

Average RPI Win:	306	WON-LOST	WINNING	LAST 10	STRENGTH OF	OPP. STRENGTH	TEAM	ADJ.	CONF.	ADJ CONF.
Average RPI Loss:	158	RECORD	PCT. RANK	GAMES	SCHEDULE	OF SCHEDULE	RPI	RPI	RPI	RPI
DIV. I ONLY	4- 6	222	6-4	334	267	295	295	25	25	
DIV. I NON-CONF.	2- 5	264	0- 0	305	246	316	316	22	22	

TOTALS	RPI 1-25	RPI 26-50	W-L RECORDS	RPI 51-100	RPI 101-150	RPI 150+				
4- 6	0- 0	0- 0	OVERALL	0- 1	0- 2	4- 3				
1- 3	0- 0	0- 0	HOME	0- 0	0- 1	1- 2				
2- 2	0- 0	0- 0	AWAY	0- 1	0- 1	2- 0				
1- 1	0- 0	0- 0	NEUTRAL	0- 0	0- 0	1- 1				
2- 5	0- 0	0- 0	NON-CONFERENCE	0- 0	0- 2	2- 3				
0- 3	0- 0	0- 0	HOME	0- 0	0- 1	0- 2				
1- 1	0- 0	0- 0	AWAY	0- 0	0- 1	1- 0				
1- 1	0- 0	0- 0	NEUTRAL	0- 0	0- 0	1- 1				
2- 1	0- 0	0- 0	CONFERENCE	0- 1	0- 0	2- 0				
1- 0	0- 0	0- 0	HOME	0- 0	0- 0	1- 0				
1- 1	0- 0	0- 0	AWAY	0- 1	0- 0	1- 0				
0- 0	0- 0	0- 0	NEUTRAL	0- 0	0- 0	0- 0				

RPI 1-25				RPI 26-50				RPI 51-100				RPI 101+				Team's RPI: 295
RPI	S	Opponent	Score	RPI	S	Opponent	Score	RPI	S	Opponent	Score	RPI	S	Opponent	Score	
								62	A	Lamar University	58 76	122	H	Texas St.	53 60	
												144	A	Texas Tech	61 78	
												166	N	Prairie View	59 67	
												189	H	New Mexico St.	65 67	
												266	A	UTRGV	59 49	
												266	H	UTRGV	57 70	
												289	N	Louisiana	64 63	
												333	A	Central Ark.	73 65	
												335	H	Northwestern St.	79 55	
LAST 12 Division I GAMES:																
335	H	Northwestern St.	79 55	289	N	Louisiana	64 63	122	H	Texas St.	53 60					
62	A	Lamar University	58 76	144	A	Texas Tech	61 78									
333	A	Central Ark.	73 65	266	A	UTRGV	59 49									
189	H	New Mexico St.	65 67													
266	H	UTRGV	57 70													
166	N	Prairie View	59 67													

Non-Div I Games: Schreiner 64 34 UNKNOWN 78 40 Tex. A&M Int'l 84 36 Texas Lutheran 73 49 A&M-Corpus Christi

Average RPI Win:	258	WON-LOST	WINNING	LAST 10	STRENGTH OF	OPP. STRENGTH	TEAM	ADJ.	CONF.	ADJ CONF.
Average RPI Loss:	110	RECORD	PCT. RANK	GAMES	SCHEDULE	OF SCHEDULE	RPI	RPI	RPI	RPI

DIV. I ONLY	6- 4	115	6-4	303	176	167	167	25	25
DIV. I NON-CONF.	3- 4	199	0- 0	142	175	140	140	22	22

TOTALS	RPI 1-25	RPI 26-50	W-L RECORDS	RPI 51-100	RPI 101-150	RPI 150+			
6- 4	0- 0	0- 0	OVERALL	0- 2	0- 2	6- 0			
1- 1	0- 0	0- 0	HOME	0- 1	0- 0	1- 0			
4- 3	0- 0	0- 0	AWAY	0- 1	0- 2	4- 0			
1- 0	0- 0	0- 0	NEUTRAL	0- 0	0- 0	1- 0			
3- 4	0- 0	0- 0	NON-CONFERENCE	0- 2	0- 2	3- 0			
0- 1	0- 0	0- 0	HOME	0- 1	0- 0	0- 0			
2- 3	0- 0	0- 0	AWAY	0- 1	0- 2	2- 0			
1- 0	0- 0	0- 0	NEUTRAL	0- 0	0- 0	1- 0			
3- 0	0- 0	0- 0	CONFERENCE	0- 0	0- 0	3- 0			
1- 0	0- 0	0- 0	HOME	0- 0	0- 0	1- 0			
2- 0	0- 0	0- 0	AWAY	0- 0	0- 0	2- 0			
0- 0	0- 0	0- 0	NEUTRAL	0- 0	0- 0	0- 0			

RPI 1-25				RPI 26-50				RPI 51-100				RPI 101+ Team's RPI: 167			
RPI	S	Opponent	Score	RPI	S	Opponent	Score	RPI	S	Opponent	Score	RPI	S	Opponent	Score
								54	H	Arkansas	68 80	144	A	Texas Tech	54 105
								92	A	FGCU	65 81	148	A	Tul sa	63 75
												189	A	New Mexico St.	58 46
												206	A	Sam Houston St.	91 79
												260	N	Texas Southern	81 39
												275	A	New Orleans	59 52
												277	A	UTEP	70 69
												340	H	McNeese	109 52
LAST 12 Division I GAMES:															
				275	A	New Orleans	59 52	340	H	McNeese	109 52				
				144	A	Texas Tech	54 105	206	A	Sam Houston St.	91 79				
				92	A	FGCU	65 81	260	N	Texas Southern	81 39				
				54	H	Arkansas	68 80	189	A	New Mexico St.	58 46				
				148	A	Tul sa	63 75								
				277	A	UTEP	70 69								

Non-Div I Games: Eastern N.M. 78 46 Southwest (NM) 90 47 Howard Payne 98 43 Schreiner 90 43 Abilene Christian

Average RPI Win:	225	WON-LOST	WINNING	LAST 10	STRENGTH OF	OPP. STRENGTH	TEAM	ADJ.	CONF.	ADJ CONF.
Average RPI Loss:	122	RECORD	PCT. RANK	GAMES	SCHEDULE	OF SCHEDULE	RPI	RPI	RPI	RPI
DIV. I ONLY	4- 9	254	3-7	70	218	196	196	12	12	
DIV. I NON-CONF.	3- 7	256	0- 0	80	260	201	201	11	11	

TOTALS	RPI 1-25	RPI 26-50	W-L RECORDS	RPI 51-100	RPI 101-150	RPI 150+				
4- 9	0- 1	0- 1	OVERALL	1- 2	0- 0	3- 5				
3- 3	0- 0	0- 0	HOME	1- 0	0- 0	2- 3				
1- 6	0- 1	0- 1	AWAY	0- 2	0- 0	1- 2				
0- 0	0- 0	0- 0	NEUTRAL	0- 0	0- 0	0- 0				
3- 7	0- 1	0- 1	NON-CONFERENCE	1- 1	0- 0	2- 4				
2- 2	0- 0	0- 0	HOME	1- 0	0- 0	1- 2				
1- 5	0- 1	0- 1	AWAY	0- 1	0- 0	1- 2				
0- 0	0- 0	0- 0	NEUTRAL	0- 0	0- 0	0- 0				
1- 2	0- 0	0- 0	CONFERENCE	0- 1	0- 0	1- 1				
1- 1	0- 0	0- 0	HOME	0- 0	0- 0	1- 1				
0- 1	0- 0	0- 0	AWAY	0- 1	0- 0	0- 0				
0- 0	0- 0	0- 0	NEUTRAL	0- 0	0- 0	0- 0				

RPI	S	Opponent	Score	RPI	S	Opponent	Score	RPI	S	Opponent	Score	RPI	S	Opponent	Score	Team's RPI: 196
5	A	Oregon	36 82	27	A	Northeastern	41 54	55	A	New Mexico	57 78	154	A	Denver	66 92	
								58	H	Northern Colo.	69 57	156	H	Utah St.	44 48	
								75	A	Minnesota	50 67	158	A	Portland	60 79	
												182	H	Colorado St.	63 48	
												229	H	George Mason	71 78	
												238	H	Navy	47 54	
												310	A	Army West Point	71 60	
												349	H	Fairleigh Dickinson	85 37	

LAST 12 Division I GAMES:																
158	A	Portland	60 79	182	H	Colorado St.	63 48	156	H	Utah St.	44 48	55	A	New Mexico	57 78	
238	H	Navy	47 54	154	A	Denver	66 92	5	A	Oregon	36 82	349	H	Fairleigh Dickinson	85 37	
75	A	Minnesota	50 67	156	H	Utah St.	44 48	27	A	Northeastern	41 54	154	A	Denver	66 92	
58	H	Northern Colo.	69 57	55	A	New Mexico	57 78	310	A	Army West Point	71 60					
27	A	Northeastern	41 54													
310	A	Army West Point	71 60													

Non-Div I Games: Western St. 72 54

Air Force

Loss,
Non-Conf, S Site,
H Home
A Away
N Neutral

Average RPI	Win:	286	WON-LOST	WINNING	LAST 10	STRENGTH OF	OPP. STRENGTH	TEAM	ADJ.	CONF.	ADJ CONF.
Average RPI	Loss:	55	RECORD	PCT. RANK	GAMES	SCHEDULE	OF SCHEDULE	RPI	RPI	RPI	RPI
DIV. I ONLY		9- 3		52	7-3	324	209	163	163	8	8
DIV. I NON-CONF.		8- 2		51	0- 0	341	197	195	195	8	8

TOTALS	RPI 1-25		RPI 26-50		W-L RECORDS	RPI 51-100		RPI 101-150		RPI 150+	
9- 3	0- 2		0- 0		OVERALL	0- 0		0- 1		9- 0	
3- 1	0- 1		0- 0		HOME	0- 0		0- 0		3- 0	
2- 2	0- 1		0- 0		AWAY	0- 0		0- 1		2- 0	
4- 0	0- 0		0- 0		NEUTRAL	0- 0		0- 0		4- 0	
8- 2	0- 1		0- 0		NON-CONFERENCE	0- 0		0- 1		8- 0	
3- 1	0- 1		0- 0		HOME	0- 0		0- 0		3- 0	
1- 1	0- 0		0- 0		AWAY	0- 0		0- 1		1- 0	
4- 0	0- 0		0- 0		NEUTRAL	0- 0		0- 0		4- 0	
1- 1	0- 1		0- 0		CONFERENCE	0- 0		0- 0		1- 0	
0- 0	0- 0		0- 0		HOME	0- 0		0- 0		0- 0	
1- 1	0- 1		0- 0		AWAY	0- 0		0- 0		1- 0	
0- 0	0- 0		0- 0		NEUTRAL	0- 0		0- 0		0- 0	

RPI 1-25				RPI 26-50				RPI 51-100				RPI 101+ Team's RPI: 163			
RPI	S	Opponent	Score	RPI	S	Opponent	Score	RPI	S	Opponent	Score	RPI	S	Opponent	Score
18	H	Butler	47 63									126	A	Youngstown St.	61 72
21	A	Central Mich.	71 94									201	H	St. Bonaventure	67 58
												272	N	Northern Ky.	77 60
												277	N	UTEP	64 57
												278	N	Oakland	85 65
												282	A	N. C. A&T	49 36
												293	A	Western Mich.	72 59
												315	H	Canisius	62 53
												326	H	Eastern Ky.	63 54
												327	N	Jackson St.	74 57

LAST 12 Division I GAMES:															
315	H	Canisius	62 53	293	A	Western Mich.	72 59								
18	H	Butler	47 63	21	A	Central Mich.	71 94								
201	H	St. Bonaventure	67 58	277	N	UTEP	64 57								
326	H	Eastern Ky.	63 54	327	N	Jackson St.	74 57								
126	A	Youngstown St.	61 72	278	N	Oakland	85 65								
272	N	Northern Ky.	77 60	282	A	N. C. A&T	49 36								

Non-Div I Games:

Malone

63 44

Akron

Loss,
Non-Conf, S Site, H Home
A Away
N Neutral

Albama

Alabama

Alabama

Average RPI Win:	276	WON-LOST	WINNING	LAST 10	STRENGTH OF	OPP. STRENGTH	TEAM	ADJ.	CONF.	ADJ CONF.
Average RPI Loss:	192	RECORD	PCT. RANK	GAMES	SCHEDULE	OF SCHEDULE	RPI	RPI	RPI	RPI
DIV. I ONLY	6- 7	189	5-5	307	326	261	261	28	28	
DIV. I NON-CONF.	5- 6	177	0- 0	267	334	243	243	25	25	

TOTALS	RPI 1-25	RPI 26-50	W-L RECORDS	RPI 51-100	RPI 101-150	RPI 150+				
6- 7	0- 0	0- 0	OVERALL	0- 1	0- 2	6- 4				
3- 3	0- 0	0- 0	HOME	0- 0	0- 1	3- 2				
2- 4	0- 0	0- 0	AWAY	0- 1	0- 1	2- 2				
1- 0	0- 0	0- 0	NEUTRAL	0- 0	0- 0	1- 0				
5- 6	0- 0	0- 0	NON-CONFERENCE	0- 1	0- 1	5- 4				
2- 2	0- 0	0- 0	HOME	0- 0	0- 0	2- 2				
2- 4	0- 0	0- 0	AWAY	0- 1	0- 1	2- 2				
1- 0	0- 0	0- 0	NEUTRAL	0- 0	0- 0	1- 0				
1- 1	0- 0	0- 0	CONFERENCE	0- 0	0- 1	1- 0				
1- 1	0- 0	0- 0	HOME	0- 0	0- 1	1- 0				
0- 0	0- 0	0- 0	AWAY	0- 0	0- 0	0- 0				
0- 0	0- 0	0- 0	NEUTRAL	0- 0	0- 0	0- 0				

RPI 1-25				RPI 26-50				RPI 51-100				RPI 101+				Team's RPI: 261
RPI	S	Opponent	Score	RPI	S	Opponent	Score	RPI	S	Opponent	Score	RPI	S	Opponent	Score	
								61	A	Kansas	54 65	129	H	Grambling	51 63	
												143	A	Illinois	60 88	
												173	A	UAB	47 82	
												179	H	Jacksonville St.	48 55	
												234	H	Southeastern La.	51 48	
												239	N	Jacksonville	65 60	
												267	A	Murray St.	59 53	
												285	A	North Florida	63 62	
												306	H	Tennessee St.	67 57	
												325	H	Lipscomb	58 62	
												327	H	Jackson St.	58 55	
												336	A	Austin Peay	58 75	
LAST 12 Division I GAMES:																
234	H	Southeastern La.	51 48	129	H	Grambling	51 63									
179	H	Jacksonville St.	48 55	327	H	Jackson St.	58 55									
336	A	Austin Peay	58 75	239	N	Jacksonville	65 60									
267	A	Murray St.	59 53	285	A	North Florida	63 62									
173	A	UAB	47 82	325	H	Lipscomb	58 62									
61	A	Kansas	54 65	306	H	Tennessee St.	67 57									

Non-Div I Games:

Alabama A&M

Average RPI	Win:	327	WON-LOST	WINNING	LAST 10	STRENGTH OF	OPP. STRENGTH	TEAM	ADJ.	CONF.	ADJ CONF.
Average RPI	Loss:	111	RECORD	PCT. RANK	GAMES	SCHEDULE	OF SCHEDULE	RPI	RPI	RPI	RPI
DIV. I ONLY		1- 11		333	2-8	15	295	235	235	28	28
DIV. I NON-CONF.		0- 10		336	0- 0	3	307	207	207	25	25

TOTALS	RPI 1-25		RPI 26-50		W-L RECORDS	RPI 51-100		RPI 101-150		RPI 150+	
1- 11	0- 1		0- 3		OVERALL	0- 0		0- 2		1- 5	
1- 4	0- 0		0- 1		HOME	0- 0		0- 1		1- 2	
0- 7	0- 1		0- 2		AWAY	0- 0		0- 1		0- 3	
0- 0	0- 0		0- 0		NEUTRAL	0- 0		0- 0		0- 0	
0- 10	0- 1		0- 3		NON-CONFERENCE	0- 0		0- 1		0- 5	
0- 3	0- 0		0- 1		HOME	0- 0		0- 0		0- 2	
0- 7	0- 1		0- 2		AWAY	0- 0		0- 1		0- 3	
0- 0	0- 0		0- 0		NEUTRAL	0- 0		0- 0		0- 0	
1- 1	0- 0		0- 0		CONFERENCE	0- 0		0- 1		1- 0	
1- 1	0- 0		0- 0		HOME	0- 0		0- 1		1- 0	
0- 0	0- 0		0- 0		AWAY	0- 0		0- 0		0- 0	
0- 0	0- 0		0- 0		NEUTRAL	0- 0		0- 0		0- 0	

RPI 1-25				RPI 26-50				RPI 51-100				RPI 101+ Team's RPI: 235			
RPI	S	Opponent	Score	RPI	S	Opponent	Score	RPI	S	Opponent	Score	RPI	S	Opponent	Score
20	A	Kentucky	35 87	35	H	South Carolina	38 94					101	A	Troy	46 116
				37	A	Auburn	50 83					129	H	Grambling	72 80
				39	A	Georgia Tech	42 69					157	A	South Alabama	65 77
												160	A	Xavier	58 87
												165	A	North Ala.	42 68
												173	H	UAB	47 62
												209	H	Samford	51 60
												327	H	Jackson St.	74 67

LAST 12 Division I GAMES:															
173	H	UAB	47 62	327	H	Jackson St.	74 67	129	H	Grambling	72 80				
157	A	South Alabama	65 77	37	A	Auburn	50 83	160	A	Xavier	58 87				
39	A	Georgia Tech	42 69	42	H	South Carolina	38 94	20	A	Kentucky	35 87				
101	A	Troy	46 116												
165	A	North Ala.	42 68												
209	H	Samford	51 60												

Non-Div I Games: Mobile 69 63

Alabama St.

■ Loss,
 ■ Non-Conf,
 ■ S Site,
 ■ H Home
 ■ A Away
 N Neutral

Average RPI Win:	279	WON-LOST	WINNING	LAST 10	STRENGTH OF	OPP. STRENGTH	TEAM	ADJ.	CONF.	ADJ CONF.
Average RPI Loss:	204	RECORD	PCT. RANK	GAMES	SCHEDULE	OF SCHEDULE	RPI	RPI	RPI	RPI
DIV. I ONLY	4- 11	277	3-7	268	318	300	300	23	23	
DIV. I NON-CONF.	3- 10	278	0- 0	237	324	293	293	23	23	

TOTALS	RPI 1-25	RPI 26-50	W-L RECORDS	RPI 51-100	RPI 101-150	RPI 150+				
4- 11	0- 1	0- 0	OVERALL	0- 1	0- 2	4- 7				
2- 4	0- 0	0- 0	HOME	0- 0	0- 1	2- 3				
2- 7	0- 1	0- 0	AWAY	0- 1	0- 1	2- 4				
0- 0	0- 0	0- 0	NEUTRAL	0- 0	0- 0	0- 0				
3- 10	0- 1	0- 0	NON-CONFERENCE	0- 1	0- 2	3- 6				
1- 4	0- 0	0- 0	HOME	0- 0	0- 1	1- 3				
2- 6	0- 1	0- 0	AWAY	0- 1	0- 1	2- 3				
0- 0	0- 0	0- 0	NEUTRAL	0- 0	0- 0	0- 0				
1- 1	0- 0	0- 0	CONFERENCE	0- 0	0- 0	1- 1				
1- 0	0- 0	0- 0	HOME	0- 0	0- 0	1- 0				
0- 1	0- 0	0- 0	AWAY	0- 0	0- 0	0- 1				
0- 0	0- 0	0- 0	NEUTRAL	0- 0	0- 0	0- 0				

RPI 1-25				RPI 26-50				RPI 51-100				RPI 101+ Team's RPI: 300			
RPI	S	Opponent	Score	RPI	S	Opponent	Score	RPI	S	Opponent	Score	RPI	S	Opponent	Score
19	A	Rutgers	39 65					59	A	Purdue	41 53	116	H	Marist	56 74
												146	A	South Fla.	37 74
												192	A	Cornell	34 48
												231	H	Holy Cross	50 56
												244	H	Binghamton	61 56
												250	A	Monmouth	56 64
												259	A	Columbia	62 58
												273	A	St. Francis Brooklyn	67 60
												274	H	Central Conn. St.	53 60
												308	A	Vermont	39 52
												315	H	Canisius	42 48
												329	A	Lafayette	66 67
												341	H	Manhattan	60 54
LAST 12 Division I GAMES:															
273	A	St. Francis Brooklyn	67 60	308	A	Vermont	39 52								
116	H	Marist	56 74	244	H	Binghamton	61 56								
274	H	Central Conn. St.	53 60	259	A	Columbia	62 58								
329	A	Lafayette	66 67	59	A	Purdue	41 53								
315	H	Canisius	42 48	250	A	Monmouth	56 64								
231	H	Holy Cross	50 56	19	A	Rutgers	39 65								

Non-Div I Games:

Albany (NY)

■ Loss,
 ■ Non-Conf, S Site,
 ■ Home
 ■ Away
 N Neutral

Average RPI Win: 260

Average RPI Loss: 235

WON-LOST
RECORDWINNING
PCT. RANKLAST 10
GAMESSTRENGTH OF
SCHEDULEOPP. STRENGTH
OF SCHEDULETEAM
RPIADJ.
RPICONF.
RPIADJ CONF.
RPIDIV. I ONLY
DIV. I NON-CONF.1- 10
0- 9331
3362-8
0- 1341
326320
335351
351351
35128
2528
25

TOTALS

RPI 1-25

RPI 26-50

W-L RECORDS

RPI 51-100

RPI 101-150

RPI 150+

1- 10

0- 0

0- 0

OVERALL

0- 1

0- 0

1- 9

1- 3

0- 0

0- 0

HOME

0- 0

0- 0

1- 3

0- 6

0- 0

0- 0

AWAY

0- 1

0- 0

0- 5

0- 1

0- 0

0- 0

NEUTRAL

0- 0

0- 0

0- 1

0- 9

0- 0

0- 0

NON-CONFERENCE

0- 1

0- 0

0- 8

0- 2

0- 0

0- 0

HOME

0- 0

0- 0

0- 2

0- 6

0- 0

0- 0

AWAY

0- 1

0- 0

0- 5

0- 1

0- 0

0- 0

NEUTRAL

0- 0

0- 0

0- 1

1- 1

0- 0

0- 0

CONFERENCE

0- 0

0- 0

1- 1

1- 1

0- 0

0- 0

HOME

0- 0

0- 0

1- 1

0- 0

0- 0

0- 0

AWAY

0- 0

0- 0

0- 0

0- 0

0- 0

0- 0

NEUTRAL

0- 0

0- 0

0- 0

RPI 1-25

RPI 26-50

RPI 51-100

RPI 101+

Team's RPI: 351

RPI S Opponent Score

RPI S Opponent Score

RPI S Opponent Score

RPI S Opponent Score

RPI S Opponent Score

RPI S Opponent Score

RPI S Opponent Score

RPI S Opponent Score

RPI S Opponent Score

RPI S Opponent Score

RPI S Opponent Score

RPI S Opponent Score

RPI S Opponent Score

RPI S Opponent Score

RPI S Opponent Score

RPI S Opponent Score

RPI S Opponent Score

RPI S Opponent Score

RPI S Opponent Score

RPI S Opponent Score

RPI S Opponent Score

RPI S Opponent Score

RPI S Opponent Score

RPI S Opponent Score

RPI S Opponent Score

RPI S Opponent Score

RPI S Opponent Score

RPI S Opponent Score

RPI S Opponent Score

RPI S Opponent Score

RPI S Opponent Score

RPI S Opponent Score

RPI S Opponent Score

RPI S Opponent Score

RPI S Opponent Score

RPI S Opponent Score

RPI S Opponent Score

RPI S Opponent Score

RPI S Opponent Score

RPI S Opponent Score

RPI S Opponent Score

RPI S Opponent Score

RPI S Opponent Score

RPI S Opponent Score

RPI S Opponent Score

RPI S Opponent Score

RPI S Opponent Score

RPI S Opponent Score

RPI S Opponent Score

RPI S Opponent Score

RPI S Opponent Score

RPI S Opponent Score

RPI S Opponent Score

RPI S Opponent Score

RPI S Opponent Score

RPI S Opponent Score

RPI S Opponent Score

RPI S Opponent Score

RPI S Opponent Score

RPI S Opponent Score

RPI S Opponent Score

RPI S Opponent Score

RPI S Opponent Score

RPI S Opponent Score

RPI S Opponent Score

RPI S Opponent Score

RPI S Opponent Score

RPI S Opponent Score

RPI S Opponent Score

RPI S Opponent Score

RPI S Opponent Score

RPI S Opponent Score

RPI S Opponent Score

RPI S Opponent Score

RPI S Opponent Score

RPI S Opponent Score

RPI S Opponent Score

RPI S Opponent Score

RPI S Opponent Score

RPI S Opponent Score

RPI S Opponent Score

RPI S Opponent Score

RPI S Opponent Score

RPI S Opponent Score

RPI S Opponent Score

RPI S Opponent Score

RPI S Opponent Score

RPI S Opponent Score

RPI S Opponent Score

RPI S Opponent Score

RPI S Opponent Score

RPI S Opponent Score

RPI S Opponent Score

RPI S Opponent Score

RPI S Opponent Score

RPI S Opponent Score

RPI S Opponent Score

RPI S Opponent Score

RPI S Opponent Score

RPI S Opponent Score

RPI S Opponent Score

RPI S Opponent Score

RPI S Opponent Score

RPI S Opponent Score

RPI S Opponent Score

RPI S Opponent Score

RPI S Opponent Score

RPI S Opponent Score

RPI S Opponent Score

RPI S Opponent Score

RPI S Opponent Score

RPI S Opponent Score

RPI S Opponent Score

RPI S Opponent Score

RPI S Opponent Score

RPI S Opponent Score

RPI S Opponent Score

RPI S Opponent Score

RPI S Opponent Score

RPI S Opponent Score

RPI S Opponent Score

RPI S Opponent Score

RPI S Opponent Score

RPI S Opponent Score

RPI S Opponent Score

RPI S Opponent Score

RPI S Opponent Score

RPI S Opponent Score

RPI S Opponent Score

RPI S Opponent Score

RPI S Opponent Score

RPI S Opponent Score

RPI S Opponent Score

RPI S Opponent Score

RPI S Opponent Score

RPI S Opponent Score

RPI S Opponent Score

RPI S Opponent Score

RPI S Opponent Score

RPI S Opponent Score

RPI S Opponent Score

RPI S Opponent Score

RPI S Opponent Score

RPI S Opponent Score

RPI S Opponent Score

RPI S Opponent Score

RPI S Opponent Score

RPI S Opponent Score

RPI S Opponent Score

RPI S Opponent Score

RPI S Opponent Score

RPI S Opponent Score

A
l
c
o
r
nA
l
c
o
r
n

Non-Div I Games:

Lane

58

70

Fisk

67

64

Rust

59

78

Al corn

Loss, Non-Conf, S Site, H Home A Away N Neutral

American				Through Games Of Jan. 11, 2019						
Average RPI Win: 240		WON-LOST RECORD	WINNING PCT. RANK	LAST 10 GAMES	STRENGTH OF SCHEDULE	OPP. STRENGTH OF SCHEDULE	TEAM RPI	ADJ. RPI	CONF. RPI	ADJ CONF. RPI
Average RPI Loss: 95										
DIV. I ONLY		6- 8	207	3-7	71	198	149	149	22	22
DIV. I NON-CONF.		4- 7	228	0- 0	75	161	180	180	24	24

TOTALS		RPI 1-25	RPI 26-50	W-L RECORDS		RPI 51-100	RPI 101-150	RPI 150+		
6- 8		0- 1	0- 0	OVERALL		0- 4	1- 1	5- 2		
4- 1		0- 0	0- 0	HOME		0- 1	1- 0	3- 0		
2- 5		0- 0	0- 0	AWAY		0- 2	0- 1	2- 2		
0- 2		0- 1	0- 0	NEUTRAL		0- 1	0- 0	0- 0		
4- 7		0- 1	0- 0	NON-CONFERENCE		0- 3	1- 1	3- 2		
3- 1		0- 0	0- 0	HOME		0- 1	1- 0	2- 0		
1- 4		0- 0	0- 0	AWAY		0- 1	0- 1	1- 2		
0- 2		0- 1	0- 0	NEUTRAL		0- 1	0- 0	0- 0		
2- 1		0- 0	0- 0	CONFERENCE		0- 1	0- 0	2- 0		
1- 0		0- 0	0- 0	HOME		0- 0	0- 0	1- 0		
1- 1		0- 0	0- 0	AWAY		0- 1	0- 0	1- 0		
0- 0		0- 0	0- 0	NEUTRAL		0- 0	0- 0	0- 0		

RPI 1-25				RPI 26-50				RPI 51-100				RPI 101+ Team's RPI: 149			
RPI	S	Opponent	Score	RPI	S	Opponent	Score	RPI	S	Opponent	Score	RPI	S	Opponent	Score
2	N	Stanford	49 71					60	H	Ohio	67 77	123	A	Virginia	54 57
								65	A	Bucknell	56 71	148	H	Tulsa	68 52
								86	A	Penn St.	59 80	154	A	Denver	54 83
								92	N	FGCU	71 90	180	A	High Point	61 66
												229	H	George Mason	86 71
												238	A	Navy	58 45
												258	H	Colgate	76 57
												281	A	Hawaii	69 57
												284	H	UMBC	64 42

LAST 12 Division I GAMES:															
86	A	Penn St.	59 80	238	A	Navy	58 45								
123	A	Virginia	54 57	258	H	Colgate	76 57								
284	H	UMBC	64 42	65	A	Bucknell	56 71								
92	N	FGCU	71 90	60	H	Ohio	67 77								
2	N	Stanford	49 71	180	A	High Point	61 66								
281	A	Hawaii	69 57	154	A	Denver	54 83								

Non-Div I Games:

American

Average RPI Win:	238	WON-LOST	WINNING	LAST 10	STRENGTH OF	OPP. STRENGTH	TEAM	ADJ.	CONF.	ADJ CONF.
Average RPI Loss:	117	RECORD	PCT. RANK	GAMES	SCHEDULE	OF SCHEDULE	RPI	RPI	RPI	RPI
DIV. I ONLY	7- 7	167	5-5	61	319	139	139	15	15	
DIV. I NON-CONF.	6- 5	143	0- 0	151	271	138	138	17	17	

TOTALS	RPI 1-25	RPI 26-50	W-L RECORDS	RPI 51-100	RPI 101-150	RPI 150+				
7- 7	0- 0	0- 2	OVERALL	0- 1	0- 2	7- 2				
6- 1	0- 0	0- 0	HOME	0- 0	0- 1	6- 0				
1- 6	0- 0	0- 2	AWAY	0- 1	0- 1	1- 2				
0- 0	0- 0	0- 0	NEUTRAL	0- 0	0- 0	0- 0				
6- 5	0- 0	0- 2	NON-CONFERENCE	0- 1	0- 0	6- 2				
5- 0	0- 0	0- 0	HOME	0- 0	0- 0	5- 0				
1- 5	0- 0	0- 2	AWAY	0- 1	0- 0	1- 2				
0- 0	0- 0	0- 0	NEUTRAL	0- 0	0- 0	0- 0				
1- 2	0- 0	0- 0	CONFERENCE	0- 0	0- 2	1- 0				
1- 1	0- 0	0- 0	HOME	0- 0	0- 1	1- 0				
0- 1	0- 0	0- 0	AWAY	0- 0	0- 1	0- 0				
0- 0	0- 0	0- 0	NEUTRAL	0- 0	0- 0	0- 0				

RPI 1-25				RPI 26-50				RPI 51-100				RPI 101+				Team's RPI: 139
RPI	S	Opponent	Score	RPI	S	Opponent	Score	RPI	S	Opponent	Score	RPI	S	Opponent	Score	
				35	A	South Carolina	50 80	67	A	Clemson	48 87	101	H	Troy	72 83	
				39	A	Georgia Tech	53 71					135	A	UT Arlington	94 99	
												155	A	Davison	81 78	
												157	H	South Alabama	71 63	
												173	A	UAB	61 80	
												188	H	Elon	65 62	
												252	H	Marshall	74 52	
												253	H	Wofford	94 70	
												268	A	ETSU	64 95	
												322	H	UNC Greensboro	68 65	
												337	H	Col. of Charleston	80 66	
LAST 12 Division I GAMES:																
				35	A	South Carolina	50 80	135	A	UT Arlington	94 99					
				337	H	Col. of Charleston	80 66	101	H	Troy	72 83					
				268	A	ETSU	64 95	157	H	South Alabama	71 63					
				252	H	Marshall	74 52	67	A	Clemson	48 87					
				188	H	Elon	65 62	253	H	Wofford	94 70					
				155	A	Davison	81 78	322	H	UNC Greensboro	68 65					

Non-Div I Games:

Appalachian St.

Average RPI	Win: 181	WON-LOST RECORD	WINNING PCT. RANK	LAST 10 GAMES	STRENGTH OF SCHEDULE	OPP. STRENGTH OF SCHEDULE	TEAM RPI	ADJ. RPI	CONF. RPI	ADJ CONF. RPI
Average RPI	Loss: 77									
DIV. I ONLY	13- 2	17	9-1	171	84	47	47	2	2	
DIV. I NON-CONF.	10- 1	19	0- 0	321	154	114	114	2	2	

TOTALS	RPI 1-25	RPI 26-50	W-L RECORDS	RPI 51-100	RPI 101-150	RPI 150+				
13- 2	2- 0	0- 0	OVERALL	0- 2	3- 0	8- 0				
8- 1	2- 0	0- 0	HOME	0- 1	2- 0	4- 0				
3- 1	0- 0	0- 0	AWAY	0- 1	1- 0	2- 0				
2- 0	0- 0	0- 0	NEUTRAL	0- 0	0- 0	2- 0				
10- 1	0- 0	0- 0	NON-CONFERENCE	0- 1	2- 0	8- 0				
6- 1	0- 0	0- 0	HOME	0- 1	2- 0	4- 0				
2- 0	0- 0	0- 0	AWAY	0- 0	0- 0	2- 0				
2- 0	0- 0	0- 0	NEUTRAL	0- 0	0- 0	2- 0				
3- 1	2- 0	0- 0	CONFERENCE	0- 1	1- 0	0- 0				
2- 0	2- 0	0- 0	HOME	0- 0	0- 0	0- 0				
1- 1	0- 0	0- 0	AWAY	0- 1	1- 0	0- 0				
0- 0	0- 0	0- 0	NEUTRAL	0- 0	0- 0	0- 0				

RPI 1-25				RPI 26-50				Team's RPI: 47				RPI 51-100				RPI 101+			
RPI	S	Opponent	Score	RPI	S	Opponent	Score	RPI	S	Opponent	Score	RPI	S	Opponent	Score	RPI	S	Opponent	Score
15	H	Arizona St.	51 39									53	A	Utah	64 80	102	A	Col orado	69 67
24	H	Cal i forn i a	60 55									100	H	Loyol a Marymount	64 66	103	H	Idaho St.	71 46
																121	H	Montana	100 51
																158	N	Portland	92 70
																205	A	San Diego St.	69 60
																207	H	Northern Ari z.	71 47
																210	A	Long Beach St.	70 43
																277	H	UTEP	62 40
																290	H	Incar nate Word	84 42
																314	H	South Carolina St.	73 32
																331	N	Seattle U	84 54
LAST 12 Di v i s i o n I GAMES:																			
277	H	UTEP	62 40	24	H	Cal i forn i a	60 55												
210	A	Long Beach St.	70 43	53	A	Utah	64 80												
121	H	Montana	100 51	102	A	Col orado	69 67												
205	A	San Diego St.	69 60	15	H	Ari zona St.	51 39												
290	H	Incar nate Word	84 42	207	H	Northern Ari z.	71 47												
314	H	South Carol i na St.	73 32	158	N	Portl and	92 70												

Non-Di v I Games:

Ari zona

Average RPI Win:	135	WON-LOST	WINNING	LAST 10	STRENGTH OF	OPP. STRENGTH	TEAM	ADJ.	CONF.	ADJ CONF.
Average RPI Loss:	16	RECORD	PCT. RANK	GAMES	SCHEDULE	OF SCHEDULE	RPI	RPI	RPI	RPI
DIV. I ONLY	11- 4	60	8-2	8	34	15	15	2	2	
DIV. I NON-CONF.	9- 2	43	1- 0	48	26	18	18	2	2	

TOTALS	RPI 1-25	RPI 26-50	W-L RECORDS	RPI 51-100	RPI 101-150	RPI 150+				
11- 4	0- 3	0- 1	OVERALL	3- 0	4- 0	4- 0				
5- 2	0- 2	0- 0	HOME	0- 0	2- 0	3- 0				
4- 1	0- 0	0- 1	AWAY	2- 0	1- 0	1- 0				
2- 1	0- 1	0- 0	NEUTRAL	1- 0	1- 0	0- 0				
9- 2	0- 2	0- 0	NON-CONFERENCE	2- 0	3- 0	4- 0				
5- 1	0- 1	0- 0	HOME	0- 0	2- 0	3- 0				
2- 0	0- 0	0- 0	AWAY	1- 0	0- 0	1- 0				
2- 1	0- 1	0- 0	NEUTRAL	1- 0	1- 0	0- 0				
2- 2	0- 1	0- 1	CONFERENCE	1- 0	1- 0	0- 0				
0- 1	0- 1	0- 0	HOME	0- 0	0- 0	0- 0				
2- 1	0- 0	0- 1	AWAY	1- 0	1- 0	0- 0				
0- 0	0- 0	0- 0	NEUTRAL	0- 0	0- 0	0- 0				

RPI	S	Opponent	Score	RPI	S	Opponent	Score	RPI	S	Opponent	Score	RPI	S	Opponent	Score
2	H	Stanford	65 72	47	A	Ari zona	39 51	52	N	Kansas St.	65 51	102	A	Colorado	76 70
6	N	Louisville	56 58					53	A	Utah	65 63	109	H	Fresno St.	68 52
8	H	Baylor	59 65					54	A	Arkansas	88 85	148	H	Tulsa	70 52
												150	N	Southern Ill.	82 38
												153	H	Louisiana Tech	80 44
												182	A	Colorado St.	70 39
												197	H	Southern U.	69 47
												290	H	Incarnate Word	81 43

LAST 12 Division I GAMES:															
109	H	Fresno St.	68 52	148	H	Tulsa	70 52	2	H	Stanford	65 72				
52	N	Kansas St.	65 51					102	A	Colorado	76 70				
182	A	Colorado St.	70 39					53	A	Utah	65 63				
197	H	Southern U.	69 47					47	A	Ari zona	39 51				
153	H	Louisiana Tech	80 44					6	N	Louisville	56 58				
150	N	Southern Ill.	82 38												

Non-Div I Games:

Ari zona St.

Average RPI Win:	0	WON-LOST	WINNING	LAST 10	STRENGTH OF	OPP. STRENGTH	TEAM	ADJ.	CONF.	ADJ CONF.
Average RPI Loss:	155	RECORD	PCT. RANK	GAMES	SCHEDULE	OF SCHEDULE	RPI	RPI	RPI	RPI
DIV. I ONLY	0- 4	345	3-5	102	211	312	312	28	28	
DIV. I NON-CONF.	0- 3	336	0- 0	5	249	216	216	25	25	

TOTALS	RPI 1-25	RPI 26-50	W-L RECORDS	RPI 51-100	RPI 101-150	RPI 150+				
0- 4	0- 0	0- 1	OVERALL	0- 1	0- 0	0- 2				
0- 1	0- 0	0- 0	HOME	0- 0	0- 0	0- 1				
0- 3	0- 0	0- 1	AWAY	0- 1	0- 0	0- 1				
0- 0	0- 0	0- 0	NEUTRAL	0- 0	0- 0	0- 0				
0- 3	0- 0	0- 1	NON-CONFERENCE	0- 1	0- 0	0- 1				
0- 0	0- 0	0- 0	HOME	0- 0	0- 0	0- 0				
0- 3	0- 0	0- 1	AWAY	0- 1	0- 0	0- 1				
0- 0	0- 0	0- 0	NEUTRAL	0- 0	0- 0	0- 0				
0- 1	0- 0	0- 0	CONFERENCE	0- 0	0- 0	0- 1				
0- 1	0- 0	0- 0	HOME	0- 0	0- 0	0- 1				
0- 0	0- 0	0- 0	AWAY	0- 0	0- 0	0- 0				
0- 0	0- 0	0- 0	NEUTRAL	0- 0	0- 0	0- 0				

RPI 1-25				RPI 26-50				RPI 51-100				RPI 101+ Team's RPI: 312			
RPI	S	Opponent	Score	RPI	S	Opponent	Score	RPI	S	Opponent	Score	RPI	S	Opponent	Score
				46	A	Oregon St.	33 89	75	A	Minnesota	42 84	246	A	Wichita St.	39 76
												254	H	Mississippi Val.	56 62

LAST 12 Division I GAMES:															
								254	H	Mississippi Val.	56 62				
								75	A	Minnesota	42 84				
								46	A	Oregon St.	33 89				
								246	A	Wichita St.	39 76				

Non-Div I Games: LeMoyne-Owen 52 43 Paul Quinn 68 52 Philander Smith 48 53 Tougaloo 68 60 Ark. -Pine Bluff

ArkansasA
r
k
a
n
s
a
s

Arkansas

Average RPI Win:	249	WON-LOST	WINNING	LAST 10	STRENGTH OF	OPP. STRENGTH	TEAM	ADJ.	CONF.	ADJ CONF.
Average RPI Loss:	76	RECORD	PCT. RANK	GAMES	SCHEDULE	OF SCHEDULE	RPI	RPI	RPI	RPI
DIV. I ONLY	8- 6	128	7-3	130	219	133	133	15	15	
DIV. I NON-CONF.	5- 6	177	0- 0	144	104	174	174	17	17	

TOTALS	RPI 1-25	RPI 26-50	W-L RECORDS	RPI 51-100	RPI 101-150	RPI 150+				
8- 6	0- 0	0- 3	OVERALL	0- 1	1- 1	7- 1				
6- 1	0- 0	0- 0	HOME	0- 0	1- 0	5- 1				
2- 5	0- 0	0- 3	AWAY	0- 1	0- 1	2- 0				
0- 0	0- 0	0- 0	NEUTRAL	0- 0	0- 0	0- 0				
5- 6	0- 0	0- 3	NON-CONFERENCE	0- 1	1- 1	4- 1				
4- 1	0- 0	0- 0	HOME	0- 0	1- 0	3- 1				
1- 5	0- 0	0- 3	AWAY	0- 1	0- 1	1- 0				
0- 0	0- 0	0- 0	NEUTRAL	0- 0	0- 0	0- 0				
3- 0	0- 0	0- 0	CONFERENCE	0- 0	0- 0	3- 0				
2- 0	0- 0	0- 0	HOME	0- 0	0- 0	2- 0				
1- 0	0- 0	0- 0	AWAY	0- 0	0- 0	1- 0				
0- 0	0- 0	0- 0	NEUTRAL	0- 0	0- 0	0- 0				

RPI 1-25				RPI 26-50				RPI 51-100				RPI 101+				Team's RPI: 133
RPI	S	Opponent	Score	RPI	S	Opponent	Score	RPI	S	Opponent	Score	RPI	S	Opponent	Score	
				26	A	Missouri	50 70	70	A	Oklahoma St.	60 62	118	A	UT Martin	91 97	
				42	A	Belmont	55 74					148	H	Tulsa	73 60	
				44	A	Texas A&M	56 97					153	H	Louisiana Tech	70 80	
												157	A	South Alabama	77 64	
												254	H	Mississippi Val.	60 57	
												267	H	Murray St.	74 63	
												277	A	UTEP	67 66	
												289	H	Louisiana	87 75	
												292	H	Memphis	77 66	
												304	H	La. -Monroe	64 54	
LAST 12 Division I GAMES:																
				304	H	La. -Monroe	64 54	157	A	South Alabama	77 64					
				289	H	Louisiana	87 75	277	A	UTEP	67 66					
				26	A	Missouri	50 70	267	H	Murray St.	74 63					
				42	A	Belmont	55 74	44	A	Texas A&M	56 97					
				254	H	Mississippi Val.	60 57	153	H	Louisiana Tech	70 80					
				148	H	Tulsa	73 60	118	A	UT Martin	91 97					

Non-Div I Games:

Arkansas St.

Average RPI Win:	321	WON-LOST	WINNING	LAST 10	STRENGTH OF	OPP. STRENGTH	TEAM	ADJ.	CONF.	ADJ CONF.
Average RPI Loss:	148	RECORD	PCT. RANK	GAMES	SCHEDULE	OF SCHEDULE	RPI	RPI	RPI	RPI
DIV. I ONLY	5- 8	228	5-5	329	282	310	310	22	22	
DIV. I NON-CONF.	4- 6	212	0- 0	338	305	314	314	24	24	

TOTALS	RPI 1-25	RPI 26-50	W-L RECORDS	RPI 51-100	RPI 101-150	RPI 150+				
5- 8	0- 0	0- 0	OVERALL	0- 3	0- 2	5- 3				
3- 4	0- 0	0- 0	HOME	0- 2	0- 1	3- 1				
2- 4	0- 0	0- 0	AWAY	0- 1	0- 1	2- 2				
0- 0	0- 0	0- 0	NEUTRAL	0- 0	0- 0	0- 0				
4- 6	0- 0	0- 0	NON-CONFERENCE	0- 2	0- 1	4- 3				
2- 3	0- 0	0- 0	HOME	0- 1	0- 1	2- 1				
2- 3	0- 0	0- 0	AWAY	0- 1	0- 0	2- 2				
0- 0	0- 0	0- 0	NEUTRAL	0- 0	0- 0	0- 0				
1- 2	0- 0	0- 0	CONFERENCE	0- 1	0- 1	1- 0				
1- 1	0- 0	0- 0	HOME	0- 1	0- 0	1- 0				
0- 1	0- 0	0- 0	AWAY	0- 0	0- 1	0- 0				
0- 0	0- 0	0- 0	NEUTRAL	0- 0	0- 0	0- 0				

RPI 1-25				RPI 26-50				RPI 51-100				RPI 101+ Team's RPI: 310			
RPI	S	Opponent	Score	RPI	S	Opponent	Score	RPI	S	Opponent	Score	RPI	S	Opponent	Score
								65	H	Bucknell	52 66	109	H	Yale	51 62
								83	A	TCU	38 63	145	A	Boston U.	51 63
								85	H	St. John's (NY)	49 60	196	H	Air Force	60 71
												244	A	Binghamton	47 60
												259	A	Columbia	49 70
												273	H	St. Francis Brooklyn	69 57
												313	H	Loyola Maryland	69 57
												318	A	Wagner	61 46
												349	H	Fairleigh Dickinson	62 40
												350	A	LIU Brooklyn	57 42

LAST 12 Division I GAMES:															
313	H	Loyola Maryland	69 57	65	H	Bucknell	52 66	273	H	St. Francis Brooklyn	69 57				
145	A	Boston U.	51 63	244	A	Binghamton	47 60	196	H	Air Force	60 71				
109	H	Yale	51 62	85	H	St. John's (NY)	49 60	85	H	St. John's (NY)	49 60				
318	A	Wagner	61 46	259	A	Columbia	49 70								
349	H	Fairleigh Dickinson	62 40												
83	A	TCU	38 63												

Non-Div I Games: Connecticut Col. 74 48

Army West Point

Average RPI Win: 176

Average RPI Loss: 16

WON-LOST
RECORDWINNING
PCT. RANKLAST 10
GAMESSTRENGTH OF
SCHEDULEOPP. STRENGTH
OF SCHEDULETEAM
RPIADJ.
RPICONF.
RPIADJ CONF.
RPIDIV. I ONLY
DIV. I NON-CONF.13- 2
11- 117
139-1
1- 0197
22523
2937
3337
336
66
6

TOTALS

RPI 1-25

RPI 26-50

W-L RECORDS

RPI 51-100

RPI 101-150

RPI 150+

13- 2

0- 1

1- 1

OVERALL

1- 0

3- 0

8- 0

6- 1

0- 0

0- 1

HOME

0- 0

2- 0

4- 0

5- 1

0- 1

0- 0

AWAY

1- 0

1- 0

3- 0

2- 0

0- 0

1- 0

NEUTRAL

0- 0

0- 0

1- 0

11- 1

0- 1

1- 0

NON-CONFERENCE

1- 0

2- 0

7- 0

6- 0

0- 0

0- 0

HOME

0- 0

2- 0

4- 0

3- 1

0- 1

0- 0

AWAY

1- 0

0- 0

2- 0

2- 0

0- 0

1- 0

NEUTRAL

0- 0

0- 0

1- 0

2- 1

0- 0

0- 1

CONFERENCE

0- 0

1- 0

1- 0

0- 1

0- 0

0- 1

HOME

0- 0

0- 0

0- 0

2- 0

0- 0

0- 0

AWAY

0- 0

1- 0

1- 0

0- 0

0- 0

0- 0

NEUTRAL

0- 0

0- 0

0- 0

RPI 1-25

RPI 26-50

Team's RPI: 37

RPI 51-100

RPI 101+

RPI	S	Opponent	Score
3	A	Iowa St.	64 67

RPI	S	Opponent	Score
29	H	Tennessee	69 78
49	N	North Carolina	86 81

RPI	S	Opponent	Score
55	A	New Mexico	79 76

RPI	S	Opponent	Score
117	A	Alabama	66 56
129	H	Grambling	97 48
137	H	Oklahoma	95 79
174	H	Nicholls St.	80 59
188	A	Elon	96 44
204	N	Coastal Caro.	84 78
209	H	Samford	73 46
220	A	Florida	64 56
235	H	Alabama St.	83 50
286	A	Saint Joseph's	81 70
289	H	Louisiana	71 59

LAST 12 Division I GAMES:

3	A	Iowa St.	64	67	55	A	New Mexico	79	76
117	A	Alabama	66	56	49	N	North Carolina	86	81
220	A	Florida	64	56	204	N	Coastal Caro.	84	78
29	H	Tennessee	69	78	209	H	Samford	73	46
235	H	Alabama St.	83	50	286	A	Saint Joseph's	81	70
188	A	Elon	96	44	137	H	Oklahoma	95	79

A
u
b
u
r
nA
u
b
u
r
n

Non-Div I Games:

Xavier (LA)

77 58

Auburn

■ Loss,
 ■ Non-Conf, S Site,
 ■ Home
 ■ Away
 N Neutral

Average RPI Loss: 220

DIV. I ONLY	5- 7	214	5-5	351	204	336	336	21	21
DIV. I NON-CONF.	3- 6	241	0- 0	349	199	345	345	20	20
TOTALS	RPI 1-25	RPI 26-50	W-L RECORDS	RPI 51-100	RPI 101-150	RPI 150+			
5- 7	0- 0	0- 0	OVERALL	0- 0	0- 1	5- 6			
5- 1	0- 0	0- 0	HOME	0- 0	0- 0	5- 1			
0- 6	0- 0	0- 0	AWAY	0- 0	0- 1	0- 5			
0- 0	0- 0	0- 0	NEUTRAL	0- 0	0- 0	0- 0			
3- 6	0- 0	0- 0	NON-CONFERENCE	0- 0	0- 1	3- 5			
3- 1	0- 0	0- 0	HOME	0- 0	0- 0	3- 1			
0- 5	0- 0	0- 0	AWAY	0- 0	0- 1	0- 4			
0- 0	0- 0	0- 0	NEUTRAL	0- 0	0- 0	0- 0			
2- 1	0- 0	0- 0	CONFERENCE	0- 0	0- 0	2- 1			
2- 0	0- 0	0- 0	HOME	0- 0	0- 0	2- 0			
0- 1	0- 0	0- 0	AWAY	0- 0	0- 0	0- 1			
0- 0	0- 0	0- 0	NEUTRAL	0- 0	0- 0	0- 0			

RPI 1-25				RPI 26-50				RPI 51-100				RPI 101+ Team's RPI: 336			
RPI	S	Opponent	Score	RPI	S	Opponent	Score	RPI	S	Opponent	Score	RPI	S	Opponent	Score
												134	A	Cincinnati	48 69
												177	A	Vanderbilt	70 99
												184	A	Illinois St.	49 61
												190	H	Morehead St.	81 80
												199	A	Southeast Mo. St.	54 64
												248	A	Western Ill.	72 77
												254	H	Mississippi Val.	89 95
												261	H	Alabama A&M	75 58
												272	H	Northern Ky.	52 48
												325	H	Lipscomb	70 58
												326	H	Eastern Ky.	100 65
												343	A	Evansville	52 56
LAST 12 Division I GAMES:															
190	H	Morehead St.	81 80	199	A	Southeast Mo. St.	54 64								
326	H	Eastern Ky.	100 65	325	H	Lipscomb	70 58								
343	A	Evansville	52 56	272	H	Northern Ky.	52 48								
261	H	Alabama A&M	75 58	254	H	Mississippi Val.	89 95								
184	A	Illinois St.	49 61	177	A	Vanderbilt	70 99								
248	A	Western Ill.	72 77	134	A	Cincinnati	48 69								

Austin Peay

Average RPI Win:	168	WON-LOST	WINNING	LAST 10	STRENGTH OF	OPP. STRENGTH	TEAM	ADJ.	CONF.	ADJ CONF.
Average RPI Loss:	100	RECORD	PCT. RANK	GAMES	SCHEDULE	OF SCHEDULE	RPI	RPI	RPI	RPI
DIV. I ONLY	13- 3	34	8-2	111	127	32	32	7	7	
DIV. I NON-CONF.	8- 3	72	0- 0	134	115	65	65	7	7	

TOTALS	RPI 1-25	RPI 26-50	W-L RECORDS	RPI 51-100	RPI 101-150	RPI 150+				
13- 3	0- 1	0- 0	OVERALL	4- 1	0- 0	9- 1				
6- 1	0- 1	0- 0	HOME	2- 0	0- 0	4- 0				
5- 2	0- 0	0- 0	AWAY	1- 1	0- 0	4- 1				
2- 0	0- 0	0- 0	NEUTRAL	1- 0	0- 0	1- 0				
8- 3	0- 1	0- 0	NON-CONFERENCE	2- 1	0- 0	6- 1				
4- 1	0- 1	0- 0	HOME	1- 0	0- 0	3- 0				
2- 2	0- 0	0- 0	AWAY	0- 1	0- 0	2- 1				
2- 0	0- 0	0- 0	NEUTRAL	1- 0	0- 0	1- 0				
5- 0	0- 0	0- 0	CONFERENCE	2- 0	0- 0	3- 0				
2- 0	0- 0	0- 0	HOME	1- 0	0- 0	1- 0				
3- 0	0- 0	0- 0	AWAY	1- 0	0- 0	2- 0				
0- 0	0- 0	0- 0	NEUTRAL	0- 0	0- 0	0- 0				

RPI 1-25				RPI 26-50				Team's RPI: 32				RPI 51-100				RPI 101+			
RPI	S	Opponent	Score	RPI	S	Opponent	Score					RPI	S	Opponent	Score	RPI	S	Opponent	Score
24	H	Cal i forni a	52 70									53	A	Utah	67 78	156	A	Utah St.	62 57
												58	H	Northern Colo.	70 50	170	H	Pepperdi ne	83 58
												68	A	Paci fi c	77 74	175	A	Santa Clara	54 44
												83	N	TCU	61 58	182	H	Colorado St.	51 42
												100	H	Loyol a Marymount	55 44	195	H	Eastern Wash.	80 65
																211	H	UC Ri versi de	72 70
																224	A	Southern Utah	64 67
																240	A	San Franci sco	67 59
																265	A	Utah Valley	77 51
																287	N	Cal i forni a Baptist	76 69
LAST 12 Di vi si on I GAMES:																			
100	H	Loyol a Marymount	55 44	68	A	Paci fi c	77 74												
170	H	Pepperdi ne	83 58	53	A	Utah	67 78												
240	A	San Franci sco	67 59	265	A	Utah Valley	77 51												
175	A	Santa Clara	54 44	224	A	Southern Utah	64 67												
58	H	Northern Colo.	70 50	287	N	Cal i forni a Baptist	76 69												
182	H	Colorado St.	51 42	83	N	TCU	61 58												

Non-Di v I Games:

BYU

Average RPI Win:	202	WON-LOST	WINNING	LAST 10	STRENGTH OF	OPP. STRENGTH	TEAM	ADJ.	CONF.	ADJ CONF.
Average RPI Loss:	87	RECORD	PCT. RANK	GAMES	SCHEDULE	OF SCHEDULE	RPI	RPI	RPI	RPI
DIV. I ONLY	5- 8	228	4-5	142	39	194	194	8	8	
DIV. I NON-CONF.	4- 7	228	0- 1	160	16	209	209	8	8	

TOTALS	RPI 1-25	RPI 26-50	W-L RECORDS	RPI 51-100	RPI 101-150	RPI 150+				
5- 8	0- 1	0- 1	OVERALL	0- 3	2- 2	3- 1				
4- 2	0- 0	0- 0	HOME	0- 1	1- 0	3- 1				
1- 3	0- 1	0- 0	AWAY	0- 1	1- 1	0- 0				
0- 3	0- 0	0- 1	NEUTRAL	0- 1	0- 1	0- 0				
4- 7	0- 1	0- 1	NON-CONFERENCE	0- 2	2- 2	2- 1				
3- 2	0- 0	0- 0	HOME	0- 1	1- 0	2- 1				
1- 2	0- 1	0- 0	AWAY	0- 0	1- 1	0- 0				
0- 3	0- 0	0- 1	NEUTRAL	0- 1	0- 1	0- 0				
1- 1	0- 0	0- 0	CONFERENCE	0- 1	0- 0	1- 0				
1- 0	0- 0	0- 0	HOME	0- 0	0- 0	1- 0				
0- 1	0- 0	0- 0	AWAY	0- 1	0- 0	0- 0				
0- 0	0- 0	0- 0	NEUTRAL	0- 0	0- 0	0- 0				

RPI 1-25				RPI 26-50				RPI 51-100				RPI 101+ Team's RPI: 194			
RPI	S	Opponent	Score	RPI	S	Opponent	Score	RPI	S	Opponent	Score	RPI	S	Opponent	Score
18	A	Butler	47 64	33	N	Duke	62 79	59	H	Purdue	38 80	112	A	Western Ky.	86 83
								66	N	Qui nni pi ac	66 69	115	N	Fordham	70 78
								89	A	Tol edo	58 65	134	H	Ci nci nnati	75 63
												141	A	Missouri St.	54 74
												177	H	Vanderbi l t	43 60
												208	H	Bowling Green	77 70
												251	H	Clevel and St.	67 62
												306	H	Tennessee St.	90 51
LAST 12 Division I GAMES:															
				33	N	Duke	62 79	66	N	Qui nni pi ac	66 69				
				208	H	Bowling Green	77 70	18	A	Butler	47 64				
				89	A	Tol edo	58 65	134	H	Ci nci nnati	75 63				
				306	H	Tennessee St.	90 51	115	N	Fordham	70 78				
				112	A	Western Ky.	86 83	141	A	Missouri St.	54 74				
				177	H	Vanderbi l t	43 60	251	H	Clevel and St.	67 62				

Non-Div I Games: Urbana

0

0

Ball St.

Loss,
Non-Conf, S Site,
H Home
A Away
N Neutral

Average RPI	Win:	119	WON-LOST	WINNING	LAST 10	STRENGTH OF	OPP. STRENGTH	TEAM	ADJ.	CONF.	ADJ CONF.
Average RPI	Loss:	2	RECORD	PCT. RANK	GAMES	SCHEDULE	OF SCHEDULE	RPI	RPI	RPI	RPI
DIV. I ONLY			12- 1	13	9-1	21	20	8	8	3	3
DIV. I NON-CONF.			10- 1	19	0- 0	32	13	7	7	3	3

TOTALS	RPI 1-25		RPI 26-50		W-L RECORDS	RPI 51-100		RPI 101-150		RPI 150+	
12- 1	2- 1		2- 0		OVERALL	2- 0		1- 0		5- 0	
7- 0	1- 0		0- 0		HOME	1- 0		0- 0		5- 0	
3- 1	1- 1		1- 0		AWAY	0- 0		1- 0		0- 0	
2- 0	0- 0		1- 0		NEUTRAL	1- 0		0- 0		0- 0	
10- 1	2- 1		2- 0		NON-CONFERENCE	1- 0		0- 0		5- 0	
6- 0	1- 0		0- 0		HOME	0- 0		0- 0		5- 0	
2- 1	1- 1		1- 0		AWAY	0- 0		0- 0		0- 0	
2- 0	0- 0		1- 0		NEUTRAL	1- 0		0- 0		0- 0	
2- 0	0- 0		0- 0		CONFERENCE	1- 0		1- 0		0- 0	
1- 0	0- 0		0- 0		HOME	1- 0		0- 0		0- 0	
1- 0	0- 0		0- 0		AWAY	0- 0		1- 0		0- 0	
0- 0	0- 0		0- 0		NEUTRAL	0- 0		0- 0		0- 0	

RPI	S	Opponent	Score	RPI	S	Opponent	Score	RPI	S	Opponent	Score	RPI	S	Opponent	Score
2	A	Stanford	63 68	30	N	South Dakota St.	72 66	52	H	Kansas St.	65 50	144	A	Texas Tech	73 56
7	H	UConn	68 57	35	A	South Carolina	94 69	95	N	Georgetown	67 46	174	H	Ni choll s St.	100 39
15	A	Ari zona St.	65 59									190	H	Morehead St.	96 58
												197	H	Southern U.	94 49
												219	H	Saint Francis (PA)	116 58
												266	H	UTRGV	98 37

LAST 12 Division I GAMES:															
144	A	Texas Tech	73 56	52	H	Kansas St.	65 50	95	N	Georgetown	67 46	30	N	South Dakota St.	72 66
7	H	UConn	68 57	95	N	Georgetown	67 46	30	N	South Dakota St.	72 66	197	H	Southern U.	94 49
266	H	UTRGV	98 37	30	N	South Dakota St.	72 66	15	A	Ari zona St.	65 59	15	A	Ari zona St.	65 59
2	A	Stanford	63 68	197	H	Southern U.	94 49	219	H	Saint Francis (PA)	116 58				
190	H	Morehead St.	96 58	15	A	Ari zona St.	65 59								
35	A	South Carolina	94 69	219	H	Saint Francis (PA)	116 58								

Non-Div I Games:

Bayl or

B
e
l
m
o
n
t

B
e
l
m
o
n
t

Bel mont

Average RPI	Win: 287	WON-LOST	WINNING	LAST 10	STRENGTH OF	OPP. STRENGTH	TEAM	ADJ.	CONF.	ADJ CONF.
Average RPI	Loss: 190	RECORD	PCT. RANK	GAMES	SCHEDULE	OF SCHEDULE	RPI	RPI	RPI	RPI
DIV. I ONLY	6- 5	141	6-4	339	249	217	217	32	32	
DIV. I NON-CONF.	5- 5	162	0- 0	332	224	244	244	32	32	

TOTALS	RPI 1-25	RPI 26-50	W-L RECORDS	RPI 51-100	RPI 101-150	RPI 150+				
6- 5	0- 0	0- 0	OVERALL	0- 0	0- 2	6- 3				
3- 0	0- 0	0- 0	HOME	0- 0	0- 0	3- 0				
2- 5	0- 0	0- 0	AWAY	0- 0	0- 2	2- 3				
1- 0	0- 0	0- 0	NEUTRAL	0- 0	0- 0	1- 0				
5- 5	0- 0	0- 0	NON-CONFERENCE	0- 0	0- 2	5- 3				
3- 0	0- 0	0- 0	HOME	0- 0	0- 0	3- 0				
1- 5	0- 0	0- 0	AWAY	0- 0	0- 2	1- 3				
1- 0	0- 0	0- 0	NEUTRAL	0- 0	0- 0	1- 0				
1- 0	0- 0	0- 0	CONFERENCE	0- 0	0- 0	1- 0				
0- 0	0- 0	0- 0	HOME	0- 0	0- 0	0- 0				
1- 0	0- 0	0- 0	AWAY	0- 0	0- 0	1- 0				
0- 0	0- 0	0- 0	NEUTRAL	0- 0	0- 0	0- 0				

RPI 1-25				RPI 26-50				RPI 51-100				RPI 101+				Team's RPI: 217
RPI	S	Opponent	Score	RPI	S	Opponent	Score	RPI	S	Opponent	Score	RPI	S	Opponent	Score	
												131	A	Charlotte	69	73
												146	A	South Fla.	39	88
												191	A	Georgia St.	57	62
												220	A	Florida	53	64
												239	A	Jacksonville	58	56
												263	N	Kennesaw St.	64	61
												264	A	Ga. Southern	76	77
												271	H	Liberty	81	76
												285	H	North Florida	76	60
												319	H	FIU	68	57
												344	A	N.C. Central	67	50
LAST 12 Division I GAMES:																
				131	A	Charlotte	69	73	344	A	N.C. Central	67	50			
				191	A	Georgia St.	57	62	264	A	Ga. Southern	76	77			
				263	N	Kennesaw St.	64	61	319	H	FIU	68	57			
				285	H	North Florida	76	60	146	A	South Fla.	39	88			
				220	A	Florida	53	64	271	H	Liberty	81	76			
				239	A	Jacksonville	58	56								

Non-Div I Games: Flagler 74 59 Edward Waters 73 46

Bethune-Cookman

Loss, Non-Conf, S Site, H Home A Away N Neutral

Average RPI	Win: 290	WON-LOST RECORD	WINNING PCT. RANK	LAST 10 GAMES	STRENGTH OF SCHEDULE	OPP. STRENGTH OF SCHEDULE	TEAM RPI	ADJ. RPI	CONF. RPI	ADJ CONF. RPI
Average RPI	Loss: 166									
DIV. I ONLY	4- 10	266	3-7	120	308	244	244	23	23	
DIV. I NON-CONF.	3- 8	267	0- 0	83	291	242	242	23	23	

TOTALS	RPI 1-25	RPI 26-50	W-L RECORDS	RPI 51-100	RPI 101-150	RPI 150+				
4- 10	0- 2	0- 0	OVERALL	0- 1	0- 2	4- 5				
3- 3	0- 0	0- 0	HOME	0- 0	0- 2	3- 1				
1- 7	0- 2	0- 0	AWAY	0- 1	0- 0	1- 4				
0- 0	0- 0	0- 0	NEUTRAL	0- 0	0- 0	0- 0				
3- 8	0- 2	0- 0	NON-CONFERENCE	0- 1	0- 1	3- 4				
3- 2	0- 0	0- 0	HOME	0- 0	0- 1	3- 1				
0- 6	0- 2	0- 0	AWAY	0- 1	0- 0	0- 3				
0- 0	0- 0	0- 0	NEUTRAL	0- 0	0- 0	0- 0				
1- 2	0- 0	0- 0	CONFERENCE	0- 0	0- 1	1- 1				
0- 1	0- 0	0- 0	HOME	0- 0	0- 1	0- 0				
1- 1	0- 0	0- 0	AWAY	0- 0	0- 0	1- 1				
0- 0	0- 0	0- 0	NEUTRAL	0- 0	0- 0	0- 0				

RPI 1-25				RPI 26-50				RPI 51-100				RPI 101+ Team's RPI: 244			
RPI	S	Opponent	Score	RPI	S	Opponent	Score	RPI	S	Opponent	Score	RPI	S	Opponent	Score
1	A	Notre Dame	53 103					60	A	Ohio	49 86	113	H	Lehigh	55 65
13	A	Marquette	40 93									138	H	Stony Brook	56 65
												192	H	Cornell	72 61
												221	A	Dartmouth	39 63
												237	H	Rider	57 62
												245	A	Niagara	72 79
												300	A	Albany (NY)	56 61
												307	A	New Hampshire	71 62
												310	H	Army West Point	60 47
												329	A	Lafayette	50 59
												349	H	Fairleigh Dickinson	73 54

LAST 12 Division I GAMES:															
300	A	Albany (NY)	56 61	138	H	Stony Brook	56 65	307	A	New Hampshire	71 62				
221	A	Dartmouth	39 63	349	H	Fairleigh Dickinson	73 54	310	H	Army West Point	60 47				
13	A	Marquette	40 93					113	H	Lehigh	55 65				
1	A	Notre Dame	53 103	60	A	Ohio	49 86								
237	H	Rider	57 62												
245	A	Niagara	72 79												

Non-Div I Games: Charleston (WV) 69 62 Caldwell 73 54

Binghamton

Average RPI Win:	146	WON-LOST	WINNING	LAST 10	STRENGTH OF	OPP. STRENGTH	TEAM	ADJ.	CONF.	ADJ CONF.
Average RPI Loss:	53	RECORD	PCT. RANK	GAMES	SCHEDULE	OF SCHEDULE	RPI	RPI	RPI	RPI
DIV. I ONLY	9- 2	31	8-2	161	9	40	40	12	12	
DIV. I NON-CONF.	7- 2	59	1- 0	203	7	66	66	11	11	
<hr/>										
TOTALS	RPI 1-25	RPI 26-50	W-L RECORDS	RPI 51-100	RPI 101-150	RPI 150+				
9- 2	0- 1	1- 0	OVERALL	2- 1	1- 0	5- 0				
4- 1	0- 1	1- 0	HOME	0- 0	0- 0	3- 0				
2- 1	0- 0	0- 0	AWAY	1- 1	0- 0	1- 0				
3- 0	0- 0	0- 0	NEUTRAL	1- 0	1- 0	1- 0				
7- 2	0- 1	0- 0	NON-CONFERENCE	2- 1	1- 0	4- 0				
3- 1	0- 1	0- 0	HOME	0- 0	0- 0	3- 0				
1- 1	0- 0	0- 0	AWAY	1- 1	0- 0	0- 0				
3- 0	0- 0	0- 0	NEUTRAL	1- 0	1- 0	1- 0				
2- 0	0- 0	1- 0	CONFERENCE	0- 0	0- 0	1- 0				
1- 0	0- 0	1- 0	HOME	0- 0	0- 0	0- 0				
1- 0	0- 0	0- 0	AWAY	0- 0	0- 0	1- 0				
0- 0	0- 0	0- 0	NEUTRAL	0- 0	0- 0	0- 0				

RPI 1-25				RPI 26-50				Team's RPI: 40				RPI 51-100				RPI 101+			
RPI	S	Opponent	Score	RPI	S	Opponent	Score	RPI	S	Opponent	Score	RPI	S	Opponent	Score	RPI	S	Opponent	Score
6	H	Louisville	55 74	38	H	Wyoming	72 64	72	N	UNI	61 60	105	N	Idaho	91 85				
								98	A	Washington	73 69	159	H	CSUN	74 63				
								99	A	Washington St.	71 95	195	H	Eastern Wash.	67 55				
												205	A	San Diego St.	69 66				
												219	N	Saint Francis (PA)	78 64				
												224	H	Southern Utah	88 53				
LAST 12 Division I GAMES:																			
				38	H	Wyoming	72 64					98	A	Washington	73 69				
				224	H	Southern Utah	88 53					205	A	San Diego St.	69 66				
				219	N	Saint Francis (PA)	78 64					105	N	Idaho	91 85				
				195	H	Eastern Wash.	67 55					6	H	Louisville	55 74				
				99	A	Washington St.	71 95					159	H	CSUN	74 63				
				72	N	UNI	61 60												

Non-Div I Games: Southern Ore. 91 46 Northwest Chrst. 93 26

Boise St.

Average RPI Win:	222	WON-LOST	WINNING	LAST 10	STRENGTH OF	OPP. STRENGTH	TEAM	ADJ.	CONF.	ADJ CONF.
Average RPI Loss:	58	RECORD	PCT. RANK	GAMES	SCHEDULE	OF SCHEDULE	RPI	RPI	RPI	RPI
DIV. I ONLY	12- 4	52	6-4	94	222	88	88	1	1	
DIV. I NON-CONF.	11- 2	33	1- 0	177	292	90	90	1	1	

TOTALS	RPI 1-25	RPI 26-50	W-L RECORDS	RPI 51-100	RPI 101-150	RPI 150+				
12- 4	0- 1	0- 1	OVERALL	0- 1	3- 1	9- 0				
7- 4	0- 1	0- 1	HOME	0- 1	1- 1	6- 0				
3- 0	0- 0	0- 0	AWAY	0- 0	2- 0	1- 0				
2- 0	0- 0	0- 0	NEUTRAL	0- 0	0- 0	2- 0				
11- 2	0- 0	0- 0	NON-CONFERENCE	0- 1	2- 1	9- 0				
7- 2	0- 0	0- 0	HOME	0- 1	1- 1	6- 0				
2- 0	0- 0	0- 0	AWAY	0- 0	1- 0	1- 0				
2- 0	0- 0	0- 0	NEUTRAL	0- 0	0- 0	2- 0				
1- 2	0- 1	0- 1	CONFERENCE	0- 0	1- 0	0- 0				
0- 2	0- 1	0- 1	HOME	0- 0	0- 0	0- 0				
1- 0	0- 0	0- 0	AWAY	0- 0	1- 0	0- 0				
0- 0	0- 0	0- 0	NEUTRAL	0- 0	0- 0	0- 0				

RPI	S	Opponent	Score	RPI	S	Opponent	Score	RPI	S	Opponent	Score	Team's RPI: 88	RPI	S	Opponent	Score
9	H	NC State	69 85	39	H	Georgi a Tech	76 81	75	H	Minnesota	69 77		106	A	Wake Forest	65 64
													107	H	Provi dence	57 61
													111	A	Houston	64 57
													145	H	Boston U.	78 51
													181	A	Rhode Isl and	88 64
													221	H	Dartmouth	99 68
													231	H	Holy Cross	89 63
													237	N	Ri der	112 61
													249	H	Campbel l	76 56
													259	H	Col umbi a	74 60
													302	H	Bryant	83 46
													305	H	Saint Peter's	89 57
													313	N	Loyol a Maryl and	73 47
LAST 12 Division I GAMES:																
39	H	Georgi a Tech	76 81	237	N	Ri der	112 61									
221	H	Dartmouth	99 68	106	A	Wake Forest	65 64									
249	H	Campbel l	76 56	9	H	NC State	69 85									
145	H	Boston U.	78 51	259	H	Col umbi a	74 60									
75	H	Minnesota	69 77	107	H	Provi dence	57 61									
302	H	Bryant	83 46	313	N	Loyol a Maryl and	73 47									

Non-Div I Games:

Boston College

Average RPI Win:	248	WON-LOST	WINNING	LAST 10	STRENGTH OF	OPP. STRENGTH	TEAM	ADJ.	CONF.	ADJ CONF.
Average RPI Loss:	117	RECORD	PCT. RANK	GAMES	SCHEDULE	OF SCHEDULE	RPI	RPI	RPI	RPI
DIV. I ONLY	7- 6	144	6-4	183	221	145	145	22	22	
DIV. I NON-CONF.	4- 6	212	0- 0	150	198	202	202	24	24	

TOTALS	RPI 1-25	RPI 26-50	W-L RECORDS	RPI 51-100	RPI 101-150	RPI 150+				
7- 6	0- 0	0- 1	OVERALL	1- 2	0- 1	6- 2				
5- 0	0- 0	0- 0	HOME	0- 0	0- 0	5- 0				
2- 6	0- 0	0- 1	AWAY	1- 2	0- 1	1- 2				
0- 0	0- 0	0- 0	NEUTRAL	0- 0	0- 0	0- 0				
4- 6	0- 0	0- 1	NON-CONFERENCE	0- 2	0- 1	4- 2				
4- 0	0- 0	0- 0	HOME	0- 0	0- 0	4- 0				
0- 6	0- 0	0- 1	AWAY	0- 2	0- 1	0- 2				
0- 0	0- 0	0- 0	NEUTRAL	0- 0	0- 0	0- 0				
3- 0	0- 0	0- 0	CONFERENCE	1- 0	0- 0	2- 0				
1- 0	0- 0	0- 0	HOME	0- 0	0- 0	1- 0				
2- 0	0- 0	0- 0	AWAY	1- 0	0- 0	1- 0				
0- 0	0- 0	0- 0	NEUTRAL	0- 0	0- 0	0- 0				

RPI	S	Opponent	Score	RPI	S	Opponent	Score	RPI	S	Opponent	Score	RPI	S	Opponent	Score	Team's RPI: 145
27	A	Northeastern	51	81	64	A	Harvard	47	67	116	A	Marist	57	68		
					65	A	Bucknell	70	62	187	A	Massachusetts	55	66		
					88	A	Boston College	51	78	200	H	Delaware	72	61		
										221	A	Dartmouth	44	64		
										242	H	Brown	72	51		
										302	H	Bryant	67	65		
										307	H	New Hampshire	60	39		
										310	H	Army West Point	63	51		
										313	A	Loyola Maryland	64	62		
LAST 12 Division I GAMES:																
64	A	Harvard	47	67	313	A	Loyola Maryland	64	62							
88	A	Boston College	51	78	65	A	Bucknell	70	62							
187	A	Massachusetts	55	66	310	H	Army West Point	63	51							
221	A	Dartmouth	44	64	302	H	Bryant	67	65							
200	H	Delaware	72	61	116	A	Marist	57	68							
307	H	New Hampshire	60	39	242	H	Brown	72	51							

Non-Div I Games:

Boston U.

Average RPI Win:	290	WON-LOST	WINNING	LAST 10	STRENGTH OF	OPP. STRENGTH	TEAM	ADJ.	CONF.	ADJ CONF.
Average RPI Loss:	177	RECORD	PCT. RANK	GAMES	SCHEDULE	OF SCHEDULE	RPI	RPI	RPI	RPI
DIV. I ONLY	6- 6	167	5-5	259	321	208	208	8	8	
DIV. I NON-CONF.	6- 4	125	0- 0	245	309	173	173	8	8	

TOTALS	RPI 1-25	RPI 26-50	W-L RECORDS	RPI 51-100	RPI 101-150	RPI 150+				
6- 6	0- 1	0- 0	OVERALL	0- 0	0- 0	6- 5				
4- 1	0- 0	0- 0	HOME	0- 0	0- 0	4- 1				
2- 4	0- 1	0- 0	AWAY	0- 0	0- 0	2- 3				
0- 1	0- 0	0- 0	NEUTRAL	0- 0	0- 0	0- 1				
6- 4	0- 1	0- 0	NON-CONFERENCE	0- 0	0- 0	6- 3				
4- 0	0- 0	0- 0	HOME	0- 0	0- 0	4- 0				
2- 3	0- 1	0- 0	AWAY	0- 0	0- 0	2- 2				
0- 1	0- 0	0- 0	NEUTRAL	0- 0	0- 0	0- 1				
0- 2	0- 0	0- 0	CONFERENCE	0- 0	0- 0	0- 2				
0- 1	0- 0	0- 0	HOME	0- 0	0- 0	0- 1				
0- 1	0- 0	0- 0	AWAY	0- 0	0- 0	0- 1				
0- 0	0- 0	0- 0	NEUTRAL	0- 0	0- 0	0- 0				

RPI 1-25				RPI 26-50				RPI 51-100				RPI 101+ Team's RPI : 208			
RPI	S	Opponent	Score	RPI	S	Opponent	Score	RPI	S	Opponent	Score	RPI	S	Opponent	Score
25	A	Michigan St.	69 99									160	A	Xavier	49 65
												183	N	Mercer	63 76
												194	A	Ball St.	70 77
												204	A	Coastal Caro.	80 81
												233	H	Loyol a Chi cago	88 74
												252	H	Marshall	99 76
												293	H	Western Mi ch.	82 84
												298	H	Robert Morris	61 60
												309	A	Valparai so	79 72
												315	A	Canisi us	74 53
												334	H	Detroit Mercy	79 73
LAST 12 Division I GAMES:															
334	H	Detroit Mercy	79 73	194	A	Ball St.	70 77								
315	A	Canisi us	74 53	293	H	Western Mi ch.	82 84								
160	A	Xavier	49 65	309	A	Valparai so	79 72								
183	N	Mercer	63 76	298	H	Robert Morris	61 60								
204	A	Coastal Caro.	80 81	252	H	Marshall	99 76								
233	H	Loyol a Chi cago	88 74	25	A	Michigan St.	69 99								

Non-Div I Games: Davis & Elkins 63 28

Bowling Green

Average RPI	Win: 265	WON-LOST RECORD	WINNING PCT. RANK	LAST 10 GAMES	STRENGTH OF SCHEDULE	OPP. STRENGTH OF SCHEDULE	TEAM RPI	ADJ. RPI	CONF. RPI	ADJ CONF. RPI
Average RPI	Loss: 48									
DIV. I ONLY	10- 3	49	7-3	340	92	186	186	13	13	
DIV. I NON-CONF.	9- 1	31	1- 0	344	102	129	129	13	13	
<hr/>										
TOTALS	RPI 1-25	RPI 26-50	W-L RECORDS	RPI 51-100	RPI 101-150	RPI 150+				
10- 3	0- 1	0- 0	OVERALL	0- 2	0- 0	10- 0				
5- 2	0- 1	0- 0	HOME	0- 1	0- 0	5- 0				
4- 1	0- 0	0- 0	AWAY	0- 1	0- 0	4- 0				
1- 0	0- 0	0- 0	NEUTRAL	0- 0	0- 0	1- 0				
9- 1	0- 0	0- 0	NON-CONFERENCE	0- 1	0- 0	9- 0				
5- 0	0- 0	0- 0	HOME	0- 0	0- 0	5- 0				
3- 1	0- 0	0- 0	AWAY	0- 1	0- 0	3- 0				
1- 0	0- 0	0- 0	NEUTRAL	0- 0	0- 0	1- 0				
1- 2	0- 1	0- 0	CONFERENCE	0- 1	0- 0	1- 0				
0- 2	0- 1	0- 0	HOME	0- 1	0- 0	0- 0				
1- 0	0- 0	0- 0	AWAY	0- 0	0- 0	1- 0				
0- 0	0- 0	0- 0	NEUTRAL	0- 0	0- 0	0- 0				

RPI 1-25				RPI 26-50				RPI 51-100				RPI 101+ Team's RPI: 186			
RPI	S	Opponent	Score	RPI	S	Opponent	Score	RPI	S	Opponent	Score	RPI	S	Opponent	Score
12	H	Drake	63 92					59	A	Purdue	61 74	199	H	Southeast Mo. St.	85 79
								72	H	UNI	78 81	200	N	Delaware	59 47
												216	H	Eastern Ill.	67 64
												248	H	Western Ill.	82 68
												251	A	Cleveland St.	67 65
												278	H	Oakland	73 64
												279	A	Fla. Atlantic	80 59
												297	A	Omaha	80 60
												339	H	Chicago St.	89 59
												343	A	Evansville	75 68
<hr/>															
LAST 12 Division I GAMES:															
12	H	Drake	63 92	279	A	Fla. Atlantic	80 59								
339	H	Chicago St.	89 59	343	A	Evansville	75 68								
59	A	Purdue	61 74	72	H	UNI	78 81								
251	A	Cleveland St.	67 65	278	H	Oakland	73 64								
297	A	Omaha	80 60	216	H	Eastern Ill.	67 64								
248	H	Western Ill.	82 68	200	N	Delaware	59 47								

Non-Div I Games: Rockhurst 83 40

Bradley

Average RPI Win:	289	WON-LOST	WINNING	LAST 10	STRENGTH OF	OPP. STRENGTH	TEAM	ADJ.	CONF.	ADJ CONF.
Average RPI Loss:	134	RECORD	PCT. RANK	GAMES	SCHEDULE	OF SCHEDULE	RPI	RPI	RPI	RPI
DIV. I ONLY	6- 8	207	4-6	292	206	242	242	10	10	
DIV. I NON-CONF.	6- 8	199	0- 1	285	204	250	250	12	12	
<hr/>										
TOTALS	RPI 1-25	RPI 26-50	W-L RECORDS	RPI 51-100	RPI 101-150	RPI 150+				
6- 8	0- 1	0- 0	OVERALL	0- 3	0- 1	6- 3				
3- 2	0- 0	0- 0	HOME	0- 1	0- 0	3- 1				
2- 6	0- 1	0- 0	AWAY	0- 2	0- 1	2- 2				
1- 0	0- 0	0- 0	NEUTRAL	0- 0	0- 0	1- 0				
6- 8	0- 1	0- 0	NON-CONFERENCE	0- 3	0- 1	6- 3				
3- 2	0- 0	0- 0	HOME	0- 1	0- 0	3- 1				
2- 6	0- 1	0- 0	AWAY	0- 2	0- 1	2- 2				
1- 0	0- 0	0- 0	NEUTRAL	0- 0	0- 0	1- 0				
0- 0	0- 0	0- 0	CONFERENCE	0- 0	0- 0	0- 0				
0- 0	0- 0	0- 0	HOME	0- 0	0- 0	0- 0				
0- 0	0- 0	0- 0	AWAY	0- 0	0- 0	0- 0				
0- 0	0- 0	0- 0	NEUTRAL	0- 0	0- 0	0- 0				

Brown

Brown

RPI 1-25				RPI 26-50				RPI 51-100				RPI 101+				Team's RPI: 242
RPI	S	Opponent	Score	RPI	S	Opponent	Score	RPI	S	Opponent	Score	RPI	S	Opponent	Score	
19	A	Rutgers	52 73					65	H	Bucknell	78 91	145	A	Boston U.	51 72	
								82	A	Maine	96 102	181	A	Rhode Island	67 72	
								90	A	Northern Ill.	102 109	187	H	Massachusetts	61 90	
												231	A	Holy Cross	89 85	
												274	H	Central Conn. St.	68 63	
												279	H	Fairfield	68 49	
												302	A	Bryant	57 75	
												302	N	Bryant	84 68	
												307	H	New Hampshire	76 70	
												339	A	Chicago St.	90 65	
<hr/>																
LAST 12 Division I GAMES:																
339	A	Chicago St.	90 65	181	A	Rhode Island	67 72									
82	A	Maine	96 102	19	A	Rutgers	52 73									
302	N	Bryant	84 68	90	A	Northern Ill.	102 109									
65	H	Bucknell	78 91	231	A	Holy Cross	89 85									
187	H	Massachusetts	61 90	307	H	New Hampshire	76 70									
279	H	Fairfield	68 49	145	A	Boston U.	51 72									

Non-Div I Games: Johnson & Wales (RI) 78 46 Adelphi 75 62

Brown

Loss,
Non-Conf, S Site, H Home
A Away
N Neutral

Average RPI	Win:	296	WON-LOST	WINNING	LAST 10	STRENGTH OF	OPP. STRENGTH	TEAM	ADJ.	CONF.	ADJ CONF.
Average RPI	Loss:	172	RECORD	PCT. RANK	GAMES	SCHEDULE	OF SCHEDULE	RPI	RPI	RPI	RPI
DIV. I ONLY		3- 10		292	1-9	233	304	302	302	31	31
DIV. I NON-CONF.		2- 9		297	0- 1	169	250	284	284	31	31

TOTALS	RPI 1-25		RPI 26-50		W-L RECORDS	RPI 51-100		RPI 101-150		RPI 150+	
3- 10	0- 0		0- 0		OVERALL	0- 3		0- 2		3- 5	
2- 3	0- 0		0- 0		HOME	0- 1		0- 0		2- 2	
1- 5	0- 0		0- 0		AWAY	0- 2		0- 1		1- 2	
0- 2	0- 0		0- 0		NEUTRAL	0- 0		0- 1		0- 1	
2- 9	0- 0		0- 0		NON-CONFERENCE	0- 3		0- 2		2- 4	
1- 2	0- 0		0- 0		HOME	0- 1		0- 0		1- 1	
1- 5	0- 0		0- 0		AWAY	0- 2		0- 1		1- 2	
0- 2	0- 0		0- 0		NEUTRAL	0- 0		0- 1		0- 1	
1- 1	0- 0		0- 0		CONFERENCE	0- 0		0- 0		1- 1	
1- 1	0- 0		0- 0		HOME	0- 0		0- 0		1- 1	
0- 0	0- 0		0- 0		AWAY	0- 0		0- 0		0- 0	
0- 0	0- 0		0- 0		NEUTRAL	0- 0		0- 0		0- 0	

RPI 1-25				RPI 26-50				RPI 51-100				RPI 101+ Team's RPI : 302			
RPI	S	Opponent	Score	RPI	S	Opponent	Score	RPI	S	Opponent	Score	RPI	S	Opponent	Score
								82	H	Maine	57 74	107	N	Provi dence	64 72
								88	A	Boston Col lege	46 83	145	A	Boston U.	65 67
								93	A	Hartford	57 67	151	A	West Vi rgi ni a	48 94
												231	H	Hol y Cross	62 81
												242	H	Brown	75 57
												242	N	Brown	68 84
												273	H	St. Franci s Brookl yn	55 60
												296	A	UMass Lowel l	58 57
												307	A	New Hampshi re	74 79
												350	H	LIU Brookl yn	69 62

LAST 12 Di vi si on I GAMES:															
231	H	Hol y Cross	62 81	107	N	Provi dence	64 72								
93	A	Hartford	57 67	273	H	St. Franci s Brookl yn	55 60								
88	A	Boston Col lege	46 83	350	H	LIU Brookl yn	69 62								
242	N	Brown	68 84	151	A	West Vi rgi ni a	48 94								
307	A	New Hampshi re	74 79	82	H	Maine	57 74								
145	A	Boston U.	65 67	242	H	Brown	75 57								

Non-Div I Games:

Bryant

Average RPI Win:	214	WON-LOST	WINNING	LAST 10	STRENGTH OF	OPP. STRENGTH	TEAM	ADJ.	CONF.	ADJ CONF.
Average RPI Loss:	79	RECORD	PCT. RANK	GAMES	SCHEDULE	OF SCHEDULE	RPI	RPI	RPI	RPI
DIV. I ONLY	11- 4	60	8-2	149	125	65	65	22	22	
DIV. I NON-CONF.	9- 3	62	0- 0	127	91	40	40	24	24	

TOTALS	RPI 1-25	RPI 26-50	W-L RECORDS	RPI 51-100	RPI 101-150	RPI 150+				
11- 4	0- 2	0- 0	OVERALL	1- 0	2- 1	8- 1				
5- 1	0- 0	0- 0	HOME	1- 0	2- 1	2- 0				
4- 3	0- 2	0- 0	AWAY	0- 0	0- 0	4- 1				
2- 0	0- 0	0- 0	NEUTRAL	0- 0	0- 0	2- 0				
9- 3	0- 2	0- 0	NON-CONFERENCE	1- 0	1- 0	7- 1				
4- 0	0- 0	0- 0	HOME	1- 0	1- 0	2- 0				
3- 3	0- 2	0- 0	AWAY	0- 0	0- 0	3- 1				
2- 0	0- 0	0- 0	NEUTRAL	0- 0	0- 0	2- 0				
2- 1	0- 0	0- 0	CONFERENCE	0- 0	1- 1	1- 0				
1- 1	0- 0	0- 0	HOME	0- 0	1- 1	0- 0				
1- 0	0- 0	0- 0	AWAY	0- 0	0- 0	1- 0				
0- 0	0- 0	0- 0	NEUTRAL	0- 0	0- 0	0- 0				

RPI 1-25				RPI 26-50				RPI 51-100				RPI 101+			
RPI	S	Opponent	Score	RPI	S	Opponent	Score	RPI	S	Opponent	Score	RPI	S	Opponent	Score
3	A	Iowa St.	61 86					66	H	Quinnipiac	75 58	126	H	Youngstown St.	73 68
4	A	Syracuse	56 70									145	H	Boston U.	62 70
												149	H	American	71 56
												164	A	Drexel	42 64
												187	N	Massachusetts	77 58
												201	A	St. Bonaventure	77 46
												237	H	Rider	80 59
												242	A	Brown	91 78
												250	A	Monmouth	70 32
												279	N	Fairfield	77 54
												303	H	Iona	81 43
												310	A	Army West Point	66 52
LAST 12 Division I GAMES:															
3	A	Iowa St.	61 86	310	A	Army West Point	66 52	145	H	Boston U.	62 70				
126	H	Youngstown St.	73 68	149	H	American	71 56	279	N	Fairfield	77 54				
237	H	Rider	80 59	187	N	Massachusetts	77 58	4	A	Syracuse	56 70				
303	H	Iona	81 43												
201	A	St. Bonaventure	77 46												
242	A	Brown	91 78												

Non-Div I Games:

Bucknell

Average RPI Win:	201	WON-LOST	WINNING	LAST 10	STRENGTH OF	OPP. STRENGTH	TEAM	ADJ.	CONF.	ADJ CONF.
Average RPI Loss:	36	RECORD	PCT. RANK	GAMES	SCHEDULE	OF SCHEDULE	RPI	RPI	RPI	RPI
DIV. I ONLY	9- 4	77	7-3	85	94	51	51	8	8	
DIV. I NON-CONF.	8- 3	72	0- 0	125	54	49	49	8	8	

TOTALS	RPI 1-25	RPI 26-50	W-L RECORDS	RPI 51-100	RPI 101-150	RPI 150+				
9- 4	0- 2	1- 0	OVERALL	1- 2	0- 0	7- 0				
2- 2	0- 1	0- 0	HOME	0- 1	0- 0	2- 0				
5- 2	0- 1	0- 0	AWAY	0- 1	0- 0	5- 0				
2- 0	0- 0	1- 0	NEUTRAL	1- 0	0- 0	0- 0				
8- 3	0- 2	1- 0	NON-CONFERENCE	1- 1	0- 0	6- 0				
2- 1	0- 1	0- 0	HOME	0- 0	0- 0	2- 0				
4- 2	0- 1	0- 0	AWAY	0- 1	0- 0	4- 0				
2- 0	0- 0	1- 0	NEUTRAL	1- 0	0- 0	0- 0				
1- 1	0- 0	0- 0	CONFERENCE	0- 1	0- 0	1- 0				
0- 1	0- 0	0- 0	HOME	0- 1	0- 0	0- 0				
1- 0	0- 0	0- 0	AWAY	0- 0	0- 0	1- 0				
0- 0	0- 0	0- 0	NEUTRAL	0- 0	0- 0	0- 0				

RPI 1-25				RPI 26-50				RPI 51-100 Team's RPI: 51				RPI 101+			
RPI	S	Opponent	Score	RPI	S	Opponent	Score	RPI	S	Opponent	Score	RPI	S	Opponent	Score
2	H	Stanford	55 62	30	N	South Dakota St.	61 55	60	H	Ohio	71 74	201	H	St. Bonaventure	90 43
5	A	Oregon	82 102					78	A	Dayton	59 72	203	A	UMES	69 63
								95	N	Georgetown	73 64	221	A	Dartmouth	75 69
												222	A	Eastern Mi ch.	91 84
												245	H	Niagara	88 61
												274	A	Central Conn. St.	82 69
												315	A	Canisius	84 66

LAST 12 Division I GAMES:															
2	H	Stanford	55 62	222	A	Eastern Mi ch.	91 84	60	H	Ohio	71 74	201	H	St. Bonaventure	90 43
221	A	Dartmouth	75 69	60	H	Ohio	71 74	201	H	St. Bonaventure	90 43	95	N	Georgetown	73 64
78	A	Dayton	59 72	201	H	St. Bonaventure	90 43	5	A	Oregon	82 102	245	H	Niagara	88 61
315	A	Canisius	84 66	95	N	Georgetown	73 64								
274	A	Central Conn. St.	82 69	5	A	Oregon	82 102								
30	N	South Dakota St.	61 55	245	H	Niagara	88 61								

Non-Div I Games:

Buffalo

Butler

Butler				Through Games Of Jan. 11, 2019							
Average RPI	Win:	168	WON-LOST	WINNING	LAST 10	STRENGTH OF	OPP. STRENGTH	TEAM	ADJ.	CONF.	ADJ CONF.
Average RPI	Loss:	16	RECORD	PCT. RANK	GAMES	SCHEDULE	OF SCHEDULE	RPI	RPI	RPI	RPI
DIV. I ONLY			15- 1	2	9-1	108	103	18	18	5	5
DIV. I NON-CONF.			10- 1	19	0- 0	175	163	37	37	5	5

TOTALS		RPI 1-25	RPI 26-50		W-L RECORDS		RPI 51-100	RPI 101-150		RPI 150+	
15- 1	0- 1	1- 0		OVERALL		3- 0	2- 0		9- 0		
9- 0	0- 0	0- 0		HOME		2- 0	1- 0		6- 0		
4- 1	0- 1	1- 0		AWAY		1- 0	0- 0		2- 0		
2- 0	0- 0	0- 0		NEUTRAL		0- 0	1- 0		1- 0		
10- 1	0- 1	0- 0		NON-CONFERENCE		0- 0	2- 0		8- 0		
7- 0	0- 0	0- 0		HOME		0- 0	1- 0		6- 0		
1- 1	0- 1	0- 0		AWAY		0- 0	0- 0		1- 0		
2- 0	0- 0	0- 0		NEUTRAL		0- 0	1- 0		1- 0		
5- 0	0- 0	1- 0		CONFERENCE		3- 0	0- 0		1- 0		
2- 0	0- 0	0- 0		HOME		2- 0	0- 0		0- 0		
3- 0	0- 0	1- 0		AWAY		1- 0	0- 0		1- 0		
0- 0	0- 0	0- 0		NEUTRAL		0- 0	0- 0		0- 0		

RPI 1-25 Team's RPI: 18				RPI 26-50				RPI 51-100				RPI 101+			
RPI	S	Opponent	Score	RPI	S	Opponent	Score	RPI	S	Opponent	Score	RPI	S	Opponent	Score
16	A	Indiana	46 66	43	A	Villanova	63 55	85	H	St. John's (NY)	66 45	123	H	Indiana St.	72 49
								95	A	Georgetown	59 50	132	N	Ohio St.	66 53
								97	H	Seton Hall	62 59	160	A	Xavier	63 41
												163	A	Akron	63 47
												184	H	Illinois St.	58 56
												194	H	Ball St.	64 47
												216	H	Eastern Ill.	72 37
												222	N	Eastern Mich.	73 63
												248	H	Western Ill.	92 51
												267	H	Murray St.	86 65
												296	H	UMass Lowell	89 36

LAST 12 Division I GAMES:															
95	A	Georgetown	59 50	160	A	Xavier	63 41	85	H	St. John's (NY)	66 45	123	H	Indiana St.	72 49
43	A	Villanova	63 55	97	H	Seton Hall	62 59	95	A	Georgetown	59 50	132	N	Ohio St.	66 53
222	N	Eastern Mich.	73 63	16	A	Indiana	46 66	97	H	Seton Hall	62 59	160	A	Xavier	63 41
132	N	Ohio St.	66 53	123	H	Indiana St.	72 49	16	A	Indiana	46 66	163	A	Akron	63 47
123	H	Indiana St.	72 49	194	H	Ball St.	64 47	123	H	Indiana St.	72 49	184	H	Illinois St.	58 56
163	A	Akron	63 47	184	H	Illinois St.	58 56	194	H	Ball St.	64 47	194	H	Ball St.	64 47

Non-Div I Games:

Butler

Butler

Average RPI Win:	243	WON-LOST	WINNING	LAST 10	STRENGTH OF	OPP. STRENGTH	TEAM	ADJ.	CONF.	ADJ CONF.
Average RPI Loss:	218	RECORD	PCT. RANK	GAMES	SCHEDULE	OF SCHEDULE	RPI	RPI	RPI	RPI

DIV. I ONLY	4- 10	266	2-8	300	309	283	283	30	30
DIV. I NON-CONF.	2- 9	297	0- 0	239	312	300	300	30	30

TOTALS	RPI 1-25	RPI 26-50	W-L RECORDS	RPI 51-100	RPI 101-150	RPI 150+			
4- 10	0- 0	0- 1	OVERALL	1- 0	0- 1	3- 8			
2- 1	0- 0	0- 0	HOME	1- 0	0- 0	1- 1			
2- 9	0- 0	0- 1	AWAY	0- 0	0- 1	2- 7			
0- 0	0- 0	0- 0	NEUTRAL	0- 0	0- 0	0- 0			
2- 9	0- 0	0- 1	NON-CONFERENCE	1- 0	0- 1	1- 7			
1- 1	0- 0	0- 0	HOME	1- 0	0- 0	0- 1			
1- 8	0- 0	0- 1	AWAY	0- 0	0- 1	1- 6			
0- 0	0- 0	0- 0	NEUTRAL	0- 0	0- 0	0- 0			
2- 1	0- 0	0- 0	CONFERENCE	0- 0	0- 0	2- 1			
1- 0	0- 0	0- 0	HOME	0- 0	0- 0	1- 0			
1- 1	0- 0	0- 0	AWAY	0- 0	0- 0	1- 1			
0- 0	0- 0	0- 0	NEUTRAL	0- 0	0- 0	0- 0			

RPI	S	Opponent	Score	RPI	S	Opponent	Score	RPI	S	Opponent	Score	RPI	S	Opponent	Score	Team's RPI: 283
46	A	Oregon St.	52 92	81	H	Wright St.	76 74	141	A	UC Irvine	78 85	172	A	North Texas	59 71	
								211	H	UC Riverside	67 79	215	A	Cal St. Fullerton	56 64	
								236	A	SMU	43 49	265	A	Utah Valley	70 78	
								266	H	UTRGV	68 63	277	A	UTEP	47 53	
								294	A	UC Santa Barbara	56 48	297	A	Omaha	46 53	
								316	A	San Jose St.	72 82	331	A	Seattle U	70 60	

LAST 12 Division I GAMES:																
211	H	UC Riverside	67 79	266	H	UTRGV	68 63	265	A	Utah Valley	70 78	331	A	Seattle U	70 60	
46	A	Oregon St.	52 92	265	A	Utah Valley	70 78	141	A	UC Irvine	78 85	316	A	San Jose St.	72 82	
172	A	North Texas	59 71	331	A	Seattle U	70 60	277	A	UTEP	47 53					
236	A	SMU	43 49													
297	A	Omaha	46 53													
215	A	Cal St. Fullerton	56 64													

Non-Div I Games: Whittier 74 46 Westcliff 91 37

Average RPI Win:	239	WON-LOST	WINNING	LAST 10	STRENGTH OF	OPP. STRENGTH	TEAM	ADJ.	CONF.	ADJ CONF.
Average RPI Loss:	51	RECORD	PCT. RANK	GAMES	SCHEDULE	OF SCHEDULE	RPI	RPI	RPI	RPI
DIV. I ONLY	7- 8	183	5-5	151	37	159	159	20	20	
DIV. I NON-CONF.	6- 8	199	0- 1	124	22	150	150	21	21	

TOTALS	RPI 1-25	RPI 26-50	W-L RECORDS	RPI 51-100	RPI 101-150	RPI 150+				
7- 8	0- 3	0- 1	OVERALL	1- 3	0- 1	6- 0				
5- 2	0- 0	0- 0	HOME	1- 2	0- 0	4- 0				
2- 6	0- 3	0- 1	AWAY	0- 1	0- 1	2- 0				
0- 0	0- 0	0- 0	NEUTRAL	0- 0	0- 0	0- 0				
6- 8	0- 3	0- 1	NON-CONFERENCE	1- 3	0- 1	5- 0				
4- 2	0- 0	0- 0	HOME	1- 2	0- 0	3- 0				
2- 6	0- 3	0- 1	AWAY	0- 1	0- 1	2- 0				
0- 0	0- 0	0- 0	NEUTRAL	0- 0	0- 0	0- 0				
1- 0	0- 0	0- 0	CONFERENCE	0- 0	0- 0	1- 0				
1- 0	0- 0	0- 0	HOME	0- 0	0- 0	1- 0				
0- 0	0- 0	0- 0	AWAY	0- 0	0- 0	0- 0				
0- 0	0- 0	0- 0	NEUTRAL	0- 0	0- 0	0- 0				

RPI	S	Opponent	Score	RPI	S	Opponent	Score	RPI	S	Opponent	Score	RPI	S	Opponent	Score	Team's RPI: 159
2	A	Stanford	43 69	40	A	Boise St.	63 74	57	A	Southern Cal i forn i a	42 58	105	A	Idaho	73 88	
12	A	Drake	63 73					64	H	Harvard	55 75	175	A	Santa Clara	53 38	
24	A	Cal i forn i a	42 67					99	H	Washington St.	65 52	205	H	San Diego St.	77 74	
								100	H	Loyola Marymount	53 72	287	H	Cal i forn i a Bapt i st	73 67	
												294	H	UC Santa Barbara	73 65	
												297	A	Omaha	64 52	
												316	H	San Jose St.	76 40	
LAST 12 Division I GAMES:																
316	H	San Jose St.	76 40	64	H	Harvard	55 75	294	H	UC Santa Barbara	73 65					
57	A	Southern Cal i forn i a	42 58	2	A	Stanford	43 69									
205	H	San Diego St.	77 74	287	H	Cal i forn i a Bapt i st	73 67									
100	H	Loyola Marymount	53 72	99	H	Washington St.	65 52									
24	A	Cal i forn i a	42 67	12	A	Drake	63 73									
175	A	Santa Clara	53 38													

Non-Div I Games:

CSUN

Average RPI Win:

263

Average RPI Loss:

129

WON-LOST
RECORDWINNING
PCT. RANKLAST 10
GAMESSTRENGTH OF
SCHEDULEOPP. STRENGTH
OF SCHEDULETEAM
RPIADJ.
RPICONF.
RPIADJ CONF.
RPIDIV. I ONLY
DIV. I NON-CONF.2- 9
2- 8310
2932-8
0- 0210
262123
79288
299288
29920
2120
21

TOTALS

RPI 1-25

RPI 26-50

W-L RECORDS

RPI 51-100

RPI 101-150

RPI 150+

2- 9
1- 4
1- 4
0- 10- 0
0- 0
0- 0
0- 00- 3
0- 1
0- 2
0- 0OVERALL
HOME
AWAY
NEUTRAL0- 0
0- 0
0- 0
0- 00- 3
0- 2
0- 1
0- 02- 3
1- 1
1- 1
0- 12- 8
1- 3
1- 4
0- 10- 0
0- 0
0- 0
0- 00- 3
0- 1
0- 2
0- 0NON-CONFERENCE
HOME
AWAY
NEUTRAL0- 0
0- 0
0- 0
0- 00- 2
0- 1
0- 1
0- 02- 3
1- 1
1- 1
0- 10- 1
0- 1
0- 0
0- 00- 0
0- 0
0- 0
0- 00- 0
0- 0
0- 0
0- 0CONFERENCE
HOME
AWAY
NEUTRAL0- 0
0- 0
0- 0
0- 00- 1
0- 1
0- 0
0- 00- 0
0- 0
0- 0
0- 0

RPI 1-25

RPI 26-50

RPI 51-100

RPI 101+

Team's RPI: 288

RPI S Opponent Score

RPI S Opponent Score

31	A	UCLA	35	81
41	H	Saint Mary's (CA)	51	69
46	A	Oregon St.	54	79

RPI S Opponent Score

RPI S Opponent Score

109	A	Fresno St.	58	76
141	H	UC Irvine	59	75
143	H	Illinois	51	74
170	H	Pepperdine	63	70
195	H	Eastern Wash.	59	55
240	N	San Francisco	62	65
243	A	Sacramento St.	85	88
331	A	Seattle U	60	50

LAST 12 Division I GAMES:

41	H	Saint Mary's (CA)	51	69	141	H	UC Irvine	59	75
195	H	Eastern Wash.	59	55	31	A	UCLA	35	81
170	H	Pepperdine	63	70	331	A	Seattle U	60	50
143	H	Illinois	51	74	243	A	Sacramento St.	85	88
240	N	San Francisco	62	65	46	A	Oregon St.	54	79
109	A	Fresno St.	58	76					

Cal Poly

Cal Poly

Non-Div I Games:

Academy of Art

87 65

Cal Poly

■ Loss,
 ■ Non-Conf,
 ■ S Site,
 ■ H Home
 ■ A Away
 N Neutral

Average RPI	Win:	279	WON-LOST	WINNING	LAST 10	STRENGTH OF	OPP. STRENGTH	TEAM	ADJ.	CONF.	ADJ CONF.
Average RPI	Loss:	141	RECORD	PCT. RANK	GAMES	SCHEDULE	OF SCHEDULE	RPI	RPI	RPI	RPI
DIV. I ONLY		8- 5		110	7-3	330	213	215	215	20	20
DIV. I NON-CONF.		7- 5		132	0- 0	317	209	230	230	21	21
<hr/>											
TOTALS	RPI 1-25		RPI 26-50		W-L RECORDS	RPI 51-100		RPI 101-150		RPI 150+	
8- 5	0- 0		0- 0		OVERALL	0- 2		0- 0		8- 3	
4- 3	0- 0		0- 0		HOME	0- 1		0- 0		4- 2	
4- 2	0- 0		0- 0		AWAY	0- 1		0- 0		4- 1	
0- 0	0- 0		0- 0		NEUTRAL	0- 0		0- 0		0- 0	
7- 5	0- 0		0- 0		NON-CONFERENCE	0- 2		0- 0		7- 3	
3- 3	0- 0		0- 0		HOME	0- 1		0- 0		3- 2	
4- 2	0- 0		0- 0		AWAY	0- 1		0- 0		4- 1	
0- 0	0- 0		0- 0		NEUTRAL	0- 0		0- 0		0- 0	
1- 0	0- 0		0- 0		CONFERENCE	0- 0		0- 0		1- 0	
1- 0	0- 0		0- 0		HOME	0- 0		0- 0		1- 0	
0- 0	0- 0		0- 0		AWAY	0- 0		0- 0		0- 0	
0- 0	0- 0		0- 0		NEUTRAL	0- 0		0- 0		0- 0	

RPI 1-25				RPI 26-50				RPI 51-100				RPI 101+ Team's RPI: 215					
RPI	S	Opponent	Score	RPI	S	Opponent	Score	RPI	S	Opponent	Score	RPI	S	Opponent	Score		
								68	H	Paci fi c	64	72	158	A	Portl and	74	83
								98	A	Washi ngton	74	83	175	H	Santa Clara	60	64
													205	H	San Diego St.	72	83
													221	H	Dartmouth	67	62
													259	A	Col umbi a	61	58
													265	H	Utah Valley	56	55
													281	H	Hawai i	72	68
													283	H	CSU Bakersfi el d	64	56
													287	A	Cal i forni a Baptist	79	65
													305	A	Saint Peter's	69	45
													331	A	Seattle U	57	54
LAST 12 Division I GAMES:																	
				259	A	Col umbi a	61	58				281	H	Hawai i	72	68	
				283	H	CSU Bakersfi el d	64	56				265	H	Utah Valley	56	55	
				221	H	Dartmouth	67	62				68	H	Paci fi c	64	72	
				158	A	Portl and	74	83				305	A	Saint Peter's	69	45	
				175	H	Santa Clara	60	64				287	A	Cal i forni a Baptist	79	65	
				205	H	San Diego St.	72	83				98	A	Washi ngton	74	83	

Non-Div I Games: Antelope Valley 77 65

Cal St. Fullerton

■ Loss,
 ■ Non-Conf,
 ■ S Site,
 ■ H Home
 ■ A Away
 N Neutral

Average RPI	Win:	115	WON-LOST	WINNING	LAST 10	STRENGTH OF	OPP. STRENGTH	TEAM	ADJ.	CONF.	ADJ CONF.
Average RPI	Loss:	37	RECORD	PCT. RANK	GAMES	SCHEDULE	OF SCHEDULE	RPI	RPI	RPI	RPI
DIV. I ONLY		10- 4		67	6-4	20	30	24	24	2	2
DIV. I NON-CONF.		9- 2		43	0- 0	27	42	16	16	2	2

TOTALS	RPI 1-25		RPI 26-50		W-L RECORDS	RPI 51-100		RPI 101-150		RPI 150+	
10- 4	0- 1		2- 2		OVERALL	4- 1		1- 0		3- 0	
4- 3	0- 1		0- 1		HOME	1- 1		1- 0		2- 0	
4- 1	0- 0		2- 1		AWAY	1- 0		0- 0		1- 0	
2- 0	0- 0		0- 0		NEUTRAL	2- 0		0- 0		0- 0	
9- 2	0- 1		2- 0		NON-CONFERENCE	3- 1		1- 0		3- 0	
3- 2	0- 1		0- 0		HOME	0- 1		1- 0		2- 0	
4- 0	0- 0		2- 0		AWAY	1- 0		0- 0		1- 0	
2- 0	0- 0		0- 0		NEUTRAL	2- 0		0- 0		0- 0	
1- 2	0- 0		0- 2		CONFERENCE	1- 0		0- 0		0- 0	
1- 1	0- 0		0- 1		HOME	1- 0		0- 0		0- 0	
0- 1	0- 0		0- 1		AWAY	0- 0		0- 0		0- 0	
0- 0	0- 0		0- 0		NEUTRAL	0- 0		0- 0		0- 0	

RPI	S	Opponent	Score	RPI	S	Opponent	Score	RPI	S	Opponent	Score	RPI	S	Opponent	Score
7	H	UConn	66 76	31	H	UCLA	79 84	57	H	Southern Cal i forni a	66 59	111	H	Houston	80 79
				32	A	BYU	70 52	64	H	Harvard	79 85	159	H	CSUN	67 42
				41	A	Saint Mary's (CA)	81 78	68	N	Paci fi c	81 69	228	A	San Di ego	70 53
				47	A	Ari zona	55 60	74	N	Tul ane	65 57	294	H	UC Santa Barbara	69 45
								86	A	Penn St.	75 58				
LAST 12 Division I GAMES:															
7	H	UConn	66 76	47	A	Ari zona	55 60	57	H	Southern Cal i forni a	66 59				
294	H	UC Santa Barbara	69 45	31	H	UCLA	79 84	64	H	Harvard	79 85				
41	A	Saint Mary's (CA)	81 78	68	N	Paci fi c	81 69	74	N	Tul ane	65 57				
159	H	CSUN	67 42	32	A	BYU	70 52								
228	A	San Di ego	70 53												
74	N	Tul ane	65 57												

Non-Di v I Games:

Cal i forni a

Average RPI Win:	238	WON-LOST	WINNING	LAST 10	STRENGTH OF	OPP. STRENGTH	TEAM	ADJ.	CONF.	ADJ CONF.
Average RPI Loss:	172	RECORD	PCT. RANK	GAMES	SCHEDULE	OF SCHEDULE	RPI	RPI	RPI	RPI

DIV. I ONLY	3- 9	284	5-5	265	228	287	287	30	30
DIV. I NON-CONF.	3- 6	241	0- 0	258	205	260	260	30	30

TOTALS	RPI 1-25	RPI 26-50	W-L RECORDS	RPI 51-100	RPI 101-150	RPI 150+			
3- 9	0- 0	0- 1	OVERALL	0- 0	0- 1	3- 7			
1- 3	0- 0	0- 0	HOME	0- 0	0- 1	1- 2			
2- 5	0- 0	0- 0	AWAY	0- 0	0- 0	2- 5			
0- 1	0- 0	0- 1	NEUTRAL	0- 0	0- 0	0- 0			
3- 6	0- 0	0- 1	NON-CONFERENCE	0- 0	0- 1	3- 4			
1- 2	0- 0	0- 0	HOME	0- 0	0- 1	1- 1			
2- 3	0- 0	0- 0	AWAY	0- 0	0- 0	2- 3			
0- 1	0- 0	0- 1	NEUTRAL	0- 0	0- 0	0- 0			
0- 3	0- 0	0- 0	CONFERENCE	0- 0	0- 0	0- 3			
0- 1	0- 0	0- 0	HOME	0- 0	0- 0	0- 1			
0- 2	0- 0	0- 0	AWAY	0- 0	0- 0	0- 2			
0- 0	0- 0	0- 0	NEUTRAL	0- 0	0- 0	0- 0			

RPI S Opponent	Score	RPI S Opponent	Score	RPI S Opponent	Score	RPI S Opponent	Score	Team's RPI: 287
32 N BYU	69 76					103 H Idaho St.	57 72	
						159 A CSUN	67 73	
						175 H UMKC	74 78	
						189 A New Mexico St.	69 76	
						205 A San Diego St.	67 83	
						207 A Northern Ariz.	88 91	
						210 A Long Beach St.	85 83	
						211 H UC Riverside	65 57	
						215 H Cal St. Fullerton	65 79	
						266 A UTRGV	56 60	
						294 A UC Santa Barbara	76 64	
LAST 12 Division I GAMES:								
211 H UC Riverside	65 57	175 H UMKC	74 78					
159 A CSUN	67 73	266 A UTRGV	56 60					
32 N BYU	69 76	189 A New Mexico St.	69 76					
205 A San Diego St.	67 83	294 A UC Santa Barbara	76 64					
207 A Northern Ariz.	88 91	210 A Long Beach St.	85 83					
215 H Cal St. Fullerton	65 79	103 H Idaho St.	57 72					

Non-Div I Games: La Sierra 91 44 Notre Dame de Namur 80 47 Fresno Pacific 93 71

Average RPI Win:	321	WON-LOST	WINNING	LAST 10	STRENGTH OF	OPP. STRENGTH	TEAM	ADJ.	CONF.	ADJ CONF.
Average RPI Loss:	146	RECORD	PCT. RANK	GAMES	SCHEDULE	OF SCHEDULE	RPI	RPI	RPI	RPI
DIV. I ONLY	8- 4	86	7-3	342	324	249	249	29	29	
DIV. I NON-CONF.	6- 3	91	1- 0	316	311	211	211	29	29	

TOTALS	RPI 1-25	RPI 26-50	W-L RECORDS	RPI 51-100	RPI 101-150	RPI 150+				
8- 4	0- 0	0- 0	OVERALL	0- 2	0- 0	8- 2				
3- 3	0- 0	0- 0	HOME	0- 1	0- 0	3- 2				
4- 1	0- 0	0- 0	AWAY	0- 1	0- 0	4- 0				
1- 0	0- 0	0- 0	NEUTRAL	0- 0	0- 0	1- 0				
6- 3	0- 0	0- 0	NON-CONFERENCE	0- 2	0- 0	6- 1				
2- 2	0- 0	0- 0	HOME	0- 1	0- 0	2- 1				
3- 1	0- 0	0- 0	AWAY	0- 1	0- 0	3- 0				
1- 0	0- 0	0- 0	NEUTRAL	0- 0	0- 0	1- 0				
2- 1	0- 0	0- 0	CONFERENCE	0- 0	0- 0	2- 1				
1- 1	0- 0	0- 0	HOME	0- 0	0- 0	1- 1				
1- 0	0- 0	0- 0	AWAY	0- 0	0- 0	1- 0				
0- 0	0- 0	0- 0	NEUTRAL	0- 0	0- 0	0- 0				

RPI 1-25				RPI 26-50				RPI 51-100				RPI 101+ Team's RPI: 249			
RPI	S	Opponent	Score	RPI	S	Opponent	Score	RPI	S	Opponent	Score	RPI	S	Opponent	Score
								63	H	Old Domini on	59 83	214	H	Gardner-Webb	38 52
								88	A	Boston Col lege	56 76	218	H	Howard	64 69
												297	N	Omaha	65 52
												301	A	Norfolk St.	57 49
												317	H	Presbyteri an	51 46
												319	A	FIU	59 54
												322	H	UNC Greensboro	53 49
												323	A	Western Caro.	63 37
												337	H	Col. of Charleston	66 65
												348	A	Charleston So.	60 58
LAST 12 Division I GAMES:															
				88	A	Boston College	56 76	319	A	FIU	59 54				
				218	H	Howard	64 69	348	A	Charleston So.	60 58				
				322	H	UNC Greensboro	53 49	214	H	Gardner-Webb	38 52				
				297	N	Omaha	65 52	317	H	Presbyteri an	51 46				
				301	A	Norfolk St.	57 49	323	A	Western Caro.	63 37				
				337	H	Col. of Charleston	66 65	63	H	Old Domini on	59 83				

Non-Div I Games: William Peace 65 36 Columbia (SC) 93 46

Campbel I

Average RPI Win:	313	WON-LOST	WINNING	LAST 10	STRENGTH OF	OPP. STRENGTH	TEAM	ADJ.	CONF.	ADJ CONF.
Average RPI Loss:	178	RECORD	PCT. RANK	GAMES	SCHEDULE	OF SCHEDULE	RPI	RPI	RPI	RPI
DIV. I ONLY	4- 10	266	4-6	301	288	315	315	27	27	
DIV. I NON-CONF.	2- 9	297	0- 0	256	298	328	328	28	28	

TOTALS	RPI 1-25	RPI 26-50	W-L RECORDS	RPI 51-100	RPI 101-150	RPI 150+				
4- 10	0- 0	0- 0	OVERALL	0- 1	0- 3	4- 6				
2- 6	0- 0	0- 0	HOME	0- 1	0- 3	2- 2				
2- 4	0- 0	0- 0	AWAY	0- 0	0- 0	2- 4				
0- 0	0- 0	0- 0	NEUTRAL	0- 0	0- 0	0- 0				
2- 9	0- 0	0- 0	NON-CONFERENCE	0- 1	0- 2	2- 6				
1- 5	0- 0	0- 0	HOME	0- 1	0- 2	1- 2				
1- 4	0- 0	0- 0	AWAY	0- 0	0- 0	1- 4				
0- 0	0- 0	0- 0	NEUTRAL	0- 0	0- 0	0- 0				
2- 1	0- 0	0- 0	CONFERENCE	0- 0	0- 1	2- 0				
1- 1	0- 0	0- 0	HOME	0- 0	0- 1	1- 0				
1- 0	0- 0	0- 0	AWAY	0- 0	0- 0	1- 0				
0- 0	0- 0	0- 0	NEUTRAL	0- 0	0- 0	0- 0				

RPI 1-25				RPI 26-50				RPI 51-100				RPI 101+				Team's RPI: 315
RPI	S	Opponent	Score	RPI	S	Opponent	Score	RPI	S	Opponent	Score	RPI	S	Opponent	Score	
								51	H	Buffalo	66 84	114	H	Miami (OH)	59 62	
												116	H	Marist	66 71	
												126	H	Youngstown St.	36 62	
												163	A	Akron	53 62	
												201	A	St. Bonaventure	94 100	
												208	H	Bowling Green	53 74	
												258	A	Colgate	53 67	
												266	H	UTRGV	53 57	
												278	A	Oakland	60 71	
												300	A	Albany (NY)	48 42	
												303	A	Iona	48 40	
												308	H	Vermont	67 46	
												341	H	Manhattan	47 44	
LAST 12 Division I GAMES:																
163	A	Akron	53 62	303	A	Iona	48 40									
208	H	Bowling Green	53 74	116	H	Marist	66 71									
51	H	Buffalo	66 84	341	H	Manhattan	47 44									
126	H	Youngstown St.	36 62	308	H	Vermont	67 46									
300	A	Albany (NY)	48 42	258	A	Colgate	53 67									
278	A	Oakland	60 71	266	H	UTRGV	53 57									

Non-Div I Games:

Canisius

Average RPI Win:	351	WON-LOST	WINNING	LAST 10	STRENGTH OF	OPP. STRENGTH	TEAM	ADJ.	CONF.	ADJ CONF.
Average RPI Loss:	182	RECORD	PCT. RANK	GAMES	SCHEDULE	OF SCHEDULE	RPI	RPI	RPI	RPI
DIV. I ONLY	1- 8	327	3-7	306	293	333	333	25	25	
DIV. I NON-CONF.	1- 5	311	0- 0	249	242	289	289	22	22	
<hr/>										
TOTALS	RPI 1-25	RPI 26-50	W-L RECORDS	RPI 51-100	RPI 101-150	RPI 150+				
1- 8	0- 0	0- 1	OVERALL	0- 1	0- 1	1- 5				
0- 2	0- 0	0- 0	HOME	0- 0	0- 0	0- 2				
1- 6	0- 0	0- 1	AWAY	0- 1	0- 1	1- 3				
0- 0	0- 0	0- 0	NEUTRAL	0- 0	0- 0	0- 0				
1- 5	0- 0	0- 1	NON-CONFERENCE	0- 1	0- 1	1- 2				
0- 1	0- 0	0- 0	HOME	0- 0	0- 0	0- 1				
1- 4	0- 0	0- 1	AWAY	0- 1	0- 1	1- 1				
0- 0	0- 0	0- 0	NEUTRAL	0- 0	0- 0	0- 0				
0- 3	0- 0	0- 0	CONFERENCE	0- 0	0- 0	0- 3				
0- 1	0- 0	0- 0	HOME	0- 0	0- 0	0- 1				
0- 2	0- 0	0- 0	AWAY	0- 0	0- 0	0- 2				
0- 0	0- 0	0- 0	NEUTRAL	0- 0	0- 0	0- 0				

RPI 1-25				RPI 26-50				RPI 51-100				RPI 101+				Team's RPI: 333
RPI	S	Opponent	Score	RPI	S	Opponent	Score	RPI	S	Opponent	Score	RPI	S	Opponent	Score	
				44	A	Texas A&M	27 84	52	A	Kansas St.	54 70	137	A	Oklahoma	52 65	
												157	H	South Alabama	50 58	
												206	A	Sam Houston St.	62 66	
												234	A	Southeastern La.	53 62	
												295	H	A&M-Corpus Christi	65 73	
												327	A	Jackson St.	56 65	
												351	A	Alcorn	57 46	
<hr/>																
LAST 12 Division I GAMES:																
				44	A	Texas A&M	27 84	206	A	Sam Houston St.	62 66					
				137	A	Oklahoma	52 65	234	A	Southeastern La.	53 62					
				351	A	Alcorn	57 46	295	H	A&M-Corpus Christi	65 73					
				157	H	South Alabama	50 58	52	A	Kansas St.	54 70					
				327	A	Jackson St.	56 65									

Non-Div I Games: Central Baptist 55 34 Crowley's Ridge 91 33 Williams Baptist 70 35 Hendrix 72 40 Central Ark.

Average RPI Win:	313	WON-LOST	WINNING	LAST 10	STRENGTH OF	OPP. STRENGTH	TEAM	ADJ.	CONF.	ADJ CONF.
Average RPI Loss:	151	RECORD	PCT. RANK	GAMES	SCHEDULE	OF SCHEDULE	RPI	RPI	RPI	RPI

DIV. I ONLY	3- 9	284	3-7	245	230	274	274	31	31
DIV. I NON-CONF.	3- 7	256	0- 0	164	206	237	237	31	31

TOTALS	RPI 1-25	RPI 26-50	W-L RECORDS	RPI 51-100	RPI 101-150	RPI 150+			
3- 9	0- 1	0- 0	OVERALL	0- 2	0- 2	3- 4			
1- 4	0- 0	0- 0	HOME	0- 2	0- 1	1- 1			
2- 5	0- 1	0- 0	AWAY	0- 0	0- 1	2- 3			
0- 0	0- 0	0- 0	NEUTRAL	0- 0	0- 0	0- 0			
3- 7	0- 1	0- 0	NON-CONFERENCE	0- 2	0- 2	3- 2			
1- 3	0- 0	0- 0	HOME	0- 2	0- 1	1- 0			
2- 4	0- 1	0- 0	AWAY	0- 0	0- 1	2- 2			
0- 0	0- 0	0- 0	NEUTRAL	0- 0	0- 0	0- 0			
0- 2	0- 0	0- 0	CONFERENCE	0- 0	0- 0	0- 2			
0- 1	0- 0	0- 0	HOME	0- 0	0- 0	0- 1			
0- 1	0- 0	0- 0	AWAY	0- 0	0- 0	0- 1			
0- 0	0- 0	0- 0	NEUTRAL	0- 0	0- 0	0- 0			

RPI 1-25				RPI 26-50				RPI 51-100				RPI 101+ Team's RPI: 274			
RPI	S	Opponent	Score	RPI	S	Opponent	Score	RPI	S	Opponent	Score	RPI	S	Opponent	Score
19	A	Rutgers	44 73					51	H	Buffal o	69 82	109	A	Yale	46 58
								93	H	Hartford	52 54	113	H	Lehi gh	62 88
												187	A	Massachusetts	59 74
												230	A	Sacred Heart	61 66
												242	A	Brown	63 68
												300	A	Al bany (NY)	60 53
												307	H	New Hampshi re	56 47
												318	H	Wagner	63 75
												332	A	Morgan St.	60 36

LAST 12 Division I GAMES:															
318	H	Wagner	63 75	230	A	Sacred Heart	61 66								
332	A	Morgan St.	60 36	93	H	Hartford	52 54								
187	A	Massachusetts	59 74	109	A	Yale	46 58								
19	A	Rutgers	44 73	307	H	New Hampshi re	56 47								
113	H	Lehi gh	62 88	300	A	Al bany (NY)	60 53								
242	A	Brown	63 68	51	H	Buffal o	69 82								

Non-Div I Games:

Central Conn. St.

Average RPI	Win:	133	WON-LOST	WINNING	LAST 10	STRENGTH OF	OPP. STRENGTH	TEAM	ADJ.	CONF.	ADJ CONF.
Average RPI	Loss:	37	RECORD	PCT. RANK	GAMES	SCHEDULE	OF SCHEDULE	RPI	RPI	RPI	RPI
DIV. I ONLY	11- 3	45	8-2	39	21	21	21	8	8		
DIV. I NON-CONF.	9- 3	62	0- 0	109	4	42	42	8	8		

TOTALS	RPI 1-25	RPI 26-50	W-L RECORDS	RPI 51-100	RPI 101-150	RPI 150+					
11- 3	1- 1	1- 1	OVERALL	2- 1	3- 0	4- 0					
4- 2	1- 1	0- 1	HOME	0- 0	1- 0	2- 0					
6- 0	0- 0	1- 0	AWAY	2- 0	1- 0	2- 0					
1- 1	0- 0	0- 0	NEUTRAL	0- 1	1- 0	0- 0					
9- 3	1- 1	1- 1	NON-CONFERENCE	1- 1	3- 0	3- 0					
3- 2	1- 1	0- 1	HOME	0- 0	1- 0	1- 0					
5- 0	0- 0	1- 0	AWAY	1- 0	1- 0	2- 0					
1- 1	0- 0	0- 0	NEUTRAL	0- 1	1- 0	0- 0					
2- 0	0- 0	0- 0	CONFERENCE	1- 0	0- 0	1- 0					
1- 0	0- 0	0- 0	HOME	0- 0	0- 0	1- 0					
1- 0	0- 0	0- 0	AWAY	1- 0	0- 0	0- 0					
0- 0	0- 0	0- 0	NEUTRAL	0- 0	0- 0	0- 0					

RPI	S	Opponent	Score	RPI	S	Opponent	Score	RPI	S	Opponent	Score	RPI	S	Opponent	Score
6	H	Louisville	68 72	30	H	South Dakota St.	71 80	60	A	Ohio	88 70	112	H	Western Ky.	108 90
22	H	UCF	75 68	36	A	Miami (FL)	90 80	66	A	Quinnipiac	67 52	123	A	Virginia	74 61
								74	N	Tulane	57 68	123	N	Chattanooga	73 50
												163	H	Akron	94 71
												177	A	Vanderbilt	66 57
												278	H	Oakland	104 61
												303	A	Iona	82 39

LAST 12 Division I GAMES:															
60	A	Ohio	88 70	163	H	Akron	94 71								
303	A	Iona	82 39	36	A	Miami (FL)	90 80								
123	N	Chattanooga	73 50	74	N	Tulane	57 68								
123	A	Virginia	74 61	6	H	Louisville	68 72								
22	H	UCF	75 68	177	A	Vanderbilt	66 57								
112	H	Western Ky.	108 90	66	A	Quinnipiac	67 52								

Non-Div I Games:

Central Mich.

Average RPI Win:	0	WON-LOST	WINNING	LAST 10	STRENGTH OF	OPP. STRENGTH	TEAM	ADJ.	CONF.	ADJ CONF.
Average RPI Loss:	232	RECORD	PCT. RANK	GAMES	SCHEDULE	OF SCHEDULE	RPI	RPI	RPI	RPI

DIV. I ONLY	0- 11	345	2-8	277	346	348	348	29	29
DIV. I NON-CONF.	0- 8	336	0- 0	301	331	350	350	29	29

TOTALS	RPI 1-25	RPI 26-50	W-L RECORDS	RPI 51-100	RPI 101-150	RPI 150+			
0- 11	0- 0	0- 0	OVERALL	0- 0	0- 2	0- 9			
0- 5	0- 0	0- 0	HOME	0- 0	0- 1	0- 4			
0- 6	0- 0	0- 0	AWAY	0- 0	0- 1	0- 5			
0- 0	0- 0	0- 0	NEUTRAL	0- 0	0- 0	0- 0			
0- 8	0- 0	0- 0	NON-CONFERENCE	0- 0	0- 2	0- 6			
0- 3	0- 0	0- 0	HOME	0- 0	0- 1	0- 2			
0- 5	0- 0	0- 0	AWAY	0- 0	0- 1	0- 4			
0- 0	0- 0	0- 0	NEUTRAL	0- 0	0- 0	0- 0			
0- 3	0- 0	0- 0	CONFERENCE	0- 0	0- 0	0- 3			
0- 2	0- 0	0- 0	HOME	0- 0	0- 0	0- 2			
0- 1	0- 0	0- 0	AWAY	0- 0	0- 0	0- 1			
0- 0	0- 0	0- 0	NEUTRAL	0- 0	0- 0	0- 0			

RPI 1-25				RPI 26-50				RPI 51-100				RPI 101+ Team's RPI: 348			
RPI	S	Opponent	Score	RPI	S	Opponent	Score	RPI	S	Opponent	Score	RPI	S	Opponent	Score
												108	A	Georgi a	75 83
												119	H	Tennessee Tech	55 77
												155	H	Davi dson	34 72
												213	H	Hampton	66 74
												220	A	Fl ori da	60 70
												239	H	Jacksonville	58 68
												249	H	Campbel l	58 60
												285	A	North Florida	76 82
												311	A	Wi nthrop	52 57
												314	A	South Carolina St.	58 67
												337	A	Col. of Charleston	52 79

LAST 12 Division I GAMES:															
				249	H	Campbel l	58 60	311	A	Wi nthrop	52 57				
				239	H	Jacksonville	58 68	213	H	Hampton	66 74				
				119	H	Tennessee Tech	55 77	220	A	Fl ori da	60 70				
				314	A	South Carolina St.	58 67	337	A	Col. of Charleston	52 79				
				155	H	Davi dson	34 72	108	A	Georgi a	75 83				
								285	A	North Florida	76 82				

Non-Div I Games: Converse 101 50 Col umbi a (SC) 89 57 Erski ne 74 50

Charleston So.

Average RPI Win:	205	WON-LOST	WINNING	LAST 10	STRENGTH OF	OPP. STRENGTH	TEAM	ADJ.	CONF.	ADJ CONF.
Average RPI Loss:	149	RECORD	PCT. RANK	GAMES	SCHEDULE	OF SCHEDULE	RPI	RPI	RPI	RPI
DIV. I ONLY	9- 6	115	5-5	143	216	131	131	16	16	
DIV. I NON-CONF.	8- 4	91	1- 0	90	237	75	75	19	19	

TOTALS	RPI 1-25	RPI 26-50	W-L RECORDS	RPI 51-100	RPI 101-150	RPI 150+				
9- 6	0- 0	0- 0	OVERALL	1- 0	1- 4	7- 2				
7- 1	0- 0	0- 0	HOME	1- 0	0- 1	6- 0				
1- 5	0- 0	0- 0	AWAY	0- 0	1- 3	0- 2				
1- 0	0- 0	0- 0	NEUTRAL	0- 0	0- 0	1- 0				
8- 4	0- 0	0- 0	NON-CONFERENCE	1- 0	1- 3	6- 1				
6- 1	0- 0	0- 0	HOME	1- 0	0- 1	5- 0				
1- 3	0- 0	0- 0	AWAY	0- 0	1- 2	0- 1				
1- 0	0- 0	0- 0	NEUTRAL	0- 0	0- 0	1- 0				
1- 2	0- 0	0- 0	CONFERENCE	0- 0	0- 1	1- 1				
1- 0	0- 0	0- 0	HOME	0- 0	0- 0	1- 0				
0- 2	0- 0	0- 0	AWAY	0- 0	0- 1	0- 1				
0- 0	0- 0	0- 0	NEUTRAL	0- 0	0- 0	0- 0				

RPI 1-25				RPI 26-50				RPI 51-100				RPI 101+				Team's RPI: 131
RPI	S	Opponent	Score	RPI	S	Opponent	Score	RPI	S	Opponent	Score	RPI	S	Opponent	Score	
								81	H	Wright St.	88 85	106	H	Wake Forest	43	69
												112	A	Western Ky.	58	76
												113	A	Lehi gh	62	60
												115	A	Fordham	64	71
												123	A	Vi rgi ni a	61	65
												155	H	Davi dson	78	66
												178	H	East Carol i na	52	46
												183	A	Mercer	40	57
												217	H	Bethune-Cookman	73	69
												252	A	Marshall	62	63
												253	H	Wofford	85	63
												256	H	UNC Asheville	70	53
												271	N	Liberty	63	61
												319	H	FIU	69	54
LAST 12 Division I GAMES:																
113	A	Lehi gh	62	60	252	A	Marshall	62	63							
319	H	FIU	69	54	112	A	Western Ky.	58	76							
183	A	Mercer	40	57	123	A	Vi rgi ni a	61	65							
106	H	Wake Forest	43	69	217	H	Bethune-Cookman	73	69							
178	H	East Carolina	52	46	155	H	Davi dson	78	66							
271	N	Liberty	63	61	81	H	Wright St.	88	85							

Non-Div I Games:

Charlotte

Average RPI Win: 190		WON-LOST RECORD	WINNING PCT. RANK	LAST 10 GAMES	STRENGTH OF SCHEDULE	OPP. STRENGTH OF SCHEDULE	TEAM RPI	ADJ. RPI	CONF. RPI	ADJ CONF. RPI
Average RPI Loss: 46										
DIV. I ONLY		4- 10	266	2-8	5	87	123	123	24	24
DIV. I NON-CONF.		4- 10	264	1- 0	8	85	110	110	26	26
TOTALS		RPI 1-25	RPI 26-50	W-L RECORDS	RPI 51-100	RPI 101-150	RPI 150+			
4- 10	0- 4		0- 2	OVERALL	1- 3	0- 1	3- 0			
1- 5	0- 2		0- 2	HOME	0- 0	0- 1	1- 0			
1- 3	0- 1		0- 0	AWAY	0- 2	0- 0	1- 0			
2- 2	0- 1		0- 0	NEUTRAL	1- 1	0- 0	1- 0			
4- 10	0- 4		0- 2	NON-CONFERENCE	1- 3	0- 1	3- 0			
1- 5	0- 2		0- 2	HOME	0- 0	0- 1	1- 0			
1- 3	0- 1		0- 0	AWAY	0- 2	0- 0	1- 0			
2- 2	0- 1		0- 0	NEUTRAL	1- 1	0- 0	1- 0			
0- 0	0- 0		0- 0	CONFERENCE	0- 0	0- 0	0- 0			
0- 0	0- 0		0- 0	HOME	0- 0	0- 0	0- 0			
0- 0	0- 0		0- 0	AWAY	0- 0	0- 0	0- 0			
0- 0	0- 0		0- 0	NEUTRAL	0- 0	0- 0	0- 0			

RPI 1-25					RPI 26-50					RPI 51-100					RPI 101+					Team's RPI : 123	
RPI	S	Opponent	Score		RPI	S	Opponent	Score		RPI	S	Opponent	Score		RPI	S	Opponent	Score			
6	H	Louisville	49	75	30	H	South Dakota St.	54	71	58	A	Northern Colo.	65	68	118	H	UT Martin	79	81		
9	H	NC State	58	78	42	H	Belmont	51	67	76	A	Virginia Tech	59	74	193	N	Saint Louis	71	61		
21	N	Central Mich.	50	73						77	N	Middle Tenn.	47	58	213	A	Hampton	58	50		
22	A	UCF	37	75						82	N	Maine	66	61	271	H	Liberty	75	60		
LAST 12 Division I GAMES:																					
					82	N	Maine	66	61	9	H	NC State	58	78							
					77	N	Middle Tenn.	47	58	42	H	Belmont	51	67							
					21	N	Central Mich.	50	73	58	A	Northern Colo.	65	68							
					193	N	Saint Louis	71	61	30	H	South Dakota St.	54	71							
					271	H	Liberty	75	60	22	A	UCF	37	75							
					76	A	Virginia Tech	59	74	118	H	UT Martin	79	81							

Non-Div l Games: Lee

61 55

Chattanooga

Average RPI Win:	0	WON-LOST	WINNING	LAST 10	STRENGTH OF	OPP. STRENGTH	TEAM	ADJ.	CONF.	ADJ CONF.
Average RPI Loss:	201	RECORD	PCT. RANK	GAMES	SCHEDULE	OF SCHEDULE	RPI	RPI	RPI	RPI
DIV. I ONLY	0- 14	345	0-10	167	342	339	339	30	30	
DIV. I NON-CONF.	0- 13	336	0- 0	155	342	336	336	30	30	

TOTALS	RPI 1-25	RPI 26-50	W-L RECORDS	RPI 51-100	RPI 101-150	RPI 150+				
0- 14	0- 0	0- 0	OVERALL	0- 2	0- 1	0- 11				
0- 6	0- 0	0- 0	HOME	0- 0	0- 0	0- 6				
0- 7	0- 0	0- 0	AWAY	0- 2	0- 1	0- 4				
0- 1	0- 0	0- 0	NEUTRAL	0- 0	0- 0	0- 1				
0- 13	0- 0	0- 0	NON-CONFERENCE	0- 2	0- 1	0- 10				
0- 5	0- 0	0- 0	HOME	0- 0	0- 0	0- 5				
0- 7	0- 0	0- 0	AWAY	0- 2	0- 1	0- 4				
0- 1	0- 0	0- 0	NEUTRAL	0- 0	0- 0	0- 1				
0- 1	0- 0	0- 0	CONFERENCE	0- 0	0- 0	0- 1				
0- 1	0- 0	0- 0	HOME	0- 0	0- 0	0- 1				
0- 0	0- 0	0- 0	AWAY	0- 0	0- 0	0- 0				
0- 0	0- 0	0- 0	NEUTRAL	0- 0	0- 0	0- 0				

RPI 1-25				RPI 26-50				RPI 51-100				RPI 101+				Team's RPI: 339
RPI	S	Opponent	Score	RPI	S	Opponent	Score	RPI	S	Opponent	Score	RPI	S	Opponent	Score	
								80	A	Northwestern	35 97	140	A	Wisconsin	38 85	
								90	A	Northern Ill.	52 114	160	A	Xavier	57 91	
												173	H	UAB	45 90	
												175	H	UMKC	58 111	
												186	A	Bradley	59 89	
												190	A	Morehead St.	68 104	
												225	H	SIUE	66 82	
												233	A	Loyola Chicago	40 76	
												242	H	Brown	65 90	
												273	N	St. Francis Brooklyn	73 110	
												309	H	Valparaiso	70 76	
												343	H	Evansville	58 67	
LAST 12 Division I GAMES:																
175	H	UMKC	58 111	186	A	Bradley	59 89									
242	H	Brown	65 90	90	A	Northern Ill.	52 114									
233	A	Loyola Chicago	40 76	80	A	Northwestern	35 97									
173	H	UAB	45 90	140	A	Wisconsin	38 85									
190	A	Morehead St.	68 104	225	H	SIUE	66 82									
273	N	St. Francis Brooklyn	73 110	309	H	Valparaiso	70 76									

Non-Div I Games:

Chicago St.

Average RPI	Win: 224	WON-LOST	WINNING	LAST 10	STRENGTH OF	OPP. STRENGTH	TEAM	ADJ.	CONF.	ADJ CONF.
Average RPI	Loss: 98	RECORD	PCT. RANK	GAMES	SCHEDULE	OF SCHEDULE	RPI	RPI	RPI	RPI
DIV. I ONLY	9- 6	115	6-4	141	196	134	134	9	9	
DIV. I NON-CONF.	8- 5	120	0- 0	171	228	149	149	9	9	

TOTALS	RPI 1-25	RPI 26-50	W-L RECORDS	RPI 51-100	RPI 101-150	RPI 150+				
9- 6	0- 1	0- 0	OVERALL	0- 2	1- 2	8- 1				
8- 1	0- 0	0- 0	HOME	0- 1	1- 0	7- 0				
1- 5	0- 1	0- 0	AWAY	0- 1	0- 2	1- 1				
0- 0	0- 0	0- 0	NEUTRAL	0- 0	0- 0	0- 0				
8- 5	0- 0	0- 0	NON-CONFERENCE	0- 2	1- 2	7- 1				
7- 1	0- 0	0- 0	HOME	0- 1	1- 0	6- 0				
1- 4	0- 0	0- 0	AWAY	0- 1	0- 2	1- 1				
0- 0	0- 0	0- 0	NEUTRAL	0- 0	0- 0	0- 0				
1- 1	0- 1	0- 0	CONFERENCE	0- 0	0- 0	1- 0				
1- 0	0- 0	0- 0	HOME	0- 0	0- 0	1- 0				
0- 1	0- 1	0- 0	AWAY	0- 0	0- 0	0- 0				
0- 0	0- 0	0- 0	NEUTRAL	0- 0	0- 0	0- 0				

RPI 1-25				RPI 26-50				RPI 51-100				RPI 101+				Team's RPI: 134
RPI	S	Opponent	Score	RPI	S	Opponent	Score	RPI	S	Opponent	Score	RPI	S	Opponent	Score	
7	A	UConn	38 82					63	H	Old Dominion	72 76	109	H	Yale	66 52	
								79	A	Pittsburgh	48 65	114	A	Miami (OH)	65 78	
												132	A	Ohio St.	56 69	
												160	H	Xavier	79 61	
												168	H	VCU	66 54	
												193	A	Saint Louis	51 50	
												194	A	Ball St.	63 75	
												218	H	Howard	85 51	
												236	H	SMU	69 57	
												268	H	ETSU	77 64	
												325	H	Lipscomb	71 55	
												336	H	Austin Peay	69 48	
LAST 12 Division I GAMES:																
7	A	UConn	38 82	218	H	Howard	85 51									
236	H	SMU	69 57	160	H	Xavier	79 61									
325	H	Lipscomb	71 55	168	H	VCU	66 54									
109	H	Yale	66 52	114	A	Miami (OH)	65 78									
193	A	Saint Louis	51 50	132	A	Ohio St.	56 69									
79	A	Pittsburgh	48 65	194	A	Ball St.	63 75									

Non-Div I Games:

Cincinnati

Clemson				Through Games Of Jan. 11, 2019						
Average RPI Win:	165	WON-LOST RECORD	WINNING PCT. RANK	LAST 10 GAMES	STRENGTH OF SCHEDULE	OPP. STRENGTH OF SCHEDULE	TEAM RPI	ADJ. RPI	CONF. RPI	ADJ CONF. RPI
Average RPI Loss:	68									
DIV. I ONLY		11- 5	81	8-2	56	47	67	67	1	1
DIV. I NON-CONF.		9- 4	85	1- 0	111	88	85	85	1	1

TOTALS	RPI 1-25		RPI 26-50	W-L RECORDS	RPI 51-100		RPI 101-150		RPI 150+	
11- 5	0- 1		2- 2	OVERALL	0- 0		4- 1		5- 1	
9- 2	0- 1		1- 0	HOME	0- 0		3- 0		5- 1	
1- 2	0- 0		1- 1	AWAY	0- 0		0- 1		0- 0	
1- 1	0- 0		0- 1	NEUTRAL	0- 0		1- 0		0- 0	
9- 4	0- 0		1- 2	NON-CONFERENCE	0- 0		3- 1		5- 1	
8- 1	0- 0		1- 0	HOME	0- 0		2- 0		5- 1	
0- 2	0- 0		0- 1	AWAY	0- 0		0- 1		0- 0	
1- 1	0- 0		0- 1	NEUTRAL	0- 0		1- 0		0- 0	
2- 1	0- 1		1- 0	CONFERENCE	0- 0		1- 0		0- 0	
1- 1	0- 1		0- 0	HOME	0- 0		1- 0		0- 0	
1- 0	0- 0		1- 0	AWAY	0- 0		0- 0		0- 0	
0- 0	0- 0		0- 0	NEUTRAL	0- 0		0- 0		0- 0	

RPI 1-25				RPI 26-50				RPI 51-100 Team's RPI: 67				RPI 101+			
RPI	S	Opponent	Score	RPI	S	Opponent	Score	RPI	S	Opponent	Score	RPI	S	Opponent	Score
4	H	Syracuse	75 84	29	N	Tennessee	66 78					117	A	Al abama	56 76
				35	A	South Carolina	57 69					123	H	Vi rgi ni a	71 65
				36	A	Mi ami (FL)	76 67					137	N	Okla homa	74 62
				42	H	Bel mont	65 62					139	H	Appal achi an St.	87 48
												143	H	Ill i noi s	69 67
												155	H	Davi dson	80 90
												180	H	Hi gh Poi nt	83 64
												181	H	Rhode Isl and	80 67
												252	H	Marshall	68 54
												253	H	Wofford	85 77
												325	H	Li pscomb	68 26

LAST 12 Division I GAMES:															
137	N	Okla homa	74 62	123	H	Vi rgi ni a	71 65								
36	A	Mi ami (FL)	76 67	4	H	Syracuse	75 84								
180	H	Hi gh Poi nt	83 64	139	H	Appal achi an St.	87 48								
42	H	Bel mont	65 62	252	H	Marshall	68 54								
143	H	Ill i noi s	69 67	155	H	Davi dson	80 90								
29	N	Tennessee	66 78	181	H	Rhode Isl and	80 67								

Non-Di v I Games:

Clemson

Cleveland and St.

Cleveland and St.					Through Games Of Jan. 11, 2019						
Average RPI	Win:	281	WON-LOST	WINNING	LAST 10	STRENGTH OF	OPP. STRENGTH	TEAM	ADJ.	CONF.	ADJ CONF.
Average RPI	Loss:	148	RECORD	PCT. RANK	GAMES	SCHEDULE	OF SCHEDULE	RPI	RPI	RPI	RPI
DIV. I ONLY		4- 10	266	3-7		186	278	251	251	19	19
DIV. I NON-CONF.		1- 8	322	0- 0		39	326	270	270	16	16

TOTALS		RPI 1-25	RPI 26-50		W-L RECORDS		RPI 51-100	RPI 101-150		RPI 150+	
4- 10		0- 0	0- 1		OVERALL		0- 3	0- 1		4- 5	
2- 3		0- 0	0- 0		HOME		0- 1	0- 1		2- 1	
2- 6		0- 0	0- 1		AWAY		0- 1	0- 0		2- 4	
0- 1		0- 0	0- 0		NEUTRAL		0- 1	0- 0		0- 0	
1- 8		0- 0	0- 0		NON-CONFERENCE		0- 3	0- 0		1- 5	
1- 2		0- 0	0- 0		HOME		0- 1	0- 0		1- 1	
0- 5		0- 0	0- 0		AWAY		0- 1	0- 0		0- 4	
0- 1		0- 0	0- 0		NEUTRAL		0- 1	0- 0		0- 0	
3- 2		0- 0	0- 1		CONFERENCE		0- 0	0- 1		3- 0	
1- 1		0- 0	0- 0		HOME		0- 0	0- 1		1- 0	
2- 1		0- 0	0- 1		AWAY		0- 0	0- 0		2- 0	
0- 0		0- 0	0- 0		NEUTRAL		0- 0	0- 0		0- 0	

RPI 1-25				RPI 26-50				RPI 51-100				RPI 101+ Team's RPI: 251			
RPI	S	Opponent	Score	RPI	S	Opponent	Score	RPI	S	Opponent	Score	RPI	S	Opponent	Score
				48	A	Green Bay	53 62	60	A	Ohio	54 72	130	H	IUPUI	50 75
								74	N	Tulane	72 81	184	H	Illinois St.	67 63
								89	H	Toledo	60 65	186	H	Bradley	65 67
												194	A	Ball St.	62 67
												222	A	Eastern Mich.	63 69
												228	A	San Diego	82 83
												252	A	Marshall	64 86
												278	A	Oakland	64 62
												328	H	UIC	71 53
												334	A	Detroit Mercy	67 49
LAST 12 Division I GAMES:															
				48	A	Green Bay	53 62	130	H	IUPUI	50 75				
				328	H	UIC	71 53	334	A	Detroit Mercy	67 49				
				60	A	Ohio	54 72	278	A	Oakland	64 62				
				74	N	Tulane	72 81	186	H	Bradley	65 67				
				228	A	San Diego	82 83	252	A	Marshall	64 86				
				184	H	Illinois St.	67 63	89	H	Toledo	60 65				

Non-Div I Games:

Lake Erie7949Salem (WV)11381

Cleveland and St.

Cleveland and St.

Average RPI Win:	301	WON-LOST	WINNING	LAST 10	STRENGTH OF	OPP. STRENGTH	TEAM	ADJ.	CONF.	ADJ CONF.
Average RPI Loss:	125	RECORD	PCT. RANK	GAMES	SCHEDULE	OF SCHEDULE	RPI	RPI	RPI	RPI
DIV. I ONLY	6- 6	167	5-5	181	336	204	204	15	15	
DIV. I NON-CONF.	6- 3	91	0- 0	283	338	194	194	17	17	

TOTALS	RPI 1-25	RPI 26-50	W-L RECORDS	RPI 51-100	RPI 101-150	RPI 150+				
6- 6	0- 0	0- 1	OVERALL	0- 0	0- 3	6- 2				
4- 2	0- 0	0- 0	HOME	0- 0	0- 1	4- 1				
2- 2	0- 0	0- 0	AWAY	0- 0	0- 1	2- 1				
0- 2	0- 0	0- 1	NEUTRAL	0- 0	0- 1	0- 0				
6- 3	0- 0	0- 1	NON-CONFERENCE	0- 0	0- 1	6- 1				
4- 0	0- 0	0- 0	HOME	0- 0	0- 0	4- 0				
2- 1	0- 0	0- 0	AWAY	0- 0	0- 0	2- 1				
0- 2	0- 0	0- 1	NEUTRAL	0- 0	0- 1	0- 0				
0- 3	0- 0	0- 0	CONFERENCE	0- 0	0- 2	0- 1				
0- 2	0- 0	0- 0	HOME	0- 0	0- 1	0- 1				
0- 1	0- 0	0- 0	AWAY	0- 0	0- 1	0- 0				
0- 0	0- 0	0- 0	NEUTRAL	0- 0	0- 0	0- 0				

RPI 1-25				RPI 26-50				RPI 51-100				RPI 101+ Team's RPI: 204			
RPI	S	Opponent	Score	RPI	S	Opponent	Score	RPI	S	Opponent	Score	RPI	S	Opponent	Score
				37	N	Auburn	78 84					101	H	Troy	81 82
												120	N	Rice	52 56
												122	A	Texas St.	58 73
												157	H	South Alabama	78 88
												208	H	Bowling Green	81 80
												211	A	UC Riverside	43 62
												292	H	Memphis	90 71
												314	H	South Carolina St.	57 44
												322	A	UNC Greensboro	78 71
												323	H	Western Caro.	77 59
												344	A	N.C. Central	89 66
LAST 12 Division I GAMES:															
				122	A	Texas St.	58 73					101	H	Troy	81 82
				157	H	South Alabama	78 88					322	A	UNC Greensboro	78 71
				208	H	Bowling Green	81 80					120	N	Rice	52 56
				211	A	UC Riverside	43 62					37	N	Auburn	78 84
				314	H	South Carolina St.	57 44					344	A	N.C. Central	89 66
				323	H	Western Caro.	77 59					292	H	Memphis	90 71

Non-Div I Games: N.C. Wesleyan 126 65 Meredith 128 39

Coastal Caro.

Average RPI Win: 329		WON-LOST RECORD		WINNING PCT. RANK		LAST 10 GAMES		STRENGTH OF SCHEDULE		OPP. STRENGTH OF SCHEDULE		TEAM RPI		ADJ. RPI		CONF. RPI		ADJ. CONF. RPI	
Average RPI Loss: 230																			
DIV. I ONLY		3- 9		284		2-8		325		349		337		337		11		11	
DIV. I NON-CONF.		3- 7		256		0- 0		334		351		338		338		14		14	
TOTALS		RPI 1-25		RPI 26-50		W-L RECORDS		RPI 51-100		RPI 101-150		RPI 150+							
3- 9		0- 0		0- 0		OVERALL		0- 0		0- 1		3- 8							
2- 3		0- 0		0- 0		HOME		0- 0		0- 0		2- 3							
1- 6		0- 0		0- 0		AWAY		0- 0		0- 1		1- 5							
0- 0		0- 0		0- 0		NEUTRAL		0- 0		0- 0		0- 0							
3- 7		0- 0		0- 0		NON-CONFERENCE		0- 0		0- 1		3- 6							
2- 3		0- 0		0- 0		HOME		0- 0		0- 0		2- 3							
1- 4		0- 0		0- 0		AWAY		0- 0		0- 1		1- 3							
0- 0		0- 0		0- 0		NEUTRAL		0- 0		0- 0		0- 0							
0- 2		0- 0		0- 0		CONFERENCE		0- 0		0- 0		0- 2							
0- 0		0- 0		0- 0		HOME		0- 0		0- 0		0- 0							
0- 2		0- 0		0- 0		AWAY		0- 0		0- 0		0- 2							
0- 0		0- 0		0- 0		NEUTRAL		0- 0		0- 0		0- 0							

RPI 1-25				RPI 26-50				RPI 51-100				RPI 101+				Team's RPI: 337	
RPI	S	Opponent	Score	RPI	S	Opponent	Score	RPI	S	Opponent	Score	RPI	S	Opponent	Score		
												139	A	Appalachian St.	66	80	
												169	A	UNCW	49	71	
												188	A	Elon	68	76	
												212	H	Furman	67	70	
												229	A	George Mason	52	66	
												249	A	Campbell	65	66	
												253	A	Wofford	58	78	
												311	H	Winthrop	64	71	
												314	H	South Carolina St.	75	51	
												317	H	Presbyterian	65	71	
												325	A	Lipscomb	65	63	
												348	H	Charleston So.	79	52	
LAST 12 Division I GAMES:																	
				188	A	Elon	68	76	229	A	George Mason	52	66				
				169	A	UNCW	49	71	317	H	Presbyterian	65	71				
				212	H	Furman	67	70	348	H	Charleston So.	79	52				
				253	A	Wofford	58	78	325	A	Lipscomb	65	63				
				249	A	Campbell	65	66	139	A	Appalachian St.	66	80				
				314	H	South Carolina St.	75	51	311	H	Winthrop	64	71				

Non-Div I Games:	North Greenville	95	62
------------------	------------------	----	----

Col. of Charleston

■ Loss, ■ Non-Conf, S Site, H Home A Away N Neutral

Colgate		Through Games Of Jan. 11, 2019									
Average RPI	Win: 297	WON-LOST	WINNING	LAST 10	STRENGTH OF	OPP. STRENGTH	TEAM	ADJ.	CONF.	ADJ CONF.	
Average RPI	Loss: 200	RECORD	PCT. RANK	GAMES	SCHEDULE	OF SCHEDULE	RPI	RPI	RPI	RPI	
DIV. I ONLY	6- 7	189	6-4	316	333	258	258	22	22		
DIV. I NON-CONF.	4- 6	212	0- 0	329	333	302	302	24	24		

TOTALS	RPI 1-25	RPI 26-50	W-L RECORDS	RPI 51-100	RPI 101-150	RPI 150+					
6- 7	0- 0	0- 0	OVERALL	0- 1	0- 2	6- 4					
4- 1	0- 0	0- 0	HOME	0- 0	0- 0	4- 1					
2- 6	0- 0	0- 0	AWAY	0- 1	0- 2	2- 3					
0- 0	0- 0	0- 0	NEUTRAL	0- 0	0- 0	0- 0					
4- 6	0- 0	0- 0	NON-CONFERENCE	0- 1	0- 1	4- 4					
3- 1	0- 0	0- 0	HOME	0- 0	0- 0	3- 1					
1- 5	0- 0	0- 0	AWAY	0- 1	0- 1	1- 3					
0- 0	0- 0	0- 0	NEUTRAL	0- 0	0- 0	0- 0					
2- 1	0- 0	0- 0	CONFERENCE	0- 0	0- 1	2- 0					
1- 0	0- 0	0- 0	HOME	0- 0	0- 0	1- 0					
1- 1	0- 0	0- 0	AWAY	0- 0	0- 1	1- 0					
0- 0	0- 0	0- 0	NEUTRAL	0- 0	0- 0	0- 0					

RPI 1-25				RPI 26-50				RPI 51-100				RPI 101+ Team' s RPI : 258					
RPI	S	Opponent	Score	RPI	S	Opponent	Score	RPI	S	Opponent	Score	RPI	S	Opponent	Score		
								78	A	Dayton	58	67	109	A	Yal e	61	80
													149	A	Ameri can	57	76
													229	A	George Mason	61	64
													231	A	Hol y Cross	70	67
													245	A	Ni agara	69	74
													259	H	Col umbi a	84	71
													269	A	Si ena	53	55
													296	A	UMass Lowel l	61	52
													315	H	Can i si us	67	53
													320	H	NJIT	53	71
													329	H	Lafayette	60	49
													349	H	Fai rlei gh Di cki nson	71	52
LAST 12 Di vi si on I GAMES:																	
329	H	Lafayette	60	49	231	A	Hol y Cross	70	67								
149	A	Ameri can	57	76	245	A	Ni agara	69	74								
259	H	Col umbi a	84	71	320	H	NJIT	53	71								
315	H	Can i si us	67	53	296	A	UMass Lowel l	61	52								
229	A	George Mason	61	64	349	H	Fai rlei gh Di cki nson	71	52								
78	A	Dayton	58	67	269	A	Si ena	53	55								

Non-Div I Games:

Colgate

Average RPI Loss: 50

DIV. I ONLY	10- 5	86	5-5	99	63	102	102	2	2
DIV. I NON-CONF.	10- 1	19	0- 0	219	89	43	43	2	2
TOTALS	RPI 1-25	RPI 26-50	W-L RECORDS	RPI 51-100	RPI 101-150	RPI 150+			
10- 5	0- 1	1- 2	OVERALL	1- 2	0- 0	8- 0			
8- 3	0- 1	1- 1	HOME	1- 1	0- 0	6- 0			
1- 2	0- 0	0- 1	AWAY	0- 1	0- 0	1- 0			
1- 0	0- 0	0- 0	NEUTRAL	0- 0	0- 0	1- 0			
10- 1	0- 0	1- 1	NON-CONFERENCE	1- 0	0- 0	8- 0			
8- 0	0- 0	1- 0	HOME	1- 0	0- 0	6- 0			
1- 1	0- 0	0- 1	AWAY	0- 0	0- 0	1- 0			
1- 0	0- 0	0- 0	NEUTRAL	0- 0	0- 0	1- 0			
0- 4	0- 1	0- 1	CONFERENCE	0- 2	0- 0	0- 0			
0- 3	0- 1	0- 1	HOME	0- 1	0- 0	0- 0			
0- 1	0- 0	0- 0	AWAY	0- 1	0- 0	0- 0			
0- 0	0- 0	0- 0	NEUTRAL	0- 0	0- 0	0- 0			

RPI 1-25				RPI 26-50				RPI 51-100				RPI 101+				Team's RPI: 102	
RPI	S	Opponent	Score	RPI	S	Opponent	Score	RPI	S	Opponent	Score	RPI	S	Opponent	Score		
15	H	Arizona St.	70 76	36	A	Miami (FL)	58 73	53	H	Utah	61 76	156	N	Utah St.	78 68		
				47	H	Arizona	67 69	58	H	Northern Colo.	77 69	166	H	Prairie View	79 38		
				49	H	North Carolina	86 74	98	A	Washington	58 68	170	H	Pepperdine	80 65		
												182	H	Colorado St.	59 40		
												209	H	Samford	81 39		
												238	H	Navy	59 43		
												247	A	Nevada	65 52		
												316	H	San Jose St.	76 64		
LAST 12 Division I GAMES:																	
				98	A	Washington	58 68	47	H	Arizona	67 69						
				15	H	Arizona St.	70 76	53	H	Utah	61 76						
				36	A	Miami (FL)	58 73	209	H	Samford	81 39						
				170	H	Pepperdine	80 65	166	H	Prairie View	79 38						
				156	N	Utah St.	78 68	238	H	Navy	59 43						
				247	A	Nevada	65 52	316	H	San Jose St.	76 64						

Col orado

Average RPI	Win:	214	WON-LOST	WINNING	LAST 10	STRENGTH OF	OPP. STRENGTH	TEAM	ADJ.	CONF.	ADJ CONF.
Average RPI	Loss:	75	RECORD	PCT. RANK	GAMES	SCHEDULE	OF SCHEDULE	RPI	RPI	RPI	RPI
DIV. I ONLY		5- 7		214	5-5	57	106	182	182	12	12
DIV. I NON-CONF.		4- 5		190	0- 0	22	119	112	112	11	11

TOTALS	RPI 1-25		RPI 26-50		W-L RECORDS	RPI 51-100		RPI 101-150		RPI 150+	
5- 7	0- 2		0- 1		OVERALL	0- 1		0- 2		5- 1	
5- 3	0- 1		0- 0		HOME	0- 1		0- 1		5- 0	
0- 4	0- 1		0- 1		AWAY	0- 0		0- 1		0- 1	
0- 0	0- 0		0- 0		NEUTRAL	0- 0		0- 0		0- 0	
4- 5	0- 2		0- 1		NON-CONFERENCE	0- 1		0- 1		4- 0	
4- 2	0- 1		0- 0		HOME	0- 1		0- 0		4- 0	
0- 3	0- 1		0- 1		AWAY	0- 0		0- 1		0- 0	
0- 0	0- 0		0- 0		NEUTRAL	0- 0		0- 0		0- 0	
1- 2	0- 0		0- 0		CONFERENCE	0- 0		0- 1		1- 1	
1- 1	0- 0		0- 0		HOME	0- 0		0- 1		1- 0	
0- 1	0- 0		0- 0		AWAY	0- 0		0- 0		0- 1	
0- 0	0- 0		0- 0		NEUTRAL	0- 0		0- 0		0- 0	

RPI 1-25				RPI 26-50				RPI 51-100				RPI 101+ Team's RPI: 182			
RPI	S	Opponent	Score	RPI	S	Opponent	Score	RPI	S	Opponent	Score	RPI	S	Opponent	Score
10	A	Gonzaga	39 50	32	A	BYU	42 51	58	H	Northern Colo.	47 53	102	A	Colorado	40 59
15	H	Arizona St.	39 70									109	H	Fresno St.	55 66
												154	H	Denver	84 79
												192	H	Cornell	56 53
												196	A	Air Force	48 63
												207	H	Northern Ariz.	65 54
												232	H	UNLV	52 49
												285	H	North Florida	61 59

LAST 12 Division I GAMES:															
196	A	Air Force	48 63	232	H	UNLV	52 49	109	H	Denver	84 79	10	A	Gonzaga	39 50
109	H	Fresno St.	55 66	154	H	Denver	84 79	32	A	BYU	42 51	192	H	Cornell	56 53
10	A	Gonzaga	39 50	32	A	BYU	42 51	15	H	Arizona St.	39 70	58	H	Northern Colo.	47 53
192	H	Cornell	56 53	15	H	Arizona St.	39 70	207	H	Northern Ariz.	65 54	102	A	Colorado	40 59
58	H	Northern Colo.	47 53	207	H	Northern Ariz.	65 54	285	H	North Florida	61 59				
102	A	Colorado	40 59	285	H	North Florida	61 59								

Non-Div I Games: Chadron St. 91 38 Eastern N.M. 72 46

Colorado St.

Loss, Non-Conf, S Site, H Home A Away N Neutral

Average RPI Win:	233	WON-LOST RECORD	WINNING PCT. RANK	LAST 10 GAMES	STRENGTH OF SCHEDULE	OPP. STRENGTH OF SCHEDULE	TEAM RPI	ADJ. RPI	CONF. RPI	ADJ CONF. RPI
Average RPI Loss:	189									
DIV. I ONLY	4- 9	254	2-8	230	274	259	259	10	10	
DIV. I NON-CONF.	4- 9	253	1- 0	224	272	265	265	12	12	

TOTALS	RPI 1-25	RPI 26-50	W-L RECORDS	RPI 51-100	RPI 101-150	RPI 150+				
4- 9	0- 0	0- 0	OVERALL	0- 1	0- 3	4- 5				
2- 3	0- 0	0- 0	HOME	0- 0	0- 1	2- 2				
2- 6	0- 0	0- 0	AWAY	0- 1	0- 2	2- 3				
0- 0	0- 0	0- 0	NEUTRAL	0- 0	0- 0	0- 0				
4- 9	0- 0	0- 0	NON-CONFERENCE	0- 1	0- 3	4- 5				
2- 3	0- 0	0- 0	HOME	0- 0	0- 1	2- 2				
2- 6	0- 0	0- 0	AWAY	0- 1	0- 2	2- 3				
0- 0	0- 0	0- 0	NEUTRAL	0- 0	0- 0	0- 0				
0- 0	0- 0	0- 0	CONFERENCE	0- 0	0- 0	0- 0				
0- 0	0- 0	0- 0	HOME	0- 0	0- 0	0- 0				
0- 0	0- 0	0- 0	AWAY	0- 0	0- 0	0- 0				
0- 0	0- 0	0- 0	NEUTRAL	0- 0	0- 0	0- 0				

RPI 1-25				RPI 26-50				RPI 51-100				RPI 101+				Team's RPI: 259
RPI	S	Opponent	Score	RPI	S	Opponent	Score	RPI	S	Opponent	Score	RPI	S	Opponent	Score	
								88	A	Boston College	60	74				
												111	H	Houston	72	83
												115	A	Fordham	49	68
												143	A	Illinois	69	76
												183	A	Mercer	72	68
												185	A	Milwaukee	65	78
												213	H	Hampton	88	63
												215	H	Cal St. Fullerton	58	61
												227	A	Hofstra	65	63
												258	A	Colgate	71	84
												286	A	Saint Joseph's	61	68
												300	H	Albany (NY)	58	62
												310	H	Army West Point	70	49
LAST 12 Division I GAMES:																
183	A	Mercer	72	68	300	H	Albany (NY)	58	62							
213	H	Hampton	88	63	115	A	Fordham	49	68							
111	H	Houston	72	83	215	H	Cal St. Fullerton	58	61							
143	A	Illinois	69	76	88	A	Boston College	60	74							
185	A	Milwaukee	65	78	286	A	Saint Joseph's	61	68							
310	H	Army West Point	70	49	258	A	Colgate	71	84							

Non-Div I Games:

Columbi a

Average RPI Win:	347	WON-LOST	WINNING	LAST 10	STRENGTH OF	OPP. STRENGTH	TEAM	ADJ.	CONF.	ADJ CONF.
Average RPI Loss:	146	RECORD	PCT. RANK	GAMES	SCHEDULE	OF SCHEDULE	RPI	RPI	RPI	RPI
DIV. I ONLY	1- 13	340	1-9	69	292	262	262	32	32	
DIV. I NON-CONF.	0- 12	336	0- 0	15	239	248	248	32	32	

TOTALS	RPI 1-25	RPI 26-50	W-L RECORDS	RPI 51-100	RPI 101-150	RPI 150+				
1- 13	0- 1	0- 1	OVERALL	0- 4	0- 1	1- 6				
0- 2	0- 0	0- 0	HOME	0- 0	0- 0	0- 2				
1- 10	0- 1	0- 1	AWAY	0- 4	0- 1	1- 3				
0- 1	0- 0	0- 0	NEUTRAL	0- 0	0- 0	0- 1				
0- 12	0- 1	0- 1	NON-CONFERENCE	0- 4	0- 1	0- 5				
0- 1	0- 0	0- 0	HOME	0- 0	0- 0	0- 1				
0- 10	0- 1	0- 1	AWAY	0- 4	0- 1	0- 3				
0- 1	0- 0	0- 0	NEUTRAL	0- 0	0- 0	0- 1				
1- 1	0- 0	0- 0	CONFERENCE	0- 0	0- 0	1- 1				
0- 1	0- 0	0- 0	HOME	0- 0	0- 0	0- 1				
1- 0	0- 0	0- 0	AWAY	0- 0	0- 0	1- 0				
0- 0	0- 0	0- 0	NEUTRAL	0- 0	0- 0	0- 0				

RPI 1-25				RPI 26-50				RPI 51-100				RPI 101+ Team's RPI: 262			
RPI	S	Opponent	Score	RPI	S	Opponent	Score	RPI	S	Opponent	Score	RPI	S	Opponent	Score
11	A	Mississippi St.	38 110	28	A	Maryland	36 93	60	A	Ohio	62 87	123	A	Virginia	41 55
								63	A	Old Dominion	51 81	151	A	West Virginia	37 78
								75	A	Minnesota	52 84	173	N	UAB	61 86
								92	A	FGCU	61 93	245	A	Niagara	69 71
												252	A	Marshall	67 88
												284	H	UMBC	52 57
												346	H	Savannah St.	70 76
												347	A	Delaware St.	71 57
LAST 12 Division I GAMES:															
347	A	Delaware St.	71 57	63	A	Old Dominion	51 81	173	N	UAB	61 86	92	A	FGCU	61 93
346	H	Savannah St.	70 76	245	A	Niagara	69 71	75	A	Minnesota	52 84	60	A	Ohio	62 87
123	A	Virginia	41 55												
252	A	Marshall	67 88												
11	A	Mississippi St.	38 110												
284	H	UMBC	52 57												

Non-Div I Games:

Coppin St.

Average RPI Win:	281
Average RPI Loss:	150

Average RPI Win: 281		WON-LOST	WINNING	LAST 10	STRENGTH OF	OPP. STRENGTH	TEAM	ADJ.	CONF.	ADJ CONF.
Average RPI Loss: 150		RECORD	PCT. RANK	GAMES	SCHEDULE	OF SCHEDULE	RPI	RPI	RPI	RPI
DIV. I ONLY		6- 5	141	6-4	273	301	192	192	10	10
DIV. I NON-CONF.		6- 5	143	1- 0	277	297	198	198	12	12
TOTALS		RPI 1-25	RPI 26-50	W-L RECORDS	RPI 51-100	RPI 101-150	RPI 150+			
6- 5	0- 0		0- 0	OVERALL	0- 1	0- 2	6- 2			
5- 0	0- 0		0- 0	HOME	0- 0	0- 0	5- 0			
1- 5	0- 0		0- 0	AWAY	0- 1	0- 2	1- 2			
0- 0	0- 0		0- 0	NEUTRAL	0- 0	0- 0	0- 0			
6- 5	0- 0		0- 0	NON-CONFERENCE	0- 1	0- 2	6- 2			
5- 0	0- 0		0- 0	HOME	0- 0	0- 0	5- 0			
1- 5	0- 0		0- 0	AWAY	0- 1	0- 2	1- 2			
0- 0	0- 0		0- 0	NEUTRAL	0- 0	0- 0	0- 0			
0- 0	0- 0		0- 0	CONFERENCE	0- 0	0- 0	0- 0			
0- 0	0- 0		0- 0	HOME	0- 0	0- 0	0- 0			
0- 0	0- 0		0- 0	AWAY	0- 0	0- 0	0- 0			
0- 0	0- 0		0- 0	NEUTRAL	0- 0	0- 0	0- 0			

RPI 1-25				RPI 26-50				RPI 51-100				RPI 101+ Team's RPI: 192					
RPI	S	Opponent	Score	RPI	S	Opponent	Score	RPI	S	Opponent	Score	RPI	S	Opponent	Score		
								75	A	Minnesota	45	65	113	A	Lehigh	54	67
												138	A	Stony Brook	61	63	
												182	A	Colorado St.	53	56	
												201	H	St. Bonaventure	58	44	
												213	H	Hampton	79	53	
												244	A	Binghamton	61	72	
												296	H	UMass Lowell	63	54	
												300	H	Albany (NY)	48	34	
												329	A	Lafayette	62	59	
												347	H	Delaware St.	94	59	
LAST 12 Division I GAMES:																	
				201	H	St. Bonaventure	58	44	329	A	Lafayette	62	59				
				213	H	Hampton	79	53	347	H	Delaware St.	94	59				
				296	H	UMass Lowell	63	54	138	A	Stony Brook	61	63				
				300	H	Albany (NY)	48	34	113	A	Lehigh	54	67				
				244	A	Binghamton	61	72	182	A	Colorado St.	53	56				
									75	A	Minnesota	45	65				

Non-Div l Games:

Cornel I

Average RPI Loss: 38

DIV. I ONLY	8- 8	167	6-4	37	28	84	84	5	5
DIV. I NON-CONF.	6- 5	143	0- 0	78	57	95	95	5	5
TOTALS	RPI 1-25	RPI 26-50	W-L RECORDS	RPI 51-100	RPI 101-150	RPI 150+			
8- 8	0- 4	1- 2	OVERALL	2- 2	1- 0	4- 0			
3- 4	0- 3	0- 1	HOME	2- 0	0- 0	1- 0			
3- 4	0- 1	1- 1	AWAY	0- 2	0- 0	2- 0			
2- 0	0- 0	0- 0	NEUTRAL	0- 0	1- 0	1- 0			
6- 5	0- 3	0- 1	NON-CONFERENCE	1- 1	1- 0	4- 0			
2- 3	0- 3	0- 0	HOME	1- 0	0- 0	1- 0			
2- 2	0- 0	0- 1	AWAY	0- 1	0- 0	2- 0			
2- 0	0- 0	0- 0	NEUTRAL	0- 0	1- 0	1- 0			
2- 3	0- 1	1- 1	CONFERENCE	1- 1	0- 0	0- 0			
1- 1	0- 0	0- 1	HOME	1- 0	0- 0	0- 0			
1- 2	0- 1	1- 0	AWAY	0- 1	0- 0	0- 0			
0- 0	0- 0	0- 0	NEUTRAL	0- 0	0- 0	0- 0			

RPI 1-25					RPI 26-50					RPI 51-100					RPI 101+				
RPI	S	Opponent	Score		RPI	S	Opponent	Score		RPI	S	Opponent	Score		RPI	S	Opponent	Score	
12	H	Drake	69	85	30	A	South Dakota St.	48	74	72	A	UNI	55	65	146	N	South Fla.	83	76
13	A	Marquette	67	85	43	H	Villanova	52	54	91	H	Nebraska	74	65	177	N	Vanderbilt	75	55
17	H	South Dakota	65	77	45	A	DePaul	85	82	95	H	Georgetown	65	38	246	A	Wichita St.	83	71
23	H	Florida St.	52	71						97	A	Seton Hall	75	82	297	H	Omaha	66	51
															321	A	North Dakota St.	86	51
LAST 12 Division I GAMES:																			
					97	A	Seton Hall	75	82	13	A	Marquette	67	85					
					95	H	Georgetown	65	38	45	A	DePaul	85	82					
					43	H	Villanova	52	54	177	N	Vanderbilt	75	55					
					297	H	Omaha	66	51	146	N	South Fla.	83	76					
					91	H	Nebraska	74	65	23	H	Florida St.	52	71					
					12	H	Drake	69	85	246	A	Wichita St.	83	71					

Non-Div I Games:

Creighton

D
a
r
t
m
o
u
t
h

Dartmouth				Through Games Of Jan. 11, 2019									
Average RPI	Win:	270	WON-LOST	WINNING	LAST 10		STRENGTH OF	OPP. STRENGTH	TEAM	ADJ.	CONF.	ADJ	CONF.
Average RPI	Loss:	159	RECORD	PCT. RANK	GAMES		SCHEDULE	OF SCHEDULE	RPI	RPI	RPI	RPI	RPI
DIV. I ONLY			7- 6	144	5-5		305	250	221	221	10	10	
DIV. I NON-CONF.			7- 6	153	0- 1		295	252	234	234	12	12	

TOTALS		RPI 1-25		RPI 26-50		W-L RECORDS		RPI 51-100		RPI 101-150		RPI 150+	
7- 6		0- 0		0- 0		OVERALL		0- 3		1- 0		6- 3	
5- 1		0- 0		0- 0		HOME		0- 1		1- 0		4- 0	
2- 3		0- 0		0- 0		AWAY		0- 1		0- 0		2- 2	
0- 2		0- 0		0- 0		NEUTRAL		0- 1		0- 0		0- 1	
7- 6		0- 0		0- 0		NON-CONFERENCE		0- 3		1- 0		6- 3	
5- 1		0- 0		0- 0		HOME		0- 1		1- 0		4- 0	
2- 3		0- 0		0- 0		AWAY		0- 1		0- 0		2- 2	
0- 2		0- 0		0- 0		NEUTRAL		0- 1		0- 0		0- 1	
0- 0		0- 0		0- 0		CONFERENCE		0- 0		0- 0		0- 0	
0- 0		0- 0		0- 0		HOME		0- 0		0- 0		0- 0	
0- 0		0- 0		0- 0		AWAY		0- 0		0- 0		0- 0	
0- 0		0- 0		0- 0		NEUTRAL		0- 0		0- 0		0- 0	

RPI 1-25				RPI 26-50				RPI 51-100				RPI 101+ Team's RPI: 221			
RPI	S	Opponent	Score	RPI	S	Opponent	Score	RPI	S	Opponent	Score	RPI	S	Opponent	Score
								51	H	Buffalo	69 75	145	H	Boston U.	64 44
								77	N	Middle Tenn.	58 70	215	A	Cal St. Fullerton	62 67
								88	A	Boston College	68 99	228	A	San Diego	76 78
												244	H	Binghamton	63 39
												279	H	Fairfield	59 46
												294	N	UC Santa Barbara	56 62
												296	H	UMass Lowell	70 54
												307	A	New Hampshire	62 42
												308	A	Vermont	66 42
												313	H	Loyola Maryland	54 41
LAST 12 Division I GAMES:															
				294	N	UC Santa Barbara	56 62	307	A	New Hampshire	62 42				
				244	H	Binghamton	63 39	51	H	Buffalo	69 75				
				88	A	Boston College	68 99	296	H	UMass Lowell	70 54				
				215	A	Cal St. Fullerton	62 67	279	H	Fairfield	59 46				
				77	N	Middle Tenn.	58 70	145	H	Boston U.	64 44				
				308	A	Vermont	66 42	228	A	San Diego	76 78				

Non-Div I Games:

Dartmouth

D
a
r
t
m
o
u
t
h

Average RPI Win:	202	WON-LOST	WINNING	LAST 10	STRENGTH OF	OPP. STRENGTH	TEAM	ADJ.	CONF.	ADJ CONF.
Average RPI Loss:	147	RECORD	PCT. RANK	GAMES	SCHEDULE	OF SCHEDULE	RPI	RPI	RPI	RPI
DIV. I ONLY	7- 7	167	6-4	172	191	155	155	17	17	
DIV. I NON-CONF.	5- 7	206	0- 0	179	169	191	191	18	18	

TOTALS	RPI 1-25	RPI 26-50	W-L RECORDS	RPI 51-100	RPI 101-150	RPI 150+				
7- 7	0- 1	0- 0	OVERALL	1- 1	2- 2	4- 3				
4- 1	0- 0	0- 0	HOME	0- 0	1- 1	3- 0				
3- 6	0- 1	0- 0	AWAY	1- 1	1- 1	1- 3				
0- 0	0- 0	0- 0	NEUTRAL	0- 0	0- 0	0- 0				
5- 7	0- 1	0- 0	NON-CONFERENCE	1- 1	1- 2	3- 3				
3- 1	0- 0	0- 0	HOME	0- 0	1- 1	2- 0				
2- 6	0- 1	0- 0	AWAY	1- 1	0- 1	1- 3				
0- 0	0- 0	0- 0	NEUTRAL	0- 0	0- 0	0- 0				
2- 0	0- 0	0- 0	CONFERENCE	0- 0	1- 0	1- 0				
1- 0	0- 0	0- 0	HOME	0- 0	0- 0	1- 0				
1- 0	0- 0	0- 0	AWAY	0- 0	1- 0	0- 0				
0- 0	0- 0	0- 0	NEUTRAL	0- 0	0- 0	0- 0				

RPI 1-25				RPI 26-50				RPI 51-100				RPI 101+				Team's RPI: 155
RPI	S	Opponent	Score	RPI	S	Opponent	Score	RPI	S	Opponent	Score	RPI	S	Opponent	Score	
9	A	NC State	45 75					67	A	Clemson	90 80	128	H	William & Mary	76 65	
								94	A	Princeton	57 65	131	A	Charlotte	66 78	
												139	H	Appalachian St.	78 81	
												147	A	Duquesne	62 47	
												180	H	High Point	71 62	
												188	A	Elon	72 73	
												214	A	Gardner-Webb	49 54	
												229	H	George Mason	67 59	
												256	A	UNC Asheville	56 69	
												317	H	Presbyterian	83 56	
												348	A	Charleston So.	72 34	
LAST 12 Division I GAMES:																
147	A	Duquesne	62 47	131	A	Charlotte	66 78									
229	H	George Mason	67 59	317	H	Presbyterian	83 56									
9	A	NC State	45 75	67	A	Clemson	90 80									
128	H	William & Mary	76 65	188	A	Elon	72 73									
256	A	UNC Asheville	56 69	94	A	Princeton	57 65									
139	H	Appalachian St.	78 81	180	H	High Point	71 62									

Non-Div I Games: Queens (NC) 80 47

Davidson

Average RPI Win: 175

Average RPI Loss: 48

WON-LOST
RECORDWINNING
PCT. RANKLAST 10
GAMESSTRENGTH OF
SCHEDULEOPP. STRENGTH
OF SCHEDULETEAM
RPIADJ.
RPICONF.
RPIADJ CONF.
RPIDIV. I ONLY
DIV. I NON-CONF.7- 6
5- 6144
1776-4
0- 016
6178
17378
6878
6817
1817
18

TOTALS

RPI 1-25

RPI 26-50

W-L RECORDS

RPI 51-100

RPI 101-150

RPI 150+

7- 6
6- 1
0- 4
1- 10- 0
0- 0
0- 0
0- 01- 4
0- 1
0- 3
1- 0OVERALL
HOME
AWAY
NEUTRAL2- 2
2- 0
0- 1
0- 10- 0
0- 0
0- 0
0- 04- 0
4- 0
0- 0
0- 05- 6
4- 1
0- 4
1- 10- 0
0- 0
0- 0
0- 01- 4
0- 1
0- 3
1- 0NON-CONFERENCE
HOME
AWAY
NEUTRAL2- 2
2- 0
0- 1
0- 10- 0
0- 0
0- 0
0- 02- 0
2- 0
0- 0
0- 02- 0
2- 0
0- 0
0- 00- 0
0- 0
0- 0
0- 00- 0
0- 0
0- 0
0- 0CONFERENCE
HOME
AWAY
NEUTRAL0- 0
0- 0
0- 0
0- 00- 0
0- 0
0- 0
0- 02- 0
2- 0
0- 0
0- 0

RPI 1-25

RPI 26-50

RPI 51-100

Team's RPI: 78



RPI 101+



RPI S Opponent Score



RPI S Opponent Score

RPI S Opponent Score



RPI S Opponent Score


27  Northeastern 79  84



28  Maryland 71  82


35  South Carolina 55  65


39 N Georgia Tech 85 66

48  Green Bay 35  51

51  Buffalo 72 59


71  James Madison 55  68

76 N Virginia Tech 57  69

89  Toledo 70 49

187  Massachusetts 75 47


257  La Salle 84 45

258  Colgate 67 58


343  Evansville 69 30


LAST 12 Division I GAMES:



187  Massachusetts 75 47


257  La Salle 84 45


39 N Georgia Tech 85 66


89  Toledo 70 49



27  Northeastern 79  84



28  Maryland 71  82



76 N Virginia Tech 57  69

343  Evansville 69 30

51  Buffalo 72 59

71  James Madison 55  68

35  South Carolina 55  65

48  Green Bay 35  51

Non-Div I Games:

Dayton

Average RPI Win: 159

Average RPI Loss: 22

WON-LOST
RECORDWINNING
PCT. RANKLAST 10
GAMESSTRENGTH OF
SCHEDULEOPP. STRENGTH
OF SCHEDULETEAM
RPIADJ.
RPICONF.
RPIADJ CONF.
RPIDIV. I ONLY
DIV. I NON-CONF.11- 5
9- 381
627-3
0- 066
955
1545
3945
395
55
5

TOTALS

RPI 1-25

RPI 26-50

W-L RECORDS

RPI 51-100

RPI 101-150

RPI 150+

11- 5

0- 4

1- 0

OVERALL

4- 1

2- 0

4- 0

6- 2

0- 1

1- 0

HOME

1- 1

1- 0

3- 0

3- 2

0- 2

0- 0

AWAY

1- 0

1- 0

1- 0

2- 1

0- 1

0- 0

NEUTRAL

2- 0

0- 0

0- 0

9- 3

0- 3

1- 0

NON-CONFERENCE

3- 0

1- 0

4- 0

5- 1

0- 1

1- 0

HOME

1- 0

0- 0

3- 0

2- 1

0- 1

0- 0

AWAY

0- 0

1- 0

1- 0

2- 1

0- 1

0- 0

NEUTRAL

2- 0

0- 0

0- 0

2- 2

0- 1

0- 0

CONFERENCE

1- 1

1- 0

0- 0

1- 1

0- 0

0- 0

HOME

0- 1

1- 0

0- 0

1- 1

0- 1

0- 0

AWAY

1- 0

0- 0

0- 0

0- 0

0- 0

0- 0

NEUTRAL

0- 0

0- 0

0- 0

RPI 1-25

RPI	S	Opponent	Score
1	H	Notre Dame	77 101
4	N	Syracuse	81 83
7	A	UConn	63 99
13	A	Marquette	63 96

RPI 26-50

Team's RPI: 45

RPI	S	Opponent	Score
48	H	Green Bay	73 64

RPI 51-100

RPI	S	Opponent	Score
52	N	Kansas St.	79 59
80	H	Northwestern	76 60
84	H	Creighton	82 85
94	N	Princeton	82 67
95	A	Georgetown	69 64

RPI 101+

RPI	S	Opponent	Score
107	H	Providence	88 62
137	A	Oklahoma	87 76
233	A	Loyola Chi cago	102 76
255	H	Temple	102 88
306	H	Tennessee St.	95 73
346	H	Savannah St.	124 61

LAST 12 Division I GAMES:

95	A	Georgetown	69 64	84	H	Creighton	82 85
13	A	Marquette	63 96	233	A	Loyola Chi cago	102 76
107	H	Providence	88 62	306	H	Tennessee St.	95 73
7	A	UConn	63 99	137	A	Oklahoma	87 76
346	H	Savannah St.	124 61	80	H	Northwestern	76 60
4	N	Syracuse	81 83	255	H	Temple	102 88

DePaul

DePaul

Non-Div I Games:

DePaul

Loss,
Non-Conf,
S Site,
H Home
A Away
N Neutral

Delaware

Delaware										
Average RPI Win:		270	WON-LOST		WINNING	LAST 10		STRENGTH OF		OPP. STRENGTH
Average RPI Loss:		108	RECORD		PCT. RANK	GAMES		SCHEDULE		OF SCHEDULE
DIV. I ONLY		5- 9	241		3-7	93		314		200
DIV. I NON-CONF.		5- 7	206		1- 0	126		318		200
TOTALS		RPI 1-25	RPI 26-50		W-L RECORDS		RPI 51-100		RPI 101-150	
5- 9		0- 1	0- 1		OVERALL		0- 3		0- 2	
2- 4		0- 1	0- 1		HOME		0- 2		0- 0	
1- 3		0- 0	0- 0		AWAY		0- 1		0- 1	
2- 2		0- 0	0- 0		NEUTRAL		0- 0		0- 1	
5- 7		0- 1	0- 1		NON-CONFERENCE		0- 1		0- 2	
2- 2		0- 1	0- 1		HOME		0- 0		0- 0	
1- 3		0- 0	0- 0		AWAY		0- 1		0- 1	
2- 2		0- 0	0- 0		NEUTRAL		0- 0		0- 1	
0- 2		0- 0	0- 0		CONFERENCE		0- 2		0- 0	
0- 2		0- 0	0- 0		HOME		0- 2		0- 0	
0- 0		0- 0	0- 0		AWAY		0- 0		0- 0	
0- 0		0- 0	0- 0		NEUTRAL		0- 0		0- 0	

RPI 1-25				RPI 26-50				RPI 51-100				RPI 101+ Team's RPI: 200			
RPI	S	Opponent	Score	RPI	S	Opponent	Score	RPI	S	Opponent	Score	RPI	S	Opponent	Score
22	H	UCF	60 71	28	H	Maryland	53 77	71	H	James Madison	43 68	136	N	Montana St.	60 69
								72	A	UNI	67 79	145	A	Boston U.	61 72
								87	H	Towson	48 56	174	N	Nicholls St.	71 56
												186	N	Bradley	47 59
												214	H	Gardner-Webb	69 45
												229	A	George Mason	46 72
												286	H	Saint Joseph's	48 39
												329	N	Lafayette	65 47
												347	A	Delaware St.	85 77
LAST 12 Division I GAMES:															
329	N	Lafayette	65 47	71	H	James Madison	43 68	286	H	Saint Joseph's	48 39				
174	N	Nicholls St.	71 56	28	H	Maryland	53 77	214	H	Gardner-Webb	69 45				
87	H	Towson	48 56					22	H	UCF	60 71				
145	A	Boston U.	61 72					229	A	George Mason	46 72				
186	N	Bradley	47 59												
347	A	Delaware St.	85 77												

Non-Div I Games:

Delaware

Average RPI Win:	0	WON-LOST	WINNING	LAST 10	STRENGTH OF	OPP. STRENGTH	TEAM	ADJ.	CONF.	ADJ CONF.
Average RPI Loss:	204	RECORD	PCT. RANK	GAMES	SCHEDULE	OF SCHEDULE	RPI	RPI	RPI	RPI
DIV. I ONLY	0- 11	345	1-9	289	261	347	347	32	32	
DIV. I NON-CONF.	0- 9	336	0- 0	207	264	339	339	32	32	

TOTALS	RPI 1-25	RPI 26-50	W-L RECORDS	RPI 51-100	RPI 101-150	RPI 150+				
0- 11	0- 0	0- 0	OVERALL	0- 2	0- 0	0- 9				
0- 3	0- 0	0- 0	HOME	0- 1	0- 0	0- 2				
0- 8	0- 0	0- 0	AWAY	0- 1	0- 0	0- 7				
0- 0	0- 0	0- 0	NEUTRAL	0- 0	0- 0	0- 0				
0- 9	0- 0	0- 0	NON-CONFERENCE	0- 2	0- 0	0- 7				
0- 2	0- 0	0- 0	HOME	0- 1	0- 0	0- 1				
0- 7	0- 0	0- 0	AWAY	0- 1	0- 0	0- 6				
0- 0	0- 0	0- 0	NEUTRAL	0- 0	0- 0	0- 0				
0- 2	0- 0	0- 0	CONFERENCE	0- 0	0- 0	0- 2				
0- 1	0- 0	0- 0	HOME	0- 0	0- 0	0- 1				
0- 1	0- 0	0- 0	AWAY	0- 0	0- 0	0- 1				
0- 0	0- 0	0- 0	NEUTRAL	0- 0	0- 0	0- 0				

RPI 1-25				RPI 26-50				RPI 51-100				RPI 101+ Team's RPI : 347					
RPI	S	Opponent	Score	RPI	S	Opponent	Score	RPI	S	Opponent	Score	RPI	S	Opponent	Score		
								71	H	James Madison	57	103	160	A	Xavier	59	80
								85	A	St. John's (NY)	44	82	168	A	VCU	55	97
													192	A	Cornell	59	94
													200	H	Delaware	77	85
													252	A	Marshall	63	75
													255	A	Temple	61	75
													262	H	Coppin St.	57	71
													298	A	Robert Morris	63	64
													301	A	Norfolk St.	50	63
LAST 12 Division I GAMES:																	
				262	H	Coppin St.	57	71		252	A	Marshall	63	75			
				301	A	Norfolk St.	50	63		298	A	Robert Morris	63	64			
				168	A	VCU	55	97		192	A	Cornell	59	94			
				71	H	James Madison	57	103		160	A	Xavier	59	80			
				255	A	Temple	61	75		85	A	St. John's (NY)	44	82			
										200	H	Delaware	77	85			

Non-Div I Games: Post 65 53 Cheyney 79 59

Delaware St.

Average RPI Win:	159	WON-LOST	WINNING	LAST 10	STRENGTH OF	OPP. STRENGTH	TEAM	ADJ.	CONF.	ADJ CONF.
Average RPI Loss:	131	RECORD	PCT. RANK	GAMES	SCHEDULE	OF SCHEDULE	RPI	RPI	RPI	RPI
DIV. I ONLY	10- 8	140	4-6	227	50	154	154	18	18	
DIV. I NON-CONF.	7- 6	153	0- 0	234	37	179	179	15	15	

TOTALS	RPI 1-25	RPI 26-50	W-L RECORDS	RPI 51-100	RPI 101-150	RPI 150+				
10- 8	1- 0	0- 2	OVERALL	2- 2	1- 0	6- 4				
8- 1	1- 0	0- 0	HOME	2- 0	1- 0	4- 1				
2- 7	0- 0	0- 2	AWAY	0- 2	0- 0	2- 3				
0- 0	0- 0	0- 0	NEUTRAL	0- 0	0- 0	0- 0				
7- 6	0- 0	0- 1	NON-CONFERENCE	2- 2	1- 0	4- 3				
6- 1	0- 0	0- 0	HOME	2- 0	1- 0	3- 1				
1- 5	0- 0	0- 1	AWAY	0- 2	0- 0	1- 2				
0- 0	0- 0	0- 0	NEUTRAL	0- 0	0- 0	0- 0				
3- 2	1- 0	0- 1	CONFERENCE	0- 0	0- 0	2- 1				
2- 0	1- 0	0- 0	HOME	0- 0	0- 0	1- 0				
1- 2	0- 0	0- 1	AWAY	0- 0	0- 0	1- 1				
0- 0	0- 0	0- 0	NEUTRAL	0- 0	0- 0	0- 0				

RPI	S	Opponent	Score	RPI	S	Opponent	Score	RPI	S	Opponent	Score	RPI	S	Opponent	Score	Team's RPI: 154
17	H	South Dakota	104 99	30	A	South Dakota St.	59 76	58	A	Northern Colo.	66 74	149	H	American	83 54	
				38	A	Wyoming	74 78	62	H	Lamar University	117 110	171	H	North Dakota	87 66	
								91	A	Nebraska	71 96	175	H	UMKC	92 75	
								100	H	Loyola Marymount	104 75	182	A	Colorado St.	79 84	
												189	A	New Mexico St.	64 66	
												196	H	Air Force	92 66	
												201	H	St. Bonaventure	76 62	
												209	H	Samford	83 87	
												224	A	Southern Utah	71 70	
												248	A	Western Ill.	78 87	
												297	A	Omaha	95 68	

LAST 12 Division I GAMES:																
30	A	South Dakota St.	59 76	297	A	Omaha	95 68	182	A	Colorado St.	79 84	209	H	Samford	83 87	
171	H	North Dakota	87 66	91	A	Nebraska	71 96	189	A	New Mexico St.	64 66					
17	H	South Dakota	104 99	224	A	Southern Utah	71 70									
248	A	Western Ill.	78 87													
38	A	Wyoming	74 78													
100	H	Loyola Marymount	104 75													

Non-Div I Games:

Denver

Average RPI Win:	341	WON-LOST	WINNING	LAST 10	STRENGTH OF	OPP. STRENGTH	TEAM	ADJ.	CONF.	ADJ CONF.
Average RPI Loss:	188	RECORD	PCT. RANK	GAMES	SCHEDULE	OF SCHEDULE	RPI	RPI	RPI	RPI

DIV. I ONLY	1- 13	340	1-9	257	281	334	334	19	19
DIV. I NON-CONF.	1- 9	326	0- 0	220	317	324	324	16	16
TOTALS	RPI 1-25	RPI 26-50	W-L RECORDS	RPI 51-100	RPI 101-150	RPI 150+			
1- 13	0- 0	0- 0	OVERALL	0- 2	0- 4	1- 7			
0- 5	0- 0	0- 0	HOME	0- 0	0- 2	0- 3			
1- 8	0- 0	0- 0	AWAY	0- 2	0- 2	1- 4			
0- 0	0- 0	0- 0	NEUTRAL	0- 0	0- 0	0- 0			
1- 9	0- 0	0- 0	NON-CONFERENCE	0- 2	0- 2	1- 5			
0- 3	0- 0	0- 0	HOME	0- 0	0- 1	0- 2			
1- 6	0- 0	0- 0	AWAY	0- 2	0- 1	1- 3			
0- 0	0- 0	0- 0	NEUTRAL	0- 0	0- 0	0- 0			
0- 4	0- 0	0- 0	CONFERENCE	0- 0	0- 2	0- 2			
0- 2	0- 0	0- 0	HOME	0- 0	0- 1	0- 1			
0- 2	0- 0	0- 0	AWAY	0- 0	0- 1	0- 1			
0- 0	0- 0	0- 0	NEUTRAL	0- 0	0- 0	0- 0			

RPI S Opponent	Score	RPI S Opponent	Score	RPI S Opponent	Score	RPI S Opponent	Score	Team's RPI: 334
69 A Mi chi gan				62 95		114 H Mi ami (OH)	59 78	
89 A Tol edo				60 77		126 H Youngstown St.	59 85	
						130 A IUPUI	47 82	
						132 A Ohio St.	41 55	
						208 A Bowl ing Green	73 79	
						222 A Eastern Mi ch.	53 60	
						233 A Loyol a Chi cago	43 52	
						251 H Cle veland St.	49 67	
						278 A Oakl and	67 74	
						293 H Western Mi ch.	44 54	
						297 H Omaha	42 51	
						341 A Manhattan	58 56	
LAST 12 Division I GAMES:								
130 A IUPUI	47 82	89 A Tol edo	60 77					
278 A Oakl and	67 74	208 A Bowl ing Green	73 79					
251 H Cle veland St.	49 67	293 H Western Mi ch.	44 54					
126 H Youngstown St.	59 85	222 A Eastern Mi ch.	53 60					
69 A Mi chi gan	62 95	297 H Omaha	42 51					
114 H Mi ami (OH)	59 78	341 A Manhattan	58 56					

Non-Div I Games: Mi ch. -Dearborn 68 60

Detroit Mercy

Average RPI Win:	126	WON-LOST	WINNING	LAST 10	STRENGTH OF	OPP. STRENGTH	TEAM	ADJ.	CONF.	ADJ CONF.
Average RPI Loss:	12	RECORD	PCT. RANK	GAMES	SCHEDULE	OF SCHEDULE	RPI	RPI	RPI	RPI
DIV. I ONLY	10- 4	67	6-4	6	10	12	12	13	13	
DIV. I NON-CONF.	7- 4	109	1- 0	10	1	13	13	13	13	

TOTALS	RPI 1-25	RPI 26-50	W-L RECORDS	RPI 51-100	RPI 101-150	RPI 150+				
10- 4	2- 3	1- 1	OVERALL	2- 0	0- 0	5- 0				
3- 1	1- 1	0- 0	HOME	0- 0	0- 0	2- 0				
5- 2	0- 1	0- 1	AWAY	2- 0	0- 0	3- 0				
2- 1	1- 1	1- 0	NEUTRAL	0- 0	0- 0	0- 0				
7- 4	2- 3	1- 1	NON-CONFERENCE	2- 0	0- 0	2- 0				
2- 1	1- 1	0- 0	HOME	0- 0	0- 0	1- 0				
3- 2	0- 1	0- 1	AWAY	2- 0	0- 0	1- 0				
2- 1	1- 1	1- 0	NEUTRAL	0- 0	0- 0	0- 0				
3- 0	0- 0	0- 0	CONFERENCE	0- 0	0- 0	3- 0				
1- 0	0- 0	0- 0	HOME	0- 0	0- 0	1- 0				
2- 0	0- 0	0- 0	AWAY	0- 0	0- 0	2- 0				
0- 0	0- 0	0- 0	NEUTRAL	0- 0	0- 0	0- 0				

RPI	S	Opponent	Score	RPI	S	Opponent	Score	RPI	S	Opponent	Score	RPI	S	Opponent	Score
1	N	Notre Dame	64 82	30	A	South Dakota St.	71 80	84	A	Creighton	85 69	159	H	CSUN	73 63
3	A	Iowa St.	81 86	35	N	South Carolina	90 85	91	A	Nebraska	83 77	184	A	Illinois St.	82 64
14	H	Iowa	82 91									186	A	Bradley	92 63
17	H	South Dakota	76 64									233	H	Loyola Chicago	69 60
19	N	Rutgers	69 59									248	A	Western Ill.	98 71

LAST 12 Division I GAMES:															
35	N	South Carolina	90 85	186	A	Bradley	92 63	14	H	Iowa	82 91	3	A	Iowa St.	81 86
1	N	Notre Dame	64 82	14	H	Iowa	82 91	30	A	South Dakota St.	71 80	84	A	Creighton	85 69
233	H	Loyola Chicago	69 60	3	A	Iowa St.	81 86	19	N	Rutgers	69 59				
184	A	Illinois St.	82 64												
159	H	CSUN	73 63												
17	H	South Dakota	76 64												

Non-Div I Games:

Clarke

91 43

Drake

Average RPI Win:	252	WON-LOST	WINNING	LAST 10	STRENGTH OF	OPP. STRENGTH	TEAM	ADJ.	CONF.	ADJ CONF.
Average RPI Loss:	76	RECORD	PCT. RANK	GAMES	SCHEDULE	OF SCHEDULE	RPI	RPI	RPI	RPI
DIV. I ONLY	8- 5	110	6-4	175	245	164	164	11	11	
DIV. I NON-CONF.	8- 3	72	1- 0	238	243	133	133	14	14	

TOTALS	RPI 1-25	RPI 26-50	W-L RECORDS	RPI 51-100	RPI 101-150	RPI 150+				
8- 5	0- 0	0- 0	OVERALL	1- 5	0- 0	7- 0				
3- 4	0- 0	0- 0	HOME	1- 4	0- 0	2- 0				
4- 0	0- 0	0- 0	AWAY	0- 0	0- 0	4- 0				
1- 1	0- 0	0- 0	NEUTRAL	0- 1	0- 0	1- 0				
8- 3	0- 0	0- 0	NON-CONFERENCE	1- 3	0- 0	7- 0				
3- 2	0- 0	0- 0	HOME	1- 2	0- 0	2- 0				
4- 0	0- 0	0- 0	AWAY	0- 0	0- 0	4- 0				
1- 1	0- 0	0- 0	NEUTRAL	0- 1	0- 0	1- 0				
0- 2	0- 0	0- 0	CONFERENCE	0- 2	0- 0	0- 0				
0- 2	0- 0	0- 0	HOME	0- 2	0- 0	0- 0				
0- 0	0- 0	0- 0	AWAY	0- 0	0- 0	0- 0				
0- 0	0- 0	0- 0	NEUTRAL	0- 0	0- 0	0- 0				

RPI 1-25				RPI 26-50				RPI 51-100				RPI 101+				Team's RPI: 164
RPI	S	Opponent	Score	RPI	S	Opponent	Score	RPI	S	Opponent	Score	RPI	S	Opponent	Score	
								65	H	Bucknell	64 42	214	H	Gardner-Webb	65 48	
								66	H	Quinnipiac	52 56	257	A	La Salle	58 43	
								71	H	James Madison	35 51	269	N	Siena	51 39	
								73	H	Penn	39 55	276	A	Richmond	58 35	
								81	N	Wright St.	63 71	286	H	Saint Joseph's	51 34	
								87	H	Towson	54 55	308	A	Vermont	60 44	
												341	A	Manhattan	53 39	

LAST 12 Division I GAMES:																
308	A	Vermont	60 44	73	H	Penn	39 55	214	H	Gardner-Webb	65 48					
71	H	James Madison	35 51	81	N	Wright St.	63 71	341	A	Manhattan	53 39					
87	H	Towson	54 55	257	A	La Salle	58 43	269	N	Siena	51 39					
276	A	Richmond	58 35	286	H	Saint Joseph's	51 34									
65	H	Bucknell	64 42													

Non-Div I Games:

Drexel

Average RPI Win:	153	WON-LOST	WINNING	LAST 10	STRENGTH OF	OPP. STRENGTH	TEAM	ADJ.	CONF.	ADJ CONF.
Average RPI Loss:	43	RECORD	PCT. RANK	GAMES	SCHEDULE	OF SCHEDULE	RPI	RPI	RPI	RPI
DIV. I ONLY	8- 7	157	5-5	7	61	33	33	1	1	
DIV. I NON-CONF.	8- 4	91	0- 1	31	94	31	31	1	1	

TOTALS	RPI 1-25	RPI 26-50	W-L RECORDS	RPI 51-100	RPI 101-150	RPI 150+				
8- 7	0- 2	0- 3	OVERALL	2- 2	2- 0	4- 0				
5- 1	0- 1	0- 0	HOME	1- 0	1- 0	3- 0				
2- 4	0- 1	0- 2	AWAY	1- 1	1- 0	0- 0				
1- 2	0- 0	0- 1	NEUTRAL	0- 1	0- 0	1- 0				
8- 4	0- 0	0- 2	NON-CONFERENCE	2- 2	2- 0	4- 0				
5- 0	0- 0	0- 0	HOME	1- 0	1- 0	3- 0				
2- 2	0- 0	0- 1	AWAY	1- 1	1- 0	0- 0				
1- 2	0- 0	0- 1	NEUTRAL	0- 1	0- 0	1- 0				
0- 3	0- 2	0- 1	CONFERENCE	0- 0	0- 0	0- 0				
0- 1	0- 1	0- 0	HOME	0- 0	0- 0	0- 0				
0- 2	0- 1	0- 1	AWAY	0- 0	0- 0	0- 0				
0- 0	0- 0	0- 0	NEUTRAL	0- 0	0- 0	0- 0				

RPI	S	Opponent	Score	RPI	S	Opponent	Score	RPI	S	Opponent	Score	RPI	S	Opponent	Score
6	H	Louisville	51 73	26	N	Missouri	54 62	80	A	Northwestern	58 84	116	H	Marist	64 56
9	A	NC State	51 63	39	A	Georgia Tech	64 70	82	A	Maine	66 63	140	A	Wisconsin	60 53
				46	A	Oregon St.	57 71	92	H	FGCU	57 41	178	H	East Carolina	83 66
								98	N	Washington	64 71	188	H	Elon	81 64
												194	N	Ball St.	79 62
												232	H	UNLV	66 38

LAST 12 Division I GAMES:															
26	N	Missouri	54 62	9	A	NC State	51 63	92	H	FGCU	57 41	178	H	East Carolina	83 66
194	N	Ball St.	79 62	46	A	Oregon St.	57 71	232	H	UNLV	66 38	116	H	Marist	64 56
39	A	Georgia Tech	64 70												
6	H	Louisville	51 73												
140	A	Wisconsin	60 53												
98	N	Washington	64 71												

Non-Div I Games:

Duke

D
u
q
u
e
s
n
e

Duquesne				Through Games Of Jan. 11, 2019								
Average RPI	Win:	190	WON-LOST	WINNING	LAST 10	STRENGTH OF	OPP. STRENGTH	TEAM	ADJ.	CONF.	ADJ CONF.	
Average RPI	Loss:	92	RECORD	PCT. RANK	GAMES	SCHEDULE	OF SCHEDULE	RPI	RPI	RPI	RPI	
DIV. I ONLY		7- 8		183	5-5	117	66	147	147	17	17	
DIV. I NON-CONF.		6- 7		172	0- 0	92	68	120	120	18	18	

TOTALS		RPI 1-25		RPI 26-50		W-L RECORDS		RPI 51-100		RPI 101-150		RPI 150+
7- 8		0- 2		0- 1		OVERALL		2- 3		0- 0		5- 2
3- 3		0- 1		0- 0		HOME		0- 1		0- 0		3- 1
4- 3		0- 0		0- 1		AWAY		2- 2		0- 0		2- 0
0- 2		0- 1		0- 0		NEUTRAL		0- 0		0- 0		0- 1
6- 7		0- 2		0- 1		NON-CONFERENCE		2- 3		0- 0		4- 1
3- 2		0- 1		0- 0		HOME		0- 1		0- 0		3- 0
3- 3		0- 0		0- 1		AWAY		2- 2		0- 0		1- 0
0- 2		0- 1		0- 0		NEUTRAL		0- 0		0- 0		0- 1
1- 1		0- 0		0- 0		CONFERENCE		0- 0		0- 0		1- 1
0- 1		0- 0		0- 0		HOME		0- 0		0- 0		0- 1
1- 0		0- 0		0- 0		AWAY		0- 0		0- 0		1- 0
0- 0		0- 0		0- 0		NEUTRAL		0- 0		0- 0		0- 0

RPI 1-25				RPI 26-50				RPI 51-100				RPI 101+ Team's RPI: 147			
RPI	S	Opponent	Score	RPI	S	Opponent	Score	RPI	S	Opponent	Score	RPI	S	Opponent	Score
4	N	Syracuse	71 87	34	A	Texas	41 78	79	H	Pittsburgh	58 66	155	H	Davidson	47 62
22	H	UCF	63 71					83	A	TCU	48 61	201	A	St. Bonaventure	60 54
								86	A	Penn St.	64 58	202	H	Mt. St. Mary's	73 64
								89	A	Toledo	52 65	219	A	Saint Francis (PA)	93 73
								96	A	Kent St.	77 72	255	H	Temple	54 53
												268	H	ETSU	66 58
												271	N	Liberty	51 55

LAST 12 Division I GAMES:															
155	H	Davidson	47 62	271	N	Liberty	51 55	4	N	Syracuse	71 87	268	H	ETSU	66 58
201	A	St. Bonaventure	60 54					22	H	UCF	63 71	86	A	Penn St.	64 58
255	H	Temple	54 53					96	A	Kent St.	77 72				
79	H	Pittsburgh	58 66												
219	A	Saint Francis (PA)	93 73												
89	A	Toledo	52 65												

Non-Div I Games:

Duquesne

D
u
q
u
e
s
n
e

**E
T
S
U**

ETSU

ETSU

Average RPI Win:	261	WON-LOST	WINNING	LAST 10	STRENGTH OF	OPP. STRENGTH	TEAM	ADJ.	CONF.	ADJ CONF.
Average RPI Loss:	107	RECORD	PCT. RANK	GAMES	SCHEDULE	OF SCHEDULE	RPI	RPI	RPI	RPI
DIV. I ONLY	10- 5	86	5-5	271	248	178	178	9	9	
DIV. I NON-CONF.	9- 4	85	0- 0	306	251	196	196	9	9	

TOTALS	RPI 1-25	RPI 26-50	W-L RECORDS	RPI 51-100	RPI 101-150	RPI 150+				
10- 5	0- 0	0- 1	OVERALL	0- 1	1- 2	9- 1				
8- 1	0- 0	0- 0	HOME	0- 0	1- 0	7- 1				
0- 4	0- 0	0- 1	AWAY	0- 1	0- 2	0- 0				
2- 0	0- 0	0- 0	NEUTRAL	0- 0	0- 0	2- 0				
9- 4	0- 0	0- 1	NON-CONFERENCE	0- 0	1- 2	8- 1				
7- 1	0- 0	0- 0	HOME	0- 0	1- 0	6- 1				
0- 3	0- 0	0- 1	AWAY	0- 0	0- 2	0- 0				
2- 0	0- 0	0- 0	NEUTRAL	0- 0	0- 0	2- 0				
1- 1	0- 0	0- 0	CONFERENCE	0- 1	0- 0	1- 0				
1- 0	0- 0	0- 0	HOME	0- 0	0- 0	1- 0				
0- 1	0- 0	0- 0	AWAY	0- 1	0- 0	0- 0				
0- 0	0- 0	0- 0	NEUTRAL	0- 0	0- 0	0- 0				

RPI	S	Opponent	Score	RPI	S	Opponent	Score	RPI	S	Opponent	Score	RPI	S	Opponent	Score	Team's RPI: 178
33	A	Duke	66 83	74	A	Tulane	57 68	106	H	Wake Forest	70 61	128	A	William & Mary	43 63	
								131	A	Charlotte	46 52	169	H	UNCW	68 71	
								203	H	UMES	84 69	246	H	Wichita St.	78 56	
								250	H	Monmouth	73 67	263	H	Kennesaw St.	68 56	
								271	H	Liberty	66 63	291	H	USC Upstate	63 53	
								314	N	South Carolina St.	71 63	324	H	Grand Canyon	59 47	
								345	N	Longwood	61 52					
LAST 12 Division I GAMES:																
246	H	Wichita St.	78 56	314	N	South Carolina St.	71 63	345	N	Longwood	61 52	291	H	USC Upstate	63 53	
74	A	Tulane	57 68	345	N	Longwood	61 52	271	H	Liberty	66 63	131	A	Charlotte	46 52	
169	H	UNCW	68 71	271	H	Liberty	66 63	128	A	William & Mary	43 63					
33	A	Duke	66 83													
106	H	Wake Forest	70 61													
263	H	Kennesaw St.	68 56													

Non-Div I Games:

East Carolina

Average RPI Win:	208	WON-LOST	WINNING	LAST 10	STRENGTH OF	OPP. STRENGTH	TEAM	ADJ.	CONF.	ADJ CONF.
Average RPI Loss:	165	RECORD	PCT. RANK	GAMES	SCHEDULE	OF SCHEDULE	RPI	RPI	RPI	RPI
DIV. I ONLY	4- 7	239	4-6	152	299	216	216	21	21	
DIV. I NON-CONF.	3- 5	227	0- 0	161	261	206	206	20	20	

TOTALS	RPI 1-25	RPI 26-50	W-L RECORDS	RPI 51-100	RPI 101-150	RPI 150+				
4- 7	0- 1	0- 0	OVERALL	0- 1	2- 1	2- 4				
3- 1	0- 0	0- 0	HOME	0- 0	2- 0	1- 1				
0- 6	0- 1	0- 0	AWAY	0- 1	0- 1	0- 3				
1- 0	0- 0	0- 0	NEUTRAL	0- 0	0- 0	1- 0				
3- 5	0- 1	0- 0	NON-CONFERENCE	0- 1	1- 1	2- 2				
2- 0	0- 0	0- 0	HOME	0- 0	1- 0	1- 0				
0- 5	0- 1	0- 0	AWAY	0- 1	0- 1	0- 2				
1- 0	0- 0	0- 0	NEUTRAL	0- 0	0- 0	1- 0				
1- 2	0- 0	0- 0	CONFERENCE	0- 0	1- 0	0- 2				
1- 1	0- 0	0- 0	HOME	0- 0	1- 0	0- 1				
0- 1	0- 0	0- 0	AWAY	0- 0	0- 0	0- 1				
0- 0	0- 0	0- 0	NEUTRAL	0- 0	0- 0	0- 0				

RPI 1-25				RPI 26-50				RPI 51-100				RPI 101+				Team's RPI: 216
RPI	S	Opponent	Score	RPI	S	Opponent	Score	RPI	S	Opponent	Score	RPI	S	Opponent	Score	
18	A	Butler	37 72					90	A	Northern Ill.	59 78	118	H	UT Martin	77 71	
												123	H	Indiana St.	63 39	
												150	A	Southern Ill.	59 73	
												179	A	Jacksonville St.	49 78	
												186	A	Bradley	64 67	
												225	H	SIUE	56 65	
												248	N	Western Ill.	64 62	
												309	A	Valparaiso	60 62	
												342	H	Purdue Fort Wayne	72 63	
LAST 12 Division I GAMES:																
179	A	Jacksonville St.	49 78	90	A	Northern Ill.	59 78	150	A	Southern Ill.	59 73					
225	H	SIUE	56 65					248	N	Western Ill.	64 62					
118	H	UT Martin	77 71					309	A	Valparaiso	60 62					
123	H	Indiana St.	63 39					186	A	Bradley	64 67					
18	A	Butler	37 72					342	H	Purdue Fort Wayne	72 63					

Non-Div I Games: Lincoln Christian 97 34 Eureka 104 48 Oakland City 102 43

Eastern III.

Average RPI Win:	0	WON-LOST	WINNING	LAST 10	STRENGTH OF	OPP. STRENGTH	TEAM	ADJ.	CONF.	ADJ CONF.
Average RPI Loss:	191	RECORD	PCT. RANK	GAMES	SCHEDULE	OF SCHEDULE	RPI	RPI	RPI	RPI
DIV. I ONLY	0- 12	345	2-8	101	335	326	326	21	21	
DIV. I NON-CONF.	0- 9	336	0- 1	14	339	261	261	20	20	

TOTALS	RPI 1-25	RPI 26-50	W-L RECORDS	RPI 51-100	RPI 101-150	RPI 150+				
0- 12	0- 1	0- 0	OVERALL	0- 1	0- 1	0- 9				
0- 2	0- 0	0- 0	HOME	0- 0	0- 0	0- 2				
0- 8	0- 0	0- 0	AWAY	0- 1	0- 1	0- 6				
0- 2	0- 1	0- 0	NEUTRAL	0- 0	0- 0	0- 1				
0- 9	0- 1	0- 0	NON-CONFERENCE	0- 1	0- 1	0- 6				
0- 2	0- 0	0- 0	HOME	0- 0	0- 0	0- 2				
0- 5	0- 0	0- 0	AWAY	0- 1	0- 1	0- 3				
0- 2	0- 1	0- 0	NEUTRAL	0- 0	0- 0	0- 1				
0- 3	0- 0	0- 0	CONFERENCE	0- 0	0- 0	0- 3				
0- 0	0- 0	0- 0	HOME	0- 0	0- 0	0- 0				
0- 3	0- 0	0- 0	AWAY	0- 0	0- 0	0- 3				
0- 0	0- 0	0- 0	NEUTRAL	0- 0	0- 0	0- 0				

RPI 1-25				RPI 26-50				RPI 51-100				RPI 101+ Team's RPI: 326			
RPI	S	Opponent	Score	RPI	S	Opponent	Score	RPI	S	Opponent	Score	RPI	S	Opponent	Score
23	N	Florida St.	45 62					60	A	Ohio	60 100	114	A	Miami (OH)	44 60
												151	A	West Virginia	29 78
												151	N	West Virginia	39 81
												163	A	Akron	54 63
												193	H	Saint Louis	43 70
												229	H	George Mason	75 91
												267	A	Murray St.	63 81
												293	A	Western Mich.	53 64
												306	A	Tennessee St.	38 60
												336	A	Austin Peay	65 100

LAST 12 Division I GAMES:															
151	N	West Virginia	39 81	229	H	George Mason	75 91	163	A	Akron	54 63	293	A	Western Mich.	53 64
306	A	Tennessee St.	38 60	151	A	West Virginia	29 78	60	A	Ohio	60 100	114	A	Miami (OH)	44 60
267	A	Murray St.	63 81	193	H	Saint Louis	43 70								
336	A	Austin Peay	65 100												

Non-Div I Games: Brescia 70 41 Ky. Christian 90 35

Eastern Ky.

Average RPI Win:	297	WON-LOST	WINNING	LAST 10	STRENGTH OF	OPP. STRENGTH	TEAM	ADJ.	CONF.	ADJ CONF.
Average RPI Loss:	106	RECORD	PCT. RANK	GAMES	SCHEDULE	OF SCHEDULE	RPI	RPI	RPI	RPI
DIV. I ONLY	6- 6	167	5-5	281	200	222	222	8	8	
DIV. I NON-CONF.	6- 4	125	0- 0	323	225	231	231	8	8	

TOTALS	RPI 1-25	RPI 26-50	W-L RECORDS	RPI 51-100	RPI 101-150	RPI 150+				
6- 6	0- 2	0- 0	OVERALL	0- 2	0- 1	6- 1				
4- 1	0- 0	0- 0	HOME	0- 1	0- 0	4- 0				
2- 2	0- 0	0- 0	AWAY	0- 1	0- 1	2- 0				
0- 3	0- 2	0- 0	NEUTRAL	0- 0	0- 0	0- 1				
6- 4	0- 2	0- 0	NON-CONFERENCE	0- 0	0- 1	6- 1				
4- 0	0- 0	0- 0	HOME	0- 0	0- 0	4- 0				
2- 1	0- 0	0- 0	AWAY	0- 0	0- 1	2- 0				
0- 3	0- 2	0- 0	NEUTRAL	0- 0	0- 0	0- 1				
0- 2	0- 0	0- 0	CONFERENCE	0- 2	0- 0	0- 0				
0- 1	0- 0	0- 0	HOME	0- 1	0- 0	0- 0				
0- 1	0- 0	0- 0	AWAY	0- 1	0- 0	0- 0				
0- 0	0- 0	0- 0	NEUTRAL	0- 0	0- 0	0- 0				

RPI 1-25				RPI 26-50				RPI 51-100				RPI 101+ Team's RPI: 222			
RPI	S	Opponent	Score	RPI	S	Opponent	Score	RPI	S	Opponent	Score	RPI	S	Opponent	Score
3	N	Iowa St.	59 85					51	H	Buffalo	84 91	143	A	Illinois	66 72
18	N	Butler	63 73					96	A	Kent St.	64 71	184	H	Illinois St.	50 41
												251	H	Cleveland St.	69 63
												322	N	UNC Greensboro	44 49
												328	H	UIC	52 38
												334	H	Detroit Mercy	60 53
												342	A	Purdue Fort Wayne	87 72
												345	A	Longwood	64 45
LAST 12 Division I GAMES:															
				51	H	Buffalo	84 91	342	A	Purdue Fort Wayne	87 72				
				96	A	Kent St.	64 71	334	H	Detroit Mercy	60 53				
				18	N	Butler	63 73	143	A	Illinois	66 72				
				322	N	UNC Greensboro	44 49	328	H	UIC	52 38				
				345	A	Longwood	64 45	3	N	Iowa St.	59 85				
				251	H	Cleveland St.	69 63	184	H	Illinois St.	50 41				

Non-Div I Games: Northwood 53 39

Eastern Mich.

Average RPI Win:	230	WON-LOST	WINNING	LAST 10	STRENGTH OF	OPP. STRENGTH	TEAM	ADJ.	CONF.	ADJ CONF.
Average RPI Loss:	96	RECORD	PCT. RANK	GAMES	SCHEDULE	OF SCHEDULE	RPI	RPI	RPI	RPI

DIV. I ONLY	2- 11	316	2-8	31	185	195	195	14	14
DIV. I NON-CONF.	0- 8	336	0- 0	9	185	229	229	10	10
<hr/>									
TOTALS	RPI 1-25	RPI 26-50	W-L RECORDS	RPI 51-100	RPI 101-150	RPI 150+			
2- 11	0- 1	0- 3	OVERALL	0- 2	1- 3	1- 2			
0- 4	0- 1	0- 0	HOME	0- 2	0- 1	0- 0			
2- 5	0- 0	0- 2	AWAY	0- 0	1- 2	1- 1			
0- 2	0- 0	0- 1	NEUTRAL	0- 0	0- 0	0- 1			
0- 8	0- 1	0- 3	NON-CONFERENCE	0- 1	0- 1	0- 2			
0- 3	0- 1	0- 0	HOME	0- 1	0- 1	0- 0			
0- 3	0- 0	0- 2	AWAY	0- 0	0- 0	0- 1			
0- 2	0- 0	0- 1	NEUTRAL	0- 0	0- 0	0- 1			
2- 3	0- 0	0- 0	CONFERENCE	0- 1	1- 2	1- 0			
0- 1	0- 0	0- 0	HOME	0- 1	0- 0	0- 0			
2- 2	0- 0	0- 0	AWAY	0- 0	1- 2	1- 0			
0- 0	0- 0	0- 0	NEUTRAL	0- 0	0- 0	0- 0			

RPI 1-25				RPI 26-50				RPI 51-100				RPI 101+ Team's RPI: 195			
RPI	S	Opponent	Score	RPI	S	Opponent	Score	RPI	S	Opponent	Score	RPI	S	Opponent	Score
10	H	Gonzaga	51 63	32	A	BYU	65 80	53	H	Utah	51 95	103	A	Idaho St.	48 63
				40	A	Boise St.	55 67	58	H	Northern Colo.	62 67	105	A	Idaho	68 84
				46	N	Oregon St.	45 93					109	H	Fresno St.	58 68
												121	A	Montana	68 62
												211	N	UC Riverside	45 57
												288	A	Cal Poly	55 59
												338	A	Weber St.	64 58
<hr/>															
LAST 12 Division I GAMES:															
				121	A	Montana	68 62	211	N	UC Riverside	45 57				
				58	H	Northern Colo.	62 67	46	N	Oregon St.	45 93				
				105	A	Idaho	68 84	40	A	Boise St.	55 67				
				103	A	Idaho St.	48 63	109	H	Fresno St.	58 68				
				338	A	Weber St.	64 58	288	A	Cal Poly	55 59				
				32	A	BYU	65 80	53	H	Utah	51 95				

Non-Div I Games: Eastern Ore. 66 45

Eastern Wash.

Average RPI Win:	338	WON-LOST	WINNING	LAST 10	STRENGTH OF	OPP. STRENGTH	TEAM	ADJ.	CONF.	ADJ CONF.
Average RPI Loss:	208	RECORD	PCT. RANK	GAMES	SCHEDULE	OF SCHEDULE	RPI	RPI	RPI	RPI
DIV. I ONLY	2- 12	320	1-9	327	312	343	343	13	13	
DIV. I NON-CONF.	2- 9	297	0- 0	342	320	347	347	13	13	

TOTALS	RPI 1-25	RPI 26-50	W-L RECORDS	RPI 51-100	RPI 101-150	RPI 150+				
2- 12	0- 0	0- 0	OVERALL	0- 1	0- 3	2- 8				
1- 5	0- 0	0- 0	HOME	0- 0	0- 0	1- 5				
1- 7	0- 0	0- 0	AWAY	0- 1	0- 3	1- 3				
0- 0	0- 0	0- 0	NEUTRAL	0- 0	0- 0	0- 0				
2- 9	0- 0	0- 0	NON-CONFERENCE	0- 1	0- 1	2- 7				
1- 4	0- 0	0- 0	HOME	0- 0	0- 0	1- 4				
1- 5	0- 0	0- 0	AWAY	0- 1	0- 1	1- 3				
0- 0	0- 0	0- 0	NEUTRAL	0- 0	0- 0	0- 0				
0- 3	0- 0	0- 0	CONFERENCE	0- 0	0- 2	0- 1				
0- 1	0- 0	0- 0	HOME	0- 0	0- 0	0- 1				
0- 2	0- 0	0- 0	AWAY	0- 0	0- 2	0- 0				
0- 0	0- 0	0- 0	NEUTRAL	0- 0	0- 0	0- 0				

RPI 1-25				RPI 26-50				RPI 51-100				RPI 101+ Team's RPI: 343			
RPI	S	Opponent	Score	RPI	S	Opponent	Score	RPI	S	Opponent	Score	RPI	S	Opponent	Score
								78	A	Dayton	30 69	140	A	Wisconsin	60 96
												141	A	Missouri St.	66 88
												150	A	Southern Ill.	47 67
												186	H	Bradley	68 75
												190	A	Morehead St.	63 85
												199	H	Southeast Mo. St.	50 54
												225	H	SIUE	45 54
												252	A	Marshall	65 72
												267	A	Murray St.	53 81
												328	H	UIC	54 62
												336	H	Austin Peay	56 52
												339	A	Chicago St.	67 58
												342	H	Purdue Fort Wayne	66 72
LAST 12 Division I GAMES:															
186	H	Bradley	68 75	78	A	Dayton	30 69	199	H	Southeast Mo. St.	50 54				
141	A	Missouri St.	66 88	328	H	UIC	54 62	190	A	Morehead St.	63 85				
150	A	Southern Ill.	47 67	252	A	Marshall	65 72								
140	A	Wisconsin	60 96	342	H	Purdue Fort Wayne	66 72								
336	H	Austin Peay	56 52												
225	H	SIUE	45 54												

Non-Div I Games:

Average RPI Win:	216	WON-LOST	WINNING	LAST 10	STRENGTH OF	OPP. STRENGTH	TEAM	ADJ.	CONF.	ADJ CONF.
Average RPI Loss:	60	RECORD	PCT. RANK	GAMES	SCHEDULE	OF SCHEDULE	RPI	RPI	RPI	RPI
DIV. I ONLY	9- 4	77	8-2	163	115	92	92	26	26	
DIV. I NON-CONF.	7- 4	109	0- 0	172	67	108	108	27	27	
<hr/>										
TOTALS	RPI 1-25	RPI 26-50	W-L RECORDS	RPI 51-100	RPI 101-150	RPI 150+				
9- 4	0- 1	0- 2	OVERALL	0- 0	2- 0	7- 1				
5- 1	0- 0	0- 0	HOME	0- 0	1- 0	4- 1				
3- 2	0- 0	0- 2	AWAY	0- 0	0- 0	3- 0				
1- 1	0- 1	0- 0	NEUTRAL	0- 0	1- 0	0- 0				
7- 4	0- 1	0- 2	NON-CONFERENCE	0- 0	2- 0	5- 1				
4- 1	0- 0	0- 0	HOME	0- 0	1- 0	3- 1				
2- 2	0- 0	0- 2	AWAY	0- 0	0- 0	2- 0				
1- 1	0- 1	0- 0	NEUTRAL	0- 0	1- 0	0- 0				
2- 0	0- 0	0- 0	CONFERENCE	0- 0	0- 0	2- 0				
1- 0	0- 0	0- 0	HOME	0- 0	0- 0	1- 0				
1- 0	0- 0	0- 0	AWAY	0- 0	0- 0	1- 0				
0- 0	0- 0	0- 0	NEUTRAL	0- 0	0- 0	0- 0				

RPI 1-25				RPI 26-50				RPI 51-100				Team's RPI: 92				RPI 101+			
RPI	S	Opponent	Score	RPI	S	Opponent	Score	RPI	S	Opponent	Score	RPI	S	Opponent	Score	RPI	S	Opponent	Score
2	N	Stanford	65 88	30	A	South Dakota St.	62 80					111	H	Houston	76 71				
				33	A	Duke	41 57					149	N	American	90 71				
												165	A	North Ala.	68 52				
												167	H	Abilene Christian	81 65				
												173	H	UAB	60 62				
												219	A	Saint Francis (PA)	83 69				
												262	H	Coppin St.	93 61				
												271	H	Liberty	68 50				
												281	A	Hawai i	73 67				
												319	H	FIU	100 58				
LAST 12 Division I GAMES:																			
165	A	North Ala.	68 52	167	H	Abilene Christian	81 65												
271	H	Liberty	68 50	219	A	Saint Francis (PA)	83 69												
33	A	Duke	41 57	111	H	Houston	76 71												
173	H	UAB	60 62	149	N	Ameri can	90 71												
262	H	Coppin St.	93 61	281	A	Hawai i	73 67												
319	H	FIU	100 58	2	N	Stanford	65 88												

Non-Div I Games: Fla. Memorial 99 68 Johnson & Wales (FL) 109 64

FGCU

Average RPI Win:	338	WON-LOST	WINNING	LAST 10	STRENGTH OF	OPP. STRENGTH	TEAM	ADJ.	CONF.	ADJ CONF.
Average RPI Loss:	172	RECORD	PCT. RANK	GAMES	SCHEDULE	OF SCHEDULE	RPI	RPI	RPI	RPI
DIV. I ONLY	3- 12	301	2-8	160	345	319	319	16	16	
DIV. I NON-CONF.	3- 9	271	0- 1	257	346	335	335	19	19	

TOTALS	RPI 1-25	RPI 26-50	W-L RECORDS	RPI 51-100	RPI 101-150	RPI 150+				
3- 12	0- 0	0- 1	OVERALL	0- 2	0- 1	3- 8				
3- 8	0- 0	0- 1	HOME	0- 1	0- 0	3- 6				
0- 4	0- 0	0- 0	AWAY	0- 1	0- 1	0- 2				
0- 0	0- 0	0- 0	NEUTRAL	0- 0	0- 0	0- 0				
3- 9	0- 0	0- 1	NON-CONFERENCE	0- 1	0- 0	3- 7				
3- 6	0- 0	0- 1	HOME	0- 0	0- 0	3- 5				
0- 3	0- 0	0- 0	AWAY	0- 1	0- 0	0- 2				
0- 0	0- 0	0- 0	NEUTRAL	0- 0	0- 0	0- 0				
0- 3	0- 0	0- 0	CONFERENCE	0- 1	0- 1	0- 1				
0- 2	0- 0	0- 0	HOME	0- 1	0- 0	0- 1				
0- 1	0- 0	0- 0	AWAY	0- 0	0- 1	0- 0				
0- 0	0- 0	0- 0	NEUTRAL	0- 0	0- 0	0- 0				

RPI	S	Opponent	Score	RPI	S	Opponent	Score	RPI	S	Opponent	Score	RPI	S	Opponent	Score	Team's RPI: 319
36	H	Miami (FL)	43 94	77	H	Middle Tenn.	43 49	131	A	Charlotte	54 69	157	H	South Alabama	77 84	
				92	A	FGCU	58 100	173	H	UAB	59 83	191	H	Georgia St.	61 67	
								217	A	Bethune-Cookman	57 68	218	H	Howard	62 89	
								239	H	Jacksonville	62 73	249	H	Campbell	54 59	
								285	A	North Florida	53 62	330	H	Florida A&M	77 54	
								332	H	Morgan St.	59 50	351	H	Alcorn	75 40	

LAST 12 Division I GAMES:																
157	H	South Alabama	77 84	239	H	Jacksonville	62 73									
249	H	Campbell	54 59	351	H	Alcorn	75 40									
131	A	Charlotte	54 69	218	H	Howard	62 89									
173	H	UAB	59 83	285	A	North Florida	53 62									
77	H	Middle Tenn.	43 49	332	H	Morgan St.	59 50									
217	A	Bethune-Cookman	57 68	330	H	Florida A&M	77 54									

Non-Div I Games: Palm Beach Atl. 63 66

FIU

Average RPI Win:	318	WON-LOST	WINNING	LAST 10	STRENGTH OF	OPP. STRENGTH	TEAM	ADJ.	CONF.	ADJ CONF.
Average RPI Loss:	155	RECORD	PCT. RANK	GAMES	SCHEDULE	OF SCHEDULE	RPI	RPI	RPI	RPI
DIV. I ONLY	3- 10	292	1-9	211	291	279	279	27	27	
DIV. I NON-CONF.	3- 8	267	0- 0	208	313	276	276	28	28	

TOTALS	RPI 1-25	RPI 26-50	W-L RECORDS	RPI 51-100	RPI 101-150	RPI 150+				
3- 10	0- 0	0- 1	OVERALL	0- 2	0- 1	3- 6				
1- 2	0- 0	0- 1	HOME	0- 0	0- 1	1- 0				
1- 5	0- 0	0- 0	AWAY	0- 1	0- 0	1- 4				
1- 3	0- 0	0- 0	NEUTRAL	0- 1	0- 0	1- 2				
3- 8	0- 0	0- 1	NON-CONFERENCE	0- 1	0- 1	3- 5				
1- 2	0- 0	0- 1	HOME	0- 0	0- 1	1- 0				
1- 3	0- 0	0- 0	AWAY	0- 0	0- 0	1- 3				
1- 3	0- 0	0- 0	NEUTRAL	0- 1	0- 0	1- 2				
0- 2	0- 0	0- 0	CONFERENCE	0- 1	0- 0	0- 1				
0- 0	0- 0	0- 0	HOME	0- 0	0- 0	0- 0				
0- 2	0- 0	0- 0	AWAY	0- 1	0- 0	0- 1				
0- 0	0- 0	0- 0	NEUTRAL	0- 0	0- 0	0- 0				

RPI	S	Opponent	Score	RPI	S	Opponent	Score	RPI	S	Opponent	Score	RPI	S	Opponent	Score	Team's RPI: 279
27	H	Northeastern	50 59	65	N	Bucknell	54 77	128	H	William & Mary	54 60	160	A	Xavier	35 48	
				66	A	Quinnipiac	36 81	187	N	Massachusetts	49 59	212	N	Furman	70 77	
								221	A	Dartmouth	46 59	237	A	Rider	59 62	
								242	A	Brown	49 68	276	A	Richmond	58 40	
								328	N	UIC	68 60	350	H	LIU Brooklyn	71 43	
LAST 12 Division I GAMES:																
237	A	Rider	59 62	27	H	Northeastern	50 59	128	H	William & Mary	54 60	187	N	Massachusetts	49 59	
66	A	Quinnipiac	36 81	65	N	Bucknell	54 77	242	A	Brown	49 68	328	N	UIC	68 60	
328	N	UIC	68 60	160	A	Xavier	35 48	221	A	Dartmouth	46 59	237	A	Rider	59 62	
212	N	Furman	70 77	276	A	Richmond	58 40	276	A	Richmond	58 40	350	H	LIU Brooklyn	71 43	
221	A	Dartmouth	46 59	350	H	LIU Brooklyn	71 43									

Non-Div I Games:

Fairfield

Average RPI Win: 320		WON-LOST RECORD	WINNING PCT. RANK	LAST 10 GAMES	STRENGTH OF SCHEDULE	OPP. STRENGTH OF SCHEDULE	TEAM RPI	ADJ. RPI	CONF. RPI	ADJ. CONF. RPI
Average RPI Loss: 252										
DIV. I ONLY		1- 10	331	2-8	335	339	349	349	31	31
DIV. I NON-CONF.		1- 8	322	0- 0	310	345	348	348	31	31
TOTALS		RPI 1-25	RPI 26-50	W-L RECORDS		RPI 51-100	RPI 101-150	RPI 150+		
1- 10	0- 0		0- 0	OVERALL		0- 0	0- 1	1- 9		
1- 2	0- 0		0- 0	HOME		0- 0	0- 0	1- 2		
0- 8	0- 0		0- 0	AWAY		0- 0	0- 1	0- 7		
0- 0	0- 0		0- 0	NEUTRAL		0- 0	0- 0	0- 0		
1- 8	0- 0		0- 0	NON-CONFERENCE		0- 0	0- 1	1- 7		
1- 2	0- 0		0- 0	HOME		0- 0	0- 0	1- 2		
0- 6	0- 0		0- 0	AWAY		0- 0	0- 1	0- 5		
0- 0	0- 0		0- 0	NEUTRAL		0- 0	0- 0	0- 0		
0- 2	0- 0		0- 0	CONFERENCE		0- 0	0- 0	0- 2		
0- 0	0- 0		0- 0	HOME		0- 0	0- 0	0- 0		
0- 2	0- 0		0- 0	AWAY		0- 0	0- 0	0- 2		
0- 0	0- 0		0- 0	NEUTRAL		0- 0	0- 0	0- 0		

RPI 1-25				RPI 26-50				RPI 51-100				RPI 101+				Team's RPI: 349	
RPI	S	Opponent	Score	RPI	S	Opponent	Score	RPI	S	Opponent	Score	RPI	S	Opponent	Score		
												138	A	Stony Brook	49	63	
												196	A	Air Force	37	85	
												218	H	Howard	58	79	
												219	A	Saint Francis (PA)	64	75	
												244	A	Binghamton	54	73	
												258	A	Colgate	52	71	
												298	A	Robert Morris	49	71	
												305	A	Saint Peter's	58	75	
												310	A	Army West Point	40	62	
												320	H	NJIT	64	43	
												329	H	Lafayette	57	63	
LAST 12 Division I GAMES:																	
				298	A	Robert Morris	49	71	258	A	Colgate	52	71				
				219	A	Saint Francis (PA)	64	75	244	A	Binghamton	54	73				
				305	A	Saint Peter's	58	75	218	H	Howard	58	79				
				138	A	Stony Brook	49	63	320	H	NJIT	64	43				
				310	A	Army West Point	40	62	196	A	Air Force	37	85				
									329	H	Lafayette	57	63				

Non-Div I Games:	Georgian Court	70	45	Rutgers-Newark	97	51
------------------	----------------	----	----	----------------	----	----

Fai rl ei gh Di cki nson

■ Loss, ■ Non-Conf, S Site, H Home A Away N Neutral

Average RPI Win:	291	WON-LOST	WINNING	LAST 10	STRENGTH OF	OPP. STRENGTH	TEAM	ADJ.	CONF.	ADJ CONF.
Average RPI Loss:	165	RECORD	PCT. RANK	GAMES	SCHEDULE	OF SCHEDULE	RPI	RPI	RPI	RPI
DIV. I ONLY	3- 13	307	1-9	112	330	279	279	16	16	
DIV. I NON-CONF.	3- 10	278	0- 1	180	332	301	301	19	19	

TOTALS	RPI 1-25	RPI 26-50	W-L RECORDS	RPI 51-100	RPI 101-150	RPI 150+				
3- 13	0- 1	0- 0	OVERALL	0- 3	0- 0	3- 9				
2- 8	0- 0	0- 0	HOME	0- 1	0- 0	2- 7				
1- 5	0- 1	0- 0	AWAY	0- 2	0- 0	1- 2				
0- 0	0- 0	0- 0	NEUTRAL	0- 0	0- 0	0- 0				
3- 10	0- 1	0- 0	NON-CONFERENCE	0- 1	0- 0	3- 8				
2- 6	0- 0	0- 0	HOME	0- 0	0- 0	2- 6				
1- 4	0- 1	0- 0	AWAY	0- 1	0- 0	1- 2				
0- 0	0- 0	0- 0	NEUTRAL	0- 0	0- 0	0- 0				
0- 3	0- 0	0- 0	CONFERENCE	0- 2	0- 0	0- 1				
0- 2	0- 0	0- 0	HOME	0- 1	0- 0	0- 1				
0- 1	0- 0	0- 0	AWAY	0- 1	0- 0	0- 0				
0- 0	0- 0	0- 0	NEUTRAL	0- 0	0- 0	0- 0				

RPI 1-25				RPI 26-50				RPI 51-100				RPI 101+ Team's RPI: 279			
RPI	S	Opponent	Score	RPI	S	Opponent	Score	RPI	S	Opponent	Score	RPI	S	Opponent	Score
25	A	Michigan St.	74 89					63	A	Old Domini on	53 87	161	A	Little Rock	38 61
								74	A	Tulane	45 88	173	H	UAB	64 89
								77	H	Middle Tenn.	55 74	186	H	Bradley	59 80
												191	H	Georgia St.	59 75
												193	H	Saint Louis	61 93
												212	A	Furman	57 73
												213	H	Hampton	68 72
												269	A	Siena	70 66
												276	H	Richmond	69 55
												282	H	N. C. A&T	65 67
												293	H	Western Mich.	59 69
												329	H	Lafayette	53 49
LAST 12 Division I GAMES:															
193	H	Saint Louis	61 93	25	A	Michigan St.	74 89	293	H	Western Mich.	59 69				
186	H	Bradley	59 80	212	A	Furman	57 73	269	A	Siena	70 66				
63	A	Old Domini on	53 87	74	A	Tulane	45 88	74	A	Tulane	45 88				
77	H	Middle Tenn.	55 74	329	H	Lafayette	53 49								
173	H	UAB	64 89												
282	H	N. C. A&T	65 67												

Non-Div I Games:

Fla. Atlantic

Average RPI Win:	260	WON-LOST	WINNING	LAST 10	STRENGTH OF	OPP. STRENGTH	TEAM	ADJ.	CONF.	ADJ CONF.
Average RPI Loss:	96	RECORD	PCT. RANK	GAMES	SCHEDULE	OF SCHEDULE	RPI	RPI	RPI	RPI
DIV. I ONLY	4- 12	284	4-6	65	144	220	220	6	6	
DIV. I NON-CONF.	4- 9	253	0- 1	116	174	247	247	6	6	

TOTALS	RPI 1-25	RPI 26-50	W-L RECORDS	RPI 51-100	RPI 101-150	RPI 150+				
4- 12	0- 2	0- 3	OVERALL	0- 2	1- 2	3- 3				
4- 4	0- 0	0- 2	HOME	0- 1	1- 0	3- 1				
0- 7	0- 2	0- 1	AWAY	0- 0	0- 2	0- 2				
0- 1	0- 0	0- 0	NEUTRAL	0- 1	0- 0	0- 0				
4- 9	0- 2	0- 1	NON-CONFERENCE	0- 2	1- 1	3- 3				
4- 3	0- 0	0- 1	HOME	0- 1	1- 0	3- 1				
0- 5	0- 2	0- 0	AWAY	0- 0	0- 1	0- 2				
0- 1	0- 0	0- 0	NEUTRAL	0- 1	0- 0	0- 0				
0- 3	0- 0	0- 2	CONFERENCE	0- 0	0- 1	0- 0				
0- 1	0- 0	0- 1	HOME	0- 0	0- 0	0- 0				
0- 2	0- 0	0- 1	AWAY	0- 0	0- 1	0- 0				
0- 0	0- 0	0- 0	NEUTRAL	0- 0	0- 0	0- 0				

RPI 1-25				RPI 26-50				RPI 51-100				RPI 101+ Team's RPI: 220			
RPI	S	Opponent	Score	RPI	S	Opponent	Score	RPI	S	Opponent	Score	RPI	S	Opponent	Score
16	A	Indiana	64 83	27	H	Northeastern	66 79	53	N	Utah	58 74	117	A	Alabama	67 74
23	A	Florida St.	56 63	35	A	South Carolina	40 71	80	H	Northwestern	74 83	132	A	Ohio St.	41 46
				37	H	Auburn	56 64					144	H	Texas Tech	72 67
												183	A	Mercer	82 92
												214	H	Gardner-Webb	58 60
												217	H	Bethune-Cookman	64 53
												232	A	UNLV	53 56
												330	H	Florida A&M	62 38
												348	H	Charleston So.	70 60

LAST 12 Division I GAMES:															
232	A	UNLV	53 56	132	A	Ohio St.	41 46	330	H	Florida A&M	62 38	217	H	Bethune-Cookman	64 53
35	A	South Carolina	40 71	27	H	Northeastern	66 79	144	H	Texas Tech	72 67	183	A	Mercer	82 92
37	H	Auburn	56 64	53	N	Utah	58 74	80	H	Northwestern	74 83	214	H	Gardner-Webb	58 60
117	A	Alabama	67 74									232	A	UNLV	53 56
348	H	Charleston So.	70 60									330	H	Florida A&M	62 38
53	N	Utah	58 74									348	H	Charleston So.	70 60

Non-Div I Games:

Florida

Average RPI Win:	114	WON-LOST	WINNING	LAST 10	STRENGTH OF	OPP. STRENGTH	TEAM	ADJ.	CONF.	ADJ CONF.
Average RPI Loss:	206	RECORD	PCT. RANK	GAMES	SCHEDULE	OF SCHEDULE	RPI	RPI	RPI	RPI
DIV. I ONLY	1- 12	336	2-8	223	287	330	330	32	32	
DIV. I NON-CONF.	1- 10	330	0- 1	194	231	332	332	32	32	

TOTALS	RPI 1-25	RPI 26-50	W-L RECORDS	RPI 51-100	RPI 101-150	RPI 150+				
1- 12	0- 0	0- 2	OVERALL	0- 1	1- 0	0- 9				
1- 1	0- 0	0- 0	HOME	0- 0	1- 0	0- 1				
0- 8	0- 0	0- 2	AWAY	0- 0	0- 0	0- 6				
0- 3	0- 0	0- 0	NEUTRAL	0- 1	0- 0	0- 2				
1- 10	0- 0	0- 2	NON-CONFERENCE	0- 1	1- 0	0- 7				
1- 1	0- 0	0- 0	HOME	0- 0	1- 0	0- 1				
0- 6	0- 0	0- 2	AWAY	0- 0	0- 0	0- 4				
0- 3	0- 0	0- 0	NEUTRAL	0- 1	0- 0	0- 2				
0- 2	0- 0	0- 0	CONFERENCE	0- 0	0- 0	0- 2				
0- 0	0- 0	0- 0	HOME	0- 0	0- 0	0- 0				
0- 2	0- 0	0- 0	AWAY	0- 0	0- 0	0- 2				
0- 0	0- 0	0- 0	NEUTRAL	0- 0	0- 0	0- 0				

RPI 1-25				RPI 26-50				RPI 51-100				RPI 101+				Team's RPI : 330	
RPI	S	Opponent	Score	RPI	S	Opponent	Score	RPI	S	Opponent	Score	RPI	S	Opponent	Score		
29	A	Tennessee	31 96					74	N	Tulane	34 78	114	H	Miami (OH)	57 56		
36	A	Miami (FL)	54 103									179	H	Jacksonville St.	31 62		
												218	A	Howard	68 74		
												220	A	Florida	38 62		
												226	A	Stetson	44 69		
												285	A	North Florida	53 64		
												293	N	Western Mich.	50 69		
												297	N	Omaha	50 57		
												301	A	Norfolk St.	58 60		
												319	A	FIU	54 77		
LAST 12 Division I GAMES:																	
297	N	Omaha	50 57	226	A	Stetson	44 69										
301	A	Norfolk St.	58 60	114	H	Miami (OH)	57 56										
218	A	Howard	68 74	220	A	Florida	38 62										
74	N	Tulane	34 78	319	A	FIU	54 77										
36	A	Miami (FL)	54 103	29	A	Tennessee	31 96										
293	N	Western Mich.	50 69	285	A	North Florida	53 64										

Non-Div I Games: Edward Waters 70 64

Florida A&M

Average RPI Win:	155	WON-LOST	WINNING	LAST 10	STRENGTH OF	OPP. STRENGTH	TEAM	ADJ.	CONF.	ADJ CONF.
Average RPI Loss:	50	RECORD	PCT. RANK	GAMES	SCHEDULE	OF SCHEDULE	RPI	RPI	RPI	RPI
DIV. I ONLY	14- 1	6	10-0	126	43	23	23	1	1	
DIV. I NON-CONF.	12- 1	10	1- 0	136	72	24	24	1	1	

TOTALS	RPI 1-25	RPI 26-50	W-L RECORDS	RPI 51-100	RPI 101-150	RPI 150+				
14- 1	1- 0	1- 1	OVERALL	3- 0	2- 0	7- 0				
6- 1	0- 0	0- 1	HOME	1- 0	1- 0	4- 0				
6- 0	0- 0	1- 0	AWAY	2- 0	1- 0	2- 0				
2- 0	1- 0	0- 0	NEUTRAL	0- 0	0- 0	1- 0				
12- 1	1- 0	0- 1	NON-CONFERENCE	3- 0	1- 0	7- 0				
6- 1	0- 0	0- 1	HOME	1- 0	1- 0	4- 0				
4- 0	0- 0	0- 0	AWAY	2- 0	0- 0	2- 0				
2- 0	1- 0	0- 0	NEUTRAL	0- 0	0- 0	1- 0				
2- 0	0- 0	1- 0	CONFERENCE	0- 0	1- 0	0- 0				
0- 0	0- 0	0- 0	HOME	0- 0	0- 0	0- 0				
2- 0	0- 0	1- 0	AWAY	0- 0	1- 0	0- 0				
0- 0	0- 0	0- 0	NEUTRAL	0- 0	0- 0	0- 0				

RPI	S	Opponent	Score	RPI	S	Opponent	Score	RPI	S	Opponent	Score	RPI	S	Opponent	Score
14	N	Iowa	71 67	49	A	North Carolina	64 63	84	A	Creighton	71 52	101	H	Troy	103 67
				50	H	LSU	45 58	85	A	St. John's (NY)	57 53	123	A	Virginia	63 61
								86	H	Penn St.	87 58	183	A	Mercer	57 56
												185	A	Milwaukee	87 62
												191	H	Georgia St.	79 43
												220	H	Florida	63 56
												239	H	Jacksonville	79 46
												285	H	North Florida	74 53
												326	N	Eastern Ky.	62 45
LAST 12 Division I GAMES:															
14	N	Iowa	71 67	85	A	St. John's (NY)	57 53	183	A	Mercer	57 56				
49	A	North Carolina	64 63	86	H	Penn St.	87 58	326	N	Eastern Ky.	62 45				
123	A	Virginia	63 61	50	H	LSU	45 58	239	H	Jacksonville	79 46				
191	H	Georgia St.	79 43												
185	A	Milwaukee	87 62												
84	A	Creighton	71 52												

Non-Div I Games:

Florida St.

Average RPI Win: 207

Average RPI Loss: 64

WON-LOST
RECORDWINNING
PCT. RANKLAST 10
GAMESSTRENGTH OF
SCHEDULEOPP. STRENGTH
OF SCHEDULETEAM
RPIADJ.
RPICONF.
RPIADJ CONF.
RPIDIV. I ONLY
DIV. I NON-CONF.11- 5
9- 581
1057-3
1- 0226
15852
64115
107115
10717
1817
18

TOTALS

RPI 1-25

RPI 26-50

W-L RECORDS

RPI 51-100

RPI 101-150

RPI 150+

11- 5

0- 0

0- 2

OVERALL

3- 3

1- 0

7- 0

7- 1

0- 0

0- 0

HOME

2- 1

1- 0

4- 0

2- 3

0- 0

0- 1

AWAY

0- 2

0- 0

2- 0

2- 1

0- 0

0- 1

NEUTRAL

1- 0

0- 0

1- 0

9- 5

0- 0

0- 2

NON-CONFERENCE

3- 3

1- 0

5- 0

6- 1

0- 0

0- 0

HOME

2- 1

1- 0

3- 0

1- 3

0- 0

0- 1

AWAY

0- 2

0- 0

1- 0

2- 1

0- 0

0- 1

NEUTRAL

1- 0

0- 0

1- 0

2- 0

0- 0

0- 0

CONFERENCE

0- 0

0- 0

2- 0

1- 0

0- 0

0- 0

HOME

0- 0

0- 0

1- 0

1- 0

0- 0

0- 0

AWAY

0- 0

0- 0

1- 0

0- 0

0- 0

0- 0

NEUTRAL

0- 0

0- 0

0- 0

RPI 1-25

RPI 26-50

RPI 51-100

RPI 101+

Team's RPI: 115

RPI S Opponent Score

RPI S Opponent Score

RPI S Opponent Score

RPI S Opponent Score

27 A Northeastern 54 58
34 N Texas 54 7277 H Middle Tenn. 61 49
79 A Pittsburgh 62 65
82 H Maine 72 64
86 H Penn St. 55 72
95 A Georgetown 38 58
98 N Washington 65 57131 H Charlotte 71 64
194 N Ball St. 78 70
198 A George Washington 50 38
259 H Columbia 68 49
276 H Richmond 60 48
303 A Iona 57 40
318 H Wagner 80 59
341 H Manhattan 65 61

LAST 12 Division I GAMES:

77 H Middle Tenn. 61 49
34 N Texas 54 72
98 N Washington 65 57
276 H Richmond 60 48
198 A George Washington 50 38
82 H Maine 72 64
303 A Iona 57 40
259 H Columbia 68 49
79 A Pittsburgh 62 65
341 H Manhattan 65 61
95 A Georgetown 38 58
194 N Ball St. 78 70

Fordham

Fordham

Non-Div I Games:

Fordham

Loss, Non-Conf, S Site, H Home A Away N Neutral

Average RPI Win:	204	WON-LOST	WINNING	LAST 10	STRENGTH OF	OPP. STRENGTH	TEAM	ADJ.	CONF.	ADJ CONF.
Average RPI Loss:	78	RECORD	PCT. RANK	GAMES	SCHEDULE	OF SCHEDULE	RPI	RPI	RPI	RPI

DIV. I ONLY	8- 4	86	7-3	251	42	109	109	12	12
DIV. I NON-CONF.	5- 4	139	0- 0	193	30	117	117	11	11
TOTALS	RPI 1-25	RPI 26-50	W-L RECORDS	RPI 51-100	RPI 101-150	RPI 150+			
8- 4	0- 1	0- 1	OVERALL	0- 1	1- 0	7- 1			
6- 0	0- 0	0- 0	HOME	0- 0	1- 0	5- 0			
2- 4	0- 1	0- 1	AWAY	0- 1	0- 0	2- 1			
0- 0	0- 0	0- 0	NEUTRAL	0- 0	0- 0	0- 0			
5- 4	0- 1	0- 1	NON-CONFERENCE	0- 1	1- 0	4- 1			
4- 0	0- 0	0- 0	HOME	0- 0	1- 0	3- 0			
1- 4	0- 1	0- 1	AWAY	0- 1	0- 0	1- 1			
0- 0	0- 0	0- 0	NEUTRAL	0- 0	0- 0	0- 0			
3- 0	0- 0	0- 0	CONFERENCE	0- 0	0- 0	3- 0			
2- 0	0- 0	0- 0	HOME	0- 0	0- 0	2- 0			
1- 0	0- 0	0- 0	AWAY	0- 0	0- 0	1- 0			
0- 0	0- 0	0- 0	NEUTRAL	0- 0	0- 0	0- 0			

RPI S Opponent Score	RPI S Opponent Score	RPI S Opponent Score	RPI S Opponent Score
15 A Arizona St. 52 68	31 A UCLA 80 89	57 A Southern Cal i fornia 61 62	Team's RPI: 109
			135 H UT Ar lington 70 61
			156 H Utah St. 70 59
			175 H Santa Clara 80 53
			182 A Colorado St. 66 55
			185 H Mil waukee 65 48
			195 A Eastern Wash. 68 58
			207 A Northern Ari z. 73 86
			288 H Cal Poly 76 58
			316 H San Jose St. 77 48
LAST 12 Di vi si on I GAMES:			
156 H Utah St. 70 59	195 A Eastern Wash. 68 58		
182 A Colorado St. 66 55	57 A Southern Cal i fornia 61 62		
316 H San Jose St. 77 48	135 H UT Ar lington 70 61		
15 A Arizona St. 52 68	185 H Mil waukee 65 48		
175 H Santa Clara 80 53	288 H Cal Poly 76 58		
31 A UCLA 80 89	207 A Northern Ari z. 73 86		

Non-Di v I Games: Stanislaus St. 86 51 Fresno Paci fi c 90 51

Fresno St.

Average RPI Win: 287
Average RPI Loss: 124

WON-LOST
RECORD

WINNING
PCT. RANK

LAST 10
GAMES

STRENGTH OF
SCHEDULE

OPP. STRENGTH
OF SCHEDULE

TEAM
RPI

ADJ.
RPI

CONF.
RPI

ADJ CONF.
RPI

DIV. I ONLY	8- 6	128	6-4	313	208	212	212	24	24
DIV. I NON-CONF.	7- 6	153	0- 0	286	196	218	218	26	26
<hr/>									
TOTALS	RPI 1-25	RPI 26-50	W-L RECORDS	RPI 51-100	RPI 101-150	RPI 150+			
8- 6	0- 1	0- 1	OVERALL	0- 1	0- 1	8- 2			
6- 1	0- 0	0- 0	HOME	0- 1	0- 0	6- 0			
1- 4	0- 1	0- 1	AWAY	0- 0	0- 1	1- 1			
1- 1	0- 0	0- 0	NEUTRAL	0- 0	0- 0	1- 1			
7- 6	0- 1	0- 1	NON-CONFERENCE	0- 1	0- 1	7- 2			
5- 1	0- 0	0- 0	HOME	0- 1	0- 0	5- 0			
1- 4	0- 1	0- 1	AWAY	0- 0	0- 1	1- 1			
1- 1	0- 0	0- 0	NEUTRAL	0- 0	0- 0	1- 1			
1- 0	0- 0	0- 0	CONFERENCE	0- 0	0- 0	1- 0			
1- 0	0- 0	0- 0	HOME	0- 0	0- 0	1- 0			
0- 0	0- 0	0- 0	AWAY	0- 0	0- 0	0- 0			
0- 0	0- 0	0- 0	NEUTRAL	0- 0	0- 0	0- 0			

RPI 1-25				RPI 26-50				RPI 51-100				RPI 101+ Team's RPI: 212			
RPI	S	Opponent	Score	RPI	S	Opponent	Score	RPI	S	Opponent	Score	RPI	S	Opponent	Score
11	A	Mississippi St.	41 106	35	A	South Carolina	53 66	77	H	Middle Tenn.	71 78	108	A	Georgia	38 61
												214	H	Gardner-Webb	70 57
												248	N	Western Ill.	78 85
												256	H	UNC Asheville	58 47
												263	A	Kennesaw St.	63 74
												279	H	Fla. Atlantic	73 57
												279	N	Fairfield	77 70
												291	H	USC Upstate	78 67
												317	H	Presbyterian	76 68
												322	H	UNC Greensboro	64 61
												337	A	Col. of Charleston	70 67
<hr/>															
LAST 12 Division I GAMES:															
				322	H	UNC Greensboro	64 61					214	H	Gardner-Webb	70 57
				317	H	Presbyterian	76 68					108	A	Georgia	38 61
				35	A	South Carolina	53 66					256	H	UNC Asheville	58 47
				248	N	Western Ill.	78 85					337	A	Col. of Charleston	70 67
				279	N	Fairfield	77 70					11	A	Mississippi St.	41 106
				279	H	Fla. Atlantic	73 57					291	H	USC Upstate	78 67

Non-Div I Games: Coker

71 42

North Greenville 74

78

Furman

Average RPI Win:	298	WON-LOST	WINNING	LAST 10	STRENGTH OF	OPP. STRENGTH	TEAM	ADJ.	CONF.	ADJ CONF.
Average RPI Loss:	176	RECORD	PCT. RANK	GAMES	SCHEDULE	OF SCHEDULE	RPI	RPI	RPI	RPI
DIV. I ONLY	4- 9	254	4-6	188	348	264	264	15	15	
DIV. I NON-CONF.	4- 6	212	0- 0	187	350	235	235	17	17	

TOTALS	RPI 1-25	RPI 26-50	W-L RECORDS	RPI 51-100	RPI 101-150	RPI 150+				
4- 9	0- 0	0- 0	OVERALL	0- 1	0- 4	4- 4				
2- 4	0- 0	0- 0	HOME	0- 0	0- 2	2- 2				
2- 5	0- 0	0- 0	AWAY	0- 1	0- 2	2- 2				
0- 0	0- 0	0- 0	NEUTRAL	0- 0	0- 0	0- 0				
4- 6	0- 0	0- 0	NON-CONFERENCE	0- 1	0- 2	4- 3				
2- 2	0- 0	0- 0	HOME	0- 0	0- 0	2- 2				
2- 4	0- 0	0- 0	AWAY	0- 1	0- 2	2- 1				
0- 0	0- 0	0- 0	NEUTRAL	0- 0	0- 0	0- 0				
0- 3	0- 0	0- 0	CONFERENCE	0- 0	0- 2	0- 1				
0- 2	0- 0	0- 0	HOME	0- 0	0- 2	0- 0				
0- 1	0- 0	0- 0	AWAY	0- 0	0- 0	0- 1				
0- 0	0- 0	0- 0	NEUTRAL	0- 0	0- 0	0- 0				

RPI 1-25				RPI 26-50				RPI 51-100				RPI 101+				Team's RPI : 264	
RPI	S	Opponent	Score	RPI	S	Opponent	Score	RPI	S	Opponent	Score	RPI	S	Opponent	Score		
								76	A	Virginia Tech	49	78	108	A	Georgia	38	81
												122	H	Texas St.	52	64	
												135	H	UT Arlington	53	74	
												138	A	Stony Brook	43	72	
												183	H	Mercer	72	79	
												217	H	Bethune-Cookman	77	76	
												253	H	Wofford	65	81	
												263	A	Kennesaw St.	59	78	
												304	A	La. -Monroe	57	58	
												311	H	W nthrop	64	55	
												317	A	Presbyteri an	69	68	
												346	A	Savannah St.	82	71	
LAST 12 Division I GAMES:																	
304	A	La. -Monroe	57	58	263	A	Kennesaw St.	59	78	217	H	Bethune-Cookman	77	76			
135	H	UT Arlington	53	74	138	A	Stony Brook	43	72	346	A	Savannah St.	82	71			
122	H	Texas St.	52	64	183	H	Mercer	72	79	76	A	Virginia Tech	49	78			
108	A	Georgia	38	81													
311	H	W nthrop	64	55													
317	A	Presbyteri an	69	68													

Non-Div I Games: Coastal Ga. 68 46

Ga. Southern

Average RPI Win:	241	WON-LOST	WINNING	LAST 10	STRENGTH OF	OPP. STRENGTH	TEAM	ADJ.	CONF.	ADJ CONF.
Average RPI Loss:	204	RECORD	PCT. RANK	GAMES	SCHEDULE	OF SCHEDULE	RPI	RPI	RPI	RPI
DIV. I ONLY	5- 6	203	5-5	267	303	214	214	29	29	
DIV. I NON-CONF.	3- 6	241	0- 0	293	277	278	278	29	29	

TOTALS	RPI 1-25	RPI 26-50	W-L RECORDS	RPI 51-100	RPI 101-150	RPI 150+				
5- 6	0- 0	0- 0	OVERALL	0- 0	0- 0	5- 6				
2- 2	0- 0	0- 0	HOME	0- 0	0- 0	2- 2				
3- 4	0- 0	0- 0	AWAY	0- 0	0- 0	3- 4				
0- 0	0- 0	0- 0	NEUTRAL	0- 0	0- 0	0- 0				
3- 6	0- 0	0- 0	NON-CONFERENCE	0- 0	0- 0	3- 6				
1- 2	0- 0	0- 0	HOME	0- 0	0- 0	1- 2				
2- 4	0- 0	0- 0	AWAY	0- 0	0- 0	2- 4				
0- 0	0- 0	0- 0	NEUTRAL	0- 0	0- 0	0- 0				
2- 0	0- 0	0- 0	CONFERENCE	0- 0	0- 0	2- 0				
1- 0	0- 0	0- 0	HOME	0- 0	0- 0	1- 0				
1- 0	0- 0	0- 0	AWAY	0- 0	0- 0	1- 0				
0- 0	0- 0	0- 0	NEUTRAL	0- 0	0- 0	0- 0				

RPI 1-25				RPI 26-50				RPI 51-100				RPI 101+				Team's RPI: 214	
RPI	S	Opponent	Score	RPI	S	Opponent	Score	RPI	S	Opponent	Score	RPI	S	Opponent	Score		
												155	H	Davi dson	54	49	
												164	A	Drexel	48	65	
												190	H	Morehead St.	69	84	
												200	A	Del aware	45	69	
												202	H	Mt. St. Mary' s	62	69	
												212	A	Furman	57	70	
												220	A	Fl ori da	60	58	
												249	A	Campbel l	52	38	
												253	A	Wofford	53	59	
												256	H	UNC Asheville	69	59	
												323	A	Western Caro.	62	52	
LAST 12 Division I GAMES:																	
				256	H	UNC Asheville	69	59				202	H	Mt. St. Mary' s	62	69	
				249	A	Campbell	52	38				253	A	Wofford	53	59	
				323	A	Western Caro.	62	52				155	H	Davi dson	54	49	
				200	A	Del aware	45	69				190	H	Morehead St.	69	84	
				164	A	Drexel	48	65				220	A	Fl ori da	60	58	
				212	A	Furman	57	70									

Non-Div I Games: Converse 79 51 Warren Wilson 100 37 Pfeiffer 82 46

Gardner-Webb

Average RPI Win:	251	WON-LOST	WINNING	LAST 10	STRENGTH OF	OPP. STRENGTH	TEAM	ADJ.	CONF.	ADJ CONF.
Average RPI Loss:	142	RECORD	PCT. RANK	GAMES	SCHEDULE	OF SCHEDULE	RPI	RPI	RPI	RPI
DIV. I ONLY	8- 7	157	5-5	333	143	229	229	17	17	
DIV. I NON-CONF.	8- 5	120	0- 0	324	155	197	197	18	18	

TOTALS	RPI 1-25	RPI 26-50	W-L RECORDS	RPI 51-100	RPI 101-150	RPI 150+				
8- 7	0- 0	0- 0	OVERALL	0- 2	0- 2	8- 3				
5- 2	0- 0	0- 0	HOME	0- 0	0- 1	5- 1				
3- 5	0- 0	0- 0	AWAY	0- 2	0- 1	3- 2				
0- 0	0- 0	0- 0	NEUTRAL	0- 0	0- 0	0- 0				
8- 5	0- 0	0- 0	NON-CONFERENCE	0- 2	0- 2	8- 1				
5- 1	0- 0	0- 0	HOME	0- 0	0- 1	5- 0				
3- 4	0- 0	0- 0	AWAY	0- 2	0- 1	3- 1				
0- 0	0- 0	0- 0	NEUTRAL	0- 0	0- 0	0- 0				
0- 2	0- 0	0- 0	CONFERENCE	0- 0	0- 0	0- 2				
0- 1	0- 0	0- 0	HOME	0- 0	0- 0	0- 1				
0- 1	0- 0	0- 0	AWAY	0- 0	0- 0	0- 1				
0- 0	0- 0	0- 0	NEUTRAL	0- 0	0- 0	0- 0				

RPI 1-25				RPI 26-50				RPI 51-100				RPI 101+ Team's RPI: 229					
RPI	S	Opponent	Score	RPI	S	Opponent	Score	RPI	S	Opponent	Score	RPI	S	Opponent	Score		
								61	A	Kansas	56	77	111	H	Houston	56	66
								98	A	Washington	52	81	149	A	American	71	86
												155	A	Davidson	59	67	
												175	A	UMKC	91	84	
												196	A	Air Force	78	71	
												200	H	Delaware	72	46	
												201	H	St. Bonaventure	57	68	
												203	H	UMES	70	49	
												218	A	Howard	59	73	
												258	H	Colgate	64	61	
												313	H	Loyola Maryland	70	38	
												326	A	Eastern Ky.	91	75	
												337	H	Col. of Charleston	66	52	
LAST 12 Division I GAMES:																	
155	A	Davidson	59	67	201	H	St. Bonaventure	57	68								
337	H	Col. of Charleston	66	52	98	A	Washington	52	81								
203	H	UMES	70	49	218	A	Howard	59	73								
111	H	Houston	56	66	175	A	UMKC	91	84								
326	A	Eastern Ky.	91	75	61	A	Kansas	56	77								
200	H	Delaware	72	46	258	H	Colgate	64	61								

Non-Div I Games:

George Mason

Average RPI Win: 164		WON-LOST RECORD	WINNING PCT. RANK	LAST 10 GAMES	STRENGTH OF SCHEDULE	OPP. STRENGTH OF SCHEDULE	TEAM RPI	ADJ. RPI	CONF. RPI	ADJ CONF. RPI
Average RPI Loss: 120										
DIV. I ONLY		4- 11	277	3-7	47	157	198	198	17	17
DIV. I NON-CONF.		3- 10	278	0- 0	47	146	226	226	18	18
TOTALS		RPI 1-25	RPI 26-50	W-L RECORDS	RPI 51-100	RPI 101-150	RPI 150+			
4- 11	0- 1		0- 3	OVERALL	2- 1	0- 3	2- 3			
3- 5	0- 0		0- 2	HOME	2- 0	0- 1	1- 2			
1- 4	0- 0		0- 0	AWAY	0- 1	0- 2	1- 1			
0- 2	0- 1		0- 1	NEUTRAL	0- 0	0- 0	0- 0			
3- 10	0- 1		0- 3	NON-CONFERENCE	2- 1	0- 2	1- 3			
3- 4	0- 0		0- 2	HOME	2- 0	0- 0	1- 2			
0- 4	0- 0		0- 0	AWAY	0- 1	0- 2	0- 1			
0- 2	0- 1		0- 1	NEUTRAL	0- 0	0- 0	0- 0			
1- 1	0- 0		0- 0	CONFERENCE	0- 0	0- 1	1- 0			
0- 1	0- 0		0- 0	HOME	0- 0	0- 1	0- 0			
1- 0	0- 0		0- 0	AWAY	0- 0	0- 0	1- 0			
0- 0	0- 0		0- 0	NEUTRAL	0- 0	0- 0	0- 0			

RPI 1-25				RPI 26-50				RPI 51-100				RPI 101+				Team's RPI: 198	
RPI	S	Opponent	Score	RPI	S	Opponent	Score	RPI	S	Opponent	Score	RPI	S	Opponent	Score		
9	N	NC State	61 69	28	H	Maryl and	30 69	71	A	James Madi son	37 50	115	H	Fordham	38 50		
				39	N	Georgi a Tech	55 70	87	H	Towson	76 63	128	A	William & Mary	59 73		
				43	H	Vi l l anova	45 60	94	H	Prin ceton	64 49	146	A	South Fla.	30 63		
												181	A	Rhode Isl and	64 59		
												183	H	Mercer	53 61		
												250	H	Monmouth	51 55		
												292	H	Memphi s	51 38		
												303	A	Iona	43 52		
LAST 12 Division I GAMES:																	
				115	H	Fordham	38 50	181	A	Rhode Isl and	64 59						
				292	H	Memphi s	51 38	250	H	Monmouth	51 55						
				128	A	William & Mary	59 73	87	H	Towson	76 63						
				183	H	Mercer	53 61	9	N	NC State	61 69						
				146	A	South Fla.	30 63	39	N	Georgi a Tech	55 70						
				43	H	Vi l l anova	45 60	303	A	Iona	43 52						

Non-Div I Games:

George Washington

Loss, Non-Conf, S Site, H Home A Away N Neutral

Average RPI	Win:	186	WON-LOST	WINNING	LAST 10	STRENGTH OF	OPP. STRENGTH	TEAM	ADJ.	CONF.	ADJ CONF.
Average RPI	Loss:	57	RECORD	PCT. RANK	GAMES	SCHEDULE	OF SCHEDULE	RPI	RPI	RPI	RPI
DIV. I ONLY		8- 8		167	4-6	26	85	95	95	5	5
DIV. I NON-CONF.		6- 5		143	0- 0	54	123	102	102	5	5
<hr/>											
TOTALS	RPI 1-25		RPI 26-50		W-L RECORDS	RPI 51-100		RPI 101-150		RPI 150+	
8- 8	0- 3		0- 1		OVERALL	1- 3		2- 0		5- 1	
5- 4	0- 2		0- 1		HOME	1- 0		1- 0		3- 1	
3- 2	0- 0		0- 0		AWAY	0- 2		1- 0		2- 0	
0- 2	0- 1		0- 0		NEUTRAL	0- 1		0- 0		0- 0	
6- 5	0- 2		0- 0		NON-CONFERENCE	1- 2		1- 0		4- 1	
4- 2	0- 1		0- 0		HOME	1- 0		1- 0		2- 1	
2- 1	0- 0		0- 0		AWAY	0- 1		0- 0		2- 0	
0- 2	0- 1		0- 0		NEUTRAL	0- 1		0- 0		0- 0	
2- 3	0- 1		0- 1		CONFERENCE	0- 1		1- 0		1- 0	
1- 2	0- 1		0- 1		HOME	0- 0		0- 0		1- 0	
1- 1	0- 0		0- 0		AWAY	0- 1		1- 0		0- 0	
0- 0	0- 0		0- 0		NEUTRAL	0- 0		0- 0		0- 0	

RPI 1-25				RPI 26-50				RPI 51-100				RPI 101+			
RPI	S	Opponent	Score	RPI	S	Opponent	Score	RPI	S	Opponent	Score	RPI	S	Opponent	Score
8	N	Baylor	46 67	45	H	DePaul	64 69	51	N	Buffalo	64 73	107	A	Providence	68 52
9	H	NC State	65 76					71	A	James Madison	57 69	115	H	Fordham	58 38
18	H	Butler	50 59					79	H	Pittsburgh	70 41	160	H	Xavier	68 61
								84	A	Creighton	38 65	168	H	VCU	45 47
												203	H	UMES	74 55
												237	A	Rider	79 49
												276	A	Richmond	73 53
												313	H	Loyola Maryland	45 30
<hr/>															
LAST 12 Division I GAMES:															
84	A	Creighton	38 65	45	H	DePaul	64 69	168	H	VCU	45 47	115	H	Fordham	58 38
107	A	Providence	68 52					8	N	Baylor	46 67	51	N	Buffalo	64 73
18	H	Butler	50 59					79	H	Pittsburgh	70 41				
160	H	Xavier	68 61												
237	A	Rider	79 49												
9	H	NC State	65 76												

Non-Div I Games:

Georgetown

Average RPI Win:	247	WON-LOST	WINNING	LAST 10	STRENGTH OF	OPP. STRENGTH	TEAM	ADJ.	CONF.	ADJ CONF.
Average RPI Loss:	30	RECORD	PCT. RANK	GAMES	SCHEDULE	OF SCHEDULE	RPI	RPI	RPI	RPI
DIV. I ONLY	11- 5	81	8-2	195	152	108	108	6	6	
DIV. I NON-CONF.	9- 4	85	0- 0	271	208	162	162	6	6	

TOTALS	RPI 1-25	RPI 26-50	W-L RECORDS	RPI 51-100	RPI 101-150	RPI 150+				
11- 5	0- 1	1- 4	OVERALL	0- 0	0- 0	10- 0				
9- 0	0- 0	1- 0	HOME	0- 0	0- 0	8- 0				
1- 4	0- 1	0- 3	AWAY	0- 0	0- 0	1- 0				
1- 1	0- 0	0- 1	NEUTRAL	0- 0	0- 0	1- 0				
9- 4	0- 0	0- 4	NON-CONFERENCE	0- 0	0- 0	9- 0				
8- 0	0- 0	0- 0	HOME	0- 0	0- 0	8- 0				
0- 3	0- 0	0- 3	AWAY	0- 0	0- 0	0- 0				
1- 1	0- 0	0- 1	NEUTRAL	0- 0	0- 0	1- 0				
2- 1	0- 1	1- 0	CONFERENCE	0- 0	0- 0	1- 0				
1- 0	0- 0	1- 0	HOME	0- 0	0- 0	0- 0				
1- 1	0- 1	0- 0	AWAY	0- 0	0- 0	1- 0				
0- 0	0- 0	0- 0	NEUTRAL	0- 0	0- 0	0- 0				

RPI	S	Opponent	Score	RPI	S	Opponent	Score	RPI	S	Opponent	Score	RPI	S	Opponent	Score	Team's RPI: 108
11	A	Mississippi St.	71 80	28	N	Maryland	51 58					177	A	Vanderbilt	71 64	
				31	A	UCLA	69 80					183	H	Mercer	67 60	
				39	A	Georgia Tech	53 63					201	H	St. Bonaventure	67 40	
				43	A	Villanova	56 62					212	H	Furman	61 38	
				50	H	LSU	63 50					264	H	Ga. Southern	81 38	
												311	H	Winthrop	85 39	
												317	H	Presbyterian	83 59	
												325	H	Lipscomb	77 45	
												332	N	Morgan St.	60 33	
												348	H	Charleston So.	83 75	
LAST 12 Division I GAMES:																
177	A	Vanderbilt	71 64	11	A	Mississippi St.	71 80	212	H	Furman	61 38	28	N	Maryland	51 58	
50	H	LSU	63 50	348	H	Charleston So.	83 75	183	H	Mercer	67 60	332	N	Morgan St.	60 33	
317	H	Presbyterian	83 59													
264	H	Ga. Southern	81 38													
325	H	Lipscomb	77 45													
43	A	Villanova	56 62													

Non-Div I Games:

Georgia

Average RPI	Win: 268	WON-LOST	WINNING	LAST 10	STRENGTH OF	OPP. STRENGTH	TEAM	ADJ.	CONF.	ADJ CONF.
Average RPI	Loss: 121	RECORD	PCT. RANK	GAMES	SCHEDULE	OF SCHEDULE	RPI	RPI	RPI	RPI
DIV. I ONLY	7- 7	167	4-6	203	272	191	191	15	15	
DIV. I NON-CONF.	6- 5	143	0- 0	182	284	171	171	17	17	

TOTALS	RPI 1-25	RPI 26-50	W-L RECORDS	RPI 51-100	RPI 101-150	RPI 150+				
7- 7	0- 1	0- 1	OVERALL	0- 1	1- 2	6- 2				
5- 2	0- 0	0- 1	HOME	0- 0	1- 1	4- 0				
2- 5	0- 1	0- 0	AWAY	0- 1	0- 1	2- 2				
0- 0	0- 0	0- 0	NEUTRAL	0- 0	0- 0	0- 0				
6- 5	0- 1	0- 1	NON-CONFERENCE	0- 1	0- 1	6- 1				
4- 1	0- 0	0- 1	HOME	0- 0	0- 0	4- 0				
2- 4	0- 1	0- 0	AWAY	0- 1	0- 1	2- 1				
0- 0	0- 0	0- 0	NEUTRAL	0- 0	0- 0	0- 0				
1- 2	0- 0	0- 0	CONFERENCE	0- 0	1- 1	0- 1				
1- 1	0- 0	0- 0	HOME	0- 0	1- 1	0- 0				
0- 1	0- 0	0- 0	AWAY	0- 0	0- 0	0- 1				
0- 0	0- 0	0- 0	NEUTRAL	0- 0	0- 0	0- 0				

RPI 1-25				RPI 26-50				RPI 51-100				RPI 101+ Team's RPI: 191			
RPI	S	Opponent	Score	RPI	S	Opponent	Score	RPI	S	Opponent	Score	RPI	S	Opponent	Score
23	A	Florida St.	43 79	39	H	Georgi a Tech	71 78	77	A	Mi ddl e Tenn.	54 69	120	A	Ri ce	49 66
												122	H	Texas St.	60 69
												135	H	UT Arlington	50 48
												179	A	Jacksonville St.	56 61
												217	H	Bethune-Cookman	62 57
												263	H	Kennesaw St.	79 73
												279	A	Fla. Atlantic	75 59
												289	A	Loui si ana	54 57
												319	A	FIU	67 61
												322	H	UNC Greensboro	70 63
												344	H	N. C. Central	65 54
LAST 12 Division I GAMES:															
122	H	Texas St.	60 69	289	A	Loui si ana	54 57								
135	H	UT Arlington	50 48	263	H	Kennesaw St.	79 73								
23	A	Florida St.	43 79	39	H	Georgi a Tech	71 78								
217	H	Bethune-Cookman	62 57	77	A	Mi ddl e Tenn.	54 69								
344	H	N. C. Central	65 54	120	A	Ri ce	49 66								
179	A	Jacksonville St.	56 61	319	A	FIU	67 61								

Non-Div I Games:

Georgia St.

Average RPI	Win:	169	WON-LOST	WINNING	LAST 10	STRENGTH OF	OPP. STRENGTH	TEAM	ADJ.	CONF.	ADJ CONF.
Average RPI	Loss:	55	RECORD	PCT. RANK	GAMES	SCHEDULE	OF SCHEDULE	RPI	RPI	RPI	RPI
DIV. I ONLY	12- 4	52	7-3	98	29	39	39	1	1		
DIV. I NON-CONF.	10- 3	60	0- 0	174	82	64	64	1	1		

TOTALS	RPI 1-25	RPI 26-50	W-L RECORDS	RPI 51-100	RPI 101-150	RPI 150+					
12- 4	0- 1	1- 1	OVERALL	2- 1	3- 1	6- 0					
7- 1	0- 1	1- 0	HOME	0- 0	2- 0	4- 0					
2- 2	0- 0	0- 1	AWAY	1- 0	0- 1	1- 0					
3- 1	0- 0	0- 0	NEUTRAL	1- 1	1- 0	1- 0					
10- 3	0- 0	0- 1	NON-CONFERENCE	1- 1	3- 1	6- 0					
6- 0	0- 0	0- 0	HOME	0- 0	2- 0	4- 0					
1- 2	0- 0	0- 1	AWAY	0- 0	0- 1	1- 0					
3- 1	0- 0	0- 0	NEUTRAL	1- 1	1- 0	1- 0					
2- 1	0- 1	1- 0	CONFERENCE	1- 0	0- 0	0- 0					
1- 1	0- 1	1- 0	HOME	0- 0	0- 0	0- 0					
1- 0	0- 0	0- 0	AWAY	1- 0	0- 0	0- 0					
0- 0	0- 0	0- 0	NEUTRAL	0- 0	0- 0	0- 0					

RPI 1-25				RPI 26-50				Team's RPI: 39				RPI 51-100				RPI 101+			
RPI	S	Opponent	Score	RPI	S	Opponent	Score	RPI	S	Opponent	Score	RPI	S	Opponent	Score	RPI	S	Opponent	Score
1	H	Notre Dame	55 76	28	A	Maryl and	54 67	78	N	Dayton	66 85	103	N	Idaho St.	74 51				
				33	H	Duke	70 64	88	A	Boston College	81 76	108	H	Georgia	63 53				
								97	N	Seton Hall	84 73	111	A	Houston	89 95				
												139	H	Appalachian St.	71 53				
												191	A	Georgia St.	78 71				
												198	N	George Washington	70 55				
												235	H	Alabama St.	69 42				
												253	H	Wofford	81 40				
												263	H	Kennesaw St.	60 35				
												323	H	Western Caro.	84 49				
LAST 12 Division I GAMES:																			
1	H	Notre Dame	55 76	33	H	Duke	70 64	235	H	Alabama St.	69 42	191	A	Georgia St.	78 71				
88	A	Boston College	81 76	28	A	Maryl and	54 67	103	N	Idaho St.	74 51	198	N	George Washi ngton	70 55				
253	H	Wofford	81 40	78	N	Dayton	66 85	108	H	Georgia	63 53								
78	N	Dayton	66 85	84	73														
97	N	Seton Hall	84 73	60	35														
263	H	Kennesaw St.	60 35																

Non-Div I Games:

Georgia Tech

Average RPI Win:	113	WON-LOST	WINNING	LAST 10	STRENGTH OF	OPP. STRENGTH	TEAM	ADJ.	CONF.	ADJ CONF.
Average RPI Loss:	1	RECORD	PCT. RANK	GAMES	SCHEDULE	OF SCHEDULE	RPI	RPI	RPI	RPI
DIV. I ONLY	15- 1	2	10-0	46	3	10	10	7	7	
DIV. I NON-CONF.	11- 1	13	1- 0	71	2	11	11	7	7	

TOTALS	RPI 1-25	RPI 26-50	W-L RECORDS	RPI 51-100	RPI 101-150	RPI 150+				
15- 1	2- 1	1- 0	OVERALL	3- 0	5- 0	4- 0				
8- 0	1- 0	1- 0	HOME	2- 0	3- 0	1- 0				
5- 0	0- 0	0- 0	AWAY	1- 0	1- 0	3- 0				
2- 1	1- 1	0- 0	NEUTRAL	0- 0	1- 0	0- 0				
11- 1	2- 1	0- 0	NON-CONFERENCE	1- 0	5- 0	3- 0				
6- 0	1- 0	0- 0	HOME	1- 0	3- 0	1- 0				
3- 0	0- 0	0- 0	AWAY	0- 0	1- 0	2- 0				
2- 1	1- 1	0- 0	NEUTRAL	0- 0	1- 0	0- 0				
4- 0	0- 0	1- 0	CONFERENCE	2- 0	0- 0	1- 0				
2- 0	0- 0	1- 0	HOME	1- 0	0- 0	0- 0				
2- 0	0- 0	0- 0	AWAY	1- 0	0- 0	1- 0				
0- 0	0- 0	0- 0	NEUTRAL	0- 0	0- 0	0- 0				

RPI	S	Opponent	Score	RPI	S	Opponent	Score	RPI	S	Opponent	Score	RPI	S	Opponent	Score
1	N	Notre Dame	65 81	41	H	Saint Mary's (CA)	74 62	68	H	Paci fic	88 65	103	H	Idaho St.	70 51
2	H	Stanford	79 73					99	H	Washing ton St.	76 53	105	H	Idaho	88 51
19	N	Rutgers	57 40					100	A	Loyol a Marymount	78 53	112	N	Western Ky.	76 55
												121	H	Montana	76 52
												141	A	Missouri St.	70 67
												170	A	Pepperdi ne	79 54
												182	H	Col orado St.	50 39
												195	A	Eastern Wash.	63 51
												232	A	UNLV	70 59

LAST 12 Division I GAMES:															
19	N	Rutgers	57 40	112	N	Western Ky.	76 55	141	A	Missouri St.	70 67	99	H	Washing ton St.	76 53
68	H	Paci fic	88 65	2	H	Stanford	79 73	182	H	Col orado St.	50 39	1	N	Notre Dame	65 81
41	H	Saint Mary's (CA)	74 62												
170	A	Pepperdi ne	79 54												
100	A	Loyol a Marymount	78 53												
105	H	Idaho	88 51												

Non-Div I Games:

Gonzaga

Average RPI Win:	190	WON-LOST	WINNING	LAST 10	STRENGTH OF	OPP. STRENGTH	TEAM	ADJ.	CONF.	ADJ CONF.
Average RPI Loss:	119	RECORD	PCT. RANK	GAMES	SCHEDULE	OF SCHEDULE	RPI	RPI	RPI	RPI
DIV. I ONLY	5- 9	241	4-6	73	112	129	129	28	28	
DIV. I NON-CONF.	3- 9	271	0- 0	34	121	159	159	25	25	

TOTALS	RPI 1-25	RPI 26-50	W-L RECORDS	RPI 51-100	RPI 101-150	RPI 150+				
5- 9	1- 1	0- 1	OVERALL	1- 2	0- 3	3- 2				
1- 0	0- 0	0- 0	HOME	0- 0	0- 0	1- 0				
2- 8	0- 0	0- 1	AWAY	0- 2	0- 3	2- 2				
2- 1	1- 1	0- 0	NEUTRAL	1- 0	0- 0	0- 0				
3- 9	1- 1	0- 1	NON-CONFERENCE	1- 2	0- 3	1- 2				
1- 0	0- 0	0- 0	HOME	0- 0	0- 0	1- 0				
0- 8	0- 0	0- 1	AWAY	0- 2	0- 3	0- 2				
2- 1	1- 1	0- 0	NEUTRAL	1- 0	0- 0	0- 0				
2- 0	0- 0	0- 0	CONFERENCE	0- 0	0- 0	2- 0				
0- 0	0- 0	0- 0	HOME	0- 0	0- 0	0- 0				
2- 0	0- 0	0- 0	AWAY	0- 0	0- 0	2- 0				
0- 0	0- 0	0- 0	NEUTRAL	0- 0	0- 0	0- 0				

RPI 1-25				RPI 26-50				RPI 51-100				RPI 101+				Team's RPI: 129
RPI	S	Opponent	Score	RPI	S	Opponent	Score	RPI	S	Opponent	Score	RPI	S	Opponent	Score	
16	N	Indiana	65 62	37	A	Auburn	48 97	61	A	Kansas	45 76	117	A	Alabama	55 73	
17	N	South Dakota	53 67					70	A	Oklahoma St.	40 86	135	A	UT Arlington	54 78	
								100	N	Loyola Marymount	62 61	146	A	South Fla.	50 67	
												235	A	Alabama St.	80 72	
												241	A	Southern Miss.	47 68	
												246	A	Wichita St.	61 70	
												261	A	Alabama A&M	63 51	
												340	H	McNeese	75 51	

LAST 12 Division I GAMES:																
235	A	Alabama St.	80 72	261	A	Alabama A&M	63 51	246	A	Wichita St.	61 70					
70	A	Oklahoma St.	40 86	61	A	Kansas	45 76	117	A	Alabama	55 73					
100	N	Loyola Marymount	62 61	135	A	UT Arlington	54 78	241	A	Southern Miss.	47 68					
16	N	Indiana	65 62													
17	N	South Dakota	53 67													
146	A	South Fla.	50 67													

Non-Div I Games:

Grambling

Grand Canyon

Through Games Of Jan. 11, 2019

Average RPI	Win:	290	WON-LOST	WINNING	LAST 10	STRENGTH OF	OPP. STRENGTH	TEAM	ADJ.	CONF.	ADJ CONF.
Average RPI	Loss:	185	RECORD	PCT. RANK	GAMES	SCHEDULE	OF SCHEDULE	RPI	RPI	RPI	RPI
DIV. I ONLY		4- 9		254	3-7	328	253	324	324	30	30
DIV. I NON-CONF.		2- 8		293	0- 0	308	253	340	340	30	30

TOTALS	RPI 1-25		RPI 26-50		W-L RECORDS	RPI 51-100		RPI 101-150		RPI 150+	
4- 9	0- 0		0- 0		OVERALL	0- 0		0- 3		4- 6	
3- 3	0- 0		0- 0		HOME	0- 0		0- 3		3- 0	
1- 6	0- 0		0- 0		AWAY	0- 0		0- 0		1- 6	
0- 0	0- 0		0- 0		NEUTRAL	0- 0		0- 0		0- 0	
2- 8	0- 0		0- 0		NON-CONFERENCE	0- 0		0- 3		2- 5	
2- 3	0- 0		0- 0		HOME	0- 0		0- 3		2- 0	
0- 5	0- 0		0- 0		AWAY	0- 0		0- 0		0- 5	
0- 0	0- 0		0- 0		NEUTRAL	0- 0		0- 0		0- 0	
2- 1	0- 0		0- 0		CONFERENCE	0- 0		0- 0		2- 1	
1- 0	0- 0		0- 0		HOME	0- 0		0- 0		1- 0	
1- 1	0- 0		0- 0		AWAY	0- 0		0- 0		1- 1	
0- 0	0- 0		0- 0		NEUTRAL	0- 0		0- 0		0- 0	

RPI 1-25				RPI 26-50				RPI 51-100				RPI 101+ Team's RPI: 324			
RPI	S	Opponent	Score	RPI	S	Opponent	Score	RPI	S	Opponent	Score	RPI	S	Opponent	Score
												121	H	Montana	47 69
												123	H	Indiana St.	81 88
												127	H	Portland St.	55 60
												169	A	UNCW	55 77
												175	A	Santa Clara	55 75
												178	A	East Carolina	47 59
												189	H	New Mexico St.	54 51
												210	A	Long Beach St.	50 57
												265	A	Utah Valley	46 57
												290	H	Incarnate Word	74 63
												294	A	UC Santa Barbara	55 66
												331	A	Seattle U	74 73
												350	H	LIU Brooklyn	65 62
LAST 12 Division I GAMES:															
331	A	Seattle U	74 73	189	H	New Mexico St.	54 51	294	A	UC Santa Barbara	55 66				
265	A	Utah Valley	46 57	350	H	LIU Brooklyn	65 62	123	H	Indiana St.	81 88				
175	A	Santa Clara	55 75	169	A	UNCW	55 77	127	H	Portland St.	55 60				
210	A	Long Beach St.	50 57	178	A	East Carolina	47 59	121	H	Montana	47 69				

Non-Div I Games:

Grand Canyon

■ Loss,
■ Non-Conf,
■ S Site,
■ H Home
■ A Away
N Neutral

Average RPI Win:	148	WON-LOST	WINNING	LAST 10	STRENGTH OF	OPP. STRENGTH	TEAM	ADJ.	CONF.	ADJ CONF.
Average RPI Loss:	44	RECORD	PCT. RANK	GAMES	SCHEDULE	OF SCHEDULE	RPI	RPI	RPI	RPI
DIV. I ONLY	7- 6	144	6-4	30	27	48	48	19	19	
DIV. I NON-CONF.	4- 5	190	0- 0	4	9	35	35	16	16	

TOTALS	RPI 1-25	RPI 26-50	W-L RECORDS	RPI 51-100	RPI 101-150	RPI 150+				
7- 6	0- 2	1- 2	OVERALL	2- 2	1- 0	3- 0				
4- 1	0- 0	0- 0	HOME	2- 1	1- 0	1- 0				
3- 5	0- 2	1- 2	AWAY	0- 1	0- 0	2- 0				
0- 0	0- 0	0- 0	NEUTRAL	0- 0	0- 0	0- 0				
4- 5	0- 2	1- 2	NON-CONFERENCE	2- 1	1- 0	0- 0				
3- 1	0- 0	0- 0	HOME	2- 1	1- 0	0- 0				
1- 4	0- 2	1- 2	AWAY	0- 0	0- 0	0- 0				
0- 0	0- 0	0- 0	NEUTRAL	0- 0	0- 0	0- 0				
3- 1	0- 0	0- 0	CONFERENCE	0- 1	0- 0	3- 0				
1- 0	0- 0	0- 0	HOME	0- 0	0- 0	1- 0				
2- 1	0- 0	0- 0	AWAY	0- 1	0- 0	2- 0				
0- 0	0- 0	0- 0	NEUTRAL	0- 0	0- 0	0- 0				

RPI 1-25				RPI 26-50				RPI 51-100				RPI 101+			
RPI	S	Opponent	Score	RPI	S	Opponent	Score	RPI	S	Opponent	Score	RPI	S	Opponent	Score
13	A	Marquette	54 80	26	A	Missouri	56 49	78	H	Dayton	51 35	140	H	Wisconsin	55 46
17	A	South Dakota	49 55	30	A	South Dakota St.	47 77	80	H	Northwestern	55 57	185	A	Illwaukee	76 62
				45	A	DePaul	64 73	81	A	Wright St.	67 85	251	H	Cleveland St.	62 53
								82	H	Maine	70 39	272	A	Northern Ky.	81 61

LAST 12 Division I GAMES:															
272	A	Northern Ky.	81 61	251	H	Cleveland St.	62 53	30	A	South Dakota St.	47 77	78	H	Dayton	51 35
81	A	Wright St.	67 85	82	H	Maine	70 39	26	A	Missouri	56 49	80	H	Northwestern	55 57
185	A	Illwaukee	76 62	45	A	DePaul	64 73	81	A	Wright St.	67 85	140	H	Wisconsin	55 46
13	A	Marquette	54 80					82	H	Maine	70 39	17	A	South Dakota	49 55
140	H	Wisconsin	55 46												
17	A	South Dakota	49 55												

Non-Div I Games: Wis.-Parkside 81 32

Green Bay

Hampton				Through Games Of Jan. 11, 2019							
Average RPI	Win:	219	WON-LOST	WINNING	LAST 10	STRENGTH OF	OPP. STRENGTH	TEAM	ADJ.	CONF.	ADJ CONF.
Average RPI	Loss:	153	RECORD	PCT. RANK	GAMES	SCHEDULE	OF SCHEDULE	RPI	RPI	RPI	RPI
DIV. I ONLY			6- 7	189	4-6	280	120	213	213	29	29
DIV. I NON-CONF.			3- 7	256	0- 1	233	83	268	268	29	29

TOTALS		RPI 1-25		RPI 26-50		W-L RECORDS		RPI 51-100		RPI 101-150	RPI 150+
6- 7		0- 1		0- 0		OVERALL		1- 1		0- 1	5- 4
3- 2		0- 0		0- 0		HOME		1- 0		0- 1	2- 1
3- 3		0- 1		0- 0		AWAY		0- 0		0- 0	3- 2
0- 2		0- 0		0- 0		NEUTRAL		0- 1		0- 0	0- 1
3- 7		0- 1		0- 0		NON-CONFERENCE		1- 1		0- 1	2- 4
2- 2		0- 0		0- 0		HOME		1- 0		0- 1	1- 1
1- 3		0- 1		0- 0		AWAY		0- 0		0- 0	1- 2
0- 2		0- 0		0- 0		NEUTRAL		0- 1		0- 0	0- 1
3- 0		0- 0		0- 0		CONFERENCE		0- 0		0- 0	3- 0
1- 0		0- 0		0- 0		HOME		0- 0		0- 0	1- 0
2- 0		0- 0		0- 0		AWAY		0- 0		0- 0	2- 0
0- 0		0- 0		0- 0		NEUTRAL		0- 0		0- 0	0- 0

RPI 1-25				RPI 26-50				RPI 51-100				RPI 101+ Team's RPI: 213			
RPI	S	Opponent	Score	RPI	S	Opponent	Score	RPI	S	Opponent	Score	RPI	S	Opponent	Score
9	A	NC State	51 83					56	N	SFA	68 70	123	H	Chattanooga	50 58
								71	H	James Madison	72 65	152	H	Radford	68 54
												188	H	Elon	62 77
												192	A	Cornell	53 79
												209	H	Samford	64 57
												243	N	Sacramento St.	61 65
												256	A	UNC Asheville	61 58
												259	A	Columbia	63 88
												279	A	Fla. Atlantic	72 68
												348	A	Charleston So.	74 66

LAST 12 Division I GAMES:															
152	H	Radford	68 54	243	N	Sacramento St.	61 65								
256	A	UNC Asheville	61 58	9	A	NC State	51 83								
348	A	Charleston So.	74 66	188	H	Elon	62 77								
259	A	Columbia	63 88	209	H	Samford	64 57								
192	A	Cornell	53 79	71	H	James Madison	72 65								
56	N	SFA	68 70	123	H	Chattanooga	50 58								

Non-Div I Games: Mid-Atlantic Christ.115 48

Hampton

Average RPI Win:	225	WON-LOST	WINNING	LAST 10	STRENGTH OF	OPP. STRENGTH	TEAM	ADJ.	CONF.	ADJ CONF.
Average RPI Loss:	58	RECORD	PCT. RANK	GAMES	SCHEDULE	OF SCHEDULE	RPI	RPI	RPI	RPI
DIV. I ONLY	9- 7	134	7-3	80	172	93	93	23	23	
DIV. I NON-CONF.	7- 7	162	0- 1	98	113	118	118	23	23	

TOTALS	RPI 1-25	RPI 26-50	W-L RECORDS	RPI 51-100	RPI 101-150	RPI 150+				
9- 7	0- 2	0- 2	OVERALL	1- 2	2- 1	6- 0				
4- 2	0- 1	0- 0	HOME	1- 1	1- 0	2- 0				
5- 3	0- 0	0- 2	AWAY	0- 1	1- 0	4- 0				
0- 2	0- 1	0- 0	NEUTRAL	0- 0	0- 1	0- 0				
7- 7	0- 2	0- 2	NON-CONFERENCE	1- 2	1- 1	5- 0				
4- 2	0- 1	0- 0	HOME	1- 1	1- 0	2- 0				
3- 3	0- 0	0- 2	AWAY	0- 1	0- 0	3- 0				
0- 2	0- 1	0- 0	NEUTRAL	0- 0	0- 1	0- 0				
2- 0	0- 0	0- 0	CONFERENCE	0- 0	1- 0	1- 0				
0- 0	0- 0	0- 0	HOME	0- 0	0- 0	0- 0				
2- 0	0- 0	0- 0	AWAY	0- 0	1- 0	1- 0				
0- 0	0- 0	0- 0	NEUTRAL	0- 0	0- 0	0- 0				

RPI 1-25				RPI 26-50				RPI 51-100 Team's RPI: 93				RPI 101+			
RPI	S	Opponent	Score	RPI	S	Opponent	Score	RPI	S	Opponent	Score	RPI	S	Opponent	Score
6	N	Louisville	69 86	36	A	Miami (FL)	62 75	55	A	New Mexico	65 72	128	H	William & Mary	50 45
25	H	Michigan St.	66 74	43	A	Villanova	41 59	64	H	Harvard	73 60	138	A	Stony Brook	64 36
								94	H	Princeton	38 75	150	N	Southern Ill.	50 72
												181	A	Rhode Island	65 51
												274	A	Central Conn. St.	54 52
												284	A	UMBC	66 52
												302	H	Bryant	67 57
												320	A	NJIT	84 53
												332	H	Morgan St.	80 59
LAST 12 Division I GAMES:															
				36	A	Miami (FL)	62 75	55	A	New Mexico	65 72				
				284	A	UMBC	66 52	25	H	Michigan St.	66 74				
				138	A	Stony Brook	64 36	181	A	Rhode Island	65 51				
				320	A	NJIT	84 53	302	H	Bryant	67 57				
				274	A	Central Conn. St.	54 52	128	H	William & Mary	50 45				
				94	H	Princeton	38 75	6	N	Louisville	69 86				

Non-Div I Games:

Hartford

Average RPI Win:	173	WON-LOST	WINNING	LAST 10	STRENGTH OF	OPP. STRENGTH	TEAM	ADJ.	CONF.	ADJ CONF.
Average RPI Loss:	53	RECORD	PCT. RANK	GAMES	SCHEDULE	OF SCHEDULE	RPI	RPI	RPI	RPI
DIV. I ONLY	7- 6	144	6-4	43	33	64	64	10	10	
DIV. I NON-CONF.	7- 6	153	1- 0	45	28	62	62	12	12	

TOTALS	RPI 1-25	RPI 26-50	W-L RECORDS	RPI 51-100	RPI 101-150	RPI 150+				
7- 6	1- 2	0- 0	OVERALL	0- 4	1- 0	5- 0				
2- 3	0- 1	0- 0	HOME	0- 2	1- 0	1- 0				
4- 3	1- 1	0- 0	AWAY	0- 2	0- 0	3- 0				
1- 0	0- 0	0- 0	NEUTRAL	0- 0	0- 0	1- 0				
7- 6	1- 2	0- 0	NON-CONFERENCE	0- 4	1- 0	5- 0				
2- 3	0- 1	0- 0	HOME	0- 2	1- 0	1- 0				
4- 3	1- 1	0- 0	AWAY	0- 2	0- 0	3- 0				
1- 0	0- 0	0- 0	NEUTRAL	0- 0	0- 0	1- 0				
0- 0	0- 0	0- 0	CONFERENCE	0- 0	0- 0	0- 0				
0- 0	0- 0	0- 0	HOME	0- 0	0- 0	0- 0				
0- 0	0- 0	0- 0	AWAY	0- 0	0- 0	0- 0				
0- 0	0- 0	0- 0	NEUTRAL	0- 0	0- 0	0- 0				

RPI	S	Opponent	Score	RPI	S	Opponent	Score	RPI	S	Opponent	Score	RPI	S	Opponent	Score
1	A	Notre Dame	58 103					59	A	Purdue	65 66	145	H	Boston U.	67 47
19	H	Rutgers	49 60					66	H	Qui nni pi ac	67 72	159	A	CSUN	75 55
24	A	Cal i forni a	85 79					82	H	Main e	60 67	179	N	Jacksonville St.	69 62
								93	A	Hartford	60 73	181	A	Rhode Island	80 47
												257	H	La Salle	88 43
												269	A	Si ena	73 54

LAST 12 Divi sion I GAMES:															
24	A	Cal i forni a	85 79	159	A	CSUN	75 55	179	N	Jacksonville St.	69 62	93	A	Hartford	60 73
181	A	Rhode Island	80 47	269	A	Si ena	73 54	257	H	La Salle	88 43	59	A	Purdue	65 66
145	H	Boston U.	67 47	60	67	72									
19	H	Rutgers	49 60												
82	H	Main e	60 67												
66	H	Qui nni pi ac	67 72												

Non-Di v I Games:

Harvard

H
a
w
a
i
i

H
a
w
a
i
i

Non-Div I Games:	Hawai i Paci fi c	66	51
------------------	-------------------	----	----

Average RPI Win:	285	WON-LOST	WINNING	LAST 10	STRENGTH OF	OPP. STRENGTH	TEAM	ADJ.	CONF.	ADJ CONF.
Average RPI Loss:	102	RECORD	PCT. RANK	GAMES	SCHEDULE	OF SCHEDULE	RPI	RPI	RPI	RPI
DIV. I ONLY	7- 5	126	7-3	286	237	180	180	29	29	
DIV. I NON-CONF.	5- 4	139	0- 0	241	212	176	176	29	29	

TOTALS	RPI 1-25	RPI 26-50	W-L RECORDS	RPI 51-100	RPI 101-150	RPI 150+				
7- 5	0- 1	0- 0	OVERALL	0- 1	1- 1	6- 2				
5- 0	0- 0	0- 0	HOME	0- 0	1- 0	4- 0				
2- 5	0- 1	0- 0	AWAY	0- 1	0- 1	2- 2				
0- 0	0- 0	0- 0	NEUTRAL	0- 0	0- 0	0- 0				
5- 4	0- 1	0- 0	NON-CONFERENCE	0- 1	1- 1	4- 1				
4- 0	0- 0	0- 0	HOME	0- 0	1- 0	3- 0				
1- 4	0- 1	0- 0	AWAY	0- 1	0- 1	1- 1				
0- 0	0- 0	0- 0	NEUTRAL	0- 0	0- 0	0- 0				
2- 1	0- 0	0- 0	CONFERENCE	0- 0	0- 0	2- 1				
1- 0	0- 0	0- 0	HOME	0- 0	0- 0	1- 0				
1- 1	0- 0	0- 0	AWAY	0- 0	0- 0	1- 1				
0- 0	0- 0	0- 0	NEUTRAL	0- 0	0- 0	0- 0				

RPI 1-25				RPI 26-50				RPI 51-100				RPI 101+				Team's RPI: 180
RPI	S	Opponent	Score	RPI	S	Opponent	Score	RPI	S	Opponent	Score	RPI	S	Opponent	Score	
20	A	Kentucky	49 71					67	A	Clemson	64 83	114	A	Miami (OH)	55 68	
												149	H	American	66 61	
												152	A	Radford	58 80	
												155	A	Davidson	62 71	
												268	A	ETSU	73 65	
												291	A	USC Upstate	87 61	
												301	H	Norfolk St.	83 51	
												317	H	Presbyterian	79 40	
												322	H	UNC Greensboro	82 75	
												344	H	N.C. Central	80 69	
LAST 12 Division I GAMES:																
152	A	Radford	58 80	317	H	Presbyterian	79 40									
291	A	USC Upstate	87 61	322	H	UNC Greensboro	82 75									
268	A	ETSU	73 65	155	A	Davidson	62 71									
149	H	American	66 61	114	A	Miami (OH)	55 68									
301	H	Norfolk St.	83 51	20	A	Kentucky	49 71									
67	A	Clemson	64 83	344	H	N.C. Central	80 69									

Non-Div I Games: Greensboro 102 50 Mars Hill 86 36

High Point

H
o
f
s
t
r
a

Hofstra				Through Games Of Jan. 11, 2019							
Average RPI	Win:	257	WON-LOST	WINNING	LAST 10	STRENGTH OF	OPP. STRENGTH	TEAM	ADJ.	CONF.	ADJ CONF.
Average RPI	Loss:	160	RECORD	PCT. RANK	GAMES	SCHEDULE	OF SCHEDULE	RPI	RPI	RPI	RPI
DIV. I ONLY			5- 9	241	4-6	196	289	227	227	11	11
DIV. I NON-CONF.			5- 6	177	0- 0	251	293	222	222	14	14

TOTALS	RPI 1-25			RPI 26-50		W-L RECORDS		RPI 51-100		RPI 101-150	RPI 150+
5- 9	0- 0			0- 0		OVERALL		0- 2		0- 3	5- 4
1- 4	0- 0			0- 0		HOME		0- 0		0- 1	1- 3
3- 3	0- 0			0- 0		AWAY		0- 1		0- 1	3- 1
1- 2	0- 0			0- 0		NEUTRAL		0- 1		0- 1	1- 0
5- 6	0- 0			0- 0		NON-CONFERENCE		0- 1		0- 2	5- 3
1- 2	0- 0			0- 0		HOME		0- 0		0- 0	1- 2
3- 2	0- 0			0- 0		AWAY		0- 0		0- 1	3- 1
1- 2	0- 0			0- 0		NEUTRAL		0- 1		0- 1	1- 0
0- 3	0- 0			0- 0		CONFERENCE		0- 1		0- 1	0- 1
0- 2	0- 0			0- 0		HOME		0- 0		0- 1	0- 1
0- 1	0- 0			0- 0		AWAY		0- 1		0- 0	0- 0
0- 0	0- 0			0- 0		NEUTRAL		0- 0		0- 0	0- 0

H
o
f
s
t
r
a

RPI 1-25				RPI 26-50				RPI 51-100				RPI 101+ Team's RPI: 227					
RPI	S	Opponent	Score	RPI	S	Opponent	Score	RPI	S	Opponent	Score	RPI	S	Opponent	Score		
								71	A	James Madison	54	77	116	N	Marist	57	71
								81	N	Wright St.	64	93	128	H	William & Mary	55	60
													138	A	Stony Brook	49	77
													188	H	Elon	64	77
													201	A	St. Bonaventure	67	59
													226	N	Stetson	53	50
													230	H	Sacred Heart	64	70
													231	A	Holy Cross	66	72
													259	H	Columbia	63	65
													269	A	Siena	57	50
													284	A	UMBC	45	42
													303	H	Iona	74	49

LAST 12 Division I GAMES:																	
188	H	Elon	64	77	71	A	James Madison	54	77	226	N	Stetson	53	50			
128	H	William & Mary	55	60	116	N	Marist	57	71	81	N	Wright St.	64	93			
269	A	Siena	57	50	201	A	St. Bonaventure	67	59	138	A	Stony Brook	49	77			
284	A	UMBC	45	42													
231	A	Holy Cross	66	72													
230	H	Sacred Heart	64	70													

Non-Div I Games: Wilmington (DE) 77 56

Hofstra

Average RPI		WON-LOST RECORD	WINNING PCT. RANK	LAST 10 GAMES	STRENGTH OF SCHEDULE	OPP. STRENGTH OF SCHEDULE	TEAM RPI	ADJ. RPI	CONF. RPI	ADJ. CONF. RPI
274	223	8- 6	128	6-4	321	327	231	231	22	22
ONLY		8- 3	72	0- 0	340	300	203	203	24	24
NON-CONF.										
TOTALS		RPI 1-25	RPI 26-50	W-L RECORDS	RPI 51-100	RPI 101-150	RPI 150+			
8- 6	0- 0		0- 0	OVERALL	0- 1	0- 1	8- 4			
5- 2	0- 0		0- 0	HOME	0- 0	0- 0	5- 2			
3- 4	0- 0		0- 0	AWAY	0- 1	0- 1	3- 2			
0- 0	0- 0		0- 0	NEUTRAL	0- 0	0- 0	0- 0			
8- 3	0- 0		0- 0	NON-CONFERENCE	0- 1	0- 0	8- 2			
5- 1	0- 0		0- 0	HOME	0- 0	0- 0	5- 1			
3- 2	0- 0		0- 0	AWAY	0- 1	0- 0	3- 1			
0- 0	0- 0		0- 0	NEUTRAL	0- 0	0- 0	0- 0			
0- 3	0- 0		0- 0	CONFERENCE	0- 0	0- 1	0- 2			
0- 1	0- 0		0- 0	HOME	0- 0	0- 0	0- 1			
0- 2	0- 0		0- 0	AWAY	0- 0	0- 1	0- 1			
0- 0	0- 0		0- 0	NEUTRAL	0- 0	0- 0	0- 0			

RPI 1-25				RPI 26-50				RPI 51-100				RPI 101+				Team's RPI : 231	
RPI	S	Opponent	Score	RPI	S	Opponent	Score	RPI	S	Opponent	Score	RPI	S	Opponent	Score		
								88	A	Boston College	63	89	113	A	Lehi gh	55	64
												181	H	Rhode Isl and	73	65	
												227	H	Hofstra	72	66	
												237	H	Ri der	71	61	
												242	H	Brown	85	89	
												258	H	Col gate	67	70	
												296	H	UMass Lowell I	63	54	
												300	A	Al bany (NY)	56	50	
												302	A	Bryant	81	62	
												307	A	New Hampshi re	62	74	
												308	A	Vermont	65	40	
												329	A	Lafayette	63	73	
												341	H	Manhattan	61	53	
LAST 12 Di vi si on I GAMES:																	
				329	A	Lafayette	63	73	113	A	Lehi gh	55	64				
				258	H	Col gate	67	70	296	H	UMass Lowell I	63	54				
				302	A	Bryant	81	62	308	A	Vermont	65	40				
				341	H	Manhattan	61	53	300	A	Al bany (NY)	56	50				
				307	A	New Hampshire	62	74	181	H	Rhode Isl and	73	65				
				227	H	Hofstra	72	66	242	H	Brown	85	89				

Holy Cross

Average RPI	Win:	223	WON-LOST	WINNING	LAST 10	STRENGTH OF	OPP. STRENGTH	TEAM	ADJ.	CONF.	ADJ CONF.
Average RPI	Loss:	75	RECORD	PCT. RANK	GAMES	SCHEDULE	OF SCHEDULE	RPI	RPI	RPI	RPI
DIV. I ONLY		7- 8		183	5-5	58	114	111	111	9	9
DIV. I NON-CONF.		6- 7		172	0- 0	88	137	115	115	9	9

TOTALS	RPI 1-25		RPI 26-50		W-L RECORDS	RPI 51-100		RPI 101-150		RPI 150+	
7- 8	0- 2		1- 1		OVERALL	0- 3		0- 1		6- 1	
1- 5	0- 1		1- 1		HOME	0- 2		0- 1		0- 0	
6- 3	0- 1		0- 0		AWAY	0- 1		0- 0		6- 1	
0- 0	0- 0		0- 0		NEUTRAL	0- 0		0- 0		0- 0	
6- 7	0- 1		1- 1		NON-CONFERENCE	0- 3		0- 1		5- 1	
1- 4	0- 0		1- 1		HOME	0- 2		0- 1		0- 0	
5- 3	0- 1		0- 0		AWAY	0- 1		0- 0		5- 1	
0- 0	0- 0		0- 0		NEUTRAL	0- 0		0- 0		0- 0	
1- 1	0- 1		0- 0		CONFERENCE	0- 0		0- 0		1- 0	
0- 1	0- 1		0- 0		HOME	0- 0		0- 0		0- 0	
1- 0	0- 0		0- 0		AWAY	0- 0		0- 0		1- 0	
0- 0	0- 0		0- 0		NEUTRAL	0- 0		0- 0		0- 0	

RPI 1-25				RPI 26-50				RPI 51-100				RPI 101+ Team's RPI: 111			
RPI	S	Opponent	Score	RPI	S	Opponent	Score	RPI	S	Opponent	Score	RPI	S	Opponent	Score
7	H	UConn	61 81	39	H	Georgia Tech	95 89	55	H	New Mexico	84 89	135	H	UT Arlington	61 65
24	A	California	79 80	44	H	Texas A&M	52 68	88	H	Boston College	57 64	153	A	Louisiana Tech	88 100
								92	A	FGCU	71 76	229	A	George Mason	66 56
												236	A	SMU	72 61
												241	A	Southern Miss.	61 44
												259	A	Columbia	83 72
												268	A	ETSU	84 77
												290	A	Incarnate Word	79 60
LAST 12 Division I GAMES:															
7	H	UConn	61 81	236	A	SMU	72 61	92	A	FGCU	71 76	55	H	New Mexico	84 89
241	A	Southern Miss.	61 44	92	A	FGCU	71 76	55	H	New Mexico	84 89	259	A	Columbia	83 72
229	A	George Mason	66 56	55	H	New Mexico	84 89	259	A	Columbia	83 72	88	H	Boston College	57 64
135	H	UT Arlington	61 65	88	H	Boston College	57 64	290	A	Incarnate Word	79 60				
44	H	Texas A&M	52 68												
268	A	ETSU	84 77												

Non-Div I Games:

Houston

Average RPI Win:	290	WON-LOST	WINNING	LAST 10	STRENGTH OF	OPP. STRENGTH	TEAM	ADJ.	CONF.	ADJ CONF.
Average RPI Loss:	143	RECORD	PCT. RANK	GAMES	SCHEDULE	OF SCHEDULE	RPI	RPI	RPI	RPI
DIV. I ONLY	2- 6	284	4-6	164	244	270	270	25	25	
DIV. I NON-CONF.	1- 5	311	0- 0	99	310	274	274	22	22	

TOTALS	RPI 1-25	RPI 26-50	W-L RECORDS	RPI 51-100	RPI 101-150	RPI 150+				
2- 6	0- 0	0- 0	OVERALL	0- 2	0- 1	2- 3				
2- 1	0- 0	0- 0	HOME	0- 0	0- 0	2- 1				
0- 5	0- 0	0- 0	AWAY	0- 2	0- 1	0- 2				
0- 0	0- 0	0- 0	NEUTRAL	0- 0	0- 0	0- 0				
1- 5	0- 0	0- 0	NON-CONFERENCE	0- 1	0- 1	1- 3				
1- 1	0- 0	0- 0	HOME	0- 0	0- 0	1- 1				
0- 4	0- 0	0- 0	AWAY	0- 1	0- 1	0- 2				
0- 0	0- 0	0- 0	NEUTRAL	0- 0	0- 0	0- 0				
1- 1	0- 0	0- 0	CONFERENCE	0- 1	0- 0	1- 0				
1- 0	0- 0	0- 0	HOME	0- 0	0- 0	1- 0				
0- 1	0- 0	0- 0	AWAY	0- 1	0- 0	0- 0				
0- 0	0- 0	0- 0	NEUTRAL	0- 0	0- 0	0- 0				

RPI 1-25				RPI 26-50				RPI 51-100				RPI 101+				Team's RPI: 270
RPI	S	Opponent	Score	RPI	S	Opponent	Score	RPI	S	Opponent	Score	RPI	S	Opponent	Score	
								62	A	Lamar University	50 63	144	A	Texas Tech	76 82	
								70	A	Oklahoma St.	44 77	162	H	Oral Roberts	56 74	
												172	A	North Texas	75 100	
												246	A	Wichita St.	50 68	
												275	H	New Orleans	83 74	
												304	H	La. -Monroe	68 60	
LAST 12 Division I GAMES:																
				62	A	Lamar University	50 63	275	H	New Orleans	83 74					
				304	H	La. -Monroe	68 60	246	A	Wichita St.	50 68					
				162	H	Oral Roberts	56 74									
				70	A	Oklahoma St.	44 77									
				172	A	North Texas	75 100									
				144	A	Texas Tech	76 82									

Non-Div I Games: Howard Payne 93 60 Tex. A&M Int'l 81 48 McMurry 92 41 Southwest (NM) 100 57
Houston Baptist

Average RPI Win: **287**
 Average RPI Loss: **177**

WON-LOST
RECORD

WINNING
PCT. RANK

LAST 10
GAMES

STRENGTH OF
SCHEDULE

OPP. STRENGTH
OF SCHEDULE

TEAM
RPI

ADJ.
RPI

CONF.
RPI

ADJ CONF.
RPI

DIV. I ONLY	8- 7	157	5-5	326	294	218	218	32	32
DIV. I NON-CONF.	7- 6	153	0- 0	292	296	205	205	32	32

TOTALS	RPI 1-25	RPI 26-50	W-L RECORDS	RPI 51-100	RPI 101-150	RPI 150+			
8- 7	0- 0	0- 1	OVERALL	0- 0	0- 2	8- 4			
3- 2	0- 0	0- 0	HOME	0- 0	0- 0	3- 2			
5- 5	0- 0	0- 1	AWAY	0- 0	0- 2	5- 2			
0- 0	0- 0	0- 0	NEUTRAL	0- 0	0- 0	0- 0			
7- 6	0- 0	0- 1	NON-CONFERENCE	0- 0	0- 2	7- 3			
2- 2	0- 0	0- 0	HOME	0- 0	0- 0	2- 2			
5- 4	0- 0	0- 1	AWAY	0- 0	0- 2	5- 1			
0- 0	0- 0	0- 0	NEUTRAL	0- 0	0- 0	0- 0			
1- 1	0- 0	0- 0	CONFERENCE	0- 0	0- 0	1- 1			
1- 0	0- 0	0- 0	HOME	0- 0	0- 0	1- 0			
0- 1	0- 0	0- 0	AWAY	0- 0	0- 0	0- 1			
0- 0	0- 0	0- 0	NEUTRAL	0- 0	0- 0	0- 0			

RPI	S	Opponent	Score	RPI	S	Opponent	Score	RPI	S	Opponent	Score	RPI	S	Opponent	Score
49	A	North Carolina	63 85									128	A	William & Mary	75 88
												134	A	Cincinnati	51 85
												183	H	Mercer	70 85
												203	A	UMES	72 80
												229	H	George Mason	73 59
												245	A	Niagara	68 61
												249	A	Campbell	69 64
												257	A	La Salle	57 54
												269	H	Siena	81 86
												276	A	Richmond	60 67
												319	A	FIU	89 62
												320	H	NJIT	77 57
												330	H	Florida A&M	74 68
												349	A	Fairleigh Dickinson	79 58
LAST 12 Division I GAMES:															
319	A	FIU	89 62	203	A	UMES	72 80								
249	A	Campbell	69 64	330	H	Florida A&M	74 68								
276	A	Richmond	60 67	49	A	North Carolina	63 85								
245	A	Niagara	68 61	134	A	Cincinnati	51 85								
229	H	George Mason	73 59	183	H	Mercer	70 85								
349	A	Fairleigh Dickinson	79 58	269	H	Siena	81 86								

Howard

Howard

Non-Div I Games:

Howard

Average RPI Win:	224	WON-LOST	WINNING	LAST 10	STRENGTH OF	OPP. STRENGTH	TEAM	ADJ.	CONF.	ADJ CONF.
Average RPI Loss:	92	RECORD	PCT. RANK	GAMES	SCHEDULE	OF SCHEDULE	RPI	RPI	RPI	RPI
DIV. I ONLY	8- 7	157	4-6	115	192	130	130	19	19	
DIV. I NON-CONF.	5- 5	162	0- 0	36	162	72	72	16	16	

TOTALS	RPI 1-25	RPI 26-50	W-L RECORDS	RPI 51-100	RPI 101-150	RPI 150+				
8- 7	0- 1	0- 0	OVERALL	0- 3	2- 3	6- 0				
3- 3	0- 0	0- 0	HOME	0- 3	1- 0	2- 0				
4- 4	0- 1	0- 0	AWAY	0- 0	1- 3	3- 0				
1- 0	0- 0	0- 0	NEUTRAL	0- 0	0- 0	1- 0				
5- 5	0- 1	0- 0	NON-CONFERENCE	0- 2	2- 2	3- 0				
1- 2	0- 0	0- 0	HOME	0- 2	1- 0	0- 0				
3- 3	0- 1	0- 0	AWAY	0- 0	1- 2	2- 0				
1- 0	0- 0	0- 0	NEUTRAL	0- 0	0- 0	1- 0				
3- 2	0- 0	0- 0	CONFERENCE	0- 1	0- 1	3- 0				
2- 1	0- 0	0- 0	HOME	0- 1	0- 0	2- 0				
1- 1	0- 0	0- 0	AWAY	0- 0	0- 1	1- 0				
0- 0	0- 0	0- 0	NEUTRAL	0- 0	0- 0	0- 0				

RPI 1-25				RPI 26-50				RPI 51-100				RPI 101+				Team's RPI: 130
RPI	S	Opponent	Score	RPI	S	Opponent	Score	RPI	S	Opponent	Score	RPI	S	Opponent	Score	
14	A	Iowa	58 72					60	H	Ohio	66 73	118	H	UT Martin	73 72	
								72	H	UNI	40 53	123	A	Indiana St.	64 59	
								81	H	Wright St.	75 78	126	A	Youngstown St.	52 70	
												140	A	Wisconsin	64 65	
												150	A	Southern Ill.	73 78	
												168	N	VCU	63 61	
												223	A	Ole Miss	66 58	
												251	A	Cleveland St.	75 50	
												272	H	Northern Ky.	70 48	
												299	A	UTSA	58 50	
												334	H	Detroit Mercy	82 47	
LAST 12 Division I GAMES:																
150	A	Southern Ill.	73 78	334	H	Detroit Mercy	82 47	126	A	Youngstown St.	52 70					
60	H	Ohio	66 73	251	A	Cleveland St.	75 50	272	H	Northern Ky.	70 48					
14	A	Iowa	58 72	81	H	Wright St.	75 78	299	A	UTSA	58 50					
123	A	Indiana St.	64 59													
72	H	UNI	40 53													
168	N	VCU	63 61													

Non-Div I Games: Purdue Northwest 101 40

IUPUI

Average RPI Win:	188	WON-LOST	WINNING	LAST 10	STRENGTH OF	OPP. STRENGTH	TEAM	ADJ.	CONF.	ADJ CONF.
Average RPI Loss:	91	RECORD	PCT. RANK	GAMES	SCHEDULE	OF SCHEDULE	RPI	RPI	RPI	RPI
DIV. I ONLY	7- 7	167	5-5	107	83	105	105	14	14	
DIV. I NON-CONF.	3- 6	241	0- 0	43	66	122	122	10	10	

TOTALS	RPI 1-25	RPI 26-50	W-L RECORDS	RPI 51-100	RPI 101-150	RPI 150+				
7- 7	0- 2	0- 2	OVERALL	0- 1	3- 0	4- 2				
3- 1	0- 0	0- 0	HOME	0- 1	0- 0	3- 0				
4- 5	0- 2	0- 1	AWAY	0- 0	3- 0	1- 2				
0- 1	0- 0	0- 1	NEUTRAL	0- 0	0- 0	0- 0				
3- 6	0- 2	0- 2	NON-CONFERENCE	0- 0	1- 0	2- 2				
2- 0	0- 0	0- 0	HOME	0- 0	0- 0	2- 0				
1- 5	0- 2	0- 1	AWAY	0- 0	1- 0	0- 2				
0- 1	0- 0	0- 1	NEUTRAL	0- 0	0- 0	0- 0				
4- 1	0- 0	0- 0	CONFERENCE	0- 1	2- 0	2- 0				
1- 1	0- 0	0- 0	HOME	0- 1	0- 0	1- 0				
3- 0	0- 0	0- 0	AWAY	0- 0	2- 0	1- 0				
0- 0	0- 0	0- 0	NEUTRAL	0- 0	0- 0	0- 0				

RPI 1-25				RPI 26-50				RPI 51-100				RPI 101+				Team's RPI: 105
RPI	S	Opponent	Score	RPI	S	Opponent	Score	RPI	S	Opponent	Score	RPI	S	Opponent	Score	
2	A	Stanford	71 115	38	A	Wyoming	61 64	58	H	Northern Colo.	72 86	103	A	Idaho St.	86 72	
10	A	Gonzaga	51 88	40	N	Boise St.	85 91					136	A	Montana St.	82 66	
												144	A	Texas Tech	88 77	
												159	H	CSUN	88 73	
												195	H	Eastern Wash.	84 68	
												210	A	Long Beach St.	63 70	
												240	H	San Francisco	70 63	
												281	A	Hawaii	61 69	
												338	A	Weber St.	79 74	

LAST 12 Division I GAMES:																
10	A	Gonzaga	51 88	136	A	Montana St.	82 66									
38	A	Wyoming	61 64	58	H	Northern Colo.	72 86									
281	A	Hawaii	61 69	195	H	Eastern Wash.	84 68									
240	H	San Francisco	70 63	338	A	Weber St.	79 74									
210	A	Long Beach St.	63 70	103	A	Idaho St.	86 72									
40	N	Boise St.	85 91	144	A	Texas Tech	88 77									

Non-Div I Games:

Idaho

Average RPI Win:	244	WON-LOST	WINNING	LAST 10	STRENGTH OF	OPP. STRENGTH	TEAM	ADJ.	CONF.	ADJ CONF.
Average RPI Loss:	51	RECORD	PCT. RANK	GAMES	SCHEDULE	OF SCHEDULE	RPI	RPI	RPI	RPI
DIV. I ONLY	8- 5	110	8-2	147	184	103	103	14	14	
DIV. I NON-CONF.	4- 4	162	0- 0	21	213	53	53	10	10	

TOTALS	RPI 1-25	RPI 26-50	W-L RECORDS	RPI 51-100	RPI 101-150	RPI 150+				
8- 5	0- 1	0- 2	OVERALL	0- 1	0- 1	8- 0				
3- 1	0- 0	0- 0	HOME	0- 0	0- 1	3- 0				
4- 3	0- 1	0- 1	AWAY	0- 1	0- 0	4- 0				
1- 1	0- 0	0- 1	NEUTRAL	0- 0	0- 0	1- 0				
4- 4	0- 1	0- 2	NON-CONFERENCE	0- 1	0- 0	4- 0				
2- 0	0- 0	0- 0	HOME	0- 0	0- 0	2- 0				
1- 3	0- 1	0- 1	AWAY	0- 1	0- 0	1- 0				
1- 1	0- 0	0- 1	NEUTRAL	0- 0	0- 0	1- 0				
4- 1	0- 0	0- 0	CONFERENCE	0- 0	0- 1	4- 0				
1- 1	0- 0	0- 0	HOME	0- 0	0- 1	1- 0				
3- 0	0- 0	0- 0	AWAY	0- 0	0- 0	3- 0				
0- 0	0- 0	0- 0	NEUTRAL	0- 0	0- 0	0- 0				

RPI 1-25				RPI 26-50				RPI 51-100				RPI 101+				Team's RPI: 103
RPI	S	Opponent	Score	RPI	S	Opponent	Score	RPI	S	Opponent	Score	RPI	S	Opponent	Score	
10	A	Gonzaga	51 70	39	N	Georgia Tech	51 74	53	A	Utah	60 74	105	H	Idaho	72 86	
				47	A	Arizona	46 71					170	H	Pepperdine	65 63	
												195	H	Eastern Wash.	63 48	
												207	A	Northern Ariz.	80 69	
												224	A	Southern Utah	69 57	
												263	N	Kennesaw St.	60 49	
												265	H	Utah Valley	80 68	
												287	A	Cal i forn i a Baptist	72 57	
												338	A	Weber St.	70 57	
LAST 12 Division I GAMES:																
				170	H	Pepperdine	65 63	338	A	Weber St.	70 57					
				265	H	Utah Valley	80 68	207	A	Northern Ariz.	80 69					
				39	N	Georgia Tech	51 74	224	A	Southern Utah	69 57					
				263	N	Kennesaw St.	60 49	195	H	Eastern Wash.	63 48					
				53	A	Utah	60 74	105	H	Idaho	72 86					
				10	A	Gonzaga	51 70	47	A	Arizona	46 71					

Non-Div I Games: Benedictine Mesa 88 51

Idaho St.

Average RPI	Win: 225	WON-LOST	WINNING	LAST 10	STRENGTH OF	OPP. STRENGTH	TEAM	ADJ.	CONF.	ADJ CONF.
Average RPI	Loss: 75	RECORD	PCT. RANK	GAMES	SCHEDULE	OF SCHEDULE	RPI	RPI	RPI	RPI
DIV. I ONLY	9- 6	115	5-5	118	169	143	143	4	4	
DIV. I NON-CONF.	8- 3	72	0- 0	261	226	169	169	4	4	

TOTALS	RPI 1-25	RPI 26-50	W-L RECORDS	RPI 51-100	RPI 101-150	RPI 150+				
9- 6	0- 2	0- 1	OVERALL	1- 2	1- 0	7- 1				
7- 3	0- 2	0- 1	HOME	0- 0	1- 0	6- 0				
2- 2	0- 0	0- 0	AWAY	1- 2	0- 0	1- 0				
0- 1	0- 0	0- 0	NEUTRAL	0- 0	0- 0	0- 1				
8- 3	0- 0	0- 1	NON-CONFERENCE	0- 1	1- 0	7- 1				
7- 1	0- 0	0- 1	HOME	0- 0	1- 0	6- 0				
1- 1	0- 0	0- 0	AWAY	0- 1	0- 0	1- 0				
0- 1	0- 0	0- 0	NEUTRAL	0- 0	0- 0	0- 1				
1- 3	0- 2	0- 0	CONFERENCE	1- 1	0- 0	0- 0				
0- 2	0- 2	0- 0	HOME	0- 0	0- 0	0- 0				
1- 1	0- 0	0- 0	AWAY	1- 1	0- 0	0- 0				
0- 0	0- 0	0- 0	NEUTRAL	0- 0	0- 0	0- 0				

RPI 1-25				RPI 26-50				RPI 51-100				RPI 101+ Team's RPI: 143			
RPI	S	Opponent	Score	RPI	S	Opponent	Score	RPI	S	Opponent	Score	RPI	S	Opponent	Score
16	H	Indiana	83 85	26	H	Missouri	45 67	67	A	Clemson	67 69	123	H	Indiana St.	75 57
19	H	Rutgers	60 71					75	A	Minnesota	66 62	222	H	Eastern Mi ch.	72 66
								80	A	Northwestern	45 68	225	H	SIUE	74 57
												243	N	Sacramento St.	107 109
												259	H	Columbia	76 69
												261	H	Alabama A&M	88 60
												267	H	Murray St.	84 52
												288	A	Cal Poly	74 51
												309	H	Valparaiso	73 54

LAST 12 Division I GAMES:															
225	H	SIUE	74 57	19	H	Rutgers	60 71	75	A	Minnesota	66 62				
267	H	Murray St.	84 52					80	A	Northwestern	45 68				
123	H	Indiana St.	75 57					16	H	Indiana	83 85				
222	H	Eastern Mi ch.	72 66					26	H	Missouri	45 67				
67	A	Clemson	67 69					288	A	Cal Poly	74 51				
243	N	Sacramento St.	107 109												

Non-Div I Games:

Average RPI Win:	214	WON-LOST	WINNING	LAST 10	STRENGTH OF	OPP. STRENGTH	TEAM	ADJ.	CONF.	ADJ CONF.
Average RPI Loss:	142	RECORD	PCT. RANK	GAMES	SCHEDULE	OF SCHEDULE	RPI	RPI	RPI	RPI
DIV. I ONLY	7- 6	144	7-3	242	194	184	184	13	13	
DIV. I NON-CONF.	6- 4	125	0- 0	291	282	185	185	13	13	

TOTALS	RPI 1-25	RPI 26-50	W-L RECORDS	RPI 51-100	RPI 101-150	RPI 150+				
7- 6	0- 2	0- 0	OVERALL	1- 0	0- 1	6- 3				
5- 1	0- 1	0- 0	HOME	1- 0	0- 0	4- 0				
2- 5	0- 1	0- 0	AWAY	0- 0	0- 1	2- 3				
0- 0	0- 0	0- 0	NEUTRAL	0- 0	0- 0	0- 0				
6- 4	0- 1	0- 0	NON-CONFERENCE	0- 0	0- 0	6- 3				
4- 0	0- 0	0- 0	HOME	0- 0	0- 0	4- 0				
2- 4	0- 1	0- 0	AWAY	0- 0	0- 0	2- 3				
0- 0	0- 0	0- 0	NEUTRAL	0- 0	0- 0	0- 0				
1- 2	0- 1	0- 0	CONFERENCE	1- 0	0- 1	0- 0				
1- 1	0- 1	0- 0	HOME	1- 0	0- 0	0- 0				
0- 1	0- 0	0- 0	AWAY	0- 0	0- 1	0- 0				
0- 0	0- 0	0- 0	NEUTRAL	0- 0	0- 0	0- 0				

RPI 1-25				RPI 26-50				RPI 51-100				RPI 101+				Team's RPI: 184
RPI	S	Opponent	Score	RPI	S	Opponent	Score	RPI	S	Opponent	Score	RPI	S	Opponent	Score	
12	H	Drake	64 82					72	H	UNI	66 64	123	A	Indiana St.	44 59	
18	A	Butler	56 58									171	H	North Dakota	67 55	
												175	A	UMKC	62 55	
												193	H	Saint Louis	72 67	
												222	A	Eastern Mich.	41 50	
												225	A	SIUE	61 68	
												251	A	Cleveland St.	63 67	
												272	A	Northern Ky.	58 53	
												278	H	Oakland	62 56	
												336	H	Austin Peay	61 49	

LAST 12 Division I GAMES:																
272	A	Northern Ky.	58 53	123	A	Indiana St.	44 59									
336	H	Austin Peay	61 49	12	H	Drake	64 82									
278	H	Oakland	62 56	72	H	UNI	66 64									
18	A	Butler	56 58	175	A	UMKC	62 55									
251	A	Cleveland St.	63 67	193	H	Saint Louis	72 67									
222	A	Eastern Mich.	41 50	171	H	North Dakota	67 55									

Non-Div I Games: Maryville (MO) 61 52

Illinois St.

Average RPI Win:	340	WON-LOST	WINNING	LAST 10	STRENGTH OF	OPP. STRENGTH	TEAM	ADJ.	CONF.	ADJ CONF.
Average RPI Loss:	146	RECORD	PCT. RANK	GAMES	SCHEDULE	OF SCHEDULE	RPI	RPI	RPI	RPI
DIV. I ONLY	1- 12	336	1-9	148	210	290	290	25	25	
DIV. I NON-CONF.	0- 11	336	0- 0	73	201	296	296	22	22	

TOTALS	RPI 1-25	RPI 26-50	W-L RECORDS	RPI 51-100	RPI 101-150	RPI 150+				
1- 12	0- 2	0- 1	OVERALL	0- 1	0- 3	1- 5				
0- 4	0- 0	0- 0	HOME	0- 0	0- 3	0- 1				
1- 8	0- 2	0- 1	AWAY	0- 1	0- 0	1- 4				
0- 0	0- 0	0- 0	NEUTRAL	0- 0	0- 0	0- 0				
0- 11	0- 2	0- 1	NON-CONFERENCE	0- 1	0- 3	0- 4				
0- 4	0- 0	0- 0	HOME	0- 0	0- 3	0- 1				
0- 7	0- 2	0- 1	AWAY	0- 1	0- 0	0- 3				
0- 0	0- 0	0- 0	NEUTRAL	0- 0	0- 0	0- 0				
1- 1	0- 0	0- 0	CONFERENCE	0- 0	0- 0	1- 1				
0- 0	0- 0	0- 0	HOME	0- 0	0- 0	0- 0				
1- 1	0- 0	0- 0	AWAY	0- 0	0- 0	1- 1				
0- 0	0- 0	0- 0	NEUTRAL	0- 0	0- 0	0- 0				

RPI 1-25				RPI 26-50				RPI 51-100				RPI 101+ Team's RPI: 290			
RPI	S	Opponent	Score	RPI	S	Opponent	Score	RPI	S	Opponent	Score	RPI	S	Opponent	Score
15	A	Arizona St.	43 81	47	A	Arizona	42 84	75	A	Minnesota	39 75	111	H	Houston	60 79
17	A	South Dakota	43 96									120	H	Rice	63 74
												135	H	UT Arlington	49 97
												174	A	Nicholls St.	62 86
												187	A	Massachusetts	59 71
												205	A	San Diego St.	38 81
												324	A	Grand Canyon	63 74
												338	H	Weber St.	64 72
												340	A	McNeese	68 66

LAST 12 Division I GAMES:															
135	H	UT Arlington	49 97	174	A	Nicholls St.	62 86	340	A	McNeese	68 66	120	H	Rice	63 74
47	A	Arizona	42 84												
338	H	Weber St.	64 72												
205	A	San Diego St.	38 81												
111	H	Houston	60 79												
17	A	South Dakota	43 96												

Non-Div I Games:

Incarnate Word

Average RPI Win:	123	WON-LOST	WINNING	LAST 10	STRENGTH OF	OPP. STRENGTH	TEAM	ADJ.	CONF.	ADJ CONF.
Average RPI Loss:	131	RECORD	PCT. RANK	GAMES	SCHEDULE	OF SCHEDULE	RPI	RPI	RPI	RPI
DIV. I ONLY	14- 2	16	8-2	87	12	16	16	4	4	
DIV. I NON-CONF.	11- 1	13	0- 0	113	21	15	15	4	4	

TOTALS	RPI 1-25	RPI 26-50	W-L RECORDS	RPI 51-100	RPI 101-150	RPI 150+				
14- 2	3- 0	1- 0	OVERALL	3- 0	3- 2	4- 0				
8- 0	2- 0	0- 0	HOME	2- 0	1- 0	3- 0				
5- 1	0- 0	1- 0	AWAY	1- 0	2- 1	1- 0				
1- 1	1- 0	0- 0	NEUTRAL	0- 0	0- 1	0- 0				
11- 1	2- 0	1- 0	NON-CONFERENCE	2- 0	2- 1	4- 0				
6- 0	1- 0	0- 0	HOME	1- 0	1- 0	3- 0				
4- 0	0- 0	1- 0	AWAY	1- 0	1- 0	1- 0				
1- 1	1- 0	0- 0	NEUTRAL	0- 0	0- 1	0- 0				
3- 1	1- 0	0- 0	CONFERENCE	1- 0	1- 1	0- 0				
2- 0	1- 0	0- 0	HOME	1- 0	0- 0	0- 0				
1- 1	0- 0	0- 0	AWAY	0- 0	1- 1	0- 0				
0- 0	0- 0	0- 0	NEUTRAL	0- 0	0- 0	0- 0				

RPI	S	Opponent	Score	RPI	S	Opponent	Score	RPI	S	Opponent	Score	RPI	S	Opponent	Score
17	N	South Dakota	68 60	31	A	UCLA	67 65	86	H	Penn St.	83 75	106	A	Wake Forest	87 73
18	H	Butler	66 46					90	H	Northern Ill.	91 73	129	N	Grambling	62 65
25	H	Michigan St.	68 64					100	A	Loyola Marymount	67 43	132	A	Ohio St.	50 55
												141	H	Missouri St.	98 74
												143	A	Illinois	85 83
												185	H	Milwaukee	68 66
												220	H	Florida	83 64
												278	A	Oakland	59 32
												285	H	North Florida	75 52

LAST 12 Division I GAMES:															
129	N	Grambling	62 65	132	A	Ohio St.	50 55	25	H	Michigan St.	68 64	86	H	Penn St.	83 75
100	A	Loyola Marymount	67 43	17	N	South Dakota	68 60	143	A	Illinois	85 83	90	H	Northern Ill.	91 73
141	H	Missouri St.	98 74												
18	H	Butler	66 46												
31	A	UCLA	67 65												
106	A	Wake Forest	87 73												

Non-Div I Games:

Indiana

Average RPI Win:	233	WON-LOST	WINNING	LAST 10	STRENGTH OF	OPP. STRENGTH	TEAM	ADJ.	CONF.	ADJ CONF.
Average RPI Loss:	132	RECORD	PCT. RANK	GAMES	SCHEDULE	OF SCHEDULE	RPI	RPI	RPI	RPI
DIV. I ONLY	7- 6	144	5-5	135	252	123	123	13	13	
DIV. I NON-CONF.	5- 5	162	0- 0	149	276	136	136	13	13	

TOTALS	RPI 1-25	RPI 26-50	W-L RECORDS	RPI 51-100	RPI 101-150	RPI 150+				
7- 6	0- 1	0- 0	OVERALL	0- 0	1- 4	6- 1				
2- 1	0- 0	0- 0	HOME	0- 0	0- 1	2- 0				
5- 4	0- 1	0- 0	AWAY	0- 0	1- 2	4- 1				
0- 1	0- 0	0- 0	NEUTRAL	0- 0	0- 1	0- 0				
5- 5	0- 1	0- 0	NON-CONFERENCE	0- 0	0- 3	5- 1				
1- 1	0- 0	0- 0	HOME	0- 0	0- 1	1- 0				
4- 3	0- 1	0- 0	AWAY	0- 0	0- 1	4- 1				
0- 1	0- 0	0- 0	NEUTRAL	0- 0	0- 1	0- 0				
2- 1	0- 0	0- 0	CONFERENCE	0- 0	1- 1	1- 0				
1- 0	0- 0	0- 0	HOME	0- 0	0- 0	1- 0				
1- 1	0- 0	0- 0	AWAY	0- 0	1- 1	0- 0				
0- 0	0- 0	0- 0	NEUTRAL	0- 0	0- 0	0- 0				

RPI 1-25				RPI 26-50				RPI 51-100				RPI 101+				Team's RPI: 123
RPI	S	Opponent	Score	RPI	S	Opponent	Score	RPI	S	Opponent	Score	RPI	S	Opponent	Score	
18	A	Butler	49 72									130	H	IUPUI	59 64	
												141	A	Missouri St.	58 71	
												141	N	UC Irvine	61 77	
												143	A	Illinois	57 75	
												150	A	Southern Ill.	61 58	
												184	H	Illinois St.	59 44	
												193	A	Saint Louis	60 56	
												199	A	Southeast Mo. St.	62 51	
												216	A	Eastern Ill.	39 63	
												252	A	Marshall	62 53	
												324	A	Grand Canyon	88 81	
												328	H	UIC	60 53	
LAST 12 Division I GAMES:																
328	H	UIC	60 53	184	H	Illinois St.	59 44									
143	A	Illinois	57 75	150	A	Southern Ill.	61 58									
130	H	IUPUI	59 64	141	A	Missouri St.	58 71									
199	A	Southeast Mo. St.	62 51	216	A	Eastern Ill.	39 63									
141	N	UC Irvine	61 77	18	A	Butler	49 72									
324	A	Grand Canyon	88 81	193	A	Saint Louis	60 56									

Non-Div I Games: Davenport 79 43

Indiana St.

**I
o
n
a**

I
o
n
a

l ona

Average RPI Win:	138	WON-LOST	WINNING	LAST 10	STRENGTH OF	OPP. STRENGTH	TEAM	ADJ.	CONF.	ADJ CONF.
Average RPI Loss:	27	RECORD	PCT. RANK	GAMES	SCHEDULE	OF SCHEDULE	RPI	RPI	RPI	RPI
DIV. I ONLY	11- 4	60	7-3	13	22	14	14	4	4	
DIV. I NON-CONF.	9- 2	43	0- 1	19	17	10	10	4	4	

TOTALS	RPI 1-25	RPI 26-50	W-L RECORDS	RPI 51-100	RPI 101-150	RPI 150+				
11- 4	2- 3	0- 0	OVERALL	2- 1	3- 0	4- 0				
8- 0	1- 0	0- 0	HOME	2- 0	2- 0	3- 0				
2- 3	1- 2	0- 0	AWAY	0- 1	1- 0	0- 0				
1- 1	0- 1	0- 0	NEUTRAL	0- 0	0- 0	1- 0				
9- 2	2- 2	0- 0	NON-CONFERENCE	1- 0	2- 0	4- 0				
6- 0	1- 0	0- 0	HOME	1- 0	1- 0	3- 0				
2- 1	1- 1	0- 0	AWAY	0- 0	1- 0	0- 0				
1- 1	0- 1	0- 0	NEUTRAL	0- 0	0- 0	1- 0				
2- 2	0- 1	0- 0	CONFERENCE	1- 1	1- 0	0- 0				
2- 0	0- 0	0- 0	HOME	1- 0	1- 0	0- 0				
0- 2	0- 1	0- 0	AWAY	0- 1	0- 0	0- 0				
0- 0	0- 0	0- 0	NEUTRAL	0- 0	0- 0	0- 0				

RPI	S	Opponent	Score
1	A	Notre Dame	71 105
3	H	Iowa St.	73 70
12	A	Drake	91 82
23	N	Florida St.	67 71
25	A	Michigan St.	70 84

RPI	S	Opponent	Score
-----	---	----------	-------

RPI	S	Opponent	Score
59	A	Purdue	57 62
72	H	UNI	83 57
91	H	Nebraska	77 71

RPI	S	Opponent	Score
112	A	Western Ky.	104 67
130	H	IUPUI	72 58
140	H	Wisconsin	71 53
151	N	West Virginia	84 81
162	H	Oral Roberts	90 77
298	H	Robert Morris	92 63
344	H	N. C. Central	106 39

LAST 12 Division I GAMES:

12	A	Drake	91 82	23	N	Florida St.	67 71
72	H	UNI	83 57	59	A	Purdue	57 62
130	H	IUPUI	72 58	140	H	Wisconsin	71 53
3	H	Iowa St.	73 70	91	H	Nebraska	77 71
298	H	Robert Morris	92 63	25	A	Michigan St.	70 84
1	A	Notre Dame	71 105	151	N	West Virginia	84 81

Non-Div I Games:

Iowa

RPI 1-25				RPI 26-50				RPI 51-100				RPI 101+			
RPI	S	Opponent	Score	RPI	S	Opponent	Score	RPI	S	Opponent	Score	RPI	S	Opponent	Score
12	H	Drake	86 81	36	H	Miami (FL)	75 52	52	H	Kansas St.	96 58	166	H	Prairie View	94 46
14	A	Iowa	70 73	37	H	Auburn	67 64	54	H	Arkansas	91 82	171	H	North Dakota	87 35
17	A	South Dakota	59 64					61	A	Kansas	82 73	222	N	Eastern Mich.	85 59
								65	H	Bucknell	86 61	245	H	Niagara	95 35
								83	H	TCU	92 54				
								90	H	Northern Ill.	70 60				
LAST 12 Division I GAMES:															
				52	H	Kansas St.	96 58	90	H	Northern Ill.	70 60				
				65	H	Bucknell	86 61	37	H	Auburn	67 64				
				166	H	Prairie View	94 46	36	H	Miami (FL)	75 52				
				12	H	Drake	86 81	83	H	TCU	92 54				
				171	H	North Dakota	87 35	61	A	Kansas	82 73				
				14	A	Iowa	70 73	54	H	Arkansas	91 82				

Iowa St.

Average RPI Win:	331	WON-LOST	WINNING	LAST 10	STRENGTH OF	OPP. STRENGTH	TEAM	ADJ.	CONF.	ADJ CONF.
Average RPI Loss:	186	RECORD	PCT. RANK	GAMES	SCHEDULE	OF SCHEDULE	RPI	RPI	RPI	RPI
DIV. I ONLY	2- 9	310	3-7	283	275	327	327	28	28	
DIV. I NON-CONF.	2- 7	288	0- 0	222	308	297	297	25	25	

TOTALS	RPI 1-25	RPI 26-50	W-L RECORDS	RPI 51-100	RPI 101-150	RPI 150+				
2- 9	0- 1	0- 0	OVERALL	0- 1	0- 1	2- 6				
1- 1	0- 0	0- 0	HOME	0- 0	0- 0	1- 1				
0- 7	0- 1	0- 0	AWAY	0- 1	0- 1	0- 4				
1- 1	0- 0	0- 0	NEUTRAL	0- 0	0- 0	1- 1				
2- 7	0- 1	0- 0	NON-CONFERENCE	0- 1	0- 1	2- 4				
1- 1	0- 0	0- 0	HOME	0- 0	0- 0	1- 1				
0- 5	0- 1	0- 0	AWAY	0- 1	0- 1	0- 2				
1- 1	0- 0	0- 0	NEUTRAL	0- 0	0- 0	1- 1				
0- 2	0- 0	0- 0	CONFERENCE	0- 0	0- 0	0- 2				
0- 0	0- 0	0- 0	HOME	0- 0	0- 0	0- 0				
0- 2	0- 0	0- 0	AWAY	0- 0	0- 0	0- 2				
0- 0	0- 0	0- 0	NEUTRAL	0- 0	0- 0	0- 0				

RPI 1-25				RPI 26-50				RPI 51-100				RPI 101+ Team's RPI: 327			
RPI	S	Opponent	Score	RPI	S	Opponent	Score	RPI	S	Opponent	Score	RPI	S	Opponent	Score
11	A	Mississippi St.	38 105					54	A	Arkansas	57 76	135	A	UT Arlington	63 99
												163	N	Akron	57 74
												234	H	Southeastern La.	45 50
												235	A	Alabama St.	67 74
												261	A	Alabama A&M	55 58
												289	A	Louisiana	61 68
												292	A	Memphis	67 68
												328	N	UIC	72 57
												333	H	Central Ark.	65 56
LAST 12 Division I GAMES:															
234	H	Southeastern La.	45 50	235	A	Alabama St.	67 74								
11	A	Mississippi St.	38 105	261	A	Alabama A&M	55 58								
289	A	Louisiana	61 68	54	A	Arkansas	57 76								
333	H	Central Ark.	65 56	328	N	UIC	72 57								
135	A	UT Arlington	63 99	163	N	Akron	57 74								
292	A	Memphis	67 68												

Non-Div I Games: Spring Hill 105 57 Millsaps 88 38

Jackson St.

Loss,
Non-Conf, S Site,
H Home
A Away
N Neutral

Average RPI Win:	304	WON-LOST	WINNING	LAST 10	STRENGTH OF	OPP. STRENGTH	TEAM	ADJ.	CONF.	ADJ CONF.
Average RPI Loss:	137	RECORD	PCT. RANK	GAMES	SCHEDULE	OF SCHEDULE	RPI	RPI	RPI	RPI
DIV. I ONLY	5- 7	214	6-4	294	238	239	239	26	26	
DIV. I NON-CONF.	4- 6	212	0- 0	226	244	210	210	27	27	

TOTALS	RPI 1-25	RPI 26-50	W-L RECORDS	RPI 51-100	RPI 101-150	RPI 150+				
5- 7	0- 1	0- 1	OVERALL	0- 2	0- 0	5- 3				
2- 1	0- 0	0- 0	HOME	0- 0	0- 0	2- 1				
3- 4	0- 1	0- 1	AWAY	0- 1	0- 0	3- 1				
0- 2	0- 0	0- 0	NEUTRAL	0- 1	0- 0	0- 1				
4- 6	0- 1	0- 1	NON-CONFERENCE	0- 2	0- 0	4- 2				
1- 1	0- 0	0- 0	HOME	0- 0	0- 0	1- 1				
3- 3	0- 1	0- 1	AWAY	0- 1	0- 0	3- 0				
0- 2	0- 0	0- 0	NEUTRAL	0- 1	0- 0	0- 1				
1- 1	0- 0	0- 0	CONFERENCE	0- 0	0- 0	1- 1				
1- 0	0- 0	0- 0	HOME	0- 0	0- 0	1- 0				
0- 1	0- 0	0- 0	AWAY	0- 0	0- 0	0- 1				
0- 0	0- 0	0- 0	NEUTRAL	0- 0	0- 0	0- 0				

RPI 1-25				RPI 26-50				RPI 51-100				RPI 101+				Team's RPI: 239
RPI	S	Opponent	Score	RPI	S	Opponent	Score	RPI	S	Opponent	Score	RPI	S	Opponent	Score	
23	A	Florida St.	46 79	44	A	Texas A&M	53 73	63	N	Old Dominion	76 78	183	H	Mercer	71 66	
								86	A	Penn St.	61 80	217	H	Bethune-Cookman	56 58	
												261	N	Alabama A&M	60 65	
												263	A	Kennesaw St.	55 75	
												319	A	FIU	73 62	
												325	H	Lipscomb	62 47	
												346	A	Savannah St.	68 58	
												348	A	Charleston So.	68 58	

LAST 12 Division I GAMES:																
217	H	Bethune-Cookman	56 58	263	A	Kennesaw St.	55 75									
348	A	Charleston So.	68 58	325	H	Lipscomb	62 47									
63	N	Old Dominion	76 78	183	H	Mercer	71 66									
346	A	Savannah St.	68 58	319	A	FIU	73 62									
23	A	Florida St.	46 79	261	N	Alabama A&M	60 65									
44	A	Texas A&M	53 73	86	A	Penn St.	61 80									

Non-Div I Games: Webber Int'l 73 39 Edward Waters 100 48 Warner 105 55

Jacksonville

Average RPI	Win:	265	WON-LOST	WINNING	LAST 10	STRENGTH OF	OPP. STRENGTH	TEAM	ADJ.	CONF.	ADJ CONF.
Average RPI	Loss:	94	RECORD	PCT. RANK	GAMES	SCHEDULE	OF SCHEDULE	RPI	RPI	RPI	RPI
DIV. I ONLY		7- 6		144	6-4	248	162	179	179	21	21
DIV. I NON-CONF.		5- 5		162	0- 1	209	195	187	187	20	20

TOTALS	RPI 1-25		RPI 26-50		W-L RECORDS	RPI 51-100		RPI 101-150		RPI 150+	
7- 6	0- 0		0- 1		OVERALL	0- 2		0- 3		7- 0	
2- 2	0- 0		0- 0		HOME	0- 0		0- 2		2- 0	
5- 2	0- 0		0- 1		AWAY	0- 0		0- 1		5- 0	
0- 2	0- 0		0- 0		NEUTRAL	0- 2		0- 0		0- 0	
5- 5	0- 0		0- 0		NON-CONFERENCE	0- 2		0- 3		5- 0	
1- 2	0- 0		0- 0		HOME	0- 0		0- 2		1- 0	
4- 1	0- 0		0- 0		AWAY	0- 0		0- 1		4- 0	
0- 2	0- 0		0- 0		NEUTRAL	0- 2		0- 0		0- 0	
2- 1	0- 0		0- 1		CONFERENCE	0- 0		0- 0		2- 0	
1- 0	0- 0		0- 0		HOME	0- 0		0- 0		1- 0	
1- 1	0- 0		0- 1		AWAY	0- 0		0- 0		1- 0	
0- 0	0- 0		0- 0		NEUTRAL	0- 0		0- 0		0- 0	

RPI 1-25				RPI 26-50				RPI 51-100				RPI 101+				Team's RPI: 179
RPI	S	Opponent	Score	RPI	S	Opponent	Score	RPI	S	Opponent	Score	RPI	S	Opponent	Score	
				42	A	Bel mont	52 66	64	N	Harvard	62 69	101	H	Troy	63 89	
								99	N	Washington St.	51 64	114	H	Mi ami (OH)	41 58	
												144	A	Texas Tech	58 71	
												191	H	Georgia St.	61 56	
												216	H	Eastern Ill.	78 49	
												223	A	Ole Mi ss	60 49	
												261	A	Al abama A&M	55 48	
												306	A	Tennessee St.	62 52	
												325	A	Li pscomb	58 46	
												330	A	Fl ori da A&M	62 31	

LAST 12 Division I GAMES:																
191	H	Georgia St.	61 56	99	N	Washington St.	51 64	216	H	Eastern Ill.	78 49					
261	A	Al abama A&M	55 48	306	A	Tennessee St.	62 52	42	A	Bel mont	52 66					
223	A	Ole Mi ss	60 49	64	N	Harvard	62 69	101	H	Troy	63 89					
64	N	Harvard	58 46	325	A	Li pscomb	58 46	114	H	Mi ami (OH)	41 58					
144	A	Texas Tech	58 71													

Non-Div I Games: Montevallo 84 52

Jacksonville St.

Average RPI	Win:	207	WON-LOST	WINNING	LAST 10	STRENGTH OF	OPP. STRENGTH	TEAM	ADJ.	CONF.	ADJ CONF.
Average RPI	Loss:	116	RECORD	PCT. RANK	GAMES	SCHEDULE	OF SCHEDULE	RPI	RPI	RPI	RPI
DIV. I ONLY		11- 3		45	8-2	238	137	71	71	11	11
DIV. I NON-CONF.		8- 3		72	0- 0	243	135	86	86	14	14
<hr/>											
TOTALS	RPI 1-25		RPI 26-50		W-L RECORDS	RPI 51-100		RPI 101-150		RPI 150+	
11- 3	0- 0		0- 1		OVERALL	3- 0		0- 1		8- 1	
6- 0	0- 0		0- 0		HOME	3- 0		0- 0		3- 0	
5- 3	0- 0		0- 1		AWAY	0- 0		0- 1		5- 1	
0- 0	0- 0		0- 0		NEUTRAL	0- 0		0- 0		0- 0	
8- 3	0- 0		0- 1		NON-CONFERENCE	3- 0		0- 1		5- 1	
5- 0	0- 0		0- 0		HOME	3- 0		0- 0		2- 0	
3- 3	0- 0		0- 1		AWAY	0- 0		0- 1		3- 1	
0- 0	0- 0		0- 0		NEUTRAL	0- 0		0- 0		0- 0	
3- 0	0- 0		0- 0		CONFERENCE	0- 0		0- 0		3- 0	
1- 0	0- 0		0- 0		HOME	0- 0		0- 0		1- 0	
2- 0	0- 0		0- 0		AWAY	0- 0		0- 0		2- 0	
0- 0	0- 0		0- 0		NEUTRAL	0- 0		0- 0		0- 0	

RPI 1-25				RPI 26-50				RPI 51-100				RPI 101+			
RPI	S	Opponent	Score	RPI	S	Opponent	Score	RPI	S	Opponent	Score	RPI	S	Opponent	Score
				28	A	Maryland	63 87	78	H	Dayton	68 55	106	A	Wake Forest	49 50
								85	H	St. John's (NY)	64 51	164	A	Drexel	51 35
								95	H	Georgetown	69 57	198	H	George Washington	50 37
												200	A	Delaware	68 43
												213	A	Hampton	65 72
												227	H	Hofstra	77 54
												271	A	Liberty	74 53
												298	A	Robert Morris	59 36
												311	H	Winthrop	56 39
												347	A	Delaware St.	103 57
<hr/>															
LAST 12 Division I GAMES:															
				28	A	Maryland	63 87	227	H	Hofstra	77 54				
				78	H	Dayton	68 55	164	A	Drexel	51 35				
				271	A	Liberty	74 53	200	A	Delaware	68 43				
				311	H	Winthrop	56 39	298	A	Robert Morris	59 36				
				213	A	Hampton	65 72	85	H	St. John's (NY)	64 51				
				95	H	Georgetown	69 57	106	A	Wake Forest	49 50				

Non-Div I Games:

James Madison

Average RPI Win:	180	WON-LOST	WINNING	LAST 10	STRENGTH OF	OPP. STRENGTH	TEAM	ADJ.	CONF.	ADJ CONF.
Average RPI Loss:	79	RECORD	PCT. RANK	GAMES	SCHEDULE	OF SCHEDULE	RPI	RPI	RPI	RPI
DIV. I ONLY	10- 3	49	7-3	133	70	61	61	3	3	
DIV. I NON-CONF.	10- 1	19	1- 0	218	100	41	41	3	3	

TOTALS	RPI 1-25	RPI 26-50	W-L RECORDS	RPI 51-100	RPI 101-150	RPI 150+				
10- 3	0- 1	1- 0	OVERALL	2- 1	1- 1	6- 0				
7- 1	0- 1	0- 0	HOME	0- 0	1- 0	6- 0				
1- 2	0- 0	1- 0	AWAY	0- 1	0- 1	0- 0				
2- 0	0- 0	0- 0	NEUTRAL	2- 0	0- 0	0- 0				
10- 1	0- 0	1- 0	NON-CONFERENCE	2- 1	1- 0	6- 0				
7- 0	0- 0	0- 0	HOME	0- 0	1- 0	6- 0				
1- 1	0- 0	1- 0	AWAY	0- 1	0- 0	0- 0				
2- 0	0- 0	0- 0	NEUTRAL	2- 0	0- 0	0- 0				
0- 2	0- 1	0- 0	CONFERENCE	0- 0	0- 1	0- 0				
0- 1	0- 1	0- 0	HOME	0- 0	0- 0	0- 0				
0- 1	0- 0	0- 0	AWAY	0- 0	0- 1	0- 0				
0- 0	0- 0	0- 0	NEUTRAL	0- 0	0- 0	0- 0				

RPI	S	Opponent	Score	RPI	S	Opponent	Score	RPI	S	Opponent	Score	RPI	S	Opponent	Score
3	H	Iowa St.	73 82	50	A	LSU	68 61	80	N	Northwestern	66 57	129	H	Grambling	76 45
								91	A	Nebraska	52 58	144	A	Texas Tech	66 69
								99	N	Washington St.	71 63	162	H	Oral Roberts	70 58
												175	H	UMKC	67 55
												229	H	George Mason	77 56
												261	H	Al abama A&M	65 54
												303	H	Iona	75 44
												308	H	Vermont	77 36

LAST 12 Division I GAMES:															
91	A	Nebraska	52 58	80	N	Northwestern	66 57	144	A	Texas Tech	66 69	3	H	Iowa St.	73 82
50	A	LSU	68 61	99	N	Washington St.	71 63	308	H	Vermont	77 36	129	H	Grambling	76 45
303	H	Iona	75 44												
229	H	George Mason	77 56												
261	H	Al abama A&M	65 54												
162	H	Oral Roberts	70 58												

Non-Div I Games:

Kansas

Average RPI Win: 168

Average RPI Loss: 15

WON-LOST
RECORDWINNING
PCT. RANKLAST 10
GAMESSTRENGTH OF
SCHEDULEOPP. STRENGTH
OF SCHEDULETEAM
RPIADJ.
RPICONF.
RPIADJ CONF.
RPIDIV. I ONLY
DIV. I NON-CONF.10- 5
9- 386
627-3
0- 055
1146
3352
5652
563
33
3

TOTALS

RPI 1-25

RPI 26-50

W-L RECORDS

RPI 51-100

RPI 101-150

RPI 150+

10- 5

0- 4

0- 1

OVERALL

3- 0

1- 0

6- 0

8- 0

0- 0

0- 0

HOME

2- 0

1- 0

5- 0

1- 2

0- 2

0- 0

AWAY

0- 0

0- 0

1- 0

1- 3

0- 2

0- 1

NEUTRAL

1- 0

0- 0

0- 0

9- 3

0- 2

0- 1

NON-CONFERENCE

3- 0

0- 0

6- 0

7- 0

0- 0

0- 0

HOME

2- 0

0- 0

5- 0

1- 0

0- 0

0- 0

AWAY

0- 0

0- 0

1- 0

1- 3

0- 2

0- 1

NEUTRAL

1- 0

0- 0

0- 0

1- 2

0- 2

0- 0

CONFERENCE

0- 0

1- 0

0- 0

1- 0

0- 0

0- 0

HOME

0- 0

1- 0

0- 0

0- 2

0- 2

0- 0

AWAY

0- 0

0- 0

0- 0

0- 0

0- 0

0- 0

NEUTRAL

0- 0

0- 0

0- 0

RPI 1-25

RPI 26-50

RPI 51-100

Team's RPI: 52

RPI 101+

RPI	S	Opponent	Score
3	A	Iowa St.	58 96
4	N	Syracuse	61 70
8	A	Baylor	50 65
15	N	Arizona St.	51 65

RPI	S	Opponent	Score
45	N	DePaul	59 79

RPI	S	Opponent	Score
62	H	Lamar University	73 55
72	H	UNI	72 62
94	N	Princeton	80 61

RPI	S	Opponent	Score
137	H	Oklahoma	86 56
161	A	Little Rock	53 47
172	H	North Texas	60 42
175	H	UMKC	61 50
177	H	Vanderbilt	72 61
297	H	Omaha	61 46
333	H	Central Ark.	70 54

LAST 12 Division I GAMES:

161	A	Little Rock	53 47	8	A	Baylor	50 65
62	H	Lamar University	73 55	137	H	Oklahoma	86 56
177	H	Vanderbilt	72 61	3	A	Iowa St.	58 96
94	N	Princeton	80 61	72	H	UNI	72 62
45	N	DePaul	59 79	333	H	Central Ark.	70 54
4	N	Syracuse	61 70	15	N	Arizona St.	51 65

Non-Div I Games:

Kansas St.

Loss,
 Non-Conf, S Site,
 H Home
A Away
 N Neutral

Average RPI Win:	265	WON-LOST	WINNING	LAST 10	STRENGTH OF	OPP. STRENGTH	TEAM	ADJ.	CONF.	ADJ CONF.
Average RPI Loss:	164	RECORD	PCT. RANK	GAMES	SCHEDULE	OF SCHEDULE	RPI	RPI	RPI	RPI
DIV. I ONLY	4- 10	266	3-7	173	313	263	263	26	26	
DIV. I NON-CONF.	3- 9	271	0- 0	133	289	263	263	27	27	

TOTALS	RPI 1-25	RPI 26-50	W-L RECORDS	RPI 51-100	RPI 101-150	RPI 150+				
4- 10	0- 1	0- 1	OVERALL	0- 1	0- 1	4- 6				
3- 0	0- 0	0- 0	HOME	0- 0	0- 0	3- 0				
0- 6	0- 0	0- 1	AWAY	0- 1	0- 0	0- 4				
1- 4	0- 1	0- 0	NEUTRAL	0- 0	0- 1	1- 2				
3- 9	0- 1	0- 1	NON-CONFERENCE	0- 1	0- 1	3- 5				
2- 0	0- 0	0- 0	HOME	0- 0	0- 0	2- 0				
0- 5	0- 0	0- 1	AWAY	0- 1	0- 0	0- 3				
1- 4	0- 1	0- 0	NEUTRAL	0- 0	0- 1	1- 2				
1- 1	0- 0	0- 0	CONFERENCE	0- 0	0- 0	1- 1				
1- 0	0- 0	0- 0	HOME	0- 0	0- 0	1- 0				
0- 1	0- 0	0- 0	AWAY	0- 0	0- 0	0- 1				
0- 0	0- 0	0- 0	NEUTRAL	0- 0	0- 0	0- 0				

RPI 1-25				RPI 26-50				RPI 51-100				RPI 101+ Team's RPI: 263			
RPI	S	Opponent	Score	RPI	S	Opponent	Score	RPI	S	Opponent	Score	RPI	S	Opponent	Score
25	N	Michigan St.	51 75	39	A	Georgia Tech	35 60	97	A	Seton Hall	80 102	103	N	Idaho St.	49 60
												178	A	East Carolina	56 68
												183	A	Mercer	48 64
												191	A	Georgia St.	73 79
												212	H	Furman	74 63
												217	N	Bethune-Cookman	61 64
												239	H	Jacksonville	75 55
												264	H	Ga. Southern	78 59
												284	N	UMBC	53 57
												320	A	NJIT	60 66
												344	N	N.C. Central	78 54

LAST 12 Division I GAMES:															
183	A	Mercer	48 64	239	H	Jacksonville	75 55	320	A	NJIT	60 66	344	N	N.C. Central	78 54
264	H	Ga. Southern	78 59	217	N	Bethune-Cookman	61 64	39	A	Georgia Tech	35 60	191	A	Georgia St.	73 79
25	N	Michigan St.	51 75												
103	N	Idaho St.	49 60												
178	A	East Carolina	56 68												
212	H	Furman	74 63												

Non-Div I Games: Middle Ga. St. 80 70

Kennesaw St.

Average RPI	Win:	226	WON-LOST	WINNING	LAST 10	STRENGTH OF	OPP. STRENGTH	TEAM	ADJ.	CONF.	ADJ CONF.
Average RPI	Loss:	72	RECORD	PCT. RANK	GAMES	SCHEDULE	OF SCHEDULE	RPI	RPI	RPI	RPI
DIV. I ONLY		8- 4		86	8-2	168	132	96	96	8	8
DIV. I NON-CONF.		6- 4		125	0- 0	213	99	121	121	8	8

TOTALS	RPI 1-25		RPI 26-50		W-L RECORDS	RPI 51-100		RPI 101-150		RPI 150+	
8- 4	0- 1		0- 1		OVERALL	1- 1		1- 1		6- 0	
5- 1	0- 0		0- 0		HOME	1- 0		1- 1		3- 0	
3- 3	0- 1		0- 1		AWAY	0- 1		0- 0		3- 0	
0- 0	0- 0		0- 0		NEUTRAL	0- 0		0- 0		0- 0	
6- 4	0- 1		0- 1		NON-CONFERENCE	0- 1		1- 1		5- 0	
3- 1	0- 0		0- 0		HOME	0- 0		1- 1		2- 0	
3- 3	0- 1		0- 1		AWAY	0- 1		0- 0		3- 0	
0- 0	0- 0		0- 0		NEUTRAL	0- 0		0- 0		0- 0	
2- 0	0- 0		0- 0		CONFERENCE	1- 0		0- 0		1- 0	
2- 0	0- 0		0- 0		HOME	1- 0		0- 0		1- 0	
0- 0	0- 0		0- 0		AWAY	0- 0		0- 0		0- 0	
0- 0	0- 0		0- 0		NEUTRAL	0- 0		0- 0		0- 0	

RPI 1-25				RPI 26-50				RPI 51-100				Team's RPI: 96				RPI 101+			
RPI	S	Opponent	Score	RPI	S	Opponent	Score	RPI	S	Opponent	Score	RPI	S	Opponent	Score	RPI	S	Opponent	Score
9	A	NC State	61 78	49	A	North Carolina	60 73	81	A	Wright St.	55 61	126	H	Youngstown St.	62 34	147	H	Duquesne	72 77
								90	H	Northern Ill.	87 78	201	A	St. Bonaventure	76 64	222	H	Eastern Mich.	71 64
												272	H	Northern Ky.	62 61	278	H	Oakland	75 65
												298	A	Robert Morris	54 46	320	A	NJIT	57 40
LAST 12 Division I GAMES:																			
147	H	Duquesne	72 77	90	H	Northern Ill.	87 78	222	H	Eastern Mich.	71 64	320	A	NJIT	57 40	201	A	St. Bonaventure	76 64
126	H	Youngstown St.	62 34	278	H	Oakland	75 65	298	A	Robert Morris	54 46	81	A	Wright St.	55 61				
272	H	Northern Ky.	62 61	9	A	NC State	61 78												
				49	A	North Carolina	60 73												

Non-Div I Games: Clarion 92 38

Kent St.

Average RPI	Win:	162	WON-LOST	WINNING	LAST 10	STRENGTH OF	OPP. STRENGTH	TEAM	ADJ.	CONF.	ADJ CONF.
Average RPI	Loss:	9	RECORD	PCT. RANK	GAMES	SCHEDULE	OF SCHEDULE	RPI	RPI	RPI	RPI
DIV. I ONLY		15- 2		15	8-2	116	26	20	20	6	6
DIV. I NON-CONF.		13- 1		9	0- 0	166	35	21	21	6	6

TOTALS	RPI 1-25		RPI 26-50		W-L RECORDS	RPI 51-100		RPI 101-150		RPI 150+	
15- 2	0- 2		3- 0		OVERALL	1- 0		2- 0		9- 0	
11- 0	0- 0		0- 0		HOME	1- 0		1- 0		9- 0	
1- 2	0- 2		1- 0		AWAY	0- 0		0- 0		0- 0	
3- 0	0- 0		2- 0		NEUTRAL	0- 0		1- 0		0- 0	
13- 1	0- 1		2- 0		NON-CONFERENCE	1- 0		2- 0		8- 0	
10- 0	0- 0		0- 0		HOME	1- 0		1- 0		8- 0	
0- 1	0- 1		0- 0		AWAY	0- 0		0- 0		0- 0	
3- 0	0- 0		2- 0		NEUTRAL	0- 0		1- 0		0- 0	
2- 1	0- 1		1- 0		CONFERENCE	0- 0		0- 0		1- 0	
1- 0	0- 0		0- 0		HOME	0- 0		0- 0		1- 0	
1- 1	0- 1		1- 0		AWAY	0- 0		0- 0		0- 0	
0- 0	0- 0		0- 0		NEUTRAL	0- 0		0- 0		0- 0	

RPI 1-25				RPI 26-50				RPI 51-100				RPI 101+			
RPI	S	Opponent	Score	RPI	S	Opponent	Score	RPI	S	Opponent	Score	RPI	S	Opponent	Score
6	A	Louisville	75 80	29	A	Tennessee	73 71	77	H	Middle Tenn.	72 55	123	H	Virginia	63 51
11	A	Mississippi St.	71 86	31	N	UCLA	75 74					146	N	South Fla.	85 63
				49	N	North Carolina	85 75					177	H	Vanderbilt	77 55

LAST 12 Division I GAMES:															
77	H	Middle Tenn.	72 55	29	A	Tennessee	73 71	11	A	Mississippi St.	71 86	177	H	Vanderbilt	77 55
6	A	Louisville	75 80									235	H	Alabama St.	87 35
181	H	Rhode Island	75 52									267	H	Murray St.	88 49
190	H	Morehead St.	87 57									323	H	Western Caro.	99 39
49	N	North Carolina	85 75												
31	N	UCLA	75 74												

Non-Div I Games:

Kentucky

Average RPI Win:	329	WON-LOST	WINNING	LAST 10	STRENGTH OF	OPP. STRENGTH	TEAM	ADJ.	CONF.	ADJ CONF.
Average RPI Loss:	253	RECORD	PCT. RANK	GAMES	SCHEDULE	OF SCHEDULE	RPI	RPI	RPI	RPI
DIV. I ONLY	1- 12	336	1-9	331	344	350	350	31	31	
DIV. I NON-CONF.	1- 10	330	0- 0	313	347	349	349	31	31	

TOTALS	RPI 1-25	RPI 26-50	W-L RECORDS	RPI 51-100	RPI 101-150	RPI 150+				
1- 12	0- 0	0- 0	OVERALL	0- 1	0- 2	1- 9				
1- 3	0- 0	0- 0	HOME	0- 0	0- 0	1- 3				
0- 8	0- 0	0- 0	AWAY	0- 1	0- 1	0- 6				
0- 1	0- 0	0- 0	NEUTRAL	0- 0	0- 1	0- 0				
1- 10	0- 0	0- 0	NON-CONFERENCE	0- 1	0- 2	1- 7				
1- 3	0- 0	0- 0	HOME	0- 0	0- 0	1- 3				
0- 6	0- 0	0- 0	AWAY	0- 1	0- 1	0- 4				
0- 1	0- 0	0- 0	NEUTRAL	0- 0	0- 1	0- 0				
0- 2	0- 0	0- 0	CONFERENCE	0- 0	0- 0	0- 2				
0- 0	0- 0	0- 0	HOME	0- 0	0- 0	0- 0				
0- 2	0- 0	0- 0	AWAY	0- 0	0- 0	0- 2				
0- 0	0- 0	0- 0	NEUTRAL	0- 0	0- 0	0- 0				

RPI 1-25				RPI 26-50				RPI 51-100				RPI 101+				Team's RPI: 350	
RPI	S	Opponent	Score	RPI	S	Opponent	Score	RPI	S	Opponent	Score	RPI	S	Opponent	Score		
								69	A	Michigan	38	83	113	A	Lehigh	38	72
												141	N	UC Irvine	71	84	
												230	A	Sacred Heart	53	75	
												279	A	Fairfield	43	71	
												296	H	UMass Lowell	64	69	
												302	A	Bryant	62	69	
												305	A	Saint Peter's	59	86	
												310	H	Army West Point	42	57	
												320	H	NJIT	51	72	
												324	A	Grand Canyon	62	65	
												329	H	Lafayette	55	50	
												341	A	Manhattan	46	61	
LAST 12 Division I GAMES:																	
296	H	UMass Lowell	64	69	230	A	Sacred Heart	53	75								
324	A	Grand Canyon	62	65	302	A	Bryant	62	69								
141	N	UC Irvine	71	84	329	H	Lafayette	55	50								
305	A	Saint Peter's	59	86	113	A	Lehigh	38	72								
279	A	Fairfield	43	71	320	H	NJIT	51	72								
310	H	Army West Point	42	57	69	A	Michigan	38	83								

Non-Div I Games:

LIU Brooklyn

Average RPI Win:	173	WON-LOST	WINNING	LAST 10	STRENGTH OF	OPP. STRENGTH	TEAM	ADJ.	CONF.	ADJ CONF.
Average RPI Loss:	66	RECORD	PCT. RANK	GAMES	SCHEDULE	OF SCHEDULE	RPI	RPI	RPI	RPI
DIV. I ONLY	11- 4	60	7-3	52	151	50	50	6	6	
DIV. I NON-CONF.	9- 3	62	0- 0	70	172	58	58	6	6	

TOTALS	RPI 1-25	RPI 26-50	W-L RECORDS	RPI 51-100	RPI 101-150	RPI 150+				
11- 4	1- 1	1- 0	OVERALL	1- 2	1- 1	7- 0				
8- 2	0- 0	1- 0	HOME	1- 2	1- 0	5- 0				
3- 2	1- 1	0- 0	AWAY	0- 0	0- 1	2- 0				
0- 0	0- 0	0- 0	NEUTRAL	0- 0	0- 0	0- 0				
9- 3	1- 1	0- 0	NON-CONFERENCE	1- 2	1- 0	6- 0				
7- 2	0- 0	0- 0	HOME	1- 2	1- 0	5- 0				
2- 1	1- 1	0- 0	AWAY	0- 0	0- 0	1- 0				
0- 0	0- 0	0- 0	NEUTRAL	0- 0	0- 0	0- 0				
2- 1	0- 0	1- 0	CONFERENCE	0- 0	0- 1	1- 0				
1- 0	0- 0	1- 0	HOME	0- 0	0- 0	0- 0				
1- 1	0- 0	0- 0	AWAY	0- 0	0- 1	1- 0				
0- 0	0- 0	0- 0	NEUTRAL	0- 0	0- 0	0- 0				

RPI 1-25				RPI 26-50				Team's RPI: 50				RPI 51-100				RPI 101+			
RPI	S	Opponent	Score	RPI	S	Opponent	Score	RPI	S	Opponent	Score	RPI	S	Opponent	Score	RPI	S	Opponent	Score
19	A	Rutgers	43 57	44	H	Texas A&M	63 52	58	H	Northern Colo.	62 57	108	A	Georgia	50 63				
23	A	Florida St.	58 45					61	H	Kansas	61 68	146	H	South Fla.	78 49				
								74	H	Tulane	54 56	161	H	Little Rock	60 45				
												174	H	Nicholls St.	76 44				
												206	H	Sam Houston St.	66 52				
												223	A	Ole Miss	55 41				
												234	H	Southeastern La.	72 52				
												289	A	Louisiana	76 54				
												340	H	McNeese	86 36				
LAST 12 Division I GAMES:																			
174	H	Nicholls St.	76 44	223	A	Ole Miss	55 41												
19	A	Rutgers	43 57	44	H	Texas A&M	63 52												
340	H	McNeese	86 36	108	A	Georgia	50 63												
61	H	Kansas	61 68	146	H	South Fla.	78 49												
161	H	Little Rock	60 45	234	H	Southeastern La.	72 52												
23	A	Florida St.	58 45	289	A	Louisiana	76 54												

Non-Div I Games:

LSU

Average RPI Win:	248	WON-LOST	WINNING	LAST 10	STRENGTH OF	OPP. STRENGTH	TEAM	ADJ.	CONF.	ADJ CONF.
Average RPI Loss:	130	RECORD	PCT. RANK	GAMES	SCHEDULE	OF SCHEDULE	RPI	RPI	RPI	RPI
DIV. I ONLY	3- 13	307	3-7	121	199	257	257	17	17	
DIV. I NON-CONF.	3- 11	292	0- 0	131	211	262	262	18	18	

TOTALS	RPI 1-25	RPI 26-50	W-L RECORDS	RPI 51-100	RPI 101-150	RPI 150+				
3- 13	0- 0	0- 2	OVERALL	0- 5	0- 1	3- 5				
1- 3	0- 0	0- 0	HOME	0- 1	0- 0	1- 2				
0- 10	0- 0	0- 2	AWAY	0- 4	0- 1	0- 3				
2- 0	0- 0	0- 0	NEUTRAL	0- 0	0- 0	2- 0				
3- 11	0- 0	0- 2	NON-CONFERENCE	0- 4	0- 1	3- 4				
1- 3	0- 0	0- 0	HOME	0- 1	0- 0	1- 2				
0- 8	0- 0	0- 2	AWAY	0- 3	0- 1	0- 2				
2- 0	0- 0	0- 0	NEUTRAL	0- 0	0- 0	2- 0				
0- 2	0- 0	0- 0	CONFERENCE	0- 1	0- 0	0- 1				
0- 0	0- 0	0- 0	HOME	0- 0	0- 0	0- 0				
0- 2	0- 0	0- 0	AWAY	0- 1	0- 0	0- 1				
0- 0	0- 0	0- 0	NEUTRAL	0- 0	0- 0	0- 0				

RPI 1-25				RPI 26-50				RPI 51-100				RPI 101+ Team's RPI: 257			
RPI	S	Opponent	Score	RPI	S	Opponent	Score	RPI	S	Opponent	Score	RPI	S	Opponent	Score
				43	A	Villanova	68 81	64	A	Harvard	43 88	107	A	Providence	47 77
				46	A	Oregon St.	46 100	73	A	Penn	34 65	164	H	Drexel	43 58
								78	A	Dayton	45 84	168	A	VCU	38 68
								85	H	St. John's (NY)	57 83	170	N	Pepperdine	62 55
								87	A	Towson	68 92	218	H	Howard	54 57
												255	A	Temple	47 75
												272	N	Northern Ky.	74 56
												298	A	Robert Morris	39 67
												301	H	Norfolk St.	62 52
LAST 12 Division I GAMES:															
				85	H	St. John's (NY)	57 83	168	A	VCU	38 68				
				301	H	Norfolk St.	62 52	78	A	Dayton	45 84				
				73	A	Penn	34 65	255	A	Temple	47 75				
				46	A	Oregon St.	46 100	107	A	Providence	47 77				
				164	H	Drexel	43 58	170	N	Pepperdine	62 55				
				43	A	Villanova	68 81	272	N	Northern Ky.	74 56				

Non-Div I Games:

La Salle

Average RPI Win:	294	WON-LOST	WINNING	LAST 10	STRENGTH OF	OPP. STRENGTH	TEAM	ADJ.	CONF.	ADJ CONF.
Average RPI Loss:	193	RECORD	PCT. RANK	GAMES	SCHEDULE	OF SCHEDULE	RPI	RPI	RPI	RPI
DIV. I ONLY	5- 7	214	5-5	349	214	304	304	15	15	
DIV. I NON-CONF.	4- 5	190	0- 0	348	255	320	320	17	17	

TOTALS	RPI 1-25	RPI 26-50	W-L RECORDS	RPI 51-100	RPI 101-150	RPI 150+				
5- 7	0- 0	0- 0	OVERALL	0- 0	0- 2	5- 5				
3- 1	0- 0	0- 0	HOME	0- 0	0- 0	3- 1				
2- 6	0- 0	0- 0	AWAY	0- 0	0- 2	2- 4				
0- 0	0- 0	0- 0	NEUTRAL	0- 0	0- 0	0- 0				
4- 5	0- 0	0- 0	NON-CONFERENCE	0- 0	0- 1	4- 4				
2- 1	0- 0	0- 0	HOME	0- 0	0- 0	2- 1				
2- 4	0- 0	0- 0	AWAY	0- 0	0- 1	2- 3				
0- 0	0- 0	0- 0	NEUTRAL	0- 0	0- 0	0- 0				
1- 2	0- 0	0- 0	CONFERENCE	0- 0	0- 1	1- 1				
1- 0	0- 0	0- 0	HOME	0- 0	0- 0	1- 0				
0- 2	0- 0	0- 0	AWAY	0- 0	0- 1	0- 1				
0- 0	0- 0	0- 0	NEUTRAL	0- 0	0- 0	0- 0				

RPI 1-25				RPI 26-50				RPI 51-100				RPI 101+ Team's RPI: 304			
RPI	S	Opponent	Score	RPI	S	Opponent	Score	RPI	S	Opponent	Score	RPI	S	Opponent	Score
												133	A	Arkansas St.	54 64
												144	A	Texas Tech	42 86
												161	A	Little Rock	44 63
												174	H	Nicholls St.	54 55
												234	A	Southeastern La.	42 49
												236	A	SMU	38 49
												254	H	Mississippi Val.	72 65
												264	H	Ga. Southern	58 57
												270	A	Houston Baptist	60 68
												275	A	New Orleans	57 44
												335	A	Northwestern St.	63 55
												340	H	McNeese	69 60
LAST 12 Division I GAMES:															
254	H	Mississippi Val.	72 65	264	H	Ga. Southern	58 57	133	A	Arkansas St.	54 64				
335	A	Northwestern St.	63 55	161	A	Little Rock	44 63	270	A	Houston Baptist	60 68				
275	A	New Orleans	57 44	234	A	Southeastern La.	42 49	236	A	SMU	38 49				
340	H	McNeese	69 60	174	H	Nicholls St.	54 55								

Non-Div I Games: LSU-Alexandria 93 62 Ark. -Monticello 70 39

La. -Monroe

Average RPI Win:	282	WON-LOST	WINNING	LAST 10	STRENGTH OF	OPP. STRENGTH	TEAM	ADJ.	CONF.	ADJ CONF.
Average RPI Loss:	255	RECORD	PCT. RANK	GAMES	SCHEDULE	OF SCHEDULE	RPI	RPI	RPI	RPI
DIV. I ONLY	6- 8	207	3-7	350	331	329	329	22	22	
DIV. I NON-CONF.	5- 6	177	0- 1	351	322	343	343	24	24	

TOTALS	RPI 1-25	RPI 26-50	W-L RECORDS	RPI 51-100	RPI 101-150	RPI 150+				
6- 8	0- 0	0- 0	OVERALL	0- 0	0- 1	6- 7				
4- 3	0- 0	0- 0	HOME	0- 0	0- 1	4- 2				
2- 4	0- 0	0- 0	AWAY	0- 0	0- 0	2- 4				
0- 1	0- 0	0- 0	NEUTRAL	0- 0	0- 0	0- 1				
5- 6	0- 0	0- 0	NON-CONFERENCE	0- 0	0- 0	5- 6				
3- 2	0- 0	0- 0	HOME	0- 0	0- 0	3- 2				
2- 3	0- 0	0- 0	AWAY	0- 0	0- 0	2- 3				
0- 1	0- 0	0- 0	NEUTRAL	0- 0	0- 0	0- 1				
1- 2	0- 0	0- 0	CONFERENCE	0- 0	0- 1	1- 1				
1- 1	0- 0	0- 0	HOME	0- 0	0- 1	1- 0				
0- 1	0- 0	0- 0	AWAY	0- 0	0- 0	0- 1				
0- 0	0- 0	0- 0	NEUTRAL	0- 0	0- 0	0- 0				

RPI 1-25				RPI 26-50				RPI 51-100				RPI 101+ Team's RPI: 329			
RPI	S	Opponent	Score	RPI	S	Opponent	Score	RPI	S	Opponent	Score	RPI	S	Opponent	Score
												113	H	Lehigh	43 70
												192	H	Cornell	59 62
												200	N	Delaware	47 65
												231	H	Holy Cross	73 63
												244	H	Binghamton	59 50
												250	H	Monmouth	73 69
												258	A	Colgate	49 60
												279	A	Fla. Atlantic	49 53
												300	H	Albany (NY)	67 66
												305	H	Saint Peter's	60 62
												318	A	Wagner	66 43
												341	A	Manhattan	49 60
												349	A	Fairleigh Dickinson	63 57
												350	A	LIU Brooklyn	50 55
LAST 12 Division I GAMES:															
250	H	Monmouth	73 69	200	N	Delaware	47 65								
341	A	Manhattan	49 60	258	A	Colgate	49 60								
300	H	Albany (NY)	67 66	231	H	Holy Cross	73 63								
279	A	Fla. Atlantic	49 53	113	H	Lehigh	43 70								
305	H	Saint Peter's	60 62	350	A	LIU Brooklyn	50 55								
318	A	Wagner	66 43	192	H	Cornell	59 62								

Non-Div I Games:

Lafayette

Average RPI Win: 207

Average RPI Loss: 69

WON-LOST
RECORDWINNING
PCT. RANKLAST 10
GAMESSTRENGTH OF
SCHEDULEOPP. STRENGTH
OF SCHEDULETEAM
RPIADJ.
RPICONF.
RPIADJ CONF.
RPIDIV. I ONLY
DIV. I NON-CONF.6- 4
3- 4115
1997-3
0- 075
7165
9362
3062
3025
2225
22

TOTALS

RPI 1-25

RPI 26-50

W-L RECORDS

RPI 51-100

RPI 101-150

RPI 150+

6- 4 0- 1
3- 0 0- 0
3- 3 0- 1
0- 1 0- 01- 0
0- 0
1- 0
0- 0OVERALL
HOME
AWAY
NEUTRAL1- 2
1- 0
0- 1
0- 10- 0
0- 0
0- 0
0- 04- 1
2- 0
2- 1
0- 03- 4 0- 1
1- 0 0- 0
2- 3 0- 1
0- 1 0- 01- 0
0- 0
1- 0
0- 0NON-CONFERENCE
HOME
AWAY
NEUTRAL1- 2
1- 0
0- 1
0- 10- 0
0- 0
0- 0
0- 01- 1
0- 0
1- 1
0- 03- 0 0- 0
2- 0 0- 0
1- 0 0- 0
0- 0 0- 00- 0
0- 0
0- 0
0- 0CONFERENCE
HOME
AWAY
NEUTRAL0- 0
0- 0
0- 0
0- 00- 0
0- 0
0- 0
0- 03- 0
2- 0
1- 0
0- 0

RPI 1-25

RPI 26-50

RPI 51-100

Team's RPI: 62

RPI 101+

RPI S Opponent Score
11 A Missi ssi ppi St. 53 104RPI S Opponent Score
44 A Texas A&M 74 68RPI S Opponent Score
52 A Kansas St. 55 73
60 N Ohi o 62 87
68 H Paci fi c 82 66RPI S Opponent Score
154 A Denver 110 117
270 H Houston Baptist 63 50
275 A New Orleans 79 57
289 A Loui si ana 79 77
295 H A&M-Corpus Christi 76 58

LAST 12 Division I GAMES:

60 N Ohi o	62	87	275 A New Orleans	79	57
154 A Denver	110	117	295 H A&M-Corpus Christi	76	58
11 A Missi ssi ppi St.	53	104	270 H Houston Baptist	63	50
289 A Loui si ana	79	77	68 H Paci fi c	82	66
			52 A Kansas St.	55	73
			44 A Texas A&M	74	68

Non-Div I Games:

LeTourneau

104 27

Louisiana Col.

94 43

McMurry

100 37

Howard Payne

93 37

Lamar University

Loss,
 Non-Conf, S Site,
 H Home
A Away
 N Neutral

Average RPI Win: 264

Average RPI Loss: 58

WON-LOST
RECORDWINNING
PCT. RANKLAST 10
GAMESSTRENGTH OF
SCHEDULEOPP. STRENGTH
OF SCHEDULETEAM
RPIADJ.
RPICONF.
RPIADJ CONF.
RPIDIV. I ONLY
DIV. I NON-CONF.10- 3
7- 349
838-2
0- 1193
211280
189113
141113
14122
2422
24

TOTALS

RPI 1-25

RPI 26-50

W-L RECORDS

RPI 51-100

RPI 101-150

RPI 150+

10- 3

0- 1

0- 1

OVERALL

0- 0

0- 1

10- 0

6- 2

0- 0

0- 1

HOME

0- 0

0- 1

6- 0

4- 1

0- 1

0- 0

AWAY

0- 0

0- 0

4- 0

0- 0

0- 0

0- 0

NEUTRAL

0- 0

0- 0

0- 0

7- 3

0- 1

0- 1

NON-CONFERENCE

0- 0

0- 1

7- 0

5- 2

0- 0

0- 1

HOME

0- 0

0- 1

5- 0

2- 1

0- 1

0- 0

AWAY

0- 0

0- 0

2- 0

0- 0

0- 0

0- 0

NEUTRAL

0- 0

0- 0

0- 0

3- 0

0- 0

0- 0

CONFERENCE

0- 0

0- 0

3- 0

1- 0

0- 0

0- 0

HOME

0- 0

0- 0

1- 0

2- 0

0- 0

0- 0

AWAY

0- 0

0- 0

2- 0

0- 0

0- 0

0- 0

NEUTRAL

0- 0

0- 0

0- 0

RPI 1-25

RPI 26-50

RPI 51-100

RPI 101+

Team's RPI: 113

RPI	S	Opponent	Score
1	A	Notre Dame	68 95

RPI	S	Opponent	Score
43	H	Villanova	48 70

RPI	S	Opponent	Score
-----	---	----------	-------

RPI	S	Opponent	Score
131	H	Charlotte	60 62
192	H	Cornell	67 54
230	H	Sacred Heart	70 66
231	H	Holy Cross	64 55
238	A	Navy	56 38
244	A	Binghamton	65 55
250	H	Monmouth	63 48
274	A	Central Conn. St.	88 62
301	H	Norfolk St.	62 41
329	A	Lafayette	70 43
350	H	LIU Brooklyn	72 38

LAST 12 Division I GAMES:

131	H	Charlotte	60 62	238	A	Navy	56 38
231	H	Holy Cross	64 55	329	A	Lafayette	70 43
301	H	Norfolk St.	62 41	1	A	Notre Dame	68 95
244	A	Binghamton	65 55	350	H	LIU Brooklyn	72 38
43	H	Villanova	48 70	230	H	Sacred Heart	70 66
250	H	Monmouth	63 48	192	H	Cornell	67 54

Lehigh

Lehigh

Non-Div I Games:

Kutztown

73 39

Lehigh

Average RPI	Win: 211	WON-LOST	WINNING	LAST 10	STRENGTH OF	OPP. STRENGTH	TEAM	ADJ.	CONF.	ADJ CONF.
Average RPI	Loss: 160	RECORD	PCT. RANK	GAMES	SCHEDULE	OF SCHEDULE	RPI	RPI	RPI	RPI
DIV. I ONLY	3- 11	297	3-7	208	195	271	271	26	26	
DIV. I NON-CONF.	3- 9	271	0- 1	197	207	272	272	27	27	
<hr/>										
TOTALS	RPI 1-25	RPI 26-50	W-L RECORDS	RPI 51-100	RPI 101-150	RPI 150+				
3- 11	0- 1	0- 0	OVERALL	0- 3	1- 2	2- 5				
1- 2	0- 0	0- 0	HOME	0- 2	0- 0	1- 0				
1- 6	0- 0	0- 0	AWAY	0- 1	0- 1	1- 4				
1- 3	0- 1	0- 0	NEUTRAL	0- 0	1- 1	0- 1				
3- 9	0- 1	0- 0	NON-CONFERENCE	0- 2	1- 2	2- 4				
1- 2	0- 0	0- 0	HOME	0- 2	0- 0	1- 0				
1- 4	0- 0	0- 0	AWAY	0- 0	0- 1	1- 3				
1- 3	0- 1	0- 0	NEUTRAL	0- 0	1- 1	0- 1				
0- 2	0- 0	0- 0	CONFERENCE	0- 1	0- 0	0- 1				
0- 0	0- 0	0- 0	HOME	0- 0	0- 0	0- 0				
0- 2	0- 0	0- 0	AWAY	0- 1	0- 0	0- 1				
0- 0	0- 0	0- 0	NEUTRAL	0- 0	0- 0	0- 0				

RPI 1-25				RPI 26-50				RPI 51-100				RPI 101+ Team's RPI: 271			
RPI	S	Opponent	Score	RPI	S	Opponent	Score	RPI	S	Opponent	Score	RPI	S	Opponent	Score
22	N	UCF	45 53					71	H	James Madison	53 74	123	A	Chattanooga	60 75
								76	H	Virginia Tech	61 72	131	N	Charlotte	61 63
								92	A	FGCU	50 68	147	N	Duquesne	55 51
												178	A	East Carolina	63 66
												217	A	Bethune-Cookman	76 81
												219	H	Saint Francis (PA)	82 53
												226	A	Stetson	52 69
												268	A	ETSU	89 86
												301	N	Norfolk St.	53 66
												322	A	UNC Greensboro	45 48
<hr/>															
LAST 12 Division I GAMES:															
301	N	Norfolk St.	53 66	92	A	FGCU	50 68	147	N	Duquesne	55 51				
226	A	Stetson	52 69	22	N	UCF	45 53	322	A	UNC Greensboro	45 48				
71	H	James Madison	53 74	178	A	East Carolina	63 66								
131	N	Charlotte	61 63	268	A	ETSU	89 86								
123	A	Chattanooga	60 75												
219	H	Saint Francis (PA)	82 53												

Non-Div I Games: West Chester 61 42

Liberty

Average RPI Win:	284	WON-LOST	WINNING	LAST 10	STRENGTH OF	OPP. STRENGTH	TEAM	ADJ.	CONF.	ADJ CONF.
Average RPI Loss:	186	RECORD	PCT. RANK	GAMES	SCHEDULE	OF SCHEDULE	RPI	RPI	RPI	RPI
DIV. I ONLY	2- 13	325	0-10	237	311	325	325	26	26	
DIV. I NON-CONF.	2- 11	316	0- 0	202	295	312	312	27	27	

TOTALS	RPI 1-25	RPI 26-50	W-L RECORDS	RPI 51-100	RPI 101-150	RPI 150+				
2- 13	0- 0	0- 1	OVERALL	0- 1	0- 4	2- 7				
1- 5	0- 0	0- 0	HOME	0- 0	0- 2	1- 3				
1- 8	0- 0	0- 1	AWAY	0- 1	0- 2	1- 4				
0- 0	0- 0	0- 0	NEUTRAL	0- 0	0- 0	0- 0				
2- 11	0- 0	0- 1	NON-CONFERENCE	0- 1	0- 4	2- 5				
1- 4	0- 0	0- 0	HOME	0- 0	0- 2	1- 2				
1- 7	0- 0	0- 1	AWAY	0- 1	0- 2	1- 3				
0- 0	0- 0	0- 0	NEUTRAL	0- 0	0- 0	0- 0				
0- 2	0- 0	0- 0	CONFERENCE	0- 0	0- 0	0- 2				
0- 1	0- 0	0- 0	HOME	0- 0	0- 0	0- 1				
0- 1	0- 0	0- 0	AWAY	0- 0	0- 0	0- 1				
0- 0	0- 0	0- 0	NEUTRAL	0- 0	0- 0	0- 0				

RPI 1-25				RPI 26-50				RPI 51-100				RPI 101+ Team's RPI: 325			
RPI	S	Opponent	Score	RPI	S	Opponent	Score	RPI	S	Opponent	Score	RPI	S	Opponent	Score
				42	A	Belmont	43 83	67	A	Clemson	26 68	108	A	Georgia	45 77
												118	H	UT Martin	53 62
												119	H	Tennessee Tech	52 67
												134	A	Cincinnati	55 71
												179	H	Jacksonville St.	46 58
												190	A	Morehead St.	44 79
												239	A	Jacksonville	47 62
												261	A	Alabama A&M	62 58
												267	A	Murray St.	61 97
												285	H	North Florida	53 68
												306	H	Tennessee St.	64 62
												336	A	Austin Peay	58 70
												337	H	Col. of Charleston	63 65
LAST 12 Division I GAMES:															
285	H	North Florida	53 68	190	A	Morehead St.	44 79								
239	A	Jacksonville	47 62	119	H	Tennessee Tech	52 67								
336	A	Austin Peay	58 70	108	A	Georgia	45 77								
134	A	Cincinnati	55 71	337	H	Col. of Charleston	63 65								
267	A	Murray St.	61 97	118	H	UT Martin	53 62								
179	H	Jacksonville St.	46 58	42	A	Belmont	43 83								

Non-Div I Games:

Lipscomb

Average RPI Win: 244	WON-LOST RECORD	WINNING PCT. RANK	LAST 10 GAMES	STRENGTH OF SCHEDULE	OPP. STRENGTH OF SCHEDULE	TEAM RPI	ADJ. RPI	CONF. RPI	ADJ CONF. RPI
Average RPI Loss: 79									
DIV. I ONLY	6- 8	207	4-6	79	163	161	161	15	15
DIV. I NON-CONF.	4- 7	228	0- 0	62	63	154	154	17	17

TOTALS	RPI 1-25	RPI 26-50	W-L RECORDS	RPI 51-100	RPI 101-150	RPI 150+			
6- 8	0- 1	0- 2	OVERALL	0- 1	1- 4	5- 0			
3- 5	0- 1	0- 1	HOME	0- 1	0- 2	3- 0			
3- 3	0- 0	0- 1	AWAY	0- 0	1- 2	2- 0			
0- 0	0- 0	0- 0	NEUTRAL	0- 0	0- 0	0- 0			
4- 7	0- 1	0- 2	NON-CONFERENCE	0- 1	1- 3	3- 0			
1- 5	0- 1	0- 1	HOME	0- 1	0- 2	1- 0			
3- 2	0- 0	0- 1	AWAY	0- 0	1- 1	2- 0			
0- 0	0- 0	0- 0	NEUTRAL	0- 0	0- 0	0- 0			
2- 1	0- 0	0- 0	CONFERENCE	0- 0	0- 1	2- 0			
2- 0	0- 0	0- 0	HOME	0- 0	0- 0	2- 0			
0- 1	0- 0	0- 0	AWAY	0- 0	0- 1	0- 0			
0- 0	0- 0	0- 0	NEUTRAL	0- 0	0- 0	0- 0			

RPI 1-25				RPI 26-50				RPI 51-100				RPI 101+ Team's RPI: 161			
RPI	S	Opponent	Score	RPI	S	Opponent	Score	RPI	S	Opponent	Score	RPI	S	Opponent	Score
11	H	Mississippi St.	63 98	44	H	Texas A&M	40 61	52	H	Kansas St.	47 53	101	A	Troy	66 71
				50	A	LSU	45 60					112	H	Western Ky.	56 68
												120	H	Rice	65 79
												141	A	Missouri St.	44 48
												148	A	Tulsa	63 53
												153	A	Louisiana Tech	69 58
												279	H	Fla. Atlantic	61 38
												289	H	Louisiana	62 48
												292	A	Memphis	63 60
												304	H	La. -Monroe	63 44
LAST 12 Division I GAMES:															
101	A	Troy	66 71	304	H	La. -Monroe	63 44	141	A	Missouri St.	44 48				
289	H	Louisiana	62 48					292	A	Memphis	63 60				
11	H	Mississippi St.	63 98					148	A	Tulsa	63 53				
50	A	LSU	45 60					52	H	Kansas St.	47 53				
44	H	Texas A&M	40 61					112	H	Western Ky.	56 68				
120	H	Rice	65 79												

Non-Div I Games:

Little Rock

Average RPI Win:	199	WON-LOST	WINNING	LAST 10	STRENGTH OF	OPP. STRENGTH	TEAM	ADJ.	CONF.	ADJ CONF.
Average RPI Loss:	123	RECORD	PCT. RANK	GAMES	SCHEDULE	OF SCHEDULE	RPI	RPI	RPI	RPI
DIV. I ONLY	4- 10	266	4-6	106	157	210	210	20	20	
DIV. I NON-CONF.	3- 10	278	0- 0	104	144	246	246	21	21	

TOTALS	RPI 1-25	RPI 26-50	W-L RECORDS	RPI 51-100	RPI 101-150	RPI 150+				
4- 10	0- 1	0- 1	OVERALL	0- 4	1- 1	3- 3				
2- 6	0- 0	0- 1	HOME	0- 2	1- 0	1- 3				
2- 4	0- 1	0- 0	AWAY	0- 2	0- 1	2- 0				
0- 0	0- 0	0- 0	NEUTRAL	0- 0	0- 0	0- 0				
3- 10	0- 1	0- 1	NON-CONFERENCE	0- 4	1- 1	2- 3				
2- 6	0- 0	0- 1	HOME	0- 2	1- 0	1- 3				
1- 4	0- 1	0- 0	AWAY	0- 2	0- 1	1- 0				
0- 0	0- 0	0- 0	NEUTRAL	0- 0	0- 0	0- 0				
1- 0	0- 0	0- 0	CONFERENCE	0- 0	0- 0	1- 0				
0- 0	0- 0	0- 0	HOME	0- 0	0- 0	0- 0				
1- 0	0- 0	0- 0	AWAY	0- 0	0- 0	1- 0				
0- 0	0- 0	0- 0	NEUTRAL	0- 0	0- 0	0- 0				

RPI 1-25				RPI 26-50				RPI 51-100				RPI 101+ Team's RPI: 210			
RPI	S	Opponent	Score	RPI	S	Opponent	Score	RPI	S	Opponent	Score	RPI	S	Opponent	Score
5	A	Oregon	48 110	47	H	Arizona	43 70	53	A	Utah	59 82	105	H	Idaho	70 63
								57	H	Southern California	50 86	136	A	Montana St.	62 85
								72	H	UNI	64 71	156	A	Utah St.	50 48
								100	A	Loyola Marymount	62 71	211	A	UC Riverside	63 45
												228	H	San Diego	56 60
												247	H	Nevada	67 76
												287	H	California Baptist	83 85
												324	H	Grand Canyon	57 50

LAST 12 Division I GAMES:															
211	A	UC Riverside	63 45	324	H	Grand Canyon	57 50	100	A	Loyola Marymount	62 71				
156	A	Utah St.	50 48	47	H	Arizona	43 70								
105	H	Idaho	70 63					228	H	San Diego	56 60				
72	H	UNI	64 71					5	A	Oregon	48 110				
247	H	Nevada	67 76					136	A	Montana St.	62 85				
53	A	Utah	59 82												

Non-Div I Games:

Long Beach St.

Average RPI	Win:	203	WON-LOST	WINNING	LAST 10	STRENGTH OF	OPP. STRENGTH	TEAM	ADJ.	CONF.	ADJ CONF.
Average RPI	Loss:	230	RECORD	PCT. RANK	GAMES	SCHEDULE	OF SCHEDULE	RPI	RPI	RPI	RPI
DIV. I ONLY		1- 11		333	1-9	290	340	345	345	29	29
DIV. I NON-CONF.		1- 9		326	0- 0	255	337	341	341	29	29
<hr/>											
TOTALS	RPI 1-25		RPI 26-50		W-L RECORDS	RPI 51-100		RPI 101-150		RPI 150+	
1- 11	0- 0		0- 0		OVERALL	0- 1		0- 0		1- 10	
1- 4	0- 0		0- 0		HOME	0- 0		0- 0		1- 4	
0- 6	0- 0		0- 0		AWAY	0- 1		0- 0		0- 5	
0- 1	0- 0		0- 0		NEUTRAL	0- 0		0- 0		0- 1	
1- 9	0- 0		0- 0		NON-CONFERENCE	0- 1		0- 0		1- 8	
1- 4	0- 0		0- 0		HOME	0- 0		0- 0		1- 4	
0- 4	0- 0		0- 0		AWAY	0- 1		0- 0		0- 3	
0- 1	0- 0		0- 0		NEUTRAL	0- 0		0- 0		0- 1	
0- 2	0- 0		0- 0		CONFERENCE	0- 0		0- 0		0- 2	
0- 0	0- 0		0- 0		HOME	0- 0		0- 0		0- 0	
0- 2	0- 0		0- 0		AWAY	0- 0		0- 0		0- 2	
0- 0	0- 0		0- 0		NEUTRAL	0- 0		0- 0		0- 0	

RPI 1-25				RPI 26-50				RPI 51-100				RPI 101+ Team's RPI : 345					
RPI	S	Opponent	Score	RPI	S	Opponent	Score	RPI	S	Opponent	Score	RPI	S	Opponent	Score		
								76	A	Vi rgi ni a Tech	39	93	168	A	VCU	55	84
												169	A	UNCW	33	35	
												178	N	East Carol i na	52	61	
												203	H	UMES	83	71	
												219	H	Saint Francis (PA)	88	91	
												222	H	Eastern Mi ch.	45	64	
												253	H	Wofford	72	101	
												301	A	Norfol k St.	42	74	
												311	A	Wi nthrop	69	77	
												317	A	Presbyteri an	66	81	
												318	H	Wagner	60	86	
LAST 12 Di vi si on I GAMES:																	
317	A	Presbyteri an	66	81	76	A	Vi rgi ni a Tech	39	93	169	A	UNCW	33	35			
311	A	Wi nthrop	69	77	178	N	East Carol i na	52	61	222	H	Eastern Mi ch.	45	64			
219	H	Saint Francis (PA)	88	91	203	H	UMES	83	71	301	A	Norfol k St.	42	74			
203	H	UMES	83	71	253	H	Wofford	72	101	311	A	Wi nthrop	69	77			
318	H	Wagner	60	86	317	A	Presbyteri an	66	81	318	H	Wagner	60	86			
168	A	VCU	55	84													

Non-Div I Games:

Longwood

Average RPI Win:	286	WON-LOST	WINNING	LAST 10	STRENGTH OF	OPP. STRENGTH	TEAM	ADJ.	CONF.	ADJ CONF.
Average RPI Loss:	144	RECORD	PCT. RANK	GAMES	SCHEDULE	OF SCHEDULE	RPI	RPI	RPI	RPI
DIV. I ONLY	3- 10	292	1-9	240	168	289	289	15	15	
DIV. I NON-CONF.	2- 8	293	0- 0	253	181	303	303	17	17	

TOTALS	RPI 1-25	RPI 26-50	W-L RECORDS	RPI 51-100	RPI 101-150	RPI 150+				
3- 10	0- 1	0- 2	OVERALL	0- 1	0- 1	3- 5				
2- 3	0- 0	0- 1	HOME	0- 1	0- 0	2- 1				
1- 6	0- 1	0- 1	AWAY	0- 0	0- 1	1- 3				
0- 1	0- 0	0- 0	NEUTRAL	0- 0	0- 0	0- 1				
2- 8	0- 1	0- 2	NON-CONFERENCE	0- 1	0- 0	2- 4				
1- 3	0- 0	0- 1	HOME	0- 1	0- 0	1- 1				
1- 4	0- 1	0- 1	AWAY	0- 0	0- 0	1- 2				
0- 1	0- 0	0- 0	NEUTRAL	0- 0	0- 0	0- 1				
1- 2	0- 0	0- 0	CONFERENCE	0- 0	0- 1	1- 1				
1- 0	0- 0	0- 0	HOME	0- 0	0- 0	1- 0				
0- 2	0- 0	0- 0	AWAY	0- 0	0- 1	0- 1				
0- 0	0- 0	0- 0	NEUTRAL	0- 0	0- 0	0- 0				

RPI 1-25				RPI 26-50				RPI 51-100				RPI 101+ Team's RPI: 289			
RPI	S	Opponent	Score	RPI	S	Opponent	Score	RPI	S	Opponent	Score	RPI	S	Opponent	Score
11	A	Mississippi St.	36 104	37	A	Auburn	59 71	62	H	Lamar University	77 79	133	A	Arkansas St.	75 87
				50	H	LSU	54 76					161	A	Little Rock	48 62
												191	H	Georgia St.	57 54
												206	H	Sam Houston St.	62 68
												223	A	Ole Miss	57 79
												266	A	UTRGV	60 75
												295	N	A&M-Corpus Christi	63 64
												327	H	Jackson St.	68 61
												340	A	McNeese	70 59

LAST 12 Division I GAMES:															
191	H	Georgia St.	57 54	133	A	Arkansas St.	75 87	11	A	Mississippi St.	36 104	50	H	LSU	54 76
161	A	Little Rock	48 62	223	A	Ole Miss	57 79	206	H	Sam Houston St.	62 68	266	A	UTRGV	60 75
295	N	A&M-Corpus Christi	63 64	327	H	Jackson St.	68 61	340	A	McNeese	70 59				

Non-Div I Games: Dillard 69 72

Louisiana

Average RPI Win:	203	WON-LOST	WINNING	LAST 10	STRENGTH OF	OPP. STRENGTH	TEAM	ADJ.	CONF.	ADJ CONF.
Average RPI Loss:	147	RECORD	PCT. RANK	GAMES	SCHEDULE	OF SCHEDULE	RPI	RPI	RPI	RPI
DIV. I ONLY	8- 7	157	5-5	153	177	153	153	16	16	
DIV. I NON-CONF.	7- 5	132	1- 0	260	80	160	160	19	19	

TOTALS	RPI 1-25	RPI 26-50	W-L RECORDS	RPI 51-100	RPI 101-150	RPI 150+				
8- 7	0- 1	0- 0	OVERALL	0- 0	3- 2	5- 4				
3- 3	0- 0	0- 0	HOME	0- 0	1- 1	2- 2				
4- 3	0- 1	0- 0	AWAY	0- 0	1- 0	3- 2				
1- 1	0- 0	0- 0	NEUTRAL	0- 0	1- 1	0- 0				
7- 5	0- 1	0- 0	NON-CONFERENCE	0- 0	3- 1	4- 3				
3- 1	0- 0	0- 0	HOME	0- 0	1- 0	2- 1				
3- 3	0- 1	0- 0	AWAY	0- 0	1- 0	2- 2				
1- 1	0- 0	0- 0	NEUTRAL	0- 0	1- 1	0- 0				
1- 2	0- 0	0- 0	CONFERENCE	0- 0	0- 1	1- 1				
0- 2	0- 0	0- 0	HOME	0- 0	0- 1	0- 1				
1- 0	0- 0	0- 0	AWAY	0- 0	0- 0	1- 0				
0- 0	0- 0	0- 0	NEUTRAL	0- 0	0- 0	0- 0				

RPI	S	Opponent	Score
15	A	Arizona St.	44 80

RPI	S	Opponent	Score

RPI	S	Opponent	Score

RPI	S	Opponent	Score
111	H	Houston	100 88
117	N	Alabama	79 62
120	H	Rice	51 61
133	A	Arkansas St.	80 70
141	N	Missouri St.	70 82
161	H	Little Rock	58 69
172	H	North Texas	54 65
173	A	UAB	73 68
175	A	UMKC	70 80
223	H	Ole Miss	80 71
234	H	Southeastern La.	72 53
246	A	Wichita St.	56 70
292	A	Memphis	66 50
340	A	McNeese	89 48

LAST 12 Division I GAMES:			
117	N	Alabama	79 62
173	A	UAB	73 68
234	H	Southeastern La.	72 53
15	A	Arizona St.	44 80
246	A	Wichita St.	56 70
133	A	Arkansas St.	80 70
120	H	Rice	51 61
172	H	North Texas	54 65
340	A	McNeese	89 48
175	A	UMKC	70 80
141	N	Missouri St.	70 82
223	H	Ole Miss	80 71

Non-Div I Games: LSU-Alexandria 112 70

Average RPI Win:	101	WON-LOST	WINNING	LAST 10	STRENGTH OF	OPP. STRENGTH	TEAM	ADJ.	CONF.	ADJ CONF.
Average RPI Loss:	1	RECORD	PCT. RANK	GAMES	SCHEDULE	OF SCHEDULE	RPI	RPI	RPI	RPI
DIV. I ONLY	14- 1	6	9-1	25	4	6	6	1	1	
DIV. I NON-CONF.	12- 0	1	0- 0	44	24	5	5	1	1	

TOTALS	RPI 1-25	RPI 26-50	W-L RECORDS	RPI 51-100	RPI 101-150	RPI 150+				
14- 1	3- 1	3- 0	OVERALL	2- 0	4- 0	2- 0				
7- 0	1- 0	1- 0	HOME	1- 0	2- 0	2- 0				
5- 1	1- 1	2- 0	AWAY	0- 0	2- 0	0- 0				
2- 0	1- 0	0- 0	NEUTRAL	1- 0	0- 0	0- 0				
12- 0	3- 0	1- 0	NON-CONFERENCE	2- 0	4- 0	2- 0				
6- 0	1- 0	0- 0	HOME	1- 0	2- 0	2- 0				
4- 0	1- 0	1- 0	AWAY	0- 0	2- 0	0- 0				
2- 0	1- 0	0- 0	NEUTRAL	1- 0	0- 0	0- 0				
2- 1	0- 1	2- 0	CONFERENCE	0- 0	0- 0	0- 0				
1- 0	0- 0	1- 0	HOME	0- 0	0- 0	0- 0				
1- 1	0- 1	1- 0	AWAY	0- 0	0- 0	0- 0				
0- 0	0- 0	0- 0	NEUTRAL	0- 0	0- 0	0- 0				

RPI	S	Opponent	Score	RPI	S	Opponent	Score	RPI	S	Opponent	Score	RPI	S	Opponent	Score
1	A	Notre Dame	68 82	33	A	Duke	73 51	91	H	Nebraska	85 68	112	A	Western Ky.	102 80
15	N	Arizona St.	58 56	40	A	Boise St.	74 55	93	N	Hartford	86 69	114	H	Miami (OH)	95 73
20	H	Kentucky	80 75	49	H	North Carolina	73 66					118	H	UT Martin	102 62
21	A	Central Mich.	72 68									123	A	Chattanooga	75 49
												272	H	Northern Ky.	92 59
												306	H	Tennessee St.	107 52

LAST 12 Division I GAMES:															
1	A	Notre Dame	68 82	49	H	North Carolina	73 66								
33	A	Duke	73 51	21	A	Central Mich.	72 68								
91	H	Nebraska	85 68	272	H	Northern Ky.	92 59								
114	H	Miami (OH)	95 73	20	H	Kentucky	80 75								
93	N	Hartford	86 69	118	H	UT Martin	102 62								
15	N	Arizona St.	58 56	306	H	Tennessee St.	107 52								

Non-Div I Games:

Louisville

Average RPI	Win:	310	WON-LOST	WINNING	LAST 10	STRENGTH OF	OPP. STRENGTH	TEAM	ADJ.	CONF.	ADJ CONF.
Average RPI	Loss:	104	RECORD	PCT. RANK	GAMES	SCHEDULE	OF SCHEDULE	RPI	RPI	RPI	RPI
DIV. I ONLY		7- 6		144	5-5	311	265	233	233	13	13
DIV. I NON-CONF.		6- 5		143	0- 0	320	302	257	257	13	13

TOTALS	RPI 1-25		RPI 26-50		W-L RECORDS	RPI 51-100		RPI 101-150		RPI 150+	
7- 6	0- 1		0- 1		OVERALL	0- 1		0- 1		7- 2	
5- 2	0- 0		0- 1		HOME	0- 0		0- 0		5- 1	
2- 4	0- 1		0- 0		AWAY	0- 1		0- 1		2- 1	
0- 0	0- 0		0- 0		NEUTRAL	0- 0		0- 0		0- 0	
6- 5	0- 0		0- 1		NON-CONFERENCE	0- 1		0- 1		6- 2	
4- 2	0- 0		0- 1		HOME	0- 0		0- 0		4- 1	
2- 3	0- 0		0- 0		AWAY	0- 1		0- 1		2- 1	
0- 0	0- 0		0- 0		NEUTRAL	0- 0		0- 0		0- 0	
1- 1	0- 1		0- 0		CONFERENCE	0- 0		0- 0		1- 0	
1- 0	0- 0		0- 0		HOME	0- 0		0- 0		1- 0	
0- 1	0- 1		0- 0		AWAY	0- 0		0- 0		0- 0	
0- 0	0- 0		0- 0		NEUTRAL	0- 0		0- 0		0- 0	

RPI 1-25				RPI 26-50				RPI 51-100				RPI 101+ Team's RPI: 233			
RPI	S	Opponent	Score	RPI	S	Opponent	Score	RPI	S	Opponent	Score	RPI	S	Opponent	Score
12	A	Drake	60 69	45	H	DePaul	76 102	59	A	Purdue	41 65	126	A	Youngstown St.	63 74
												175	H	UMKC	74 88
												208	A	Bowling Green	74 88
												225	H	SIUE	56 43
												293	A	Western Mi ch.	64 53
												309	H	Valparaiso	80 54
												328	A	UIC	75 60
												334	H	Detroit Mercy	52 43
												339	H	Chicago St.	76 40
												342	H	Purdue Fort Wayne	81 67
LAST 12 Division I GAMES:															
12	A	Drake	60 69	45	H	DePaul	76 102	59	A	Purdue	41 65	225	H	SIUE	56 43
309	H	Valparaiso	80 54	175	H	UMKC	74 88	293	A	Western Mi ch.	64 53	342	H	Purdue Fort Wayne	81 67
339	H	Chicago St.	76 40	59	A	Purdue	41 65								
208	A	Bowling Green	74 88												
328	A	UIC	75 60												
334	H	Detroit Mercy	52 43												

Non-Div I Games:

Loyol a Chi cago

Average RPI Win:	250	WON-LOST	WINNING	LAST 10	STRENGTH OF	OPP. STRENGTH	TEAM	ADJ.	CONF.	ADJ CONF.
Average RPI Loss:	179	RECORD	PCT. RANK	GAMES	SCHEDULE	OF SCHEDULE	RPI	RPI	RPI	RPI
DIV. I ONLY	1- 13	340	1-9	158	305	313	313	22	22	
DIV. I NON-CONF.	1- 10	330	0- 1	120	294	285	285	24	24	

TOTALS	RPI 1-25	RPI 26-50	W-L RECORDS	RPI 51-100	RPI 101-150	RPI 150+				
1- 13	0- 0	0- 1	OVERALL	0- 3	0- 2	1- 7				
0- 5	0- 0	0- 0	HOME	0- 0	0- 2	0- 3				
1- 7	0- 0	0- 1	AWAY	0- 2	0- 0	1- 4				
0- 1	0- 0	0- 0	NEUTRAL	0- 1	0- 0	0- 0				
1- 10	0- 0	0- 1	NON-CONFERENCE	0- 3	0- 1	1- 5				
0- 3	0- 0	0- 0	HOME	0- 0	0- 1	0- 2				
1- 6	0- 0	0- 1	AWAY	0- 2	0- 0	1- 3				
0- 1	0- 0	0- 0	NEUTRAL	0- 1	0- 0	0- 0				
0- 3	0- 0	0- 0	CONFERENCE	0- 0	0- 1	0- 2				
0- 2	0- 0	0- 0	HOME	0- 0	0- 1	0- 1				
0- 1	0- 0	0- 0	AWAY	0- 0	0- 0	0- 1				
0- 0	0- 0	0- 0	NEUTRAL	0- 0	0- 0	0- 0				

RPI 1-25				RPI 26-50				RPI 51-100				RPI 101+ Team's RPI: 313			
RPI	S	Opponent	Score	RPI	S	Opponent	Score	RPI	S	Opponent	Score	RPI	S	Opponent	Score
				28	A	Maryland	48 83	87	A	Towson	57 62	128	H	William & Mary	49 65
								88	N	Boston College	47 73	145	H	Boston U.	62 64
								95	A	Georgetown	30 45	202	H	Mt. St. Mary's	67 77
												221	A	Dartmouth	41 54
												229	A	George Mason	38 70
												238	H	Navy	46 58
												250	A	Monmouth	75 67
												273	H	St. Francis Brooklyn	70 75
												286	A	Saint Joseph's	46 49
												310	A	Army West Point	57 69
LAST 12 Division I GAMES:															
286	A	Saint Joseph's	46 49	310	A	Army West Point	57 69	238	H	Navy	46 58	250	A	Monmouth	75 67
145	H	Boston U.	62 64	28	A	Maryland	48 83	273	H	St. Francis Brooklyn	70 75	286	A	Saint Joseph's	46 49
202	H	Mt. St. Mary's	67 77	87	A	Towson	57 62	88	N	Boston College	47 73	310	A	Army West Point	57 69
88	N	Boston College	47 73					95	A	Georgetown	30 45				
128	H	William & Mary	49 65												
95	A	Georgetown	30 45												

Non-Div I Games:

Loyola Maryland

Average RPI Win:	177	WON-LOST	WINNING	LAST 10	STRENGTH OF	OPP. STRENGTH	TEAM	ADJ.	CONF.	ADJ CONF.
Average RPI Loss:	81	RECORD	PCT. RANK	GAMES	SCHEDULE	OF SCHEDULE	RPI	RPI	RPI	RPI
DIV. I ONLY	10- 7	124	5-5	82	101	100	100	7	7	
DIV. I NON-CONF.	7- 5	132	1- 0	118	95	111	111	7	7	

TOTALS	RPI 1-25	RPI 26-50	W-L RECORDS	RPI 51-100	RPI 101-150	RPI 150+				
10- 7	0- 3	2- 1	OVERALL	0- 0	1- 1	7- 2				
6- 3	0- 2	1- 0	HOME	0- 0	1- 0	4- 1				
4- 2	0- 0	1- 1	AWAY	0- 0	0- 0	3- 1				
0- 2	0- 1	0- 0	NEUTRAL	0- 0	0- 1	0- 0				
7- 5	0- 2	2- 0	NON-CONFERENCE	0- 0	1- 1	4- 2				
4- 2	0- 1	1- 0	HOME	0- 0	1- 0	2- 1				
3- 1	0- 0	1- 0	AWAY	0- 0	0- 0	2- 1				
0- 2	0- 1	0- 0	NEUTRAL	0- 0	0- 1	0- 0				
3- 2	0- 1	0- 1	CONFERENCE	0- 0	0- 0	3- 0				
2- 1	0- 1	0- 0	HOME	0- 0	0- 0	2- 0				
1- 1	0- 0	0- 1	AWAY	0- 0	0- 0	1- 0				
0- 0	0- 0	0- 0	NEUTRAL	0- 0	0- 0	0- 0				

RPI 1-25				RPI 26-50				RPI 51-100				RPI 101+			
RPI	S	Opponent	Score	RPI	S	Opponent	Score	RPI	S	Opponent	Score	RPI	S	Opponent	Score
10	H	Gonzaga	53 78	31	H	UCLA	69 63					104	H	UC Davis	60 53
16	H	Indiana	43 67	32	A	BYU	44 55					129	N	Grambling	61 62
17	N	South Dakota	40 67	47	A	Arizona	66 64					154	A	Denver	75 104

Average RPI Win:	200	WON-LOST	WINNING	LAST 10	STRENGTH OF	OPP. STRENGTH	TEAM	ADJ.	CONF.	ADJ CONF.
Average RPI Loss:	59	RECORD	PCT. RANK	GAMES	SCHEDULE	OF SCHEDULE	RPI	RPI	RPI	RPI
DIV. I ONLY	10- 6	106	6-4	119	94	82	82	23	23	
DIV. I NON-CONF.	7- 6	153	0- 1	58	45	57	57	23	23	

TOTALS	RPI 1-25	RPI 26-50	W-L RECORDS	RPI 51-100	RPI 101-150	RPI 150+				
10- 6	0- 1	1- 3	OVERALL	3- 0	0- 2	6- 0				
4- 1	0- 0	0- 1	HOME	1- 0	0- 0	3- 0				
4- 4	0- 1	1- 2	AWAY	1- 0	0- 1	2- 0				
2- 1	0- 0	0- 0	NEUTRAL	1- 0	0- 1	1- 0				
7- 6	0- 1	1- 3	NON-CONFERENCE	3- 0	0- 2	3- 0				
2- 1	0- 0	0- 1	HOME	1- 0	0- 0	1- 0				
3- 4	0- 1	1- 2	AWAY	1- 0	0- 1	1- 0				
2- 1	0- 0	0- 0	NEUTRAL	1- 0	0- 1	1- 0				
3- 0	0- 0	0- 0	CONFERENCE	0- 0	0- 0	3- 0				
2- 0	0- 0	0- 0	HOME	0- 0	0- 0	2- 0				
1- 0	0- 0	0- 0	AWAY	0- 0	0- 0	1- 0				
0- 0	0- 0	0- 0	NEUTRAL	0- 0	0- 0	0- 0				

RPI 1-25				RPI 26-50				RPI 51-100				RPI 101+			
RPI	S	Opponent	Score	RPI	S	Opponent	Score	RPI	S	Opponent	Score	RPI	S	Opponent	Score
9	A	NC State	46 84	27	A	Northeastern	55 63	64	A	Harvard	67 60	115	A	Fordham	64 72
				33	H	Duke	63 66	73	N	Penn	47 46	123	N	Chattanooga	61 66
				48	A	Green Bay	39 70	89	H	Toledo	73 59	242	H	Brown	102 96
				49	A	North Carolina	85 73					282	N	N. C. A&T	58 52
												284	H	UMBC	84 44
												302	A	Bryant	74 57
												307	H	New Hampshire	67 46
												308	A	Vermont	63 51

LAST 12 Division I GAMES:															
123	N	Chattanooga	61 66	284	H	UMBC	84 44	307	H	New Hampshire	67 46	115	A	Fordham	64 72
308	A	Vermont	63 51	73	N	Penn	47 46	27	A	Northeastern	55 63	9	A	NC State	46 84
64	A	Harvard	67 60	242	H	Brown	102 96								
49	A	North Carolina	85 73												
73	N	Penn	47 46												
282	N	N. C. A&T	58 52												

Non-Div I Games:

Maine

Average RPI	Win:	340	WON-LOST	WINNING	LAST 10	STRENGTH OF	OPP. STRENGTH	TEAM	ADJ.	CONF.	ADJ CONF.
Average RPI	Loss:	225	RECORD	PCT. RANK	GAMES	SCHEDULE	OF SCHEDULE	RPI	RPI	RPI	RPI
DIV. I ONLY		2- 12		320	1-9	275	350	341	341	27	27
DIV. I NON-CONF.		2- 9		297	0- 0	246	348	337	337	28	28
<hr/>											
TOTALS	RPI 1-25		RPI 26-50		W-L RECORDS	RPI 51-100		RPI 101-150		RPI 150+	
2- 12	0- 0		0- 0		OVERALL	0- 1		0- 2		2- 9	
2- 5	0- 0		0- 0		HOME	0- 1		0- 1		2- 3	
0- 7	0- 0		0- 0		AWAY	0- 0		0- 1		0- 6	
0- 0	0- 0		0- 0		NEUTRAL	0- 0		0- 0		0- 0	
2- 9	0- 0		0- 0		NON-CONFERENCE	0- 1		0- 2		2- 6	
2- 5	0- 0		0- 0		HOME	0- 1		0- 1		2- 3	
0- 4	0- 0		0- 0		AWAY	0- 0		0- 1		0- 3	
0- 0	0- 0		0- 0		NEUTRAL	0- 0		0- 0		0- 0	
0- 3	0- 0		0- 0		CONFERENCE	0- 0		0- 0		0- 3	
0- 0	0- 0		0- 0		HOME	0- 0		0- 0		0- 0	
0- 3	0- 0		0- 0		AWAY	0- 0		0- 0		0- 3	
0- 0	0- 0		0- 0		NEUTRAL	0- 0		0- 0		0- 0	

RPI 1-25				RPI 26-50				RPI 51-100				RPI 101+				Team's RPI: 341
RPI	S	Opponent	Score	RPI	S	Opponent	Score	RPI	S	Opponent	Score	RPI	S	Opponent	Score	
								81	H	Wright St.	44	60				
												115	A	Fordham	61	65
												138	H	Stony Brook	48	79
												164	H	Drexel	39	53
												230	H	Sacred Heart	46	74
												231	A	Holy Cross	53	61
												245	A	Niagara	51	61
												269	A	Siena	56	62
												273	A	St. Francis Brooklyn	65	73
												300	A	Albany (NY)	54	60
												315	A	Canisius	44	47
												329	H	Lafayette	60	49
												334	H	Detroit Mercy	56	58
												350	H	LIU Brooklyn	61	46
<hr/>																
LAST 12 Division I GAMES:																
269	A	Siena	56	62	315	A	Canisius	44	47							
245	A	Niagara	51	61	231	A	Holy Cross	53	61							
115	A	Fordham	61	65	230	H	Sacred Heart	46	74							
334	H	Detroit Mercy	56	58	81	H	Wright St.	44	60							
138	H	Stony Brook	48	79	164	H	Drexel	39	53							
300	A	Albany (NY)	54	60	329	H	Lafayette	60	49							

Non-Div I Games:

Manhattan

Average RPI	Win: 217	WON-LOST RECORD	WINNING PCT. RANK	LAST 10 GAMES	STRENGTH OF SCHEDULE	OPP. STRENGTH OF SCHEDULE	TEAM RPI	ADJ. RPI	CONF. RPI	ADJ CONF. RPI
Average RPI	Loss: 92									
DIV. I ONLY		10- 5	86	5-5	189	167	116	116	27	27
DIV. I NON-CONF.		8- 4	91	0- 0	162	151	93	93	28	28

TOTALS	RPI 1-25	RPI 26-50		W-L RECORDS	RPI 51-100	RPI 101-150		RPI 150+		
10- 5	0- 0	1- 1		OVERALL	0- 3	1- 0		8- 1		
3- 2	0- 0	1- 0		HOME	0- 1	1- 0		1- 1		
5- 2	0- 0	0- 1		AWAY	0- 1	0- 0		5- 0		
2- 1	0- 0	0- 0		NEUTRAL	0- 1	0- 0		2- 0		
8- 4	0- 0	1- 1		NON-CONFERENCE	0- 2	1- 0		6- 1		
3- 1	0- 0	1- 0		HOME	0- 0	1- 0		1- 1		
3- 2	0- 0	0- 1		AWAY	0- 1	0- 0		3- 0		
2- 1	0- 0	0- 0		NEUTRAL	0- 1	0- 0		2- 0		
2- 1	0- 0	0- 0		CONFERENCE	0- 1	0- 0		2- 0		
0- 1	0- 0	0- 0		HOME	0- 1	0- 0		0- 0		
2- 0	0- 0	0- 0		AWAY	0- 0	0- 0		2- 0		
0- 0	0- 0	0- 0		NEUTRAL	0- 0	0- 0		0- 0		

RPI 1-25				RPI 26-50				RPI 51-100				RPI 101+ Team's RPI: 116			
RPI	S	Opponent	Score	RPI	S	Opponent	Score	RPI	S	Opponent	Score	RPI	S	Opponent	Score
				27	H	Northeastern	90 84	66	H	Qui nni pi ac	69 76	145	H	Boston U.	68 57
				33	A	Duke	56 64	81	N	Wright St.	60 76	187	H	Massachusetts	55 70
								94	A	Princeton	57 60	188	A	El on	61 57
												226	N	Stetson	76 69
												227	N	Hofstra	71 57
												238	A	Navy	72 48
												245	A	Ni agara	87 58
												255	H	Temple	74 68
												300	A	Al bany (NY)	74 56
												315	A	Can i si us	71 66

LAST 12 Di vi si on I GAMES:															
				66	H	Qui nni pi ac	69 76	245	A	Ni agara	87 58				
				315	A	Can i si us	71 66	187	H	Massachusetts	55 70				
				188	A	El on	61 57	27	H	Northeastern	90 84				
				81	N	Wright St.	60 76	94	A	Princeton	57 60				
				227	N	Hofstra	71 57	300	A	Al bany (NY)	74 56				
				226	N	Stetson	76 69	33	A	Duke	56 64				

Non-Di v I Games:

Marist

Average RPI Win:	113	WON-LOST	WINNING	LAST 10	STRENGTH OF	OPP. STRENGTH	TEAM	ADJ.	CONF.	ADJ CONF.
Average RPI Loss:	16	RECORD	PCT. RANK	GAMES	SCHEDULE	OF SCHEDULE	RPI	RPI	RPI	RPI
DIV. I ONLY	13- 3	34	8-2	23	11	13	13	5	5	
DIV. I NON-CONF.	9- 3	62	1- 0	30	14	17	17	5	5	

TOTALS	RPI 1-25	RPI 26-50	W-L RECORDS	RPI 51-100	RPI 101-150	RPI 150+				
13- 3	0- 2	4- 1	OVERALL	4- 0	2- 0	3- 0				
10- 1	0- 1	3- 0	HOME	3- 0	2- 0	2- 0				
3- 2	0- 1	1- 1	AWAY	1- 0	0- 0	1- 0				
0- 0	0- 0	0- 0	NEUTRAL	0- 0	0- 0	0- 0				
9- 3	0- 2	2- 1	NON-CONFERENCE	3- 0	1- 0	3- 0				
7- 1	0- 1	2- 0	HOME	2- 0	1- 0	2- 0				
2- 2	0- 1	0- 1	AWAY	1- 0	0- 0	1- 0				
0- 0	0- 0	0- 0	NEUTRAL	0- 0	0- 0	0- 0				
4- 0	0- 0	2- 0	CONFERENCE	1- 0	1- 0	0- 0				
3- 0	0- 0	1- 0	HOME	1- 0	1- 0	0- 0				
1- 0	0- 0	1- 0	AWAY	0- 0	0- 0	0- 0				
0- 0	0- 0	0- 0	NEUTRAL	0- 0	0- 0	0- 0				

RPI 1-25				RPI 26-50				RPI 51-100				RPI 101+			
RPI	S	Opponent	Score	RPI	S	Opponent	Score	RPI	S	Opponent	Score	RPI	S	Opponent	Score
1	H	Notre Dame	63 87	30	H	South Dakota St.	91 52	69	H	Michigan	85 74	107	H	Providence	85 46
11	A	Mississippi St.	82 87	36	A	Miami (FL)	55 63	72	H	UNI	102 61	136	H	Montana St.	100 52
				43	A	Villanova	91 55	80	A	Northwestern	76 57	185	A	Milwaukee	83 74
				45	H	DePaul	96 63	84	H	Creighton	85 67	244	H	Binghamton	93 40
				48	H	Green Bay	80 54					328	H	UIC	96 32

LAST 12 Division I GAMES:															
				72	H	UNI	102 61	43	A	Villanova	91 55				
				36	A	Miami (FL)	55 63	45	H	DePaul	96 63				
				48	H	Green Bay	80 54	84	H	Creighton	85 67				
				80	A	Northwestern	76 57	107	H	Providence	85 46				
				11	A	Mississippi St.	82 87	1	H	Notre Dame	63 87				
				69	H	Michigan	85 74	244	H	Binghamton	93 40				

Non-Div I Games:

Marquette

Average RPI Win:	243	WON-LOST	WINNING	LAST 10	STRENGTH OF	OPP. STRENGTH	TEAM	ADJ.	CONF.	ADJ CONF.
Average RPI Loss:	131	RECORD	PCT. RANK	GAMES	SCHEDULE	OF SCHEDULE	RPI	RPI	RPI	RPI
DIV. I ONLY	7- 7	167	7-3	293	175	252	252	16	16	
DIV. I NON-CONF.	5- 7	206	0- 0	327	191	313	313	19	19	
TOTALS	RPI 1-25	RPI 26-50	W-L RECORDS	RPI 51-100	RPI 101-150	RPI 150+				
7- 7	0- 0	0- 0	OVERALL	1- 2	1- 4	5- 1				
7- 2	0- 0	0- 0	HOME	1- 1	1- 1	5- 0				
0- 5	0- 0	0- 0	AWAY	0- 1	0- 3	0- 1				
0- 0	0- 0	0- 0	NEUTRAL	0- 0	0- 0	0- 0				
5- 7	0- 0	0- 0	NON-CONFERENCE	0- 2	0- 4	5- 1				
5- 2	0- 0	0- 0	HOME	0- 1	0- 1	5- 0				
0- 5	0- 0	0- 0	AWAY	0- 1	0- 3	0- 1				
0- 0	0- 0	0- 0	NEUTRAL	0- 0	0- 0	0- 0				
2- 0	0- 0	0- 0	CONFERENCE	1- 0	1- 0	0- 0				
2- 0	0- 0	0- 0	HOME	1- 0	1- 0	0- 0				
0- 0	0- 0	0- 0	AWAY	0- 0	0- 0	0- 0				
0- 0	0- 0	0- 0	NEUTRAL	0- 0	0- 0	0- 0				

RPI	S	Opponent	Score	RPI	S	Opponent	Score	RPI	S	Opponent	Score	RPI	S	Opponent	Score	Team's RPI: 252
63	H	Old Domini on	57 48	67	A	Cl emson	54 68	87	H	Towson	69 76	123	H	Indiana St.	53 62	
												131	H	Charlotte	63 62	
												139	A	Appal achi an St.	52 74	
												140	A	Wi sconsi n	49 67	
												150	A	Southern III.	49 58	
												208	A	Bowling Green	76 99	
												251	H	Cleveland St.	86 64	
												262	H	Coppi n St.	88 67	
												306	H	Tennessee St.	80 59	
												343	H	Evansvi lle	72 65	
												347	H	Delaware St.	75 63	
LAST 12 Divisi on I GAMES:																
131	H	Charlotte	63 62	347	H	Delaware St.	75 63									
63	H	Old Domini on	57 48	87	H	Towson	69 76									
262	H	Coppi n St.	88 67	67	A	Cl emson	54 68									
343	H	Evansvi lle	72 65	306	H	Tennessee St.	80 59									
139	A	Appal achi an St.	52 74	251	H	Cl evel and St.	86 64									
150	A	Southern III.	49 58	140	A	Wi sconsi n	49 67									

Non-Div I Games: Bluefi el d St. 82 29

Marshall

Average RPI Win:	159	WON-LOST	WINNING	LAST 10	STRENGTH OF	OPP. STRENGTH	TEAM	ADJ.	CONF.	ADJ CONF.
Average RPI Loss:	19	RECORD	PCT. RANK	GAMES	SCHEDULE	OF SCHEDULE	RPI	RPI	RPI	RPI
DIV. I ONLY	14- 1	6	9-1	177	32	28	28	4	4	
DIV. I NON-CONF.	11- 0	1	0- 0	227	84	27	27	4	4	

TOTALS	RPI 1-25	RPI 26-50	W-L RECORDS	RPI 51-100	RPI 101-150	RPI 150+				
14- 1	0- 1	2- 0	OVERALL	4- 0	2- 0	6- 0				
7- 1	0- 1	1- 0	HOME	2- 0	1- 0	3- 0				
5- 0	0- 0	1- 0	AWAY	2- 0	0- 0	2- 0				
2- 0	0- 0	0- 0	NEUTRAL	0- 0	1- 0	1- 0				
11- 0	0- 0	2- 0	NON-CONFERENCE	2- 0	1- 0	6- 0				
6- 0	0- 0	1- 0	HOME	2- 0	0- 0	3- 0				
3- 0	0- 0	1- 0	AWAY	0- 0	0- 0	2- 0				
2- 0	0- 0	0- 0	NEUTRAL	0- 0	1- 0	1- 0				
3- 1	0- 1	0- 0	CONFERENCE	2- 0	1- 0	0- 0				
1- 1	0- 1	0- 0	HOME	0- 0	1- 0	0- 0				
2- 0	0- 0	0- 0	AWAY	2- 0	0- 0	0- 0				
0- 0	0- 0	0- 0	NEUTRAL	0- 0	0- 0	0- 0				

RPI 1-25				RPI 26-50				Team's RPI: 28				RPI 51-100				RPI 101+			
RPI	S	Opponent	Score	RPI	S	Opponent	Score	RPI	S	Opponent	Score	RPI	S	Opponent	Score	RPI	S	Opponent	Score
19	H	Rutgers	65 73	35	A	South Carolina	85 61	71	H	James Madison	87 63	108	N	Georgia	58 51				
				39	H	Georgia Tech	67 54	78	H	Dayton	82 71	132	H	Ohio St.	75 69				
								86	A	Penn St.	77 61	198	A	George Washington	69 30				
								91	A	Nebraska	81 63	200	A	Delaware	77 53				
												262	H	Coppin St.	93 36				
												284	H	UMBC	92 61				
												313	H	Loyola Maryland	83 48				
												332	N	Morgan St.	68 44				

LAST 12 Division I GAMES:																			
				91	A	Nebraska	81 63	19	H	Rutgers	65 73								
				132	H	Ohio St.	75 69	86	A	Penn St.	77 61								
				39	H	Georgia Tech	67 54	200	A	Delaware	77 53								
				108	N	Georgia	58 51	313	H	Loyola Maryland	83 48								
				332	N	Morgan St.	68 44	71	H	James Madison	87 63								
				35	A	South Carolina	85 61	284	H	UMBC	92 61								

Non-Div I Games:

Maryland

Average RPI Win:	226	WON-LOST	WINNING	LAST 10	STRENGTH OF	OPP. STRENGTH	TEAM	ADJ.	CONF.	ADJ CONF.
Average RPI Loss:	142	RECORD	PCT. RANK	GAMES	SCHEDULE	OF SCHEDULE	RPI	RPI	RPI	RPI
DIV. I ONLY	9- 7	134	5-5	229	243	187	187	17	17	
DIV. I NON-CONF.	8- 6	138	0- 0	223	286	193	193	18	18	

TOTALS	RPI 1-25	RPI 26-50	W-L RECORDS	RPI 51-100	RPI 101-150	RPI 150+				
9- 7	0- 0	0- 1	OVERALL	0- 3	2- 0	7- 3				
6- 2	0- 0	0- 0	HOME	0- 0	1- 0	5- 2				
2- 4	0- 0	0- 1	AWAY	0- 2	1- 0	1- 1				
1- 1	0- 0	0- 0	NEUTRAL	0- 1	0- 0	1- 0				
8- 6	0- 0	0- 1	NON-CONFERENCE	0- 2	2- 0	6- 3				
5- 2	0- 0	0- 0	HOME	0- 0	1- 0	4- 2				
2- 3	0- 0	0- 1	AWAY	0- 1	1- 0	1- 1				
1- 1	0- 0	0- 0	NEUTRAL	0- 1	0- 0	1- 0				
1- 1	0- 0	0- 0	CONFERENCE	0- 1	0- 0	1- 0				
1- 0	0- 0	0- 0	HOME	0- 0	0- 0	1- 0				
0- 1	0- 0	0- 0	AWAY	0- 1	0- 0	0- 0				
0- 0	0- 0	0- 0	NEUTRAL	0- 0	0- 0	0- 0				

RPI	S	Opponent	Score	RPI	S	Opponent	Score	RPI	S	Opponent	Score	RPI	S	Opponent	Score	Team's RPI: 187
27	A	Northeastern	52	53	65	N	Bucknell	58	77	116	A	Marist	70	55		
					78	A	Dayton	47	75	145	H	Boston U.	66	55		
					87	A	Towson	53	78	171	H	North Dakota	52	59		
										193	H	Saint Louis	70	66		
										230	H	Sacred Heart	78	61		
										242	A	Brown	90	61		
										266	H	UTRGV	74	70		
										269	A	Siena	59	64		
										274	H	Central Conn. St.	74	59		
										279	N	Fairfield	59	49		
										290	H	Incarnate Word	71	59		
										296	H	UMass Lowell	59	62		
LAST 12 Division I GAMES:																
78	A	Dayton	47	75	116	A	Marist	70	55							
193	H	Saint Louis	70	66	296	H	UMass Lowell	59	62							
171	H	North Dakota	52	59	269	A	Siena	59	64							
279	N	Fairfield	59	49	145	H	Boston U.	66	55							
242	A	Brown	90	61	290	H	Incarnate Word	71	59							
65	N	Bucknell	58	77	27	A	Northeastern	52	53							

Non-Div I Games:

Massachusetts

Average RPI Win:	0	WON-LOST	WINNING	LAST 10	STRENGTH OF	OPP. STRENGTH	TEAM	ADJ.	CONF.	ADJ CONF.
Average RPI Loss:	186	RECORD	PCT. RANK	GAMES	SCHEDULE	OF SCHEDULE	RPI	RPI	RPI	RPI
DIV. I ONLY	0- 11	345	2-8	214	316	340	340	25	25	
DIV. I NON-CONF.	0- 8	336	0- 0	69	303	307	307	22	22	

TOTALS	RPI 1-25	RPI 26-50	W-L RECORDS	RPI 51-100	RPI 101-150	RPI 150+				
0- 11	0- 0	0- 2	OVERALL	0- 0	0- 2	0- 7				
0- 3	0- 0	0- 0	HOME	0- 0	0- 0	0- 3				
0- 8	0- 0	0- 2	AWAY	0- 0	0- 2	0- 4				
0- 0	0- 0	0- 0	NEUTRAL	0- 0	0- 0	0- 0				
0- 8	0- 0	0- 2	NON-CONFERENCE	0- 0	0- 2	0- 4				
0- 2	0- 0	0- 0	HOME	0- 0	0- 0	0- 2				
0- 6	0- 0	0- 2	AWAY	0- 0	0- 2	0- 2				
0- 0	0- 0	0- 0	NEUTRAL	0- 0	0- 0	0- 0				
0- 3	0- 0	0- 0	CONFERENCE	0- 0	0- 0	0- 3				
0- 1	0- 0	0- 0	HOME	0- 0	0- 0	0- 1				
0- 2	0- 0	0- 0	AWAY	0- 0	0- 0	0- 2				
0- 0	0- 0	0- 0	NEUTRAL	0- 0	0- 0	0- 0				

RPI 1-25				RPI 26-50				RPI 51-100				RPI 101+ Team's RPI: 340			
RPI	S	Opponent	Score	RPI	S	Opponent	Score	RPI	S	Opponent	Score	RPI	S	Opponent	Score
				34	A	Texas	40 96					120	A	Ri ce	65 93
				50	A	LSU	36 86					129	A	Grambl ing	51 75
												153	H	Loui si ana Tech	48 89
												167	A	Abilene Christian	52 109
												173	A	UAB	48 91
												289	H	Loui si ana	59 70
												290	H	Incarname Word	66 68
												304	A	La. -Monroe	60 69
												335	A	Northwestern St.	63 82

LAST 12 Division I GAMES:															
				167	A	Abilene Christian	52 109	290	H	Incarname Word	66 68				
				335	A	Northwestern St.	63 82	153	H	Loui si ana Tech	48 89				
				34	A	Texas	40 96	50	A	LSU	36 86				
				289	H	Loui si ana	59 70	173	A	UAB	48 91				
				129	A	Grambl ing	51 75	120	A	Ri ce	65 93				
								304	A	La. -Monroe	60 69				

Non-Div I Games: LSU-Alexandria 60 68 Southern-N. O. 106 54 Louisiana Col. 86 68

McNeese

Average RPI Win:	252	WON-LOST	WINNING	LAST 10	STRENGTH OF	OPP. STRENGTH	TEAM	ADJ.	CONF.	ADJ CONF.
Average RPI Loss:	156	RECORD	PCT. RANK	GAMES	SCHEDULE	OF SCHEDULE	RPI	RPI	RPI	RPI
DIV. I ONLY	5- 10	247	3-7	262	201	292	292	9	9	
DIV. I NON-CONF.	5- 8	224	0- 0	300	214	311	311	9	9	

TOTALS	RPI 1-25	RPI 26-50	W-L RECORDS	RPI 51-100	RPI 101-150	RPI 150+				
5- 10	0- 1	0- 0	OVERALL	0- 1	0- 2	5- 6				
4- 5	0- 1	0- 0	HOME	0- 1	0- 0	4- 3				
0- 5	0- 0	0- 0	AWAY	0- 0	0- 2	0- 3				
1- 0	0- 0	0- 0	NEUTRAL	0- 0	0- 0	1- 0				
5- 8	0- 0	0- 0	NON-CONFERENCE	0- 1	0- 1	5- 6				
4- 4	0- 0	0- 0	HOME	0- 1	0- 0	4- 3				
0- 4	0- 0	0- 0	AWAY	0- 0	0- 1	0- 3				
1- 0	0- 0	0- 0	NEUTRAL	0- 0	0- 0	1- 0				
0- 2	0- 1	0- 0	CONFERENCE	0- 0	0- 1	0- 0				
0- 1	0- 1	0- 0	HOME	0- 0	0- 0	0- 0				
0- 1	0- 0	0- 0	AWAY	0- 0	0- 1	0- 0				
0- 0	0- 0	0- 0	NEUTRAL	0- 0	0- 0	0- 0				

RPI 1-25				RPI 26-50				RPI 51-100				RPI 101+				Team's RPI: 292
RPI	S	Opponent	Score	RPI	S	Opponent	Score	RPI	S	Opponent	Score	RPI	S	Opponent	Score	
22	H	UCF	55 68					89	H	Toledo	48 58	133	A	Arkansas St.	66 77	
												148	A	Tulsa	39 46	
												153	H	Louisiana Tech	50 66	
												161	H	Little Rock	60 63	
												173	A	UAB	54 85	
												183	N	Mercer	59 53	
												198	A	George Washington	38 51	
												199	H	Southeast Mo. St.	69 57	
												204	A	Coastal Caro.	71 90	
												209	H	Samford	53 48	
												275	H	New Orleans	59 66	
												327	H	Jackson St.	68 67	
												344	H	N.C. Central	77 56	
LAST 12 Division I GAMES:																
148	A	Tulsa	39 46	344	H	N.C. Central	77 56									
22	H	UCF	55 68	161	H	Little Rock	60 63									
198	A	George Washington	38 51	199	H	Southeast Mo. St.	69 57									
204	A	Coastal Caro.	71 90	209	H	Samford	53 48									
183	N	Mercer	59 53	275	H	New Orleans	59 66									
153	H	Louisiana Tech	50 66	89	H	Toledo	48 58									

Non-Div I Games:

Memphis

Mercer				Through Games Of Jan. 11, 2019						
Average RPI Win: 220		WON-LOST RECORD	WINNING PCT. RANK	LAST 10 GAMES	STRENGTH OF SCHEDULE	OPP. STRENGTH OF SCHEDULE	TEAM RPI	ADJ. RPI	CONF. RPI	ADJ CONF. RPI
Average RPI Loss: 150										
DIV. I ONLY		8- 7	157	6-4	200	187	183	183	24	24
DIV. I NON-CONF.		8- 7	160	0- 1	195	183	186	186	26	26

TOTALS		RPI 1-25	RPI 26-50	W-L RECORDS	RPI 51-100	RPI 101-150	RPI 150+			
8- 7	0- 2		0- 0	OVERALL	0- 0	1- 2	7- 3			
4- 3	0- 2		0- 0	HOME	0- 0	1- 0	3- 1			
3- 3	0- 0		0- 0	AWAY	0- 0	0- 2	3- 1			
1- 1	0- 0		0- 0	NEUTRAL	0- 0	0- 0	1- 1			
8- 7	0- 2		0- 0	NON-CONFERENCE	0- 0	1- 2	7- 3			
4- 3	0- 2		0- 0	HOME	0- 0	1- 0	3- 1			
3- 3	0- 0		0- 0	AWAY	0- 0	0- 2	3- 1			
1- 1	0- 0		0- 0	NEUTRAL	0- 0	0- 0	1- 1			
0- 0	0- 0		0- 0	CONFERENCE	0- 0	0- 0	0- 0			
0- 0	0- 0		0- 0	HOME	0- 0	0- 0	0- 0			
0- 0	0- 0		0- 0	AWAY	0- 0	0- 0	0- 0			
0- 0	0- 0		0- 0	NEUTRAL	0- 0	0- 0	0- 0			

RPI 1-25				RPI 26-50				RPI 51-100				RPI 101+ Team's RPI : 183			
RPI	S	Opponent	Score	RPI	S	Opponent	Score	RPI	S	Opponent	Score	RPI	S	Opponent	Score
22	H	UCF	42 76									106	A	Wake Forest	54 69
23	H	Florida St.	56 57									108	A	Georgia	60 67
												131	H	Charlotte	57 40
												198	A	George Washington	61 53
												208	N	Bowling Green	76 63
												218	A	Howard	85 70
												220	H	Florida	92 82
												239	A	Jacksonville	66 71
												256	H	UNC Asheville	61 47
												259	H	Columbia	68 72
												263	H	Kennesaw St.	64 48
												264	A	Ga. Southern	79 72
												292	N	Memphis	53 59
LAST 12 Division I GAMES:															
259	H	Columbia	68 72	198	A	George Washington	61 53								
239	A	Jacksonville	66 71	218	A	Howard	85 70								
256	H	UNC Asheville	61 47	131	H	Charlotte	57 40								
208	N	Bowling Green	76 63	23	H	Florida St.	56 57								
292	N	Memphis	53 59	263	H	Kennesaw St.	64 48								
22	H	UCF	42 76	108	A	Georgia	60 67								

Non-Div I Games:

Mercer

Average RPI Win:	158	WON-LOST	WINNING	LAST 10	STRENGTH OF	OPP. STRENGTH	TEAM	ADJ.	CONF.	ADJ CONF.
Average RPI Loss:	38	RECORD	PCT. RANK	GAMES	SCHEDULE	OF SCHEDULE	RPI	RPI	RPI	RPI
DIV. I ONLY	14- 4	48	8-2	88	24	36	36	1	1	
DIV. I NON-CONF.	12- 3	51	2- 1	135	19	46	46	1	1	

TOTALS	RPI 1-25	RPI 26-50	W-L RECORDS	RPI 51-100	RPI 101-150	RPI 150+				
14- 4	1- 2	0- 0	OVERALL	4- 2	3- 0	6- 0				
10- 2	1- 1	0- 0	HOME	4- 1	1- 0	4- 0				
2- 2	0- 1	0- 0	AWAY	0- 1	1- 0	1- 0				
2- 0	0- 0	0- 0	NEUTRAL	0- 0	1- 0	1- 0				
12- 3	1- 2	0- 0	NON-CONFERENCE	3- 1	2- 0	6- 0				
9- 1	1- 1	0- 0	HOME	3- 0	1- 0	4- 0				
1- 2	0- 1	0- 0	AWAY	0- 1	0- 0	1- 0				
2- 0	0- 0	0- 0	NEUTRAL	0- 0	1- 0	1- 0				
2- 1	0- 0	0- 0	CONFERENCE	1- 1	1- 0	0- 0				
1- 1	0- 0	0- 0	HOME	1- 1	0- 0	0- 0				
1- 0	0- 0	0- 0	AWAY	0- 0	1- 0	0- 0				
0- 0	0- 0	0- 0	NEUTRAL	0- 0	0- 0	0- 0				

RPI 1-25				RPI 26-50				Team's RPI: 36				RPI 51-100				RPI 101+			
RPI	S	Opponent	Score	RPI	S	Opponent	Score					RPI	S	Opponent	Score	RPI	S	Opponent	Score
3	A	Iowa St.	52 75									56	H	SFA	81 60	102	H	Colorado	73 58
13	H	Marquette	63 55									59	A	Purdue	63 74	106	A	Wake Forest	72 57
21	H	Central Mich.	80 90									67	H	Clemson	67 76	117	N	Alabama	101 74
												76	H	Virginia Tech	68 61	177	N	Vanderbilt	90 65
												91	H	Nebraska	82 68	203	H	UMES	71 53
												93	H	Hartford	75 62	255	H	Temple	73 61
																275	H	New Orleans	78 38
																319	A	FIU	94 43
																330	H	Florida A&M	103 54

LAST 12 Division I GAMES:																			
93	H	Hartford	75 62	67	H	Clemson	67 76												
13	H	Marquette	63 55	106	A	Wake Forest	72 57												
3	A	Iowa St.	52 75	76	H	Virginia Tech	68 61												
177	N	Vanderbilt	90 65	21	H	Central Mich.	80 90												
203	H	UMES	71 53	330	H	Florida A&M	103 54												
275	H	New Orleans	78 38	117	N	Alabama	101 74												

Non-Div I Games:

Miami (FL)

M
i
a
m
i
(
O
H
)

Mi ami (OH)				Through Games Of Jan. 11, 2019							
Average RPI	Win:	244	WON-LOST	WINNING	LAST 10	STRENGTH OF	OPP. STRENGTH	TEAM	ADJ.	CONF.	ADJ CONF.
Average RPI	Loss:	142	RECORD	PCT. RANK	GAMES	SCHEDULE	OF SCHEDULE	RPI	RPI	RPI	RPI
DIV. I ONLY		9- 3		52	7-3	284	251	114	114	8	8
DIV. I NON-CONF.		8- 2		51	0- 0	333	269	128	128	8	8

TOTALS	RPI 1-25		RPI 26-50		W-L RECORDS	RPI 51-100		RPI 101-150		RPI 150+	
9- 3	0- 1		0- 0		OVERALL	1- 1		1- 0		7- 1	
4- 0	0- 0		0- 0		HOME	1- 0		1- 0		2- 0	
5- 3	0- 1		0- 0		AWAY	0- 1		0- 0		5- 1	
0- 0	0- 0		0- 0		NEUTRAL	0- 0		0- 0		0- 0	
8- 2	0- 1		0- 0		NON-CONFERENCE	0- 0		1- 0		7- 1	
3- 0	0- 0		0- 0		HOME	0- 0		1- 0		2- 0	
5- 2	0- 1		0- 0		AWAY	0- 0		0- 0		5- 1	
0- 0	0- 0		0- 0		NEUTRAL	0- 0		0- 0		0- 0	
1- 1	0- 0		0- 0		CONFERENCE	1- 1		0- 0		0- 0	
1- 0	0- 0		0- 0		HOME	1- 0		0- 0		0- 0	
0- 1	0- 0		0- 0		AWAY	0- 1		0- 0		0- 0	
0- 0	0- 0		0- 0		NEUTRAL	0- 0		0- 0		0- 0	

RPI 1-25				RPI 26-50				RPI 51-100				RPI 101+ Team's RPI: 114			
RPI	S	Opponent	Score	RPI	S	Opponent	Score	RPI	S	Opponent	Score	RPI	S	Opponent	Score
6	A	Lou i s v i l l e	73 95					89	H	Toledo	65 64	134	H	C i n c i n n a t i	78 65
								90	A	N o r t h e r n I l l .	71 82	179	A	J a c k s o n v i l l e S t .	58 41
												180	H	H i g h P o i n t	68 55
												309	A	V a l p a r a i s o	68 47
												315	A	C a n i s i u s	62 59
												326	H	E a s t e r n K y .	60 44
												328	A	U I C	65 56
												330	A	F l o r i d a A & M	56 57
												334	A	D e t r o i t M e r c y	78 59

LAST 12 D i v i s i o n I GAMES:															
				89	H	Toledo	65 64	330	A	F l o r i d a A & M	56 57				
				90	A	N o r t h e r n I l l .	71 82	309	A	V a l p a r a i s o	68 47				
				179	A	J a c k s o n v i l l e S t .	58 41	134	H	C i n c i n n a t i	78 65				
				334	A	D e t r o i t M e r c y	78 59	328	A	U I C	65 56				
				326	H	E a s t e r n K y .	60 44	6	A	L o u i s v i l l e	73 95				
				315	A	C a n i s i u s	62 59	180	H	H i g h P o i n t	68 55				

Non-Di v I Games: Ohi o Dom i n i c a n 74 29

Mi ami (OH)

Average RPI Win: 206 WON-LOST RECORD WINNING PCT. RANK LAST 10 GAMES STRENGTH OF SCHEDULE OPP. STRENGTH OF SCHEDULE TEAM RPI ADJ. RPI CONF. RPI ADJ CONF. RPI

DIV. I ONLY	11- 5	81	6-4	137	75	69	69	4	4
DIV. I NON-CONF.	9- 3	62	1- 1	217	109	78	78	4	4
TOTALS	RPI 1-25	RPI 26-50	W-L RECORDS	RPI 51-100	RPI 101-150	RPI 150+			
11- 5	0- 2	1- 1	OVERALL	3- 2	0- 0	7- 0			
7- 0	0- 0	0- 0	HOME	2- 0	0- 0	5- 0			
2- 4	0- 2	0- 0	AWAY	0- 2	0- 0	2- 0			
2- 1	0- 0	1- 1	NEUTRAL	1- 0	0- 0	0- 0			
9- 3	0- 2	1- 1	NON-CONFERENCE	1- 0	0- 0	7- 0			
5- 0	0- 0	0- 0	HOME	0- 0	0- 0	5- 0			
2- 2	0- 2	0- 0	AWAY	0- 0	0- 0	2- 0			
2- 1	0- 0	1- 1	NEUTRAL	1- 0	0- 0	0- 0			
2- 2	0- 0	0- 0	CONFERENCE	2- 2	0- 0	0- 0			
2- 0	0- 0	0- 0	HOME	2- 0	0- 0	0- 0			
0- 2	0- 0	0- 0	AWAY	0- 2	0- 0	0- 0			
0- 0	0- 0	0- 0	NEUTRAL	0- 0	0- 0	0- 0			

RPI	S	Opponent	Score	RPI	S	Opponent	Score	RPI	S	Opponent	Score	RPI	S	Opponent	Score
9	A	NC State	55 66	26	N	Missouri	70 54	59	A	Purdue	70 71	197	H	Southern U.	76 35
13	A	Marquette	74 85	34	N	Texas	52 69	75	H	Minnesota	76 60	202	H	Mt. St. Mary's	88 40
								80	H	Northwestern	79 78	278	A	Oakland	85 59
								91	A	Nebraska	56 70	293	A	Western Mich.	79 42
								98	N	Washington	80 73	332	H	Morgan St.	70 47
												334	H	Detroit Mercy	95 62
												350	H	LIU Brooklyn	83 38
LAST 12 Division I GAMES:															
98	N	Washington	80 73	59	A	Purdue	70 71	197	H	Southern U.	76 35	332	H	Morgan St.	70 47
34	N	Texas	52 69	75	H	Minnesota	76 60	278	A	Oakland	85 59				
80	H	Northwestern	79 78	91	A	Nebraska	56 70								
350	H	LIU Brooklyn	83 38												
13	A	Marquette	74 85												
9	A	NC State	55 66												

Non-Div I Games:

Michigan

Average RPI Win:	162	WON-LOST	WINNING	LAST 10	STRENGTH OF	OPP. STRENGTH	TEAM	ADJ.	CONF.	ADJ CONF.
Average RPI Loss:	35	RECORD	PCT. RANK	GAMES	SCHEDULE	OF SCHEDULE	RPI	RPI	RPI	RPI
DIV. I ONLY	12- 3	37	8-2	67	36	25	25	4	4	
DIV. I NON-CONF.	10- 1	19	0- 0	173	46	36	36	4	4	
<hr/>										
TOTALS	RPI 1-25	RPI 26-50	W-L RECORDS	RPI 51-100	RPI 101-150	RPI 150+				
12- 3	2- 2	0- 0	OVERALL	3- 1	1- 0	6- 0				
9- 0	2- 0	0- 0	HOME	2- 0	1- 0	4- 0				
2- 2	0- 1	0- 0	AWAY	1- 1	0- 0	1- 0				
1- 1	0- 1	0- 0	NEUTRAL	0- 0	0- 0	1- 0				
10- 1	1- 1	0- 0	NON-CONFERENCE	2- 0	1- 0	6- 0				
7- 0	1- 0	0- 0	HOME	1- 0	1- 0	4- 0				
2- 0	0- 0	0- 0	AWAY	1- 0	0- 0	1- 0				
1- 1	0- 1	0- 0	NEUTRAL	0- 0	0- 0	1- 0				
2- 2	1- 1	0- 0	CONFERENCE	1- 1	0- 0	0- 0				
2- 0	1- 0	0- 0	HOME	1- 0	0- 0	0- 0				
0- 2	0- 1	0- 0	AWAY	0- 1	0- 0	0- 0				
0- 0	0- 0	0- 0	NEUTRAL	0- 0	0- 0	0- 0				

RPI 1-25				Team's RPI: 25				RPI 26-50				RPI 51-100				RPI 101+			
RPI	S	Opponent	Score	RPI	S	Opponent	Score	RPI	S	Opponent	Score	RPI	S	Opponent	Score	RPI	S	Opponent	Score
5	H	Oregon	88 82					75	H	Minnesota	86 68	123	H	Virginia	91 66				
9	N	NC State	74 78					80	A	Northwestern	62 70	208	H	Bowling Green	99 69				
14	H	Iowa	84 70					81	H	Wright St.	84 68	260	H	Texas Southern	91 45				
16	A	Indiana	64 68					93	A	Hartford	74 66	263	N	Kennesaw St.	75 51				
												268	H	ETSU	75 53				
												278	A	Oakland	102 58				
												279	H	Fla. Atlantic	89 74				
LAST 12 Division I GAMES:																			
75	H	Minnesota	86 68	14	H	Iowa	84 70												
16	A	Indiana	64 68	279	H	Fla. Atlantic	89 74												
80	A	Northwestern	62 70	93	A	Hartford	74 66												
123	H	Virginia	91 66	5	H	Oregon	88 82												
263	N	Kennesaw St.	75 51	278	A	Oakland	102 58												
9	N	NC State	74 78	260	H	Texas Southern	91 45												

Non-Div I Games:

Michigan St.

Average RPI Win:	217	WON-LOST	WINNING	LAST 10	STRENGTH OF	OPP. STRENGTH	TEAM	ADJ.	CONF.	ADJ CONF.
Average RPI Loss:	74	RECORD	PCT. RANK	GAMES	SCHEDULE	OF SCHEDULE	RPI	RPI	RPI	RPI
DIV. I ONLY	12- 4	52	8-2	185	144	77	77	16	16	
DIV. I NON-CONF.	9- 4	85	0- 1	119	143	61	61	19	19	

TOTALS	RPI 1-25	RPI 26-50	W-L RECORDS	RPI 51-100	RPI 101-150	RPI 150+				
12- 4	0- 1	0- 1	OVERALL	0- 0	2- 2	10- 0				
5- 1	0- 0	0- 1	HOME	0- 0	0- 0	5- 0				
5- 3	0- 1	0- 0	AWAY	0- 0	1- 2	4- 0				
2- 0	0- 0	0- 0	NEUTRAL	0- 0	1- 0	1- 0				
9- 4	0- 1	0- 1	NON-CONFERENCE	0- 0	2- 2	7- 0				
4- 1	0- 0	0- 1	HOME	0- 0	0- 0	4- 0				
3- 3	0- 1	0- 0	AWAY	0- 0	1- 2	2- 0				
2- 0	0- 0	0- 0	NEUTRAL	0- 0	1- 0	1- 0				
3- 0	0- 0	0- 0	CONFERENCE	0- 0	0- 0	3- 0				
1- 0	0- 0	0- 0	HOME	0- 0	0- 0	1- 0				
2- 0	0- 0	0- 0	AWAY	0- 0	0- 0	2- 0				
0- 0	0- 0	0- 0	NEUTRAL	0- 0	0- 0	0- 0				

RPI	S	Opponent	Score	RPI	S	Opponent	Score	RPI	S	Opponent	Score	RPI	S	Opponent	Score
20	A	Kentucky	55 72	42	H	Belmont	38 45					101	A	Troy	67 64
												115	A	Fordham	49 61
												119	A	Tennessee Tech	64 68
												123	N	Chattanooga	58 47
												177	H	Vanderbilt	65 58
												191	H	Georgia St.	69 54
												212	A	Furman	78 71
												221	N	Dartmouth	70 58
												232	A	UNLV	66 62
												241	H	Southern Miss.	66 49
												254	H	Mississippi Val.	101 51
												256	H	UNC Asheville	67 46
												279	A	Fla. Atlantic	74 55
												319	A	FIU	49 43

Team's RPI: 77															
LAST 12 Division I GAMES:															
115	A	Fordham	49 61	279	A	Fla. Atlantic	74 55								
232	A	UNLV	66 62	319	A	FIU	49 43								
241	H	Southern Miss.	66 49	123	N	Chattanooga	58 47								
191	H	Georgia St.	69 54	256	H	UNC Asheville	67 46								
221	N	Dartmouth	70 58	20	A	Kentucky	55 72								
254	H	Mississippi Val.	101 51	101	A	Troy	67 64								

Non-Div I Games:

Middle Tenn.

Milwaukee				Through Games Of Jan. 11, 2019							
Average RPI	Win:	238	WON-LOST	WINNING	LAST 10	STRENGTH OF	OPP. STRENGTH	TEAM	ADJ.	CONF.	ADJ CONF.
Average RPI	Loss:	83	RECORD	PCT. RANK	GAMES	SCHEDULE	OF SCHEDULE	RPI	RPI	RPI	RPI
DIV. I ONLY			6- 9	222	5-5	109	179	185	185	19	19
DIV. I NON-CONF.			5- 6	177	0- 0	110	187	161	161	16	16

TOTALS	RPI 1-25			RPI 26-50		W-L RECORDS	RPI 51-100	RPI 101-150		RPI 150+	
6- 9	0- 3			0- 2		OVERALL	0- 1	1- 2		5- 1	
3- 4	0- 2			0- 1		HOME	0- 0	1- 1		2- 0	
2- 5	0- 1			0- 1		AWAY	0- 1	0- 1		2- 1	
1- 0	0- 0			0- 0		NEUTRAL	0- 0	0- 0		1- 0	
5- 6	0- 3			0- 1		NON-CONFERENCE	0- 0	0- 2		5- 0	
2- 3	0- 2			0- 0		HOME	0- 0	0- 1		2- 0	
2- 3	0- 1			0- 1		AWAY	0- 0	0- 1		2- 0	
1- 0	0- 0			0- 0		NEUTRAL	0- 0	0- 0		1- 0	
1- 3	0- 0			0- 1		CONFERENCE	0- 1	1- 0		0- 1	
1- 1	0- 0			0- 1		HOME	0- 0	1- 0		0- 0	
0- 2	0- 0			0- 0		AWAY	0- 1	0- 0		0- 1	
0- 0	0- 0			0- 0		NEUTRAL	0- 0	0- 0		0- 0	

RPI 1-25				RPI 26-50				RPI 51-100				RPI 101+ Team's RPI: 185			
RPI	S	Opponent	Score	RPI	S	Opponent	Score	RPI	S	Opponent	Score	RPI	S	Opponent	Score
13	H	Marquette	74 83	41	A	Saint Mary's (CA)	71 73	81	A	Wright St.	57 61	109	A	Fresno St.	48 65
16	A	Indiana	66 68	48	H	Green Bay	62 76					126	H	Youngstown St.	71 68
23	H	Florida St.	62 87									140	H	Wisconsin	57 68
												171	A	North Dakota	64 46
												211	N	UC Riverside	56 54
												259	H	Columbia	78 65
												272	A	Northern Ky.	54 55
												321	A	North Dakota St.	57 55
												342	H	Purdue Fort Wayne	70 48
LAST 12 Division I GAMES:															
				126	H	Youngstown St.	71 68	48	H	Green Bay	62 76				
				81	A	Wright St.	57 61	23	H	Florida St.	62 87				
				272	A	Northern Ky.	54 55	321	A	North Dakota St.	57 55				
				211	N	UC Riverside	56 54	171	A	North Dakota	64 46				
				41	A	Saint Mary's (CA)	71 73	342	H	Purdue Fort Wayne	70 48				
				109	A	Fresno St.	48 65	13	H	Marquette	74 83				

Non-Div I Games:

Average RPI	Win:	197	WON-LOST	WINNING	LAST 10	STRENGTH OF	OPP. STRENGTH	TEAM	ADJ.	CONF.	ADJ CONF.
Average RPI	Loss:	79	RECORD	PCT. RANK	GAMES	SCHEDULE	OF SCHEDULE	RPI	RPI	RPI	RPI
DIV. I ONLY		12- 3		37	7-3	178	89	75	75	4	4
DIV. I NON-CONF.		11- 0		1	0- 0	281	87	45	45	4	4

TOTALS	RPI 1-25		RPI 26-50		W-L RECORDS	RPI 51-100		RPI 101-150		RPI 150+	
12- 3	1- 1		0- 0		OVERALL	1- 1		1- 1		9- 0	
10- 1	1- 0		0- 0		HOME	0- 0		1- 1		8- 0	
2- 2	0- 1		0- 0		AWAY	1- 1		0- 0		1- 0	
0- 0	0- 0		0- 0		NEUTRAL	0- 0		0- 0		0- 0	
11- 0	1- 0		0- 0		NON-CONFERENCE	1- 0		0- 0		9- 0	
9- 0	1- 0		0- 0		HOME	0- 0		0- 0		8- 0	
2- 0	0- 0		0- 0		AWAY	1- 0		0- 0		1- 0	
0- 0	0- 0		0- 0		NEUTRAL	0- 0		0- 0		0- 0	
1- 3	0- 1		0- 0		CONFERENCE	0- 1		1- 1		0- 0	
1- 1	0- 0		0- 0		HOME	0- 0		1- 1		0- 0	
0- 2	0- 1		0- 0		AWAY	0- 1		0- 0		0- 0	
0- 0	0- 0		0- 0		NEUTRAL	0- 0		0- 0		0- 0	

RPI	S	Opponent	Score	RPI	S	Opponent	Score	RPI	S	Opponent	Score	RPI	S	Opponent	Score
4	H	Syracuse	72 68					69	A	Michigan	60 76	140	H	Wisconsin	74 56
25	A	Michigan St.	68 86					88	A	Boston College	77 69	143	H	Illinois	62 66
												160	A	Xavier	78 53
												181	H	Rhode Island	91 71
												192	H	Cornell	65 45
												196	H	Air Force	67 50
												228	H	San Diego	53 48
												262	H	Coppin St.	84 52
												290	H	Incarnate Word	75 39
												307	H	New Hampshire	70 47
												312	H	Ark.-Pine Bluff	84 42

Team's RPI: 75															
LAST 12 Division I GAMES:															
25	A	Michigan St.	68 86	140	H	Wisconsin	74 56	69	A	Michigan	60 76	181	H	Rhode Island	91 71
143	H	Illinois	62 66	262	H	Coppin St.	84 52	88	A	Boston College	77 69	290	H	Incarnate Word	75 39
4	H	Syracuse	72 68	88	A	Boston College	77 69	192	H	Cornell	65 45	307	H	New Hampshire	70 47
192	H	Cornell	65 45	196	H	Air Force	67 50	312	H	Ark.-Pine Bluff	84 42				
312	H	Ark.-Pine Bluff	84 42												

Non-Div I Games:

Minnesota

Average RPI Win:	147	WON-LOST	WINNING	LAST 10	STRENGTH OF	OPP. STRENGTH	TEAM	ADJ.	CONF.	ADJ CONF.
Average RPI Loss:	5	RECORD	PCT. RANK	GAMES	SCHEDULE	OF SCHEDULE	RPI	RPI	RPI	RPI
DIV. I ONLY	15- 1	2	9-1	49	51	11	11	6	6	
DIV. I NON-CONF.	12- 1	10	0- 0	122	50	14	14	6	6	
<hr/>										
TOTALS	RPI 1-25	RPI 26-50	W-L RECORDS	RPI 51-100	RPI 101-150	RPI 150+				
15- 1	2- 1	1- 0	OVERALL	3- 0	2- 0	7- 0				
9- 0	2- 0	0- 0	HOME	1- 0	1- 0	5- 0				
6- 1	0- 1	1- 0	AWAY	2- 0	1- 0	2- 0				
0- 0	0- 0	0- 0	NEUTRAL	0- 0	0- 0	0- 0				
12- 1	1- 1	1- 0	NON-CONFERENCE	2- 0	1- 0	7- 0				
7- 0	1- 0	0- 0	HOME	1- 0	0- 0	5- 0				
5- 1	0- 1	1- 0	AWAY	1- 0	1- 0	2- 0				
0- 0	0- 0	0- 0	NEUTRAL	0- 0	0- 0	0- 0				
3- 0	1- 0	0- 0	CONFERENCE	1- 0	1- 0	0- 0				
2- 0	1- 0	0- 0	HOME	0- 0	1- 0	0- 0				
1- 0	0- 0	0- 0	AWAY	1- 0	0- 0	0- 0				
0- 0	0- 0	0- 0	NEUTRAL	0- 0	0- 0	0- 0				

RPI	S	Opponent	Score	RPI	S	Opponent	Score	RPI	S	Opponent	Score	RPI	S	Opponent	Score
5	A	Oregon	74 82	34	A	Texas	67 49	54	A	Arkansas	93 69	108	H	Georgia	80 71
13	H	Marquette	87 82					62	H	Lamar University	104 53	123	A	Virginia	72 44
20	H	Kentucky	86 71					98	A	Washington	103 56	161	A	Little Rock	98 63
<hr/>															
LAST 12 Division I GAMES:															
108	H	Georgia	80 71	289	H	Louisiana	104 36	5	A	Oregon	74 82	241	A	Southern Miss.	86 42
20	H	Kentucky	86 71	98	A	Washington	103 56	13	H	Marquette	87 82	327	H	Jackson St.	105 38
54	A	Arkansas	93 69	34	A	Texas	67 49								
161	A	Little Rock	98 63												
327	H	Jackson St.	105 38												
212	H	Furman	106 41												

Non-Div I Games:

Mississippi St.

Average RPI Win:	324	WON-LOST	WINNING	LAST 10	STRENGTH OF	OPP. STRENGTH	TEAM	ADJ.	CONF.	ADJ CONF.
Average RPI Loss:	163	RECORD	PCT. RANK	GAMES	SCHEDULE	OF SCHEDULE	RPI	RPI	RPI	RPI
DIV. I ONLY	2- 10	313	2-8	140	332	254	254	28	28	
DIV. I NON-CONF.	1- 10	330	0- 0	79	340	271	271	25	25	
<hr/>										
TOTALS	RPI 1-25	RPI 26-50	W-L RECORDS	RPI 51-100	RPI 101-150	RPI 150+				
2- 10	0- 0	0- 0	OVERALL	0- 2	0- 3	2- 5				
0- 1	0- 0	0- 0	HOME	0- 0	0- 0	0- 1				
2- 8	0- 0	0- 0	AWAY	0- 2	0- 2	2- 4				
0- 1	0- 0	0- 0	NEUTRAL	0- 0	0- 1	0- 0				
1- 10	0- 0	0- 0	NON-CONFERENCE	0- 2	0- 3	1- 5				
0- 1	0- 0	0- 0	HOME	0- 0	0- 0	0- 1				
1- 8	0- 0	0- 0	AWAY	0- 2	0- 2	1- 4				
0- 1	0- 0	0- 0	NEUTRAL	0- 0	0- 1	0- 0				
1- 0	0- 0	0- 0	CONFERENCE	0- 0	0- 0	1- 0				
0- 0	0- 0	0- 0	HOME	0- 0	0- 0	0- 0				
1- 0	0- 0	0- 0	AWAY	0- 0	0- 0	1- 0				
0- 0	0- 0	0- 0	NEUTRAL	0- 0	0- 0	0- 0				

RPI 1-25				RPI 26-50				RPI 51-100				RPI 101+ Team's RPI: 254					
RPI	S	Opponent	Score	RPI	S	Opponent	Score	RPI	S	Opponent	Score	RPI	S	Opponent	Score		
								77	A	Middle Tenn.	51	101	101	N	Troy	54	75
								83	A	TCU	47	96	118	A	UT Martin	51	110
												133	A	Arkansas St.	57	60	
												165	H	North Ala.	72	86	
												174	A	Nicholls St.	47	72	
												236	A	SMU	47	62	
												241	A	Southern Miss.	60	67	
												304	A	La. -Monroe	65	72	
												312	A	Ark. -Pine Bluff	62	56	
												336	A	Austin Peay	95	89	
LAST 12 Division I GAMES:																	
				312	A	Ark. -Pine Bluff	62	56	133	A	Arkansas St.	57	60				
				118	A	UT Martin	51	110	304	A	La. -Monroe	65	72				
				165	H	North Ala.	72	86	174	A	Nicholls St.	47	72				
				336	A	Austin Peay	95	89	101	N	Troy	54	75				
				236	A	SMU	47	62	241	A	Southern Miss.	60	67				
				83	A	TCU	47	96	77	A	Middle Tenn.	51	101				

Non-Div I Games:

Mississippi Val.

Average RPI Win:	138	WON-LOST	WINNING	LAST 10	STRENGTH OF	OPP. STRENGTH	TEAM	ADJ.	CONF.	ADJ CONF.
Average RPI Loss:	45	RECORD	PCT. RANK	GAMES	SCHEDULE	OF SCHEDULE	RPI	RPI	RPI	RPI
DIV. I ONLY	14- 3	30	9-1	62	41	26	26	6	6	
DIV. I NON-CONF.	11- 3	57	1- 0	100	49	44	44	6	6	

TOTALS	RPI 1-25	RPI 26-50	W-L RECORDS	RPI 51-100	RPI 101-150	RPI 150+				
14- 3	0- 1	2- 1	OVERALL	2- 1	4- 0	6- 0				
7- 2	0- 1	0- 1	HOME	1- 0	3- 0	3- 0				
5- 0	0- 0	1- 0	AWAY	0- 0	1- 0	3- 0				
2- 1	0- 0	1- 0	NEUTRAL	1- 1	0- 0	0- 0				
11- 3	0- 1	1- 1	NON-CONFERENCE	1- 1	4- 0	5- 0				
5- 2	0- 1	0- 1	HOME	0- 0	3- 0	2- 0				
4- 0	0- 0	0- 0	AWAY	0- 0	1- 0	3- 0				
2- 1	0- 0	1- 0	NEUTRAL	1- 1	0- 0	0- 0				
3- 0	0- 0	1- 0	CONFERENCE	1- 0	0- 0	1- 0				
2- 0	0- 0	0- 0	HOME	1- 0	0- 0	1- 0				
1- 0	0- 0	1- 0	AWAY	0- 0	0- 0	0- 0				
0- 0	0- 0	0- 0	NEUTRAL	0- 0	0- 0	0- 0				

RPI 1-25				RPI 26-50				Team's RPI: 26				RPI 51-100				RPI 101+			
RPI	S	Opponent	Score	RPI	S	Opponent	Score	RPI	S	Opponent	Score	RPI	S	Opponent	Score	RPI	S	Opponent	Score
17	H	South Dakota	61 74	29	A	Tennessee	66 64	54	H	Arkansas	71 53	122	H	Texas St.	69 50				
				33	N	Duke	62 54	66	N	Qui nni pi ac	65 51	133	H	Arkansas St.	70 50				
				48	H	Green Bay	49 56	69	N	Mi chi gan	54 70	141	H	Missouri St.	65 61				
												143	A	Ill i noi s	67 45				
												151	A	West Vi rgi ni a	68 51				
												175	H	UMKC	66 59				
												193	A	Sai nt Loui s	74 62				
												223	H	Ole Mi ss	78 55				
												225	H	SIUE	59 36				
												248	A	Western Ill.	89 64				
LAST 12 Division I GAMES:																			
				33	N	Duke	62 54	29	A	Tennessee	66 64								
				66	N	Qui nni pi ac	65 51	223	H	Ole Mi ss	78 55								
				54	H	Arkansas	71 53	133	H	Arkansas St.	70 50								
				193	A	Sai nt Loui s	74 62	143	A	Ill i noi s	67 45								
				175	H	UMKC	66 59	122	H	Texas St.	69 50								
				151	A	West Vi rgi ni a	68 51	17	H	South Dakota	61 74								

Average RPI Win:	200	WON-LOST	WINNING	LAST 10	STRENGTH OF	OPP. STRENGTH	TEAM	ADJ.	CONF.	ADJ CONF.
Average RPI Loss:	95	RECORD	PCT. RANK	GAMES	SCHEDULE	OF SCHEDULE	RPI	RPI	RPI	RPI
DIV. I ONLY	6- 7	189	5-5	59	133	141	141	13	13	
DIV. I NON-CONF.	4- 7	228	0- 0	33	92	127	127	13	13	

TOTALS	RPI 1-25	RPI 26-50	W-L RECORDS	RPI 51-100	RPI 101-150	RPI 150+				
6- 7	0- 3	0- 1	OVERALL	0- 0	1- 0	5- 3				
4- 2	0- 2	0- 0	HOME	0- 0	1- 0	3- 0				
0- 5	0- 1	0- 1	AWAY	0- 0	0- 0	0- 3				
2- 0	0- 0	0- 0	NEUTRAL	0- 0	0- 0	2- 0				
4- 7	0- 3	0- 1	NON-CONFERENCE	0- 0	0- 0	4- 3				
2- 2	0- 2	0- 0	HOME	0- 0	0- 0	2- 0				
0- 5	0- 1	0- 1	AWAY	0- 0	0- 0	0- 3				
2- 0	0- 0	0- 0	NEUTRAL	0- 0	0- 0	2- 0				
2- 0	0- 0	0- 0	CONFERENCE	0- 0	1- 0	1- 0				
2- 0	0- 0	0- 0	HOME	0- 0	1- 0	1- 0				
0- 0	0- 0	0- 0	AWAY	0- 0	0- 0	0- 0				
0- 0	0- 0	0- 0	NEUTRAL	0- 0	0- 0	0- 0				

RPI 1-25				RPI 26-50				RPI 51-100				RPI 101+				Team's RPI: 141
RPI	S	Opponent	Score	RPI	S	Opponent	Score	RPI	S	Opponent	Score	RPI	S	Opponent	Score	
10	H	Gonzaga	67 70	26	A	Missouri	61 65					123	H	Indiana St.	71 58	
16	A	Indiana	74 98									153	N	Louisiana Tech	82 70	
17	H	South Dakota	74 85									161	H	Little Rock	48 44	
												172	A	North Texas	76 83	
												175	A	Santa Clara	73 77	
												194	H	Ball St.	74 54	
												225	N	SIUE	68 65	
												246	A	Wichita St.	60 63	
												343	H	Evansville	88 66	
LAST 12 Division I GAMES:																
343	H	Evansville	88 66	225	N	SIUE	68 65	153	N	Louisiana Tech	82 70	10	H	Gonzaga	67 70	
123	H	Indiana St.	71 58	161	H	Little Rock	48 44	16	A	Indiana	74 98	17	H	South Dakota	74 85	
175	A	Santa Clara	73 77	26	A	Missouri	61 65	172	A	North Texas	76 83					

Non-Div I Games:

Missouri St.

Average RPI	Win:	254	WON-LOST	WINNING	LAST 10	STRENGTH OF	OPP. STRENGTH	TEAM	ADJ.	CONF.	ADJ CONF.
Average RPI	Loss:	176	RECORD	PCT. RANK	GAMES	SCHEDULE	OF SCHEDULE	RPI	RPI	RPI	RPI
DIV. I ONLY		5- 8		228	5-5	253	263	250	250	27	27
DIV. I NON-CONF.		4- 7		228	0- 0	196	267	239	239	28	28

TOTALS	RPI 1-25		RPI 26-50		W-L RECORDS	RPI 51-100		RPI 101-150		RPI 150+	
5- 8	0- 0		0- 0		OVERALL	0- 3		0- 1		5- 4	
2- 4	0- 0		0- 0		HOME	0- 2		0- 0		2- 2	
3- 4	0- 0		0- 0		AWAY	0- 1		0- 1		3- 2	
0- 0	0- 0		0- 0		NEUTRAL	0- 0		0- 0		0- 0	
4- 7	0- 0		0- 0		NON-CONFERENCE	0- 3		0- 1		4- 3	
2- 3	0- 0		0- 0		HOME	0- 2		0- 0		2- 1	
2- 4	0- 0		0- 0		AWAY	0- 1		0- 1		2- 2	
0- 0	0- 0		0- 0		NEUTRAL	0- 0		0- 0		0- 0	
1- 1	0- 0		0- 0		CONFERENCE	0- 0		0- 0		1- 1	
0- 1	0- 0		0- 0		HOME	0- 0		0- 0		0- 1	
1- 0	0- 0		0- 0		AWAY	0- 0		0- 0		1- 0	
0- 0	0- 0		0- 0		NEUTRAL	0- 0		0- 0		0- 0	

RPI 1-25				RPI 26-50				RPI 51-100				RPI 101+ Team's RPI: 250			
RPI	S	Opponent	Score	RPI	S	Opponent	Score	RPI	S	Opponent	Score	RPI	S	Opponent	Score
								65	H	Bucknell	32 70	113	A	Lehigh	48 63
								76	A	Virginia Tech	49 82	178	A	East Carolina	67 73
								94	H	Princeton	47 79	198	A	George Washington	55 51
												230	A	Sacred Heart	55 50
												237	H	Rider	43 55
												238	H	Navy	68 67
												300	H	Albany (NY)	64 56
												303	A	Iona	55 38
												313	H	Loyola Maryland	67 75
												329	A	Lafayette	69 73

LAST 12 Division I GAMES:															
				237	H	Rider	43 55	238	H	Navy	68 67				
				303	A	Iona	55 38	94	H	Princeton	47 79				
				313	H	Loyola Maryland	67 75	329	A	Lafayette	69 73				
				76	A	Virginia Tech	49 82	198	A	George Washington	55 51				
				113	A	Lehigh	48 63	230	A	Sacred Heart	55 50				
				178	A	East Carolina	67 73	300	H	Albany (NY)	64 56				

Non-Div I Games:

Monmouth

Average RPI Win: 202 WON-LOST WINNING LAST 10
Average RPI Loss: 82 RECORD PCT. RANK GAMES STRENGTH OF OPP. STRENGTH TEAM ADJ. CONF. ADJ CONF.
SCHEDULE OF SCHEDULE RPI RPI RPI RPI

DIV. I ONLY	7- 6	144	6-4	100	99	121	121	14	14
DIV. I NON-CONF.	4- 4	162	1- 0	25	86	55	55	10	10
TOTALS	RPI 1-25	RPI 26-50	W-L RECORDS	RPI 51-100	RPI 101-150	RPI 150+			
7- 6	0- 2	0- 1	OVERALL	1- 1	1- 1	5- 1			
4- 2	0- 1	0- 0	HOME	1- 0	1- 0	2- 1			
2- 4	0- 1	0- 1	AWAY	0- 1	0- 1	2- 0			
1- 0	0- 0	0- 0	NEUTRAL	0- 0	0- 0	1- 0			
4- 4	0- 2	0- 1	NON-CONFERENCE	1- 1	1- 0	2- 0			
2- 1	0- 1	0- 0	HOME	1- 0	1- 0	0- 0			
1- 3	0- 1	0- 1	AWAY	0- 1	0- 0	1- 0			
1- 0	0- 0	0- 0	NEUTRAL	0- 0	0- 0	1- 0			
3- 2	0- 0	0- 0	CONFERENCE	0- 0	0- 1	3- 1			
2- 1	0- 0	0- 0	HOME	0- 0	0- 0	2- 1			
1- 1	0- 0	0- 0	AWAY	0- 0	0- 1	1- 0			
0- 0	0- 0	0- 0	NEUTRAL	0- 0	0- 0	0- 0			

RPI	S	Opponent	Score	RPI	S	Opponent	Score	RPI	S	Opponent	Score	RPI	S	Opponent	Score	Team's RPI: 121
10	A	Gonzaga	52 76	47	A	Arizona	51 100	90	H	Northern Ill.	86 70	104	H	UC Davis	62 56	
17	H	South Dakota	41 64					98	A	Washington	54 69	127	A	Portland St.	60 78	
												195	H	Eastern Wash.	62 68	
												207	H	Northern Ariz.	78 62	
												219	N	Saint Francis (PA)	79 77	
												224	H	Southern Utah	79 57	
												243	A	Sacramento St.	88 86	
												324	A	Grand Canyon	69 47	
LAST 12 Division I GAMES:																
219	N	Saint Francis (PA)	79 77	127	A	Portland St.	60 78									
104	H	UC Davis	62 56	243	A	Sacramento St.	88 86									
195	H	Eastern Wash.	62 68	224	H	Southern Utah	79 57									
47	A	Arizona	51 100	207	H	Northern Ariz.	78 62									
90	H	Northern Ill.	86 70	98	A	Washington	54 69									
17	H	South Dakota	41 64	324	A	Grand Canyon	69 47									

Non-Div I Games: Providence (MT) 90 45

Montana

Average RPI Win:	215	WON-LOST	WINNING	LAST 10
Average RPI Loss:	65	RECORD	PCT. RANK	GAMES

DIV. I ONLY	7-7	167	5-5	113	72	136	136	14	14
DIV. I NON-CONF.	4-5	190	1-0	72	47	106	106	10	10
TOTALS	RPI 1-25	RPI 26-50	W-L RECORDS	RPI 51-100	RPI 101-150	RPI 150+			
7-7	0-1	0-2	OVERALL	0-2	1-2	6-0			
4-2	0-0	0-1	HOME	0-0	0-1	4-0			
2-5	0-1	0-1	AWAY	0-2	1-1	1-0			
1-0	0-0	0-0	NEUTRAL	0-0	0-0	1-0			
4-5	0-1	0-2	NON-CONFERENCE	0-2	1-0	3-0			
2-1	0-0	0-1	HOME	0-0	0-0	2-0			
1-4	0-1	0-1	AWAY	0-2	1-0	0-0			
1-0	0-0	0-0	NEUTRAL	0-0	0-0	1-0			
3-2	0-0	0-0	CONFERENCE	0-0	0-2	3-0			
2-1	0-0	0-0	HOME	0-0	0-1	2-0			
1-1	0-0	0-0	AWAY	0-0	0-1	1-0			
0-0	0-0	0-0	NEUTRAL	0-0	0-0	0-0			

RPI 1-25				RPI 26-50				RPI 51-100				RPI 101+				Team's RPI: 136	
RPI	S	Opponent	Score	RPI	S	Opponent	Score	RPI	S	Opponent	Score	RPI	S	Opponent	Score		
13	A	Marquette	52 100	30	H	South Dakota St.	67 88	56	A	SFA	53 60	105	H	Idaho	66 82		
				38	A	Wyomi ng	58 66	83	A	TCU	49 71	122	A	Texas St.	67 59		
												127	A	Portland St.	53 55		
												200	N	Del aware	69 60		
												207	H	Northern Ari z.	80 70		
												210	H	Long Beach St.	85 62		
												224	H	Southern Utah	69 64		
												243	A	Sacramento St.	69 53		
												297	H	Omaha	59 56		
LAST 12 Division I GAMES:																	
				122	A	Texas St.	67 59	127	A	Portland St.	53 55						
				105	H	Idaho	66 82	207	H	Northern Ari z.	80 70						
				243	A	Sacramento St.	69 53	224	H	Southern Utah	69 64						
				56	A	SFA	53 60	30	H	South Dakota St.	67 88						
				210	H	Long Beach St.	85 62	297	H	Omaha	59 56						
				38	A	Wyomi ng	58 66	83	A	TCU	49 71						

Non-Div I Games:	Carroll (MT)	64	48
------------------	--------------	----	----

Montana St.

■ Loss, ■ Non-Conf, S Site, H Home A Away N Neutral

Average RPI	Win:	279	WON-LOST	WINNING	LAST 10	STRENGTH OF	OPP. STRENGTH	TEAM	ADJ.	CONF.	ADJ CONF.
Average RPI	Loss:	150	RECORD	PCT. RANK	GAMES	SCHEDULE	OF SCHEDULE	RPI	RPI	RPI	RPI
DIV. I ONLY		8- 6		128	5-5	304	285	190	190	21	21
DIV. I NON-CONF.		7- 4		109	0- 0	297	278	190	190	20	20
<hr/>											
TOTALS	RPI 1-25		RPI 26-50		W-L RECORDS	RPI 51-100		RPI 101-150		RPI 150+	
8- 6	0- 2		0- 1		OVERALL	0- 0		0- 0		8- 3	
4- 1	0- 0		0- 0		HOME	0- 0		0- 0		4- 1	
4- 5	0- 2		0- 1		AWAY	0- 0		0- 0		4- 2	
0- 0	0- 0		0- 0		NEUTRAL	0- 0		0- 0		0- 0	
7- 4	0- 2		0- 0		NON-CONFERENCE	0- 0		0- 0		7- 2	
4- 1	0- 0		0- 0		HOME	0- 0		0- 0		4- 1	
3- 3	0- 2		0- 0		AWAY	0- 0		0- 0		3- 1	
0- 0	0- 0		0- 0		NEUTRAL	0- 0		0- 0		0- 0	
1- 2	0- 0		0- 1		CONFERENCE	0- 0		0- 0		1- 1	
0- 0	0- 0		0- 0		HOME	0- 0		0- 0		0- 0	
1- 2	0- 0		0- 1		AWAY	0- 0		0- 0		1- 1	
0- 0	0- 0		0- 0		NEUTRAL	0- 0		0- 0		0- 0	

RPI 1-25				RPI 26-50				RPI 51-100				RPI 101+				Team's RPI: 190
RPI	S	Opponent	Score	RPI	S	Opponent	Score	RPI	S	Opponent	Score	RPI	S	Opponent	Score	
8	A	Bayl or	58 96	42	A	Bel mont	50 77					152	A	Radford	79 72	
20	A	Kentucky	57 87									214	A	Gardner-Webb	84 69	
												219	A	Saint Francis (PA)	83 89	
												267	A	Murray St.	83 61	
												273	H	St. Francis Brooklyn	94 101	
												282	A	N. C. A&T	72 67	
												309	H	Valparaiso	68 62	
												325	H	Lipscomb	79 44	
												336	A	Austin Peay	80 81	
												339	H	Chicago St.	104 68	
												343	H	Evansville	85 63	
<hr/>																
LAST 12 Division I GAMES:																
				42	A	Belmont	50 77	325	H	Lipscomb	79 44					
				336	A	Austin Peay	80 81	219	A	Saint Francis (PA)	83 89					
				267	A	Murray St.	83 61	152	A	Radford	79 72					
				273	H	St. Francis Brooklyn	94 101	8	A	Bayl or	58 96					
				339	H	Chicago St.	104 68	343	H	Evansville	85 63					
				309	H	Valparaiso	68 62	20	A	Kentucky	57 87					

Non-Div I Games: Alice Lloyd 121 56 Ky. Christian 119 28

Morehead St.

Average RPI Win: 321

Average RPI Loss: 162

WON-LOST
RECORDWINNING
PCT. RANKLAST 10
GAMESSTRENGTH OF
SCHEDULEOPP. STRENGTH
OF SCHEDULETEAM
RPIADJ.
RPICONF.
RPIADJ CONF.
RPI

DIV. I ONLY	2- 12	320	2-8	260	232	332	332	32	32
DIV. I NON-CONF.	1- 11	335	0- 1	189	190	329	329	32	32

TOTALS	RPI 1-25	RPI 26-50	W-L RECORDS	RPI 51-100	RPI 101-150	RPI 150+			
2- 12	0- 0	0- 1	OVERALL	0- 3	0- 2	2- 6			
2- 3	0- 0	0- 0	HOME	0- 0	0- 0	2- 3			
0- 6	0- 0	0- 0	AWAY	0- 3	0- 1	0- 2			
0- 3	0- 0	0- 1	NEUTRAL	0- 0	0- 1	0- 1			
1- 11	0- 0	0- 1	NON-CONFERENCE	0- 3	0- 2	1- 5			
1- 2	0- 0	0- 0	HOME	0- 0	0- 0	1- 2			
0- 6	0- 0	0- 0	AWAY	0- 3	0- 1	0- 2			
0- 3	0- 0	0- 1	NEUTRAL	0- 0	0- 1	0- 1			
1- 1	0- 0	0- 0	CONFERENCE	0- 0	0- 0	1- 1			
1- 1	0- 0	0- 0	HOME	0- 0	0- 0	1- 1			
0- 0	0- 0	0- 0	AWAY	0- 0	0- 0	0- 0			
0- 0	0- 0	0- 0	NEUTRAL	0- 0	0- 0	0- 0			

RPI 1-25				RPI 26-50				RPI 51-100				RPI 101+ Team's RPI: 332			
RPI	S	Opponent	Score	RPI	S	Opponent	Score	RPI	S	Opponent	Score	RPI	S	Opponent	Score
				28	N	Maryland	44 68	56	A	SFA	42 69	108	N	Georgia	33 60
								69	A	Michigan	47 70	112	A	Western Ky.	43 90
								93	A	Hartford	59 80	151	A	West Virginia	37 72
												203	H	UMES	68 73
												245	N	Niagara	57 67
												274	H	Central Conn. St.	36 60
												284	H	UMBC	68 73
												296	H	UMass Lowell	61 49
												319	A	FIU	50 59
												346	H	Savannah St.	63 47
LAST 12 Division I GAMES:															
				245	N	Niagara	57 67	296	H	UMass Lowell	61 49				
				346	H	Savannah St.	63 47	284	H	UMBC	68 73				
				203	H	UMES	68 73	151	A	West Virginia	37 72				
				274	H	Central Conn. St.	36 60	69	A	Michigan	47 70				
				28	N	Maryland	44 68	319	A	FIU	50 59				
				108	N	Georgia	33 60	112	A	Western Ky.	43 90				

Non-Div I Games:

Washington Adventist 60 43

Lincoln (PA)

46 51

Morgan St.

Loss,
Non-Conf,
S Site,
H Home
A Away
N Neutral

Average RPI Win: 331

Average RPI Loss: 118

WON-LOST
RECORDWINNING
PCT. RANKLAST 10
GAMESSTRENGTH OF
SCHEDULEOPP. STRENGTH
OF SCHEDULETEAM
RPIADJ.
RPICONF.
RPIADJ CONF.
RPI

DIV. I ONLY	3- 9	284	2-8	145	214	267	267	21	21
DIV. I NON-CONF.	2- 7	288	0- 0	91	186	254	254	20	20
<hr/>									
TOTALS	RPI 1-25	RPI 26-50	W-L RECORDS	RPI 51-100	RPI 101-150	RPI 150+			
3- 9	0- 2	0- 1	OVERALL	0- 0	0- 4	3- 2			
3- 3	0- 0	0- 0	HOME	0- 0	0- 1	3- 2			
0- 6	0- 2	0- 1	AWAY	0- 0	0- 3	0- 0			
0- 0	0- 0	0- 0	NEUTRAL	0- 0	0- 0	0- 0			
2- 7	0- 2	0- 1	NON-CONFERENCE	0- 0	0- 3	2- 1			
2- 2	0- 0	0- 0	HOME	0- 0	0- 1	2- 1			
0- 5	0- 2	0- 1	AWAY	0- 0	0- 2	0- 0			
0- 0	0- 0	0- 0	NEUTRAL	0- 0	0- 0	0- 0			
1- 2	0- 0	0- 0	CONFERENCE	0- 0	0- 1	1- 1			
1- 1	0- 0	0- 0	HOME	0- 0	0- 0	1- 1			
0- 1	0- 0	0- 0	AWAY	0- 0	0- 1	0- 0			
0- 0	0- 0	0- 0	NEUTRAL	0- 0	0- 0	0- 0			

RPI 1-25				RPI 26-50				RPI 51-100				RPI 101+ Team's RPI: 267			
RPI	S	Opponent	Score	RPI	S	Opponent	Score	RPI	S	Opponent	Score	RPI	S	Opponent	Score
18	A	Butler	65 86	29	A	Tennessee	77 98					118	A	UT Martin	67 75
20	A	Kentucky	49 88									133	A	Arkansas St.	63 74
												143	A	Illinois	52 84
												150	H	Southern Ill.	59 65
												190	H	Morehead St.	61 83
												261	H	Alabama A&M	53 59
												325	H	Lipscomb	97 61
												326	H	Eastern Ky.	81 63
												343	H	Evansville	81 53
<hr/>															
LAST 12 Division I GAMES:															
118	A	UT Martin	67 75	29	A	Tennessee	77 98								
326	H	Eastern Ky.	81 63	20	A	Kentucky	49 88								
190	H	Morehead St.	61 83	150	H	Southern Ill.	59 65								
325	H	Lipscomb	97 61	143	A	Illinois	52 84								
18	A	Butler	65 86	261	H	Alabama A&M	53 59								
343	H	Evansville	81 53	133	A	Arkansas St.	63 74								

Non-Div I Games: Oakland City 113 55 Bethel (TN) 86 50

Murray St.

Loss,
Non-Conf, S Site,
H Home
A Away
N Neutral

Average RPI Win:	288	WON-LOST	WINNING	LAST 10	STRENGTH OF	OPP. STRENGTH	TEAM	ADJ.	CONF.	ADJ CONF.
Average RPI Loss:	211	RECORD	PCT. RANK	GAMES	SCHEDULE	OF SCHEDULE	RPI	RPI	RPI	RPI
DIV. I ONLY	2- 11	316	3-7	308	323	344	344	32	32	
DIV. I NON-CONF.	2- 10	311	0- 0	303	304	344	344	32	32	

TOTALS	RPI 1-25	RPI 26-50	W-L RECORDS	RPI 51-100	RPI 101-150	RPI 150+				
2- 11	0- 1	0- 0	OVERALL	0- 0	0- 0	2- 10				
2- 5	0- 0	0- 0	HOME	0- 0	0- 0	2- 5				
0- 5	0- 1	0- 0	AWAY	0- 0	0- 0	0- 4				
0- 1	0- 0	0- 0	NEUTRAL	0- 0	0- 0	0- 1				
2- 10	0- 1	0- 0	NON-CONFERENCE	0- 0	0- 0	2- 9				
2- 4	0- 0	0- 0	HOME	0- 0	0- 0	2- 4				
0- 5	0- 1	0- 0	AWAY	0- 0	0- 0	0- 4				
0- 1	0- 0	0- 0	NEUTRAL	0- 0	0- 0	0- 1				
0- 1	0- 0	0- 0	CONFERENCE	0- 0	0- 0	0- 1				
0- 1	0- 0	0- 0	HOME	0- 0	0- 0	0- 1				
0- 0	0- 0	0- 0	AWAY	0- 0	0- 0	0- 0				
0- 0	0- 0	0- 0	NEUTRAL	0- 0	0- 0	0- 0				

RPI 1-25				RPI 26-50				RPI 51-100				RPI 101+ Team's RPI: 344			
RPI	S	Opponent	Score	RPI	S	Opponent	Score	RPI	S	Opponent	Score	RPI	S	Opponent	Score
14	A	Iowa	39 106									169	H	UNCW	82 89
												180	A	High Point	69 80
												188	H	Elon	54 83
												191	A	Georgia St.	54 65
												204	H	Coastal Caro.	66 89
												217	H	Bethune-Cookman	50 67
												253	H	Wofford	66 59
												263	N	Kennesaw St.	54 78
												291	H	USC Upstate	63 82
												292	A	Memphis	56 77
												311	A	Winthrop	41 66
												322	H	UNC Greensboro	66 57
LAST 12 Division I GAMES:															
217	H	Bethune-Cookman	50 67	191	A	Georgia St.	54 65								
292	A	Memphis	56 77	253	H	Wofford	66 59								
263	N	Kennesaw St.	54 78	322	H	UNC Greensboro	66 57								
14	A	Iowa	39 106	204	H	Coastal Caro.	66 89								
311	A	Winthrop	41 66	291	H	USC Upstate	63 82								
188	H	Elon	54 83	169	H	UNCW	82 89								

Non-Div I Games: Johnson & Wales (NC) 43 Wilberforce 55 49

N. C. Central

N
C
S
t
a
t
e

NC State					Through Games Of Jan. 11, 2019										
Average RPI	Win:	106	WON-LOST	WINNING	LAST 10	STRENGTH OF	OPP. STRENGTH	TEAM	ADJ.	CONF.	ADJ CONF.				
Average RPI	Loss:	0	RECORD	PCT. RANK	GAMES	SCHEDULE	OF SCHEDULE	RPI	RPI	RPI	RPI				
DIV. I ONLY			16- 0	1	10-0	45	13	9	9	1	1				
DIV. I NON-CONF.			13- 0	1	0- 0	61	25	9	9	1	1				

TOTALS	RPI 1-25		RPI 26-50		W-L RECORDS	RPI 51-100		RPI 101-150		RPI 150+					
16- 0	1- 0		2- 0		OVERALL	7- 0		1- 0		5- 0					
11- 0	0- 0		2- 0		HOME	5- 0		0- 0		4- 0					
3- 0	0- 0		0- 0		AWAY	2- 0		1- 0		0- 0					
2- 0	1- 0		0- 0		NEUTRAL	0- 0		0- 0		1- 0					
13- 0	1- 0		1- 0		NON-CONFERENCE	5- 0		1- 0		5- 0					
9- 0	0- 0		1- 0		HOME	4- 0		0- 0		4- 0					
2- 0	0- 0		0- 0		AWAY	1- 0		1- 0		0- 0					
2- 0	1- 0		0- 0		NEUTRAL	0- 0		0- 0		1- 0					
3- 0	0- 0		1- 0		CONFERENCE	2- 0		0- 0		0- 0					
2- 0	0- 0		1- 0		HOME	1- 0		0- 0		0- 0					
1- 0	0- 0		0- 0		AWAY	1- 0		0- 0		0- 0					
0- 0	0- 0		0- 0		NEUTRAL	0- 0		0- 0		0- 0					

RPI 1-25			Team's RPI: 9			RPI 26-50			RPI 51-100			RPI 101+			
RPI	S	Opponent	Score	RPI	S	Opponent	Score	RPI	S	Opponent	Score	RPI	S	Opponent	Score
25	N	Michigan St.	78 74	33	H	Duke	63 51	63	H	Old Domini on	85 56	123	A	Chattanooga	78 58
				42	H	Bel mont	77 62	69	H	Mi chi gan	66 55	152	H	Radford	75 58
								79	H	Pi ttsburgh	63 34	155	H	Davi dson	75 45
								82	H	Maine	84 46	177	H	Vanderbi l t	74 54
								88	A	Boston Col lege	85 69	198	N	George Washi ngton	69 61
								95	A	Georgetown	76 65	213	H	Hampton	83 51
								96	H	Kent St.	78 61				

LAST 12 Di vi si on I GAMES:															
79	H	Pi ttsburgh	63 34	155	H	Davi dson	75 45								
88	A	Boston Col lege	85 69	123	A	Chattanooga	78 58								
33	H	Duke	63 51	82	H	Maine	84 46								
69	H	Mi chi gan	66 55	95	A	Georgetown	76 65								
198	N	George Washi ngton	69 61	213	H	Hampton	83 51								
25	N	Mi chi gan St.	78 74	63	H	Ol d Domi ni on	85 56								

N
C
S
t
a
t
e

Non-Di v I Games:

NC State

Average RPI Win:	299	WON-LOST	WINNING	LAST 10	STRENGTH OF	OPP. STRENGTH	TEAM	ADJ.	CONF.	ADJ CONF.
Average RPI Loss:	203	RECORD	PCT. RANK	GAMES	SCHEDULE	OF SCHEDULE	RPI	RPI	RPI	RPI
DIV. I ONLY	4- 10	266	4-6	318	328	320	320	26	26	
DIV. I NON-CONF.	3- 10	278	0- 0	304	330	330	330	27	27	

TOTALS	RPI 1-25	RPI 26-50	W-L RECORDS	RPI 51-100	RPI 101-150	RPI 150+				
4- 10	0- 0	0- 0	OVERALL	0- 3	0- 0	4- 7				
2- 4	0- 0	0- 0	HOME	0- 2	0- 0	2- 2				
2- 6	0- 0	0- 0	AWAY	0- 1	0- 0	2- 5				
0- 0	0- 0	0- 0	NEUTRAL	0- 0	0- 0	0- 0				
3- 10	0- 0	0- 0	NON-CONFERENCE	0- 3	0- 0	3- 7				
1- 4	0- 0	0- 0	HOME	0- 2	0- 0	1- 2				
2- 6	0- 0	0- 0	AWAY	0- 1	0- 0	2- 5				
0- 0	0- 0	0- 0	NEUTRAL	0- 0	0- 0	0- 0				
1- 0	0- 0	0- 0	CONFERENCE	0- 0	0- 0	1- 0				
1- 0	0- 0	0- 0	HOME	0- 0	0- 0	1- 0				
0- 0	0- 0	0- 0	AWAY	0- 0	0- 0	0- 0				
0- 0	0- 0	0- 0	NEUTRAL	0- 0	0- 0	0- 0				

RPI 1-25				RPI 26-50				RPI 51-100				RPI 101+ Team's RPI: 320			
RPI	S	Opponent	Score	RPI	S	Opponent	Score	RPI	S	Opponent	Score	RPI	S	Opponent	Score
								73	A	Penn	42 85	151	A	West Virginia	50 95
								93	H	Hartford	53 84	199	H	Southeast Mo. St.	58 68
								96	H	Kent St.	40 57	218	A	Howard	57 77
												237	A	Rider	46 67
												258	A	Colgate	71 53
												263	H	Kennesaw St.	66 60
												305	A	Saint Peter's	57 70
												308	H	Vermont	63 71
												323	H	Western Caro.	79 71
												349	A	Fairleigh Dickinson	43 64
												350	A	LIU Brooklyn	72 51
LAST 12 Division I GAMES:															
263	H	Kennesaw St.	66 60	258	A	Colgate	71 53								
93	H	Hartford	53 84	350	A	LIU Brooklyn	72 51								
96	H	Kent St.	40 57	308	H	Vermont	63 71								
349	A	Fairleigh Dickinson	43 64	237	A	Rider	46 67								
73	A	Penn	42 85	199	H	Southeast Mo. St.	58 68								
151	A	West Virginia	50 95	323	H	Western Caro.	79 71								

Non-Div I Games:

NJIT

Average RPI Win:	263	WON-LOST	WINNING	LAST 10	STRENGTH OF	OPP. STRENGTH	TEAM	ADJ.	CONF.	ADJ CONF.
Average RPI Loss:	158	RECORD	PCT. RANK	GAMES	SCHEDULE	OF SCHEDULE	RPI	RPI	RPI	RPI
DIV. I ONLY	5- 7	214	5-5	252	231	238	238	22	22	
DIV. I NON-CONF.	4- 5	190	0- 0	236	275	221	221	24	24	
<hr/>										
TOTALS	RPI 1-25	RPI 26-50	W-L RECORDS	RPI 51-100	RPI 101-150	RPI 150+				
5- 7	0- 0	0- 0	OVERALL	0- 1	0- 4	5- 2				
2- 4	0- 0	0- 0	HOME	0- 1	0- 3	2- 0				
3- 3	0- 0	0- 0	AWAY	0- 0	0- 1	3- 2				
0- 0	0- 0	0- 0	NEUTRAL	0- 0	0- 0	0- 0				
4- 5	0- 0	0- 0	NON-CONFERENCE	0- 1	0- 2	4- 2				
2- 2	0- 0	0- 0	HOME	0- 1	0- 1	2- 0				
2- 3	0- 0	0- 0	AWAY	0- 0	0- 1	2- 2				
0- 0	0- 0	0- 0	NEUTRAL	0- 0	0- 0	0- 0				
1- 2	0- 0	0- 0	CONFERENCE	0- 0	0- 2	1- 0				
0- 2	0- 0	0- 0	HOME	0- 0	0- 2	0- 0				
1- 0	0- 0	0- 0	AWAY	0- 0	0- 0	1- 0				
0- 0	0- 0	0- 0	NEUTRAL	0- 0	0- 0	0- 0				

RPI 1-25				RPI 26-50				RPI 51-100				RPI 101+				Team's RPI: 238
RPI	S	Opponent	Score	RPI	S	Opponent	Score	RPI	S	Opponent	Score	RPI	S	Opponent	Score	
								73	H	Penn	61 65	102	A	Colorado	43 59	
												113	H	Lehigh	38 56	
												116	H	Marist	48 72	
												149	H	American	45 58	
												196	A	Air Force	54 47	
												237	A	Rider	66 60	
												250	A	Monmouth	67 68	
												282	H	N. C. A&T	72 49	
												286	H	Saint Joseph's	49 48	
												301	A	Norfolk St.	58 65	
												313	A	Loyola Maryland	58 46	
<hr/>																
LAST 12 Division I GAMES:																
				149	H	American	45 58	286	H	Saint Joseph's	49 48					
				113	H	Lehigh	38 56	250	A	Monmouth	67 68					
				313	A	Loyola Maryland	58 46	102	A	Colorado	43 59					
				73	H	Penn	61 65	196	A	Air Force	54 47					
				301	A	Norfolk St.	58 65	237	A	Rider	66 60					
				116	H	Marist	48 72	282	H	N. C. A&T	72 49					

Non-Div I Games: Catholic 81 36

Navy

Average RPI	Win:	168	WON-LOST	WINNING	LAST 10	STRENGTH OF	OPP. STRENGTH	TEAM	ADJ.	CONF.	ADJ CONF.
Average RPI	Loss:	42	RECORD	PCT. RANK	GAMES	SCHEDULE	OF SCHEDULE	RPI	RPI	RPI	RPI
DIV. I ONLY		7- 8		183	5-5	34	18	91	91	4	4
DIV. I NON-CONF.		5- 6		177	0- 0	77	23	119	119	4	4

TOTALS	RPI 1-25		RPI 26-50		W-L RECORDS	RPI 51-100		RPI 101-150		RPI 150+	
7- 8	0- 3		0- 2		OVERALL	2- 3		1- 0		4- 0	
5- 2	0- 1		0- 1		HOME	2- 0		0- 0		3- 0	
1- 6	0- 2		0- 1		AWAY	0- 3		1- 0		0- 0	
1- 0	0- 0		0- 0		NEUTRAL	0- 0		0- 0		1- 0	
5- 6	0- 2		0- 1		NON-CONFERENCE	1- 3		0- 0		4- 0	
4- 1	0- 1		0- 0		HOME	1- 0		0- 0		3- 0	
0- 5	0- 1		0- 1		AWAY	0- 3		0- 0		0- 0	
1- 0	0- 0		0- 0		NEUTRAL	0- 0		0- 0		1- 0	
2- 2	0- 1		0- 1		CONFERENCE	1- 0		1- 0		0- 0	
1- 1	0- 0		0- 1		HOME	1- 0		0- 0		0- 0	
1- 1	0- 1		0- 0		AWAY	0- 0		1- 0		0- 0	
0- 0	0- 0		0- 0		NEUTRAL	0- 0		0- 0		0- 0	

RPI	S	Opponent	Score	RPI	S	Opponent	Score	RPI	S	Opponent	Score	RPI	S	Opponent	Score
6	A	Louisville	68 85	28	H	Maryland	63 81	54	A	Arkansas	80 84	132	A	Ohio St.	78 69
12	H	Drake	77 83	36	A	Miami (FL)	68 82	61	H	Kansas	58 52	152	N	Radford	77 39
14	A	Iowa	71 77					69	H	Michigan	70 56	154	H	Denver	96 71
								84	A	Creighton	65 74	291	H	USC Upstate	87 64
								99	A	Washington St.	84 87	316	H	San Jose St.	96 63

Team's RPI: 91															
LAST 12 Division I GAMES:															
28	H	Maryland	63 81	69	H	Michigan	70 56	132	A	Ohio St.	78 69	154	H	Denver	96 71
14	A	Iowa	71 77	54	A	Arkansas	80 84	152	N	Radford	77 39	316	H	San Jose St.	96 63
6	A	Louisville	68 85	61	H	Kansas	58 52	291	H	USC Upstate	87 64				
152	N	Radford	77 39	69	H	Michigan	70 56	316	H	San Jose St.	96 63				
36	A	Miami (FL)	68 82	84	A	Creighton	65 74								

Non-Div I Games:

Nebraska

Average RPI Win: 285
Average RPI Loss: 104

WON-LOST
RECORD

WINNING
PCT. RANK

LAST 10
GAMES

STRENGTH OF
SCHEDULE

OPP. STRENGTH
OF SCHEDULE

TEAM
RPI

ADJ.
RPI

CONF.
RPI

ADJ CONF.
RPI

DIV. I ONLY	4- 9	254	4-6	166	156	247	247	12	12
DIV. I NON-CONF.	3- 7	256	0- 1	145	150	255	255	11	11
<hr/>									
TOTALS	RPI 1-25	RPI 26-50	W-L RECORDS	RPI 51-100	RPI 101-150	RPI 150+			
4- 9	0- 0	0- 0	OVERALL	0- 4	0- 3	4- 2			
2- 5	0- 0	0- 0	HOME	0- 3	0- 2	2- 0			
2- 2	0- 0	0- 0	AWAY	0- 0	0- 0	2- 2			
0- 2	0- 0	0- 0	NEUTRAL	0- 1	0- 1	0- 0			
3- 7	0- 0	0- 0	NON-CONFERENCE	0- 3	0- 3	3- 1			
2- 4	0- 0	0- 0	HOME	0- 2	0- 2	2- 0			
1- 1	0- 0	0- 0	AWAY	0- 0	0- 0	1- 1			
0- 2	0- 0	0- 0	NEUTRAL	0- 1	0- 1	0- 0			
1- 2	0- 0	0- 0	CONFERENCE	0- 1	0- 0	1- 1			
0- 1	0- 0	0- 0	HOME	0- 1	0- 0	0- 0			
1- 1	0- 0	0- 0	AWAY	0- 0	0- 0	1- 1			
0- 0	0- 0	0- 0	NEUTRAL	0- 0	0- 0	0- 0			

RPI 1-25				RPI 26-50				RPI 51-100				RPI 101+ Team's RPI: 247			
RPI	S	Opponent	Score	RPI	S	Opponent	Score	RPI	S	Opponent	Score	RPI	S	Opponent	Score
								53	H	Utah	52 74	102	H	Colorado	52 65
								55	H	New Mexico	64 66	104	N	UC Davis	68 84
								57	H	Southern California	51 72	144	H	Texas Tech	67 86
								90	N	Northern Ill.	69 98	156	A	Utah St.	76 79
												175	A	Santa Clara	48 56
												210	A	Long Beach St.	76 67
												281	H	Hawaii	79 78
												316	A	San Jose St.	52 49
												331	H	Seattle U	67 54
<hr/>															
LAST 12 Division I GAMES:															
				90	N	Northern Ill.	69 98	156	A	Utah St.	76 79				
				316	A	San Jose St.	52 49	281	H	Hawaii	79 78				
				55	H	New Mexico	64 66	331	H	Seattle U	67 54				
				102	H	Colorado	52 65	144	H	Texas Tech	67 86				
				210	A	Long Beach St.	76 67	104	N	UC Davis	68 84				
				175	A	Santa Clara	48 56	57	H	Southern California	51 72				

Non-Div I Games: Stanislaus St. 75 52

Nevada

Average RPI Win:	276	WON-LOST	WINNING	LAST 10	STRENGTH OF	OPP. STRENGTH	TEAM	ADJ.	CONF.	ADJ CONF.
Average RPI Loss:	175	RECORD	PCT. RANK	GAMES	SCHEDULE	OF SCHEDULE	RPI	RPI	RPI	RPI
DIV. I ONLY	3- 12	301	3-7	239	279	307	307	23	23	
DIV. I NON-CONF.	2- 10	311	0- 0	198	301	323	323	23	23	

TOTALS	RPI 1-25	RPI 26-50	W-L RECORDS	RPI 51-100	RPI 101-150	RPI 150+				
3- 12	0- 0	0- 1	OVERALL	0- 3	0- 2	3- 6				
2- 4	0- 0	0- 0	HOME	0- 1	0- 0	2- 3				
1- 8	0- 0	0- 1	AWAY	0- 2	0- 2	1- 3				
0- 0	0- 0	0- 0	NEUTRAL	0- 0	0- 0	0- 0				
2- 10	0- 0	0- 1	NON-CONFERENCE	0- 2	0- 2	2- 5				
2- 3	0- 0	0- 0	HOME	0- 1	0- 0	2- 2				
0- 7	0- 0	0- 1	AWAY	0- 1	0- 2	0- 3				
0- 0	0- 0	0- 0	NEUTRAL	0- 0	0- 0	0- 0				
1- 2	0- 0	0- 0	CONFERENCE	0- 1	0- 0	1- 1				
0- 1	0- 0	0- 0	HOME	0- 0	0- 0	0- 1				
1- 1	0- 0	0- 0	AWAY	0- 1	0- 0	1- 0				
0- 0	0- 0	0- 0	NEUTRAL	0- 0	0- 0	0- 0				

RPI 1-25				RPI 26-50				RPI 51-100				RPI 101+ Team's RPI: 307			
RPI	S	Opponent	Score	RPI	S	Opponent	Score	RPI	S	Opponent	Score	RPI	S	Opponent	Score
				27	A	Northeastern	54 69	75	A	Minnesota	47 70	145	A	Boston U.	39 60
								82	A	Maine	46 67	146	A	South Fla.	36 79
								94	H	Princeton	42 90	221	H	Dartmouth	42 62
												230	H	Sacred Heart	60 71
												231	H	Holy Cross	74 62
												242	A	Brown	70 76
												244	H	Binghamton	62 71
												274	A	Central Conn. St.	47 56
												296	A	UMass Lowell	56 53
												302	H	Bryant	79 74
												321	A	North Dakota St.	51 56
LAST 12 Division I GAMES:															
				296	A	UMass Lowell	56 53	94	H	Princeton	42 90				
				244	H	Binghamton	62 71	221	H	Dartmouth	42 62				
				82	A	Maine	46 67	274	A	Central Conn. St.	47 56				
				302	H	Bryant	79 74	231	H	Holy Cross	74 62				
				27	A	Northeastern	54 69	146	A	South Fla.	36 79				
				230	H	Sacred Heart	60 71	145	A	Boston U.	39 60				

Non-Div I Games: U New England 68 44

New Hampshire

Average RPI Win:	172	WON-LOST	WINNING	LAST 10	STRENGTH OF	OPP. STRENGTH	TEAM	ADJ.	CONF.	ADJ CONF.
Average RPI Loss:	135	RECORD	PCT. RANK	GAMES	SCHEDULE	OF SCHEDULE	RPI	RPI	RPI	RPI
DIV. I ONLY	12- 2	25	9-1	191	67	55	55	12	12	
DIV. I NON-CONF.	10- 1	19	1- 0	112	81	23	23	11	11	

TOTALS	RPI 1-25	RPI 26-50	W-L RECORDS	RPI 51-100	RPI 101-150	RPI 150+				
12- 2	0- 0	0- 1	OVERALL	2- 0	3- 0	7- 1				
8- 1	0- 0	0- 1	HOME	2- 0	2- 0	4- 0				
4- 1	0- 0	0- 0	AWAY	0- 0	1- 0	3- 1				
0- 0	0- 0	0- 0	NEUTRAL	0- 0	0- 0	0- 0				
10- 1	0- 0	0- 1	NON-CONFERENCE	2- 0	3- 0	5- 0				
7- 1	0- 0	0- 1	HOME	2- 0	2- 0	3- 0				
3- 0	0- 0	0- 0	AWAY	0- 0	1- 0	2- 0				
0- 0	0- 0	0- 0	NEUTRAL	0- 0	0- 0	0- 0				
2- 1	0- 0	0- 0	CONFERENCE	0- 0	0- 0	2- 1				
1- 0	0- 0	0- 0	HOME	0- 0	0- 0	1- 0				
1- 1	0- 0	0- 0	AWAY	0- 0	0- 0	1- 1				
0- 0	0- 0	0- 0	NEUTRAL	0- 0	0- 0	0- 0				

RPI 1-25				RPI 26-50				RPI 51-100				Team's RPI : 55				RPI 101+			
RPI	S	Opponent	Score	RPI	S	Opponent	Score	RPI	S	Opponent	Score	RPI	S	Opponent	Score	RPI	S	Opponent	Score
				37	H	Auburn	76 79					56	H	SFA	74 33	111	A	Houston	89 84
												93	H	Hartford	72 65	122	H	Texas St.	82 51
																137	H	Oklahoma	84 80
																189	A	New Mexico St.	75 50
																189	H	New Mexico St.	83 58
																196	H	Air Force	78 57
																207	A	Northern Ariz.	84 55
																232	A	UNLV	57 66
																243	H	Sacramento St.	85 53
																247	A	Nevada	66 64
																277	H	UTEP	69 51
LAST 12 Division I GAMES:																			
				56	H	SFA	74 33	232	A	UNLV	57 66								
				93	H	Hartford	72 65	247	A	Nevada	66 64								
				37	H	Auburn	76 79	196	H	Air Force	78 57								
				277	H	UTEP	69 51	243	H	Sacramento St.	85 53								
				189	H	New Mexico St.	83 58	189	A	New Mexico St.	75 50								
				137	H	Oklahoma	84 80	207	A	Northern Ariz.	84 55								

Non-Div I Games:

New Mexico

Average RPI Win:	279	WON-LOST	WINNING	LAST 10	STRENGTH OF	OPP. STRENGTH	TEAM	ADJ.	CONF.	ADJ CONF.
Average RPI Loss:	162	RECORD	PCT. RANK	GAMES	SCHEDULE	OF SCHEDULE	RPI	RPI	RPI	RPI
DIV. I ONLY	7- 6	144	5-5	228	347	189	189	30	30	
DIV. I NON-CONF.	6- 5	143	1- 0	152	343	167	167	30	30	

TOTALS	RPI 1-25	RPI 26-50	W-L RECORDS	RPI 51-100	RPI 101-150	RPI 150+				
7- 6	0- 0	0- 0	OVERALL	0- 2	0- 0	7- 4				
2- 2	0- 0	0- 0	HOME	0- 1	0- 0	2- 1				
4- 3	0- 0	0- 0	AWAY	0- 1	0- 0	4- 2				
1- 1	0- 0	0- 0	NEUTRAL	0- 0	0- 0	1- 1				
6- 5	0- 0	0- 0	NON-CONFERENCE	0- 2	0- 0	6- 3				
1- 2	0- 0	0- 0	HOME	0- 1	0- 0	1- 1				
4- 2	0- 0	0- 0	AWAY	0- 1	0- 0	4- 1				
1- 1	0- 0	0- 0	NEUTRAL	0- 0	0- 0	1- 1				
1- 1	0- 0	0- 0	CONFERENCE	0- 0	0- 0	1- 1				
1- 0	0- 0	0- 0	HOME	0- 0	0- 0	1- 0				
0- 1	0- 0	0- 0	AWAY	0- 0	0- 0	0- 1				
0- 0	0- 0	0- 0	NEUTRAL	0- 0	0- 0	0- 0				

RPI 1-25				RPI 26-50				RPI 51-100				RPI 101+				Team's RPI: 189
RPI	S	Opponent	Score	RPI	S	Opponent	Score	RPI	S	Opponent	Score	RPI	S	Opponent	Score	
								55	A	New Mexico	58 83	154	H	Denver	66 64	
								55	H	New Mexico	50 75	157	N	South Alabama	67 68	
												167	H	Abilene Christian	46 58	
												211	A	UC Riverside	64 65	
												277	A	UTEP	69 65	
												287	H	California Baptist	76 69	
												293	A	Western Mich.	66 54	
												294	A	UC Santa Barbara	81 73	
												295	A	A&M-Corpus Christi	67 65	
												324	A	Grand Canyon	51 54	
												351	N	Alcorn	82 64	
LAST 12 Division I GAMES:																
351	N	Alcorn	82 64	294	A	UC Santa Barbara	81 73									
324	A	Grand Canyon	51 54	211	A	UC Riverside	64 65									
287	H	California Baptist	76 69	157	N	South Alabama	67 68									
55	A	New Mexico	58 83	295	A	A&M-Corpus Christi	67 65									
167	H	Abilene Christian	46 58	55	H	New Mexico	50 75									
277	A	UTEP	69 65	154	H	Denver	66 64									

Non-Div I Games: Tex. Permian Basin 70 38 Northern N.M. 101 51

New Mexico St.

Average RPI	Win:	292	WON-LOST	WINNING	LAST 10	STRENGTH OF	OPP. STRENGTH	TEAM	ADJ.	CONF.	ADJ CONF.
Average RPI	Loss:	150	RECORD	PCT. RANK	GAMES	SCHEDULE	OF SCHEDULE	RPI	RPI	RPI	RPI
DIV. I ONLY		1- 8		327	3-7	139	257	275	275	25	25
DIV. I NON-CONF.		1- 5		311	0- 0	74	280	214	214	22	22
<hr/>											
TOTALS	RPI 1-25		RPI 26-50		W-L RECORDS	RPI 51-100		RPI 101-150		RPI 150+	
1- 8	0- 0		0- 1		OVERALL	0- 2		0- 1		1- 4	
0- 3	0- 0		0- 0		HOME	0- 1		0- 0		0- 2	
1- 5	0- 0		0- 1		AWAY	0- 1		0- 1		1- 2	
0- 0	0- 0		0- 0		NEUTRAL	0- 0		0- 0		0- 0	
1- 5	0- 0		0- 1		NON-CONFERENCE	0- 1		0- 1		1- 2	
0- 1	0- 0		0- 0		HOME	0- 0		0- 0		0- 1	
1- 4	0- 0		0- 1		AWAY	0- 1		0- 1		1- 1	
0- 0	0- 0		0- 0		NEUTRAL	0- 0		0- 0		0- 0	
0- 3	0- 0		0- 0		CONFERENCE	0- 1		0- 0		0- 2	
0- 2	0- 0		0- 0		HOME	0- 1		0- 0		0- 1	
0- 1	0- 0		0- 0		AWAY	0- 0		0- 0		0- 1	
0- 0	0- 0		0- 0		NEUTRAL	0- 0		0- 0		0- 0	

RPI 1-25				RPI 26-50				RPI 51-100				RPI 101+ Team's RPI: 275			
RPI	S	Opponent	Score	RPI	S	Opponent	Score	RPI	S	Opponent	Score	RPI	S	Opponent	Score
				36	A	Miami (FL)	38 78	62	H	Lamar University	57 79	120	A	Rice	56 67
								79	A	Pittsburgh	38 90	160	A	Xavier	45 61
												167	H	Abilene Christian	52 59
												270	A	Houston Baptist	74 83
												292	A	Memphis	66 59
												304	H	La. -Monroe	44 57
<hr/>															
LAST 12 Division I GAMES:															
				62	H	Lamar University	57 79	160	A	Xavier	45 61				
				270	A	Houston Baptist	74 83	36	A	Miami (FL)	38 78				
				167	H	Abilene Christian	52 59	292	A	Memphis	66 59				
								120	A	Rice	56 67				
								304	H	La. -Monroe	44 57				
								79	A	Pittsburgh	38 90				

Non-Div I Games: Dillard 68 59 Centenary (LA) 104 42 Trinity Baptist 93 38

New Orleans

Average RPI Win:	290	WON-LOST	WINNING	LAST 10	STRENGTH OF	OPP. STRENGTH	TEAM	ADJ.	CONF.	ADJ CONF.
Average RPI Loss:	127	RECORD	PCT. RANK	GAMES	SCHEDULE	OF SCHEDULE	RPI	RPI	RPI	RPI
DIV. I ONLY	6- 9	222	5-5	241	166	245	245	27	27	
DIV. I NON-CONF.	4- 8	241	1- 0	212	103	259	259	28	28	

TOTALS	RPI 1-25	RPI 26-50	W-L RECORDS	RPI 51-100	RPI 101-150	RPI 150+				
6- 9	0- 2	0- 0	OVERALL	0- 1	0- 2	6- 4				
4- 3	0- 0	0- 0	HOME	0- 0	0- 1	4- 2				
1- 5	0- 2	0- 0	AWAY	0- 1	0- 0	1- 2				
1- 1	0- 0	0- 0	NEUTRAL	0- 0	0- 1	1- 0				
4- 8	0- 2	0- 0	NON-CONFERENCE	0- 1	0- 1	4- 4				
3- 2	0- 0	0- 0	HOME	0- 0	0- 0	3- 2				
0- 5	0- 2	0- 0	AWAY	0- 1	0- 0	0- 2				
1- 1	0- 0	0- 0	NEUTRAL	0- 0	0- 1	1- 0				
2- 1	0- 0	0- 0	CONFERENCE	0- 0	0- 1	2- 0				
1- 1	0- 0	0- 0	HOME	0- 0	0- 1	1- 0				
1- 0	0- 0	0- 0	AWAY	0- 0	0- 0	1- 0				
0- 0	0- 0	0- 0	NEUTRAL	0- 0	0- 0	0- 0				

RPI	S	Opponent	Score	RPI	S	Opponent	Score	RPI	S	Opponent	Score	RPI	S	Opponent	Score	Team's RPI: 245
3	A	Iowa St.	35 95					51	A	Buffalo	61 88	109	N	Yale	64 67	
4	A	Syracuse	45 94									116	H	Marist	58 87	
												151	A	West Virginia	32 84	
												201	H	St. Bonaventure	48 76	
												218	H	Howard	61 68	
												244	H	Binghamton	79 72	
												258	H	Colgate	74 69	
												262	H	Coppin St.	71 69	
												286	A	Saint Joseph's	54 68	
												305	A	Saint Peter's	75 66	
												332	N	Morgan St.	67 57	
												341	H	Manhattan	61 51	

LAST 12 Division I GAMES:																
332	N	Morgan St.	67 57	151	A	West Virginia	32 84									
109	N	Yale	64 67	4	A	Syracuse	45 94									
305	A	Saint Peter's	75 66	262	H	Coppin St.	71 69									
341	H	Manhattan	61 51	244	H	Binghamton	79 72									
116	H	Marist	58 87	218	H	Howard	61 68									
258	H	Colgate	74 69	286	A	Saint Joseph's	54 68									

Non-Div I Games:

Niagara

Average RPI Win:	287	WON-LOST	WINNING	LAST 10	STRENGTH OF	OPP. STRENGTH	TEAM	ADJ.	CONF.	ADJ CONF.
Average RPI Loss:	78	RECORD	PCT. RANK	GAMES	SCHEDULE	OF SCHEDULE	RPI	RPI	RPI	RPI
DIV. I ONLY	6- 7	189	7-3	222	164	174	174	25	25	
DIV. I NON-CONF.	4- 6	212	0- 1	146	136	150	150	22	22	

TOTALS	RPI 1-25	RPI 26-50	W-L RECORDS	RPI 51-100	RPI 101-150	RPI 150+				
6- 7	0- 1	0- 2	OVERALL	0- 2	0- 1	6- 1				
3- 0	0- 0	0- 0	HOME	0- 0	0- 0	3- 0				
2- 6	0- 1	0- 2	AWAY	0- 2	0- 1	2- 0				
1- 1	0- 0	0- 0	NEUTRAL	0- 0	0- 0	1- 1				
4- 6	0- 1	0- 2	NON-CONFERENCE	0- 1	0- 1	4- 1				
1- 0	0- 0	0- 0	HOME	0- 0	0- 0	1- 0				
2- 5	0- 1	0- 2	AWAY	0- 1	0- 1	2- 0				
1- 1	0- 0	0- 0	NEUTRAL	0- 0	0- 0	1- 1				
2- 1	0- 0	0- 0	CONFERENCE	0- 1	0- 0	2- 0				
2- 0	0- 0	0- 0	HOME	0- 0	0- 0	2- 0				
0- 1	0- 0	0- 0	AWAY	0- 1	0- 0	0- 0				
0- 0	0- 0	0- 0	NEUTRAL	0- 0	0- 0	0- 0				

RPI 1-25				RPI 26-50				RPI 51-100				RPI 101+ Team's RPI: 174			
RPI	S	Opponent	Score	RPI	S	Opponent	Score	RPI	S	Opponent	Score	RPI	S	Opponent	Score
8	A	Baylor	39 100	37	A	Auburn	59 80	56	A	SFA	62 70	122	A	Texas St.	67 72
				50	A	LSU	44 76	74	A	Tulane	46 71	200	N	Delaware	56 71
												254	H	Mississippi Val.	72 47
												260	N	Texas Southern	58 57
												277	A	UTEP	58 56
												290	H	Incarnate Word	86 62
												304	A	La.-Monroe	55 54
												335	H	Northwestern St.	97 86

LAST 12 Division I GAMES:															
200	N	Delaware	56 71	304	A	La.-Monroe	55 54								
122	A	Texas St.	67 72	74	A	Tulane	46 71								
56	A	SFA	62 70	254	H	Mississippi Val.	72 47								
290	H	Incarnate Word	86 62	260	N	Texas Southern	58 57								
335	H	Northwestern St.	97 86	277	A	UTEP	58 56								
50	A	LSU	44 76	37	A	Auburn	59 80								

Non-Div I Games: Southern-N.O. 86 49 William Carey 86 45

Nicholls St.

Average RPI Win: 306
Average RPI Loss: 165

WON-LOST
RECORD

WINNING
PCT. RANK

LAST 10
GAMES

STRENGTH OF
SCHEDULE

OPP. STRENGTH
OF SCHEDULE

TEAM
RPI

ADJ.
RPI

CONF.
RPI

ADJ CONF.
RPI

DIV. I ONLY	5- 8	228	5-5	320	247	301	301	32	32
DIV. I NON-CONF.	3- 8	267	1- 0	244	227	290	290	32	32
<hr/>									
TOTALS	RPI 1-25	RPI 26-50	W-L RECORDS	RPI 51-100	RPI 101-150	RPI 150+			
5- 8	0- 0	0- 0	OVERALL	0- 1	0- 3	5- 4			
4- 2	0- 0	0- 0	HOME	0- 0	0- 1	4- 1			
0- 6	0- 0	0- 0	AWAY	0- 1	0- 2	0- 3			
1- 0	0- 0	0- 0	NEUTRAL	0- 0	0- 0	1- 0			
3- 8	0- 0	0- 0	NON-CONFERENCE	0- 1	0- 3	3- 4			
2- 2	0- 0	0- 0	HOME	0- 0	0- 1	2- 1			
0- 6	0- 0	0- 0	AWAY	0- 1	0- 2	0- 3			
1- 0	0- 0	0- 0	NEUTRAL	0- 0	0- 0	1- 0			
2- 0	0- 0	0- 0	CONFERENCE	0- 0	0- 0	2- 0			
2- 0	0- 0	0- 0	HOME	0- 0	0- 0	2- 0			
0- 0	0- 0	0- 0	AWAY	0- 0	0- 0	0- 0			
0- 0	0- 0	0- 0	NEUTRAL	0- 0	0- 0	0- 0			

RPI 1-25				RPI 26-50				RPI 51-100				RPI 101+				Team's RPI: 301
RPI	S	Opponent	Score	RPI	S	Opponent	Score	RPI	S	Opponent	Score	RPI	S	Opponent	Score	
								63	A	Old Domini on	53 69	106	A	Wake Forest	61 63	
												113	A	Lehi gh	41 62	
												128	H	William & Mary	44 55	
												180	A	High Point	51 83	
												223	A	Ole Mi ss	42 60	
												238	H	Navy	65 58	
												249	H	Campbel l	49 57	
												257	A	La Salle	52 62	
												271	N	Liberty	66 53	
												330	H	Florida A&M	60 58	
												345	H	Longwood	74 42	
												347	H	Delaware St.	63 50	
<hr/>																
LAST 12 Division I GAMES:																
				271	N	Liberty	66 53					345	H	Longwood	74 42	
				330	H	Florida A&M	60 58					257	A	La Salle	52 62	
				347	H	Delaware St.	63 50					113	A	Lehi gh	41 62	
				106	A	Wake Forest	61 63					249	H	Campbel l	49 57	
				128	H	William & Mary	44 55					238	H	Navy	65 58	
				180	A	High Point	51 83					63	A	Old Domini on	53 69	

Non-Div I Games: Cheyney 93 40 Saint Augustine's 71 38

Norfolk St.

Average RPI Win: 246		WON-LOST RECORD	WINNING PCT. RANK	LAST 10 GAMES	STRENGTH OF SCHEDULE	OPP. STRENGTH OF SCHEDULE	TEAM RPI	ADJ. RPI	CONF. RPI	ADJ. CONF. RPI
Average RPI Loss: 126										
DIV. I ONLY		6- 2	52	8-2	337	105	165	165	26	26
DIV. I NON-CONF.		5- 1	37	0- 0	346	51	155	155	27	27
TOTALS		RPI 1-25	RPI 26-50	W-L RECORDS	RPI 51-100	RPI 101-150	RPI 150+			
6- 2	0- 0		0- 0	OVERALL	0- 1	0- 0	6- 1			
1- 1	0- 0		0- 0	HOME	0- 1	0- 0	1- 0			
4- 1	0- 0		0- 0	AWAY	0- 0	0- 0	4- 1			
1- 0	0- 0		0- 0	NEUTRAL	0- 0	0- 0	1- 0			
5- 1	0- 0		0- 0	NON-CONFERENCE	0- 0	0- 0	5- 1			
1- 0	0- 0		0- 0	HOME	0- 0	0- 0	1- 0			
3- 1	0- 0		0- 0	AWAY	0- 0	0- 0	3- 1			
1- 0	0- 0		0- 0	NEUTRAL	0- 0	0- 0	1- 0			
1- 1	0- 0		0- 0	CONFERENCE	0- 1	0- 0	1- 0			
0- 1	0- 0		0- 0	HOME	0- 1	0- 0	0- 0			
1- 0	0- 0		0- 0	AWAY	0- 0	0- 0	1- 0			
0- 0	0- 0		0- 0	NEUTRAL	0- 0	0- 0	0- 0			

RPI 1-25				RPI 26-50				RPI 51-100				RPI 101+ Team's RPI: 165			
RPI	S	Opponent	Score	RPI	S	Opponent	Score	RPI	S	Opponent	Score	RPI	S	Opponent	Score
								92	H	FGCU	52 68	160	A	Xavier	81 94
												177	A	Vanderbilt	74 71
												199	N	Southeast Mo. St.	80 67
												235	H	Alabama St.	68 42
												254	A	Mississippi Val.	86 72
												285	A	North Florida	70 64
												323	A	Western Caro.	89 66
LAST 12 Division I GAMES:															
				92	H	FGCU	52 68	235	H	Alabama St.	68 42				
				285	A	North Florida	70 64	177	A	Vanderbilt	74 71				
				254	A	Mississippi Val.	86 72								
				160	A	Xavier	81 94								
				323	A	Western Caro.	89 66								
				199	N	Southeast Mo. St.	80 67								

Non-Div I Games:	Stillman	99	43	Martin Methodist	79	48	Lane	98	57	Blue Mountain (MS)	70	42	North Ala.
------------------	----------	----	----	------------------	----	----	------	----	----	--------------------	----	----	------------

■ Loss, ■ Non-Conf, S Site, H Home A Away N Neutral

Average RPI Win:	162	WON-LOST	WINNING	LAST 10	STRENGTH OF	OPP. STRENGTH	TEAM	ADJ.	CONF.	ADJ CONF.
Average RPI Loss:	57	RECORD	PCT. RANK	GAMES	SCHEDULE	OF SCHEDULE	RPI	RPI	RPI	RPI
DIV. I ONLY	9- 7	134	4-6	9	155	49	49	1	1	
DIV. I NON-CONF.	9- 5	105	0- 0	26	180	48	48	1	1	

TOTALS	RPI 1-25	RPI 26-50	W-L RECORDS	RPI 51-100	RPI 101-150	RPI 150+				
9- 7	0- 3	1- 1	OVERALL	1- 1	2- 2	5- 0				
5- 2	0- 1	0- 0	HOME	1- 1	0- 0	4- 0				
1- 3	0- 1	0- 0	AWAY	0- 0	0- 2	1- 0				
3- 2	0- 1	1- 1	NEUTRAL	0- 0	2- 0	0- 0				
9- 5	0- 1	1- 1	NON-CONFERENCE	1- 1	2- 2	5- 0				
5- 1	0- 0	0- 0	HOME	1- 1	0- 0	4- 0				
1- 2	0- 0	0- 0	AWAY	0- 0	0- 2	1- 0				
3- 2	0- 1	1- 1	NEUTRAL	0- 0	2- 0	0- 0				
0- 2	0- 2	0- 0	CONFERENCE	0- 0	0- 0	0- 0				
0- 1	0- 1	0- 0	HOME	0- 0	0- 0	0- 0				
0- 1	0- 1	0- 0	AWAY	0- 0	0- 0	0- 0				
0- 0	0- 0	0- 0	NEUTRAL	0- 0	0- 0	0- 0				

RPI 1-25				RPI 26-50				RPI 51-100				RPI 101+			
RPI	S	Opponent	Score	RPI	S	Opponent	Score	RPI	S	Opponent	Score	RPI	S	Opponent	Score
6	A	Louisville	66 73	31	N	UCLA	83 49	82	H	Maine	73 85	102	A	Colorado	74 86
20	N	Kentucky	75 85	37	N	Auburn	81 86	96	H	Kent St.	73 60	120	N	Rice	71 50
23	H	Florida St.	63 64									132	A	Ohio St.	69 76
												146	N	South Fla.	71 69
												168	H	VCU	59 47
												169	H	UNCW	82 55
												188	A	Elon	100 69
												218	H	Howard	85 63
												322	H	UNC Greensboro	83 62

LAST 12 Division I GAMES:															
120	N	Rice	71 50	23	H	Florida St.	63 64	6	A	Louisville	66 73	218	H	Howard	85 63
322	H	UNC Greensboro	83 62	37	N	Auburn	81 86	146	N	South Fla.	71 69	31	N	UCLA	83 49
169	H	UNCW	82 55												
82	H	Maine	73 85												
132	A	Ohio St.	69 76												
20	N	Kentucky	75 85												

Non-Div I Games:

North Carolina

Average RPI Win:	261	WON-LOST	WINNING	LAST 10	STRENGTH OF	OPP. STRENGTH	TEAM	ADJ.	CONF.	ADJ CONF.
Average RPI Loss:	122	RECORD	PCT. RANK	GAMES	SCHEDULE	OF SCHEDULE	RPI	RPI	RPI	RPI
DIV. I ONLY	7- 9	205	6-4	213	147	171	171	18	18	
DIV. I NON-CONF.	4- 8	241	0- 0	154	71	178	178	15	15	

TOTALS	RPI 1-25	RPI 26-50	W-L RECORDS	RPI 51-100	RPI 101-150	RPI 150+				
7- 9	0- 2	0- 0	OVERALL	0- 2	0- 0	7- 5				
2- 1	0- 0	0- 0	HOME	0- 0	0- 0	2- 1				
3- 8	0- 2	0- 0	AWAY	0- 2	0- 0	3- 4				
2- 0	0- 0	0- 0	NEUTRAL	0- 0	0- 0	2- 0				
4- 8	0- 2	0- 0	NON-CONFERENCE	0- 2	0- 0	4- 4				
0- 1	0- 0	0- 0	HOME	0- 0	0- 0	0- 1				
2- 7	0- 2	0- 0	AWAY	0- 2	0- 0	2- 3				
2- 0	0- 0	0- 0	NEUTRAL	0- 0	0- 0	2- 0				
3- 1	0- 0	0- 0	CONFERENCE	0- 0	0- 0	3- 1				
2- 0	0- 0	0- 0	HOME	0- 0	0- 0	2- 0				
1- 1	0- 0	0- 0	AWAY	0- 0	0- 0	1- 1				
0- 0	0- 0	0- 0	NEUTRAL	0- 0	0- 0	0- 0				

RPI 1-25				RPI 26-50				RPI 51-100				RPI 101+				Team's RPI: 171
RPI	S	Opponent	Score	RPI	S	Opponent	Score	RPI	S	Opponent	Score	RPI	S	Opponent	Score	
3	A	Iowa St.	35 87					72	A	UNI	60 64	154	A	Denver	66 87	
4	A	Syracuse	49 85					86	A	Penn St.	68 75	162	A	Oral Roberts	75 67	
												181	A	Rhode Island	63 77	
												184	A	Illinois St.	55 67	
												185	H	Milwaukee	46 64	
												187	A	Massachusetts	59 52	
												226	A	Stetson	63 74	
												240	N	San Francisco	100 97	
												293	N	Western Mich.	62 50	
												297	H	Omaha	68 57	
												309	A	Valparaiso	62 56	
												342	H	Purdue Fort Wayne	79 60	

LAST 12 Division I GAMES:																
240	N	San Francisco	100 97	297	H	Omaha	68 57	154	A	Denver	66 87	162	A	Oral Roberts	75 67	
293	N	Western Mich.	62 50	187	A	Massachusetts	59 52	181	A	Rhode Island	63 77	342	H	Purdue Fort Wayne	79 60	
226	A	Stetson	63 74	185	H	Milwaukee	46 64	184	A	Illinois St.	55 67					
3	A	Iowa St.	35 87	72	A	UNI	60 64									

Non-Div I Games: Mayville St. 84 50

North Dakota

Average RPI Win:	302	WON-LOST	WINNING	LAST 10	STRENGTH OF	OPP. STRENGTH	TEAM	ADJ.	CONF.	ADJ CONF.
Average RPI Loss:	154	RECORD	PCT. RANK	GAMES	SCHEDULE	OF SCHEDULE	RPI	RPI	RPI	RPI
DIV. I ONLY	4- 11	277	3-7	312	173	321	321	18	18	
DIV. I NON-CONF.	2- 9	297	0- 0	280	157	325	325	15	15	

TOTALS	RPI 1-25	RPI 26-50	W-L RECORDS	RPI 51-100	RPI 101-150	RPI 150+				
4- 11	0- 1	0- 0	OVERALL	0- 3	0- 1	4- 6				
3- 4	0- 1	0- 0	HOME	0- 1	0- 0	3- 2				
1- 5	0- 0	0- 0	AWAY	0- 2	0- 1	1- 2				
0- 2	0- 0	0- 0	NEUTRAL	0- 0	0- 0	0- 2				
2- 9	0- 0	0- 0	NON-CONFERENCE	0- 3	0- 1	2- 5				
1- 3	0- 0	0- 0	HOME	0- 1	0- 0	1- 2				
1- 4	0- 0	0- 0	AWAY	0- 2	0- 1	1- 1				
0- 2	0- 0	0- 0	NEUTRAL	0- 0	0- 0	0- 2				
2- 2	0- 1	0- 0	CONFERENCE	0- 0	0- 0	2- 1				
2- 1	0- 1	0- 0	HOME	0- 0	0- 0	2- 0				
0- 1	0- 0	0- 0	AWAY	0- 0	0- 0	0- 1				
0- 0	0- 0	0- 0	NEUTRAL	0- 0	0- 0	0- 0				

RPI 1-25				RPI 26-50				RPI 51-100				RPI 101+ Team's RPI: 321			
RPI	S	Opponent	Score	RPI	S	Opponent	Score	RPI	S	Opponent	Score	RPI	S	Opponent	Score
17	H	South Dakota	41 67					68	A	Paci fi c	68 75	140	A	Wi sconsin	53 64
								84	H	Creighton	51 86	172	N	North Texas	78 92
								90	A	Northern Ill.	63 81	175	H	UMKC	59 69
												185	H	Milwaukee	55 57
												226	A	Stetson	59 60
												240	N	San Francisco	42 75
												248	H	Western Ill.	68 60
												297	A	Omaha	61 78
												307	H	New Hampshire	56 51
												309	A	Valparaiso	51 48
												342	H	Purdue Fort Wayne	70 54
LAST 12 Division I GAMES:															
226	A	Stetson	59 60	248	H	Western Ill.	68 60								
240	N	San Francisco	42 75	297	A	Omaha	61 78								
309	A	Valparaiso	51 48	17	H	South Dakota	41 67								
185	H	Milwaukee	55 57	342	H	Purdue Fort Wayne	70 54								
175	H	UMKC	59 69	172	N	North Texas	78 92								
90	A	Northern Ill.	63 81	68	A	Pacific	68 75								

Non-Div I Games: Mayville St. 49 43

North Dakota St.

Average RPI Win: 331
Average RPI Loss: 155

WON-LOST
RECORD

WINNING
PCT. RANK

LAST 10
GAMES

STRENGTH OF
SCHEDULE

OPP. STRENGTH
OF SCHEDULE

TEAM
RPI

ADJ.
RPI

CONF.
RPI

ADJ CONF.
RPI

DIV. I ONLY
DIV. I NON-CONF.

4- 7
3- 6

239
241

4-6
0- 0

302
296

266
216

285
308

285
308

26
27

26
27

TOTALS

RPI 1-25

RPI 26-50

W-L RECORDS

RPI 51-100

RPI 101-150

RPI 150+

4- 7 0- 2
3- 2 0- 0
1- 5 0- 2
0- 0 0- 0

0- 0
0- 0
0- 0
0- 0

OVERALL
HOME
AWAY
NEUTRAL

0- 0
0- 0
0- 0
0- 0

0- 0
0- 0
0- 0
0- 0

4- 5
3- 2
1- 3
0- 0

3- 6 0- 2
3- 1 0- 0
0- 5 0- 2
0- 0 0- 0

0- 0
0- 0
0- 0
0- 0

NON-CONFERENCE
HOME
AWAY
NEUTRAL

0- 0
0- 0
0- 0
0- 0

0- 0
0- 0
0- 0
0- 0

3- 4
3- 1
0- 3
0- 0

1- 1 0- 0
0- 1 0- 0
1- 0 0- 0
0- 0 0- 0

0- 0
0- 0
0- 0
0- 0

CONFERENCE
HOME
AWAY
NEUTRAL

0- 0
0- 0
0- 0
0- 0

0- 0
0- 0
0- 0
0- 0

1- 1
0- 1
1- 0
0- 0

RPI 1-25

RPI S Opponent Score
16 A Indiana 52 75
23 A Florida St. 53 74

RPI 26-50

RPI S Opponent Score

RPI 51-100

RPI S Opponent Score

RPI 101+

Team's RPI: 285

RPI S Opponent Score
165 H North Ala. 64 70
182 A Colorado St. 59 61
217 A Bethune-Cookman 60 76
223 A Ole Miss 69 82
261 H Alabama A&M 62 63
319 H FIU 62 53
325 A Lipscomb 68 53
330 H Florida A&M 64 53
348 H Charleston So. 82 76

LAST 12 Division I GAMES:

217 A Bethune-Cookman 60 76 325 A Lipscomb 68 53
319 H FIU 62 53 165 H North Ala. 64 70
182 A Colorado St. 59 61 223 A Ole Miss 69 82
348 H Charleston So. 82 76 261 H Alabama A&M 62 63
16 A Indiana 52 75 23 A Florida St. 53 74
330 H Florida A&M 64 53

Non-Div I Games:

Trinity Baptist

99 40

Warner

67 36

North Florida

Average RPI Win:	241	WON-LOST	WINNING	LAST 10	STRENGTH OF	OPP. STRENGTH	TEAM	ADJ.	CONF.	ADJ CONF.
Average RPI Loss:	103	RECORD	PCT. RANK	GAMES	SCHEDULE	OF SCHEDULE	RPI	RPI	RPI	RPI
DIV. I ONLY	7- 5	126	8-2	224	154	172	172	16	16	
DIV. I NON-CONF.	4- 5	190	0- 0	200	134	232	232	19	19	

TOTALS	RPI 1-25	RPI 26-50	W-L RECORDS	RPI 51-100	RPI 101-150	RPI 150+				
7- 5	0- 0	0- 2	OVERALL	0- 1	1- 0	6- 2				
4- 2	0- 0	0- 1	HOME	0- 0	1- 0	3- 1				
2- 2	0- 0	0- 0	AWAY	0- 1	0- 0	2- 1				
1- 1	0- 0	0- 1	NEUTRAL	0- 0	0- 0	1- 0				
4- 5	0- 0	0- 2	NON-CONFERENCE	0- 1	1- 0	3- 2				
3- 2	0- 0	0- 1	HOME	0- 0	1- 0	2- 1				
0- 2	0- 0	0- 0	AWAY	0- 1	0- 0	0- 1				
1- 1	0- 0	0- 1	NEUTRAL	0- 0	0- 0	1- 0				
3- 0	0- 0	0- 0	CONFERENCE	0- 0	0- 0	3- 0				
1- 0	0- 0	0- 0	HOME	0- 0	0- 0	1- 0				
2- 0	0- 0	0- 0	AWAY	0- 0	0- 0	2- 0				
0- 0	0- 0	0- 0	NEUTRAL	0- 0	0- 0	0- 0				

RPI	S	Opponent	Score	RPI	S	Opponent	Score	RPI	S	Opponent	Score	RPI	S	Opponent	Score	Team's RPI: 172
34	H	Texas	54 64	52	A	Kansas St.	42 60	141	H	Missouri St.	83 76	153	A	Louisiana Tech	65 54	
38	N	Wyoming	49 53					156	H	Utah St.	41 57	236	A	SMU	66 73	
								241	A	Southern Miss.	62 48	270	H	Houston Baptist	100 75	
								277	H	UTEP	70 51	283	H	CSU Bakersfield	71 59	
								321	N	North Dakota St.	92 78					

LAST 12 Division I GAMES:																
270	H	Houston Baptist	100 75	277	H	UTEP	70 51	241	A	Southern Miss.	62 48	153	A	Louisiana Tech	65 54	
141	H	Missouri St.	83 76	283	H	CSU Bakersfield	71 59	156	H	Utah St.	41 57	34	H	Texas	54 64	
236	A	SMU	66 73	153	A	Louisiana Tech	65 54									
321	N	North Dakota St.	92 78	156	H	Utah St.	41 57									
38	N	Wyoming	49 53													
52	A	Kansas St.	42 60													

Non-Div I Games: Mid-Amer. Christian 82 35 Xavier (LA) 59 46 Okla. Panhandle 93 52

North Texas

Loss, Non-Conf, S Site, H Home A Away N Neutral

Average RPI	Win:	169	WON-LOST	WINNING	LAST 10	STRENGTH OF	OPP. STRENGTH	TEAM	ADJ.	CONF.	ADJ CONF.
Average RPI	Loss:	102	RECORD	PCT. RANK	GAMES	SCHEDULE	OF SCHEDULE	RPI	RPI	RPI	RPI
DIV. I ONLY		12- 2		25	8-2	124	136	27	27	11	11
DIV. I NON-CONF.		10- 1		19	0- 0	159	108	26	26	14	14
<hr/>											
TOTALS	RPI 1-25		RPI 26-50		W-L RECORDS	RPI 51-100		RPI 101-150		RPI 150+	
12- 2	0- 0		0- 0		OVERALL	2- 1		4- 1		6- 0	
8- 0	0- 0		0- 0		HOME	1- 0		3- 0		4- 0	
4- 2	0- 0		0- 0		AWAY	1- 1		1- 1		2- 0	
0- 0	0- 0		0- 0		NEUTRAL	0- 0		0- 0		0- 0	
10- 1	0- 0		0- 0		NON-CONFERENCE	2- 0		3- 1		5- 0	
6- 0	0- 0		0- 0		HOME	1- 0		2- 0		3- 0	
4- 1	0- 0		0- 0		AWAY	1- 0		1- 1		2- 0	
0- 0	0- 0		0- 0		NEUTRAL	0- 0		0- 0		0- 0	
2- 1	0- 0		0- 0		CONFERENCE	0- 1		1- 0		1- 0	
2- 0	0- 0		0- 0		HOME	0- 0		1- 0		1- 0	
0- 1	0- 0		0- 0		AWAY	0- 1		0- 0		0- 0	
0- 0	0- 0		0- 0		NEUTRAL	0- 0		0- 0		0- 0	

RPI 1-25				RPI 26-50				Team's RPI: 27				RPI 51-100				RPI 101+			
RPI	S	Opponent	Score	RPI	S	Opponent	Score					RPI	S	Opponent	Score	RPI	S	Opponent	Score
												78	A	Dayton	84 79	107	A	Providence	65 59
												82	H	Maine	63 55	115	H	Fordham	58 54
												87	A	Towson	83 88	116	A	Marist	84 90
																128	H	William & Mary	88 74
																145	H	Boston U.	81 51
																187	H	Massachusetts	53 52
																188	H	Elon	79 71
																196	H	Air Force	54 41
																220	A	Florida	79 66
																279	A	Fairfield	59 50
																307	H	New Hampshire	69 54
<hr/>																			
										LAST 12 Division I GAMES:									
107	A	Providence	65 59	87	A	Towson	83 88	128	H	William & Mary	88 74	220	A	Florida	79 66	82	H	Maine	63 55
279	A	Fairfield	59 50	188	H	Elon	79 71	116	A	Marist	84 90	78	A	Dayton	84 79				
187	H	Massachusetts	53 52																
196	H	Air Force	54 41																
307	H	New Hampshire	69 54																

Non-Div I Games:

Northeastern

Average RPI Win:	233	WON-LOST	WINNING	LAST 10	STRENGTH OF	OPP. STRENGTH	TEAM	ADJ.	CONF.	ADJ CONF.
Average RPI Loss:	122	RECORD	PCT. RANK	GAMES	SCHEDULE	OF SCHEDULE	RPI	RPI	RPI	RPI
DIV. I ONLY	5- 8	228	3-7	205	142	207	207	14	14	
DIV. I NON-CONF.	4- 5	190	0- 1	156	120	177	177	10	10	

TOTALS	RPI 1-25	RPI 26-50	W-L RECORDS	RPI 51-100	RPI 101-150	RPI 150+				
5- 8	0- 0	0- 1	OVERALL	1- 2	1- 3	3- 2				
3- 2	0- 0	0- 0	HOME	0- 1	1- 1	2- 0				
2- 5	0- 0	0- 1	AWAY	1- 1	0- 2	1- 1				
0- 1	0- 0	0- 0	NEUTRAL	0- 0	0- 0	0- 1				
4- 5	0- 0	0- 1	NON-CONFERENCE	1- 2	1- 0	2- 2				
2- 1	0- 0	0- 0	HOME	0- 1	1- 0	1- 0				
2- 3	0- 0	0- 1	AWAY	1- 1	0- 0	1- 1				
0- 1	0- 0	0- 0	NEUTRAL	0- 0	0- 0	0- 1				
1- 3	0- 0	0- 0	CONFERENCE	0- 0	0- 3	1- 0				
1- 1	0- 0	0- 0	HOME	0- 0	0- 1	1- 0				
0- 2	0- 0	0- 0	AWAY	0- 0	0- 2	0- 0				
0- 0	0- 0	0- 0	NEUTRAL	0- 0	0- 0	0- 0				

RPI	S	Opponent	Score	RPI	S	Opponent	Score	RPI	S	Opponent	Score	RPI	S	Opponent	Score	Team's RPI: 207
47	A	Arizona	71	47	H	New Mexico	84	55	H	Idaho St.	80	103	H	Fresno St.	86	73
					A	Washington	81	98	A	Montana	78	109	H	Montana St.	70	80
								100	A	Loyola Marymount	62	121	A	Colorado St.	54	65
												236	N	SMU	48	55
												287	H	California Baptist	91	88
												331	A	Seattle U	65	58
												338	H	Weber St.	74	64

LAST 12 Division I GAMES:																
47	A	Arizona	71	47	H	New Mexico	84	55	H	Idaho St.	80	103	H	Fresno St.	86	73
55	H	New Mexico	84	55	A	Washington	81	98	A	Montana	78	109	H	Montana St.	70	80
182	A	Colorado St.	65	54	A	Loyola Marymount	62	100	A	SMU	55	236	N	California Baptist	91	88
100	A	Loyola Marymount	62	63	H	California Baptist	88	287	H	Seattle U	58	331	A	Weber St.	64	74
287	H	California Baptist	88	91	A	Washington	81	59								
98	A	Washington	81	59												

Non-Div I Games:

Northern Ariz.

Average RPI	Win:	178	WON-LOST	WINNING	LAST 10	STRENGTH OF	OPP. STRENGTH	TEAM	ADJ.	CONF.	ADJ CONF.
Average RPI	Loss:	95	RECORD	PCT. RANK	GAMES	SCHEDULE	OF SCHEDULE	RPI	RPI	RPI	RPI
DIV. I ONLY		9- 4		77	8-2	165	48	58	58	14	14
DIV. I NON-CONF.		5- 4		139	0- 0	153	31	88	88	10	10

TOTALS	RPI 1-25		RPI 26-50		W-L RECORDS	RPI 51-100		RPI 101-150		RPI 150+	
9- 4	0- 0		0- 2		OVERALL	0- 0		3- 1		6- 1	
5- 0	0- 0		0- 0		HOME	0- 0		2- 0		3- 0	
4- 4	0- 0		0- 2		AWAY	0- 0		1- 1		3- 1	
0- 0	0- 0		0- 0		NEUTRAL	0- 0		0- 0		0- 0	
5- 4	0- 0		0- 2		NON-CONFERENCE	0- 0		1- 1		4- 1	
3- 0	0- 0		0- 0		HOME	0- 0		1- 0		2- 0	
2- 4	0- 0		0- 2		AWAY	0- 0		0- 1		2- 1	
0- 0	0- 0		0- 0		NEUTRAL	0- 0		0- 0		0- 0	
4- 0	0- 0		0- 0		CONFERENCE	0- 0		2- 0		2- 0	
2- 0	0- 0		0- 0		HOME	0- 0		1- 0		1- 0	
2- 0	0- 0		0- 0		AWAY	0- 0		1- 0		1- 0	
0- 0	0- 0		0- 0		NEUTRAL	0- 0		0- 0		0- 0	

RPI 1-25				RPI 26-50				RPI 51-100				RPI 101+			
RPI	S	Opponent	Score	RPI	S	Opponent	Score	RPI	S	Opponent	Score	RPI	S	Opponent	Score
				32	A	BYU	50 70					102	A	Colorado	69 77
				50	A	LSU	57 62					105	A	Idaho	86 72
												123	H	Chattanooga	68 65
												127	H	Portland St.	79 63
												154	H	Denver	74 66
												182	A	Colorado St.	53 47
												195	A	Eastern Wash.	67 62
												196	A	Air Force	57 69
												236	H	SMU	58 57
												240	A	San Francisco	68 63
												243	H	Sacramento St.	82 69

LAST 12 Division I GAMES:															
				123	H	Chattanooga	68 65	195	A	Eastern Wash.	67 62				
				236	H	SMU	58 57	105	A	Idaho	86 72				
				196	A	Air Force	57 69	127	H	Portland St.	79 63				
				240	A	San Francisco	68 63	243	H	Sacramento St.	82 69				
				182	A	Colorado St.	53 47	32	A	BYU	50 70				
				154	H	Denver	74 66	50	A	LSU	57 62				

Non-Div I Games:

Northern Colo.

Average RPI Win:	212	WON-LOST	WINNING	LAST 10	STRENGTH OF	OPP. STRENGTH	TEAM	ADJ.	CONF.	ADJ CONF.
Average RPI Loss:	77	RECORD	PCT. RANK	GAMES	SCHEDULE	OF SCHEDULE	RPI	RPI	RPI	RPI
DIV. I ONLY	9- 5	101	7-3	128	149	90	90	8	8	
DIV. I NON-CONF.	8- 4	91	1- 0	183	116	100	100	8	8	
<hr/>										
TOTALS	RPI 1-25	RPI 26-50	W-L RECORDS	RPI 51-100	RPI 101-150	RPI 150+				
9- 5	0- 2	0- 0	OVERALL	1- 1	2- 2	6- 0				
7- 0	0- 0	0- 0	HOME	1- 0	2- 0	4- 0				
0- 5	0- 2	0- 0	AWAY	0- 1	0- 2	0- 0				
2- 0	0- 0	0- 0	NEUTRAL	0- 0	0- 0	2- 0				
8- 4	0- 2	0- 0	NON-CONFERENCE	1- 0	1- 2	6- 0				
6- 0	0- 0	0- 0	HOME	1- 0	1- 0	4- 0				
0- 4	0- 2	0- 0	AWAY	0- 0	0- 2	0- 0				
2- 0	0- 0	0- 0	NEUTRAL	0- 0	0- 0	2- 0				
1- 1	0- 0	0- 0	CONFERENCE	0- 1	1- 0	0- 0				
1- 0	0- 0	0- 0	HOME	0- 0	1- 0	0- 0				
0- 1	0- 0	0- 0	AWAY	0- 1	0- 0	0- 0				
0- 0	0- 0	0- 0	NEUTRAL	0- 0	0- 0	0- 0				

RPI	S	Opponent	Score	RPI	S	Opponent	Score	RPI	S	Opponent	Score	RPI	S	Opponent	Score
3	A	Iowa St.	60 70					72	H	UNI	70 59	109	H	Yale	89 80
16	A	Indiana	73 91					96	A	Kent St.	78 87	114	H	Mi ami (OH)	82 71
												121	A	Montana	70 86
												150	A	Southern Ill.	73 82
												216	H	Eastern Ill.	78 59
												242	H	Brown	109 102
												247	N	Nevada	98 69
												248	N	Western Ill.	86 61
												321	H	North Dakota St.	81 63
												339	H	Chicago St.	114 52
<hr/>															
LAST 12 Division I GAMES:															
242	H	Brown	109 102	247	N	Nevada	98 69	72	H	UNI	70 59	3	A	Iowa St.	60 70
339	H	Chicago St.	114 52					96	A	Kent St.	78 87	114	H	Mi ami (OH)	82 71
216	H	Eastern Ill.	78 59									321	H	North Dakota St.	81 63
248	N	Western Ill.	86 61												
150	A	Southern Ill.	73 82												
121	A	Montana	70 86												

Non-Div I Games:

Northern Ill.

Average RPI	Win:	257	WON-LOST	WINNING	LAST 10	STRENGTH OF	OPP. STRENGTH	TEAM	ADJ.	CONF.	ADJ CONF.
Average RPI	Loss:	140	RECORD	PCT. RANK	GAMES	SCHEDULE	OF SCHEDULE	RPI	RPI	RPI	RPI
DIV. I ONLY	2- 11	316	2-8	146	188	272	272	19	19		
DIV. I NON-CONF.	0- 9	336	0- 0	84	236	305	305	16	16		

TOTALS	RPI 1-25	RPI 26-50	W-L RECORDS	RPI 51-100	RPI 101-150	RPI 150+					
2- 11	0- 1	0- 2	OVERALL	0- 1	0- 2	2- 5					
1- 3	0- 0	0- 2	HOME	0- 0	0- 0	1- 1					
1- 5	0- 1	0- 0	AWAY	0- 1	0- 2	1- 1					
0- 3	0- 0	0- 0	NEUTRAL	0- 0	0- 0	0- 3					
0- 9	0- 1	0- 1	NON-CONFERENCE	0- 1	0- 1	0- 5					
0- 2	0- 0	0- 1	HOME	0- 0	0- 0	0- 1					
0- 4	0- 1	0- 0	AWAY	0- 1	0- 1	0- 1					
0- 3	0- 0	0- 0	NEUTRAL	0- 0	0- 0	0- 3					
2- 2	0- 0	0- 1	CONFERENCE	0- 0	0- 1	2- 0					
1- 1	0- 0	0- 1	HOME	0- 0	0- 0	1- 0					
1- 1	0- 0	0- 0	AWAY	0- 0	0- 1	1- 0					
0- 0	0- 0	0- 0	NEUTRAL	0- 0	0- 0	0- 0					

RPI	S	Opponent	Score	RPI	S	Opponent	Score	RPI	S	Opponent	Score	RPI	S	Opponent	Score	Team's RPI: 272
6	A	Louisville	59 92	42	H	Belmont	53 71	96	A	Kent St.	61 62	107	A	Providence	43 48	
				48	H	Green Bay	61 81					130	A	IUPUI	48 70	
												163	N	Akron	60 77	
												170	N	Pepperdine	46 51	
												184	H	Illinois St.	53 58	
												185	H	Milwaukee	55 54	
												257	N	La Salle	56 74	
												328	A	UIC	67 49	
												336	A	Austin Peay	48 52	

LAST 12 Division I GAMES:																
107	A	Providence	43 48	48	H	Green Bay	61 81	185	H	Milwaukee	55 54	130	A	IUPUI	48 70	
257	N	La Salle	56 74	185	H	Milwaukee	55 54	328	A	UIC	67 49	170	N	Pepperdine	46 51	
6	A	Louisville	59 92	130	A	IUPUI	48 70	163	N	Akron	60 77					
184	H	Illinois St.	53 58	328	A	UIC	67 49									
336	A	Austin Peay	48 52	170	N	Pepperdine	46 51									
42	H	Belmont	53 71	163	N	Akron	60 77									

Non-Div I Games: Alderson Broaddus 73 32

Northern Ky.

Northwestern				Through Games of Sat. 11/7/2017							
Average RPI	Win:	Loss:	WON-LOST RECORD	WINNING PCT. RANK	LAST 10 GAMES	STRENGTH OF SCHEDULE	OPP. STRENGTH OF SCHEDULE	TEAM RPI	ADJ. RPI	CONF. RPI	ADJ CONF. RPI
	DIV. I ONLY		9- 6	115	4-6	63	40	80	80	4	4
	DIV. I NON-CONF.		7- 4	109	0- 1	148	41	109	109	4	4
<hr/>											
TOTALS	RPI 1-25			RPI 26-50		W-L RECORDS	RPI 51-100	RPI 101-150		RPI 150+	
9- 6	1- 2			2- 1		OVERALL	0- 3	2- 0		4- 0	
6- 2	1- 1			1- 0		HOME	0- 1	2- 0		2- 0	
2- 3	0- 1			1- 1		AWAY	0- 1	0- 0		1- 0	
1- 1	0- 0			0- 0		NEUTRAL	0- 1	0- 0		1- 0	
7- 4	0- 1			2- 1		NON-CONFERENCE	0- 2	1- 0		4- 0	
4- 2	0- 1			1- 0		HOME	0- 1	1- 0		2- 0	
2- 1	0- 0			1- 1		AWAY	0- 0	0- 0		1- 0	
1- 1	0- 0			0- 0		NEUTRAL	0- 1	0- 0		1- 0	
2- 2	1- 1			0- 0		CONFERENCE	0- 1	1- 0		0- 0	
2- 0	1- 0			0- 0		HOME	0- 0	1- 0		0- 0	
0- 2	0- 1			0- 0		AWAY	0- 1	0- 0		0- 0	
0- 0	0- 0			0- 0		NEUTRAL	0- 0	0- 0		0- 0	

RPI 1-25					
RPI	S	Opponent	Score		
13	H	Marquette	57	76	
19	A	Rutgers	41	45	
25	H	Mi chi gan St.	70	62	

RPI 26-50					
RPI	S	Opponent	Score		
33	H	Duke	84	58	
45	A	DePaul	60	76	
48	A	Green Bay	57	55	

RPI 51-100						Team' s RPI :	80
RPI	S	Opponent	Score				
61	N	Kansas	57	66			
69	A	Mi chi gan	78	79			
79	H	Pi ttsburgh	49	52			

RPI 101+					
RPI	S	Opponent	Score		
118	H	UT Martin	90	64	
143	H	I l l i n o i s	68	45	
220	A	F l o r i d a	83	74	
246	N	W i c h i t a St.	65	43	
328	H	U I C	87	44	
339	H	C h i c a g o St.	97	35	

LAST 12 Division I GAMES:					
246	N	W i c h i t a St.	65	43	
339	H	C h i c a g o St.	97	35	
13	H	Marquette	57	76	
45	A	DePaul	60	76	
79	H	P i t t s b u r g h	49	52	
118	H	U T M a r t i n	90	64	
61	N	Kansas	57	66	
69	A	Mi chi gan	78	79	
25	H	Mi chi gan St.	70	62	
143	H	I l l i n o i s	68	45	
19	A	Rutgers	41	45	
220	A	F l o r i d a	83	74	

Non-Div I Games:

Northwestern

Average RPI Win:	346	WON-LOST	WINNING	LAST 10	STRENGTH OF	OPP. STRENGTH	TEAM	ADJ.	CONF.	ADJ CONF.
Average RPI Loss:	170	RECORD	PCT. RANK	GAMES	SCHEDULE	OF SCHEDULE	RPI	RPI	RPI	RPI
DIV. I ONLY	2- 8	301	4-6	317	234	335	335	25	25	
DIV. I NON-CONF.	1- 6	318	0- 0	231	178	326	326	22	22	

TOTALS	RPI 1-25	RPI 26-50	W-L RECORDS	RPI 51-100	RPI 101-150	RPI 150+				
2- 8	0- 0	0- 1	OVERALL	0- 1	0- 2	2- 4				
2- 1	0- 0	0- 0	HOME	0- 0	0- 0	2- 1				
0- 7	0- 0	0- 1	AWAY	0- 1	0- 2	0- 3				
0- 0	0- 0	0- 0	NEUTRAL	0- 0	0- 0	0- 0				
1- 6	0- 0	0- 1	NON-CONFERENCE	0- 1	0- 2	1- 2				
1- 1	0- 0	0- 0	HOME	0- 0	0- 0	1- 1				
0- 5	0- 0	0- 1	AWAY	0- 1	0- 2	0- 1				
0- 0	0- 0	0- 0	NEUTRAL	0- 0	0- 0	0- 0				
1- 2	0- 0	0- 0	CONFERENCE	0- 0	0- 0	1- 2				
1- 0	0- 0	0- 0	HOME	0- 0	0- 0	1- 0				
0- 2	0- 0	0- 0	AWAY	0- 0	0- 0	0- 2				
0- 0	0- 0	0- 0	NEUTRAL	0- 0	0- 0	0- 0				

RPI 1-25				RPI 26-50				RPI 51-100				RPI 101+				Team's RPI: 335	
RPI	S	Opponent	Score	RPI	S	Opponent	Score	RPI	S	Opponent	Score	RPI	S	Opponent	Score		
				34	A	Texas	66 104										
								54	A	Arkansas	53 98						
												117	A	Al abama	73 87		
												137	A	Okl ahoma	56 93		
												174	A	Nichol ls St.	86 97		
												241	A	Southern Mi ss.	54 69		
												295	A	A&M-Corpus Christi	55 79		
												304	H	La. -Monroe	55 63		
												340	H	McNeese	82 63		
												351	H	Al corn	78 65		
LAST 12 Division I GAMES:																	
				304	H	La. -Monroe	55 63					295	A	A&M-Corpus Christi	55 79		
				241	A	Southern Mi ss.	54 69					340	H	McNeese	82 63		
				351	H	Al corn	78 65					174	A	Nichol ls St.	86 97		
				137	A	Okl ahoma	56 93					34	A	Texas	66 104		
				54	A	Arkansas	53 98					117	A	Al abama	73 87		

Non-Div I Games: Loyola (LA) 71 66 Central Baptist 82 56 LeTourneau 100 40 Centenary (LA) 94 51 Northwestern St.

Average RPI	Win:	64	WON-LOST	WINNING	LAST 10	STRENGTH OF	OPP. STRENGTH	TEAM	ADJ.	CONF.	ADJ CONF.
Average RPI	Loss:	7	RECORD	PCT. RANK	GAMES	SCHEDULE	OF SCHEDULE	RPI	RPI	RPI	RPI
DIV. I ONLY		15- 1		2	9-1	1	7	1	1	1	1
DIV. I NON-CONF.		12- 1		10	1- 0	2	12	1	1	1	1

TOTALS	RPI 1-25		RPI 26-50		W-L RECORDS	RPI 51-100		RPI 101-150		RPI 150+	
15- 1	5- 1		3- 0		OVERALL	4- 0		2- 0		1- 0	
8- 1	2- 1		0- 0		HOME	3- 0		2- 0		1- 0	
4- 0	1- 0		2- 0		AWAY	1- 0		0- 0		0- 0	
3- 0	2- 0		1- 0		NEUTRAL	0- 0		0- 0		0- 0	
12- 1	4- 1		2- 0		NON-CONFERENCE	3- 0		2- 0		1- 0	
6- 1	1- 1		0- 0		HOME	2- 0		2- 0		1- 0	
3- 0	1- 0		1- 0		AWAY	1- 0		0- 0		0- 0	
3- 0	2- 0		1- 0		NEUTRAL	0- 0		0- 0		0- 0	
3- 0	1- 0		1- 0		CONFERENCE	1- 0		0- 0		0- 0	
2- 0	1- 0		0- 0		HOME	1- 0		0- 0		0- 0	
1- 0	0- 0		1- 0		AWAY	0- 0		0- 0		0- 0	
0- 0	0- 0		0- 0		NEUTRAL	0- 0		0- 0		0- 0	

RPI	S	Opponent	Score	RPI	S	Opponent	Score	RPI	S	Opponent	Score	RPI	S	Opponent	Score
6	H	Louisville	82 68	39	A	Georgia Tech	76 55	64	H	Harvard	103 58	112	H	Western Ky.	94 53
7	H	UConn	71 89	45	A	DePaul	101 77	73	H	Penn	75 55	113	H	Lehigh	95 68
10	N	Gonzaga	81 65	46	N	Oregon St.	91 81	79	H	Pittsburgh	100 44	244	H	Binghamton	103 53
12	N	Drake	82 64					89	A	Toledo	72 56				
13	A	Marquette	87 63												
14	H	Iowa	105 71												

LAST 12 Division I GAMES:															
46	N	Oregon St.	91 81	12	N	Drake	82 64	6	H	Louisville	82 68	39	A	Georgia Tech	76 55
112	H	Western Ky.	94 53	6	H	Louisville	82 68	79	H	Pittsburgh	100 44	113	H	Lehigh	95 68
244	H	Binghamton	103 53	7	H	UConn	71 89	113	H	Lehigh	95 68	13	A	Marquette	87 63
89	A	Toledo	72 56	14	H	Iowa	105 71								

Non-Div I Games:

Notre Dame

Average RPI Win:	325	WON-LOST	WINNING	LAST 10	STRENGTH OF	OPP. STRENGTH	TEAM	ADJ.	CONF.	ADJ CONF.
Average RPI Loss:	133	RECORD	PCT. RANK	GAMES	SCHEDULE	OF SCHEDULE	RPI	RPI	RPI	RPI
DIV. I ONLY	2- 11	316	3-7	92	264	278	278	19	19	
DIV. I NON-CONF.	1- 8	322	0- 0	12	229	208	208	16	16	

TOTALS	RPI 1-25	RPI 26-50	W-L RECORDS	RPI 51-100	RPI 101-150	RPI 150+				
2- 11	0- 3	0- 0	OVERALL	0- 2	0- 1	2- 5				
2- 5	0- 2	0- 0	HOME	0- 1	0- 1	2- 1				
0- 5	0- 1	0- 0	AWAY	0- 1	0- 0	0- 3				
0- 1	0- 0	0- 0	NEUTRAL	0- 0	0- 0	0- 1				
1- 8	0- 3	0- 0	NON-CONFERENCE	0- 2	0- 0	1- 3				
1- 3	0- 2	0- 0	HOME	0- 1	0- 0	1- 0				
0- 4	0- 1	0- 0	AWAY	0- 1	0- 0	0- 2				
0- 1	0- 0	0- 0	NEUTRAL	0- 0	0- 0	0- 1				
1- 3	0- 0	0- 0	CONFERENCE	0- 0	0- 1	1- 2				
1- 2	0- 0	0- 0	HOME	0- 0	0- 1	1- 1				
0- 1	0- 0	0- 0	AWAY	0- 0	0- 0	0- 1				
0- 0	0- 0	0- 0	NEUTRAL	0- 0	0- 0	0- 0				

RPI 1-25				RPI 26-50				RPI 51-100				RPI 101+				Team's RPI: 278
RPI	S	Opponent	Score	RPI	S	Opponent	Score	RPI	S	Opponent	Score	RPI	S	Opponent	Score	
16	H	Indiana	32 59					69	H	Michigan	59 85	126	H	Youngstown St.	55 69	
21	A	Central Mich.	61 104					96	A	Kent St.	65 75	163	N	Akron	65 85	
25	H	Michigan St.	58 102									184	A	Illinois St.	56 62	
												186	A	Bradley	64 73	
												251	H	Cleveland St.	62 64	
												315	H	Cani si us	71 60	
												328	A	UIC	65 69	
												334	H	Detroit Mercy	74 67	
LAST 12 Division I GAMES:																
328	A	UIC	65 69	334	H	Detroit Mercy	74 67									
184	A	Illinois St.	56 62	126	H	Youngstown St.	55 69									
315	H	Cani si us	71 60	251	H	Cleveland St.	62 64									
96	A	Kent St.	65 75	69	H	Michigan	59 85									
163	N	Akron	65 85	25	H	Michigan St.	58 102									
16	H	Indiana	32 59	186	A	Bradley	64 73									

Non-Div I Games: Grace Bible (MI) 94 48 Rochester College 64 46

Oakland

Average RPI Win:	182	WON-LOST	WINNING	LAST 10	STRENGTH OF	OPP. STRENGTH	TEAM	ADJ.	CONF.	ADJ CONF.
Average RPI Loss:	21	RECORD	PCT. RANK	GAMES	SCHEDULE	OF SCHEDULE	RPI	RPI	RPI	RPI
DIV. I ONLY	12- 1	13	9-1	256	45	60	60	8	8	
DIV. I NON-CONF.	11- 0	1	0- 0	319	57	59	59	8	8	

TOTALS	RPI 1-25	RPI 26-50	W-L RECORDS	RPI 51-100	RPI 101-150	RPI 150+				
12- 1	0- 1	0- 0	OVERALL	3- 0	2- 0	7- 0				
6- 1	0- 1	0- 0	HOME	1- 0	0- 0	5- 0				
4- 0	0- 0	0- 0	AWAY	1- 0	2- 0	1- 0				
2- 0	0- 0	0- 0	NEUTRAL	1- 0	0- 0	1- 0				
11- 0	0- 0	0- 0	NON-CONFERENCE	2- 0	2- 0	7- 0				
6- 0	0- 0	0- 0	HOME	1- 0	0- 0	5- 0				
3- 0	0- 0	0- 0	AWAY	0- 0	2- 0	1- 0				
2- 0	0- 0	0- 0	NEUTRAL	1- 0	0- 0	1- 0				
1- 1	0- 1	0- 0	CONFERENCE	1- 0	0- 0	0- 0				
0- 1	0- 1	0- 0	HOME	0- 0	0- 0	0- 0				
1- 0	0- 0	0- 0	AWAY	1- 0	0- 0	0- 0				
0- 0	0- 0	0- 0	NEUTRAL	0- 0	0- 0	0- 0				

RPI	S	Opponent	Score	RPI	S	Opponent	Score	RPI	S	Opponent	Score	RPI	S	Opponent	Score
21	H	Central Mich.	70 88					51	A	Buffalo	74 71	130	A	IUPUI	73 66
								59	H	Purdue	80 73	149	A	American	77 67
								62	N	Lamar University	87 62	169	H	UNCW	95 72
												201	N	St. Bonaventure	70 53
												244	H	Binghamton	86 49
												251	H	Cleveland St.	72 54
												262	H	Coppin St.	87 62
												276	A	Richmond	109 58
												326	H	Eastern Ky.	100 60

LAST 12 Division I GAMES:															
21	H	Central Mich.	70 88	51	A	Buffalo	74 71	130	A	IUPUI	73 66	276	A	Richmond	109 58
251	H	Cleveland St.	72 54	149	A	American	77 67	169	H	UNCW	95 72	201	N	St. Bonaventure	70 53
62	N	Lamar University	87 62	262	H	Coppin St.	87 62	244	H	Binghamton	86 49	251	H	Cleveland St.	72 54
201	N	St. Bonaventure	70 53	59	H	Purdue	80 73	262	H	Coppin St.	87 62	276	A	Richmond	109 58
326	H	Eastern Ky.	100 60					326	H	Eastern Ky.	100 60				
244	H	Binghamton	86 49												

Non-Div I Games:

Ohio

Average RPI	Win:	151	WON-LOST	WINNING	LAST 10	STRENGTH OF	OPP. STRENGTH	TEAM	ADJ.	CONF.	ADJ CONF.
Average RPI	Loss:	65	RECORD	PCT. RANK	GAMES	SCHEDULE	OF SCHEDULE	RPI	RPI	RPI	RPI
DIV. I ONLY			5- 8	228	4-6	17	35	132	132	4	4
DIV. I NON-CONF.			4- 5	190	0- 0	50	36	148	148	4	4

TOTALS	RPI 1-25		RPI 26-50		W-L RECORDS	RPI 51-100		RPI 101-150		RPI 150+	
5- 8	1- 2		1- 1		OVERALL	0- 4		1- 1		2- 0	
5- 2	1- 0		1- 0		HOME	0- 1		1- 1		2- 0	
0- 4	0- 1		0- 1		AWAY	0- 2		0- 0		0- 0	
0- 2	0- 1		0- 0		NEUTRAL	0- 1		0- 0		0- 0	
4- 5	0- 2		1- 0		NON-CONFERENCE	0- 2		1- 1		2- 0	
4- 1	0- 0		1- 0		HOME	0- 0		1- 1		2- 0	
0- 2	0- 1		0- 0		AWAY	0- 1		0- 0		0- 0	
0- 2	0- 1		0- 0		NEUTRAL	0- 1		0- 0		0- 0	
1- 3	1- 0		0- 1		CONFERENCE	0- 2		0- 0		0- 0	
1- 1	1- 0		0- 0		HOME	0- 1		0- 0		0- 0	
0- 2	0- 0		0- 1		AWAY	0- 1		0- 0		0- 0	
0- 0	0- 0		0- 0		NEUTRAL	0- 0		0- 0		0- 0	

RPI	S	Opponent	Score	RPI	S	Opponent	Score	RPI	S	Opponent	Score	RPI	S	Opponent	Score	Team's RPI: 132
7	A	UConn	53 85	28	A	Maryland	69 75	59	A	Purdue	42 60	134	H	Cincinnati	69 56	
16	H	Indiana	55 50	49	H	North Carolina	76 69	76	N	Virginia Tech	73 81	146	H	South Fla.	47 71	
18	N	Butler	53 66					91	H	Nebraska	69 78	220	H	Florida	46 41	
								98	A	Washington	59 69	334	H	Detroit Mercy	55 41	

LAST 12 Division I GAMES:																
16	H	Indiana	55 50	28	A	Maryland	69 75	59	A	Nebraska	69 78	91	H	Purdue	42 60	
98	A	Washington	59 69	76	N	Virginia Tech	73 81	59	A	Butler	53 66	134	H	Cincinnati	69 56	
49	H	North Carolina	76 69	98	A	Washington	59 69	76	N	Florida	46 41	49	H	South Fla.	47 71	
7	A	UConn	53 85	220	H	Florida	46 41	220	H	Detroit Mercy	55 41	7	A	UConn	53 85	
334	H	Detroit Mercy	55 41													

Non-Div I Games:

Ohio St.

Oklahoma				Through Games Of Jan. 11, 2019							
Average RPI	Win:	232	WON-LOST	WINNING	LAST 10	STRENGTH OF	OPP. STRENGTH	TEAM	ADJ.	CONF.	ADJ CONF.
Average RPI	Loss:	68	RECORD	PCT. RANK	GAMES	SCHEDULE	OF SCHEDULE	RPI	RPI	RPI	RPI
DIV. I ONLY			5- 9	241	3-7	18	170	137	137	3	3
DIV. I NON-CONF.			4- 7	228	0- 1	35	188	166	166	3	3

TOTALS		RPI 1-25		RPI 26-50	W-L RECORDS	RPI 51-100		RPI 101-150		RPI 150+	
5- 9		0- 1		0- 3	OVERALL	0- 3		2- 1		3- 1	
4- 2		0- 1		0- 1	HOME	0- 0		2- 0		2- 0	
1- 5		0- 0		0- 2	AWAY	0- 2		0- 1		1- 0	
0- 2		0- 0		0- 0	NEUTRAL	0- 1		0- 0		0- 1	
4- 7		0- 1		0- 2	NON-CONFERENCE	0- 2		1- 1		3- 1	
3- 2		0- 1		0- 1	HOME	0- 0		1- 0		2- 0	
1- 3		0- 0		0- 1	AWAY	0- 1		0- 1		1- 0	
0- 2		0- 0		0- 0	NEUTRAL	0- 1		0- 0		0- 1	
1- 2		0- 0		0- 1	CONFERENCE	0- 1		1- 0		0- 0	
1- 0		0- 0		0- 0	HOME	0- 0		1- 0		0- 0	
0- 2		0- 0		0- 1	AWAY	0- 1		0- 0		0- 0	
0- 0		0- 0		0- 0	NEUTRAL	0- 0		0- 0		0- 0	

RPI 1-25				RPI 26-50				RPI 51-100				RPI 101+ Team's RPI: 137			
RPI	S	Opponent	Score	RPI	S	Opponent	Score	RPI	S	Opponent	Score	RPI	S	Opponent	Score
7	H	UConn	63 72	34	A	Texas	63 73	52	A	Kansas St.	56 86	112	H	Western Ky.	90 83
				37	A	Auburn	79 95	55	A	New Mexico	80 84	144	H	Texas Tech	66 61
				45	H	DePaul	76 87	67	N	Clemson	62 74	146	A	South Fla.	70 87
												173	N	UAB	84 89
												236	A	SMU	77 61
												333	H	Central Ark.	65 52
												335	H	Northwestern St.	93 56
LAST 12 Division I GAMES:															
		67	N	Clemson	62	74	34	A	Texas	63	73				
		333	H	Central Ark.	65	52	52	A	Kansas St.	56	86				
		37	A	Auburn	79	95	144	H	Texas Tech	66	61				
		55	A	New Mexico	80	84	236	A	SMU	77	61				
		173	N	UAB	84	89	7	H	UConn	63	72				
		146	A	South Fla.	70	87	45	H	DePaul	76	87				

Non-Div I Games:

Oklahoma

Average RPI Win:	173	WON-LOST	WINNING	LAST 10	STRENGTH OF	OPP. STRENGTH	TEAM	ADJ.	CONF.	ADJ CONF.
Average RPI Loss:	61	RECORD	PCT. RANK	GAMES	SCHEDULE	OF SCHEDULE	RPI	RPI	RPI	RPI
DIV. I ONLY	10- 4	67	6-4	105	78	70	70	3	3	
DIV. I NON-CONF.	9- 2	43	0- 0	221	56	81	81	3	3	
<hr/>										
TOTALS	RPI 1-25	RPI 26-50	W-L RECORDS	RPI 51-100	RPI 101-150	RPI 150+				
10- 4	0- 0	0- 3	OVERALL	1- 0	3- 0	6- 1				
9- 1	0- 0	0- 1	HOME	1- 0	3- 0	5- 0				
1- 3	0- 0	0- 2	AWAY	0- 0	0- 0	1- 1				
0- 0	0- 0	0- 0	NEUTRAL	0- 0	0- 0	0- 0				
9- 2	0- 0	0- 2	NON-CONFERENCE	0- 0	3- 0	6- 0				
8- 1	0- 0	0- 1	HOME	0- 0	3- 0	5- 0				
1- 1	0- 0	0- 1	AWAY	0- 0	0- 0	1- 0				
0- 0	0- 0	0- 0	NEUTRAL	0- 0	0- 0	0- 0				
1- 2	0- 0	0- 1	CONFERENCE	1- 0	0- 0	0- 1				
1- 0	0- 0	0- 0	HOME	1- 0	0- 0	0- 0				
0- 2	0- 0	0- 1	AWAY	0- 0	0- 0	0- 1				
0- 0	0- 0	0- 0	NEUTRAL	0- 0	0- 0	0- 0				

RPI 1-25				RPI 26-50				RPI 51-100				Team's RPI : 70				RPI 101+			
RPI	S	Opponent	Score	RPI	S	Opponent	Score	RPI	S	Opponent	Score	RPI	S	Opponent	Score	RPI	S	Opponent	Score
				29	H	Tennessee	63 76	83	H	TCU	75 71	122	H	Texas St.	66 55				
				31	A	UCLA	59 71					129	H	Grambling	86 40				
				34	A	Texas	51 60					133	H	Arkansas St.	62 60				
												151	A	West Virginia	58 67				
												162	H	Oral Roberts	89 69				
												166	H	Prairie View	70 50				
												209	H	Samford	82 62				
												211	H	UC Riverside	76 51				
												246	A	Wichita St.	60 47				
												270	H	Houston Baptist	77 44				
LAST 12 Division I GAMES:																			
				151	A	West Virginia	58 67	83	H	TCU	75 71								
				29	H	Tennessee	63 76	34	A	Texas	51 60								
				122	H	Texas St.	66 55	129	H	Grambling	86 40								
				246	A	Wichita St.	60 47	162	H	Oral Roberts	89 69								
				209	H	Samford	82 62	31	A	UCLA	59 71								
				166	H	Prairie View	70 50	270	H	Houston Baptist	77 44								

Non-Div I Games:

Oklahoma St.

Average RPI Win:	195	WON-LOST	WINNING	LAST 10	STRENGTH OF	OPP. STRENGTH	TEAM	ADJ.	CONF.	ADJ CONF.
Average RPI Loss:	107	RECORD	PCT. RANK	GAMES	SCHEDULE	OF SCHEDULE	RPI	RPI	RPI	RPI
DIV. I ONLY	10- 5	86	6-4	78	189	63	63	16	16	
DIV. I NON-CONF.	9- 3	62	0- 1	29	210	25	25	19	19	

TOTALS	RPI 1-25	RPI 26-50	W-L RECORDS	RPI 51-100	RPI 101-150	RPI 150+				
10- 5	0- 1	0- 1	OVERALL	1- 0	3- 2	6- 1				
5- 1	0- 0	0- 0	HOME	0- 0	1- 1	4- 0				
3- 3	0- 1	0- 0	AWAY	1- 0	1- 1	1- 1				
2- 1	0- 0	0- 1	NEUTRAL	0- 0	1- 0	1- 0				
9- 3	0- 1	0- 1	NON-CONFERENCE	1- 0	3- 1	5- 0				
4- 1	0- 0	0- 0	HOME	0- 0	1- 1	3- 0				
3- 1	0- 1	0- 0	AWAY	1- 0	1- 0	1- 0				
2- 1	0- 0	0- 1	NEUTRAL	0- 0	1- 0	1- 0				
1- 2	0- 0	0- 0	CONFERENCE	0- 0	0- 1	1- 1				
1- 0	0- 0	0- 0	HOME	0- 0	0- 0	1- 0				
0- 2	0- 0	0- 0	AWAY	0- 0	0- 1	0- 1				
0- 0	0- 0	0- 0	NEUTRAL	0- 0	0- 0	0- 0				

RPI 1-25				RPI 26-50				RPI 51-100				RPI 101+			
RPI	S	Opponent	Score	RPI	S	Opponent	Score	RPI	S	Opponent	Score	RPI	S	Opponent	Score
9	A	NC State	56 85	41	N	Saint Mary's (CA)	65 83	74	A	Tulane	56 48	112	A	Western Ky.	60 75
												119	N	Tennessee Tech	80 73
												123	H	Virginia	67 73
												128	H	William & Mary	83 69
												134	A	Cincinnati	76 72
												168	H	VCU	60 57
												239	N	Jacksonville	78 76
												249	A	Campbell	83 59
												252	A	Marshall	48 57
												262	H	Coppin St.	81 51
												279	H	Fla. Atlantic	87 53
												301	H	Norfolk St.	69 53
LAST 12 Division I GAMES:															
		41 N Saint Mary's (CA)	65 83			279 H Fla. Atlantic	87 53								
		128 H William & Mary	83 69			112 A Western Ky.	60 75								
		9 A NC State	56 85			252 A Marshall	48 57								
		119 N Tennessee Tech	80 73			262 H Coppin St.	81 51								
		239 N Jacksonville	78 76			74 A Tulane	56 48								
		123 H Virginia	67 73			168 H VCU	60 57								

Non-Div I Games:

Old Dominion

Average RPI Win:	295	WON-LOST	WINNING	LAST 10	STRENGTH OF	OPP. STRENGTH	TEAM	ADJ.	CONF.	ADJ CONF.
Average RPI Loss:	84	RECORD	PCT. RANK	GAMES	SCHEDULE	OF SCHEDULE	RPI	RPI	RPI	RPI
DIV. I ONLY	6- 11	246	3-7	84	223	223	223	6	6	
DIV. I NON-CONF.	6- 8	199	0- 0	138	285	252	252	6	6	

TOTALS	RPI 1-25	RPI 26-50	W-L RECORDS	RPI 51-100	RPI 101-150	RPI 150+				
6- 11	0- 1	0- 2	OVERALL	0- 4	0- 2	6- 2				
6- 6	0- 0	0- 1	HOME	0- 2	0- 2	6- 1				
0- 2	0- 0	0- 1	AWAY	0- 0	0- 0	0- 1				
0- 3	0- 1	0- 0	NEUTRAL	0- 2	0- 0	0- 0				
6- 8	0- 1	0- 0	NON-CONFERENCE	0- 3	0- 2	6- 2				
6- 4	0- 0	0- 0	HOME	0- 1	0- 2	6- 1				
0- 1	0- 0	0- 0	AWAY	0- 0	0- 0	0- 1				
0- 3	0- 1	0- 0	NEUTRAL	0- 2	0- 0	0- 0				
0- 3	0- 0	0- 2	CONFERENCE	0- 1	0- 0	0- 0				
0- 2	0- 0	0- 1	HOME	0- 1	0- 0	0- 0				
0- 1	0- 0	0- 1	AWAY	0- 0	0- 0	0- 0				
0- 0	0- 0	0- 0	NEUTRAL	0- 0	0- 0	0- 0				

RPI	S	Opponent	Score	RPI	S	Opponent	Score	RPI	S	Opponent	Score	RPI	S	Opponent	Score	Team's RPI: 223
7	N	UConn	50 90	26	A	Missouri	55 78	54	H	Arkansas	55 85	101	H	Troy	54 71	
				50	H	LSU	41 55	59	N	Purdue	59 70	130	H	IUPUI	58 66	
								83	H	TCU	50 55	153	A	Louisiana Tech	71 80	
								85	N	St. John's (NY)	59 64	179	H	Jacksonville St.	49 60	
												255	H	Temple	62 55	
												285	H	North Florida	82 69	
												289	H	Louisiana	79 57	
												293	H	Western Mich.	69 66	
												301	H	Norfolk St.	60 42	
												346	H	Savannah St.	74 51	

LAST 12 Division I GAMES:																
50	H	LSU	41 55	54	H	Arkansas	55 85									
346	H	Savannah St.	74 51	26	A	Missouri	55 78									
179	H	Jacksonville St.	49 60	285	H	North Florida	82 69									
83	H	TCU	50 55	101	H	Troy	54 71									
85	N	St. John's (NY)	59 64	153	A	Louisiana Tech	71 80									
59	N	Purdue	59 70	289	H	Louisiana	79 57									

Non-Div I Games:

Ole Miss

O
m
a
h
a

O
m
a
h
a

Omaha

Page 217

Average RPI Win:	236	WON-LOST	WINNING	LAST 10	STRENGTH OF	OPP. STRENGTH	TEAM	ADJ.	CONF.	ADJ CONF.
Average RPI Loss:	93	RECORD	PCT. RANK	GAMES	SCHEDULE	OF SCHEDULE	RPI	RPI	RPI	RPI
DIV. I ONLY	8- 7	157	7-3	220	122	162	162	18	18	
DIV. I NON-CONF.	5- 6	177	0- 0	105	69	113	113	15	15	

TOTALS	RPI 1-25	RPI 26-50	W-L RECORDS	RPI 51-100	RPI 101-150	RPI 150+				
8- 7	0- 1	0- 0	OVERALL	0- 3	1- 2	7- 1				
3- 3	0- 0	0- 0	HOME	0- 0	0- 2	3- 1				
5- 4	0- 1	0- 0	AWAY	0- 3	1- 0	4- 0				
0- 0	0- 0	0- 0	NEUTRAL	0- 0	0- 0	0- 0				
5- 6	0- 1	0- 0	NON-CONFERENCE	0- 3	1- 2	4- 0				
2- 2	0- 0	0- 0	HOME	0- 0	0- 2	2- 0				
3- 4	0- 1	0- 0	AWAY	0- 3	1- 0	2- 0				
0- 0	0- 0	0- 0	NEUTRAL	0- 0	0- 0	0- 0				
3- 1	0- 0	0- 0	CONFERENCE	0- 0	0- 0	3- 1				
1- 1	0- 0	0- 0	HOME	0- 0	0- 0	1- 1				
2- 0	0- 0	0- 0	AWAY	0- 0	0- 0	2- 0				
0- 0	0- 0	0- 0	NEUTRAL	0- 0	0- 0	0- 0				

RPI 1-25				RPI 26-50				RPI 51-100				RPI 101+ Team's RPI: 162			
RPI	S	Opponent	Score	RPI	S	Opponent	Score	RPI	S	Opponent	Score	RPI	S	Opponent	Score
14	A	Iowa	77 90					54	A	Arkansas	61 74	122	A	Texas St.	81 64
								61	A	Kansas	58 70	135	H	UT Arlington	62 80
								70	A	Oklahoma St.	69 89	148	H	Tulsa	68 76
												171	H	North Dakota	67 75
												175	H	UMKC	75 64
												206	A	Sam Houston St.	73 62
												224	H	Southern Utah	64 59
												248	H	Western Ill.	68 64
												270	A	Houston Baptist	74 56
												297	A	Omaha	71 56
												342	A	Purdue Fort Wayne	72 61
LAST 12 Division I GAMES:															
342	A	Purdue Fort Wayne	72 61	248	H	Western Ill.	68 64								
135	H	UT Arlington	62 80	171	H	North Dakota	67 75								
224	H	Southern Utah	64 59	297	A	Omaha	71 56								
54	A	Arkansas	61 74	70	A	Oklahoma St.	69 89								
122	A	Texas St.	81 64	270	A	Houston Baptist	74 56								
175	H	UMKC	75 64	206	A	Sam Houston St.	73 62								

Non-Div I Games: Harris-Stowe 74 46 Cent. Christian (KS) 47

Oral Roberts

Average RPI	Win:	100	WON-LOST	WINNING	LAST 10	STRENGTH OF	OPP. STRENGTH	TEAM	ADJ.	CONF.	ADJ CONF.
Average RPI	Loss:	25	RECORD	PCT. RANK	GAMES	SCHEDULE	OF SCHEDULE	RPI	RPI	RPI	RPI
DIV. I ONLY			13- 1	10	9-1	19	14	5	5	2	2
DIV. I NON-CONF.			10- 1	19	0- 0	16	27	2	2	2	2

TOTALS	RPI 1-25		RPI 26-50		W-L RECORDS	RPI 51-100		RPI 101-150		RPI 150+	
13- 1	2- 1		2- 0		OVERALL	4- 0		1- 0		4- 0	
8- 0	2- 0		0- 0		HOME	3- 0		1- 0		2- 0	
4- 1	0- 1		2- 0		AWAY	1- 0		0- 0		1- 0	
1- 0	0- 0		0- 0		NEUTRAL	0- 0		0- 0		1- 0	
10- 1	2- 1		2- 0		NON-CONFERENCE	1- 0		1- 0		4- 0	
6- 0	2- 0		0- 0		HOME	1- 0		1- 0		2- 0	
3- 1	0- 1		2- 0		AWAY	0- 0		0- 0		1- 0	
1- 0	0- 0		0- 0		NEUTRAL	0- 0		0- 0		1- 0	
3- 0	0- 0		0- 0		CONFERENCE	3- 0		0- 0		0- 0	
2- 0	0- 0		0- 0		HOME	2- 0		0- 0		0- 0	
1- 0	0- 0		0- 0		AWAY	1- 0		0- 0		0- 0	
0- 0	0- 0		0- 0		NEUTRAL	0- 0		0- 0		0- 0	

RPI	S	Opponent	Score	RPI	S	Opponent	Score	RPI	S	Opponent	Score	RPI	S	Opponent	Score
4	H	Syracuse	75 73	30	A	South Dakota St.	87 79	51	H	Buffalo	102 82	141	H	UC Irvine	115 69
11	H	Mississippi St.	82 74	41	A	Saint Mary's (CA)	79 55	57	A	Southern California	93 53	156	A	Utah St.	88 58
25	A	Michigan St.	82 88					98	H	Washington	84 71	196	H	Air Force	82 36
								99	H	Washington St.	98 58	210	H	Long Beach St.	110 48
												211	N	UC Riverside	94 44

LAST 12 Division I GAMES:															
57	A	Southern California	93 53	99	H	Washington St.	98 58								
25	A	Michigan St.	82 88	98	H	Washington	84 71								
210	H	Long Beach St.	110 48	141	H	UC Irvine	115 69								
41	A	Saint Mary's (CA)	79 55	196	H	Air Force	82 36								
211	N	UC Riverside	94 44	11	H	Mississippi St.	82 74								
51	H	Buffalo	102 82	30	A	South Dakota St.	87 79								

Non-Div I Games: Alas. Fairbanks 115 36

Oregon

Average RPI Win:	151	WON-LOST	WINNING	LAST 10	STRENGTH OF	OPP. STRENGTH	TEAM	ADJ.	CONF.	ADJ CONF.
Average RPI Loss:	23	RECORD	PCT. RANK	GAMES	SCHEDULE	OF SCHEDULE	RPI	RPI	RPI	RPI
DIV. I ONLY	13- 2	17	8-2	217	2	46	46	2	2	
DIV. I NON-CONF.	10- 2	37	0- 1	232	10	69	69	2	2	

TOTALS	RPI 1-25	RPI 26-50	W-L RECORDS	RPI 51-100	RPI 101-150	RPI 150+				
13- 2	0- 1	4- 1	OVERALL	2- 0	1- 0	6- 0				
9- 0	0- 0	2- 0	HOME	2- 0	0- 0	5- 0				
1- 0	0- 0	1- 0	AWAY	0- 0	0- 0	0- 0				
3- 2	0- 1	1- 1	NEUTRAL	0- 0	1- 0	1- 0				
10- 2	0- 1	3- 1	NON-CONFERENCE	0- 0	1- 0	6- 0				
7- 0	0- 0	2- 0	HOME	0- 0	0- 0	5- 0				
0- 0	0- 0	0- 0	AWAY	0- 0	0- 0	0- 0				
3- 2	0- 1	1- 1	NEUTRAL	0- 0	1- 0	1- 0				
3- 0	0- 0	1- 0	CONFERENCE	2- 0	0- 0	0- 0				
2- 0	0- 0	0- 0	HOME	2- 0	0- 0	0- 0				
1- 0	0- 0	1- 0	AWAY	0- 0	0- 0	0- 0				
0- 0	0- 0	0- 0	NEUTRAL	0- 0	0- 0	0- 0				

RPI 1-25				RPI 26-50				RPI 51-100				RPI 101+			
RPI	S	Opponent	Score	RPI	S	Opponent	Score	RPI	S	Opponent	Score	RPI	S	Opponent	Score
1	N	Notre Dame	81 91	31	A	UCLA	83 73	98	H	Washington	78 67	112	N	Western Ky.	74 60
				33	H	Duke	71 57	99	H	Washington St.	76 69	175	H	Santa Clara	82 31
				35	N	South Carolina	70 68					195	N	Eastern Wash.	93 45
				41	H	Saint Mary's (CA)	89 56					257	H	La Salle	100 46
				44	N	Texas A&M	70 76					283	H	CSU Bakersfield	92 52
												288	H	Cal Poly	79 54
												312	H	Ark. -Pine Bluff	89 33

LAST 12 Division I GAMES:															
1	N	Notre Dame	81 91	35	N	South Carolina	70 68								
44	N	Texas A&M	70 76	31	A	UCLA	83 73								
195	N	Eastern Wash.	93 45	98	H	Washington	78 67								
175	H	Santa Clara	82 31	99	H	Washington St.	76 69								
257	H	La Salle	100 46	283	H	CSU Bakersfield	92 52								
112	N	Western Ky.	74 60	33	H	Duke	71 57								

Non-Div I Games:

Oregon St.

P
a
c
i
f
i
c

P
a
c
i
f
i
c

Paci fi c

Average RPI Win:	240	WON-LOST	WINNING	LAST 10	STRENGTH OF	OPP. STRENGTH	TEAM	ADJ.	CONF.	ADJ CONF.
Average RPI Loss:	42	RECORD	PCT. RANK	GAMES	SCHEDULE	OF SCHEDULE	RPI	RPI	RPI	RPI
DIV. I ONLY	9- 2	31	8-2	250	109	73	73	10	10	
DIV. I NON-CONF.	8- 2	51	0- 0	265	131	80	80	12	12	

TOTALS	RPI 1-25	RPI 26-50	W-L RECORDS	RPI 51-100	RPI 101-150	RPI 150+				
9- 2	0- 1	0- 0	OVERALL	1- 1	0- 0	8- 0				
3- 0	0- 0	0- 0	HOME	0- 0	0- 0	3- 0				
6- 1	0- 1	0- 0	AWAY	1- 0	0- 0	5- 0				
0- 1	0- 0	0- 0	NEUTRAL	0- 1	0- 0	0- 0				
8- 2	0- 1	0- 0	NON-CONFERENCE	0- 1	0- 0	8- 0				
3- 0	0- 0	0- 0	HOME	0- 0	0- 0	3- 0				
5- 1	0- 1	0- 0	AWAY	0- 0	0- 0	5- 0				
0- 1	0- 0	0- 0	NEUTRAL	0- 1	0- 0	0- 0				
1- 0	0- 0	0- 0	CONFERENCE	1- 0	0- 0	0- 0				
0- 0	0- 0	0- 0	HOME	0- 0	0- 0	0- 0				
1- 0	0- 0	0- 0	AWAY	1- 0	0- 0	0- 0				
0- 0	0- 0	0- 0	NEUTRAL	0- 0	0- 0	0- 0				

RPI 1-25				RPI 26-50				RPI 51-100				RPI 101+			
RPI	S	Opponent	Score	RPI	S	Opponent	Score	RPI	S	Opponent	Score	RPI	S	Opponent	Score
1	A	Notre Dame	55 75					82	N	Maine	46 47	164	A	Drexel	55 39
								94	A	Princeton	66 60	226	A	Stetson	75 53
												238	A	Navy	65 61
												257	H	La Salle	65 34
												269	A	Siena	58 51
												286	H	Saint Joseph's	65 45
												303	A	Iona	66 43
												320	H	NJIT	85 42

LAST 12 Division I GAMES:															
94	A	Princeton	66 60	226	A	Stetson	75 53								
320	H	NJIT	85 42	164	A	Drexel	55 39								
286	H	Saint Joseph's	65 45	303	A	Iona	66 43								
1	A	Notre Dame	55 75	257	H	La Salle	65 34								
269	A	Siena	58 51	82	N	Maine	46 47								
				238	A	Navy	65 61								

Non-Div I Games:

Penn

Penn St.

Penn St.		Through Games Of Jan. 11, 2019									
Average RPI	Win: 152	WON-LOST	WINNING	LAST 10	STRENGTH OF	OPP. STRENGTH	TEAM	ADJ.	CONF.	ADJ CONF.	
Average RPI	Loss: 56	RECORD	PCT. RANK	GAMES	SCHEDULE	OF SCHEDULE	RPI	RPI	RPI	RPI	
DIV. I ONLY	8- 7	157	4-6	14	98	86	86	4	4		
DIV. I NON-CONF.	7- 4	109	0- 0	59	107	97	97	4	4		

TOTALS	RPI 1-25	RPI 26-50	W-L RECORDS	RPI 51-100	RPI 101-150	RPI 150+					
8- 7	0- 4	0- 1	OVERALL	1- 0	4- 2	3- 0					
7- 4	0- 1	0- 1	HOME	1- 0	3- 2	3- 0					
1- 3	0- 3	0- 0	AWAY	0- 0	1- 0	0- 0					
0- 0	0- 0	0- 0	NEUTRAL	0- 0	0- 0	0- 0					
7- 4	0- 2	0- 0	NON-CONFERENCE	1- 0	3- 2	3- 0					
6- 3	0- 1	0- 0	HOME	1- 0	2- 2	3- 0					
1- 1	0- 1	0- 0	AWAY	0- 0	1- 0	0- 0					
0- 0	0- 0	0- 0	NEUTRAL	0- 0	0- 0	0- 0					
1- 3	0- 2	0- 1	CONFERENCE	0- 0	1- 0	0- 0					
1- 1	0- 0	0- 1	HOME	0- 0	1- 0	0- 0					
0- 2	0- 2	0- 0	AWAY	0- 0	0- 0	0- 0					
0- 0	0- 0	0- 0	NEUTRAL	0- 0	0- 0	0- 0					

RPI 1-25				RPI 26-50				RPI 51-100 Team's RPI: 86				RPI 101+			
RPI	S	Opponent	Score	RPI	S	Opponent	Score	RPI	S	Opponent	Score	RPI	S	Opponent	Score
16	A	Indiana	75 83	28	H	Maryland	61 77	94	H	Princeton	79 71	107	H	Providence	74 72
19	A	Rutgers	61 74									115	A	Fordham	72 55
23	A	Florida St.	58 87									138	H	Stony Brook	70 81
24	H	California	58 75									140	H	Wisconsin	71 64
												147	H	Duquesne	58 64
												149	H	American	80 59
												171	H	North Dakota	75 68
												201	H	St. Bonaventure	80 65
												239	H	Jacksonville	80 61
LAST 12 Division I GAMES:															
19	A	Rutgers	61 74	16	A	Indiana	75 83								
140	H	Wisconsin	71 64	28	H	Maryland	61 77								
23	A	Florida St.	58 87	149	H	American	80 59								
138	H	Stony Brook	70 81	201	H	St. Bonaventure	80 65								
171	H	North Dakota	75 68	147	H	Duquesne	58 64								
94	H	Princeton	79 71	239	H	Jacksonville	80 61								

Non-Div I Games:

Penn St.

Average RPI Win:	257	WON-LOST	WINNING	LAST 10	STRENGTH OF	OPP. STRENGTH	TEAM	ADJ.	CONF.	ADJ CONF.
Average RPI Loss:	102	RECORD	PCT. RANK	GAMES	SCHEDULE	OF SCHEDULE	RPI	RPI	RPI	RPI
DIV. I ONLY	9- 6	115	5-5	288	146	170	170	7	7	
DIV. I NON-CONF.	6- 4	125	0- 0	345	166	238	238	7	7	

TOTALS	RPI 1-25	RPI 26-50	W-L RECORDS	RPI 51-100	RPI 101-150	RPI 150+				
9- 6	0- 1	0- 1	OVERALL	0- 0	0- 3	9- 1				
3- 1	0- 1	0- 0	HOME	0- 0	0- 0	3- 0				
4- 4	0- 0	0- 1	AWAY	0- 0	0- 3	4- 0				
2- 1	0- 0	0- 0	NEUTRAL	0- 0	0- 0	2- 1				
6- 4	0- 0	0- 0	NON-CONFERENCE	0- 0	0- 3	6- 1				
1- 0	0- 0	0- 0	HOME	0- 0	0- 0	1- 0				
3- 3	0- 0	0- 0	AWAY	0- 0	0- 3	3- 0				
2- 1	0- 0	0- 0	NEUTRAL	0- 0	0- 0	2- 1				
3- 2	0- 1	0- 1	CONFERENCE	0- 0	0- 0	3- 0				
2- 1	0- 1	0- 0	HOME	0- 0	0- 0	2- 0				
1- 1	0- 0	0- 1	AWAY	0- 0	0- 0	1- 0				
0- 0	0- 0	0- 0	NEUTRAL	0- 0	0- 0	0- 0				

RPI 1-25				RPI 26-50				RPI 51-100				RPI 101+				Team's RPI: 170
RPI	S	Opponent	Score	RPI	S	Opponent	Score	RPI	S	Opponent	Score	RPI	S	Opponent	Score	
10	H	Gonzaga	54 79	32	A	BYU	58 83					102	A	Colorado	65 80	
												103	A	Idaho St.	63 65	
												107	A	Provi dence	47 66	
												158	H	Portland	82 68	
												175	H	Santa Clara	74 48	
												228	A	San Diego	74 55	
												243	N	Sacramento St.	113 97	
												257	N	La Salle	55 62	
												272	N	Northern Ky.	51 46	
												281	A	Hawai i	65 64	
												288	A	Cal Poly	70 63	
												331	A	Seattle U	78 64	
												338	H	Weber St.	68 47	

LAST 12 Division I GAMES:																
175	H	Santa Clara	74 48	32	A	BYU	58 83	10	H	Gonzaga	54 79	158	H	Portland	82 68	
228	A	San Diego	74 55	10	H	Gonzaga	54 79	272	N	Northern Ky.	51 46	257	N	La Salle	55 62	
103	A	Idaho St.	63 65	107	A	Provi dence	47 66	281	A	Hawai i	65 64	288	A	Cal Poly	70 63	
338	H	Weber St.	68 47	288	A	Cal Poly	70 63	331	A	Seattle U	78 64	338	H	Weber St.	68 47	
331	A	Seattle U	78 64	102	A	Colorado	65 80									
102	A	Colorado	65 80													

Non-Div I Games:

Pepperdine

Average RPI Win:	167	WON-LOST	WINNING	LAST 10	STRENGTH OF	OPP. STRENGTH	TEAM	ADJ.	CONF.	ADJ CONF.
Average RPI Loss:	78	RECORD	PCT. RANK	GAMES	SCHEDULE	OF SCHEDULE	RPI	RPI	RPI	RPI
DIV. I ONLY	9- 7	134	7-3	32	55	79	79	1	1	
DIV. I NON-CONF.	9- 5	105	0- 0	102	118	98	98	1	1	
<hr/>										
TOTALS	RPI 1-25	RPI 26-50	W-L RECORDS	RPI 51-100	RPI 101-150	RPI 150+				
9- 7	0- 3	0- 0	OVERALL	2- 1	3- 2	4- 1				
5- 3	0- 1	0- 0	HOME	0- 0	2- 1	3- 1				
2- 3	0- 2	0- 0	AWAY	1- 1	1- 0	0- 0				
2- 1	0- 0	0- 0	NEUTRAL	1- 0	0- 1	1- 0				
9- 5	0- 1	0- 0	NON-CONFERENCE	2- 1	3- 2	4- 1				
5- 3	0- 1	0- 0	HOME	0- 0	2- 1	3- 1				
2- 1	0- 0	0- 0	AWAY	1- 1	1- 0	0- 0				
2- 1	0- 0	0- 0	NEUTRAL	1- 0	0- 1	1- 0				
0- 2	0- 2	0- 0	CONFERENCE	0- 0	0- 0	0- 0				
0- 0	0- 0	0- 0	HOME	0- 0	0- 0	0- 0				
0- 2	0- 2	0- 0	AWAY	0- 0	0- 0	0- 0				
0- 0	0- 0	0- 0	NEUTRAL	0- 0	0- 0	0- 0				

RPI	S	Opponent	Score
1	A	Notre Dame	44 100
9	A	NC State	34 63
22	H	UCF	58 61

RPI	S	Opponent	Score
-----	---	----------	-------

RPI	S	Opponent	Score
54	N	Arkansas	61 54
80	A	Northwestern	52 49
95	A	Georgetown	41 70

RPI	S	Opponent	Score
115	H	Fordham	65 62
126	H	Youngstown St.	55 64
134	H	Cincinnati	65 48
140	N	Wisconsin	42 57
147	A	Duquesne	66 58
151	H	West Virginia	43 77
169	H	UNCW	60 56
219	H	Saint Francis (PA)	78 75
275	H	New Orleans	90 38
306	N	Tennessee St.	78 56

LAST 12 Division I GAMES:

9	A	NC State	34	63	147	A	Duquesne	66	58
1	A	Notre Dame	44	100	219	H	Saint Francis (PA)	78	75
306	N	Tennessee St.	78	56	169	H	UNCW	60	56
54	N	Arkansas	61	54	151	H	West Virginia	43	77
140	N	Wisconsin	42	57	115	H	Fordham	65	62
95	A	Georgetown	41	70	80	A	Northwestern	52	49

Non-Div I Games:

Pittsburgh

Average RPI Win: 242 WON-LOST RECORD WINNING PCT. RANK LAST 10 GAMES STRENGTH OF SCHEDULE OPP. STRENGTH OF SCHEDULE TEAM RPI ADJ. RPI CONF. RPI ADJ CONF. RPI

Average RPI Loss: 99

DIV. I ONLY	6- 7	189	4-6	89	240	158	158	7	7
DIV. I NON-CONF.	6- 3	91	0- 0	115	314	92	92	7	7
TOTALS	RPI 1-25	RPI 26-50	W-L RECORDS	RPI 51-100	RPI 101-150	RPI 150+			
6- 7	0- 0	0- 2	OVERALL	0- 2	0- 2	6- 1			
3- 3	0- 0	0- 1	HOME	0- 1	0- 1	3- 0			
3- 3	0- 0	0- 0	AWAY	0- 1	0- 1	3- 1			
0- 1	0- 0	0- 1	NEUTRAL	0- 0	0- 0	0- 0			
6- 3	0- 0	0- 1	NON-CONFERENCE	0- 0	0- 2	6- 0			
3- 1	0- 0	0- 0	HOME	0- 0	0- 1	3- 0			
3- 1	0- 0	0- 0	AWAY	0- 0	0- 1	3- 0			
0- 1	0- 0	0- 1	NEUTRAL	0- 0	0- 0	0- 0			
0- 4	0- 0	0- 1	CONFERENCE	0- 2	0- 0	0- 1			
0- 2	0- 0	0- 1	HOME	0- 1	0- 0	0- 0			
0- 2	0- 0	0- 0	AWAY	0- 1	0- 0	0- 1			
0- 0	0- 0	0- 0	NEUTRAL	0- 0	0- 0	0- 0			

RPI S Opponent Score	RPI S Opponent Score	RPI S Opponent Score	RPI S Opponent Score
41 H Saint Mary's (CA) 91 98	68 H Paci fic 66 76	127 A Portland St. 79 92	
47 N Ari zona 70 92	100 A Loyol a Marymount 58 76	141 H UC Irvine 69 84	
		156 H Utah St. 61 54	
		170 A Pepperdi ne 68 82	
		196 H Air Force 79 60	
		215 H Cal St. Fullerton 83 74	
		265 A Utah Valley 65 60	
		281 A Hawai i 72 65	
		338 A Weber St. 89 73	
LAST 12 Division I GAMES:			
41 H Saint Mary's (CA) 91 98	100 A Loyol a Marymount 58 76		
68 H Paci fic 66 76	170 A Pepperdi ne 68 82		
215 H Cal St. Fullerton 83 74	196 H Air Force 79 60		
47 N Ari zona 70 92	141 H UC Irvine 69 84		
281 A Hawai i 72 65	127 A Portland St. 79 92		
338 A Weber St. 89 73	156 H Utah St. 61 54		

Non-Div I Games: Warner Paci fic 98 63 Willamette 82 27

Portland

Average RPI Win:	222	WON-LOST	WINNING	LAST 10	STRENGTH OF	OPP. STRENGTH	TEAM	ADJ.	CONF.	ADJ CONF.
Average RPI Loss:	100	RECORD	PCT. RANK	GAMES	SCHEDULE	OF SCHEDULE	RPI	RPI	RPI	RPI

DIV. I ONLY	9- 2	31	8-2	276	190	127	127	14	14
DIV. I NON-CONF.	7- 1	32	0- 0	337	230	168	168	10	10

TOTALS	RPI 1-25	RPI 26-50	W-L RECORDS	RPI 51-100	RPI 101-150	RPI 150+			
9- 2	0- 0	0- 0	OVERALL	0- 1	3- 1	6- 0			
7- 1	0- 0	0- 0	HOME	0- 0	3- 1	4- 0			
2- 1	0- 0	0- 0	AWAY	0- 1	0- 0	2- 0			
0- 0	0- 0	0- 0	NEUTRAL	0- 0	0- 0	0- 0			
7- 1	0- 0	0- 0	NON-CONFERENCE	0- 0	1- 1	6- 0			
5- 1	0- 0	0- 0	HOME	0- 0	1- 1	4- 0			
2- 0	0- 0	0- 0	AWAY	0- 0	0- 0	2- 0			
0- 0	0- 0	0- 0	NEUTRAL	0- 0	0- 0	0- 0			
2- 1	0- 0	0- 0	CONFERENCE	0- 1	2- 0	0- 0			
2- 0	0- 0	0- 0	HOME	0- 0	2- 0	0- 0			
0- 1	0- 0	0- 0	AWAY	0- 1	0- 0	0- 0			
0- 0	0- 0	0- 0	NEUTRAL	0- 0	0- 0	0- 0			

RPI 1-25	RPI 26-50	RPI 51-100	RPI 101+	Team's RPI: 127
RPI S Opponent Score	RPI S Opponent Score	RPI S Opponent Score	RPI S Opponent Score	
		58 A Northern Colo. 63 79	104 H UC Davis 65 50	
			121 H Montana 78 60	
			136 H Montana St. 55 53	
			141 H UC Irvine 68 73	
			158 H Portland 92 79	
			232 H UNLV 58 49	
			277 A UTEP 89 61	
			316 H San Jose St. 80 51	
			324 A Grand Canyon 60 55	
			331 H Seattle U 68 43	
LAST 12 Division I GAMES:				
121 H Montana 78 60	58 A Northern Colo. 63 79	141 H UC Irvine 68 73		
136 H Montana St. 55 53	232 H UNLV 58 49	324 A Grand Canyon 60 55		
331 H Seattle U 68 43	277 A UTEP 89 61	158 H Portland 92 79		
104 H UC Davis 65 50				
316 H San Jose St. 80 51				

Non-Div I Games: Warner Pacific 102 49

Portland St.

Average RPI Win:	281	WON-LOST	WINNING	LAST 10	STRENGTH OF	OPP. STRENGTH	TEAM	ADJ.	CONF.	ADJ CONF.
Average RPI Loss:	94	RECORD	PCT. RANK	GAMES	SCHEDULE	OF SCHEDULE	RPI	RPI	RPI	RPI

DIV. I ONLY	3- 7	264	4-6	104	139	166	166	28	28
DIV. I NON-CONF.	1- 7	319	0- 0	18	129	188	188	25	25

TOTALS	RPI 1-25	RPI 26-50	W-L RECORDS	RPI 51-100	RPI 101-150	RPI 150+			
3- 7	0- 1	0- 1	OVERALL	0- 2	0- 2	3- 1			
0- 1	0- 0	0- 0	HOME	0- 0	0- 1	0- 0			
2- 6	0- 1	0- 1	AWAY	0- 2	0- 1	2- 1			
1- 0	0- 0	0- 0	NEUTRAL	0- 0	0- 0	1- 0			
1- 7	0- 1	0- 1	NON-CONFERENCE	0- 2	0- 2	1- 1			
0- 1	0- 0	0- 0	HOME	0- 0	0- 1	0- 0			
0- 6	0- 1	0- 1	AWAY	0- 2	0- 1	0- 1			
1- 0	0- 0	0- 0	NEUTRAL	0- 0	0- 0	1- 0			
2- 0	0- 0	0- 0	CONFERENCE	0- 0	0- 0	2- 0			
0- 0	0- 0	0- 0	HOME	0- 0	0- 0	0- 0			
2- 0	0- 0	0- 0	AWAY	0- 0	0- 0	2- 0			
0- 0	0- 0	0- 0	NEUTRAL	0- 0	0- 0	0- 0			

RPI 1-25				RPI 26-50				RPI 51-100				RPI 101+ Team's RPI: 166			
RPI	S	Opponent	Score	RPI	S	Opponent	Score	RPI	S	Opponent	Score	RPI	S	Opponent	Score
3	A	Iowa St.	46 94	44	A	Texas A&M	57 70	54	A	Arkansas	44 71	102	A	Colorado	38 79
								70	A	Oklahoma St.	50 70	120	H	Rice	58 68
												197	A	Southern U.	55 54
												266	A	UTRGV	50 57
												295	N	A&M-Corpus Christi	67 59
												351	A	Alcorn	82 61

LAST 12 Division I GAMES:															
351	A	Alcorn	82 61	3	A	Iowa St.	46 94	54	A	Arkansas	44 71	102	A	Colorado	38 79
197	A	Southern U.	55 54					120	H	Rice	58 68	295	N	A&M-Corpus Christi	67 59
44	A	Texas A&M	57 70					266	A	UTRGV	50 57				
70	A	Oklahoma St.	50 70												

Non-Div I Games: Jarvis Christian 117 32 Arlington Baptist 105 31

Prairie View

Average RPI Win:	312	WON-LOST	WINNING	LAST 10	STRENGTH OF	OPP. STRENGTH	TEAM	ADJ.	CONF.	ADJ CONF.
Average RPI Loss:	188	RECORD	PCT. RANK	GAMES	SCHEDULE	OF SCHEDULE	RPI	RPI	RPI	RPI
DIV. I ONLY	3- 11	297	2-8	274	317	317	317	29	29	
DIV. I NON-CONF.	2- 9	297	0- 0	275	274	319	319	29	29	

TOTALS	RPI 1-25	RPI 26-50	W-L RECORDS	RPI 51-100	RPI 101-150	RPI 150+				
3- 11	0- 0	0- 1	OVERALL	0- 0	0- 1	3- 9				
2- 2	0- 0	0- 0	HOME	0- 0	0- 0	2- 2				
1- 9	0- 0	0- 1	AWAY	0- 0	0- 1	1- 7				
0- 0	0- 0	0- 0	NEUTRAL	0- 0	0- 0	0- 0				
2- 9	0- 0	0- 1	NON-CONFERENCE	0- 0	0- 1	2- 7				
1- 2	0- 0	0- 0	HOME	0- 0	0- 0	1- 2				
1- 7	0- 0	0- 1	AWAY	0- 0	0- 1	1- 5				
0- 0	0- 0	0- 0	NEUTRAL	0- 0	0- 0	0- 0				
1- 2	0- 0	0- 0	CONFERENCE	0- 0	0- 0	1- 2				
1- 0	0- 0	0- 0	HOME	0- 0	0- 0	1- 0				
0- 2	0- 0	0- 0	AWAY	0- 0	0- 0	0- 2				
0- 0	0- 0	0- 0	NEUTRAL	0- 0	0- 0	0- 0				

RPI 1-25				RPI 26-50				RPI 51-100				RPI 101+				Team's RPI: 317
RPI	S	Opponent	Score	RPI	S	Opponent	Score	RPI	S	Opponent	Score	RPI	S	Opponent	Score	
				29	A	Tennessee	49 97					108	A	Georgia	59 83	
												155	A	Dav idson	56 83	
												169	A	UNCW	48 63	
												177	A	Vanderbi l t	43 78	
												180	A	Hi gh Poi nt	40 79	
												209	A	Samford	54 75	
												212	A	Furman	68 76	
												249	A	Campbel l	46 51	
												253	H	Wofford	61 50	
												264	H	Ga. Southern	68 69	
												314	H	South Carolina St.	48 57	
												337	A	Col. of Charleston	71 65	
												345	H	Longwood	81 66	
LAST 12 Division I GAMES:																
180	A	Hi gh Poi nt	40 79	337	A	Col. of Charleston	71 65									
345	H	Longwood	81 66	155	A	Dav idson	56 83									
249	A	Campbel l	46 51	264	H	Ga. Southern	68 69									
212	A	Furman	68 76	209	A	Samford	54 75									
108	A	Georgia	59 83	177	A	Vanderbi l t	43 78									
253	H	Wofford	61 50	314	H	South Carolina St.	48 57									

Non-Div I Games:

Presbyterian

Princeton				Through Games Of Jan. 11, 2019							
Average RPI	Win:	187	WON-LOST	WINNING	LAST 10	STRENGTH OF	OPP. STRENGTH	TEAM	ADJ.	CONF.	ADJ CONF.
Average RPI	Loss:	75	RECORD	PCT. RANK	GAMES	SCHEDULE	OF SCHEDULE	RPI	RPI	RPI	RPI
DIV. I ONLY			8- 8	167	7-3	60	80	94	94	10	10
DIV. I NON-CONF.			8- 7	160	0- 0	89	70	82	82	12	12

TOTALS	RPI 1-25			RPI 26-50		W-L RECORDS		RPI 51-100		RPI 101-150	RPI 150+
8- 8	0- 1			0- 2		OVERALL		2- 4		1- 0	5- 1
3- 2	0- 0			0- 0		HOME		1- 2		1- 0	1- 0
5- 3	0- 0			0- 1		AWAY		1- 1		0- 0	4- 1
0- 3	0- 1			0- 1		NEUTRAL		0- 1		0- 0	0- 0
8- 7	0- 1			0- 2		NON-CONFERENCE		2- 3		1- 0	5- 1
3- 1	0- 0			0- 0		HOME		1- 1		1- 0	1- 0
5- 3	0- 0			0- 1		AWAY		1- 1		0- 0	4- 1
0- 3	0- 1			0- 1		NEUTRAL		0- 1		0- 0	0- 0
0- 1	0- 0			0- 0		CONFERENCE		0- 1		0- 0	0- 0
0- 1	0- 0			0- 0		HOME		0- 1		0- 0	0- 0
0- 0	0- 0			0- 0		AWAY		0- 0		0- 0	0- 0
0- 0	0- 0			0- 0		NEUTRAL		0- 0		0- 0	0- 0

RPI 1-25				RPI 26-50				RPI 51-100				Team's RPI: 94				RPI 101+			
RPI	S	Opponent	Score	RPI	S	Opponent	Score	RPI	S	Opponent	Score	RPI	S	Opponent	Score	RPI	S	Opponent	Score
4	N	Syracuse	61 92	43	A	Villanova	46 67	52	N	Kansas St.	61 80	116	H	Marist	60 57				
				45	N	DePaul	67 82	66	H	Quinnipiac	54 42	155	H	Davidson	65 57				
								73	H	Penn	60 66	198	A	George Washington	49 64				
								86	A	Penn St.	71 79	237	A	Rider	89 65				
								93	A	Hartford	75 38	250	A	Monmouth	79 47				
								97	H	Seton Hall	66 70	273	A	St. Francis Brooklyn	83 64				
												307	A	New Hampshire	90 42				
LAST 12 Division I GAMES:																			
73	H	Penn	60 66	250	A	Monmouth	79 47	66	H	Quinnipiac	54 42	155	H	Davidson	65 57				
307	A	New Hampshire	90 42	43	A	Villanova	46 67	52	N	Kansas St.	61 80	4	N	Syracuse	61 92				
93	A	Hartford	75 38	45	N	DePaul	67 82												
273	A	St. Francis Brooklyn	83 64																
116	H	Marist	60 57																

Non-Div I Games:

Princeton

Average RPI Win:	185	WON-LOST	WINNING	LAST 10	STRENGTH OF	OPP. STRENGTH	TEAM	ADJ.	CONF.	ADJ CONF.
Average RPI Loss:	73	RECORD	PCT. RANK	GAMES	SCHEDULE	OF SCHEDULE	RPI	RPI	RPI	RPI
DIV. I ONLY	10- 7	124	6-4	114	59	107	107	5	5	
DIV. I NON-CONF.	8- 4	91	1- 0	186	141	123	123	5	5	

TOTALS	RPI 1-25	RPI 26-50	W-L RECORDS	RPI 51-100	RPI 101-150	RPI 150+				
10- 7	0- 1	1- 2	OVERALL	2- 3	1- 0	6- 1				
6- 3	0- 0	1- 1	HOME	0- 2	1- 0	4- 0				
3- 4	0- 1	0- 1	AWAY	2- 1	0- 0	1- 1				
1- 0	0- 0	0- 0	NEUTRAL	0- 0	0- 0	1- 0				
8- 4	0- 0	0- 1	NON-CONFERENCE	1- 2	1- 0	6- 1				
5- 2	0- 0	0- 1	HOME	0- 1	1- 0	4- 0				
2- 2	0- 0	0- 0	AWAY	1- 1	0- 0	1- 1				
1- 0	0- 0	0- 0	NEUTRAL	0- 0	0- 0	1- 0				
2- 3	0- 1	1- 1	CONFERENCE	1- 1	0- 0	0- 0				
1- 1	0- 0	1- 0	HOME	0- 1	0- 0	0- 0				
1- 2	0- 1	0- 1	AWAY	1- 0	0- 0	0- 0				
0- 0	0- 0	0- 0	NEUTRAL	0- 0	0- 0	0- 0				

RPI	S	Opponent	Score	RPI	S	Opponent	Score	RPI	S	Opponent	Score	RPI	S	Opponent	Score	Team's RPI: 107
13	A	Marquette	46 85	27	H	Northeastern	59 65	66	H	Qui nni pi ac	44 48	109	H	Yale	59 42	
				43	H	Villanova	67 61	85	A	St. John's (NY)	67 66	170	H	Pepperdine	66 47	
				45	A	DePaul	62 88	86	A	Penn St.	72 74	181	A	Rhode Island	65 72	
								88	A	Boston College	61 57	230	H	Sacred Heart	62 52	
								95	H	Georgetown	52 68	257	H	La Salle	77 47	
												272	H	Northern Ky.	48 43	
												296	A	UMass Lowell	71 47	
												302	N	Bryant	72 64	

LAST 12 Division I GAMES:																
302	N	Bryant	72 64	13	A	Marquette	46 85	257	H	La Salle	77 47	272	H	Northern Ky.	48 43	
85	A	St. John's (NY)	67 66					170	H	Pepperdine	66 47	27	H	Northeastern	59 65	
43	H	Villanova	67 61					296	A	UMass Lowell	71 47					
95	H	Georgetown	52 68													
45	A	DePaul	62 88													
181	A	Rhode Island	65 72													

Non-Div I Games:

Providence

Average RPI Win:	170	WON-LOST	WINNING	LAST 10	STRENGTH OF	OPP. STRENGTH	TEAM	ADJ.	CONF.	ADJ CONF.
Average RPI Loss:	65	RECORD	PCT. RANK	GAMES	SCHEDULE	OF SCHEDULE	RPI	RPI	RPI	RPI
DIV. I ONLY	12- 5	74	7-3	54	97	59	59	4	4	
DIV. I NON-CONF.	9- 4	85	0- 0	87	149	76	76	4	4	

TOTALS	RPI 1-25	RPI 26-50	W-L RECORDS	RPI 51-100	RPI 101-150	RPI 150+				
12- 5	1- 1	1- 1	OVERALL	2- 2	1- 1	7- 0				
10- 1	1- 0	1- 1	HOME	2- 0	1- 0	5- 0				
1- 2	0- 0	0- 0	AWAY	0- 1	0- 1	1- 0				
1- 2	0- 1	0- 0	NEUTRAL	0- 1	0- 0	1- 0				
9- 4	0- 1	1- 1	NON-CONFERENCE	1- 2	0- 0	7- 0				
7- 1	0- 0	1- 1	HOME	1- 0	0- 0	5- 0				
1- 1	0- 0	0- 0	AWAY	0- 1	0- 0	1- 0				
1- 2	0- 1	0- 0	NEUTRAL	0- 1	0- 0	1- 0				
3- 1	1- 0	0- 0	CONFERENCE	1- 0	1- 1	0- 0				
3- 0	1- 0	0- 0	HOME	1- 0	1- 0	0- 0				
0- 1	0- 0	0- 0	AWAY	0- 0	0- 1	0- 0				
0- 0	0- 0	0- 0	NEUTRAL	0- 0	0- 0	0- 0				

RPI 1-25				RPI 26-50				RPI 51-100 Team's RPI: 59				RPI 101+			
RPI	S	Opponent	Score	RPI	S	Opponent	Score	RPI	S	Opponent	Score	RPI	S	Opponent	Score
7	N	UConn	40 86	35	H	South Carolina	73 82	60	A	Ohio	73 80	132	H	Ohio St.	60 42
14	H	Iowa	62 57	36	H	Miami (FL)	74 63	64	H	Harvard	66 65	140	A	Wisconsin	69 76
								69	H	Michigan	71 70	186	H	Bradley	74 61
								85	N	St. John's (NY)	62 68	194	A	Ball St.	80 38
												223	N	Ole Miss	70 59
												233	H	Loyola Chicago	65 41
												248	H	Western Ill.	81 60
												300	H	Albany (NY)	53 41
												342	H	Purdue Fort Wayne	78 44
LAST 12 Division I GAMES:															
14	H	Iowa	62 57	300	H	Albany (NY)	53 41								
69	H	Michigan	71 70	35	H	South Carolina	73 82								
140	A	Wisconsin	69 76	233	H	Loyola Chicago	65 41								
132	H	Ohio St.	60 42	60	A	Ohio	73 80								
186	H	Bradley	74 61	36	H	Miami (FL)	74 63								
223	N	Ole Miss	70 59	7	N	UConn	40 86								

Non-Div I Games:

Purdue

Average RPI Win:	343	WON-LOST	WINNING	LAST 10	STRENGTH OF	OPP. STRENGTH	TEAM	ADJ.	CONF.	ADJ CONF.
Average RPI Loss:	202	RECORD	PCT. RANK	GAMES	SCHEDULE	OF SCHEDULE	RPI	RPI	RPI	RPI

DIV. I ONLY	1- 12	336	1-9	314	306	342	342	18	18
DIV. I NON-CONF.	1- 8	322	0- 0	318	328	342	342	15	15

TOTALS	RPI 1-25	RPI 26-50	W-L RECORDS	RPI 51-100	RPI 101-150	RPI 150+			
1- 12	0- 0	0- 1	OVERALL	0- 1	0- 0	1- 10			
0- 5	0- 0	0- 1	HOME	0- 0	0- 0	0- 4			
1- 7	0- 0	0- 0	AWAY	0- 1	0- 0	1- 6			
0- 0	0- 0	0- 0	NEUTRAL	0- 0	0- 0	0- 0			
1- 8	0- 0	0- 0	NON-CONFERENCE	0- 1	0- 0	1- 7			
0- 3	0- 0	0- 0	HOME	0- 0	0- 0	0- 3			
1- 5	0- 0	0- 0	AWAY	0- 1	0- 0	1- 4			
0- 0	0- 0	0- 0	NEUTRAL	0- 0	0- 0	0- 0			
0- 4	0- 0	0- 1	CONFERENCE	0- 0	0- 0	0- 3			
0- 2	0- 0	0- 1	HOME	0- 0	0- 0	0- 1			
0- 2	0- 0	0- 0	AWAY	0- 0	0- 0	0- 2			
0- 0	0- 0	0- 0	NEUTRAL	0- 0	0- 0	0- 0			

RPI 1-25	RPI 26-50	RPI 51-100	RPI 101+	Team's RPI: 342
RPI S Opponent Score	RPI S Opponent Score	RPI S Opponent Score	RPI S Opponent Score	
	30 H South Dakota St. 52 85	59 A Purdue 44 78	162 H Oral Roberts 61 72	
			171 A North Dakota 60 79	
			185 A Milwaukee 48 70	
			216 A Eastern Ill. 63 72	
			222 H Eastern Mich. 72 87	
			225 H SIUE 49 57	
			233 A Loyol a Chi cago 67 81	
			293 A Western Mi ch. 61 69	
			309 H Valparaiso 64 68	
			321 A North Dakota St. 54 70	
			343 A Evansville 72 66	

LAST 12 Division I GAMES:				
	162 H Oral Roberts 61 72	222 H Eastern Mich. 72 87		
	30 H South Dakota St. 52 85	185 A Milwaukee 48 70		
	171 A North Dakota 60 79	233 A Loyol a Chi cago 67 81		
	321 A North Dakota St. 54 70	225 H SIUE 49 57		
	309 H Valparaiso 64 68	343 A Evansville 72 66		
	216 A Eastern Ill. 63 72	59 A Purdue 44 78		

Non-Div I Games: Taylor (IN) 84 74 Goshen 86 45 Ind. -Kokomo 87 50

Average RPI	Win:	188	WON-LOST	WINNING	LAST 10	STRENGTH OF	OPP. STRENGTH	TEAM	ADJ.	CONF.	ADJ CONF.
Average RPI	Loss:	44	RECORD	PCT. RANK	GAMES	SCHEDULE	OF SCHEDULE	RPI	RPI	RPI	RPI
DIV. I ONLY		8- 6	128	6-4	41	82	66	66	27	27	
DIV. I NON-CONF.		5- 6	177	1- 0	24	43	60	60	28	28	

TOTALS	RPI 1-25		RPI 26-50		W-L RECORDS	RPI 51-100	RPI 101-150		RPI 150+		
8- 6	0- 2		0- 2		OVERALL	1- 2	2- 0		5- 0		
3- 2	0- 2		0- 0		HOME	0- 0	0- 0		3- 0		
4- 2	0- 0		0- 0		AWAY	1- 2	2- 0		1- 0		
1- 2	0- 0		0- 2		NEUTRAL	0- 0	0- 0		1- 0		
5- 6	0- 2		0- 2		NON-CONFERENCE	1- 2	1- 0		3- 0		
1- 2	0- 2		0- 0		HOME	0- 0	0- 0		1- 0		
3- 2	0- 0		0- 0		AWAY	1- 2	1- 0		1- 0		
1- 2	0- 0		0- 2		NEUTRAL	0- 0	0- 0		1- 0		
3- 0	0- 0		0- 0		CONFERENCE	0- 0	1- 0		2- 0		
2- 0	0- 0		0- 0		HOME	0- 0	0- 0		2- 0		
1- 0	0- 0		0- 0		AWAY	0- 0	1- 0		0- 0		
0- 0	0- 0		0- 0		NEUTRAL	0- 0	0- 0		0- 0		

RPI	S	Opponent	Score	RPI	S	Opponent	Score	RPI	S	Opponent	Score	RPI	S	Opponent	Score
21	H	Central Mich.	52 67	26	N	Missouri	51 65	64	A	Harvard	72 67	107	A	Providence	48 44
22	H	UCF	45 47	34	N	Texas	55 56	65	A	Bucknell	58 75	116	A	Marist	76 69
								94	A	Princeton	42 54	164	A	Drexel	56 52
												194	N	Ball St.	69 66
												276	H	Richmond	65 48
												279	H	Fairfield	81 36
												305	H	Saint Peter's	90 45

Team's RPI: 66															
LAST 12 Division I GAMES:															
194	N	Ball St.	69 66	22	H	UCF	45 47	276	H	Richmond	65 48				
26	N	Missouri	51 65	94	A	Princeton	42 54	21	H	Central Mich.	52 67				
116	A	Marist	76 69	64	A	Harvard	72 67	34	N	Texas	55 56				
305	H	Saint Peter's	90 45												
279	H	Fairfield	81 36												
107	A	Providence	48 44												

Non-Div I Games:

Qui nni pi ac

Average RPI Win: 223

Average RPI Loss: 130

WON-LOST
RECORDWINNING
PCT. RANKLAST 10
GAMESSTRENGTH OF
SCHEDULEOPP. STRENGTH
OF SCHEDULETEAM
RPIADJ.
RPICONF.
RPIADJ CONF.
RPIDIV. I ONLY
DIV. I NON-CONF.7- 6
5- 5144
1625-5
0- 0155
141225
193152
143152
14329
2929
29

TOTALS

RPI 1-25

RPI 26-50

W-L RECORDS

RPI 51-100

RPI 101-150

RPI 150+

7- 6 0- 1
4- 1 0- 0
2- 4 0- 1
1- 1 0- 00- 0
0- 0
0- 0
0- 0OVERALL
HOME
AWAY
NEUTRAL0- 2
0- 0
0- 1
0- 11- 0
0- 0
1- 0
0- 06- 3
4- 1
1- 2
1- 05- 5 0- 1
2- 1 0- 0
2- 3 0- 1
1- 1 0- 00- 0
0- 0
0- 0
0- 0NON-CONFERENCE
HOME
AWAY
NEUTRAL0- 2
0- 0
0- 1
0- 11- 0
0- 0
1- 0
0- 04- 2
2- 1
1- 1
1- 02- 1 0- 0
2- 0 0- 0
0- 1 0- 0
0- 0 0- 00- 0
0- 0
0- 0
0- 0CONFERENCE
HOME
AWAY
NEUTRAL0- 0
0- 0
0- 0
0- 00- 0
0- 0
0- 0
0- 02- 1
2- 0
0- 1
0- 0

RPI 1-25

RPI S Opponent Score
9 A NC State 58 75

RPI 26-50

RPI S Opponent Score

RPI 51-100

RPI S Opponent Score
76 A Virginia Tech 44 55
91 N Nebraska 39 77

RPI 101+

Team's RPI: 152

RPI S Opponent Score
123 A Virginia 57 44
168 A VCU 54 49
180 H High Point 80 58
190 H Morehead St. 72 79
202 A Mt. St. Mary's 77 89
213 A Hampton 54 68
255 N Temple 56 50
256 H UNC Asheville 60 46
268 H ETSU 79 64
314 H South Carolina St. 61 31

LAST 12 Division I GAMES:

213 A Hampton 54 68 190 H Morehead St. 72 79
180 H High Point 80 58 123 A Virginia 57 44
256 H UNC Asheville 60 46 76 A Virginia Tech 44 55
202 A Mt. St. Mary's 77 89 91 N Nebraska 39 77
168 A VCU 54 49 255 N Temple 56 50
268 H ETSU 79 64 9 A NC State 58 75

Radford

Radford

Non-Div I Games:

Shepherd

60 46

Radford

Average RPI	Win:	234	WON-LOST	WINNING	LAST 10	STRENGTH OF	OPP. STRENGTH	TEAM	ADJ.	CONF.	ADJ CONF.
Average RPI	Loss:	105	RECORD	PCT. RANK	GAMES	SCHEDULE	OF SCHEDULE	RPI	RPI	RPI	RPI
DIV. I ONLY		6- 8		207	4-6	129	141	181	181	17	17
DIV. I NON-CONF.		5- 7		206	1- 0	67	168	153	153	18	18
<hr/>											
TOTALS	RPI 1-25		RPI 26-50		W-L RECORDS	RPI 51-100		RPI 101-150		RPI 150+	
6- 8	0- 1		0- 0		OVERALL	0- 5		1- 0		5- 2	
3- 4	0- 0		0- 0		HOME	0- 3		1- 0		2- 1	
3- 4	0- 1		0- 0		AWAY	0- 2		0- 0		3- 1	
0- 0	0- 0		0- 0		NEUTRAL	0- 0		0- 0		0- 0	
5- 7	0- 1		0- 0		NON-CONFERENCE	0- 5		1- 0		4- 1	
3- 3	0- 0		0- 0		HOME	0- 3		1- 0		2- 0	
2- 4	0- 1		0- 0		AWAY	0- 2		0- 0		2- 1	
0- 0	0- 0		0- 0		NEUTRAL	0- 0		0- 0		0- 0	
1- 1	0- 0		0- 0		CONFERENCE	0- 0		0- 0		1- 1	
0- 1	0- 0		0- 0		HOME	0- 0		0- 0		0- 1	
1- 0	0- 0		0- 0		AWAY	0- 0		0- 0		1- 0	
0- 0	0- 0		0- 0		NEUTRAL	0- 0		0- 0		0- 0	

RPI	S	Opponent	Score	RPI	S	Opponent	Score	RPI	S	Opponent	Score	RPI	S	Opponent	Score	Team's RPI: 181
20	A	Kentucky	52 75					64	H	Harvard	47 80	107	H	Providence	72 65	
								67	A	Clemson	67 80	171	H	North Dakota	77 63	
								75	A	Minnesota	71 91	198	H	George Washington	59 64	
								88	H	Boston College	64 88	231	A	Holy Cross	65 73	
								93	H	Hartford	51 65	242	H	Brown	72 67	
												276	A	Richmond	66 60	
												298	A	Robert Morris	46 41	
												308	A	Vermont	61 58	
<hr/>																
LAST 12 Division I GAMES:																
242	H	Brown	72 67	93	H	Hartford	51 65									
198	H	George Washington	59 64	67	A	Clemson	67 80									
276	A	Richmond	66 60	20	A	Kentucky	52 75									
64	H	Harvard	47 80	107	H	Providence	72 65									
75	A	Minnesota	71 91	171	H	North Dakota	77 63									
308	A	Vermont	61 58	231	A	Holy Cross	65 73									

Non-Div I Games:

Rhode Island

Average RPI Win:	235	WON-LOST	WINNING	LAST 10	STRENGTH OF	OPP. STRENGTH	TEAM	ADJ.	CONF.	ADJ CONF.
Average RPI Loss:	41	RECORD	PCT. RANK	GAMES	SCHEDULE	OF SCHEDULE	RPI	RPI	RPI	RPI
DIV. I ONLY	12- 3	37	9-1	322	68	120	120	16	16	
DIV. I NON-CONF.	9- 3	62	0- 0	325	53	135	135	19	19	

TOTALS	RPI 1-25	RPI 26-50	W-L RECORDS	RPI 51-100	RPI 101-150	RPI 150+				
12- 3	0- 0	0- 3	OVERALL	0- 0	0- 0	12- 0				
6- 0	0- 0	0- 0	HOME	0- 0	0- 0	6- 0				
5- 2	0- 0	0- 2	AWAY	0- 0	0- 0	5- 0				
1- 1	0- 0	0- 1	NEUTRAL	0- 0	0- 0	1- 0				
9- 3	0- 0	0- 3	NON-CONFERENCE	0- 0	0- 0	9- 0				
5- 0	0- 0	0- 0	HOME	0- 0	0- 0	5- 0				
3- 2	0- 0	0- 2	AWAY	0- 0	0- 0	3- 0				
1- 1	0- 0	0- 1	NEUTRAL	0- 0	0- 0	1- 0				
3- 0	0- 0	0- 0	CONFERENCE	0- 0	0- 0	3- 0				
1- 0	0- 0	0- 0	HOME	0- 0	0- 0	1- 0				
2- 0	0- 0	0- 0	AWAY	0- 0	0- 0	2- 0				
0- 0	0- 0	0- 0	NEUTRAL	0- 0	0- 0	0- 0				

RPI 1-25				RPI 26-50				RPI 51-100				RPI 101+ Team's RPI: 120			
RPI	S	Opponent	Score	RPI	S	Opponent	Score	RPI	S	Opponent	Score	RPI	S	Opponent	Score
				31	A	UCLA	50 59					153	A	Louisiana Tech	61 51
				44	A	Texas A&M	54 65					161	A	Little Rock	79 65
				49	N	North Carolina	50 71					166	A	Prairie View	68 58
												191	H	Georgia St.	66 49
												204	N	Coastal Caro.	56 52
												236	H	SMU	66 52
												241	A	Southern Miss.	58 47
												260	H	Texas Southern	76 71
												275	H	New Orleans	67 56
												290	A	Incarnate Word	74 63
												299	H	UTSA	85 54
												340	H	McNeese	93 65
LAST 12 Division I GAMES:															
				299	H	UTSA	85 54	49	N	North Carolina	50 71				
				153	A	Louisiana Tech	61 51	236	H	SMU	66 52				
				241	A	Southern Miss.	58 47	166	A	Prairie View	68 58				
				290	A	Incarnate Word	74 63	275	H	New Orleans	67 56				
				204	N	Coastal Caro.	56 52	340	H	McNeese	93 65				
				260	H	Texas Southern	76 71	191	H	Georgia St.	66 49				

Non-Div I Games:

Rice

R
i
c
h
m
o
n
d

Richmond				Through Games Of Jan. 11, 2019							
Average RPI	Win:	248	WON-LOST	WINNING	LAST 10	STRENGTH OF	OPP. STRENGTH	TEAM	ADJ.	CONF.	ADJ CONF.
Average RPI	Loss:	131	RECORD	PCT. RANK	GAMES	SCHEDULE	OF SCHEDULE	RPI	RPI	RPI	RPI
DIV. I ONLY		3- 12		301	2-8	132	174	276	276	17	17
DIV. I NON-CONF.		3- 10		278	0- 0	140	167	275	275	18	18

TOTALS	RPI 1-25		RPI 26-50		W-L RECORDS	RPI 51-100		RPI 101-150		RPI 150+	
3- 12	0- 1		0- 0		OVERALL	0- 4		0- 3		3- 4	
3- 5	0- 0		0- 0		HOME	0- 2		0- 0		3- 3	
0- 6	0- 1		0- 0		AWAY	0- 1		0- 3		0- 1	
0- 1	0- 0		0- 0		NEUTRAL	0- 1		0- 0		0- 0	
3- 10	0- 1		0- 0		NON-CONFERENCE	0- 4		0- 2		3- 3	
3- 4	0- 0		0- 0		HOME	0- 2		0- 0		3- 2	
0- 5	0- 1		0- 0		AWAY	0- 1		0- 2		0- 1	
0- 1	0- 0		0- 0		NEUTRAL	0- 1		0- 0		0- 0	
0- 2	0- 0		0- 0		CONFERENCE	0- 0		0- 1		0- 1	
0- 1	0- 0		0- 0		HOME	0- 0		0- 0		0- 1	
0- 1	0- 0		0- 0		AWAY	0- 0		0- 1		0- 0	
0- 0	0- 0		0- 0		NEUTRAL	0- 0		0- 0		0- 0	

RPI 1-25				RPI 26-50				RPI 51-100				RPI 101+ Team's RPI: 276			
RPI	S	Opponent	Score	RPI	S	Opponent	Score	RPI	S	Opponent	Score	RPI	S	Opponent	Score
22	A	UCF	48 70					60	H	Ohio	58 109	106	A	Wake Forest	48 62
								66	A	Qui nni pi ac	48 65	115	A	Fordham	48 60
								76	N	Vi rgi ni a Tech	57 85	128	A	William & Mary	55 65
								95	H	Georgetown	53 73	164	H	Drexel	35 58
												181	H	Rhode Island	60 66
												203	H	UMES	57 55
												218	H	Howard	67 60
												279	A	Fla. Atlantic	55 69
												279	H	Fairfield	40 58
												322	H	UNC Greensboro	59 48

LAST 12 Division I GAMES:															
115	A	Fordham	48 60	66	A	Qui nni pi ac	48 65								
181	H	Rhode Island	60 66	218	H	Howard	67 60								
322	H	UNC Greensboro	59 48	128	A	William & Mary	55 65								
164	H	Drexel	35 58	76	N	Vi rgi ni a Tech	57 85								
60	H	Ohio	58 109	22	A	UCF	48 70								
203	H	UMES	57 55	279	A	Fla. Atlantic	55 69								

R
i
c
h
m
o
n
d

Non-Div I Games:

Ri chmond

R
i
d
e
rR
i
d
e
r

Ri der

Average RPI Win:	289	WON-LOST	WINNING	LAST 10	STRENGTH OF	OPP. STRENGTH	TEAM	ADJ.	CONF.	ADJ CONF.
Average RPI Loss:	129	RECORD	PCT. RANK	GAMES	SCHEDULE	OF SCHEDULE	RPI	RPI	RPI	RPI
DIV. I ONLY	4- 8	247	4-6	254	212	298	298	31	31	
DIV. I NON-CONF.	2- 8	293	0- 1	205	160	310	310	31	31	

TOTALS	RPI 1-25	RPI 26-50	W-L RECORDS	RPI 51-100	RPI 101-150	RPI 150+				
4- 8	0- 1	0- 0	OVERALL	0- 3	0- 1	4- 3				
4- 3	0- 0	0- 0	HOME	0- 2	0- 0	4- 1				
0- 4	0- 1	0- 0	AWAY	0- 1	0- 1	0- 1				
0- 1	0- 0	0- 0	NEUTRAL	0- 0	0- 0	0- 1				
2- 8	0- 1	0- 0	NON-CONFERENCE	0- 3	0- 1	2- 3				
2- 3	0- 0	0- 0	HOME	0- 2	0- 0	2- 1				
0- 4	0- 1	0- 0	AWAY	0- 1	0- 1	0- 1				
0- 1	0- 0	0- 0	NEUTRAL	0- 0	0- 0	0- 1				
2- 0	0- 0	0- 0	CONFERENCE	0- 0	0- 0	2- 0				
2- 0	0- 0	0- 0	HOME	0- 0	0- 0	2- 0				
0- 0	0- 0	0- 0	AWAY	0- 0	0- 0	0- 0				
0- 0	0- 0	0- 0	NEUTRAL	0- 0	0- 0	0- 0				

RPI 1-25				RPI 26-50				RPI 51-100				RPI 101+ Team's RPI: 298			
RPI	S	Opponent	Score	RPI	S	Opponent	Score	RPI	S	Opponent	Score	RPI	S	Opponent	Score
14	A	Iowa	63 92					71	H	James Madison	36 59	126	A	Youngstown St.	59 69
								96	H	Kent St.	46 54	181	H	Rhode Island	41 46
								100	A	Loyola Marymount	53 61	202	H	Mt. St. Mary's	70 58
												208	A	Bowling Green	60 61
												236	N	SMU	55 60
												257	H	La Salle	67 39
												347	H	Delaware St.	64 63
												349	H	Fairleigh Dickinson	71 49
LAST 12 Division I GAMES:															
100	A	Loyola Marymount	53 61	96	H	Kent St.	46 54	14	A	Iowa	63 92	236	N	SMU	55 60
349	H	Fairleigh Dickinson	71 49	71	A	Iowa	63 92	208	A	Bowling Green	60 61	181	H	Rhode Island	41 46
202	H	Mt. St. Mary's	70 58	236	N	SMU	55 60	257	H	La Salle	67 39				
71	H	James Madison	36 59												
347	H	Delaware St.	64 63												
126	A	Youngstown St.	59 69												

Non-Div I Games: Pitt.-Johnstown 73 53

Robert Morris

Average RPI Win: 158

Average RPI Loss: 33

WON-LOST
RECORDWINNING
PCT. RANKLAST 10
GAMESSTRENGTH OF
SCHEDULEOPP. STRENGTH
OF SCHEDULETEAM
RPIADJ.
RPICONF.
RPIADJ CONF.
RPIDIV. I ONLY
DIV. I NON-CONF.

12- 3

37

8-2

35

72

19

19

4

4

8- 3

72

1- 1

86

110

54

54

4

4

TOTALS

RPI 1-25

RPI 26-50

W-L RECORDS

RPI 51-100

RPI 101-150

RPI 150+

12- 3

0- 2

2- 0

OVERALL

3- 1

2- 0

5- 0

8- 0

0- 0

1- 0

HOME

2- 0

1- 0

4- 0

3- 1

0- 0

1- 0

AWAY

1- 1

1- 0

0- 0

1- 2

0- 2

0- 0

NEUTRAL

0- 0

0- 0

1- 0

8- 3

0- 2

1- 0

NON-CONFERENCE

1- 1

1- 0

5- 0

6- 0

0- 0

1- 0

HOME

0- 0

1- 0

4- 0

1- 1

0- 0

0- 0

AWAY

1- 1

0- 0

0- 0

1- 2

0- 2

0- 0

NEUTRAL

0- 0

0- 0

1- 0

4- 0

0- 0

1- 0

CONFERENCE

2- 0

1- 0

0- 0

2- 0

0- 0

0- 0

HOME

2- 0

0- 0

0- 0

2- 0

0- 0

1- 0

AWAY

0- 0

1- 0

0- 0

0- 0

0- 0

0- 0

NEUTRAL

0- 0

0- 0

0- 0

RPI 1-25 Team's RPI: 19

RPI 26-50

RPI 51-100

RPI 101+

RPI	S	Opponent	Score
10	N	Gonzaga	40 57
12	N	Drake	59 69

RPI	S	Opponent	Score
28	A	Maryland	73 65
50	H	LSU	57 43

RPI	S	Opponent	Score
64	A	Harvard	60 49
76	A	Virginia Tech	51 67
80	H	Northwestern	45 41
86	H	Penn St.	74 61

RPI	S	Opponent	Score
138	H	Stony Brook	61 47
143	A	Illinois	71 60
219	H	Saint Francis (PA)	96 52
242	H	Brown	73 52
268	N	ETSU	68 44
274	H	Central Conn. St.	73 44
300	H	Albany (NY)	65 39

LAST 12 Division I GAMES:

268	N	ETSU	68	44	28	A	Maryland	73	65
10	N	Gonzaga	40	57	80	H	Northwestern	45	41
143	A	Illinois	71	60	50	H	LSU	57	43
86	H	Penn St.	74	61	64	A	Harvard	60	49
242	H	Brown	73	52	76	A	Virginia Tech	51	67
300	H	Albany (NY)	65	39	12	N	Drake	59	69

R
u
t
g
e
r
sR
u
t
g
e
r
s

Non-Div I Games:

Rutgers

Average RPI Win:	201	WON-LOST	WINNING	LAST 10	STRENGTH OF	OPP. STRENGTH	TEAM	ADJ.	CONF.	ADJ CONF.
Average RPI Loss:	78	RECORD	PCT. RANK	GAMES	SCHEDULE	OF SCHEDULE	RPI	RPI	RPI	RPI
DIV. I ONLY	8- 3	66	8-2	96	239	56	56	25	25	
DIV. I NON-CONF.	6- 3	91	0- 1	97	215	67	67	22	22	
<hr/>										
TOTALS	RPI 1-25	RPI 26-50	W-L RECORDS	RPI 51-100	RPI 101-150	RPI 150+				
8- 3	0- 0	0- 1	OVERALL	0- 1	3- 1	5- 0				
6- 0	0- 0	0- 0	HOME	0- 0	3- 0	3- 0				
1- 3	0- 0	0- 1	AWAY	0- 1	0- 1	1- 0				
1- 0	0- 0	0- 0	NEUTRAL	0- 0	0- 0	1- 0				
6- 3	0- 0	0- 1	NON-CONFERENCE	0- 1	3- 1	3- 0				
5- 0	0- 0	0- 0	HOME	0- 0	3- 0	2- 0				
0- 3	0- 0	0- 1	AWAY	0- 1	0- 1	0- 0				
1- 0	0- 0	0- 0	NEUTRAL	0- 0	0- 0	1- 0				
2- 0	0- 0	0- 0	CONFERENCE	0- 0	0- 0	2- 0				
1- 0	0- 0	0- 0	HOME	0- 0	0- 0	1- 0				
1- 0	0- 0	0- 0	AWAY	0- 0	0- 0	1- 0				
0- 0	0- 0	0- 0	NEUTRAL	0- 0	0- 0	0- 0				

S
F
A

RPI 1-25				RPI 26-50				RPI 51-100				Team's RPI : 56				RPI 101+			
RPI	S	Opponent	Score	RPI	S	Opponent	Score	RPI	S	Opponent	Score	RPI	S	Opponent	Score	RPI	S	Opponent	Score
36	A	Miami (FL)	60 81					55	A	New Mexico	33 74	109	H	Yale	67 57	136	H	Montana St.	60 53
												144	A	Texas Tech	69 77	148	H	Tulsa	76 34
												174	H	Nicholls St.	70 62	213	N	Hampton	70 68
												234	A	Southeastern La.	62 51	260	H	Texas Southern	74 55
												332	H	Morgan St.	69 42				
LAST 12 Division I GAMES:																			
55	A	New Mexico	33 74	260	H	Texas Southern	74 55	136	H	Montana St.	60 53	144	A	Texas Tech	69 77	148	H	Tulsa	76 34
109	H	Yale	67 57	332	H	Morgan St.	69 42	36	A	Miami (FL)	60 81								
174	H	Nicholls St.	70 62																
234	A	Southeastern La.	62 51																
213	N	Hampton	70 68																

S
F
A

Non-Div I Games: Wiley 97 38 Cameron 86 59 Our Lady of the Lake 77

SFA

SIUE		Average RPI	WON-LOST RECORD	WINNING PCT. RANK	LAST 10 GAMES	STRENGTH OF SCHEDULE	OPP. STRENGTH OF SCHEDULE	TEAM RPI	ADJ. RPI	CONF. RPI	ADJ CONF. RPI
Average RPI Win: 285											
Average RPI Loss: 154											
DIV. I ONLY	5- 8	228	3-7	298	241	225	225	21	21		
DIV. I NON-CONF.	4- 6	212	0- 0	312	241	245	245	20	20		

TOTALS	RPI 1-25	RPI 26-50	W-L RECORDS	RPI 51-100	RPI 101-150	RPI 150+					
5- 8	0- 0	0- 1	OVERALL	0- 0	0- 3	5- 4					
1- 1	0- 0	0- 0	HOME	0- 0	0- 0	1- 1					
4- 6	0- 0	0- 1	AWAY	0- 0	0- 2	4- 3					
0- 1	0- 0	0- 0	NEUTRAL	0- 0	0- 1	0- 0					
4- 6	0- 0	0- 1	NON-CONFERENCE	0- 0	0- 2	4- 3					
1- 0	0- 0	0- 0	HOME	0- 0	0- 0	1- 0					
3- 5	0- 0	0- 1	AWAY	0- 0	0- 1	3- 3					
0- 1	0- 0	0- 0	NEUTRAL	0- 0	0- 1	0- 0					
1- 2	0- 0	0- 0	CONFERENCE	0- 0	0- 1	1- 1					
0- 1	0- 0	0- 0	HOME	0- 0	0- 0	0- 1					
1- 1	0- 0	0- 0	AWAY	0- 0	0- 1	1- 0					
0- 0	0- 0	0- 0	NEUTRAL	0- 0	0- 0	0- 0					

RPI 1-25				RPI 26-50				RPI 51-100				RPI 101+ Team's RPI: 225			
RPI	S	Opponent	Score	RPI	S	Opponent	Score	RPI	S	Opponent	Score	RPI	S	Opponent	Score
				26	A	Missouri	36 59					119	A	Tennessee Tech	55 79
												141	N	Missouri St.	65 68
												143	A	Illinois	57 74
												175	A	UMKC	75 80
												184	H	Illinois St.	68 61
												193	A	Saint Louis	56 63
												199	H	Southeast Mo. St.	52 62
												216	A	Eastern Ill.	65 56
												233	A	Loyola Chicago	43 56
												339	A	Chicago St.	82 66
												342	A	Purdue Fort Wayne	57 49
												343	A	Evansville	54 45
LAST 12 Division I GAMES:															
				119	A	Tennessee Tech	55 79	339	A	Chicago St.	82 66				
				216	A	Eastern Ill.	65 56	233	A	Loyola Chicago	43 56				
				199	H	Southeast Mo. St.	52 62	193	A	Saint Louis	56 63				
				141	N	Missouri St.	65 68	342	A	Purdue Fort Wayne	57 49				
				175	A	UMKC	75 80	26	A	Missouri	36 59				
				143	A	Illinois	57 74	343	A	Evansville	54 45				

Non-Div I Games: McKendree 64 63

SIUE

■ Loss,
 ■ Non-Conf,
 ■ S Site,
 ■ Home
 ■ A Away
 N Neutral

SMU				Through Games Of Jan. 11, 2019							
Average RPI Win:		253	WON-LOST RECORD	WINNING PCT. RANK	LAST 10 GAMES	STRENGTH OF SCHEDULE	OPP. STRENGTH OF SCHEDULE	TEAM RPI	ADJ. RPI	CONF. RPI	ADJ CONF. RPI
Average RPI Loss:		125									
DIV. I ONLY		6- 9	222	4-6	159	246	236	236	9	9	
DIV. I NON-CONF.		6- 7	172	1- 0	157	281	228	228	9	9	

TOTALS		RPI 1-25	RPI 26-50		W-L RECORDS		RPI 51-100	RPI 101-150	RPI 150+		
6- 9		0- 0	0- 0		OVERALL		0- 2	0- 6	6- 1		
4- 5		0- 0	0- 0		HOME		0- 0	0- 4	4- 1		
0- 4		0- 0	0- 0		AWAY		0- 2	0- 2	0- 0		
2- 0		0- 0	0- 0		NEUTRAL		0- 0	0- 0	2- 0		
6- 7		0- 0	0- 0		NON-CONFERENCE		0- 2	0- 4	6- 1		
4- 4		0- 0	0- 0		HOME		0- 0	0- 3	4- 1		
0- 3		0- 0	0- 0		AWAY		0- 2	0- 1	0- 0		
2- 0		0- 0	0- 0		NEUTRAL		0- 0	0- 0	2- 0		
0- 2		0- 0	0- 0		CONFERENCE		0- 0	0- 2	0- 0		
0- 1		0- 0	0- 0		HOME		0- 0	0- 1	0- 0		
0- 1		0- 0	0- 0		AWAY		0- 0	0- 1	0- 0		
0- 0		0- 0	0- 0		NEUTRAL		0- 0	0- 0	0- 0		

RPI 1-25				RPI 26-50				RPI 51-100				RPI 101+ Team's RPI: 236			
RPI	S	Opponent	Score	RPI	S	Opponent	Score	RPI	S	Opponent	Score	RPI	S	Opponent	Score
								58	A	Northern Colo.	57	58			
								83	A	TCU	63	65			

LAST 12 Division I GAMES:															
207	N	Northern Ariz.	55	48	120	A	Rice	52	66						
111	H	Houston	61	72	58	A	Northern Colo.	57	58						
134	A	Cincinnati	57	69	172	H	North Texas	73	66						
135	H	UT Arlington	41	66	298	N	Robert Morris	60	55						
137	H	Oklahoma	61	77	234	H	Southeastern La.	62	63						
283	H	CSU Bakersfield	49	43	83	A	TCU	63	65						

Non-Div I Games:

SMU

Average RPI Win:	215	WON-LOST	WINNING	LAST 10	STRENGTH OF	OPP. STRENGTH	TEAM	ADJ.	CONF.	ADJ CONF.
Average RPI Loss:	126	RECORD	PCT. RANK	GAMES	SCHEDULE	OF SCHEDULE	RPI	RPI	RPI	RPI
DIV. I ONLY	3- 7	264	3-7	122	207	243	243	14	14	
DIV. I NON-CONF.	3- 4	199	1- 0	137	266	212	212	10	10	

TOTALS	RPI 1-25	RPI 26-50	W-L RECORDS	RPI 51-100	RPI 101-150	RPI 150+				
3- 7	0- 0	0- 0	OVERALL	0- 2	1- 3	2- 2				
1- 4	0- 0	0- 0	HOME	0- 0	0- 3	1- 1				
0- 2	0- 0	0- 0	AWAY	0- 2	0- 0	0- 0				
2- 1	0- 0	0- 0	NEUTRAL	0- 0	1- 0	1- 1				
3- 4	0- 0	0- 0	NON-CONFERENCE	0- 1	1- 1	2- 2				
1- 2	0- 0	0- 0	HOME	0- 0	0- 1	1- 1				
0- 1	0- 0	0- 0	AWAY	0- 1	0- 0	0- 0				
2- 1	0- 0	0- 0	NEUTRAL	0- 0	1- 0	1- 1				
0- 3	0- 0	0- 0	CONFERENCE	0- 1	0- 2	0- 0				
0- 2	0- 0	0- 0	HOME	0- 0	0- 2	0- 0				
0- 1	0- 0	0- 0	AWAY	0- 1	0- 0	0- 0				
0- 0	0- 0	0- 0	NEUTRAL	0- 0	0- 0	0- 0				

RPI 1-25				RPI 26-50				RPI 51-100				RPI 101+ Team's RPI: 243			
RPI	S	Opponent	Score	RPI	S	Opponent	Score	RPI	S	Opponent	Score	RPI	S	Opponent	Score
								55	A	New Mexico	53 85	104	H	UC Davis	60 109
								58	A	Northern Colo.	69 82	121	H	Montana	86 88
												136	H	Montana St.	53 69
												143	N	Illinois	109 107
												170	N	Pepperdine	97 113
												213	N	Hampton	65 61
												240	H	San Francisco	75 86
												288	H	Cal Poly	88 85
LAST 12 Division I GAMES:															
				213	N	Hampton	65 61	240	H	San Francisco	75 86				
				136	H	Montana St.	53 69	143	N	Illinois	109 107				
				121	H	Montana	86 88	170	N	Pepperdine	97 113				
				58	A	Northern Colo.	69 82	288	H	Cal Poly	88 85				
				55	A	New Mexico	53 85								
				104	H	UC Davis	60 109								

Non-Div I Games: Antelope Valley 86 80

Sacramento St.

Average RPI Win:	295	WON-LOST	WINNING	LAST 10	STRENGTH OF	OPP. STRENGTH	TEAM	ADJ.	CONF.	ADJ CONF.
Average RPI Loss:	157	RECORD	PCT. RANK	GAMES	SCHEDULE	OF SCHEDULE	RPI	RPI	RPI	RPI
DIV. I ONLY	6- 7	189	4-6	264	310	230	230	31	31	
DIV. I NON-CONF.	4- 7	228	0- 0	184	290	217	217	31	31	

TOTALS	RPI 1-25	RPI 26-50	W-L RECORDS	RPI 51-100	RPI 101-150	RPI 150+				
6- 7	0- 1	0- 0	OVERALL	0- 0	0- 3	6- 3				
3- 3	0- 0	0- 0	HOME	0- 0	0- 1	3- 2				
3- 4	0- 1	0- 0	AWAY	0- 0	0- 2	3- 1				
0- 0	0- 0	0- 0	NEUTRAL	0- 0	0- 0	0- 0				
4- 7	0- 1	0- 0	NON-CONFERENCE	0- 0	0- 3	4- 3				
1- 3	0- 0	0- 0	HOME	0- 0	0- 1	1- 2				
3- 4	0- 1	0- 0	AWAY	0- 0	0- 2	3- 1				
0- 0	0- 0	0- 0	NEUTRAL	0- 0	0- 0	0- 0				
2- 0	0- 0	0- 0	CONFERENCE	0- 0	0- 0	2- 0				
2- 0	0- 0	0- 0	HOME	0- 0	0- 0	2- 0				
0- 0	0- 0	0- 0	AWAY	0- 0	0- 0	0- 0				
0- 0	0- 0	0- 0	NEUTRAL	0- 0	0- 0	0- 0				

RPI 1-25				RPI 26-50				RPI 51-100				RPI 101+ Team's RPI: 230			
RPI	S	Opponent	Score	RPI	S	Opponent	Score	RPI	S	Opponent	Score	RPI	S	Opponent	Score
20	A	Kentucky	43 71									107	A	Provi dence	52 62
												113	A	Lehi gh	66 70
												138	H	Stony Brook	58 73
												187	A	Massachusetts	61 78
												227	A	Hofstra	70 64
												250	H	Monmouth	50 55
												269	H	Siena	72 50
												274	H	Central Conn. St.	66 61
												286	H	Saint Joseph's	44 61
												307	A	New Hampshi re	71 60
												341	A	Manhattan	74 46
												350	H	LIU Brookl yn	75 53
LAST 12 Division I GAMES:															
20	A	Kentucky	43 71	350	H	LIU Brookl yn	75 53								
286	H	Saint Joseph's	44 61	274	H	Central Conn. St.	66 61								
341	A	Manhattan	74 46	250	H	Monmouth	50 55								
113	A	Lehigh	66 70	107	A	Provi dence	52 62								
138	H	Stony Brook	58 73	307	A	New Hampshi re	71 60								
227	A	Hofstra	70 64	269	H	Siena	72 50								

Non-Div I Games:

Sacred Heart

Average RPI Win:	272	WON-LOST	WINNING	LAST 10	STRENGTH OF	OPP. STRENGTH	TEAM	ADJ.	CONF.	ADJ CONF.
Average RPI Loss:	100	RECORD	PCT. RANK	GAMES	SCHEDULE	OF SCHEDULE	RPI	RPI	RPI	RPI
DIV. I ONLY	4- 9	254	4-6	136	182	219	219	31	31	
DIV. I NON-CONF.	2- 9	297	0- 1	82	111	227	227	31	31	

TOTALS	RPI 1-25	RPI 26-50	W-L RECORDS	RPI 51-100	RPI 101-150	RPI 150+				
4- 9	0- 2	0- 1	OVERALL	0- 2	0- 3	4- 1				
3- 2	0- 0	0- 0	HOME	0- 1	0- 1	3- 0				
1- 5	0- 2	0- 0	AWAY	0- 1	0- 1	1- 1				
0- 2	0- 0	0- 1	NEUTRAL	0- 0	0- 1	0- 0				
2- 9	0- 2	0- 1	NON-CONFERENCE	0- 2	0- 3	2- 1				
1- 2	0- 0	0- 0	HOME	0- 1	0- 1	1- 0				
1- 5	0- 2	0- 0	AWAY	0- 1	0- 1	1- 1				
0- 2	0- 0	0- 1	NEUTRAL	0- 0	0- 1	0- 0				
2- 0	0- 0	0- 0	CONFERENCE	0- 0	0- 0	2- 0				
2- 0	0- 0	0- 0	HOME	0- 0	0- 0	2- 0				
0- 0	0- 0	0- 0	AWAY	0- 0	0- 0	0- 0				
0- 0	0- 0	0- 0	NEUTRAL	0- 0	0- 0	0- 0				

RPI 1-25				RPI 26-50				RPI 51-100				RPI 101+				Team's RPI: 219
RPI	S	Opponent	Score	RPI	S	Opponent	Score	RPI	S	Opponent	Score	RPI	S	Opponent	Score	
8	A	Baylor	58 116	40	N	Boise St.	64 78	79	A	Pittsburgh	75 78	121	N	Montana	77 79	
19	A	Rutgers	52 96					92	H	FGCU	69 83	126	A	Youngstown St.	56 80	
												147	H	Duquesne	73 93	
												190	H	Morehead St.	89 83	
												202	H	Mt. St. Mary's	68 66	
												271	A	Liberty	53 82	
												345	A	Longwood	91 88	
												349	H	Fairleigh Dickinson	75 64	

LAST 12 Division I GAMES:																
349	H	Fairleigh Dickinson	75 64	121	N	Montana	77 79	202	H	Mt. St. Mary's	68 66	345	A	Longwood	91 88	
79	A	Pittsburgh	75 78									147	H	Duquesne	73 93	
190	H	Morehead St.	89 83									271	A	Liberty	53 82	
40	N	Boise St.	64 78					8	A	Baylor	58 116					
126	A	Youngstown St.	56 80													
92	H	FGCU	69 83													

Non-Div I Games: Seton Hill 86 74

Saint Francis (PA)

Average RPI Win:	262	WON-LOST	WINNING	LAST 10	STRENGTH OF	OPP. STRENGTH	TEAM	ADJ.	CONF.	ADJ CONF.
Average RPI Loss:	154	RECORD	PCT. RANK	GAMES	SCHEDULE	OF SCHEDULE	RPI	RPI	RPI	RPI
DIV. I ONLY	4- 11	277	3-7	206	242	286	286	17	17	
DIV. I NON-CONF.	4- 9	253	1- 0	214	233	279	279	18	18	

TOTALS	RPI 1-25	RPI 26-50	W-L RECORDS	RPI 51-100	RPI 101-150	RPI 150+				
4- 11	0- 0	0- 2	OVERALL	0- 2	0- 0	4- 7				
3- 6	0- 0	0- 2	HOME	0- 1	0- 0	3- 3				
1- 5	0- 0	0- 0	AWAY	0- 1	0- 0	1- 4				
0- 0	0- 0	0- 0	NEUTRAL	0- 0	0- 0	0- 0				
4- 9	0- 0	0- 2	NON-CONFERENCE	0- 2	0- 0	4- 5				
3- 5	0- 0	0- 2	HOME	0- 1	0- 0	3- 2				
1- 4	0- 0	0- 0	AWAY	0- 1	0- 0	1- 3				
0- 0	0- 0	0- 0	NEUTRAL	0- 0	0- 0	0- 0				
0- 2	0- 0	0- 0	CONFERENCE	0- 0	0- 0	0- 2				
0- 1	0- 0	0- 0	HOME	0- 0	0- 0	0- 1				
0- 1	0- 0	0- 0	AWAY	0- 0	0- 0	0- 1				
0- 0	0- 0	0- 0	NEUTRAL	0- 0	0- 0	0- 0				

RPI 1-25				RPI 26-50				RPI 51-100				RPI 101+				Team's RPI: 286	
RPI	S	Opponent	Score	RPI	S	Opponent	Score	RPI	S	Opponent	Score	RPI	S	Opponent	Score		
				37	H	Auburn	70 81	73	A	Penn	45 65	164	A	Drexel	34 51		
				43	H	Villanova	35 47	87	H	Towson	52 73	168	A	VCU	40 59		
												193	H	Saint Louis	49 62		
												200	A	Delaware	39 48		
												230	A	Sacred Heart	61 44		
												237	H	Rider	54 56		
												238	A	Navy	48 49		
												245	H	Niagara	68 54		
												255	H	Temple	52 58		
												259	H	Columbia	68 61		
												313	H	Loyola Maryland	49 46		
LAST 12 Division I GAMES:																	
				168	A	VCU	40 59	313	H	Loyola Maryland	49 46						
				238	A	Navy	48 49	193	H	Saint Louis	49 62						
				200	A	Delaware	39 48	43	H	Villanova	35 47						
				230	A	Sacred Heart	61 44	259	H	Columbia	68 61						
				87	H	Towson	52 73	237	H	Rider	54 56						
				37	H	Auburn	70 81	245	H	Niagara	68 54						

Non-Div I Games:

Saint Joseph's

Average RPI Win:	232	WON-LOST	WINNING	LAST 10	STRENGTH OF	OPP. STRENGTH	TEAM	ADJ.	CONF.	ADJ CONF.
Average RPI Loss:	116	RECORD	PCT. RANK	GAMES	SCHEDULE	OF SCHEDULE	RPI	RPI	RPI	RPI
DIV. I ONLY	6- 9	222	5-5	192	81	193	193	17	17	
DIV. I NON-CONF.	5- 8	224	1- 0	165	65	204	204	18	18	

TOTALS	RPI 1-25	RPI 26-50	W-L RECORDS	RPI 51-100	RPI 101-150	RPI 150+				
6- 9	0- 1	0- 1	OVERALL	0- 0	2- 5	4- 2				
2- 4	0- 1	0- 1	HOME	0- 0	1- 2	1- 0				
4- 3	0- 0	0- 0	AWAY	0- 0	1- 1	3- 2				
0- 2	0- 0	0- 0	NEUTRAL	0- 0	0- 2	0- 0				
5- 8	0- 1	0- 1	NON-CONFERENCE	0- 0	2- 5	3- 1				
2- 4	0- 1	0- 1	HOME	0- 0	1- 2	1- 0				
3- 2	0- 0	0- 0	AWAY	0- 0	1- 1	2- 1				
0- 2	0- 0	0- 0	NEUTRAL	0- 0	0- 2	0- 0				
1- 1	0- 0	0- 0	CONFERENCE	0- 0	0- 0	1- 1				
0- 0	0- 0	0- 0	HOME	0- 0	0- 0	0- 0				
1- 1	0- 0	0- 0	AWAY	0- 0	0- 0	1- 1				
0- 0	0- 0	0- 0	NEUTRAL	0- 0	0- 0	0- 0				

RPI 1-25				RPI 26-50				RPI 51-100				RPI 101+ Team's RPI: 193			
RPI	S	Opponent	Score	RPI	S	Opponent	Score	RPI	S	Opponent	Score	RPI	S	Opponent	Score
7	H	UConn	42 98	26	H	Missouri	62 74					109	N	Yale	52 58
												123	A	Virginia	67 65
												123	H	Indiana St.	56 60
												123	N	Chattanooga	61 71
												134	H	Cincinnati	50 51
												148	A	Tulsa	75 86
												150	H	Southern Ill.	62 58
												184	A	Illinois St.	67 72
												187	A	Massachusetts	66 70
												225	H	SIUE	63 56
												279	A	Fla. Atlantic	93 61
												286	A	Saint Joseph's	62 49
												286	A	Saint Joseph's	62 49
												326	A	Eastern Ky.	70 43

LAST 12 Division I GAMES:															
187	A	Massachusetts	66 70	279	A	Fla. Atlantic	93 61								
109	N	Yale	52 58	286	A	Saint Joseph's	62 49								
184	A	Illinois St.	67 72	150	H	Southern Ill.	62 58								
26	H	Missouri	62 74	123	A	Virginia	67 65								
7	H	UConn	42 98	123	N	Chattanooga	61 71								
225	H	SIUE	63 56	148	A	Tulsa	75 86								

Non-Div I Games:

Saint Louis

Average RPI Win:	164	WON-LOST	WINNING	LAST 10	STRENGTH OF	OPP. STRENGTH	TEAM	ADJ.	CONF.	ADJ CONF.
Average RPI Loss:	43	RECORD	PCT. RANK	GAMES	SCHEDULE	OF SCHEDULE	RPI	RPI	RPI	RPI
DIV. I ONLY	9- 6	115	6-4	44	44	41	41	7	7	
DIV. I NON-CONF.	7- 4	109	1- 0	60	32	51	51	7	7	

TOTALS	RPI 1-25	RPI 26-50	W-L RECORDS	RPI 51-100	RPI 101-150	RPI 150+				
9- 6	0- 3	1- 1	OVERALL	2- 1	1- 1	5- 0				
3- 2	0- 2	1- 0	HOME	0- 0	0- 0	2- 0				
4- 4	0- 1	0- 1	AWAY	1- 1	0- 1	3- 0				
2- 0	0- 0	0- 0	NEUTRAL	1- 0	1- 0	0- 0				
7- 4	0- 2	1- 1	NON-CONFERENCE	2- 0	1- 1	3- 0				
2- 2	0- 2	1- 0	HOME	0- 0	0- 0	1- 0				
3- 2	0- 0	0- 1	AWAY	1- 0	0- 1	2- 0				
2- 0	0- 0	0- 0	NEUTRAL	1- 0	1- 0	0- 0				
2- 2	0- 1	0- 0	CONFERENCE	0- 1	0- 0	2- 0				
1- 0	0- 0	0- 0	HOME	0- 0	0- 0	1- 0				
1- 2	0- 1	0- 0	AWAY	0- 1	0- 0	1- 0				
0- 0	0- 0	0- 0	NEUTRAL	0- 0	0- 0	0- 0				

RPI 1-25				RPI 26-50				RPI 51-100				RPI 101+			
RPI	S	Opponent	Score	RPI	S	Opponent	Score	RPI	S	Opponent	Score	RPI	S	Opponent	Score
5	H	Oregon	55 79	38	H	Wyomi ng	90 84	63	N	Ol d Domi ni on	83 65	104	A	UC Davi s	74 76
10	A	Gonzaga	62 74	46	A	Oregon St.	56 89	68	A	Paci fi c	67 76	122	N	Texas St.	89 62
24	H	Cal i forni a	78 81					99	A	Washi ngton St.	70 64	158	A	Portl and	98 91
												185	H	Mi l waukee	73 71
												228	H	San Di ego	74 60
												288	A	Cal Pol y	69 51
												294	A	UC Santa Barbara	80 55
LAST 12 Di vi si on I GAMES:															
158	A	Portl and	98 91	63	N	Ol d Domi ni on	83 65	228	H	San Di ego	74 60	288	A	Cal Pol y	69 51
10	A	Gonzaga	62 74	294	A	UC Santa Barbara	80 55	5	H	Oregon	55 79				
68	A	Paci fi c	67 76	185	H	Mi l waukee	73 71								
122	N	Texas St.	89 62												
104	A	UC Davi s	74 76												
24	H	Cal i forni a	78 81												

Non-Div I Games:

Saint Mary's (CA)

Saint Peter's

Through Games Of Jan. 11, 2019

Average RPI Win:	333	WON-LOST	WINNING	LAST 10	STRENGTH OF	OPP. STRENGTH	TEAM	ADJ.	CONF.	ADJ CONF.
Average RPI Loss:	184	RECORD	PCT. RANK	GAMES	SCHEDULE	OF SCHEDULE	RPI	RPI	RPI	RPI
DIV. I ONLY	5- 9	241	3-7	296	341	305	305	27	27	
DIV. I NON-CONF.	5- 6	177	0- 0	299	349	277	277	28	28	

TOTALS	RPI 1-25	RPI 26-50	W-L RECORDS	RPI 51-100	RPI 101-150	RPI 150+				
5- 9	0- 0	0- 0	OVERALL	0- 3	0- 1	5- 5				
4- 3	0- 0	0- 0	HOME	0- 0	0- 0	4- 3				
1- 6	0- 0	0- 0	AWAY	0- 3	0- 1	1- 2				
0- 0	0- 0	0- 0	NEUTRAL	0- 0	0- 0	0- 0				
5- 6	0- 0	0- 0	NON-CONFERENCE	0- 2	0- 1	5- 3				
4- 1	0- 0	0- 0	HOME	0- 0	0- 0	4- 1				
1- 5	0- 0	0- 0	AWAY	0- 2	0- 1	1- 2				
0- 0	0- 0	0- 0	NEUTRAL	0- 0	0- 0	0- 0				
0- 3	0- 0	0- 0	CONFERENCE	0- 1	0- 0	0- 2				
0- 2	0- 0	0- 0	HOME	0- 0	0- 0	0- 2				
0- 1	0- 0	0- 0	AWAY	0- 1	0- 0	0- 0				
0- 0	0- 0	0- 0	NEUTRAL	0- 0	0- 0	0- 0				

RPI 1-25				RPI 26-50				RPI 51-100				RPI 101+				Team's RPI: 305
RPI	S	Opponent	Score	RPI	S	Opponent	Score	RPI	S	Opponent	Score	RPI	S	Opponent	Score	
								66	A	Qui nni pi ac	45 90	109	A	Yale	56 72	
								88	A	Boston Col lege	57 89	215	H	Cal St. Fullerton	45 69	
								97	A	Seton Hal l	47 90	245	H	Ni agara	66 75	
												269	H	Si ena	57 84	
												273	A	St. Francis Brookl yn	70 74	
												296	A	UMass Lowell	57 59	
												318	H	Wagner	69 57	
												320	H	NJIT	70 57	
												329	A	Lafayette	62 60	
												349	H	Fai rlei gh Di cki nson	75 58	
												350	H	LIU Brookl yn	86 59	
LAST 12 Di vi si on I GAMES:																
269	H	Si ena	57 84	245	H	Ni agara	66 75									
349	H	Fai rlei gh Di cki nson	75 58	66	A	Qui nni pi ac	45 90									
273	A	St. Francis Brookl yn	70 74	318	H	Wagner	69 57									
215	H	Cal St. Fullerton	45 69	329	A	Lafayette	62 60									
109	A	Yale	56 72	350	H	LIU Brookl yn	86 59									
97	A	Seton Hal l	47 90	88	A	Boston Col lege	57 89									

Non-Di v I Games:

Saint Peter's

Loss,
Non-Conf,
S Site,
H Home
A Away
N Neutral

Average RPI Win:	288	WON-LOST	WINNING	LAST 10	STRENGTH OF	OPP. STRENGTH	TEAM	ADJ.	CONF.	ADJ CONF.
Average RPI Loss:	135	RECORD	PCT. RANK	GAMES	SCHEDULE	OF SCHEDULE	RPI	RPI	RPI	RPI
DIV. I ONLY	3- 6	247	5-5	144	296	206	206	25	25	
DIV. I NON-CONF.	2- 5	264	0- 0	76	245	175	175	22	22	

TOTALS	RPI 1-25	RPI 26-50	W-L RECORDS	RPI 51-100	RPI 101-150	RPI 150+				
3- 6	0- 0	0- 1	OVERALL	0- 1	0- 1	3- 3				
1- 2	0- 0	0- 0	HOME	0- 0	0- 0	1- 2				
2- 3	0- 0	0- 1	AWAY	0- 1	0- 0	2- 1				
0- 1	0- 0	0- 0	NEUTRAL	0- 0	0- 1	0- 0				
2- 5	0- 0	0- 1	NON-CONFERENCE	0- 1	0- 1	2- 2				
0- 1	0- 0	0- 0	HOME	0- 0	0- 0	0- 1				
2- 3	0- 0	0- 1	AWAY	0- 1	0- 0	2- 1				
0- 1	0- 0	0- 0	NEUTRAL	0- 0	0- 1	0- 0				
1- 1	0- 0	0- 0	CONFERENCE	0- 0	0- 0	1- 1				
1- 1	0- 0	0- 0	HOME	0- 0	0- 0	1- 1				
0- 0	0- 0	0- 0	AWAY	0- 0	0- 0	0- 0				
0- 0	0- 0	0- 0	NEUTRAL	0- 0	0- 0	0- 0				

RPI 1-25				RPI 26-50				RPI 51-100				RPI 101+ Team's RPI: 206			
RPI	S	Opponent	Score	RPI	S	Opponent	Score	RPI	S	Opponent	Score	RPI	S	Opponent	Score
				50	A	LSU	52 66	83	A	TCU	59 72	101	N	Troy	79 84
												162	H	Oral Roberts	62 73
												167	H	Abilene Christian	79 91
												241	A	Southern Miss.	65 61
												246	A	Wichita St.	55 63
												289	A	Louisiana	68 62
												333	H	Central Ark.	66 62
LAST 12 Division I GAMES:															
				83	A	TCU	59 72	333	H	Central Ark.	66 62				
				162	H	Oral Roberts	62 73	167	H	Abilene Christian	79 91				
				289	A	Louisiana	68 62	50	A	LSU	52 66				
				241	A	Southern Miss.	65 61								
				101	N	Troy	79 84								
				246	A	Wichita St.	55 63								

Non-Div I Games: UNKNOWN 94 46 Wiley 101 63 Jarvis Christian 100 55

Sam Houston St.

Average RPI Win:	235	WON-LOST	WINNING	LAST 10	STRENGTH OF	OPP. STRENGTH	TEAM	ADJ.	CONF.	ADJ CONF.
Average RPI Loss:	152	RECORD	PCT. RANK	GAMES	SCHEDULE	OF SCHEDULE	RPI	RPI	RPI	RPI
DIV. I ONLY	3- 10	292	3-7	125	236	209	209	24	24	
DIV. I NON-CONF.	3- 10	278	0- 0	129	240	219	219	26	26	

TOTALS	RPI 1-25	RPI 26-50	W-L RECORDS	RPI 51-100	RPI 101-150	RPI 150+				
3- 10	0- 0	0- 1	OVERALL	0- 1	0- 3	3- 5				
1- 1	0- 0	0- 0	HOME	0- 0	0- 0	1- 1				
2- 9	0- 0	0- 1	AWAY	0- 1	0- 3	2- 4				
0- 0	0- 0	0- 0	NEUTRAL	0- 0	0- 0	0- 0				
3- 10	0- 0	0- 1	NON-CONFERENCE	0- 1	0- 3	3- 5				
1- 1	0- 0	0- 0	HOME	0- 0	0- 0	1- 1				
2- 9	0- 0	0- 1	AWAY	0- 1	0- 3	2- 4				
0- 0	0- 0	0- 0	NEUTRAL	0- 0	0- 0	0- 0				
0- 0	0- 0	0- 0	CONFERENCE	0- 0	0- 0	0- 0				
0- 0	0- 0	0- 0	HOME	0- 0	0- 0	0- 0				
0- 0	0- 0	0- 0	AWAY	0- 0	0- 0	0- 0				
0- 0	0- 0	0- 0	NEUTRAL	0- 0	0- 0	0- 0				

RPI	S	Opponent	Score	RPI	S	Opponent	Score	RPI	S	Opponent	Score	RPI	S	Opponent	Score
37	A	Auburn	46 73	70	A	Oklahoma St.	62 82	101	A	Troy	52 72	102	A	Colorado	39 81
								118	A	UT Martin	68 89	154	A	Denver	87 83
								173	H	UAB	41 66	177	A	Vanderbilt	52 77
								213	A	Hampton	57 64	235	A	Alabama St.	60 51
								241	A	Southern Miss.	40 76	292	A	Memphis	48 53
								317	H	Presbyterian	75 54				
LAST 12 Division I GAMES:															
173	H	UAB	41 66	177	A	Vanderbilt	52 77								
317	H	Presbyterian	75 54	102	A	Colorado	39 81								
213	A	Hampton	57 64	154	A	Denver	87 83								
70	A	Oklahoma St.	62 82	37	A	Auburn	46 73								
241	A	Southern Miss.	40 76	292	A	Memphis	48 53								
235	A	Alabama St.	60 51	101	A	Troy	52 72								

Non-Div I Games: Rhodes 71 54 Montevallo 73 47

Samford

Average RPI Win:	237	WON-LOST	WINNING	LAST 10	STRENGTH OF	OPP. STRENGTH	TEAM	ADJ.	CONF.	ADJ CONF.
Average RPI Loss:	147	RECORD	PCT. RANK	GAMES	SCHEDULE	OF SCHEDULE	RPI	RPI	RPI	RPI
DIV. I ONLY	7- 8	183	5-5	278	129	228	228	7	7	
DIV. I NON-CONF.	6- 4	125	0- 0	315	130	215	215	7	7	

TOTALS	RPI 1-25	RPI 26-50	W-L RECORDS	RPI 51-100	RPI 101-150	RPI 150+				
7- 8	0- 1	0- 1	OVERALL	0- 2	0- 0	7- 4				
5- 3	0- 1	0- 0	HOME	0- 1	0- 0	5- 1				
2- 5	0- 0	0- 1	AWAY	0- 1	0- 0	2- 3				
0- 0	0- 0	0- 0	NEUTRAL	0- 0	0- 0	0- 0				
6- 4	0- 1	0- 0	NON-CONFERENCE	0- 1	0- 0	6- 2				
5- 1	0- 1	0- 0	HOME	0- 0	0- 0	5- 0				
1- 3	0- 0	0- 0	AWAY	0- 1	0- 0	1- 2				
0- 0	0- 0	0- 0	NEUTRAL	0- 0	0- 0	0- 0				
1- 4	0- 0	0- 1	CONFERENCE	0- 1	0- 0	1- 2				
0- 2	0- 0	0- 0	HOME	0- 1	0- 0	0- 1				
1- 2	0- 0	0- 1	AWAY	0- 0	0- 0	1- 1				
0- 0	0- 0	0- 0	NEUTRAL	0- 0	0- 0	0- 0				

RPI 1-25				RPI 26-50				RPI 51-100				RPI 101+ Team's RPI: 228			
RPI	S	Opponent	Score	RPI	S	Opponent	Score	RPI	S	Opponent	Score	RPI	S	Opponent	Score
24	H	Cal i forni a	53 70	41	A	Sai nt Mary' s (CA)	60 74	75	A	Mi nnesota	48 53	170	H	Pepperdi ne	55 74
								100	H	Loyol a Marymount	52 69	175	A	Santa Clara	57 49
												205	H	San Diego St.	72 71
												210	A	Long Beach St.	60 56
												221	H	Dartmouth	78 76
												224	A	Southern Utah	59 69
												240	A	San Francisco	57 68
												251	H	Cleveland St.	83 82
												281	H	Hawai i	58 50
												299	A	UTSA	77 87
												316	H	San Jose St.	83 79
LAST 12 Division I GAMES:															
316	H	San Jose St.	83 79	41	A	Saint Mary's (CA)	60 74	170	H	Pepperdine	55 74				
299	A	UTSA	77 87	100	H	Loyola Marymount	52 69	175	A	Santa Clara	57 49				
210	A	Long Beach St.	60 56	240	A	San Francisco	57 68	251	H	Cleveland St.	83 82				
221	H	Dartmouth	78 76												
205	H	San Diego St.	72 71												
24	H	Cal i forni a	53 70												

Non-Div I Games: Cal St. San B'dino 76 58

San Diego

Average RPI	Win:	243	WON-LOST	WINNING	LAST 10	STRENGTH OF	OPP. STRENGTH	TEAM	ADJ.	CONF.	ADJ CONF.
Average RPI	Loss:	133	RECORD	PCT. RANK	GAMES	SCHEDULE	OF SCHEDULE	RPI	RPI	RPI	RPI
DIV. I ONLY		5- 8		228	3-7	133	277	205	205	12	12
DIV. I NON-CONF.		5- 6		177	0- 0	199	306	223	223	11	11
<hr/>											
TOTALS	RPI 1-25		RPI 26-50		W-L RECORDS	RPI 51-100		RPI 101-150		RPI 150+	
5- 8	0- 0		0- 3		OVERALL	0- 1		1- 0		4- 4	
3- 4	0- 0		0- 2		HOME	0- 1		0- 0		3- 1	
2- 4	0- 0		0- 1		AWAY	0- 0		1- 0		1- 3	
0- 0	0- 0		0- 0		NEUTRAL	0- 0		0- 0		0- 0	
5- 6	0- 0		0- 1		NON-CONFERENCE	0- 1		1- 0		4- 4	
3- 3	0- 0		0- 1		HOME	0- 1		0- 0		3- 1	
2- 3	0- 0		0- 0		AWAY	0- 0		1- 0		1- 3	
0- 0	0- 0		0- 0		NEUTRAL	0- 0		0- 0		0- 0	
0- 2	0- 0		0- 2		CONFERENCE	0- 0		0- 0		0- 0	
0- 1	0- 0		0- 1		HOME	0- 0		0- 0		0- 0	
0- 1	0- 0		0- 1		AWAY	0- 0		0- 0		0- 0	
0- 0	0- 0		0- 0		NEUTRAL	0- 0		0- 0		0- 0	

RPI	S	Opponent	Score	RPI	S	Opponent	Score	RPI	S	Opponent	Score	RPI	S	Opponent	Score
38	A	Wyomi ng	45 87	40	H	Boi se St.	66 69	47	H	Ari zona	60 69	83	H	TCU	64 81
141	A	UC Ir vine	78 70	159	A	CSUN	74 77	175	A	Santa Clara	43 60	215	A	Cal St. Fullerton	83 72
228	A	San Diego	71 72	281	H	Hawai i	58 57	287	H	Cal i forn i a Baptist	83 67	290	H	Incarnate Word	81 38
294	H	UC Santa Barbara	58 63												
LAST 12 Division I GAMES:															
47	H	Ari zona	60 69	38	A	Wyomi ng	45 87	40	H	Boi se St.	66 69	294	H	UC Santa Barbara	58 63
228	A	San Diego	71 72	40	H	Boi se St.	66 69	159	A	CSUN	74 77	141	A	UC Ir vine	78 70
83	H	TCU	64 81	294	H	UC Santa Barbara	58 63	175	A	Santa Clara	43 60				
287	H	Cal i forn i a Baptist	83 67												
290	H	Incarnate Word	81 38												
215	A	Cal St. Fullerton	83 72												

Non-Div I Games:

San Diego St.

Average RPI Win:	279	WON-LOST	WINNING	LAST 10	STRENGTH OF	OPP. STRENGTH	TEAM	ADJ.	CONF.	ADJ CONF.
Average RPI Loss:	98	RECORD	PCT. RANK	GAMES	SCHEDULE	OF SCHEDULE	RPI	RPI	RPI	RPI
DIV. I ONLY	5- 10	247	3-7	184	128	240	240	7	7	
DIV. I NON-CONF.	4- 7	228	0- 0	242	122	251	251	7	7	

TOTALS	RPI 1-25	RPI 26-50	W-L RECORDS	RPI 51-100	RPI 101-150	RPI 150+				
5- 10	0- 1	0- 1	OVERALL	0- 3	0- 3	5- 2				
2- 5	0- 0	0- 1	HOME	0- 1	0- 2	2- 1				
1- 4	0- 1	0- 0	AWAY	0- 2	0- 1	1- 0				
2- 1	0- 0	0- 0	NEUTRAL	0- 0	0- 0	2- 1				
4- 7	0- 1	0- 0	NON-CONFERENCE	0- 2	0- 3	4- 1				
1- 3	0- 0	0- 0	HOME	0- 1	0- 2	1- 0				
1- 3	0- 1	0- 0	AWAY	0- 1	0- 1	1- 0				
2- 1	0- 0	0- 0	NEUTRAL	0- 0	0- 0	2- 1				
1- 3	0- 0	0- 1	CONFERENCE	0- 1	0- 0	1- 1				
1- 2	0- 0	0- 1	HOME	0- 0	0- 0	1- 1				
0- 1	0- 0	0- 0	AWAY	0- 1	0- 0	0- 0				
0- 0	0- 0	0- 0	NEUTRAL	0- 0	0- 0	0- 0				

RPI 1-25				RPI 26-50				RPI 51-100				RPI 101+				Team's RPI: 240
RPI	S	Opponent	Score	RPI	S	Opponent	Score	RPI	S	Opponent	Score	RPI	S	Opponent	Score	
2	A	Stanford	62 96	32	H	BYU	59 67	58	H	Northern Colo.	63 68	104	H	UC Davis	68 70	
								99	A	Washington St.	61 91	105	A	Idaho	63 70	
								100	A	Loyola Marymount	58 66	135	H	UT Arlington	73 80	
												171	N	North Dakota	97 100	
												175	H	Santa Clara	66 71	
												228	H	San Diego	68 57	
												243	A	Sacramento St.	86 75	
												288	N	Cal Poly	65 62	
												316	H	San Jose St.	85 63	
												321	N	North Dakota St.	75 42	
LAST 12 Division I GAMES:																
321	N	North Dakota St.	75 42	100	A	Loyola Marymount	58 66	175	H	Santa Clara	66 71					
104	H	UC Davis	68 70	32	H	BYU	59 67	228	H	San Diego	68 57					
243	A	Sacramento St.	86 75	58	H	Northern Colo.	63 68	171	N	North Dakota	97 100					
105	A	Idaho	63 70	58	A	Loyola Marymount	58 66	58	H	Northern Colo.	63 68					
99	A	Washington St.	61 91													
135	H	UT Arlington	73 80													

Non-Div I Games:

San Francisco

Average RPI	Win: 283	WON-LOST	WINNING	LAST 10	STRENGTH OF	OPP. STRENGTH	TEAM	ADJ.	CONF.	ADJ CONF.
Average RPI	Loss: 153	RECORD	PCT. RANK	GAMES	SCHEDULE	OF SCHEDULE	RPI	RPI	RPI	RPI
DIV. I ONLY	1- 11	333	1-9	150	227	316	316	12	12	
DIV. I NON-CONF.	1- 9	326	0- 0	130	221	306	306	11	11	

TOTALS	RPI 1-25	RPI 26-50	W-L RECORDS	RPI 51-100	RPI 101-150	RPI 150+				
1- 11	0- 0	0- 0	OVERALL	0- 2	0- 4	1- 5				
1- 4	0- 0	0- 0	HOME	0- 1	0- 1	1- 2				
0- 7	0- 0	0- 0	AWAY	0- 1	0- 3	0- 3				
0- 0	0- 0	0- 0	NEUTRAL	0- 0	0- 0	0- 0				
1- 9	0- 0	0- 0	NON-CONFERENCE	0- 2	0- 3	1- 4				
1- 3	0- 0	0- 0	HOME	0- 1	0- 1	1- 1				
0- 6	0- 0	0- 0	AWAY	0- 1	0- 2	0- 3				
0- 0	0- 0	0- 0	NEUTRAL	0- 0	0- 0	0- 0				
0- 2	0- 0	0- 0	CONFERENCE	0- 0	0- 1	0- 1				
0- 1	0- 0	0- 0	HOME	0- 0	0- 0	0- 1				
0- 1	0- 0	0- 0	AWAY	0- 0	0- 1	0- 0				
0- 0	0- 0	0- 0	NEUTRAL	0- 0	0- 0	0- 0				

RPI 1-25				RPI 26-50				RPI 51-100				RPI 101+				Team's RPI: 316
RPI	S	Opponent	Score	RPI	S	Opponent	Score	RPI	S	Opponent	Score	RPI	S	Opponent	Score	
								68	H	Paci fi c	67 91	102	A	Col orado	64 76	
								91	A	Nebraska	63 96	109	A	Fresno St.	48 77	
												127	A	Portland St.	51 80	
												141	H	UC Irvine	66 74	
												159	A	CSUN	40 76	
												175	H	Santa Clara	56 62	
												228	A	San Diego	79 83	
												240	A	San Francis sco	63 85	
												247	H	Nevada	49 52	
												283	H	CSU Bakersfi eld	82 72	
LAST 12 Division I GAMES:																
				91	A	Nebraska	63 96	247	H	Nevada	49 52					
				102	A	Col orado	64 76	109	A	Fresno St.	48 77					
				141	H	UC Irvine	66 74	228	A	San Diego	79 83					
				68	H	Paci fi c	67 91	159	A	CSUN	40 76					
				283	H	CSU Bakersfi eld	82 72	175	H	Santa Clara	56 62					
				127	A	Portland St.	51 80	240	A	San Francis sco	63 85					

Non-Div I Games: San Fran. St. 66 73

San Jose St.

Average RPI Win:	241	WON-LOST	WINNING	LAST 10	STRENGTH OF	OPP. STRENGTH	TEAM	ADJ.	CONF.	ADJ CONF.
Average RPI Loss:	114	RECORD	PCT. RANK	GAMES	SCHEDULE	OF SCHEDULE	RPI	RPI	RPI	RPI

DIV. I ONLY	7- 7	167	4-6	154	235	175	175	7	7
DIV. I NON-CONF.	6- 4	125	0- 0	176	221	129	129	7	7

TOTALS	RPI 1-25	RPI 26-50	W-L RECORDS	RPI 51-100	RPI 101-150	RPI 150+			
7- 7	0- 0	0- 2	OVERALL	0- 1	1- 1	6- 3			
4- 3	0- 0	0- 1	HOME	0- 0	1- 0	3- 2			
3- 4	0- 0	0- 1	AWAY	0- 1	0- 1	3- 1			
0- 0	0- 0	0- 0	NEUTRAL	0- 0	0- 0	0- 0			
6- 4	0- 0	0- 1	NON-CONFERENCE	0- 1	1- 1	5- 1			
4- 1	0- 0	0- 0	HOME	0- 0	1- 0	3- 1			
2- 3	0- 0	0- 1	AWAY	0- 1	0- 1	2- 0			
0- 0	0- 0	0- 0	NEUTRAL	0- 0	0- 0	0- 0			
1- 3	0- 0	0- 1	CONFERENCE	0- 0	0- 0	1- 2			
0- 2	0- 0	0- 1	HOME	0- 0	0- 0	0- 1			
1- 1	0- 0	0- 0	AWAY	0- 0	0- 0	1- 1			
0- 0	0- 0	0- 0	NEUTRAL	0- 0	0- 0	0- 0			

RPI S Opponent	Score	RPI S Opponent	Score	RPI S Opponent	Score	RPI S Opponent	Score	Team's RPI: 175
32 H BYU	44 54	32 H BYU	44 54	57 A Southern Cal i forni a	46 77	109 A Fresno St.	53 80	
46 A Oregon St.	31 82	46 A Oregon St.	31 82			141 H Missouri St.	77 73	
						159 H CSUN	38 53	
						170 A Pepperdi ne	48 74	
						205 H San Di ego St.	60 43	
						215 A Cal St. Fullerton	64 60	
						228 H San Di ego	49 57	
						240 A San Franci sco	71 66	
						247 H Nevada	56 48	
						316 A San Jose St.	62 56	
						324 H Grand Canyon	75 55	

LAST 12 Division I GAMES:								
316 A San Jose St.	62 56	170 A Pepperdi ne	48 74					
109 A Fresno St.	53 80	240 A San Franci sco	71 66					
46 A Oregon St.	31 82	228 H San Di ego	49 57					
159 H CSUN	38 53	32 H BYU	44 54					
141 H Missouri St.	77 73	324 H Grand Canyon	75 55					
215 A Cal St. Fullerton	64 60	57 A Southern Cal i forni a	46 77					

Non-Div I Games: Sonoma St. 98 38

Santa Clara

Average RPI	Win:	262	WON-LOST	WINNING	LAST 10	STRENGTH OF	OPP. STRENGTH	TEAM	ADJ.	CONF.	ADJ CONF.
Average RPI	Loss:	205	RECORD	PCT. RANK	GAMES	SCHEDULE	OF SCHEDULE	RPI	RPI	RPI	RPI
DIV. I ONLY		1- 8		327	2-8	347	138	346	346	32	32
DIV. I NON-CONF.		0- 7		336	0- 0	309	133	346	346	32	32

TOTALS	RPI 1-25		RPI 26-50		W-L RECORDS	RPI 51-100		RPI 101-150		RPI 150+	
1- 8	0- 0		0- 2		OVERALL	0- 0		0- 0		1- 6	
0- 3	0- 0		0- 0		HOME	0- 0		0- 0		0- 3	
1- 5	0- 0		0- 2		AWAY	0- 0		0- 0		1- 3	
0- 0	0- 0		0- 0		NEUTRAL	0- 0		0- 0		0- 0	
0- 7	0- 0		0- 2		NON-CONFERENCE	0- 0		0- 0		0- 5	
0- 3	0- 0		0- 0		HOME	0- 0		0- 0		0- 3	
0- 4	0- 0		0- 2		AWAY	0- 0		0- 0		0- 2	
0- 0	0- 0		0- 0		NEUTRAL	0- 0		0- 0		0- 0	
1- 1	0- 0		0- 0		CONFERENCE	0- 0		0- 0		1- 1	
0- 0	0- 0		0- 0		HOME	0- 0		0- 0		0- 0	
1- 1	0- 0		0- 0		AWAY	0- 0		0- 0		1- 1	
0- 0	0- 0		0- 0		NEUTRAL	0- 0		0- 0		0- 0	

RPI 1-25				RPI 26-50				RPI 51-100				RPI 101+ Team's RPI: 346			
RPI	S	Opponent	Score	RPI	S	Opponent	Score	RPI	S	Opponent	Score	RPI	S	Opponent	Score
				30	A	South Dakota St.	49 97					223	A	Ole Miss	51 74
				45	A	DePaul	61 124					239	H	Jacksonville	58 68
												246	A	Wichita St.	50 66
												260	H	Texas Southern	41 65
												262	A	Coppin St.	76 70
												264	H	Ga. Southern	71 82
												332	A	Morgan St.	47 63
LAST 12 Division I GAMES:															
				260	H	Texas Southern	41 65					332	A	Morgan St.	47 63
				45	A	DePaul	61 124					262	A	Coppin St.	76 70
				239	H	Jacksonville	58 68					246	A	Wichita St.	50 66
				264	H	Ga. Southern	71 82					30	A	South Dakota St.	49 97
												223	A	Ole Miss	51 74

Non-Div I Games: Carver 101 49 Wesleyan (GA) 155 26

Savannah St.

Average RPI Win:	0	WON-LOST	WINNING	LAST 10	STRENGTH OF	OPP. STRENGTH	TEAM	ADJ.	CONF.	ADJ CONF.
Average RPI Loss:	177	RECORD	PCT. RANK	GAMES	SCHEDULE	OF SCHEDULE	RPI	RPI	RPI	RPI
DIV. I ONLY	0- 15	345	0-10	157	300	331	331	30	30	
DIV. I NON-CONF.	0- 13	336	0- 0	107	265	318	318	30	30	

TOTALS	RPI 1-25	RPI 26-50	W-L RECORDS	RPI 51-100	RPI 101-150	RPI 150+				
0- 15	0- 0	0- 1	OVERALL	0- 3	0- 3	0- 8				
0- 7	0- 0	0- 0	HOME	0- 1	0- 0	0- 6				
0- 7	0- 0	0- 0	AWAY	0- 2	0- 3	0- 2				
0- 1	0- 0	0- 1	NEUTRAL	0- 0	0- 0	0- 0				
0- 13	0- 0	0- 1	NON-CONFERENCE	0- 3	0- 3	0- 6				
0- 5	0- 0	0- 0	HOME	0- 1	0- 0	0- 4				
0- 7	0- 0	0- 0	AWAY	0- 2	0- 3	0- 2				
0- 1	0- 0	0- 1	NEUTRAL	0- 0	0- 0	0- 0				
0- 2	0- 0	0- 0	CONFERENCE	0- 0	0- 0	0- 2				
0- 2	0- 0	0- 0	HOME	0- 0	0- 0	0- 2				
0- 0	0- 0	0- 0	AWAY	0- 0	0- 0	0- 0				
0- 0	0- 0	0- 0	NEUTRAL	0- 0	0- 0	0- 0				

RPI 1-25				RPI 26-50				RPI 51-100				RPI 101+ Team's RPI: 331			
RPI	S	Opponent	Score	RPI	S	Opponent	Score	RPI	S	Opponent	Score	RPI	S	Opponent	Score
				47	N	Arizona	54 84	53	A	Utah	62 89	104	A	UC Davis	59 76
								68	A	Paci fi c	61 75	127	A	Portland St.	43 68
								98	H	Washi ngton	58 69	141	A	UC Irvi ne	60 65
												170	H	Pepperdi ne	64 78
												207	H	Northern Ari z.	58 65
												215	H	Cal St. Fullerton	54 57
												247	A	Nevada	54 67
												281	A	Hawai i	51 67
												283	H	CSU Bakersfi eld	60 70
												288	H	Cal Poly	50 60
												324	H	Grand Canyon	73 74
LAST 12 Division I GAMES:															
324	H	Grand Canyon	73 74	141	A	UC Irvi ne	60 65	247	A	Nevada	54 67				
283	H	CSU Bakersfi eld	60 70	288	H	Cal Poly	50 60	104	A	UC Davi s	59 76				
98	H	Washi ngton	58 69	68	A	Paci fi c	61 75	68	A	Paci fi c	61 75				
53	A	Utah	62 89	104	A	UC Davi s	59 76	170	H	Pepperdi ne	64 78				
127	A	Portl and St.	43 68												
281	A	Hawai i	51 67												

Non-Div I Games:

Seattle U

Average RPI Win:	234	WON-LOST	WINNING	LAST 10	STRENGTH OF	OPP. STRENGTH	TEAM	ADJ.	CONF.	ADJ CONF.
Average RPI Loss:	51	RECORD	PCT. RANK	GAMES	SCHEDULE	OF SCHEDULE	RPI	RPI	RPI	RPI
DIV. I ONLY	10- 5	86	6-4	156	130	97	97	5	5	
DIV. I NON-CONF.	8- 3	72	0- 0	254	179	116	116	5	5	

TOTALS	RPI 1-25	RPI 26-50	W-L RECORDS	RPI 51-100	RPI 101-150	RPI 150+				
10- 5	0- 2	0- 2	OVERALL	3- 0	0- 0	7- 1				
8- 0	0- 0	0- 0	HOME	2- 0	0- 0	6- 0				
1- 4	0- 2	0- 1	AWAY	1- 0	0- 0	0- 1				
1- 1	0- 0	0- 1	NEUTRAL	0- 0	0- 0	1- 0				
8- 3	0- 1	0- 2	NON-CONFERENCE	1- 0	0- 0	7- 0				
6- 0	0- 0	0- 0	HOME	0- 0	0- 0	6- 0				
1- 2	0- 1	0- 1	AWAY	1- 0	0- 0	0- 0				
1- 1	0- 0	0- 1	NEUTRAL	0- 0	0- 0	1- 0				
2- 2	0- 1	0- 0	CONFERENCE	2- 0	0- 0	0- 1				
2- 0	0- 0	0- 0	HOME	2- 0	0- 0	0- 0				
0- 2	0- 1	0- 0	AWAY	0- 0	0- 0	0- 1				
0- 0	0- 0	0- 0	NEUTRAL	0- 0	0- 0	0- 0				

RPI 1-25				RPI 26-50				RPI 51-100				RPI 101+			
RPI	S	Opponent	Score	RPI	S	Opponent	Score	RPI	S	Opponent	Score	RPI	S	Opponent	Score
7	A	UConn	61 99	31	A	UCLA	62 78	84	H	Creighton	82 75	160	A	Xavier	62 63
18	A	Butler	59 62	39	N	Georgia Tech	73 84	85	H	St. John's (NY)	77 67	263	H	Kennesaw St.	102 80
								94	A	Princeton	70 66	273	H	St. Francis Brooklyn	100 77
												296	H	UMass Lowell	90 57
												299	H	UTSA	84 53
												305	H	Saint Peter's	90 47
												318	H	Wagner	95 40
												322	N	UNC Greensboro	71 64
LAST 12 Division I GAMES:															
84	H	Creighton	82 75	18	A	Butler	59 62	85	H	St. John's (NY)	77 67	322	N	UNC Greensboro	71 64
160	A	Xavier	62 63	39	N	Georgia Tech	73 84	7	A	UConn	61 99	305	H	Saint Peter's	90 47
296	H	UMass Lowell	90 57												
273	H	St. Francis Brooklyn	100 77												
31	A	UCLA	62 78												
94	A	Princeton	70 66												

Non-Div I Games:

Seton Hall

Siena

S
i
e
n
a

Si ena

Average RPI Win:	241	WON-LOST	WINNING	LAST 10	STRENGTH OF	OPP. STRENGTH	TEAM	ADJ.	CONF.	ADJ CONF.
Average RPI Loss:	136	RECORD	PCT. RANK	GAMES	SCHEDULE	OF SCHEDULE	RPI	RPI	RPI	RPI

DIV. I ONLY	10- 2	28	8-2	346	58	157	157	15	15
DIV. I NON-CONF.	9- 0	1	1- 0	350	59	145	145	17	17

TOTALS	RPI 1-25	RPI 26-50	W-L RECORDS	RPI 51-100	RPI 101-150	RPI 150+			
10- 2	0- 0	0- 0	OVERALL	0- 0	1- 2	9- 0			
3- 1	0- 0	0- 0	HOME	0- 0	0- 1	3- 0			
6- 1	0- 0	0- 0	AWAY	0- 0	1- 1	5- 0			
1- 0	0- 0	0- 0	NEUTRAL	0- 0	0- 0	1- 0			
9- 0	0- 0	0- 0	NON-CONFERENCE	0- 0	1- 0	8- 0			
3- 0	0- 0	0- 0	HOME	0- 0	0- 0	3- 0			
5- 0	0- 0	0- 0	AWAY	0- 0	1- 0	4- 0			
1- 0	0- 0	0- 0	NEUTRAL	0- 0	0- 0	1- 0			
1- 2	0- 0	0- 0	CONFERENCE	0- 0	0- 2	1- 0			
0- 1	0- 0	0- 0	HOME	0- 0	0- 1	0- 0			
1- 1	0- 0	0- 0	AWAY	0- 0	0- 1	1- 0			
0- 0	0- 0	0- 0	NEUTRAL	0- 0	0- 0	0- 0			

RPI	S	Opponent	Score	RPI	S	Opponent	Score	RPI	S	Opponent	Score	RPI	S	Opponent	Score	Team's RPI: 157
117	A	Alabama	72 67	133	H	Arkansas St.	64 77	139	A	Appalachian St.	63 71	189	N	New Mexico St.	68 67	
197	A	Southern U.	53 49	204	A	Coastal Caro.	88 78	235	H	Alabama St.	77 65	241	H	Southern Miss.	77 68	
268	H	ETSU	81 74	306	A	Tennessee St.	78 56	319	A	FIU	84 77	333	A	Central Ark.	58 50	

LAST 12 Division I GAMES:																
319	A	FIU	84 77	204	A	Coastal Caro.	88 78	139	A	Appalachian St.	63 71	189	N	New Mexico St.	68 67	
133	H	Arkansas St.	64 77	235	H	Alabama St.	77 65	117	A	Alabama	72 67	306	A	Tennessee St.	78 56	
268	H	ETSU	81 74	117	A	Alabama	72 67	319	A	FIU	84 77					
197	A	Southern U.	53 49	306	A	Tennessee St.	78 56									
333	A	Central Ark.	58 50													
241	H	Southern Miss.	77 68													

Non-Div I Games: Faulkner 97 40 Spring Hill 75 57

South Alabama

Average RPI Win:	154	WON-LOST	WINNING	LAST 10	STRENGTH OF	OPP. STRENGTH	TEAM	ADJ.	CONF.	ADJ CONF.
Average RPI Loss:	24	RECORD	PCT. RANK	GAMES	SCHEDULE	OF SCHEDULE	RPI	RPI	RPI	RPI

DIV. I ONLY	11- 4	60	8-2	48	16	35	35	6	6
DIV. I NON-CONF.	8- 4	91	0- 1	42	18	52	52	6	6
TOTALS	RPI 1-25	RPI 26-50	W-L RECORDS	RPI 51-100	RPI 101-150	RPI 150+			
11- 4	0- 2	1- 2	OVERALL	3- 0	2- 0	5- 0			
7- 2	0- 1	0- 1	HOME	2- 0	2- 0	3- 0			
3- 0	0- 0	1- 0	AWAY	1- 0	0- 0	1- 0			
1- 2	0- 1	0- 1	NEUTRAL	0- 0	0- 0	1- 0			
8- 4	0- 2	0- 2	NON-CONFERENCE	3- 0	1- 0	4- 0			
5- 2	0- 1	0- 1	HOME	2- 0	1- 0	2- 0			
2- 0	0- 0	0- 0	AWAY	1- 0	0- 0	1- 0			
1- 2	0- 1	0- 1	NEUTRAL	0- 0	0- 0	1- 0			
3- 0	0- 0	1- 0	CONFERENCE	0- 0	1- 0	1- 0			
2- 0	0- 0	0- 0	HOME	0- 0	1- 0	1- 0			
1- 0	0- 0	1- 0	AWAY	0- 0	0- 0	0- 0			
0- 0	0- 0	0- 0	NEUTRAL	0- 0	0- 0	0- 0			

RPI	S	Opponent	Score	RPI	S	Opponent	Score	Team's RPI: 35	RPI	S	Opponent	Score	RPI	S	Opponent	Score
8	H	Baylor	69 94	28	H	Maryland	61 85		59	A	Purdue	82 73	117	H	Alabama	62 59
12	N	Drake	85 90	44	A	Texas A&M	60 57		67	H	Clemson	69 57	139	H	Appalachian St.	80 50
				46	N	Oregon St.	68 70		78	H	Dayton	65 55	212	H	Furman	66 53
													220	H	Florida	71 40
													235	A	Alabama St.	94 38
													255	H	Temple	88 60
													268	N	ETSU	101 55
LAST 12 Division I GAMES:																
12	N	Drake	85 90	220	H	Florida	71 40									
46	N	Oregon St.	68 70	117	H	Alabama	62 59									
139	H	Appalachian St.	80 50	44	A	Texas A&M	60 57									
8	H	Baylor	69 94	212	H	Furman	66 53									
78	H	Dayton	65 55	255	H	Temple	88 60									
268	N	ETSU	101 55	59	A	Purdue	82 73									

Non-Div I Games:

South Carolina

Average RPI Win:	302	WON-LOST	WINNING	LAST 10	STRENGTH OF	OPP. STRENGTH	TEAM	ADJ.	CONF.	ADJ CONF.
Average RPI Loss:	202	RECORD	PCT. RANK	GAMES	SCHEDULE	OF SCHEDULE	RPI	RPI	RPI	RPI
DIV. I ONLY	5- 8	228	5-5	338	297	314	314	32	32	
DIV. I NON-CONF.	5- 7	206	1- 0	330	287	288	288	32	32	

TOTALS	RPI 1-25	RPI 26-50	W-L RECORDS	RPI 51-100	RPI 101-150	RPI 150+				
5- 8	0- 0	0- 1	OVERALL	0- 0	0- 1	5- 6				
3- 2	0- 0	0- 0	HOME	0- 0	0- 0	3- 2				
2- 4	0- 0	0- 1	AWAY	0- 0	0- 0	2- 3				
0- 2	0- 0	0- 0	NEUTRAL	0- 0	0- 1	0- 1				
5- 7	0- 0	0- 1	NON-CONFERENCE	0- 0	0- 1	5- 5				
3- 1	0- 0	0- 0	HOME	0- 0	0- 0	3- 1				
2- 4	0- 0	0- 1	AWAY	0- 0	0- 0	2- 3				
0- 2	0- 0	0- 0	NEUTRAL	0- 0	0- 1	0- 1				
0- 1	0- 0	0- 0	CONFERENCE	0- 0	0- 0	0- 1				
0- 1	0- 0	0- 0	HOME	0- 0	0- 0	0- 1				
0- 0	0- 0	0- 0	AWAY	0- 0	0- 0	0- 0				
0- 0	0- 0	0- 0	NEUTRAL	0- 0	0- 0	0- 0				

RPI 1-25				RPI 26-50				RPI 51-100				RPI 101+ Team's RPI: 314			
RPI	S	Opponent	Score	RPI	S	Opponent	Score	RPI	S	Opponent	Score	RPI	S	Opponent	Score
				47	A	Arizona	32 73					106	N	Wake Forest	44 58
												152	A	Radford	31 61
												178	N	East Carolina	63 71
												204	A	Coastal Caro.	44 57
												232	H	UNLV	58 49
												282	H	N. C. A&T	44 58
												291	H	USC Upstate	71 66
												311	H	Winthrop	50 58
												317	A	Presbyter ian	57 48
												323	A	Western Caro.	54 39
												337	A	Col. of Charleston	51 75
												348	H	Charleston So.	67 58
LAST 12 Division I GAMES:															
232	H	UNLV	58 49	323	A	Western Caro.	54 39	106	N	Wake Forest	44 58	311	H	Winthrop	50 58
282	H	N. C. A&T	44 58	178	N	East Carolina	63 71	291	H	USC Upstate	71 66	47	A	Arizona	32 73
317	A	Presbyter ian	57 48												
348	H	Charleston So.	67 58												
204	A	Coastal Caro.	44 57												
337	A	Col. of Charleston	51 75												

Non-Div I Games: Voorhees 88 61 UNKNOWN 67 51

South Carolina St.

Average RPI Win:	128	WON-LOST	WINNING	LAST 10	STRENGTH OF	OPP. STRENGTH	TEAM	ADJ.	CONF.	ADJ CONF.
Average RPI Loss:	61	RECORD	PCT. RANK	GAMES	SCHEDULE	OF SCHEDULE	RPI	RPI	RPI	RPI

DIV. I ONLY	12- 3	37	8-2	53	19	17	17	18	18
DIV. I NON-CONF.	10- 2	37	0- 0	41	6	12	12	15	15
TOTALS	RPI 1-25	RPI 26-50	W-L RECORDS	RPI 51-100	RPI 101-150	RPI 150+			
12- 3	1- 2	3- 0	OVERALL	2- 0	3- 0	3- 1			
4- 0	1- 0	2- 0	HOME	0- 0	0- 0	1- 0			
5- 2	0- 1	1- 0	AWAY	1- 0	2- 0	1- 1			
3- 1	0- 1	0- 0	NEUTRAL	1- 0	1- 0	1- 0			
10- 2	1- 2	2- 0	NON-CONFERENCE	2- 0	3- 0	2- 0			
3- 0	1- 0	1- 0	HOME	0- 0	0- 0	1- 0			
4- 1	0- 1	1- 0	AWAY	1- 0	2- 0	0- 0			
3- 1	0- 1	0- 0	NEUTRAL	1- 0	1- 0	1- 0			
2- 1	0- 0	1- 0	CONFERENCE	0- 0	0- 0	1- 1			
1- 0	0- 0	1- 0	HOME	0- 0	0- 0	0- 0			
1- 1	0- 0	0- 0	AWAY	0- 0	0- 0	1- 1			
0- 0	0- 0	0- 0	NEUTRAL	0- 0	0- 0	0- 0			

RPI	S	Opponent	Score	RPI	S	Opponent	Score	RPI	S	Opponent	Score	RPI	S	Opponent	Score
3	H	Iowa St.	64 59	26	A	Missouri	74 61	84	A	Creighton	77 65	121	A	Montana	64 41
12	A	Drake	64 76	30	H	South Dakota St.	105 98	100	N	Loyola Marymount	67 40	129	N	Grambling	67 53
16	N	Indiana	60 68	48	H	Green Bay	55 49					141	A	Missouri St.	85 74
												154	A	Denver	99 104
												246	N	Wichita St.	73 64
												290	H	Incarinate Word	96 43
												321	A	North Dakota St.	67 41
LAST 12 Division I GAMES:															
				30	H	South Dakota St.	105 98	321	A	North Dakota St.	67 41				
				154	A	Denver	99 104	16	N	Indiana	60 68				
				48	H	Green Bay	55 49	100	N	Loyola Marymount	67 40				
				3	H	Iowa St.	64 59	129	N	Grambling	67 53				
				121	A	Montana	64 41	26	A	Missouri	74 61				
				246	N	Wichita St.	73 64	141	A	Missouri St.	85 74				

Non-Div I Games: Bellevue 79 40 St. Mary (NE) 112 52

South Dakota

Average RPI Win:	146	WON-LOST	WINNING	LAST 10	STRENGTH OF	OPP. STRENGTH	TEAM	ADJ.	CONF.	ADJ CONF.
Average RPI Loss:	22	RECORD	PCT. RANK	GAMES	SCHEDULE	OF SCHEDULE	RPI	RPI	RPI	RPI
DIV. I ONLY	11- 6	100	7-3	42	17	30	30	18	18	
DIV. I NON-CONF.	8- 5	120	0- 0	17	5	20	20	15	15	

TOTALS	RPI 1-25	RPI 26-50	W-L RECORDS	RPI 51-100	RPI 101-150	RPI 150+				
11- 6	2- 4	1- 1	OVERALL	2- 1	2- 0	4- 0				
6- 1	1- 1	1- 0	HOME	2- 0	0- 0	2- 0				
5- 3	1- 2	0- 1	AWAY	0- 0	2- 0	2- 0				
0- 2	0- 1	0- 0	NEUTRAL	0- 1	0- 0	0- 0				
8- 5	2- 3	1- 1	NON-CONFERENCE	2- 1	2- 0	1- 0				
5- 1	1- 1	1- 0	HOME	2- 0	0- 0	1- 0				
3- 2	1- 1	0- 1	AWAY	0- 0	2- 0	0- 0				
0- 2	0- 1	0- 0	NEUTRAL	0- 1	0- 0	0- 0				
3- 1	0- 1	0- 0	CONFERENCE	0- 0	0- 0	3- 0				
1- 0	0- 0	0- 0	HOME	0- 0	0- 0	1- 0				
2- 1	0- 1	0- 0	AWAY	0- 0	0- 0	2- 0				
0- 0	0- 0	0- 0	NEUTRAL	0- 0	0- 0	0- 0				

RPI 1-25				RPI 26-50				RPI 51-100				RPI 101+			
RPI	S	Opponent	Score	RPI	S	Opponent	Score	RPI	S	Opponent	Score	RPI	S	Opponent	Score
5	H	Oregon	79 87	38	A	Wyomi ng	70 77	51	N	Buffal o	55 61	123	A	Chattanooga	71 54
8	N	Baylor	66 72	48	H	Green Bay	77 47	84	H	Creighton	74 48	136	A	Montana St.	88 67
12	H	Drake	80 71					92	H	FGCU	80 62	154	H	Denver	76 59
13	A	Marquette	52 91									248	A	Western Ill.	93 84
17	A	South Dakota	98 105									342	A	Purdue Fort Wayne	85 52
21	A	Central Mich.	80 71									346	H	Savannah St.	97 49

LAST 12 Division I GAMES:															
154	H	Denver	76 59	342	A	Purdue Fort Wayne	85 52								
17	A	South Dakota	98 105	248	A	Western Ill.	93 84								
12	H	Drake	80 71	38	A	Wyomi ng	70 77								
123	A	Chattanooga	71 54	136	A	Montana St.	88 67								
48	H	Green Bay	77 47	346	H	Savannah St.	97 49								
51	N	Buffal o	55 61	5	H	Oregon	79 87								

Non-Div I Games:

South Dakota St.

Average RPI	Win: 201	WON-LOST	WINNING	LAST 10	STRENGTH OF	OPP. STRENGTH	TEAM	ADJ.	CONF.	ADJ CONF.
Average RPI	Loss: 58	RECORD	PCT. RANK	GAMES	SCHEDULE	OF SCHEDULE	RPI	RPI	RPI	RPI
DIV. I ONLY	10- 6	106	6-4	206	31	146	146	9	9	
DIV. I NON-CONF.	9- 5	105	0- 0	230	20	144	144	9	9	

TOTALS	RPI 1-25	RPI 26-50	W-L RECORDS	RPI 51-100	RPI 101-150	RPI 150+				
10- 6	0- 2	1- 2	OVERALL	0- 1	3- 1	6- 0				
7- 1	0- 1	0- 0	HOME	0- 0	2- 0	5- 0				
2- 1	0- 0	0- 1	AWAY	0- 0	1- 0	1- 0				
1- 4	0- 1	1- 1	NEUTRAL	0- 1	0- 1	0- 0				
9- 5	0- 1	1- 2	NON-CONFERENCE	0- 1	3- 1	5- 0				
7- 0	0- 0	0- 0	HOME	0- 0	2- 0	5- 0				
1- 1	0- 0	0- 1	AWAY	0- 0	1- 0	0- 0				
1- 4	0- 1	1- 1	NEUTRAL	0- 1	0- 1	0- 0				
1- 1	0- 1	0- 0	CONFERENCE	0- 0	0- 0	1- 0				
0- 1	0- 1	0- 0	HOME	0- 0	0- 0	0- 0				
1- 0	0- 0	0- 0	AWAY	0- 0	0- 0	1- 0				
0- 0	0- 0	0- 0	NEUTRAL	0- 0	0- 0	0- 0				

RPI 1-25				RPI 26-50				RPI 51-100				RPI 101+ Team's RPI: 146			
RPI	S	Opponent	Score	RPI	S	Opponent	Score	RPI	S	Opponent	Score	RPI	S	Opponent	Score
20	N	Kentucky	63 85	31	N	UCLA	60 56	84	N	Creighton	76 83	123	N	Virginia	67 74
22	H	UCF	49 62	49	N	North Carolina	69 71					129	H	Grambling	67 50
				50	A	LSU	49 78					132	A	Ohio St.	71 47
												137	H	Oklahoma	87 70
												198	H	George Washington	63 30
												217	H	Bethune-Cookman	88 39
												255	A	Temple	63 53
												300	H	Albany (NY)	74 37
												307	H	New Hampshire	79 36
												308	H	Vermont	102 55

LAST 12 Division I GAMES:															
22	H	UCF	49 62	50	A	LSU	49 78	123	N	Virginia	67 74				
255	A	Temple	63 53					84	N	Creighton	76 83				
307	H	New Hampshire	79 36					308	H	Vermont	102 55				
31	N	UCLA	60 56					129	H	Grambling	67 50				
49	N	North Carolina	69 71					198	H	George Washington	63 30				
20	N	Kentucky	63 85												

Non-Div I Games:

South Fla.

Average RPI Win:	294	WON-LOST	WINNING	LAST 10	STRENGTH OF	OPP. STRENGTH	TEAM	ADJ.	CONF.	ADJ CONF.
Average RPI Loss:	149	RECORD	PCT. RANK	GAMES	SCHEDULE	OF SCHEDULE	RPI	RPI	RPI	RPI

DIV. I ONLY	5- 7	214	6-4	170	337	199	199	21	21
DIV. I NON-CONF.	3- 6	241	0- 0	168	319	220	220	20	20
TOTALS	RPI 1-25	RPI 26-50	W-L RECORDS	RPI 51-100	RPI 101-150	RPI 150+			
5- 7	0- 1	0- 0	OVERALL	0- 0	0- 3	5- 3			
2- 2	0- 0	0- 0	HOME	0- 0	0- 2	2- 0			
3- 4	0- 1	0- 0	AWAY	0- 0	0- 1	3- 2			
0- 1	0- 0	0- 0	NEUTRAL	0- 0	0- 0	0- 1			
3- 6	0- 1	0- 0	NON-CONFERENCE	0- 0	0- 2	3- 3			
1- 1	0- 0	0- 0	HOME	0- 0	0- 1	1- 0			
2- 4	0- 1	0- 0	AWAY	0- 0	0- 1	2- 2			
0- 1	0- 0	0- 0	NEUTRAL	0- 0	0- 0	0- 1			
2- 1	0- 0	0- 0	CONFERENCE	0- 0	0- 1	2- 0			
1- 1	0- 0	0- 0	HOME	0- 0	0- 1	1- 0			
1- 0	0- 0	0- 0	AWAY	0- 0	0- 0	1- 0			
0- 0	0- 0	0- 0	NEUTRAL	0- 0	0- 0	0- 0			

RPI 1-25	RPI 26-50	RPI 51-100	RPI 101+	Team's RPI: 199
RPI S Opponent Score	RPI S Opponent Score	RPI S Opponent Score	RPI S Opponent Score	
11 A Mississippi St. 53 88			118 H UT Martin 73 80	
			123 H Indiana St. 51 62	
			150 A Southern Ill. 40 60	
			165 N North Ala. 67 80	
			186 A Bradley 79 85	
			225 A SIUE 62 52	
			248 H Western Ill. 81 71	
			292 A Memphis 57 69	
			320 A NJIT 68 58	
			336 H Austin Peay 64 54	
			343 A Evansville 54 50	
LAST 12 Division I GAMES:				
336 H Austin Peay 64 54	225 A SIUE 62 52			
118 H UT Martin 73 80	292 A Memphis 57 69			
248 H Western Ill. 81 71	343 A Evansville 54 50			
150 A Southern Ill. 40 60	123 H Indiana St. 51 62			
186 A Bradley 79 85	320 A NJIT 68 58			
11 A Mississippi St. 53 88	165 N North Ala. 67 80			

Non-Div I Games: Ill.-Springfield 82 46 Harris-Stowe 80 65

Average RPI Win:	310	WON-LOST	WINNING	LAST 10	STRENGTH OF	OPP. STRENGTH	TEAM	ADJ.	CONF.	ADJ CONF.
Average RPI Loss:	146	RECORD	PCT. RANK	GAMES	SCHEDULE	OF SCHEDULE	RPI	RPI	RPI	RPI
DIV. I ONLY	5- 6	203	4-6	299	290	234	234	25	25	
DIV. I NON-CONF.	4- 5	190	0- 0	288	299	224	224	22	22	

TOTALS	RPI 1-25	RPI 26-50	W-L RECORDS	RPI 51-100	RPI 101-150	RPI 150+				
5- 6	0- 0	0- 1	OVERALL	0- 1	0- 1	5- 3				
2- 2	0- 0	0- 0	HOME	0- 1	0- 0	2- 1				
3- 4	0- 0	0- 1	AWAY	0- 0	0- 1	3- 2				
0- 0	0- 0	0- 0	NEUTRAL	0- 0	0- 0	0- 0				
4- 5	0- 0	0- 1	NON-CONFERENCE	0- 0	0- 1	4- 3				
1- 1	0- 0	0- 0	HOME	0- 0	0- 0	1- 1				
3- 4	0- 0	0- 1	AWAY	0- 0	0- 1	3- 2				
0- 0	0- 0	0- 0	NEUTRAL	0- 0	0- 0	0- 0				
1- 1	0- 0	0- 0	CONFERENCE	0- 1	0- 0	1- 0				
1- 1	0- 0	0- 0	HOME	0- 1	0- 0	1- 0				
0- 0	0- 0	0- 0	AWAY	0- 0	0- 0	0- 0				
0- 0	0- 0	0- 0	NEUTRAL	0- 0	0- 0	0- 0				

RPI 1-25				RPI 26-50				RPI 51-100				RPI 101+ Team's RPI: 234			
RPI	S	Opponent	Score	RPI	S	Opponent	Score	RPI	S	Opponent	Score	RPI	S	Opponent	Score
				50	A	LSU	52 72	56	H	SFA	51 62	117	A	Al abama	40 88
												153	A	Loui si ana Tech	53 72
												236	A	SMU	63 62
												241	H	Southern Mi ss.	52 59
												261	A	Al abama A&M	48 51
												304	H	La. -Monroe	49 42
												327	A	Jackson St.	50 45
												333	H	Central Ark.	62 53
												351	A	Al corn	77 59

LAST 12 Division I GAMES:															
333	H	Central Ark.	62 53	50	A	LSU	52 72	241	H	Southern Mi ss.	52 59				
56	H	SFA	51 62	304	H	La. -Monroe	49 42	261	A	Al abama A&M	48 51				
236	A	SMU	63 62	153	A	Loui si ana Tech	53 72	327	A	Jackson St.	50 45				
351	A	Al corn	77 59												
117	A	Al abama	40 88												

Non-Div I Games: Mobile 70 57 Xavier (LA) 47 59

Average RPI	Win:	193	WON-LOST	WINNING	LAST 10	STRENGTH OF	OPP. STRENGTH	TEAM	ADJ.	CONF.	ADJ CONF.
Average RPI	Loss:	21	RECORD	PCT. RANK	GAMES	SCHEDULE	OF SCHEDULE	RPI	RPI	RPI	RPI
DIV. I ONLY		10- 5	86	5-5	86	46	57	57	2	2	
DIV. I NON-CONF.		10- 1	19	0- 0	201	164	38	38	2	2	

TOTALS	RPI 1-25		RPI 26-50		W-L RECORDS	RPI 51-100		RPI 101-150		RPI 150+	
10- 5	0- 3		0- 2		OVERALL	0- 0		2- 0		8- 0	
5- 2	0- 1		0- 1		HOME	0- 0		1- 0		4- 0	
4- 3	0- 2		0- 1		AWAY	0- 0		1- 0		3- 0	
1- 0	0- 0		0- 0		NEUTRAL	0- 0		0- 0		1- 0	
10- 1	0- 0		0- 1		NON-CONFERENCE	0- 0		2- 0		8- 0	
5- 0	0- 0		0- 0		HOME	0- 0		1- 0		4- 0	
4- 1	0- 0		0- 1		AWAY	0- 0		1- 0		3- 0	
1- 0	0- 0		0- 0		NEUTRAL	0- 0		0- 0		1- 0	
0- 4	0- 3		0- 1		CONFERENCE	0- 0		0- 0		0- 0	
0- 2	0- 1		0- 1		HOME	0- 0		0- 0		0- 0	
0- 2	0- 2		0- 0		AWAY	0- 0		0- 0		0- 0	
0- 0	0- 0		0- 0		NEUTRAL	0- 0		0- 0		0- 0	

RPI	S	Opponent	Score	RPI	S	Opponent	Score	RPI	S	Opponent	Score	RPI	S	Opponent	Score
2	A	Stanford	64 72	31	H	UCLA	65 72					109	H	Fresno St.	62 61
5	H	Oregon	53 93	44	A	Texas A&M	51 71					135	A	UT Arlington	73 61
24	A	Cal i forni a	59 66									156	N	Utah St.	55 46
												159	H	CSUN	58 42
												175	H	Santa Clara	77 46
												210	A	Long Beach St.	86 50
												211	H	UC Ri versi de	73 55
												232	A	UNLV	86 72
												247	A	Nevada	72 51
												294	H	UC Santa Barbara	82 39

LAST 12 Di vi si on I GAMES:															
5	H	Oregon	53 93	31	H	UCLA	65 72								
24	A	Cal i forni a	59 66	135	A	UT Arlington	73 61								
2	A	Stanford	64 72	44	A	Texas A&M	51 71								
247	A	Nevada	72 51	159	H	CSUN	58 42								
156	N	Utah St.	55 46	232	A	UNLV	86 72								
175	H	Santa Clara	77 46	109	H	Fresno St.	62 61								

Non-Di v I Games:

Southern Cal i forni a

Average RPI Win:	199	WON-LOST	WINNING	LAST 10	STRENGTH OF	OPP. STRENGTH	TEAM	ADJ.	CONF.	ADJ CONF.
Average RPI Loss:	112	RECORD	PCT. RANK	GAMES	SCHEDULE	OF SCHEDULE	RPI	RPI	RPI	RPI
DIV. I ONLY	8- 5	110	6-4	194	131	150	150	13	13	
DIV. I NON-CONF.	7- 4	109	0- 0	147	90	91	91	13	13	

TOTALS	RPI 1-25	RPI 26-50	W-L RECORDS	RPI 51-100	RPI 101-150	RPI 150+				
8- 5	0- 1	0- 0	OVERALL	2- 0	1- 3	5- 1				
6- 1	0- 0	0- 0	HOME	1- 0	1- 1	4- 0				
1- 3	0- 0	0- 0	AWAY	0- 0	0- 2	1- 1				
1- 1	0- 1	0- 0	NEUTRAL	1- 0	0- 0	0- 0				
7- 4	0- 1	0- 0	NON-CONFERENCE	2- 0	1- 2	4- 1				
5- 0	0- 0	0- 0	HOME	1- 0	1- 0	3- 0				
1- 3	0- 0	0- 0	AWAY	0- 0	0- 2	1- 1				
1- 1	0- 1	0- 0	NEUTRAL	1- 0	0- 0	0- 0				
1- 1	0- 0	0- 0	CONFERENCE	0- 0	0- 1	1- 0				
1- 1	0- 0	0- 0	HOME	0- 0	0- 1	1- 0				
0- 0	0- 0	0- 0	AWAY	0- 0	0- 0	0- 0				
0- 0	0- 0	0- 0	NEUTRAL	0- 0	0- 0	0- 0				

RPI	S	Opponent	Score	RPI	S	Opponent	Score	RPI	S	Opponent	Score	RPI	S	Opponent	Score	Team's RPI: 150
15	N	Arizona St.	38 82					90	H	Northern Ill.	82 73	112	A	Western Ky.	76 83	
								93	N	Hartford	72 50	118	A	UT Martin	94 95	
												123	H	Indiana St.	58 61	
												130	H	IUPUI	78 73	
												193	A	Saint Louis	58 62	
												199	H	Southeast Mo. St.	60 40	
												216	H	Eastern Ill.	73 59	
												252	H	Marshall	58 49	
												267	A	Murray St.	65 59	
												343	H	Evansville	67 47	

LAST 12 Division I GAMES:																
123	H	Indiana St.	58 61	267	A	Murray St.	65 59									
343	H	Evansville	67 47	216	H	Eastern Ill.	73 59									
130	H	IUPUI	78 73	90	H	Northern Ill.	82 73									
112	A	Western Ky.	76 83	193	A	Saint Louis	58 62									
252	H	Marshall	58 49	15	N	Arizona St.	38 82									
199	H	Southeast Mo. St.	60 40	93	N	Hartford	72 50									

Non-Div I Games:

Southern Ill.

Average RPI Win:	252	WON-LOST	WINNING	LAST 10	STRENGTH OF	OPP. STRENGTH	TEAM	ADJ.	CONF.	ADJ CONF.
Average RPI Loss:	116	RECORD	PCT. RANK	GAMES	SCHEDULE	OF SCHEDULE	RPI	RPI	RPI	RPI
DIV. I ONLY	6- 8	207	4-6	174	269	241	241	16	16	
DIV. I NON-CONF.	6- 5	143	0- 0	263	247	240	240	19	19	

TOTALS	RPI 1-25	RPI 26-50	W-L RECORDS	RPI 51-100	RPI 101-150	RPI 150+				
6- 8	0- 1	0- 0	OVERALL	0- 2	1- 2	5- 3				
5- 5	0- 1	0- 0	HOME	0- 0	1- 2	4- 2				
1- 3	0- 0	0- 0	AWAY	0- 2	0- 0	1- 1				
0- 0	0- 0	0- 0	NEUTRAL	0- 0	0- 0	0- 0				
6- 5	0- 1	0- 0	NON-CONFERENCE	0- 1	1- 1	5- 2				
5- 3	0- 1	0- 0	HOME	0- 0	1- 1	4- 1				
1- 2	0- 0	0- 0	AWAY	0- 1	0- 0	1- 1				
0- 0	0- 0	0- 0	NEUTRAL	0- 0	0- 0	0- 0				
0- 3	0- 0	0- 0	CONFERENCE	0- 1	0- 1	0- 1				
0- 2	0- 0	0- 0	HOME	0- 0	0- 1	0- 1				
0- 1	0- 0	0- 0	AWAY	0- 1	0- 0	0- 0				
0- 0	0- 0	0- 0	NEUTRAL	0- 0	0- 0	0- 0				

RPI 1-25				RPI 26-50				RPI 51-100				RPI 101+				Team's RPI: 241
RPI	S	Opponent	Score	RPI	S	Opponent	Score	RPI	S	Opponent	Score	RPI	S	Opponent	Score	
11	H	Mississippi St.	42 86					74	A	Tulane	54 71	111	H	Houston	44 61	
								77	A	Middle Tenn.	49 66	120	H	Rice	47 58	
												129	H	Grambling	68 47	
												157	A	South Alabama	68 77	
												172	H	North Texas	48 62	
												206	H	Sam Houston St.	61 65	
												209	H	Samford	76 40	
												234	A	Southeastern La.	59 52	
												254	H	Mississippi Val.	67 60	
												335	H	Northwestern St.	69 54	
												351	H	Alcorn	66 47	
LAST 12 Division I GAMES:																
77	A	Middle Tenn.	49 66	111	H	Houston	44 61	234	A	Southeastern La.	59 52	11	H	Mississippi St.	42 86	
172	H	North Texas	48 62	351	H	Alcorn	66 47	74	A	Tulane	54 71					
120	H	Rice	47 58	335	H	Northwestern St.	69 54									
206	H	Sam Houston St.	61 65													
254	H	Mississippi Val.	67 60													
209	H	Samford	76 40													

Non-Div I Games: William Carey 74 48 Blue Mountain (MS) 84 38

Southern Miss.

Average RPI	Win:	260	WON-LOST	WINNING	LAST 10	STRENGTH OF	OPP. STRENGTH	TEAM	ADJ.	CONF.	ADJ CONF.
Average RPI	Loss:	83	RECORD	PCT. RANK	GAMES	SCHEDULE	OF SCHEDULE	RPI	RPI	RPI	RPI
DIV. I ONLY		1- 8		327	2-8	11	110	197	197	28	28
DIV. I NON-CONF.		0- 7		336	0- 0	1	106	139	139	25	25

TOTALS	RPI 1-25		RPI 26-50		W-L RECORDS	RPI 51-100		RPI 101-150		RPI 150+	
1- 8	0- 3		0- 0		OVERALL	0- 2		0- 1		1- 2	
1- 2	0- 0		0- 0		HOME	0- 0		0- 0		1- 2	
0- 6	0- 3		0- 0		AWAY	0- 2		0- 1		0- 0	
0- 0	0- 0		0- 0		NEUTRAL	0- 0		0- 0		0- 0	
0- 7	0- 3		0- 0		NON-CONFERENCE	0- 2		0- 1		0- 1	
0- 1	0- 0		0- 0		HOME	0- 0		0- 0		0- 1	
0- 6	0- 3		0- 0		AWAY	0- 2		0- 1		0- 0	
0- 0	0- 0		0- 0		NEUTRAL	0- 0		0- 0		0- 0	
1- 1	0- 0		0- 0		CONFERENCE	0- 0		0- 0		1- 1	
1- 1	0- 0		0- 0		HOME	0- 0		0- 0		1- 1	
0- 0	0- 0		0- 0		AWAY	0- 0		0- 0		0- 0	
0- 0	0- 0		0- 0		NEUTRAL	0- 0		0- 0		0- 0	

RPI 1-25				RPI 26-50				RPI 51-100				RPI 101+ Team's RPI: 197			
RPI	S	Opponent	Score	RPI	S	Opponent	Score	RPI	S	Opponent	Score	RPI	S	Opponent	Score
8	A	Baylor	49 94					69	A	Michigan	35 76	144	A	Texas Tech	58 76
15	A	Arizona St.	47 69					83	A	TCU	40 69	157	H	South Alabama	49 53
20	A	Kentucky	41 91									166	H	Prairie View	54 55
												260	H	Texas Southern	63 61

LAST 12 Division I GAMES:															
260	H	Texas Southern	63 61	144	A	Texas Tech	58 76								
166	H	Prairie View	54 55	83	A	TCU	40 69								
69	A	Michigan	35 76	15	A	Arizona St.	47 69								
				157	H	South Alabama	49 53								
				8	A	Baylor	49 94								
				20	A	Kentucky	41 91								

Non-Div I Games: Dillard 61 63 Wiley 89 58 Louisiana Col. 77 53 Millsaps 71 36 Southern U.

Average RPI Win:	216	WON-LOST	WINNING	LAST 10	STRENGTH OF	OPP. STRENGTH	TEAM	ADJ.	CONF.	ADJ CONF.
Average RPI Loss:	130	RECORD	PCT. RANK	GAMES	SCHEDULE	OF SCHEDULE	RPI	RPI	RPI	RPI
DIV. I ONLY	4- 9	254	3-7	95	258	224	224	14	14	
DIV. I NON-CONF.	3- 6	241	0- 1	38	288	192	192	10	10	

TOTALS	RPI 1-25	RPI 26-50	W-L RECORDS	RPI 51-100	RPI 101-150	RPI 150+				
4- 9	0- 0	1- 1	OVERALL	0- 0	0- 5	3- 3				
4- 2	0- 0	1- 0	HOME	0- 0	0- 1	3- 1				
0- 7	0- 0	0- 1	AWAY	0- 0	0- 4	0- 2				
0- 0	0- 0	0- 0	NEUTRAL	0- 0	0- 0	0- 0				
3- 6	0- 0	1- 1	NON-CONFERENCE	0- 0	0- 2	2- 3				
3- 1	0- 0	1- 0	HOME	0- 0	0- 0	2- 1				
0- 5	0- 0	0- 1	AWAY	0- 0	0- 2	0- 2				
0- 0	0- 0	0- 0	NEUTRAL	0- 0	0- 0	0- 0				
1- 3	0- 0	0- 0	CONFERENCE	0- 0	0- 3	1- 0				
1- 1	0- 0	0- 0	HOME	0- 0	0- 1	1- 0				
0- 2	0- 0	0- 0	AWAY	0- 0	0- 2	0- 0				
0- 0	0- 0	0- 0	NEUTRAL	0- 0	0- 0	0- 0				

RPI	S	Opponent	Score	RPI	S	Opponent	Score	RPI	S	Opponent	Score	RPI	S	Opponent	Score	Team's RPI: 224
32	H	BYU	67 64	40	A	Boise St.	53 88					103	H	Idaho St.	57 69	
												104	A	UC Davis	45 68	
												121	A	Montana	57 79	
												136	A	Montana St.	64 69	
												141	A	UC Irvine	58 75	
												154	H	Denver	70 71	
												162	A	Oral Roberts	59 64	
												211	A	UC Riverside	50 56	
												228	H	San Diego	69 59	
												265	H	Utah Valley	60 59	
												338	H	Weber St.	84 79	
LAST 12 Division I GAMES:																
211	A	UC Riverside	50 56	154	H	Denver	70 71									
338	H	Weber St.	84 79	265	H	Utah Valley	60 59									
103	H	Idaho St.	57 69	162	A	Oral Roberts	59 64									
121	A	Montana	57 79	32	H	BYU	67 64									
136	A	Montana St.	64 69	104	A	UC Davis	45 68									
40	A	Boise St.	53 88	141	A	UC Irvine	58 75									

Non-Div I Games:

Southern Utah

Average RPI Win:	265	WON-LOST	WINNING	LAST 10	STRENGTH OF	OPP. STRENGTH	TEAM	ADJ.	CONF.	ADJ CONF.
Average RPI Loss:	123	RECORD	PCT. RANK	GAMES	SCHEDULE	OF SCHEDULE	RPI	RPI	RPI	RPI
DIV. I ONLY	4- 11	277	2-8	72	268	201	201	17	17	
DIV. I NON-CONF.	3- 10	278	0- 0	64	256	225	225	18	18	

TOTALS	RPI 1-25	RPI 26-50	W-L RECORDS	RPI 51-100	RPI 101-150	RPI 150+				
4- 11	0- 0	0- 0	OVERALL	0- 5	0- 2	4- 4				
2- 4	0- 0	0- 0	HOME	0- 2	0- 1	2- 1				
2- 6	0- 0	0- 0	AWAY	0- 2	0- 1	2- 3				
0- 1	0- 0	0- 0	NEUTRAL	0- 1	0- 0	0- 0				
3- 10	0- 0	0- 0	NON-CONFERENCE	0- 5	0- 1	3- 4				
2- 3	0- 0	0- 0	HOME	0- 2	0- 0	2- 1				
1- 6	0- 0	0- 0	AWAY	0- 2	0- 1	1- 3				
0- 1	0- 0	0- 0	NEUTRAL	0- 1	0- 0	0- 0				
1- 1	0- 0	0- 0	CONFERENCE	0- 0	0- 1	1- 0				
0- 1	0- 0	0- 0	HOME	0- 0	0- 1	0- 0				
1- 0	0- 0	0- 0	AWAY	0- 0	0- 0	1- 0				
0- 0	0- 0	0- 0	NEUTRAL	0- 0	0- 0	0- 0				

RPI 1-25				RPI 26-50				RPI 51-100				RPI 101+				Team's RPI: 201
RPI	S	Opponent	Score	RPI	S	Opponent	Score	RPI	S	Opponent	Score	RPI	S	Opponent	Score	
								51	A	Buffal o	43 90	108	A	Georgi a	40 67	
								60	N	Ohi o	53 70	147	H	Duquesne	54 60	
								65	H	Bucknel l	46 77	154	A	Denver	62 76	
								86	A	Penn St.	65 80	163	A	Akron	58 67	
								96	H	Kent St.	64 76	192	A	Cornel l	44 58	
												227	H	Hofstra	59 67	
												229	A	George Mason	68 57	
												245	A	Ni agara	76 48	
												269	H	Si ena	74 58	
												315	H	Can i si us	100 94	

LAST 12 Division I GAMES:																
				229	A	George Mason	68 57	269	H	Si ena	74 58					
				147	H	Duquesne	54 60	163	A	Akron	58 67					
				192	A	Cornel l	44 58	65	H	Bucknel l	46 77					
				51	A	Buffal o	43 90	154	A	Denver	62 76					
				96	H	Kent St.	64 76	60	N	Ohi o	53 70					
				86	A	Penn St.	65 80	227	H	Hofstra	59 67					

Non-Div I Games:

St. Bonaventure

Average RPI Win:	301	WON-LOST	WINNING	LAST 10	STRENGTH OF	OPP. STRENGTH	TEAM	ADJ.	CONF.	ADJ CONF.
Average RPI Loss:	208	RECORD	PCT. RANK	GAMES	SCHEDULE	OF SCHEDULE	RPI	RPI	RPI	RPI
DIV. I ONLY	7- 6	144	5-5	345	322	273	273	31	31	
DIV. I NON-CONF.	5- 6	177	0- 0	339	321	294	294	31	31	

TOTALS	RPI 1-25	RPI 26-50	W-L RECORDS	RPI 51-100	RPI 101-150	RPI 150+				
7- 6	0- 0	0- 0	OVERALL	0- 2	0- 1	7- 3				
3- 2	0- 0	0- 0	HOME	0- 1	0- 0	3- 1				
3- 3	0- 0	0- 0	AWAY	0- 1	0- 1	3- 1				
1- 1	0- 0	0- 0	NEUTRAL	0- 0	0- 0	1- 1				
5- 6	0- 0	0- 0	NON-CONFERENCE	0- 2	0- 1	5- 3				
2- 2	0- 0	0- 0	HOME	0- 1	0- 0	2- 1				
2- 3	0- 0	0- 0	AWAY	0- 1	0- 1	2- 1				
1- 1	0- 0	0- 0	NEUTRAL	0- 0	0- 0	1- 1				
2- 0	0- 0	0- 0	CONFERENCE	0- 0	0- 0	2- 0				
1- 0	0- 0	0- 0	HOME	0- 0	0- 0	1- 0				
1- 0	0- 0	0- 0	AWAY	0- 0	0- 0	1- 0				
0- 0	0- 0	0- 0	NEUTRAL	0- 0	0- 0	0- 0				

RPI 1-25				RPI 26-50				RPI 51-100				RPI 101+ Team's RPI: 273					
RPI	S	Opponent	Score	RPI	S	Opponent	Score	RPI	S	Opponent	Score	RPI	S	Opponent	Score		
								94	H	Princeton	64	83	138	A	Stony Brook	67	74
								97	A	Seton Hall	77	100	190	A	Morehead St.	101	94
												300	H	Albany (NY)	60	67	
												302	A	Bryant	60	55	
												305	H	Saint Peter's	74	70	
												309	N	Valparaiso	76	78	
												310	A	Army West Point	57	69	
												313	A	Loyola Maryland	75	70	
												318	H	Wagner	76	61	
												339	N	Chicago St.	110	73	
												341	H	Manhattan	73	65	
LAST 12 Division I GAMES:																	
				302	A	Bryant	60	55	313	A	Loyola Maryland	75	70				
				318	H	Wagner	76	61	310	A	Army West Point	57	69				
				138	A	Stony Brook	67	74	97	A	Seton Hall	77	100				
				94	H	Princeton	64	83	190	A	Morehead St.	101	94				
				300	H	Albany (NY)	60	67	309	N	Valparaiso	76	78				
				305	H	Saint Peter's	74	70	339	N	Chicago St.	110	73				

Non-Div I Games: Mercy 102 51

St. Francis Brooklyn

Average RPI Win:	221	WON-LOST	WINNING	LAST 10	STRENGTH OF	OPP. STRENGTH	TEAM	ADJ.	CONF.	ADJ CONF.
Average RPI Loss:	61	RECORD	PCT. RANK	GAMES	SCHEDULE	OF SCHEDULE	RPI	RPI	RPI	RPI
DIV. I ONLY	8- 7	157	4-6	64	116	85	85	5	5	
DIV. I NON-CONF.	7- 4	109	0- 0	132	125	84	84	5	5	

TOTALS	RPI 1-25	RPI 26-50	W-L RECORDS	RPI 51-100	RPI 101-150	RPI 150+				
8- 7	0- 3	0- 0	OVERALL	1- 2	1- 2	6- 0				
2- 2	0- 1	0- 0	HOME	0- 0	1- 1	1- 0				
4- 4	0- 1	0- 0	AWAY	0- 2	0- 1	4- 0				
2- 1	0- 1	0- 0	NEUTRAL	1- 0	0- 0	1- 0				
7- 4	0- 2	0- 0	NON-CONFERENCE	1- 1	1- 1	5- 0				
2- 1	0- 1	0- 0	HOME	0- 0	1- 0	1- 0				
3- 2	0- 0	0- 0	AWAY	0- 1	0- 1	3- 0				
2- 1	0- 1	0- 0	NEUTRAL	1- 0	0- 0	1- 0				
1- 3	0- 1	0- 0	CONFERENCE	0- 1	0- 1	1- 0				
0- 1	0- 0	0- 0	HOME	0- 0	0- 1	0- 0				
1- 2	0- 1	0- 0	AWAY	0- 1	0- 0	1- 0				
0- 0	0- 0	0- 0	NEUTRAL	0- 0	0- 0	0- 0				

RPI 1-25				RPI 26-50				RPI 51-100 Team's RPI: 85				RPI 101+			
RPI	S	Opponent	Score	RPI	S	Opponent	Score	RPI	S	Opponent	Score	RPI	S	Opponent	Score
7	N	UConn	55 65					59	N	Purdue	68 62	106	A	Wake Forest	59 64
18	A	Butler	45 66					71	A	James Madison	51 64	107	H	Providence	66 67
23	H	Florida St.	53 57					97	A	Seton Hall	67 77	109	H	Yale	56 52
												160	A	Xavier	76 57
												223	N	Ole Miss	64 59
												257	A	La Salle	83 57
												303	A	Iona	61 35
												310	A	Army West Point	60 49
												347	H	Delaware St.	82 44

LAST 12 Division I GAMES:															
107	H	Providence	66 67	23	H	Florida St.	53 57								
18	A	Butler	45 66	109	H	Yale	56 52								
160	A	Xavier	76 57	106	A	Wake Forest	59 64								
97	A	Seton Hall	67 77	347	H	Delaware St.	82 44								
71	A	James Madison	51 64	223	N	Ole Miss	64 59								
257	A	La Salle	83 57	7	N	UConn	55 65								

Non-Div I Games:

St. John's (NY)

Average RPI	Win:	102	WON-LOST	WINNING	LAST 10	STRENGTH OF	OPP. STRENGTH	TEAM	ADJ.	CONF.	ADJ CONF.
Average RPI	Loss:	10	RECORD	PCT. RANK	GAMES	SCHEDULE	OF SCHEDULE	RPI	RPI	RPI	RPI
DIV. I ONLY		13- 1		10	9-1	10	15	2	2	2	2
DIV. I NON-CONF.		10- 1		19	0- 0	20	48	4	4	2	2

TOTALS	RPI 1-25		RPI 26-50		W-L RECORDS	RPI 51-100		RPI 101-150		RPI 150+	
13- 1	2- 1		2- 0		OVERALL	3- 0		3- 0		3- 0	
7- 0	1- 0		1- 0		HOME	1- 0		2- 0		2- 0	
4- 1	1- 1		1- 0		AWAY	1- 0		0- 0		1- 0	
2- 0	0- 0		0- 0		NEUTRAL	1- 0		1- 0		0- 0	
10- 1	1- 1		1- 0		NON-CONFERENCE	2- 0		3- 0		3- 0	
5- 0	1- 0		0- 0		HOME	0- 0		2- 0		2- 0	
3- 1	0- 1		1- 0		AWAY	1- 0		0- 0		1- 0	
2- 0	0- 0		0- 0		NEUTRAL	1- 0		1- 0		0- 0	
3- 0	1- 0		1- 0		CONFERENCE	1- 0		0- 0		0- 0	
2- 0	0- 0		1- 0		HOME	1- 0		0- 0		0- 0	
1- 0	1- 0		0- 0		AWAY	0- 0		0- 0		0- 0	
0- 0	0- 0		0- 0		NEUTRAL	0- 0		0- 0		0- 0	

RPI	S	Opponent	Score	RPI	S	Opponent	Score	RPI	S	Opponent	Score	RPI	S	Opponent	Score
8	H	Bayl or	68 63	29	A	Tennessee	95 85	51	A	Buffal o	62 55	104	H	UC Davi s	71 43
10	A	Gonzaga	73 79	31	H	UCLA	86 80	57	H	Southern Cal i forn i a	72 64	105	H	Idaho	115 71
15	A	Ari zona St.	72 65					92	N	FGCU	88 65	149	N	Ameri can	71 49
												159	H	CSUN	69 43
												240	H	San Franci sco	96 62
												281	A	Hawai i	81 59

LAST 12 Division I GAMES:															
15	A	Ari zona St.	72 65	8	H	Bayl or	68 63	10	A	Gonzaga	73 79	281	A	Hawai i	81 59
31	H	UCLA	86 80	10	A	Gonzaga	73 79	149	N	Ameri can	71 49	92	N	FGCU	88 65
57	H	Southern Cal i forn i a	72 64	281	A	Hawai i	81 59	92	N	FGCU	88 65	240	H	San Franci sco	96 62
159	H	CSUN	69 43	149	N	Ameri can	71 49								
51	A	Buffal o	62 55												
29	A	Tennessee	95 85												

Non-Div I Games:

Stanford

Average RPI Win:	273	WON-LOST	WINNING	LAST 10	STRENGTH OF	OPP. STRENGTH	TEAM	ADJ.	CONF.	ADJ CONF.
Average RPI Loss:	94	RECORD	PCT. RANK	GAMES	SCHEDULE	OF SCHEDULE	RPI	RPI	RPI	RPI
DIV. I ONLY	4- 9	254	6-4	97	181	226	226	26	26	
DIV. I NON-CONF.	3- 9	271	0- 0	68	170	236	236	27	27	

TOTALS	RPI 1-25	RPI 26-50	W-L RECORDS	RPI 51-100	RPI 101-150	RPI 150+				
4- 9	0- 1	0- 2	OVERALL	0- 2	0- 3	4- 1				
4- 2	0- 1	0- 0	HOME	0- 1	0- 0	4- 0				
0- 4	0- 0	0- 2	AWAY	0- 0	0- 2	0- 0				
0- 3	0- 0	0- 0	NEUTRAL	0- 1	0- 1	0- 1				
3- 9	0- 1	0- 2	NON-CONFERENCE	0- 2	0- 3	3- 1				
3- 2	0- 1	0- 0	HOME	0- 1	0- 0	3- 0				
0- 4	0- 0	0- 2	AWAY	0- 0	0- 2	0- 0				
0- 3	0- 0	0- 0	NEUTRAL	0- 1	0- 1	0- 1				
1- 0	0- 0	0- 0	CONFERENCE	0- 0	0- 0	1- 0				
1- 0	0- 0	0- 0	HOME	0- 0	0- 0	1- 0				
0- 0	0- 0	0- 0	AWAY	0- 0	0- 0	0- 0				
0- 0	0- 0	0- 0	NEUTRAL	0- 0	0- 0	0- 0				

RPI 1-25				RPI 26-50				RPI 51-100				RPI 101+ Team's RPI: 226			
RPI	S	Opponent	Score	RPI	S	Opponent	Score	RPI	S	Opponent	Score	RPI	S	Opponent	Score
22	H	UCF	55 78	29	A	Tennessee	55 65	73	H	Penn	53 75	116	N	Marist	69 76
				34	A	Texas	46 65	81	N	Wright St.	44 57	117	A	Alabama	47 59
												148	A	Tulsa	54 55
												171	H	North Dakota	74 63
												227	N	Hofstra	50 53
												271	H	Liberty	69 52
												321	H	North Dakota St.	60 59
												330	H	Florida A&M	69 44
LAST 12 Division I GAMES:															
271	H	Liberty	69 52	29	A	Tennessee	55 65	117	A	Alabama	47 59				
73	H	Penn	53 75					227	N	Hofstra	50 53				
321	H	North Dakota St.	60 59					81	N	Wright St.	44 57				
330	H	Florida A&M	69 44					116	N	Marist	69 76				
171	H	North Dakota	74 63					22	H	UCF	55 78				
34	A	Texas	46 65												

Non-Div I Games: Central St. (OH) 81 51 Webber Int'l 80 52

Stetson

Average RPI Win:	260	WON-LOST	WINNING	LAST 10	STRENGTH OF	OPP. STRENGTH	TEAM	ADJ.	CONF.	ADJ CONF.
Average RPI Loss:	67	RECORD	PCT. RANK	GAMES	SCHEDULE	OF SCHEDULE	RPI	RPI	RPI	RPI
DIV. I ONLY	12- 3	37	8-2	310	229	138	138	23	23	
DIV. I NON-CONF.	10- 2	37	0- 0	294	259	101	101	23	23	

TOTALS	RPI 1-25	RPI 26-50	W-L RECORDS	RPI 51-100	RPI 101-150	RPI 150+				
12- 3	0- 1	0- 0	OVERALL	1- 2	0- 0	11- 0				
7- 1	0- 0	0- 0	HOME	0- 1	0- 0	7- 0				
5- 2	0- 1	0- 0	AWAY	1- 1	0- 0	4- 0				
0- 0	0- 0	0- 0	NEUTRAL	0- 0	0- 0	0- 0				
10- 2	0- 1	0- 0	NON-CONFERENCE	1- 1	0- 0	9- 0				
6- 0	0- 0	0- 0	HOME	0- 0	0- 0	6- 0				
4- 2	0- 1	0- 0	AWAY	1- 1	0- 0	3- 0				
0- 0	0- 0	0- 0	NEUTRAL	0- 0	0- 0	0- 0				
2- 1	0- 0	0- 0	CONFERENCE	0- 1	0- 0	2- 0				
1- 1	0- 0	0- 0	HOME	0- 1	0- 0	1- 0				
1- 0	0- 0	0- 0	AWAY	0- 0	0- 0	1- 0				
0- 0	0- 0	0- 0	NEUTRAL	0- 0	0- 0	0- 0				

RPI 1-25				RPI 26-50				RPI 51-100				RPI 101+				Team's RPI: 138
RPI	S	Opponent	Score	RPI	S	Opponent	Score	RPI	S	Opponent	Score	RPI	S	Opponent	Score	
19	A	Rutgers	47 61					86	A	Penn St.	81 70	192	H	Cornell	63 61	
								89	A	Toledo	48 80	227	H	Hofstra	77 49	
								93	H	Hartford	36 64	230	A	Sacred Heart	73 58	
												244	A	Binghamton	65 56	
												264	H	Ga. Southern	72 43	
												273	H	St. Francis Brooklyn	74 67	
												296	H	UMass Lowell	76 56	
												303	A	Iona	53 51	
												318	H	Wagner	70 45	
												341	A	Manhattan	79 48	
												349	H	Fairleigh Dickinson	63 49	

LAST 12 Division I GAMES:																
244	A	Binghamton	65 56	303	A	Iona	53 51									
296	H	UMass Lowell	76 56	349	H	Fairleigh Dickinson	63 49									
93	H	Hartford	36 64	230	A	Sacred Heart	73 58									
273	H	St. Francis Brooklyn	74 67	192	H	Cornell	63 61									
89	A	Toledo	48 80	86	A	Penn St.	81 70									
318	H	Wagner	70 45	264	H	Ga. Southern	72 43									

Non-Div I Games: SUNY New Paltz 87 50

Stony Brook

Average RPI Loss: 40

DIV. I ONLY	13- 2	17	9-1	3	79	4	4	1	1
DIV. I NON-CONF.	11- 2	33	0- 0	13	77	6	6	1	1
TOTALS	RPI 1-25	RPI 26-50	W-L RECORDS	RPI 51-100	RPI 101-150	RPI 150+			
13- 2	1- 1	2- 0	OVERALL	6- 1	1- 0	3- 0			
6- 0	0- 0	1- 0	HOME	2- 0	0- 0	3- 0			
2- 2	0- 1	0- 0	AWAY	2- 1	0- 0	0- 0			
5- 0	1- 0	1- 0	NEUTRAL	2- 0	1- 0	0- 0			
11- 2	1- 1	2- 0	NON-CONFERENCE	4- 1	1- 0	3- 0			
6- 0	0- 0	1- 0	HOME	2- 0	0- 0	3- 0			
0- 2	0- 1	0- 0	AWAY	0- 1	0- 0	0- 0			
5- 0	1- 0	1- 0	NEUTRAL	2- 0	1- 0	0- 0			
2- 0	0- 0	0- 0	CONFERENCE	2- 0	0- 0	0- 0			
0- 0	0- 0	0- 0	HOME	0- 0	0- 0	0- 0			
2- 0	0- 0	0- 0	AWAY	2- 0	0- 0	0- 0			
0- 0	0- 0	0- 0	NEUTRAL	0- 0	0- 0	0- 0			

RPI 1-25				Team's RPI: 4			
RPI	S	Opponent	Score				
5	A	Oregon	73 75				
22	N	UCF	57 52				

RPI 26-50			
RPI	S	Opponent	Score
44	H	Texas A&M	75 65
45	N	DePaul	83 81

RPI 51-100			
RPI	S	Opponent	Score
52	N	Kansas St.	70 61
65	H	Bucknell I	70 56
67	A	Clemson	84 75
75	A	Minnesota	68 72
76	A	Virginia Tech	75 73
87	H	Towson	98 55
94	N	Princeton	92 61

RPI 101+			
RPI	S	Opponent	Score
147	N	Duquesne	87 71
171	H	North Dakota	85 49
203	H	UMES	96 51
245	H	Niagara	94 45

LAST 12 Division I GAMES:			
76	A	Virginia Tech	75 73
67	A	Clemson	84 75
22	N	UCF	57 52
147	N	Duquesne	87 71
245	H	Niagara	94 45
203	H	UMES	96 51
87	H	Towson	98 55
75	A	Minnesota	68 72
45	N	DePaul	83 81
94	N	Princeton	92 61
52	N	Kansas St.	70 61
65	H	Bucknell I	70 56

Non-Div I Games:

Syracuse

Average RPI	Win:	220	WON-LOST	WINNING	LAST 10	STRENGTH OF	OPP. STRENGTH	TEAM	ADJ.	CONF.	ADJ CONF.
Average RPI	Loss:	35	RECORD	PCT. RANK	GAMES	SCHEDULE	OF SCHEDULE	RPI	RPI	RPI	RPI
DIV. I ONLY		11- 3	45	8-2	225	100	83	83	3	3	
DIV. I NON-CONF.		10- 1	19	0- 0	314	142	104	104	3	3	

TOTALS	RPI 1-25		RPI 26-50		W-L RECORDS	RPI 51-100		RPI 101-150		RPI 150+	
11- 3	0- 1		0- 1		OVERALL	0- 1		2- 0		9- 0	
9- 0	0- 0		0- 0		HOME	0- 0		2- 0		7- 0	
2- 2	0- 1		0- 0		AWAY	0- 1		0- 0		2- 0	
0- 1	0- 0		0- 1		NEUTRAL	0- 0		0- 0		0- 0	
10- 1	0- 0		0- 1		NON-CONFERENCE	0- 0		2- 0		8- 0	
8- 0	0- 0		0- 0		HOME	0- 0		2- 0		6- 0	
2- 0	0- 0		0- 0		AWAY	0- 0		0- 0		2- 0	
0- 1	0- 0		0- 1		NEUTRAL	0- 0		0- 0		0- 0	
1- 2	0- 1		0- 0		CONFERENCE	0- 1		0- 0		1- 0	
1- 0	0- 0		0- 0		HOME	0- 0		0- 0		1- 0	
0- 2	0- 1		0- 0		AWAY	0- 1		0- 0		0- 0	
0- 0	0- 0		0- 0		NEUTRAL	0- 0		0- 0		0- 0	

RPI	S	Opponent	Score	RPI	S	Opponent	Score	RPI	S	Opponent	Score	RPI	S	Opponent	Score
3	A	Iowa St.	54 92	32	N	BYU	58 61	70	A	Oklahoma St.	71 75	136	H	Montana St.	71 49
												147	H	Duquesne	61 48
												151	H	West Virginia	62 48
												197	H	Southern U.	69 40
												205	A	San Diego St.	81 64
												206	H	Sam Houston St.	72 59
												223	A	Ole Miss	55 50
												236	H	SMU	65 63
												254	H	Mississippi Val.	96 47
												310	H	Army West Point	63 38
												351	H	Alcorn	88 31

Team's RPI: 83															
LAST 12 Division I GAMES:															
3	A	Iowa St.	54 92	136	H	Montana St.	71 49	310	H	Army West Point	63 38	223	A	Ole Miss	55 50
70	A	Oklahoma St.	71 75	205	A	San Diego St.	81 64	32	N	BYU	58 61	236	H	SMU	65 63
151	H	West Virginia	62 48												
351	H	Alcorn	88 31												
206	H	Sam Houston St.	72 59												
197	H	Southern U.	69 40												

Non-Div I Games:

TCU

Temple

Temple				Through Games Of Jan. 11, 2019							
Average RPI	Win:	298	WON-LOST	WINNING	LAST 10	STRENGTH OF	OPP. STRENGTH	TEAM	ADJ.	CONF.	ADJ CONF.
Average RPI	Loss:	102	RECORD	PCT. RANK	GAMES	SCHEDULE	OF SCHEDULE	RPI	RPI	RPI	RPI
DIV. I ONLY			4- 10	266	2-8	219	90	255	255	9	9
DIV. I NON-CONF.			4- 8	241	0- 0	270	75	253	253	9	9

TOTALS		RPI 1-25		RPI 26-50		W-L RECORDS		RPI 51-100	RPI 101-150	RPI 150+	
4- 10		0- 0		0- 4		OVERALL		0- 1	0- 3	4- 2	
3- 2		0- 0		0- 0		HOME		0- 1	0- 1	3- 0	
1- 7		0- 0		0- 4		AWAY		0- 0	0- 2	1- 1	
0- 1		0- 0		0- 0		NEUTRAL		0- 0	0- 0	0- 1	
4- 8		0- 0		0- 4		NON-CONFERENCE		0- 0	0- 2	4- 2	
3- 0		0- 0		0- 0		HOME		0- 0	0- 0	3- 0	
1- 7		0- 0		0- 4		AWAY		0- 0	0- 2	1- 1	
0- 1		0- 0		0- 0		NEUTRAL		0- 0	0- 0	0- 1	
0- 2		0- 0		0- 0		CONFERENCE		0- 1	0- 1	0- 0	
0- 2		0- 0		0- 0		HOME		0- 1	0- 1	0- 0	
0- 0		0- 0		0- 0		AWAY		0- 0	0- 0	0- 0	
0- 0		0- 0		0- 0		NEUTRAL		0- 0	0- 0	0- 0	

Temple

RPI 1-25				RPI 26-50				RPI 51-100				RPI 101+ Team's RPI: 255			
RPI	S	Opponent	Score	RPI	S	Opponent	Score	RPI	S	Opponent	Score	RPI	S	Opponent	Score
				35	A	South Carolina	60 88	74	H	Tulane	57 66	116	A	Marist	68 74
				36	A	Miami (FL)	61 73					146	H	South Fla.	53 63
				43	A	Villanova	68 76					147	A	Duquesne	53 54
				45	A	DePaul	88 102					152	N	Radford	50 56
												223	A	Ole Miss	55 62
												257	H	La Salle	75 47
												286	A	Saint Joseph's	58 52
												303	H	Iona	59 39
												347	H	Delaware St.	75 61
LAST 12 Division I GAMES:															
				74	H	Tulane	57 66	303	H	Iona	59 39				
				146	H	South Fla.	53 63	45	A	DePaul	88 102				
				147	A	Duquesne	53 54	36	A	Miami (FL)	61 73				
				257	H	La Salle	75 47	152	N	Radford	50 56				
				35	A	South Carolina	60 88	116	A	Marist	68 74				
				43	A	Villanova	68 76	223	A	Ole Miss	55 62				

Non-Div I Games:

Temple

Average RPI Win:	174	WON-LOST	WINNING	LAST 10	STRENGTH OF	OPP. STRENGTH	TEAM	ADJ.	CONF.	ADJ CONF.
Average RPI Loss:	16	RECORD	PCT. RANK	GAMES	SCHEDULE	OF SCHEDULE	RPI	RPI	RPI	RPI
DIV. I ONLY	12- 3	37	7-3	36	96	29	29	6	6	
DIV. I NON-CONF.	11- 1	13	1- 0	123	96	28	28	6	6	

TOTALS	RPI 1-25	RPI 26-50	W-L RECORDS	RPI 51-100	RPI 101-150	RPI 150+				
12- 3	0- 2	3- 1	OVERALL	2- 0	0- 0	7- 0				
7- 3	0- 2	1- 1	HOME	0- 0	0- 0	6- 0				
3- 0	0- 0	2- 0	AWAY	1- 0	0- 0	0- 0				
2- 0	0- 0	0- 0	NEUTRAL	1- 0	0- 0	1- 0				
11- 1	0- 1	2- 0	NON-CONFERENCE	2- 0	0- 0	7- 0				
7- 1	0- 1	1- 0	HOME	0- 0	0- 0	6- 0				
2- 0	0- 0	1- 0	AWAY	1- 0	0- 0	0- 0				
2- 0	0- 0	0- 0	NEUTRAL	1- 0	0- 0	1- 0				
1- 2	0- 1	1- 1	CONFERENCE	0- 0	0- 0	0- 0				
0- 2	0- 1	0- 1	HOME	0- 0	0- 0	0- 0				
1- 0	0- 0	1- 0	AWAY	0- 0	0- 0	0- 0				
0- 0	0- 0	0- 0	NEUTRAL	0- 0	0- 0	0- 0				

RPI 1-25				RPI 26-50				Team's RPI: 29				RPI 51-100				RPI 101+			
RPI	S	Opponent	Score	RPI	S	Opponent	Score	RPI	S	Opponent	Score	RPI	S	Opponent	Score	RPI	S	Opponent	Score
2	H	Stanford	85 95	26	H	Missouri	64 66	67	N	Clemson	78 66	173	N	UAB	73 69				
20	H	Kentucky	71 73	34	A	Texas	88 82	70	A	Oklahoma St.	76 63	226	H	Stetson	65 55				
				37	A	Auburn	78 69					256	H	UNC Asheville	73 46				
				42	H	Belmont	84 76					267	H	Murray St.	98 77				
												268	H	ETSU	80 61				
												317	H	Presbyterian	97 49				
												330	H	Florida A&M	96 31				

LAST 12 Division I GAMES:																			
173	N	UAB	73 69	268	H	ETSU	80 61												
20	H	Kentucky	71 73	2	H	Stanford	85 95												
26	H	Missouri	64 66	34	A	Texas	88 82												
37	A	Auburn	78 69	226	H	Stetson	65 55												
42	H	Belmont	84 76	70	A	Oklahoma St.	76 63												
267	H	Murray St.	98 77	67	N	Clemson	78 66												

Non-Div I Games:

Tennessee

Average RPI Win:	326	WON-LOST	WINNING	LAST 10	STRENGTH OF	OPP. STRENGTH	TEAM	ADJ.	CONF.	ADJ CONF.
Average RPI Loss:	149	RECORD	PCT. RANK	GAMES	SCHEDULE	OF SCHEDULE	RPI	RPI	RPI	RPI
DIV. I ONLY	1- 14	344	1-9	123	197	306	306	21	21	
DIV. I NON-CONF.	0- 12	336	0- 0	101	177	304	304	20	20	

TOTALS	RPI 1-25	RPI 26-50	W-L RECORDS	RPI 51-100	RPI 101-150	RPI 150+				
1- 14	0- 1	0- 1	OVERALL	0- 2	0- 3	1- 7				
1- 3	0- 0	0- 0	HOME	0- 0	0- 1	1- 2				
0- 8	0- 1	0- 1	AWAY	0- 0	0- 1	0- 5				
0- 3	0- 0	0- 0	NEUTRAL	0- 2	0- 1	0- 0				
0- 12	0- 1	0- 1	NON-CONFERENCE	0- 2	0- 2	0- 6				
0- 1	0- 0	0- 0	HOME	0- 0	0- 0	0- 1				
0- 8	0- 1	0- 1	AWAY	0- 0	0- 1	0- 5				
0- 3	0- 0	0- 0	NEUTRAL	0- 2	0- 1	0- 0				
1- 2	0- 0	0- 0	CONFERENCE	0- 0	0- 1	1- 1				
1- 2	0- 0	0- 0	HOME	0- 0	0- 1	1- 1				
0- 0	0- 0	0- 0	AWAY	0- 0	0- 0	0- 0				
0- 0	0- 0	0- 0	NEUTRAL	0- 0	0- 0	0- 0				

RPI 1-25				RPI 26-50				RPI 51-100				RPI 101+ Team's RPI: 306			
RPI	S	Opponent	Score	RPI	S	Opponent	Score	RPI	S	Opponent	Score	RPI	S	Opponent	Score
6	A	Louisville	52 107	45	A	DePaul	73 95	54	N	Arkansas	55 79	101	A	Troy	67 92
								79	N	Pittsburgh	56 78	119	H	Tennessee Tech	59 69
												140	N	Wisconsin	53 58
												157	H	South Alabama	56 78
												177	A	Vanderbilt	63 89
												179	H	Jacksonville St.	52 62
												194	A	Ball St.	51 90
												252	A	Marshall	59 80
												261	A	Alabama A&M	57 67
												325	A	Lipscomb	62 64
												326	H	Eastern Ky.	60 38
LAST 12 Division I GAMES:															
326	H	Eastern Ky.	60 38	6	A	Louisville	52 107	157	H	South Alabama	56 78				
179	H	Jacksonville St.	52 62	79	N	Pittsburgh	56 78	140	N	Wisconsin	53 58				
119	H	Tennessee Tech	59 69	54	N	Arkansas	55 79	54	N	Arkansas	55 79				
194	A	Ball St.	51 90	177	A	Vanderbilt	63 89								
45	A	DePaul	73 95												
252	A	Marshall	59 80												

Non-Div I Games:

Tennessee St.

Average RPI Win:	239	WON-LOST	WINNING	LAST 10	STRENGTH OF	OPP. STRENGTH	TEAM	ADJ.	CONF.	ADJ CONF.
Average RPI Loss:	92	RECORD	PCT. RANK	GAMES	SCHEDULE	OF SCHEDULE	RPI	RPI	RPI	RPI
DIV. I ONLY	9- 3	52	8-2	287	180	119	119	21	21	
DIV. I NON-CONF.	6- 3	91	0- 0	278	192	132	132	20	20	

TOTALS	RPI 1-25	RPI 26-50	W-L RECORDS	RPI 51-100	RPI 101-150	RPI 150+				
9- 3	0- 0	1- 0	OVERALL	1- 2	0- 0	7- 1				
4- 0	0- 0	0- 0	HOME	1- 0	0- 0	3- 0				
5- 2	0- 0	1- 0	AWAY	0- 1	0- 0	4- 1				
0- 1	0- 0	0- 0	NEUTRAL	0- 1	0- 0	0- 0				
6- 3	0- 0	0- 0	NON-CONFERENCE	1- 2	0- 0	5- 1				
3- 0	0- 0	0- 0	HOME	1- 0	0- 0	2- 0				
3- 2	0- 0	0- 0	AWAY	0- 1	0- 0	3- 1				
0- 1	0- 0	0- 0	NEUTRAL	0- 1	0- 0	0- 0				
3- 0	0- 0	1- 0	CONFERENCE	0- 0	0- 0	2- 0				
1- 0	0- 0	0- 0	HOME	0- 0	0- 0	1- 0				
2- 0	0- 0	1- 0	AWAY	0- 0	0- 0	1- 0				
0- 0	0- 0	0- 0	NEUTRAL	0- 0	0- 0	0- 0				

RPI 1-25				RPI 26-50				RPI 51-100				RPI 101+				Team's RPI: 119
RPI	S	Opponent	Score	RPI	S	Opponent	Score	RPI	S	Opponent	Score	RPI	S	Opponent	Score	
				42	A	Bel mont	77 72	54	A	Arkansas	42 65	160	A	Xavier	60 70	
								63	N	Old Domini on	73 80	225	H	SIUE	79 55	
								77	H	Mi ddle Tenn.	68 64	246	A	Wi chi ta St.	55 45	
												256	H	UNC Asheville	60 53	
												306	A	Tennessee St.	69 59	
												323	H	Western Caro.	77 58	
												325	A	Li pscomb	67 52	
												348	A	Charleston So.	77 55	

LAST 12 Division I GAMES:																
				225	H	SIUE	79 55	246	A	Wi chi ta St.	55 45					
				42	A	Bel mont	77 72	63	N	Old Domini on	73 80					
				306	A	Tennessee St.	69 59	348	A	Charleston So.	77 55					
				325	A	Li pscomb	67 52	323	H	Western Caro.	77 58					
				256	H	UNC Asheville	60 53	77	H	Mi ddle Tenn.	68 64					
				54	A	Arkansas	42 65	160	A	Xavier	60 70					

Non-Div I Games: Tenn. Wesleyan 100 58 Cumberland (TN) 88 55

Tennessee Tech

Average RPI Win:	184	WON-LOST	WINNING	LAST 10	STRENGTH OF	OPP. STRENGTH	TEAM	ADJ.	CONF.	ADJ CONF.
Average RPI Loss:	20	RECORD	PCT. RANK	GAMES	SCHEDULE	OF SCHEDULE	RPI	RPI	RPI	RPI
DIV. I ONLY	13- 2	17	8-2	103	111	34	34	3	3	
DIV. I NON-CONF.	10- 2	37	2- 0	143	140	63	63	3	3	

TOTALS	RPI 1-25	RPI 26-50	W-L RECORDS	RPI 51-100	RPI 101-150	RPI 150+				
13- 2	0- 1	0- 1	OVERALL	3- 0	3- 0	7- 0				
7- 2	0- 1	0- 1	HOME	1- 0	2- 0	4- 0				
3- 0	0- 0	0- 0	AWAY	0- 0	0- 0	3- 0				
3- 0	0- 0	0- 0	NEUTRAL	2- 0	1- 0	0- 0				
10- 2	0- 1	0- 1	NON-CONFERENCE	2- 0	2- 0	6- 0				
5- 2	0- 1	0- 1	HOME	0- 0	1- 0	4- 0				
2- 0	0- 0	0- 0	AWAY	0- 0	0- 0	2- 0				
3- 0	0- 0	0- 0	NEUTRAL	2- 0	1- 0	0- 0				
3- 0	0- 0	0- 0	CONFERENCE	1- 0	1- 0	1- 0				
2- 0	0- 0	0- 0	HOME	1- 0	1- 0	0- 0				
1- 0	0- 0	0- 0	AWAY	0- 0	0- 0	1- 0				
0- 0	0- 0	0- 0	NEUTRAL	0- 0	0- 0	0- 0				

RPI 1-25				RPI 26-50				Team's RPI: 34				RPI 51-100				RPI 101+			
RPI	S	Opponent	Score	RPI	S	Opponent	Score	RPI	S	Opponent	Score	RPI	S	Opponent	Score	RPI	S	Opponent	Score
11	H	Mississippi St.	49 67	29	H	Tennessee	82 88	66	N	Quinnipiac	56 55	115	N	Fordham	72 54	137	H	Oklahoma	73 63
								69	N	Michigan	69 52	147	H	Duquesne	78 41	151	A	West Virginia	70 58
								70	H	Oklahoma St.	60 51	172	A	North Texas	64 54	226	H	Stetson	65 46
												266	A	UTRGV	81 66	299	H	UTSA	98 54
												335	H	Northwestern St.	104 66	340	H	McNeese	96 40
LAST 12 Division I GAMES:																			
115	N	Fordham	72 54	266	A	UTRGV	81 66	226	H	Stetson	65 46	29	H	Tennessee	82 88	11	H	Mississippi St.	49 67
69	N	Michigan	69 52	226	H	Stetson	65 46	11	H	Mississippi St.	49 67	299	H	UTSA	98 54	66	N	Quinnipiac	56 55
137	H	Oklahoma	73 63	29	H	Tennessee	82 88	66	N	Quinnipiac	56 55								
151	A	West Virginia	70 58	11	H	Mississippi St.	49 67												
70	H	Oklahoma St.	60 51	299	H	UTSA	98 54												
335	H	Northwestern St.	104 66	66	N	Quinnipiac	56 55												

Non-Div I Games:

Texas

Average RPI Win:	168	WON-LOST	WINNING	LAST 10	STRENGTH OF	OPP. STRENGTH	TEAM	ADJ.	CONF.	ADJ CONF.
Average RPI Loss:	38	RECORD	PCT. RANK	GAMES	SCHEDULE	OF SCHEDULE	RPI	RPI	RPI	RPI
DIV. I ONLY	12- 4	52	8-2	77	90	44	44	6	6	
DIV. I NON-CONF.	11- 2	33	0- 0	94	148	29	29	6	6	

TOTALS	RPI 1-25	RPI 26-50	W-L RECORDS	RPI 51-100	RPI 101-150	RPI 150+				
12- 4	0- 1	1- 2	OVERALL	1- 1	3- 0	7- 0				
7- 2	0- 0	0- 1	HOME	1- 1	2- 0	4- 0				
3- 2	0- 1	0- 1	AWAY	0- 0	1- 0	2- 0				
2- 0	0- 0	1- 0	NEUTRAL	0- 0	0- 0	1- 0				
11- 2	0- 1	1- 0	NON-CONFERENCE	1- 1	3- 0	6- 0				
7- 1	0- 0	0- 0	HOME	1- 1	2- 0	4- 0				
2- 1	0- 1	0- 0	AWAY	0- 0	1- 0	1- 0				
2- 0	0- 0	1- 0	NEUTRAL	0- 0	0- 0	1- 0				
1- 2	0- 0	0- 2	CONFERENCE	0- 0	0- 0	1- 0				
0- 1	0- 0	0- 1	HOME	0- 0	0- 0	0- 0				
1- 1	0- 0	0- 1	AWAY	0- 0	0- 0	1- 0				
0- 0	0- 0	0- 0	NEUTRAL	0- 0	0- 0	0- 0				

RPI 1-25				RPI 26-50				RPI 51-100				RPI 101+			
RPI	S	Opponent	Score	RPI	S	Opponent	Score	RPI	S	Opponent	Score	RPI	S	Opponent	Score
4	A	Syracuse	65 75	35	H	South Carolina	57 60	57	H	Southern California	71 51	111	A	Houston	68 52
				46	N	Oregon St.	76 70	62	H	Lamar University	68 74	120	H	Rice	65 54
				50	A	LSU	52 63					133	H	Arkansas St.	97 56
												161	A	Little Rock	61 40
												166	H	Prairie View	70 57
												177	A	Vanderbilt	50 43
												211	N	UC Riverside	70 63
												239	H	Jacksonville	73 53
												266	H	UTRGV	84 61
												333	H	Central Ark.	84 27

LAST 12 Division I GAMES:															
177	A	Vanderbilt	50 43	46	N	Oregon St.	76 70	211	N	UC Riverside	70 63	333	H	Central Ark.	84 27
50	A	LSU	52 63	211	N	UC Riverside	70 63	333	H	Central Ark.	84 27	111	A	Houston	68 52
35	H	South Carolina	57 60	333	H	Central Ark.	84 27	111	A	Houston	68 52	62	H	Lamar University	68 74
266	H	UTRGV	84 61	111	A	Houston	68 52	62	H	Lamar University	68 74	133	H	Arkansas St.	97 56
166	H	Prairie View	70 57	62	H	Lamar University	68 74	133	H	Arkansas St.	97 56				
57	H	Southern California	71 51	133	H	Arkansas St.	97 56								

Non-Div I Games:

Texas A&M

Average RPI Win:	306	WON-LOST	WINNING	LAST 10	STRENGTH OF	OPP. STRENGTH	TEAM	ADJ.	CONF.	ADJ CONF.
Average RPI Loss:	145	RECORD	PCT. RANK	GAMES	SCHEDULE	OF SCHEDULE	RPI	RPI	RPI	RPI
DIV. I ONLY	2- 9	310	3-7	204	298	260	260	28	28	
DIV. I NON-CONF.	2- 7	288	0- 0	56	315	184	184	25	25	
<hr/>										
TOTALS	RPI 1-25	RPI 26-50	W-L RECORDS	RPI 51-100	RPI 101-150	RPI 150+				
2- 9	0- 1	0- 0	OVERALL	0- 2	0- 2	2- 4				
0- 0	0- 0	0- 0	HOME	0- 0	0- 0	0- 0				
2- 7	0- 1	0- 0	AWAY	0- 2	0- 2	2- 2				
0- 2	0- 0	0- 0	NEUTRAL	0- 0	0- 0	0- 2				
2- 7	0- 1	0- 0	NON-CONFERENCE	0- 2	0- 2	2- 2				
0- 0	0- 0	0- 0	HOME	0- 0	0- 0	0- 0				
2- 5	0- 1	0- 0	AWAY	0- 2	0- 2	2- 0				
0- 2	0- 0	0- 0	NEUTRAL	0- 0	0- 0	0- 2				
0- 2	0- 0	0- 0	CONFERENCE	0- 0	0- 0	0- 2				
0- 0	0- 0	0- 0	HOME	0- 0	0- 0	0- 0				
0- 2	0- 0	0- 0	AWAY	0- 0	0- 0	0- 2				
0- 0	0- 0	0- 0	NEUTRAL	0- 0	0- 0	0- 0				

RPI 1-25				RPI 26-50				RPI 51-100				RPI 101+ Team's RPI: 260			
RPI	S	Opponent	Score	RPI	S	Opponent	Score	RPI	S	Opponent	Score	RPI	S	Opponent	Score
25	A	Michigan St.	45 91					56	A	SFA	55 74	120	A	Rice	71 76
								74	A	Tulane	56 62	144	A	Texas Tech	55 75
												167	N	Abilene Christian	39 81
												174	N	Nicholls St.	57 58
												197	A	Southern U.	61 63
												266	A	UTRGV	69 55
												346	A	Savannah St.	65 41
												351	A	Alcorn	52 53
<hr/>															
LAST 12 Division I GAMES:															
197	A	Southern U.	61 63	346	A	Savannah St.	65 41	174	N	Nicholls St.	57 58	120	A	Rice	71 76
351	A	Alcorn	52 53	174	N	Nicholls St.	57 58	167	N	Abilene Christian	39 81	74	A	Tulane	56 62
144	A	Texas Tech	55 75	167	N	Abilene Christian	39 81								
56	A	SFA	55 74												
266	A	UTRGV	69 55												
25	A	Michigan St.	45 91												

Non-Div I Games: Huston-Tillotson 72 36 Paul Quinn 83 54

Texas Southern

Average RPI Win:	238	WON-LOST	WINNING	LAST 10	STRENGTH OF	OPP. STRENGTH	TEAM	ADJ.	CONF.	ADJ CONF.
Average RPI Loss:	81	RECORD	PCT. RANK	GAMES	SCHEDULE	OF SCHEDULE	RPI	RPI	RPI	RPI
DIV. I ONLY	6- 7	189	6-4	76	183	122	122	15	15	
DIV. I NON-CONF.	3- 7	256	0- 1	53	165	164	164	17	17	

TOTALS	RPI 1-25	RPI 26-50	W-L RECORDS	RPI 51-100	RPI 101-150	RPI 150+				
6- 7	0- 0	0- 2	OVERALL	0- 3	0- 1	6- 1				
2- 2	0- 0	0- 0	HOME	0- 0	0- 1	2- 1				
4- 4	0- 0	0- 1	AWAY	0- 3	0- 0	4- 0				
0- 1	0- 0	0- 1	NEUTRAL	0- 0	0- 0	0- 0				
3- 7	0- 0	0- 2	NON-CONFERENCE	0- 3	0- 1	3- 1				
1- 2	0- 0	0- 0	HOME	0- 0	0- 1	1- 1				
2- 4	0- 0	0- 1	AWAY	0- 3	0- 0	2- 0				
0- 1	0- 0	0- 1	NEUTRAL	0- 0	0- 0	0- 0				
3- 0	0- 0	0- 0	CONFERENCE	0- 0	0- 0	3- 0				
1- 0	0- 0	0- 0	HOME	0- 0	0- 0	1- 0				
2- 0	0- 0	0- 0	AWAY	0- 0	0- 0	2- 0				
0- 0	0- 0	0- 0	NEUTRAL	0- 0	0- 0	0- 0				

RPI 1-25				RPI 26-50				RPI 51-100				RPI 101+				Team's RPI: 122
RPI	S	Opponent	Score	RPI	S	Opponent	Score	RPI	S	Opponent	Score	RPI	S	Opponent	Score	
				26	A	Missouri	50 69	55	A	New Mexico	51 82	136	H	Montana St.	59 67	
				41	N	Saint Mary's (CA)	62 89	70	A	Oklahoma St.	55 66	162	H	Oral Roberts	64 81	
								74	A	Tulane	61 67	174	H	Nicholls St.	72 67	
												191	A	Georgia St.	69 60	
												204	H	Coastal Caro.	73 58	
												264	A	Ga. Southern	64 52	
												295	A	A&M-Corpus Christi	60 53	
												299	A	UTSA	68 60	
LAST 12 Division I GAMES:																
136	H	Montana St.	59 67	74	A	Tulane	61 67	26	A	Missouri	50 69					
174	H	Nicholls St.	72 67	70	A	Oklahoma St.	55 66									
204	H	Coastal Caro.	73 58	295	A	A&M-Corpus Christi	60 53									
191	A	Georgia St.	69 60	162	H	Oral Roberts	64 81									
264	A	Ga. Southern	64 52	299	A	UTSA	68 60									
41	N	Saint Mary's (CA)	62 89													

Non-Div I Games: UNKNOWN 92 39 Tex. A&M Int'l 89 25

Texas St.

Average RPI Win:	204	WON-LOST	WINNING	LAST 10	STRENGTH OF	OPP. STRENGTH	TEAM	ADJ.	CONF.	ADJ CONF.
Average RPI Loss:	118	RECORD	PCT. RANK	GAMES	SCHEDULE	OF SCHEDULE	RPI	RPI	RPI	RPI
DIV. I ONLY	10- 4	67	7-3	221	140	144	144	3	3	
DIV. I NON-CONF.	9- 2	43	0- 0	289	219	147	147	3	3	

TOTALS	RPI 1-25	RPI 26-50	W-L RECORDS	RPI 51-100	RPI 101-150	RPI 150+				
10- 4	0- 1	0- 0	OVERALL	2- 0	0- 2	8- 1				
9- 2	0- 1	0- 0	HOME	2- 0	0- 1	7- 0				
1- 2	0- 0	0- 0	AWAY	0- 0	0- 1	1- 1				
0- 0	0- 0	0- 0	NEUTRAL	0- 0	0- 0	0- 0				
9- 2	0- 0	0- 0	NON-CONFERENCE	1- 0	0- 1	8- 1				
8- 1	0- 0	0- 0	HOME	1- 0	0- 1	7- 0				
1- 1	0- 0	0- 0	AWAY	0- 0	0- 0	1- 1				
0- 0	0- 0	0- 0	NEUTRAL	0- 0	0- 0	0- 0				
1- 2	0- 1	0- 0	CONFERENCE	1- 0	0- 1	0- 0				
1- 1	0- 1	0- 0	HOME	1- 0	0- 0	0- 0				
0- 1	0- 0	0- 0	AWAY	0- 0	0- 1	0- 0				
0- 0	0- 0	0- 0	NEUTRAL	0- 0	0- 0	0- 0				

RPI 1-25				RPI 26-50				RPI 51-100				RPI 101+				Team's RPI: 144
RPI	S	Opponent	Score	RPI	S	Opponent	Score	RPI	S	Opponent	Score	RPI	S	Opponent	Score	
8	H	Bayl or	56 73					56	H	SFA	77 69	105	H	Idaho	77 88	
								61	H	Kansas	69 66	137	A	Okl ahoma	61 66	
												167	H	Abilene Christian	105 54	
												179	H	Jacksonville St.	71 58	
												197	H	Southern U.	76 58	
												220	A	Flori da	67 72	
												247	A	Nevada	86 67	
												260	H	Texas Southern	75 55	
												270	H	Houston Baptist	82 76	
												295	H	A&M-Corpus Christi	78 61	
												304	H	La. -Monroe	86 42	
LAST 12 Division I GAMES:																
8	H	Bayl or	56 73	61	H	Kansas	69 66	220	A	Flori da	67 72					
137	A	Okl ahoma	61 66	56	H	SFA	77 69	270	H	Houston Baptist	82 76					
167	H	Abilene Christian	105 54	295	H	A&M-Corpus Christi	78 61	105	H	Idaho	77 88					
260	H	Texas Southern	75 55													
197	H	Southern U.	76 58													
247	A	Nevada	86 67													

Non-Div I Games:

Texas Tech

T
o
l
e
d
o

Toledo				Through Games Of Jan. 11, 2019						
Average RPI	Win: 223	WON-LOST RECORD	WINNING PCT. RANK	LAST 10 GAMES	STRENGTH OF SCHEDULE	OPP. STRENGTH OF SCHEDULE	TEAM RPI	ADJ. RPI	CONF. RPI	ADJ CONF. RPI
Average RPI	Loss: 69									
DIV. I ONLY		9- 4	77	7-3	182	107	89	89	8	8
DIV. I NON-CONF.		8- 3	72	0- 0	215	78	83	83	8	8
<hr/>										
TOTALS	RPI 1-25		RPI 26-50		W-L RECORDS	RPI 51-100	RPI 101-150		RPI 150+	
9- 4	0- 1		1- 0		OVERALL	0- 2	2- 1		6- 0	
5- 1	0- 1		0- 0		HOME	0- 0	2- 0		3- 0	
4- 3	0- 0		1- 0		AWAY	0- 2	0- 1		3- 0	
0- 0	0- 0		0- 0		NEUTRAL	0- 0	0- 0		0- 0	
<hr/>										
8- 3	0- 1		1- 0		NON-CONFERENCE	0- 2	2- 0		5- 0	
4- 1	0- 1		0- 0		HOME	0- 0	2- 0		2- 0	
4- 2	0- 0		1- 0		AWAY	0- 2	0- 0		3- 0	
0- 0	0- 0		0- 0		NEUTRAL	0- 0	0- 0		0- 0	
<hr/>										
1- 1	0- 0		0- 0		CONFERENCE	0- 0	0- 1		1- 0	
1- 0	0- 0		0- 0		HOME	0- 0	0- 0		1- 0	
0- 1	0- 0		0- 0		AWAY	0- 0	0- 1		0- 0	
0- 0	0- 0		0- 0		NEUTRAL	0- 0	0- 0		0- 0	

RPI 1-25				RPI 26-50				RPI 51-100 Team's RPI: 89				RPI 101+			
RPI	S	Opponent	Score	RPI	S	Opponent	Score	RPI	S	Opponent	Score	RPI	S	Opponent	Score
1	H	Notre Dame	56 72	42	A	Bel mont	78 69	78	A	Dayton	49 70	114	A	Mi ami (OH)	64 65
								82	A	Maine	59 73	138	H	Stony Brook	80 48
												147	H	Duquesne	65 52
												194	H	Ball St.	65 58
												251	A	Cleveland St.	65 60
												292	A	Memphis	58 48
												303	H	Iona	84 38
												309	A	Valparaiso	65 59
												334	H	Detroit Mercy	77 60
LAST 12 Division I GAMES:															
194	H	Ball St.	65 58	114	A	Mi ami (OH)	64 65								
334	H	Detroit Mercy	77 60	42	A	Bel mont	78 69								
138	H	Stony Brook	80 48	309	A	Valparaiso	65 59								
1	H	Notre Dame	56 72	78	A	Dayton	49 70								
251	A	Cleveland St.	65 60	147	H	Duquesne	65 52								
292	A	Memphis	58 48	303	H	Iona	84 38								

T
o
l
e
d
o

Non-Div I Games:

Toledo

Average RPI Win:	219	WON-LOST	WINNING	LAST 10	STRENGTH OF	OPP. STRENGTH	TEAM	ADJ.	CONF.	ADJ CONF.
Average RPI Loss:	132	RECORD	PCT. RANK	GAMES	SCHEDULE	OF SCHEDULE	RPI	RPI	RPI	RPI
DIV. I ONLY	9- 5	101	6-4	198	135	87	87	11	11	
DIV. I NON-CONF.	6- 5	143	0- 0	273	152	158	158	14	14	

TOTALS	RPI 1-25	RPI 26-50	W-L RECORDS	RPI 51-100	RPI 101-150	RPI 150+				
9- 5	0- 1	1- 0	OVERALL	0- 0	0- 1	8- 3				
4- 0	0- 0	1- 0	HOME	0- 0	0- 0	3- 0				
5- 5	0- 1	0- 0	AWAY	0- 0	0- 1	5- 3				
0- 0	0- 0	0- 0	NEUTRAL	0- 0	0- 0	0- 0				
6- 5	0- 1	0- 0	NON-CONFERENCE	0- 0	0- 1	6- 3				
3- 0	0- 0	0- 0	HOME	0- 0	0- 0	3- 0				
3- 5	0- 1	0- 0	AWAY	0- 0	0- 1	3- 3				
0- 0	0- 0	0- 0	NEUTRAL	0- 0	0- 0	0- 0				
3- 0	0- 0	1- 0	CONFERENCE	0- 0	0- 0	2- 0				
1- 0	0- 0	1- 0	HOME	0- 0	0- 0	0- 0				
2- 0	0- 0	0- 0	AWAY	0- 0	0- 0	2- 0				
0- 0	0- 0	0- 0	NEUTRAL	0- 0	0- 0	0- 0				

RPI 1-25				RPI 26-50				RPI 51-100 Team's RPI: 87				RPI 101+			
RPI	S	Opponent	Score	RPI	S	Opponent	Score	RPI	S	Opponent	Score	RPI	S	Opponent	Score
4	A	Syracuse	55 98	27	H	Northeastern	88 83					106	A	Wake Forest	53 60
												151	A	West Virginia	43 90
												164	A	Drexel	55 54
												187	H	Massachusetts	78 53
												198	A	George Washington	63 76
												200	A	Delaware	56 48
												202	A	Mt. St. Mary's	78 87
												252	A	Marshall	76 69
												257	H	La Salle	92 68
												284	A	UMBC	71 62
												286	A	Saint Joseph's	73 52
												313	H	Loyola Maryland	62 57

LAST 12 Division I GAMES:															
200	A	Delaware	56 48	27	H	Northeastern	88 83	4	A	Syracuse	55 98	198	A	George Washington	63 76
164	A	Drexel	55 54					202	A	Mt. St. Mary's	78 87	284	A	UMBC	71 62
252	A	Marshall	76 69					284	A	UMBC	71 62	257	H	La Salle	92 68
151	A	West Virginia	43 90												
286	A	Saint Joseph's	73 52												
313	H	Loyola Maryland	62 57												

Non-Div I Games:

Towson

Average RPI Win:	217	WON-LOST	WINNING	LAST 10	STRENGTH OF	OPP. STRENGTH	TEAM	ADJ.	CONF.	ADJ CONF.
Average RPI Loss:	50	RECORD	PCT. RANK	GAMES	SCHEDULE	OF SCHEDULE	RPI	RPI	RPI	RPI
DIV. I ONLY	11- 2	27	9-1	309	65	101	101	15	15	
DIV. I NON-CONF.	8- 2	51	0- 0	328	76	142	142	17	17	

TOTALS	RPI 1-25	RPI 26-50	W-L RECORDS	RPI 51-100	RPI 101-150	RPI 150+				
11- 2	0- 1	0- 0	OVERALL	0- 1	1- 0	10- 0				
4- 1	0- 0	0- 0	HOME	0- 1	0- 0	4- 0				
5- 1	0- 1	0- 0	AWAY	0- 0	1- 0	4- 0				
2- 0	0- 0	0- 0	NEUTRAL	0- 0	0- 0	2- 0				
8- 2	0- 1	0- 0	NON-CONFERENCE	0- 1	0- 0	8- 0				
3- 1	0- 0	0- 0	HOME	0- 1	0- 0	3- 0				
3- 1	0- 1	0- 0	AWAY	0- 0	0- 0	3- 0				
2- 0	0- 0	0- 0	NEUTRAL	0- 0	0- 0	2- 0				
3- 0	0- 0	0- 0	CONFERENCE	0- 0	1- 0	2- 0				
1- 0	0- 0	0- 0	HOME	0- 0	0- 0	1- 0				
2- 0	0- 0	0- 0	AWAY	0- 0	1- 0	1- 0				
0- 0	0- 0	0- 0	NEUTRAL	0- 0	0- 0	0- 0				

RPI	S	Opponent	Score	RPI	S	Opponent	Score	RPI	S	Opponent	Score	RPI	S	Opponent	Score	Team's RPI: 101
23	A	Florida St.	67 103					77	H	Middle Tenn.	64 67	139	A	Appalachian St.	83 72	
												161	H	Little Rock	71 66	
												179	A	Jacksonville St.	89 63	
												204	A	Coastal Caro.	82 81	
												206	N	Sam Houston St.	84 79	
												209	H	Samford	72 52	
												223	A	Ole Miss	71 54	
												235	H	Alabama St.	116 46	
												254	N	Mississippi Val.	75 54	
												268	A	ETSU	84 66	
												306	H	Tennessee St.	92 67	

LAST 12 Division I GAMES:																
139	A	Appalachian St.	83 72	161	H	Little Rock	71 66									
204	A	Coastal Caro.	82 81	254	N	Mississippi Val.	75 54									
179	A	Jacksonville St.	89 63	206	N	Sam Houston St.	84 79									
223	A	Ole Miss	71 54	268	A	ETSU	84 66									
77	H	Middle Tenn.	64 67	306	H	Tennessee St.	92 67									
235	H	Alabama St.	116 46	209	H	Samford	72 52									

Non-Div I Games: Talladega 91 70

Troy

T
u
l
a
n
e

Tulane			Through Games Of Jan. 11, 2019								
Average RPI	Win:	188	WON-LOST RECORD	WINNING PCT. RANK	LAST 10 GAMES	STRENGTH OF SCHEDULE	OPP. STRENGTH OF SCHEDULE	TEAM RPI	ADJ. RPI	CONF. RPI	ADJ CONF. RPI
Average RPI	Loss:	68									
DIV. I ONLY			12- 3	37	8-2	187	64	74	74	9	9
DIV. I NON-CONF.			10- 3	60	1- 0	190	38	79	79	9	9

TOTALS		RPI 1-25		RPI 26-50		W-L RECORDS	RPI 51-100	RPI 101-150		RPI 150+	
12- 3		1- 1		1- 0		OVERALL	1- 1	1- 1		8- 0	
7- 1		0- 0		0- 0		HOME	1- 1	1- 0		5- 0	
2- 1		0- 0		1- 0		AWAY	0- 0	0- 1		1- 0	
3- 1		1- 1		0- 0		NEUTRAL	0- 0	0- 0		2- 0	
10- 3		1- 1		1- 0		NON-CONFERENCE	1- 1	1- 1		6- 0	
6- 1		0- 0		0- 0		HOME	1- 1	1- 0		4- 0	
1- 1		0- 0		1- 0		AWAY	0- 0	0- 1		0- 0	
3- 1		1- 1		0- 0		NEUTRAL	0- 0	0- 0		2- 0	
2- 0		0- 0		0- 0		CONFERENCE	0- 0	0- 0		2- 0	
1- 0		0- 0		0- 0		HOME	0- 0	0- 0		1- 0	
1- 0		0- 0		0- 0		AWAY	0- 0	0- 0		1- 0	
0- 0		0- 0		0- 0		NEUTRAL	0- 0	0- 0		0- 0	

RPI 1-25				RPI 26-50				RPI 51-100 Team's RPI: 74				RPI 101+			
RPI	S	Opponent	Score	RPI	S	Opponent	Score	RPI	S	Opponent	Score	RPI	S	Opponent	Score
21	N	Central Mich.	68 57	50	A	LSU	56 54	63	H	Old Domini on	48 56	117	A	Al abama	58 69
24	N	Cal i forn i a	57 65					98	H	Washi ngton	63 51	122	H	Texas St.	67 61
												174	H	Ni chol l s St.	71 46
												178	H	East Carol i na	68 57
												241	H	Southern Mi ss.	71 54
												251	N	Clevel and St.	81 72
												255	A	Temple	66 57
												260	H	Texas Southern	62 56
												279	H	Fla. Atlantic	88 45
												330	N	Flori da A&M	78 34

LAST 12 Divisi on I GAMES:															
255	A	Temple	66 57	122	H	Texas St.	67 61								
178	H	East Carol i na	68 57	174	H	Ni chol l s St.	71 46								
330	N	Flori da A&M	78 34	241	H	Southern Mi ss.	71 54								
21	N	Central Mich.	68 57	279	H	Fla. Atlantic	88 45								
63	H	Old Domini on	48 56	251	N	Clevel and St.	81 72								
117	A	Al abama	58 69	24	N	Cal i forn i a	57 65								

Non-Di v I Games:

Tulane

T
u
l
s
a

Tulsa		Through Games Of Jan. 11, 2019									
Average RPI	Win: 210	WON-LOST	WINNING	LAST 10	STRENGTH OF	OPP. STRENGTH	TEAM	ADJ.	CONF.	ADJ CONF.	
Average RPI	Loss: 87	RECORD	PCT. RANK	GAMES	SCHEDULE	OF SCHEDULE	RPI	RPI	RPI	RPI	
DIV. I ONLY	8- 7	157	5-5	138	74	148	148	9	9		
DIV. I NON-CONF.	6- 7	172	0- 1	121	52	152	152	9	9		

TOTALS	RPI 1-25	RPI 26-50	W-L RECORDS	RPI 51-100	RPI 101-150	RPI 150+					
8- 7	0- 1	0- 1	OVERALL	0- 2	1- 2	7- 1					
6- 2	0- 0	0- 0	HOME	0- 1	0- 0	6- 1					
1- 5	0- 1	0- 1	AWAY	0- 1	0- 2	1- 0					
1- 0	0- 0	0- 0	NEUTRAL	0- 0	1- 0	0- 0					
6- 7	0- 1	0- 1	NON-CONFERENCE	0- 2	1- 2	5- 1					
4- 2	0- 0	0- 0	HOME	0- 1	0- 0	4- 1					
1- 5	0- 1	0- 1	AWAY	0- 1	0- 2	1- 0					
1- 0	0- 0	0- 0	NEUTRAL	0- 0	1- 0	0- 0					
2- 0	0- 0	0- 0	CONFERENCE	0- 0	0- 0	2- 0					
2- 0	0- 0	0- 0	HOME	0- 0	0- 0	2- 0					
0- 0	0- 0	0- 0	AWAY	0- 0	0- 0	0- 0					
0- 0	0- 0	0- 0	NEUTRAL	0- 0	0- 0	0- 0					

RPI 1-25				RPI 26-50				RPI 51-100				RPI 101+ Team's RPI: 148			
RPI	S	Opponent	Score	RPI	S	Opponent	Score	RPI	S	Opponent	Score	RPI	S	Opponent	Score
15	A	Ari zona St.	52 70	42	A	Bel mont	53 78	54	H	Arkansas	59 61	117	N	Al abama	80 73
								56	A	SFA	34 76	133	A	Arkansas St.	60 73
												149	A	Ameri can	52 68
												161	H	Li ttle Rock	53 63
												162	A	Oral Roberts	76 68
												167	H	Ab il ene Christian	75 63
												193	H	Saint Louis	86 75
												226	H	Stetson	55 54
												246	H	Wi chi ta St.	63 49
												277	H	UTEP	66 45
												292	H	Memphi s	46 39
LAST 12 Di vi si on I GAMES:															
292	H	Memphi s	46 39	15	A	Ari zona St.	52 70	117	N	Al abama	80 73				
246	H	Wi chi ta St.	63 49	167	H	Ab il ene Christian	75 63	56	A	SFA	34 76				
277	H	UTEP	66 45	54	H	Arkansas	59 61	193	H	Saint Louis	86 75				
54	H	Arkansas	59 61	161	H	Li ttle Rock	53 63	162	A	Oral Roberts	76 68				
161	H	Li ttle Rock	53 63	133	A	Arkansas St.	60 73								

Non-Di v I Games:

Tulsa

T
u
l
s
a

Average RPI	Win: 250	WON-LOST	WINNING	LAST 10	STRENGTH OF	OPP. STRENGTH	TEAM	ADJ.	CONF.	ADJ CONF.
Average RPI	Loss: 91	RECORD	PCT. RANK	GAMES	SCHEDULE	OF SCHEDULE	RPI	RPI	RPI	RPI
DIV. I ONLY	13- 2	17	9-1	348	108	173	173	16	16	
DIV. I NON-CONF.	11- 1	13	0- 1	343	105	146	146	19	19	

TOTALS	RPI 1-25	RPI 26-50	W-L RECORDS	RPI 51-100	RPI 101-150	RPI 150+				
13- 2	0- 0	0- 1	OVERALL	1- 0	2- 0	10- 1				
5- 1	0- 0	0- 0	HOME	0- 0	1- 0	4- 1				
6- 0	0- 0	0- 0	AWAY	1- 0	0- 0	5- 0				
2- 1	0- 0	0- 1	NEUTRAL	0- 0	1- 0	1- 0				
11- 1	0- 0	0- 1	NON-CONFERENCE	1- 0	2- 0	8- 0				
5- 0	0- 0	0- 0	HOME	0- 0	1- 0	4- 0				
4- 0	0- 0	0- 0	AWAY	1- 0	0- 0	3- 0				
2- 1	0- 0	0- 1	NEUTRAL	0- 0	1- 0	1- 0				
2- 1	0- 0	0- 0	CONFERENCE	0- 0	0- 0	2- 1				
0- 1	0- 0	0- 0	HOME	0- 0	0- 0	0- 1				
2- 0	0- 0	0- 0	AWAY	0- 0	0- 0	2- 0				
0- 0	0- 0	0- 0	NEUTRAL	0- 0	0- 0	0- 0				

RPI	S	Opponent	Score	RPI	S	Opponent	Score	RPI	S	Opponent	Score	RPI	S	Opponent	Score	Team's RPI: 173
29	N	Tennessee	69 73	92	A	FGCU	62 60	137	N	Oklahoma	89 84	139	H	Appalachian St.	80 61	
								153	H	Louisiana Tech	68 73	209	A	Samford	66 41	
								235	A	Alabama St.	62 47	261	H	Alabama A&M	82 47	
								262	N	Coppin St.	86 61	279	A	Fla. Atlantic	89 64	
								292	H	Memphis	85 54	319	A	FIU	83 59	
								339	A	Chicago St.	90 45	340	H	McNeese	91 48	
								351	H	Alcorn	80 53					
LAST 12 Division I GAMES:																
153	H	Louisiana Tech	68 73	29	N	Tennessee	69 73	340	H	McNeese	91 48	209	A	Samford	66 41	
319	A	FIU	83 59	340	H	McNeese	91 48	261	H	Alabama A&M	82 47	351	H	Alcorn	80 53	
279	A	Fla. Atlantic	89 64	209	A	Samford	66 41	262	N	Coppin St.	86 61	235	A	Alabama St.	62 47	
92	A	FGCU	62 60	351	H	Alcorn	80 53	137	N	Oklahoma	89 84					

Non-Div I Games: Ala.-Huntsville 83 58

UAB

Average RPI Loss: 84

DIV. I ONLY	8- 5	110	8-2	202	49	104	104	20	20
DIV. I NON-CONF.	7- 5	132	0- 1	185	34	105	105	21	21
TOTALS	RPI 1-25	RPI 26-50	W-L RECORDS	RPI 51-100	RPI 101-150	RPI 150+			
8- 5	0- 1	1- 0	OVERALL	1- 2	0- 2	6- 0			
3- 1	0- 0	1- 0	HOME	0- 1	0- 0	2- 0			
4- 4	0- 1	0- 0	AWAY	1- 1	0- 2	3- 0			
1- 0	0- 0	0- 0	NEUTRAL	0- 0	0- 0	1- 0			
7- 5	0- 1	1- 0	NON-CONFERENCE	1- 2	0- 2	5- 0			
3- 1	0- 0	1- 0	HOME	0- 1	0- 0	2- 0			
3- 4	0- 1	0- 0	AWAY	1- 1	0- 2	2- 0			
1- 0	0- 0	0- 0	NEUTRAL	0- 0	0- 0	1- 0			
1- 0	0- 0	0- 0	CONFERENCE	0- 0	0- 0	1- 0			
0- 0	0- 0	0- 0	HOME	0- 0	0- 0	0- 0			
1- 0	0- 0	0- 0	AWAY	0- 0	0- 0	1- 0			
0- 0	0- 0	0- 0	NEUTRAL	0- 0	0- 0	0- 0			

RPI 1-25				RPI 26-50				RPI 51-100				RPI 101+ Team's RPI: 104			
RPI	S	Opponent	Score	RPI	S	Opponent	Score	RPI	S	Opponent	Score	RPI	S	Opponent	Score
2	A	Stanford	43 71	41	H	Saint Mary's (CA)	76 74	68	H	Pacific	80 83	121	A	Montana	56 62
								99	A	Washington St.	75 62	127	A	Portland St.	50 65
								100	A	Loyola Marymount	53 60	211	A	UC Riverside	67 59
												224	H	Southern Utah	68 45
												240	A	San Francisco	70 68
												243	A	Sacramento St.	109 60
												247	N	Nevada	84 68
												331	H	Seattle U	76 59
LAST 12 Division I GAMES:															
211	A	UC Riverside	67 59	121	A	Montana	56 62								
41	H	Saint Mary's (CA)	76 74	100	A	Loyola Marymount	53 60								
240	A	San Francisco	70 68	224	H	Southern Utah	68 45								
331	H	Seattle U	76 59	99	A	Washington St.	75 62								
243	A	Sacramento St.	109 60	127	A	Portland St.	50 65								
247	N	Nevada	84 68	68	H	Pacific	80 83								

UC Davi s

UC Irvine										Through Games Of Jan. 11, 2019																													
Average RPI		Win:	243	WON-LOST		WINNING		LAST 10		STRENGTH OF		OPP. STRENGTH		TEAM		ADJ.		CONF.		ADJ CONF.																			
Average RPI		Loss:	105	RECORD		PCT. RANK		GAMES		SCHEDULE		OF SCHEDULE		RPI		RPI		RPI		RPI																			
DIV. I ONLY				10- 2		28		8-2		331		159		141		141		20		20																			
DIV. I NON-CONF.				9- 2		43		0- 0		311		145		124		124		21		21																			
TOTALS		RPI 1-25		RPI 26-50		W-L RECORDS		RPI 51-100		RPI 101-150		RPI 150+																											
10- 2		0- 1		0- 0		OVERALL		0- 0		2- 0		8- 1																											
4- 1		0- 0		0- 0		HOME		0- 0		0- 0		4- 1																											
4- 1		0- 1		0- 0		AWAY		0- 0		1- 0		3- 0																											
2- 0		0- 0		0- 0		NEUTRAL		0- 0		1- 0		1- 0																											
9- 2		0- 1		0- 0		NON-CONFERENCE		0- 0		2- 0		7- 1																											
4- 1		0- 0		0- 0		HOME		0- 0		0- 0		4- 1																											
3- 1		0- 1		0- 0		AWAY		0- 0		1- 0		2- 0																											
2- 0		0- 0		0- 0		NEUTRAL		0- 0		1- 0		1- 0																											
1- 0		0- 0		0- 0		CONFERENCE		0- 0		0- 0		1- 0																											
0- 0		0- 0		0- 0		HOME		0- 0		0- 0		0- 0																											
1- 0		0- 0		0- 0		AWAY		0- 0		0- 0		1- 0																											
0- 0		0- 0		0- 0		NEUTRAL		0- 0		0- 0		0- 0																											
RPI 1-25										RPI 26-50										RPI 51-100										RPI 101+ Team's RPI: 141									
RPI	S	Opponent		Score		RPI	S	Opponent		Score		RPI	S	Opponent		Score		RPI	S	Opponent		Score																	
5	A	Oregon		69 115														123	N	Indiana St.		77 61																	
																		127	A	Portland St.		73 68																	
																		158	A	Portland		84 69																	
																		205	H	San Diego St.		70 78																	
																		224	H	Southern Utah		75 58																	
																		232	H	UNLV		57 55																	
																		283	H	CSU Bakersfield		85 78																	
																		288	A	Cal Poly		75 59																	
																		316	A	San Jose St.		74 66																	
																		331	H	Seattle U		65 60																	
																		350	N	LIU Brooklyn		84 71																	
LAST 12 Division I GAMES:																																							
331	H	Seattle U		65 60		288	A	Cal Poly		75 59																													
5	A	Oregon		69 115		283	H	CSU Bakersfield		85 78																													
127	A	Portland St.		73 68		123	N	Indiana St.		77 61																													
158	A	Portland		84 69		350	N	LIU Brooklyn		84 71																													
205	H	San Diego St.		70 78		224	H	Southern Utah		75 58																													
316	A	San Jose St.		74 66		232	H	UNLV		57 55																													

Non-Div I Games: LIFE Pacific 105 31

Average RPI Win:	239	WON-LOST	WINNING	LAST 10	STRENGTH OF	OPP. STRENGTH	TEAM	ADJ.	CONF.	ADJ CONF.
Average RPI Loss:	126	RECORD	PCT. RANK	GAMES	SCHEDULE	OF SCHEDULE	RPI	RPI	RPI	RPI
DIV. I ONLY	6- 10	238	4-6	212	126	211	211	20	20	
DIV. I NON-CONF.	6- 8	199	1- 0	188	126	189	189	21	21	

TOTALS	RPI 1-25	RPI 26-50	W-L RECORDS	RPI 51-100	RPI 101-150	RPI 150+				
6- 10	0- 1	0- 2	OVERALL	0- 2	0- 1	6- 4				
3- 2	0- 0	0- 0	HOME	0- 0	0- 1	3- 1				
2- 5	0- 0	0- 1	AWAY	0- 2	0- 0	2- 2				
1- 3	0- 1	0- 1	NEUTRAL	0- 0	0- 0	1- 1				
6- 8	0- 1	0- 2	NON-CONFERENCE	0- 2	0- 0	6- 3				
3- 0	0- 0	0- 0	HOME	0- 0	0- 0	3- 0				
2- 5	0- 0	0- 1	AWAY	0- 2	0- 0	2- 2				
1- 3	0- 1	0- 1	NEUTRAL	0- 0	0- 0	1- 1				
0- 2	0- 0	0- 0	CONFERENCE	0- 0	0- 1	0- 1				
0- 2	0- 0	0- 0	HOME	0- 0	0- 1	0- 1				
0- 0	0- 0	0- 0	AWAY	0- 0	0- 0	0- 0				
0- 0	0- 0	0- 0	NEUTRAL	0- 0	0- 0	0- 0				

RPI 1-25				RPI 26-50				RPI 51-100				RPI 101+ Team's RPI: 211			
RPI	S	Opponent	Score	RPI	S	Opponent	Score	RPI	S	Opponent	Score	RPI	S	Opponent	Score
5	N	Oregon	44 94	32	A	BYU	70 72	57	A	Southern California	55 73	104	H	UC Davis	59 67
				44	N	Texas A&M	63 70	70	A	Oklahoma St.	51 76	185	N	Milwaukee	54 56
												189	H	New Mexico St.	65 64
												195	N	Eastern Wash.	57 45
												204	H	Coastal Caro.	62 43
												210	H	Long Beach St.	45 63
												224	H	Southern Utah	56 50
												265	A	Utah Valley	53 56
												283	A	CSU Bakersfield	79 67
												287	A	California Baptist	57 65
												338	A	Weber St.	71 39
LAST 12 Division I GAMES:															
210	H	Long Beach St.	45 63	224	H	Southern Utah	56 50								
104	H	UC Davis	59 67	195	N	Eastern Wash.	57 45								
283	A	CSU Bakersfield	79 67	44	N	Texas A&M	63 70								
189	H	New Mexico St.	65 64	287	A	California Baptist	57 65								
265	A	Utah Valley	53 56	185	N	Milwaukee	54 56								
338	A	Weber St.	71 39	5	N	Oregon	44 94								

Non-Div I Games:

UC Riverside

UC Santa Barbara				Through Games Of Jan. 11, 2019							
Average RPI	Win:	250	WON-LOST	WINNING	LAST 10	STRENGTH OF	OPP. STRENGTH	TEAM	ADJ.	CONF.	ADJ CONF.
Average RPI	Loss:	155	RECORD	PCT. RANK	GAMES	SCHEDULE	OF SCHEDULE	RPI	RPI	RPI	RPI
DIV. I ONLY			3- 11	297	3-7	249	161	294	294	20	20
DIV. I NON-CONF.			3- 10	278	1- 0	250	158	292	292	21	21

TOTALS		RPI 1-25		RPI 26-50		W-L RECORDS		RPI 51-100		RPI 101-150	RPI 150+
3- 11		0- 1		0- 1		OVERALL		0- 3		0- 0	3- 6
1- 5		0- 0		0- 1		HOME		0- 1		0- 0	1- 3
1- 6		0- 1		0- 0		AWAY		0- 2		0- 0	1- 3
1- 0		0- 0		0- 0		NEUTRAL		0- 0		0- 0	1- 0
3- 10		0- 1		0- 1		NON-CONFERENCE		0- 3		0- 0	3- 5
1- 5		0- 0		0- 1		HOME		0- 1		0- 0	1- 3
1- 5		0- 1		0- 0		AWAY		0- 2		0- 0	1- 2
1- 0		0- 0		0- 0		NEUTRAL		0- 0		0- 0	1- 0
0- 1		0- 0		0- 0		CONFERENCE		0- 0		0- 0	0- 1
0- 0		0- 0		0- 0		HOME		0- 0		0- 0	0- 0
0- 1		0- 0		0- 0		AWAY		0- 0		0- 0	0- 1
0- 0		0- 0		0- 0		NEUTRAL		0- 0		0- 0	0- 0

RPI 1-25				RPI 26-50				RPI 51-100				RPI 101+ Team's RPI: 294			
RPI	S	Opponent	Score	RPI	S	Opponent	Score	RPI	S	Opponent	Score	RPI	S	Opponent	Score
24	A	Cal i forn i a	45 69	41	H	Saint Mary's (CA)	55 80	57	A	Southern Cal i forn i a	39 82	159	A	CSUN	65 73
								68	A	Paci fi c	53 69	189	H	New Mexico St.	73 81
								100	H	Loyol a Marymount	57 70	205	A	San Diego St.	63 58
												221	N	Dartmouth	62 56
												232	A	UNLV	51 69
												265	A	Utah Valley	54 63
												283	H	CSU Bakersfi el d	48 56
												287	H	Cal i forn i a Bapti st	64 76
												324	H	Grand Canyon	66 55

LAST 12 Divi s i on I GAMES:															
159	A	CSUN	65 73	221	N	Dartmouth	62 56								
189	H	New Mexico St.	73 81	324	H	Grand Canyon	66 55								
205	A	San Diego St.	63 58	41	H	Saint Mary's (CA)	55 80								
287	H	Cal i forn i a Bapti st	64 76	232	A	UNLV	51 69								
24	A	Cal i forn i a	45 69	100	H	Loyol a Marymount	57 70								
68	A	Paci fi c	53 69	57	A	Southern Cal i forn i a	39 82								

Non-Di v I Games:

Average RPI Win:	163	WON-LOST	WINNING	LAST 10	STRENGTH OF	OPP. STRENGTH	TEAM	ADJ.	CONF.	ADJ CONF.
Average RPI Loss:	13	RECORD	PCT. RANK	GAMES	SCHEDULE	OF SCHEDULE	RPI	RPI	RPI	RPI
DIV. I ONLY	13- 2	17	9-1	127	25	22	22	9	9	
DIV. I NON-CONF.	11- 2	33	0- 0	128	11	19	19	9	9	

TOTALS	RPI 1-25	RPI 26-50	W-L RECORDS	RPI 51-100	RPI 101-150	RPI 150+				
13- 2	0- 2	1- 0	OVERALL	3- 0	3- 0	6- 0				
4- 0	0- 0	1- 0	HOME	1- 0	1- 0	1- 0				
8- 1	0- 1	0- 0	AWAY	2- 0	2- 0	4- 0				
1- 1	0- 1	0- 0	NEUTRAL	0- 0	0- 0	1- 0				
11- 2	0- 2	1- 0	NON-CONFERENCE	3- 0	2- 0	5- 0				
4- 0	0- 0	1- 0	HOME	1- 0	1- 0	1- 0				
6- 1	0- 1	0- 0	AWAY	2- 0	1- 0	3- 0				
1- 1	0- 1	0- 0	NEUTRAL	0- 0	0- 0	1- 0				
2- 0	0- 0	0- 0	CONFERENCE	0- 0	1- 0	1- 0				
0- 0	0- 0	0- 0	HOME	0- 0	0- 0	0- 0				
2- 0	0- 0	0- 0	AWAY	0- 0	1- 0	1- 0				
0- 0	0- 0	0- 0	NEUTRAL	0- 0	0- 0	0- 0				

RPI	S	Opponent	Score	RPI	S	Opponent	Score	RPI	S	Opponent	Score	RPI	S	Opponent	Score
4	N	Syracuse	52 57	43	H	Villanova	71 56	66	A	Quinnipiac	47 45	123	H	Chattanooga	75 37
21	A	Central Mich.	68 75					68	H	Pacific	64 57	146	A	South Fla.	62 49
								79	A	Pittsburgh	61 58	147	A	Duquesne	71 63
												183	A	Mercer	76 42
												200	A	Delaware	71 60
												226	A	Stetson	78 55
												271	N	Liberty	53 45
												276	H	Richmond	70 48
												292	A	Memphis	68 55
LAST 12 Division I GAMES:															
292	A	Memphis	68 55	146	A	South Fla.	62 49	66	A	Quinnipiac	47 45	200	A	Delaware	71 60
4	N	Syracuse	52 57	123	H	Chattanooga	75 37	4	N	Syracuse	52 57	43	H	Villanova	71 56
271	N	Liberty	53 45	43	H	Villanova	71 56	68	H	Pacific	64 57	276	H	Richmond	70 48
68	H	Pacific	64 57	276	H	Richmond	70 48	147	A	Duquesne	71 63	21	A	Central Mich.	68 75

Non-Div I Games:

UCF

Average RPI Win:	133	WON-LOST	WINNING	LAST 10	STRENGTH OF	OPP. STRENGTH	TEAM	ADJ.	CONF.	ADJ CONF.
Average RPI Loss:	54	RECORD	PCT. RANK	GAMES	SCHEDULE	OF SCHEDULE	RPI	RPI	RPI	RPI
DIV. I ONLY	9- 7	134	6-4	4	88	31	31	2	2	
DIV. I NON-CONF.	7- 5	132	0- 0	23	159	70	70	2	2	

TOTALS	RPI 1-25	RPI 26-50	W-L RECORDS	RPI 51-100	RPI 101-150	RPI 150+				
9- 7	1- 3	0- 2	OVERALL	3- 1	3- 1	2- 0				
6- 2	0- 1	0- 1	HOME	2- 0	3- 0	1- 0				
3- 2	1- 1	0- 0	AWAY	1- 1	0- 0	1- 0				
0- 3	0- 1	0- 1	NEUTRAL	0- 0	0- 1	0- 0				
7- 5	0- 2	0- 1	NON-CONFERENCE	2- 1	3- 1	2- 0				
6- 1	0- 1	0- 0	HOME	2- 0	3- 0	1- 0				
1- 1	0- 0	0- 0	AWAY	0- 1	0- 0	1- 0				
0- 3	0- 1	0- 1	NEUTRAL	0- 0	0- 1	0- 0				
2- 2	1- 1	0- 1	CONFERENCE	1- 0	0- 0	0- 0				
0- 1	0- 0	0- 1	HOME	0- 0	0- 0	0- 0				
2- 1	1- 1	0- 0	AWAY	1- 0	0- 0	0- 0				
0- 0	0- 0	0- 0	NEUTRAL	0- 0	0- 0	0- 0				

RPI 1-25				RPI 26-50				Team's RPI: 31				RPI 51-100				RPI 101+			
RPI	S	Opponent	Score	RPI	S	Opponent	Score	RPI	S	Opponent	Score	RPI	S	Opponent	Score	RPI	S	Opponent	Score
2	A	Stanford	80 86	46	H	Oregon St.	73 83	57	A	Southern Cal i forni a	72 65	108	H	Georgi a	80 69				
16	H	Indiana	65 67	49	N	North Carol i na	49 83	70	H	Okl ahoma St.	71 59	109	H	Fresno St.	89 80				
20	N	Kentucky	74 75					97	H	Seton Hall	78 62	120	H	Rice	59 50				
24	A	Cal i forni a	84 79					100	A	Loyol a Marymount	63 69	146	N	South Fla.	56 60				
												288	H	Cal Poly	81 35				
												328	A	UIC	78 47				
LAST 12 Division I GAMES:																			
2	A	Stanford	80 86	46	H	Oregon St.	73 83												
24	A	Cal i forni a	84 79	109	H	Fresno St.	89 80												
57	A	Southern Cal i forni a	72 65	16	H	Indiana	65 67												
288	H	Cal Poly	81 35	146	N	South Fla.	56 60												
328	A	UIC	78 47	20	N	Kentucky	74 75												
70	H	Okl ahoma St.	71 59	49	N	North Carol i na	49 83												

Non-Div I Games:

UCLA

Average RPI Win: 109

Average RPI Loss: 8

WON-LOST
RECORDWINNING
PCT. RANKLAST 10
GAMESSTRENGTH OF
SCHEDULEOPP. STRENGTH
OF SCHEDULETEAM
RPIADJ.
RPICONF.
RPIADJ CONF.
RPIDIV. I ONLY
DIV. I NON-CONF.13- 1
11- 110
139-1
0- 028
281
37
37
39
99
9

TOTALS

RPI 1-25

RPI 26-50

W-L RECORDS

RPI 51-100

RPI 101-150

RPI 150+

13- 1

2- 1

1- 0

OVERALL

3- 0

4- 0

3- 0

4- 0

0- 0

1- 0

HOME

1- 0

2- 0

0- 0

5- 1

2- 1

0- 0

AWAY

0- 0

2- 0

1- 0

4- 0

0- 0

0- 0

NEUTRAL

2- 0

0- 0

2- 0

11- 1

2- 1

1- 0

NON-CONFERENCE

3- 0

2- 0

3- 0

3- 0

0- 0

1- 0

HOME

1- 0

1- 0

0- 0

4- 1

2- 1

0- 0

AWAY

0- 0

1- 0

1- 0

4- 0

0- 0

0- 0

NEUTRAL

2- 0

0- 0

2- 0

2- 0

0- 0

0- 0

CONFERENCE

0- 0

2- 0

0- 0

1- 0

0- 0

0- 0

HOME

0- 0

1- 0

0- 0

1- 0

0- 0

0- 0

AWAY

0- 0

1- 0

0- 0

0- 0

0- 0

0- 0

NEUTRAL

0- 0

0- 0

0- 0

RPI 1-25

Team's RPI: 7

RPI 26-50

RPI 51-100

RPI 101+

RPI	S	Opponent	Score
1	A	Notre Dame	89 71
8	A	Baylor	57 68
24	A	Cal i forni a	76 66

RPI	S	Opponent	Score
45	H	DePaul	99 63

RPI	S	Opponent	Score
59	N	Purdue	86 40
85	N	St. John's (NY)	65 55
97	H	Seton Hall	99 61

RPI	S	Opponent	Score
111	A	Houston	81 61
132	H	Ohio St.	85 53
134	H	Ci nci nnati	82 38
137	A	Okl ahoma	72 63
177	N	Vanderbi l t	80 42
193	A	Sai nt Loui s	98 42
223	N	Ole Mi ss	90 50

LAST 12 Di vi si on I GAMES:

111	A	Houston	81 61	134	H	Ci nci nnati	82 38
8	A	Baylor	57 68	1	A	Notre Dame	89 71
24	A	Cal i forni a	76 66	45	H	DePaul	99 63
137	A	Okl ahoma	72 63	59	N	Purdue	86 40
97	H	Seton Hall	99 61	85	N	St. John's (NY)	65 55
193	A	Sai nt Loui s	98 42	223	N	Ole Mi ss	90 50

U
C
o
n
nU
C
o
n
n

Non-Di v I Games:

UConn

UIC		Average RPI Win: 310	WON-LOST RECORD	WINNING PCT. RANK	LAST 10 GAMES	STRENGTH OF SCHEDULE	OPP. STRENGTH OF SCHEDULE	TEAM RPI	ADJ. RPI	CONF. RPI	ADJ CONF. RPI
Average RPI Loss: 166											
DIV. I ONLY		3- 13		307	2-8	291	203	328	328	19	19
DIV. I NON-CONF.		2- 9		297	0- 0	266	217	322	322	16	16

TOTALS	RPI 1-25		RPI 26-50		W-L RECORDS	RPI 51-100		RPI 101-150		RPI 150+	
3- 13	0- 1		0- 1		OVERALL	0- 2		0- 3		3- 6	
2- 5	0- 0		0- 1		HOME	0- 1		0- 1		2- 2	
1- 6	0- 1		0- 0		AWAY	0- 1		0- 2		1- 2	
0- 2	0- 0		0- 0		NEUTRAL	0- 0		0- 0		0- 2	
2- 9	0- 1		0- 1		NON-CONFERENCE	0- 1		0- 2		2- 4	
1- 3	0- 0		0- 1		HOME	0- 0		0- 1		1- 1	
1- 4	0- 1		0- 0		AWAY	0- 1		0- 1		1- 1	
0- 2	0- 0		0- 0		NEUTRAL	0- 0		0- 0		0- 2	
1- 4	0- 0		0- 0		CONFERENCE	0- 1		0- 1		1- 2	
1- 2	0- 0		0- 0		HOME	0- 1		0- 0		1- 1	
0- 2	0- 0		0- 0		AWAY	0- 0		0- 1		0- 1	
0- 0	0- 0		0- 0		NEUTRAL	0- 0		0- 0		0- 0	

RPI 1-25				RPI 26-50				RPI 51-100				RPI 101+ Team's RPI: 328			
RPI	S	Opponent	Score	RPI	S	Opponent	Score	RPI	S	Opponent	Score	RPI	S	Opponent	Score
13	A	Marquette	32 96	31	H	UCLA	47 78	80	A	Northwestern	44 87	114	H	Miami (OH)	56 65
								81	H	Wright St.	46 79	123	A	Indiana St.	53 60
												126	A	Youngstown St.	29 81
												222	A	Eastern Mich.	38 52
												233	H	Loyola Chicago	60 75
												251	A	Cleveland St.	53 71
												272	H	Northern Ky.	49 67
												278	H	Oakland	69 65
												279 N		Fairfield	60 68
												309	H	Valparaiso	75 65
												327 N		Jackson St.	57 72
												343	A	Evansville	62 54

LAST 12 Division I GAMES:															
251	A	Cleveland St.	53 71	278	H	Oakland	69 65	31	H	UCLA	47 78	123	A	Indiana St.	53 60
126	A	Youngstown St.	29 81									343	A	Evansville	62 54
81	H	Wright St.	46 79									114	H	Miami (OH)	56 65
272	H	Northern Ky.	49 67									222	A	Eastern Mich.	38 52
327 N		Jackson St.	57 72												
279 N		Fairfield	60 68												

Non-Div I Games:

UIC

UMBC		Average RPI Win: 289	WON-LOST RECORD	WINNING PCT. RANK	LAST 10 GAMES	STRENGTH OF SCHEDULE	OPP. STRENGTH OF SCHEDULE	TEAM RPI	ADJ. RPI	CONF. RPI	ADJ. CONF. RPI
Average RPI Loss: 134											
DIV. I ONLY		4- 8	247	2-8	315	171	284	284	23	23	
DIV. I NON-CONF.		4- 6	212	0- 0	336	194	291	291	23	23	

TOTALS	RPI 1-25	RPI 26-50	W-L RECORDS		RPI 51-100	RPI 101-150	RPI 150+				
4- 8	0- 0	0- 1	OVERALL		0- 3	0- 1	4- 3				
0- 5	0- 0	0- 0	HOME		0- 2	0- 0	0- 3				
2- 3	0- 0	0- 1	AWAY		0- 1	0- 1	2- 0				
2- 0	0- 0	0- 0	NEUTRAL		0- 0	0- 0	2- 0				
4- 6	0- 0	0- 1	NON-CONFERENCE		0- 1	0- 1	4- 3				
0- 4	0- 0	0- 0	HOME		0- 1	0- 0	0- 3				
2- 2	0- 0	0- 1	AWAY		0- 0	0- 1	2- 0				
2- 0	0- 0	0- 0	NEUTRAL		0- 0	0- 0	2- 0				
0- 2	0- 0	0- 0	CONFERENCE		0- 2	0- 0	0- 0				
0- 1	0- 0	0- 0	HOME		0- 1	0- 0	0- 0				
0- 1	0- 0	0- 0	AWAY		0- 1	0- 0	0- 0				
0- 0	0- 0	0- 0	NEUTRAL		0- 0	0- 0	0- 0				

RPI 1-25				RPI 26-50				RPI 51-100				RPI 101+ Team's RPI: 284			
RPI	S	Opponent	Score	RPI	S	Opponent	Score	RPI	S	Opponent	Score	RPI	S	Opponent	Score
				28	A	Maryland	61 92	82	A	Maine	44 84	149	A	American	42 64
								87	H	Towson	62 71	202	H	Mt. St. Mary's	52 65
								93	H	Hartford	52 66	203	H	UMES	67 73
												227	H	Hofstra	42 45
												262	A	Coppin St.	57 52
												263	N	Kennesaw St.	57 53
												299	N	UTSA	72 58
												332	A	Morgan St.	73 68
LAST 12 Division I GAMES:															
				82	A	Maine	44 84	93	H	Hartford	52 66				
				203	H	UMES	67 73	149	A	American	42 64				
				332	A	Morgan St.	73 68	87	H	Towson	62 71				
				227	H	Hofstra	42 45	262	A	Coppin St.	57 52				
				202	H	Mt. St. Mary's	52 65	263	N	Kennesaw St.	57 53				
				28	A	Maryland	61 92	299	N	UTSA	72 58				

Non-Div I Games: Notre Dame (MD) 81 43 Eastern 81 42 Gettysburg 65 51

UMBC

Loss, Non-Conf, S Site, H Home A Away N Neutral

U
M
E
S

UMES				Through Games Of Jan. 11, 2019							
Average RPI	Win:	259	WON-LOST	WINNING	LAST 10	STRENGTH OF	OPP. STRENGTH	TEAM	ADJ.	CONF.	ADJ CONF.
Average RPI	Loss:	147	RECORD	PCT. RANK	GAMES	SCHEDULE	OF SCHEDULE	RPI	RPI	RPI	RPI
DIV. I ONLY			4- 9	254	5-5	218	193	203	203	32	32
DIV. I NON-CONF.			2- 9	297	0- 0	167	139	241	241	32	32
<hr/>											
TOTALS		RPI 1-25	RPI 26-50		W-L RECORDS		RPI 51-100	RPI 101-150	RPI 150+		
4- 9		0- 1	0- 1		OVERALL		0- 2	0- 1	4- 4		
1- 1		0- 0	0- 0		HOME		0- 1	0- 0	1- 0		
3- 8		0- 1	0- 1		AWAY		0- 1	0- 1	3- 4		
0- 0		0- 0	0- 0		NEUTRAL		0- 0	0- 0	0- 0		
2- 9		0- 1	0- 1		NON-CONFERENCE		0- 2	0- 1	2- 4		
0- 1		0- 0	0- 0		HOME		0- 1	0- 0	0- 0		
2- 8		0- 1	0- 1		AWAY		0- 1	0- 1	2- 4		
0- 0		0- 0	0- 0		NEUTRAL		0- 0	0- 0	0- 0		
2- 0		0- 0	0- 0		CONFERENCE		0- 0	0- 0	2- 0		
1- 0		0- 0	0- 0		HOME		0- 0	0- 0	1- 0		
1- 0		0- 0	0- 0		AWAY		0- 0	0- 0	1- 0		
0- 0		0- 0	0- 0		NEUTRAL		0- 0	0- 0	0- 0		

U
M
E
S

RPI 1-25				RPI 26-50				RPI 51-100				RPI 101+ Team's RPI: 203			
RPI	S	Opponent	Score	RPI	S	Opponent	Score	RPI	S	Opponent	Score	RPI	S	Opponent	Score
4	A	Syracuse	51 96	36	A	Miami (FL)	53 71	51	H	Buffalo	63 69	106	A	Wake Forest	67 78
								95	A	Georgetown	55 74	178	A	East Carolina	69 84
												202	A	Mt. St. Mary's	86 73
												218	H	Howard	80 72
												229	A	George Mason	49 70
												276	A	Richmond	55 57
												284	A	UMBC	73 67
												332	A	Morgan St.	73 68
												345	A	Longwood	71 83
LAST 12 Division I GAMES:															
332	A	Morgan St.	73 68	218	H	Howard	80 72								
284	A	UMBC	73 67	4	A	Syracuse	51 96								
229	A	George Mason	49 70	345	A	Longwood	71 83								
202	A	Mt. St. Mary's	86 73	276	A	Richmond	55 57								
36	A	Miami (FL)	53 71	51	H	Buffalo	63 69								
106	A	Wake Forest	67 78	95	A	Georgetown	55 74								

Non-Div I Games: Regent 72 16 Cheyney 88 39

UMES

UMKC		Average RPI Win: 260	WON-LOST RECORD	WINNING PCT. RANK	LAST 10 GAMES	STRENGTH OF SCHEDULE	OPP. STRENGTH OF SCHEDULE	TEAM RPI	ADJ. RPI	CONF. RPI	ADJ CONF. RPI
		Average RPI Loss: 124									
DIV. I ONLY		6- 7	189	8-2	179	275	175	175	30	30	
DIV. I NON-CONF.		4- 7	228	0- 0	96	273	183	183	30	30	

TOTALS		RPI 1-25	RPI 26-50	W-L RECORDS	RPI 51-100	RPI 101-150	RPI 150+				
6- 7		0- 0	0- 1	OVERALL	0- 2	0- 0	6- 4				
2- 2		0- 0	0- 0	HOME	0- 0	0- 0	2- 2				
4- 5		0- 0	0- 1	AWAY	0- 2	0- 0	4- 2				
0- 0		0- 0	0- 0	NEUTRAL	0- 0	0- 0	0- 0				
4- 7		0- 0	0- 1	NON-CONFERENCE	0- 2	0- 0	4- 4				
2- 2		0- 0	0- 0	HOME	0- 0	0- 0	2- 2				
2- 5		0- 0	0- 1	AWAY	0- 2	0- 0	2- 2				
0- 0		0- 0	0- 0	NEUTRAL	0- 0	0- 0	0- 0				
2- 0		0- 0	0- 0	CONFERENCE	0- 0	0- 0	2- 0				
0- 0		0- 0	0- 0	HOME	0- 0	0- 0	0- 0				
2- 0		0- 0	0- 0	AWAY	0- 0	0- 0	2- 0				
0- 0		0- 0	0- 0	NEUTRAL	0- 0	0- 0	0- 0				

RPI 1-25				RPI 26-50				RPI 51-100				RPI 101+ Team's RPI: 175			
RPI	S	Opponent	Score	RPI	S	Opponent	Score	RPI	S	Opponent	Score	RPI	S	Opponent	Score
				26	A	Missouri	59 66	52	A	Kansas St.	50 61	153	H	Louisiana Tech	80 70
								61	A	Kansas	55 67	154	A	Denver	75 92
												162	A	Oral Roberts	64 75
												184	H	Illinois St.	55 62
												225	H	SIUE	80 75
												229	H	George Mason	84 91
												233	A	Loyola Chicago	88 74
												287	A	California Baptist	78 74
												321	A	North Dakota St.	69 59
												339	A	Chicago St.	111 58
LAST 12 Division I GAMES:															
339	A	Chicago St.	111 58	287	A	California Baptist	78 74								
184	H	Illinois St.	55 62	321	A	North Dakota St.	69 59								
153	H	Louisiana Tech	80 70	229	H	George Mason	84 91								
225	H	SIUE	80 75	162	A	Oral Roberts	64 75								
233	A	Loyola Chicago	88 74	52	A	Kansas St.	50 61								
26	A	Missouri	59 66	154	A	Denver	75 92								

Non-Div I Games: Peru St. 98 62 Mo.-St. Louis 92 63

UMKC

■ Loss,
 ■ Non-Conf, S Site,
 ■ Home
 ■ Away
 N Neutral

Average RPI Win:	288	WON-LOST	WINNING	LAST 10	STRENGTH OF	OPP. STRENGTH	TEAM	ADJ.	CONF.	ADJ CONF.
Average RPI Loss:	200	RECORD	PCT. RANK	GAMES	SCHEDULE	OF SCHEDULE	RPI	RPI	RPI	RPI
DIV. I ONLY	4- 11	277	3-7	258	329	296	296	23	23	
DIV. I NON-CONF.	3- 9	271	0- 0	248	325	287	287	23	23	
<hr/>										
TOTALS	RPI 1-25	RPI 26-50	W-L RECORDS	RPI 51-100	RPI 101-150	RPI 150+				
4- 11	0- 1	0- 0	OVERALL	0- 1	0- 2	4- 7				
2- 4	0- 0	0- 0	HOME	0- 0	0- 1	2- 3				
2- 7	0- 1	0- 0	AWAY	0- 1	0- 1	2- 4				
0- 0	0- 0	0- 0	NEUTRAL	0- 0	0- 0	0- 0				
3- 9	0- 1	0- 0	NON-CONFERENCE	0- 1	0- 1	3- 6				
1- 3	0- 0	0- 0	HOME	0- 0	0- 1	1- 2				
2- 6	0- 1	0- 0	AWAY	0- 1	0- 0	2- 4				
0- 0	0- 0	0- 0	NEUTRAL	0- 0	0- 0	0- 0				
1- 2	0- 0	0- 0	CONFERENCE	0- 0	0- 1	1- 1				
1- 1	0- 0	0- 0	HOME	0- 0	0- 0	1- 1				
0- 1	0- 0	0- 0	AWAY	0- 0	0- 1	0- 0				
0- 0	0- 0	0- 0	NEUTRAL	0- 0	0- 0	0- 0				

RPI 1-25				RPI 26-50				RPI 51-100				RPI 101+				Team's RPI: 296
RPI	S	Opponent	Score	RPI	S	Opponent	Score	RPI	S	Opponent	Score	RPI	S	Opponent	Score	
18	A	Butler	36 89					97	A	Seton Hall	57 90	107	H	Providence	47 71	
												138	A	Stony Brook	56 76	
												187	A	Massachusetts	62 59	
												192	A	Cornell	54 63	
												221	A	Dartmouth	54 70	
												231	A	Holy Cross	54 63	
												258	H	Colgate	52 61	
												302	H	Bryant	57 58	
												305	H	Saint Peter's	59 57	
												307	H	New Hampshire	53 56	
												308	H	Vermont	54 51	
												332	A	Morgan St.	49 61	
												350	A	LIU Brooklyn	69 64	
<hr/>																
LAST 12 Division I GAMES:																
138	A	Stony Brook	56 76	307	H	New Hampshire	53 56									
308	H	Vermont	54 51	258	H	Colgate	52 61									
332	A	Morgan St.	49 61	231	A	Holy Cross	54 63									
187	A	Massachusetts	62 59	350	A	LIU Brooklyn	69 64									
221	A	Dartmouth	54 70	97	A	Seton Hall	57 90									
107	H	Providence	47 71	18	A	Butler	36 89									

Non-Div I Games:

Fisher

79 45

UMass Lowell

Average RPI Win:	250	WON-LOST	WINNING	LAST 10	STRENGTH OF	OPP. STRENGTH	TEAM	ADJ.	CONF.	ADJ CONF.
Average RPI Loss:	148	RECORD	PCT. RANK	GAMES	SCHEDULE	OF SCHEDULE	RPI	RPI	RPI	RPI
DIV. I ONLY	4- 9	254	3-7	162	260	256	256	29	29	
DIV. I NON-CONF.	4- 6	212	0- 0	139	238	199	199	29	29	

TOTALS	RPI 1-25	RPI 26-50	W-L RECORDS	RPI 51-100	RPI 101-150	RPI 150+				
4- 9	0- 0	0- 1	OVERALL	0- 1	0- 2	4- 5				
4- 1	0- 0	0- 0	HOME	0- 0	0- 0	4- 1				
0- 8	0- 0	0- 1	AWAY	0- 1	0- 2	0- 4				
0- 0	0- 0	0- 0	NEUTRAL	0- 0	0- 0	0- 0				
4- 6	0- 0	0- 1	NON-CONFERENCE	0- 1	0- 2	4- 2				
4- 0	0- 0	0- 0	HOME	0- 0	0- 0	4- 0				
0- 6	0- 0	0- 1	AWAY	0- 1	0- 2	0- 2				
0- 0	0- 0	0- 0	NEUTRAL	0- 0	0- 0	0- 0				
0- 3	0- 0	0- 0	CONFERENCE	0- 0	0- 0	0- 3				
0- 1	0- 0	0- 0	HOME	0- 0	0- 0	0- 1				
0- 2	0- 0	0- 0	AWAY	0- 0	0- 0	0- 2				
0- 0	0- 0	0- 0	NEUTRAL	0- 0	0- 0	0- 0				

RPI	S	Opponent	Score	RPI	S	Opponent	Score	RPI	S	Opponent	Score	RPI	S	Opponent	Score	Team's RPI: 256
29	A	Tennessee	46 73	77	A	Middle Tenn.	46 67	119	A	Tennessee Tech	53 60	131	A	Charlotte	53 70	
								152	A	Radford	46 60	155	H	Davidson	69 56	
								183	A	Mercer	47 61	212	A	Furman	47 58	
								213	H	Hampton	58 61	214	A	Gardner-Webb	59 69	
								253	H	Wofford	60 46	268	H	ETSU	56 55	
								323	H	Western Caro.	74 49					

LAST 12 Division I GAMES:																
213	H	Hampton	58 61	214	A	Gardner-Webb	59 69									
152	A	Radford	46 60	212	A	Furman	47 58									
183	A	Mercer	47 61	253	H	Wofford	60 46									
77	A	Middle Tenn.	46 67	155	H	Davidson	69 56									
119	A	Tennessee Tech	53 60	323	H	Western Caro.	74 49									
268	H	ETSU	56 55	29	A	Tennessee	46 73									

Non-Div I Games: Warren Wilson 92 31

UNC Asheville

Average RPI Win: 247		WON-LOST RECORD	WINNING PCT. RANK	LAST 10 GAMES	STRENGTH OF SCHEDULE	OPP. STRENGTH OF SCHEDULE	TEAM RPI	ADJ. RPI	CONF. RPI	ADJ CONF. RPI
Average RPI Loss: 194										
DIV. I ONLY		2- 10	313	3-7	263	255	322	322	24	24
DIV. I NON-CONF.		2- 9	297	0- 0	276	232	327	327	26	26
TOTALS		RPI 1-25	RPI 26-50	W-L RECORDS		RPI 51-100	RPI 101-150	RPI 150+		
2- 10	0- 0		0- 1	OVERALL		0- 1	0- 1	2- 7		
1- 1	0- 0		0- 0	HOME		0- 0	0- 0	1- 1		
0- 8	0- 0		0- 1	AWAY		0- 0	0- 1	0- 6		
1- 1	0- 0		0- 0	NEUTRAL		0- 1	0- 0	1- 0		
2- 9	0- 0		0- 1	NON-CONFERENCE		0- 1	0- 1	2- 6		
1- 1	0- 0		0- 0	HOME		0- 0	0- 0	1- 1		
0- 7	0- 0		0- 1	AWAY		0- 0	0- 1	0- 5		
1- 1	0- 0		0- 0	NEUTRAL		0- 1	0- 0	1- 0		
0- 1	0- 0		0- 0	CONFERENCE		0- 0	0- 0	0- 1		
0- 0	0- 0		0- 0	HOME		0- 0	0- 0	0- 0		
0- 1	0- 0		0- 0	AWAY		0- 0	0- 0	0- 1		
0- 0	0- 0		0- 0	NEUTRAL		0- 0	0- 0	0- 0		

RPI 1-25				RPI 26-50				RPI 51-100				RPI 101+				Team's RPI: 322	
RPI	S	Opponent	Score	RPI	S	Opponent	Score	RPI	S	Opponent	Score	RPI	S	Opponent	Score		
				49	A	North Carolina	62 83										
								97	N	Seton Hall I	64 71	139	A	Appalachian St.	65 68		
												180	A	High Point	75 82		
												191	A	Georgia St.	63 70		
												204	H	Coastal Caro.	71 78		
												212	A	Furman	61 64		
												222	N	Eastern Mich.	49 44		
												249	A	Campbell	49 53		
												271	H	Liberty	48 45		
												276	A	Richmond	48 59		
												344	A	N. C. Central	57 66		
LAST 12 Division I GAMES:																	
				276	A	Richmond	48 59	212	A	Furman	61 64						
				204	H	Coastal Caro.	71 78	49	A	North Carolina	62 83						
				97	N	Seton Hall I	64 71	180	A	High Point	75 82						
				222	N	Eastern Mich.	49 44	249	A	Campbell	49 53						
				271	H	Liberty	48 45	139	A	Appalachian St.	65 68						
				344	A	N. C. Central	57 66	191	A	Georgia St.	63 70						

Non-Div I Games:	Pfeiffer	92	23	UNC Pembroke	72	32	Lees-McRae	92	36	Young Harris	62	29	UNC Greensboro
------------------	----------	----	----	--------------	----	----	------------	----	----	--------------	----	----	----------------

Average RPI	Win:	308	WON-LOST	WINNING	LAST 10	STRENGTH OF	OPP. STRENGTH	TEAM	ADJ.	CONF.	ADJ CONF.
Average RPI	Loss:	97	RECORD	PCT. RANK	GAMES	SCHEDULE	OF SCHEDULE	RPI	RPI	RPI	RPI
DIV. I ONLY		6- 5		141	6-4	236	302	169	169	11	11
DIV. I NON-CONF.		5- 4		139	0- 0	229	283	156	156	14	14
<hr/>											
TOTALS	RPI 1-25		RPI 26-50		W-L RECORDS	RPI 51-100		RPI 101-150		RPI 150+	
6- 5	0- 0		0- 1		OVERALL	0- 2		0- 1		6- 1	
4- 0	0- 0		0- 0		HOME	0- 0		0- 0		4- 0	
2- 5	0- 0		0- 1		AWAY	0- 2		0- 1		2- 1	
0- 0	0- 0		0- 0		NEUTRAL	0- 0		0- 0		0- 0	
5- 4	0- 0		0- 1		NON-CONFERENCE	0- 2		0- 0		5- 1	
3- 0	0- 0		0- 0		HOME	0- 0		0- 0		3- 0	
2- 4	0- 0		0- 1		AWAY	0- 2		0- 0		2- 1	
0- 0	0- 0		0- 0		NEUTRAL	0- 0		0- 0		0- 0	
1- 1	0- 0		0- 0		CONFERENCE	0- 0		0- 1		1- 0	
1- 0	0- 0		0- 0		HOME	0- 0		0- 0		1- 0	
0- 1	0- 0		0- 0		AWAY	0- 0		0- 1		0- 0	
0- 0	0- 0		0- 0		NEUTRAL	0- 0		0- 0		0- 0	

RPI 1-25				RPI 26-50				RPI 51-100				RPI 101+				Team's RPI: 169			
RPI	S	Opponent	Score	RPI	S	Opponent	Score	RPI	S	Opponent	Score	RPI	S	Opponent	Score				
				49	A	North Carolina	55 82					60	A	Ohio	72 95	128	A	William & Mary	64 70
												79	A	Pittsburgh	56 60	168	A	VCU	47 58
																178	A	East Carolina	71 68
																317	H	Presbyterian	63 48
																324	H	Grand Canyon	77 55
																337	H	Col. of Charleston	71 49
																344	A	N.C. Central	89 82
																345	H	Longwood	35 33
LAST 12 Division I GAMES:																			
				337	H	Col. of Charleston	71 49					128	A	William & Mary	64 70				
				178	A	East Carolina	71 68					344	A	N.C. Central	89 82				
				345	H	Longwood	35 33					324	H	Grand Canyon	77 55				
				79	A	Pittsburgh	56 60					317	H	Presbyteri an	63 48				
				49	A	North Carolina	55 82					60	A	Ohio	72 95				
				168	A	VCU	47 58												

Non-Div I Games: Fayetteville St. 72 54 Belmont Abbey 74 58

UNCW

Average RPI Win:	198	WON-LOST	WINNING	LAST 10	STRENGTH OF	OPP. STRENGTH	TEAM	ADJ.	CONF.	ADJ CONF.
Average RPI Loss:	66	RECORD	PCT. RANK	GAMES	SCHEDULE	OF SCHEDULE	RPI	RPI	RPI	RPI
DIV. I ONLY	8- 6	128	6-4	81	113	72	72	13	13	
DIV. I NON-CONF.	6- 5	143	0- 1	81	39	71	71	13	13	

TOTALS	RPI 1-25	RPI 26-50	W-L RECORDS	RPI 51-100	RPI 101-150	RPI 150+				
8- 6	0- 2	0- 1	OVERALL	1- 2	1- 0	6- 1				
5- 0	0- 0	0- 0	HOME	1- 0	0- 0	4- 0				
3- 5	0- 2	0- 0	AWAY	0- 2	1- 0	2- 1				
0- 1	0- 0	0- 1	NEUTRAL	0- 0	0- 0	0- 0				
6- 5	0- 2	0- 1	NON-CONFERENCE	1- 2	1- 0	4- 0				
4- 0	0- 0	0- 0	HOME	1- 0	0- 0	3- 0				
2- 4	0- 2	0- 0	AWAY	0- 2	1- 0	1- 0				
0- 1	0- 0	0- 1	NEUTRAL	0- 0	0- 0	0- 0				
2- 1	0- 0	0- 0	CONFERENCE	0- 0	0- 0	2- 1				
1- 0	0- 0	0- 0	HOME	0- 0	0- 0	1- 0				
1- 1	0- 0	0- 0	AWAY	0- 0	0- 0	1- 1				
0- 0	0- 0	0- 0	NEUTRAL	0- 0	0- 0	0- 0				

RPI 1-25				RPI 26-50				RPI 51-100 Team's RPI: 72				RPI 101+			
RPI	S	Opponent	Score	RPI	S	Opponent	Score	RPI	S	Opponent	Score	RPI	S	Opponent	Score
13	A	Marquette	61 102	40	N	Boise St.	60 61	52	A	Kansas St.	62 72	130	A	IUPUI	53 40
14	A	Iowa	57 83					84	H	Creighton	65 55	171	H	North Dakota	64 60
								90	A	Northern Ill.	59 70	184	A	Illinois St.	64 66
												186	A	Bradley	81 78
												200	H	Delaware	79 67
												210	A	Long Beach St.	71 64
												297	H	Omaha	79 50
												309	H	Valparaiso	71 52

LAST 12 Division I GAMES:															
309	H	Valparaiso	71 52	90	A	Northern Ill.	59 70	13	A	Marquette	61 102	171	H	North Dakota	64 60
186	A	Bradley	81 78	52	A	Kansas St.	62 72	130	A	IUPUI	53 40	184	A	Illinois St.	64 66
184	A	Illinois St.	64 66	40	N	Boise St.	60 61	200	H	Delaware	79 67	210	A	Long Beach St.	71 64
52	A	Kansas St.	62 72	297	H	Omaha	79 50	297	H	Omaha	79 50	309	H	Valparaiso	71 52
297	H	Omaha	79 50	14	A	Iowa	57 83	210	A	Long Beach St.	71 64				
14	A	Iowa	57 83												

Non-Div I Games: Minnesota St. 73 56

UNI

Average RPI Win:	190	WON-LOST	WINNING	LAST 10	STRENGTH OF	OPP. STRENGTH	TEAM	ADJ.	CONF.	ADJ CONF.
Average RPI Loss:	122	RECORD	PCT. RANK	GAMES	SCHEDULE	OF SCHEDULE	RPI	RPI	RPI	RPI
DIV. I ONLY	3- 11	297	2-8	51	160	232	232	12	12	
DIV. I NON-CONF.	2- 9	297	0- 1	85	184	269	269	11	11	

TOTALS	RPI 1-25	RPI 26-50	W-L RECORDS	RPI 51-100	RPI 101-150	RPI 150+				
3- 11	0- 1	0- 2	OVERALL	1- 3	0- 2	2- 3				
3- 5	0- 1	0- 0	HOME	1- 3	0- 0	2- 1				
0- 6	0- 0	0- 2	AWAY	0- 0	0- 2	0- 2				
0- 0	0- 0	0- 0	NEUTRAL	0- 0	0- 0	0- 0				
2- 9	0- 1	0- 1	NON-CONFERENCE	0- 3	0- 2	2- 2				
2- 5	0- 1	0- 0	HOME	0- 3	0- 0	2- 1				
0- 4	0- 0	0- 1	AWAY	0- 0	0- 2	0- 1				
0- 0	0- 0	0- 0	NEUTRAL	0- 0	0- 0	0- 0				
1- 2	0- 0	0- 1	CONFERENCE	1- 0	0- 0	0- 1				
1- 0	0- 0	0- 0	HOME	1- 0	0- 0	0- 0				
0- 2	0- 0	0- 1	AWAY	0- 0	0- 0	0- 1				
0- 0	0- 0	0- 0	NEUTRAL	0- 0	0- 0	0- 0				

RPI 1-25				RPI 26-50				RPI 51-100				RPI 101+				Team's RPI: 232
RPI	S	Opponent	Score	RPI	S	Opponent	Score	RPI	S	Opponent	Score	RPI	S	Opponent	Score	
10	H	Gonzaga	59 70	33	A	Duke	38 66	55	H	New Mexico	66 57	127	A	Portland St.	49 58	
				38	A	Wyoming	62 90	57	H	Southern California	72 86	141	A	UC Irvine	55 57	
								77	H	Middle Tenn.	62 66	182	A	Colorado St.	49 52	
								81	H	Wright St.	52 68	220	H	Florida	56 53	
												281	H	Hawaii	61 66	
												294	H	UC Santa Barbara	69 51	
												314	A	South Carolina St.	49 58	
LAST 12 Division I GAMES:																
				77	H	Middle Tenn.	62 66	314	A	South Carolina St.	49 58					
				55	H	New Mexico	66 57	220	H	Florida	56 53					
				38	A	Wyoming	62 90	33	A	Duke	38 66					
				182	A	Colorado St.	49 52	57	H	Southern California	72 86					
				281	H	Hawaii	61 66	294	H	UC Santa Barbara	69 51					
				127	A	Portland St.	49 58	10	H	Gonzaga	59 70					

Non-Div I Games:

UNLV

Average RPI Win:	328	WON-LOST	WINNING	LAST 10	STRENGTH OF	OPP. STRENGTH	TEAM	ADJ.	CONF.	ADJ CONF.
Average RPI Loss:	209	RECORD	PCT. RANK	GAMES	SCHEDULE	OF SCHEDULE	RPI	RPI	RPI	RPI

DIV. I ONLY	2- 8	301	5-5	270	338	291	291	29	29
DIV. I NON-CONF.	1- 7	319	0- 0	298	327	331	331	29	29
TOTALS	RPI 1-25	RPI 26-50	W-L RECORDS	RPI 51-100	RPI 101-150	RPI 150+			
2- 8	0- 0	0- 0	OVERALL	0- 2	0- 0	2- 6			
0- 1	0- 0	0- 0	HOME	0- 0	0- 0	0- 1			
2- 7	0- 0	0- 0	AWAY	0- 2	0- 0	2- 5			
0- 0	0- 0	0- 0	NEUTRAL	0- 0	0- 0	0- 0			
1- 7	0- 0	0- 0	NON-CONFERENCE	0- 2	0- 0	1- 5			
0- 0	0- 0	0- 0	HOME	0- 0	0- 0	0- 0			
1- 7	0- 0	0- 0	AWAY	0- 2	0- 0	1- 5			
0- 0	0- 0	0- 0	NEUTRAL	0- 0	0- 0	0- 0			
1- 1	0- 0	0- 0	CONFERENCE	0- 0	0- 0	1- 1			
0- 1	0- 0	0- 0	HOME	0- 0	0- 0	0- 1			
1- 0	0- 0	0- 0	AWAY	0- 0	0- 0	1- 0			
0- 0	0- 0	0- 0	NEUTRAL	0- 0	0- 0	0- 0			

RPI 1-25				RPI 26-50				RPI 51-100				RPI 101+				Team's RPI: 291	
RPI	S	Opponent	Score	RPI	S	Opponent	Score	RPI	S	Opponent	Score	RPI	S	Opponent	Score		
								76	A	Virginia Tech	45	96	178	A	East Carolina	53	63
								91	A	Nebraska	64	87	180	H	High Point	61	87
												212	A	Furman	67	78	
												297	A	Omaha	69	96	
												311	A	Winthrop	76	50	
												314	A	South Carolina St.	66	71	
												323	A	Western Caro.	64	68	
												344	A	N. C. Central	82	63	
LAST 12 Division I GAMES:																	
				178	A	East Carolina	53	63	311	A	Winthrop	76	50				
				323	A	Western Caro.	64	68	180	H	High Point	61	87				
				314	A	South Carolina St.	66	71	297	A	Omaha	69	96				
				344	A	N. C. Central	82	63	76	A	Virginia Tech	45	96				
				212	A	Furman	67	78									
				91	A	Nebraska	64	87									

Non-Div I Games: Brevard 71 53 Converse 69 51 UNKNOWN 101 53

U
T
A
r
l
i
n
g
t
o
n

UT Arlington				Through Games Of Jan. 11, 2019																
Average RPI Win:		220	WON-LOST RECORD		WINNING PCT. RANK		LAST 10 GAMES		STRENGTH OF SCHEDULE		OPP. STRENGTH OF SCHEDULE		TEAM RPI		ADJ. RPI		CONF. RPI		ADJ CONF. RPI	
Average RPI Loss:		103																		
DIV. I ONLY			10- 4		67		8-2		266		134		135		135		15		15	
DIV. I NON-CONF.			8- 3		72		0- 0		272		137		126		126		17		17	

TOTALS		RPI 1-25		RPI 26-50		W-L RECORDS		RPI 51-100		RPI 101-150		RPI 150+								
10- 4		0- 0		0- 0		OVERALL		0- 2		3- 1		7- 1								
4- 2		0- 0		0- 0		HOME		0- 2		2- 0		2- 0								
6- 2		0- 0		0- 0		AWAY		0- 0		1- 1		5- 1								
0- 0		0- 0		0- 0		NEUTRAL		0- 0		0- 0		0- 0								
8- 3		0- 0		0- 0		NON-CONFERENCE		0- 2		2- 1		6- 0								
3- 2		0- 0		0- 0		HOME		0- 2		1- 0		2- 0								
5- 1		0- 0		0- 0		AWAY		0- 0		1- 1		4- 0								
0- 0		0- 0		0- 0		NEUTRAL		0- 0		0- 0		0- 0								
2- 1		0- 0		0- 0		CONFERENCE		0- 0		1- 0		1- 1								
1- 0		0- 0		0- 0		HOME		0- 0		1- 0		0- 0								
1- 1		0- 0		0- 0		AWAY		0- 0		0- 0		1- 1								
0- 0		0- 0		0- 0		NEUTRAL		0- 0		0- 0		0- 0								

RPI 1-25				RPI 26-50				RPI 51-100				RPI 101+				Team's RPI: 135				
RPI	S	Opponent	Score	RPI	S	Opponent	Score	RPI	S	Opponent	Score	RPI	S	Opponent	Score					
								54	H	Arkansas	65 66	109	A	Fresno St.	61 70					
								57	H	Southern Cal i forn i a	61 73	111	A	Houston	65 61					
												129	H	Grambl i ng	78 54					
												139	H	Appal achi an St.	99 94					
												162	A	Oral Roberts	80 62					
												191	A	Georgi a St.	48 50					
												236	A	SMU	66 41					
												240	A	San Franci sco	80 73					
												264	A	Ga. Southern	74 53					
												290	A	Incarnate Word	97 49					
												299	H	UTSA	53 48					
												327	H	Jackson St.	99 63					

LAST 12 Division I GAMES:																				
				57	H	Southern Cal i forn i a	61 73	139	H	Appal achi an St.	99 94									
				299	H	UTSA	53 48	264	A	Ga. Southern	74 53									
				111	A	Houston	65 61	191	A	Georgi a St.	48 50									
				162	A	Oral Roberts	80 62	236	A	SMU	66 41									
				290	A	Incarnate Word	97 49	109	A	Fresno St.	61 70									
				240	A	San Franci sco	80 73	129	H	Grambl i ng	78 54									

U
T
A
r
l
i
n
g
t
o
n

Non-Div I Games:

UT Arlington

UT Martin				Through Games Of Jan. 11, 2019							
Average RPI Win:	208	WON-LOST	WINNING	LAST 10		STRENGTH OF	OPP. STRENGTH	TEAM	ADJ.	CONF.	ADJ CONF.
Average RPI Loss:	108	RECORD	PCT. RANK	GAMES		SCHEDULE	OF SCHEDULE	RPI	RPI	RPI	RPI
DIV. I ONLY		8- 4	86	7-3		269	56	118	118	21	21
DIV. I NON-CONF.		6- 3	91	0- 0		228	40	89	89	20	20

TOTALS	RPI 1-25		RPI 26-50		W-L RECORDS		RPI 51-100		RPI 101-150		RPI 150+
8- 4	0- 1		0- 0		OVERALL		0- 1		3- 1		5- 1
5- 0	0- 0		0- 0		HOME		0- 0		2- 0		3- 0
3- 4	0- 1		0- 0		AWAY		0- 1		1- 1		2- 1
0- 0	0- 0		0- 0		NEUTRAL		0- 0		0- 0		0- 0
6- 3	0- 1		0- 0		NON-CONFERENCE		0- 1		3- 1		3- 0
4- 0	0- 0		0- 0		HOME		0- 0		2- 0		2- 0
2- 3	0- 1		0- 0		AWAY		0- 1		1- 1		1- 0
0- 0	0- 0		0- 0		NEUTRAL		0- 0		0- 0		0- 0
2- 1	0- 0		0- 0		CONFERENCE		0- 0		0- 0		2- 1
1- 0	0- 0		0- 0		HOME		0- 0		0- 0		1- 0
1- 1	0- 0		0- 0		AWAY		0- 0		0- 0		1- 1
0- 0	0- 0		0- 0		NEUTRAL		0- 0		0- 0		0- 0

RPI 1-25				RPI 26-50				RPI 51-100				RPI 101+ Team's RPI: 118			
RPI	S	Opponent	Score	RPI	S	Opponent	Score	RPI	S	Opponent	Score	RPI	S	Opponent	Score
6	A	Louisville	62 102					80	A	Northwestern	64 90	123	A	Chattanooga	81 79
												130	A	IUPUI	72 73
												133	H	Arkansas St.	97 91
												150	H	Southern Ill.	95 94
												199	A	Southeast Mo. St.	80 73
												209	H	Samford	89 68
												216	A	Eastern Ill.	71 77
												254	H	Mississippi Val.	110 51
												267	H	Murray St.	75 67
												325	A	Lipscomb	62 53
LAST 12 Division I GAMES:															
325	A	Lipscomb	62 53	267	H	Murray St.	75 67	199	A	Southeast Mo. St.	80 73	216	A	Eastern Ill.	71 77
6	A	Louisville	62 102												
123	A	Chattanooga	81 79												
80	A	Northwestern	64 90												
133	H	Arkansas St.	97 91												
130	A	IUPUI	72 73												

UTEP				Through Games Of Jan. 11, 2019							
Average RPI Win:		295	WON-LOST RECORD	WINNING PCT. RANK	LAST 10 GAMES	STRENGTH OF SCHEDULE	OPP. STRENGTH OF SCHEDULE	TEAM RPI	ADJ. RPI	CONF. RPI	ADJ CONF. RPI
Average RPI Loss:		156									
DIV. I ONLY		4- 11	277	2-8	190	307	277	277	16	16	
DIV. I NON-CONF.		3- 10	278	0- 0	163	316	298	298	19	19	
<hr/>											
TOTALS		RPI 1-25	RPI 26-50		W-L RECORDS		RPI 51-100	RPI 101-150	RPI 150+		
4- 11		0- 0	0- 1		OVERALL		0- 1	0- 3	4- 6		
2- 5		0- 0	0- 0		HOME		0- 0	0- 2	2- 3		
1- 5		0- 0	0- 1		AWAY		0- 1	0- 1	1- 2		
1- 1		0- 0	0- 0		NEUTRAL		0- 0	0- 0	1- 1		
3- 10		0- 0	0- 1		NON-CONFERENCE		0- 1	0- 3	3- 5		
2- 5		0- 0	0- 0		HOME		0- 0	0- 2	2- 3		
0- 4		0- 0	0- 1		AWAY		0- 1	0- 1	0- 1		
1- 1		0- 0	0- 0		NEUTRAL		0- 0	0- 0	1- 1		
1- 1		0- 0	0- 0		CONFERENCE		0- 0	0- 0	1- 1		
0- 0		0- 0	0- 0		HOME		0- 0	0- 0	0- 0		
1- 1		0- 0	0- 0		AWAY		0- 0	0- 0	1- 1		
0- 0		0- 0	0- 0		NEUTRAL		0- 0	0- 0	0- 0		

RPI 1-25				RPI 26-50				RPI 51-100				RPI 101+ Team's RPI: 277			
RPI	S	Opponent	Score	RPI	S	Opponent	Score	RPI	S	Opponent	Score	RPI	S	Opponent	Score
				47	A	Arizona	40 62	55	A	New Mexico	51 69	127	H	Portland St.	61 89
												133	H	Arkansas St.	66 67
												148	A	Tulsa	45 66
												163	N	Akron	57 64
												167	H	Abilene Christian	69 70
												172	A	North Texas	51 70
												174	H	Nicholls St.	56 58
												189	H	New Mexico St.	65 69
												248	N	Western Ill.	84 72
												283	H	CSU Bakersfield	53 47
												299	A	UTSA	73 60
												338	A	Weber St.	63 68
												351	H	Alcorn	77 51
<hr/>															
LAST 12 Division I GAMES:															
				248	N	Western Ill.	84 72	172	A	North Texas	51 70				
				47	A	Arizona	40 62	299	A	UTSA	73 60				
				127	H	Portland St.	61 89	148	A	Tulsa	45 66				
				55	A	New Mexico	51 69	163	N	Akron	57 64				
				133	H	Arkansas St.	66 67	167	H	Abilene Christian	69 70				
				338	A	Weber St.	63 68	174	H	Nicholls St.	56 58				

Non-Div I Games:

UTEP

Average RPI Win: 270
Average RPI Loss: 176

WON-LOST
RECORD

WINNING
PCT. RANK

LAST 10
GAMES

STRENGTH OF
SCHEDULE

OPP. STRENGTH
OF SCHEDULE

TEAM
RPI

ADJ.
RPI

CONF.
RPI

ADJ CONF.
RPI

DIV. I ONLY	5- 8	228	5-5	285	256	266	266	30	30
DIV. I NON-CONF.	4- 7	228	0- 0	247	223	256	256	30	30

TOTALS	RPI 1-25	RPI 26-50	W-L RECORDS	RPI 51-100	RPI 101-150	RPI 150+			
5- 8	0- 1	0- 2	OVERALL	0- 0	0- 0	5- 5			
3- 3	0- 0	0- 1	HOME	0- 0	0- 0	3- 2			
2- 5	0- 1	0- 1	AWAY	0- 0	0- 0	2- 3			
0- 0	0- 0	0- 0	NEUTRAL	0- 0	0- 0	0- 0			
4- 7	0- 1	0- 2	NON-CONFERENCE	0- 0	0- 0	4- 4			
2- 3	0- 0	0- 1	HOME	0- 0	0- 0	2- 2			
2- 4	0- 1	0- 1	AWAY	0- 0	0- 0	2- 2			
0- 0	0- 0	0- 0	NEUTRAL	0- 0	0- 0	0- 0			
1- 1	0- 0	0- 0	CONFERENCE	0- 0	0- 0	1- 1			
1- 0	0- 0	0- 0	HOME	0- 0	0- 0	1- 0			
0- 1	0- 0	0- 0	AWAY	0- 0	0- 0	0- 1			
0- 0	0- 0	0- 0	NEUTRAL	0- 0	0- 0	0- 0			

RPI 1-25				RPI 26-50				RPI 51-100				RPI 101+ Team's RPI: 266			
RPI	S	Opponent	Score	RPI	S	Opponent	Score	RPI	S	Opponent	Score	RPI	S	Opponent	Score
8	A	Bayl or	37 98	34	H	Texas	66 81					166	H	Prai rie Vi ew	57 50
				44	A	Texas A&M	61 84					187	A	Massachusetts	70 74
												260	H	Texas Southern	55 69
												283	A	CSU Bakersfi el d	63 68
												287	H	Cal i forni a Bapti st	60 56
												289	H	Loui si ana	75 60
												295	A	A&M-Corpus Christi	70 57
												295	H	A&M-Corpus Christi	49 59
												299	A	UTSA	58 61
												315	A	Can i si us	57 53

LAST 12 Di vi si on I GAMES:															
				34	H	Texas	66 81	283	A	CSU Bakersfi el d	63 68				
				260	H	Texas Southern	55 69	287	H	Cal i forni a Bapti st	60 56				
				295	A	A&M-Corpus Christi	70 57	8	A	Bayl or	37 98				
				289	H	Loui si ana	75 60	44	A	Texas A&M	61 84				
				166	H	Prai rie Vi ew	57 50	315	A	Can i si us	57 53				
				187	A	Massachusetts	70 74	299	A	UTSA	58 61				

Non-Di v I Games: Texas Lutheran 82 38 UNKNOWN 74 43

UTRGV

Loss, Non-Conf, S Site, H Home A Away N Neutral

Average RPI Win:	277	WON-LOST	WINNING	LAST 10	STRENGTH OF	OPP. STRENGTH	TEAM	ADJ.	CONF.	ADJ CONF.
Average RPI Loss:	151	RECORD	PCT. RANK	GAMES	SCHEDULE	OF SCHEDULE	RPI	RPI	RPI	RPI
DIV. I ONLY	3- 9	284	3-7	180	284	299	299	16	16	
DIV. I NON-CONF.	3- 7	256	0- 0	181	258	286	286	19	19	

TOTALS	RPI 1-25	RPI 26-50	W-L RECORDS	RPI 51-100	RPI 101-150	RPI 150+				
3- 9	0- 0	0- 1	OVERALL	0- 1	0- 4	3- 3				
3- 4	0- 0	0- 0	HOME	0- 0	0- 2	3- 2				
0- 4	0- 0	0- 1	AWAY	0- 1	0- 2	0- 0				
0- 1	0- 0	0- 0	NEUTRAL	0- 0	0- 0	0- 1				
3- 7	0- 0	0- 1	NON-CONFERENCE	0- 1	0- 3	3- 2				
3- 3	0- 0	0- 0	HOME	0- 0	0- 2	3- 1				
0- 3	0- 0	0- 1	AWAY	0- 1	0- 1	0- 0				
0- 1	0- 0	0- 0	NEUTRAL	0- 0	0- 0	0- 1				
0- 2	0- 0	0- 0	CONFERENCE	0- 0	0- 1	0- 1				
0- 1	0- 0	0- 0	HOME	0- 0	0- 0	0- 1				
0- 1	0- 0	0- 0	AWAY	0- 0	0- 1	0- 0				
0- 0	0- 0	0- 0	NEUTRAL	0- 0	0- 0	0- 0				

RPI	S	Opponent	Score	RPI	S	Opponent	Score	RPI	S	Opponent	Score	RPI	S	Opponent	Score	Team's RPI: 299
34	A	Texas	54 98	97	A	Seton Hall	53 84	120	A	Rice	54 85	122	H	Texas St.	60 68	
								130	H	IUPUI	50 58	135	A	UT Arlington	48 53	
								156	H	Utah St.	56 62	228	H	San Diego	87 77	
								266	H	UTRGV	61 58	277	H	UTEP	60 73	
								284	N	UMBC	58 72	338	H	Weber St.	66 59	

LAST 12 Division I GAMES:																
156	H	Utah St.	56 62	120	A	Rice	54 85	277	H	UTEP	60 73	135	A	UT Arlington	48 53	
34	A	Texas	54 98	228	H	San Diego	87 77	97	A	Seton Hall	53 84	284	N	UMBC	58 72	
338	H	Weber St.	66 59													
130	H	IUPUI	50 58													
122	H	Texas St.	60 68													
266	H	UTRGV	61 58													

Non-Div I Games: Concordia (TX) 78 51 Tex. A&M-Kingsville 86 55

UTSA

Average RPI	Win:	185	WON-LOST	WINNING	LAST 10	STRENGTH OF	OPP. STRENGTH	TEAM	ADJ.	CONF.	ADJ CONF.
Average RPI	Loss:	15	RECORD	PCT. RANK	GAMES	SCHEDULE	OF SCHEDULE	RPI	RPI	RPI	RPI
DIV. I ONLY		14- 1	6	9-1	243	53	53	53	2	2	
DIV. I NON-CONF.		11- 0	1	1- 0	331	112	73	73	2	2	

TOTALS	RPI 1-25		RPI 26-50		W-L RECORDS	RPI 51-100		RPI 101-150		RPI 150+	
14- 1	0- 1		2- 0		OVERALL	1- 0		3- 0		8- 0	
8- 1	0- 1		2- 0		HOME	0- 0		2- 0		4- 0	
4- 0	0- 0		0- 0		AWAY	1- 0		1- 0		2- 0	
2- 0	0- 0		0- 0		NEUTRAL	0- 0		0- 0		2- 0	
11- 0	0- 0		1- 0		NON-CONFERENCE	0- 0		2- 0		8- 0	
7- 0	0- 0		1- 0		HOME	0- 0		2- 0		4- 0	
2- 0	0- 0		0- 0		AWAY	0- 0		0- 0		2- 0	
2- 0	0- 0		0- 0		NEUTRAL	0- 0		0- 0		2- 0	
3- 1	0- 1		1- 0		CONFERENCE	1- 0		1- 0		0- 0	
1- 1	0- 1		1- 0		HOME	0- 0		0- 0		0- 0	
2- 0	0- 0		0- 0		AWAY	1- 0		1- 0		0- 0	
0- 0	0- 0		0- 0		NEUTRAL	0- 0		0- 0		0- 0	

RPI	S	Opponent	Score	RPI	S	Opponent	Score	RPI	S	Opponent	Score	RPI	S	Opponent	Score
15	H	Arizona St.	63 65	32	H	BYU	78 67	99	A	Washington St.	72 68	102	A	Colorado	76 61
				47	H	Arizona	80 64					103	H	Idaho St.	74 60
												117	H	Alabama	72 62
												195	A	Eastern Wash.	95 51
												210	H	Long Beach St.	82 59
												220	N	Florida	74 58
												247	A	Nevada	74 52
												265	H	Utah Valley	85 47
												281	N	Hawaii	73 48
												331	H	Seattle U	89 62
												338	H	Weber St.	77 56

Team's RPI: 53															
LAST 12 Division I GAMES:															
102	A	Colorado	76 61	281	N	Hawaii	73 48								
220	N	Florida	74 58	99	A	Washington St.	72 68								
338	H	Weber St.	77 56	47	H	Arizona	80 64								
32	H	BYU	78 67	15	H	Arizona St.	63 65								
265	H	Utah Valley	85 47	195	A	Eastern Wash.	95 51								
331	H	Seattle U	89 62	103	H	Idaho St.	74 60								

Non-Div I Games:

Utah

Average RPI Win:	213	WON-LOST	WINNING	LAST 10	STRENGTH OF	OPP. STRENGTH	TEAM	ADJ.	CONF.	ADJ CONF.
Average RPI Loss:	96	RECORD	PCT. RANK	GAMES	SCHEDULE	OF SCHEDULE	RPI	RPI	RPI	RPI
DIV. I ONLY	6- 7	189	5-5	131	57	156	156	12	12	
DIV. I NON-CONF.	4- 6	212	0- 0	106	44	157	157	11	11	

TOTALS	RPI 1-25	RPI 26-50	W-L RECORDS	RPI 51-100	RPI 101-150	RPI 150+				
6- 7	0- 1	0- 1	OVERALL	1- 1	0- 2	5- 2				
2- 3	0- 1	0- 1	HOME	0- 0	0- 0	2- 1				
4- 2	0- 0	0- 0	AWAY	1- 0	0- 1	3- 1				
0- 2	0- 0	0- 0	NEUTRAL	0- 1	0- 1	0- 0				
4- 6	0- 1	0- 1	NON-CONFERENCE	1- 1	0- 1	3- 2				
1- 3	0- 1	0- 1	HOME	0- 0	0- 0	1- 1				
3- 1	0- 0	0- 0	AWAY	1- 0	0- 0	2- 1				
0- 2	0- 0	0- 0	NEUTRAL	0- 1	0- 1	0- 0				
2- 1	0- 0	0- 0	CONFERENCE	0- 0	0- 1	2- 0				
1- 0	0- 0	0- 0	HOME	0- 0	0- 0	1- 0				
1- 1	0- 0	0- 0	AWAY	0- 0	0- 1	1- 0				
0- 0	0- 0	0- 0	NEUTRAL	0- 0	0- 0	0- 0				

RPI 1-25				RPI 26-50				RPI 51-100				RPI 101+				Team's RPI: 156
RPI	S	Opponent	Score	RPI	S	Opponent	Score	RPI	S	Opponent	Score	RPI	S	Opponent	Score	
5	H	Oregon	58 88	32	H	BYU	57 62	57	N	Southern Cal i forni a	46 55	102	N	Colorado	68 78	
								99	A	Washington St.	72 61	109	A	Fresno St.	59 70	
												158	A	Portland	54 61	
												172	A	North Texas	57 41	
												196	A	Air Force	48 44	
												210	H	Long Beach St.	48 50	
												247	H	Nevada	79 76	
												265	H	Utah Valley	67 62	
												299	A	UTSA	62 56	
LAST 12 Division I GAMES:																
265	H	Utah Valley	67 62	109	A	Fresno St.	59 70									
172	A	North Texas	57 41	196	A	Air Force	48 44									
299	A	UTSA	62 56	247	H	Nevada	79 76									
158	A	Portland	54 61	210	H	Long Beach St.	48 50									
102	N	Colorado	68 78	32	H	BYU	57 62									
57	N	Southern Cal i forni a	46 55	5	H	Oregon	58 88									

Non-Div I Games: Northern N.M. 106 35

Utah St.

Average RPI Win:	290	WON-LOST	WINNING	LAST 10	STRENGTH OF	OPP. STRENGTH	TEAM	ADJ.	CONF.	ADJ CONF.
Average RPI Loss:	134	RECORD	PCT. RANK	GAMES	SCHEDULE	OF SCHEDULE	RPI	RPI	RPI	RPI
DIV. I ONLY	5- 7	214	4-6	247	286	265	265	30	30	
DIV. I NON-CONF.	3- 7	256	0- 0	206	234	282	282	30	30	

TOTALS	RPI 1-25	RPI 26-50	W-L RECORDS	RPI 51-100	RPI 101-150	RPI 150+				
5- 7	0- 0	0- 1	OVERALL	0- 1	0- 1	5- 4				
5- 2	0- 0	0- 1	HOME	0- 0	0- 0	5- 1				
0- 5	0- 0	0- 0	AWAY	0- 1	0- 1	0- 3				
0- 0	0- 0	0- 0	NEUTRAL	0- 0	0- 0	0- 0				
3- 7	0- 0	0- 1	NON-CONFERENCE	0- 1	0- 1	3- 4				
3- 2	0- 0	0- 1	HOME	0- 0	0- 0	3- 1				
0- 5	0- 0	0- 0	AWAY	0- 1	0- 1	0- 3				
0- 0	0- 0	0- 0	NEUTRAL	0- 0	0- 0	0- 0				
2- 0	0- 0	0- 0	CONFERENCE	0- 0	0- 0	2- 0				
2- 0	0- 0	0- 0	HOME	0- 0	0- 0	2- 0				
0- 0	0- 0	0- 0	AWAY	0- 0	0- 0	0- 0				
0- 0	0- 0	0- 0	NEUTRAL	0- 0	0- 0	0- 0				

RPI 1-25				RPI 26-50				RPI 51-100				RPI 101+				Team's RPI: 265
RPI	S	Opponent	Score	RPI	S	Opponent	Score	RPI	S	Opponent	Score	RPI	S	Opponent	Score	
				32	H	BYU	51 77	53	A	Utah	47 85	103	A	Idaho St.	68 80	
												156	A	Utah St.	62 67	
												158	H	Portland	60 65	
												211	H	UC Riverside	56 53	
												215	A	Cal St. Fullerton	55 56	
												224	A	Southern Utah	59 60	
												283	H	CSU Bakersfield	78 70	
												294	H	UC Santa Barbara	63 54	
												324	H	Grand Canyon	57 46	
												338	H	Weber St.	65 59	
LAST 12 Division I GAMES:																
				338	H	Weber St.	65 59	283	H	CSU Bakersfield	78 70					
				156	A	Utah St.	62 67	324	H	Grand Canyon	57 46					
				103	A	Idaho St.	68 80	215	A	Cal St. Fullerton	55 56					
				224	A	Southern Utah	59 60	211	H	UC Riverside	56 53					
				53	A	Utah	47 85	158	H	Portland	60 65					
				32	H	BYU	51 77	294	H	UC Santa Barbara	63 54					

Non-Div I Games: Ottawa (AZ) 90 61 La Verne 86 79 Arizona Christian 76 68

Utah Valley

Loss, Non-Conf, S Site, H Home A Away N Neutral

Average RPI Win:	235	WON-LOST	WINNING	LAST 10	STRENGTH OF	OPP. STRENGTH	TEAM	ADJ.	CONF.	ADJ CONF.
Average RPI Loss:	106	RECORD	PCT. RANK	GAMES	SCHEDULE	OF SCHEDULE	RPI	RPI	RPI	RPI
DIV. I ONLY	10- 5	86	6-4	297	153	168	168	17	17	
DIV. I NON-CONF.	8- 5	120	0- 0	264	147	163	163	18	18	

TOTALS	RPI 1-25	RPI 26-50	W-L RECORDS	RPI 51-100	RPI 101-150	RPI 150+				
10- 5	0- 0	0- 1	OVERALL	1- 1	2- 2	7- 1				
6- 1	0- 0	0- 0	HOME	0- 0	1- 0	5- 1				
3- 3	0- 0	0- 1	AWAY	1- 1	1- 1	1- 0				
1- 1	0- 0	0- 0	NEUTRAL	0- 0	0- 1	1- 0				
8- 5	0- 0	0- 1	NON-CONFERENCE	1- 1	2- 2	5- 1				
4- 1	0- 0	0- 0	HOME	0- 0	1- 0	3- 1				
3- 3	0- 0	0- 1	AWAY	1- 1	1- 1	1- 0				
1- 1	0- 0	0- 0	NEUTRAL	0- 0	0- 1	1- 0				
2- 0	0- 0	0- 0	CONFERENCE	0- 0	0- 0	2- 0				
2- 0	0- 0	0- 0	HOME	0- 0	0- 0	2- 0				
0- 0	0- 0	0- 0	AWAY	0- 0	0- 0	0- 0				
0- 0	0- 0	0- 0	NEUTRAL	0- 0	0- 0	0- 0				

RPI 1-25				RPI 26-50				RPI 51-100				RPI 101+				Team's RPI: 168	
RPI	S	Opponent	Score	RPI	S	Opponent	Score	RPI	S	Opponent	Score	RPI	S	Opponent	Score		
				49	A	North Carolina	47 59										
								63	A	Old Dominion	57 60	106	H	Wake Forest	53 40		
								95	A	Georgetown	47 45	128	A	William & Mary	72 55		
												130	N	IUPUI	61 63		
												134	A	Cincinnati	54 66		
												152	H	Radford	49 54		
												169	H	UNCW	58 47		
												257	H	La Salle	68 38		
												282	A	N. C. A&T	54 48		
												286	H	Saint Joseph's	59 40		
												338	N	Weber St.	64 36		
												345	H	Longwood	84 55		
												347	H	Delaware St.	97 55		
LAST 12 Division I GAMES:																	
				152	H	Radford	49 54	257	H	La Salle	68 38						
				63	A	Old Dominion	57 60	286	H	Saint Joseph's	59 40						
				134	A	Cincinnati	54 66	347	H	Delaware St.	97 55						
				95	A	Georgetown	47 45	282	A	N. C. A&T	54 48						
				169	H	UNCW	58 47	338	N	Weber St.	64 36						
				130	N	IUPUI	61 63	106	H	Wake Forest	53 40						

Non-Div I Games:

VCU

Average RPI Win:	293
Average RPI Loss:	187

DIV. I ONLY	4- 10	266	4-6	295	325	309	309	13	13
DIV. I NON-CONF.	4- 8	241	0- 0	307	329	315	315	13	13
TOTALS	RPI 1-25	RPI 26-50	W-L RECORDS	RPI 51-100	RPI 101-150	RPI 150+			
4- 10	0- 0	0- 0	OVERALL	0- 2	0- 2	4- 6			
1- 5	0- 0	0- 0	HOME	0- 1	0- 1	1- 3			
2- 5	0- 0	0- 0	AWAY	0- 1	0- 1	2- 3			
1- 0	0- 0	0- 0	NEUTRAL	0- 0	0- 0	1- 0			
4- 8	0- 0	0- 0	NON-CONFERENCE	0- 1	0- 2	4- 5			
1- 5	0- 0	0- 0	HOME	0- 1	0- 1	1- 3			
2- 3	0- 0	0- 0	AWAY	0- 0	0- 1	2- 2			
1- 0	0- 0	0- 0	NEUTRAL	0- 0	0- 0	1- 0			
0- 2	0- 0	0- 0	CONFERENCE	0- 1	0- 0	0- 1			
0- 0	0- 0	0- 0	HOME	0- 0	0- 0	0- 0			
0- 2	0- 0	0- 0	AWAY	0- 1	0- 0	0- 1			
0- 0	0- 0	0- 0	NEUTRAL	0- 0	0- 0	0- 0			

RPI 1-25				RPI 26-50				RPI 51-100				RPI 101+				Team's RPI: 309	
RPI	S	Opponent	Score	RPI	S	Opponent	Score	RPI	S	Opponent	Score	RPI	S	Opponent	Score		
								72	A	UNI	52	71	114	H	Miami (OH)	47	68
								89	H	Toledo	59	65	143	A	Illinois	54	73
													171	H	North Dakota	56	62
													190	A	Morehead St.	62	68
													208	H	Bowling Green	72	79
													216	H	Eastern Ill.	62	60
													233	A	Loyola Chicago	54	80
													273	N	St. Francis Brooklyn	78	76
													321	H	North Dakota St.	48	51
													328	A	UIC	65	75
													339	A	Chicago St.	76	70
													342	A	Purdue Fort Wayne	68	64
LAST 12 Division I GAMES:																	
				321	H	North Dakota St.	48	51	72	A	UNI	52	71				
				114	H	Miami (OH)	47	68	233	A	Loyola Chicago	54	80				
				216	H	Eastern Ill.	62	60	208	H	Bowling Green	72	79				
				339	A	Chicago St.	76	70	342	A	Purdue Fort Wayne	68	64				
				89	H	Toledo	59	65	190	A	Morehead St.	62	68				
				273	N	St. Francis Brooklyn	78	76	143	A	Illinois	54	73				

Val parai so

Average RPI	Win: 272	WON-LOST	WINNING	LAST 10	STRENGTH OF	OPP. STRENGTH	TEAM	ADJ.	CONF.	ADJ CONF.
Average RPI	Loss: 57	RECORD	PCT. RANK	GAMES	SCHEDULE	OF SCHEDULE	RPI	RPI	RPI	RPI
DIV. I ONLY	5- 11	253	3-7	29	117	177	177	6	6	
DIV. I NON-CONF.	5- 8	224	0- 0	65	128	181	181	6	6	

TOTALS	RPI 1-25	RPI 26-50	W-L RECORDS	RPI 51-100	RPI 101-150	RPI 150+				
5- 11	0- 4	0- 2	OVERALL	0- 3	0- 1	5- 1				
4- 4	0- 1	0- 1	HOME	0- 0	0- 1	4- 1				
1- 4	0- 2	0- 0	AWAY	0- 2	0- 0	1- 0				
0- 3	0- 1	0- 1	NEUTRAL	0- 1	0- 0	0- 0				
5- 8	0- 3	0- 1	NON-CONFERENCE	0- 3	0- 0	5- 1				
4- 2	0- 1	0- 0	HOME	0- 0	0- 0	4- 1				
1- 3	0- 1	0- 0	AWAY	0- 2	0- 0	1- 0				
0- 3	0- 1	0- 1	NEUTRAL	0- 1	0- 0	0- 0				
0- 3	0- 1	0- 1	CONFERENCE	0- 0	0- 1	0- 0				
0- 2	0- 0	0- 1	HOME	0- 0	0- 1	0- 0				
0- 1	0- 1	0- 0	AWAY	0- 0	0- 0	0- 0				
0- 0	0- 0	0- 0	NEUTRAL	0- 0	0- 0	0- 0				

RPI 1-25				RPI 26-50				RPI 51-100				RPI 101+ Team's RPI: 177			
RPI	S	Opponent	Score	RPI	S	Opponent	Score	RPI	S	Opponent	Score	RPI	S	Opponent	Score
7	N	UConn	42 80	36	N	Miami (FL)	65 90	52	A	Kansas St.	61 72	108	H	Georgia	64 71
9	A	NC State	54 74	44	H	Texas A&M	43 50	77	A	Middle Tenn.	58 65	165	H	North Ala.	71 74
20	A	Kentucky	55 77					84	N	Creighton	55 75	194	A	Ball St.	60 43
21	H	Central Mich.	57 66									209	H	Samford	77 52
												306	H	Tennessee St.	89 63
												317	H	Presbyterian	78 43
												336	H	Austin Peay	99 70
LAST 12 Division I GAMES:															
84	N	Creighton	55 75	44	H	Texas A&M	43 50	108	H	Georgia	64 71	20	A	Kentucky	55 77
36	N	Miami (FL)	65 90	21	H	Central Mich.	57 66	209	H	Samford	77 52	306	H	Tennessee St.	89 63
21	H	Central Mich.	57 66	194	A	Ball St.	60 43	7	N	UConn	42 80				
52	A	Kansas St.	61 72	52	A	Kansas St.	61 72								
317	H	Presbyterian	78 43												

Non-Div I Games:

Vanderbilt

Average RPI Win:	294	WON-LOST	WINNING	LAST 10	STRENGTH OF	OPP. STRENGTH	TEAM	ADJ.	CONF.	ADJ CONF.
Average RPI Loss:	181	RECORD	PCT. RANK	GAMES	SCHEDULE	OF SCHEDULE	RPI	RPI	RPI	RPI
DIV. I ONLY	4- 10	266	2-8	246	315	308	308	23	23	
DIV. I NON-CONF.	3- 8	267	0- 1	210	323	295	295	23	23	

TOTALS	RPI 1-25	RPI 26-50	W-L RECORDS	RPI 51-100	RPI 101-150	RPI 150+				
4- 10	0- 0	0- 0	OVERALL	0- 2	0- 2	4- 6				
3- 6	0- 0	0- 0	HOME	0- 1	0- 1	3- 4				
1- 4	0- 0	0- 0	AWAY	0- 1	0- 1	1- 2				
0- 0	0- 0	0- 0	NEUTRAL	0- 0	0- 0	0- 0				
3- 8	0- 0	0- 0	NON-CONFERENCE	0- 1	0- 2	3- 5				
2- 5	0- 0	0- 0	HOME	0- 0	0- 1	2- 4				
1- 3	0- 0	0- 0	AWAY	0- 1	0- 1	1- 1				
0- 0	0- 0	0- 0	NEUTRAL	0- 0	0- 0	0- 0				
1- 2	0- 0	0- 0	CONFERENCE	0- 1	0- 0	1- 1				
1- 1	0- 0	0- 0	HOME	0- 1	0- 0	1- 0				
0- 1	0- 0	0- 0	AWAY	0- 0	0- 0	0- 1				
0- 0	0- 0	0- 0	NEUTRAL	0- 0	0- 0	0- 0				

RPI 1-25				RPI 26-50				RPI 51-100				RPI 101+				Team's RPI: 308		
RPI	S	Opponent	Score	RPI	S	Opponent	Score	RPI	S	Opponent	Score	RPI	S	Opponent	Score			
								61	A	Kansas	36	77		109	H	Yale	55	58
								82	H	Maine	51	63		146	A	South Fla.	55	102
													164	H	Drexel	44	60	
													181	H	Rhode Island	58	61	
													221	H	Dartmouth	42	66	
													231	H	Holy Cross	40	65	
													237	H	Rider	54	49	
													296	A	UMass Lowell	51	54	
													300	H	Albany (NY)	52	39	
													315	A	Canisius	46	67	
													318	H	Wagner	56	54	
													320	A	NJIT	71	63	
LAST 12 Division I GAMES:																		
				61	A	Kansas	36	77		164	H	Drexel	44	60				
				315	A	Canisius	46	67		82	H	Maine	51	63				
				146	A	South Fla.	55	102		300	H	Albany (NY)	52	39				
				109	H	Yale	55	58		296	A	UMass Lowell	51	54				
				320	A	NJIT	71	63		318	H	Wagner	56	54				
				231	H	Holy Cross	40	65		181	H	Rhode Island	58	61				

Non-Div I Games: Norwich 78 28

Vermont

Average RPI Win:	165	WON-LOST	WINNING	LAST 10	STRENGTH OF	OPP. STRENGTH	TEAM	ADJ.	CONF.	ADJ CONF.
Average RPI Loss:	47	RECORD	PCT. RANK	GAMES	SCHEDULE	OF SCHEDULE	RPI	RPI	RPI	RPI
DIV. I ONLY	10- 5	86	7-3	40	69	43	43	5	5	
DIV. I NON-CONF.	8- 2	51	0- 0	108	114	32	32	5	5	

TOTALS	RPI 1-25	RPI 26-50	W-L RECORDS	RPI 51-100	RPI 101-150	RPI 150+				
10- 5	0- 3	0- 0	OVERALL	3- 1	2- 1	5- 0				
6- 2	0- 2	0- 0	HOME	2- 0	1- 0	3- 0				
4- 2	0- 1	0- 0	AWAY	1- 0	1- 1	2- 0				
0- 1	0- 0	0- 0	NEUTRAL	0- 1	0- 0	0- 0				
8- 2	0- 1	0- 0	NON-CONFERENCE	2- 1	2- 0	4- 0				
5- 0	0- 0	0- 0	HOME	2- 0	1- 0	2- 0				
3- 1	0- 1	0- 0	AWAY	0- 0	1- 0	2- 0				
0- 1	0- 0	0- 0	NEUTRAL	0- 1	0- 0	0- 0				
2- 3	0- 2	0- 0	CONFERENCE	1- 0	0- 1	1- 0				
1- 2	0- 2	0- 0	HOME	0- 0	0- 0	1- 0				
1- 1	0- 0	0- 0	AWAY	1- 0	0- 1	0- 0				
0- 0	0- 0	0- 0	NEUTRAL	0- 0	0- 0	0- 0				

RPI 1-25				RPI 26-50				RPI 51-100				RPI 101+			
RPI	S	Opponent	Score	RPI	S	Opponent	Score	RPI	S	Opponent	Score	RPI	S	Opponent	Score
13	H	Marquette	55 91					76	N	Virginia Tech	59 61	107	A	Providence	61 67
18	H	Butler	55 63					84	A	Creighton	54 52	108	H	Georgia	62 56
22	A	UCF	56 71					93	H	Hartford	59 41	113	A	Lehigh	70 48
								94	H	Princeton	67 46	160	H	Xavier	75 71
												198	A	George Washington	60 45
												255	H	Temple	76 68
												257	H	La Salle	81 68
												286	A	Saint Joseph's	47 35

LAST 12 Division I GAMES:															
18	H	Butler	55 63	13	H	Marquette	55 91	107	A	Providence	61 67				
108	H	Georgia	62 56	84	A	Creighton	54 52								
255	H	Temple	76 68	160	H	Xavier	75 71								
198	A	George Washington	60 45	22	A	UCF	56 71								
286	A	Saint Joseph's	47 35	76	N	Virginia Tech	59 61								
94	H	Princeton	67 46												

Non-Div I Games:

Villanova

Average RPI Loss: 70

DIV. I ONLY	7- 9	205	5-5	22	62	123	123	1	1
DIV. I NON-CONF.	6- 7	172	0- 0	57	61	131	131	1	1
TOTALS	RPI 1-25	RPI 26-50	W-L RECORDS	RPI 51-100	RPI 101-150	RPI 150+			
7- 9	0- 5	0- 0	OVERALL	2- 1	3- 1	2- 2			
5- 5	0- 3	0- 0	HOME	1- 0	2- 0	2- 2			
1- 3	0- 2	0- 0	AWAY	1- 1	0- 0	0- 0			
1- 1	0- 0	0- 0	NEUTRAL	0- 0	1- 1	0- 0			
6- 7	0- 4	0- 0	NON-CONFERENCE	1- 0	3- 1	2- 2			
4- 4	0- 2	0- 0	HOME	0- 0	2- 0	2- 2			
1- 2	0- 2	0- 0	AWAY	1- 0	0- 0	0- 0			
1- 1	0- 0	0- 0	NEUTRAL	0- 0	1- 1	0- 0			
1- 2	0- 1	0- 0	CONFERENCE	1- 1	0- 0	0- 0			
1- 1	0- 1	0- 0	HOME	1- 0	0- 0	0- 0			
0- 1	0- 0	0- 0	AWAY	0- 1	0- 0	0- 0			
0- 0	0- 0	0- 0	NEUTRAL	0- 0	0- 0	0- 0			

RPI 1-25				RPI 26-50				RPI 51-100				RPI 101+ Team's RPI: 123			
RPI	S	Opponent	Score	RPI	S	Opponent	Score	RPI	S	Opponent	Score	RPI	S	Opponent	Score
11	H	Mississippi St.	44 72					63	A	Old Dominion	73 67	117	N	Alabama	52 64
20	A	Kentucky	51 63					67	A	Clemson	65 71	131	H	Charlotte	65 61
21	H	Central Mich.	61 74					76	H	Virginia Tech	62 58	146	N	South Fla.	74 67
23	H	Florida St.	61 63									149	H	American	57 54
25	A	Michigan St.	66 91									152	H	Radford	44 57
LAST 12 Division I GAMES:															
146	N	South Fla.	74 67	76	H	Virginia Tech	62 58								
117	N	Alabama	52 64	67	A	Clemson	65 71								
152	H	Radford	44 57	23	H	Florida St.	61 63								
149	H	American	57 54	131	H	Charlotte	65 61								
262	H	Coppin St.	55 41	193	H	Saint Louis	65 67								
25	A	Michigan St.	66 91	21	H	Central Mich.	61 74								

Vi rgi ni a

Average RPI Win: 188		WON-LOST	WINNING	LAST 10	STRENGTH OF		OPP. STRENGTH	TEAM	ADJ.	CONF.	ADJ CONF.
Loss: 54		RECORD	PCT. RANK	GAMES	SCHEDULE		OF SCHEDULE	RPI	RPI	RPI	RPI
DIV. I ONLY		13- 3	34	7-3	232		38	76	76	1	1
DIV. I NON-CONF.		13- 0	1	0- 0	287		73	47	47	1	1
TOTALS		RPI 1-25	RPI 26-50		W-L RECORDS		RPI 51-100	RPI 101-150		RPI 150+	
13- 3	1- 1	1- 1		OVERALL		1- 0	2- 1		8- 0		
8- 1	1- 1	0- 0		HOME		0- 0	1- 0		6- 0		
1- 2	0- 0	0- 1		AWAY		0- 0	0- 1		1- 0		
4- 0	0- 0	1- 0		NEUTRAL		1- 0	1- 0		1- 0		
13- 0	1- 0	1- 0		NON-CONFERENCE		1- 0	2- 0		8- 0		
8- 0	1- 0	0- 0		HOME		0- 0	1- 0		6- 0		
1- 0	0- 0	0- 0		AWAY		0- 0	0- 0		1- 0		
4- 0	0- 0	1- 0		NEUTRAL		1- 0	1- 0		1- 0		
0- 3	0- 1	0- 1		CONFERENCE		0- 0	0- 1		0- 0		
0- 1	0- 1	0- 0		HOME		0- 0	0- 0		0- 0		
0- 2	0- 0	0- 1		AWAY		0- 0	0- 1		0- 0		
0- 0	0- 0	0- 0		NEUTRAL		0- 0	0- 0		0- 0		

RPI 1-25				RPI 26-50				RPI 51-100				Team's RPI : 76				RPI 101+			
RPI	S	Opponent	Score	RPI	S	Opponent	Score	RPI	S	Opponent	Score	RPI	S	Opponent	Score	RPI	S	Opponent	Score
4	H	Syracuse	73 75	36	A	Mi ami (FL)	61 68	78	N	Dayton	69 57	123	A	Vi rgi ni a	58 62				
19	H	Rutgers	67 51	43	N	Vi l l anova	61 59					123	H	Chattanooga	74 59				
												132	N	Oh io St.	81 73				
												152	H	Radford	55 44				
												202	H	Mt. St. Mary' s	83 51				
												250	H	Monmouth	82 49				
												264	H	Ga. Southern	78 49				
												271	A	Li berty	72 61				
												276	N	Richmond	85 57				
												291	H	USC Upstate	96 45				
												345	H	Longwood	93 39				
LAST 12 Di vi si on I GAMES:																			
132	N	Oh io St.	81 73	123	A	Vi rgi ni a	58 62												
78	N	Dayton	69 57	4	H	Syracuse	73 75												
202	H	Mt. St. Mary' s	83 51	36	A	Mi ami (FL)	61 68												
152	H	Radford	55 44	345	H	Longwood	93 39												
19	H	Rutgers	67 51	43	N	Vi l l anova	61 59												
276	N	Ri chmond	85 57	123	H	Chattanooga	74 59												

Non-Div I Games:

Virginia Tech

Average RPI Win: 310

Average RPI Loss: 225

WON-LOST
RECORDWINNING
PCT. RANKLAST 10
GAMESSTRENGTH OF
SCHEDULEOPP. STRENGTH
OF SCHEDULETEAM
RPIADJ.
RPICONF.
RPIADJ CONF.
RPIDIV. I ONLY
DIV. I NON-CONF.

2- 10

313

2-8

255

351

318

318

31

31

1- 9

326

0- 1

240

344

334

334

31

31

TOTALS

RPI 1-25

RPI 26-50

W-L RECORDS

RPI 51-100

RPI 101-150

RPI 150+

2- 10

0- 0

0- 0

OVERALL

0- 1

0- 3

2- 6

0- 3

0- 0

0- 0

HOME

0- 0

0- 1

0- 2

2- 6

0- 0

0- 0

AWAY

0- 1

0- 2

2- 3

0- 1

0- 0

0- 0

NEUTRAL

0- 0

0- 0

0- 1

1- 9

0- 0

0- 0

NON-CONFERENCE

0- 1

0- 3

1- 5

0- 3

0- 0

0- 0

HOME

0- 0

0- 1

0- 2

1- 5

0- 0

0- 0

AWAY

0- 1

0- 2

1- 2

0- 1

0- 0

0- 0

NEUTRAL

0- 0

0- 0

0- 1

1- 1

0- 0

0- 0

CONFERENCE

0- 0

0- 0

1- 1

0- 0

0- 0

0- 0

HOME

0- 0

0- 0

0- 0

1- 1

0- 0

0- 0

AWAY

0- 0

0- 0

1- 1

0- 0

0- 0

0- 0

NEUTRAL

0- 0

0- 0

0- 0

RPI 1-25

RPI 26-50

RPI 51-100

RPI 101+

Team's RPI: 318

RPI S Opponent Score

RPI S Opponent Score

RPI S Opponent Score

RPI S Opponent Score

97 A Seton Hall I 40 95

109 H Yale 41 74

115 A Fordham 59 80

138 A Stony Brook 45 70

269 N Siena 71 74

273 A St. Francis Brooklyn 61 76

274 A Central Conn. St. 75 63

305 A Saint Peter's 57 69

308 A Vermont 54 56

310 H Army West Point 46 61

329 H Lafayette 43 66

345 A Longwood 86 60

LAST 12 Division I GAMES:

310	H	Army West Point	46	61	269	N	Siena	71	74
305	A	Saint Peter's	57	69	274	A	Central Conn. St.	75	63
109	H	Yale	41	74	273	A	St. Francis Brooklyn	61	76
308	A	Vermont	54	56	138	A	Stony Brook	45	70
329	H	Lafayette	43	66	115	A	Fordham	59	80
345	A	Longwood	86	60	97	A	Seton Hall I	40	95

Non-Div I Games: Staten Island 86 59

Wagner

Loss,
 Non-Conf,
 Site,
 Home
Away
 N Neutral

Average RPI Win:	183	WON-LOST	WINNING	LAST 10	STRENGTH OF	OPP. STRENGTH	TEAM	ADJ.	CONF.	ADJ CONF.
Average RPI Loss:	108	RECORD	PCT. RANK	GAMES	SCHEDULE	OF SCHEDULE	RPI	RPI	RPI	RPI
DIV. I ONLY	9- 6	115	6-4	38	226	106	106	1	1	
DIV. I NON-CONF.	9- 4	85	0- 0	63	262	77	77	1	1	

TOTALS	RPI 1-25	RPI 26-50	W-L RECORDS	RPI 51-100	RPI 101-150	RPI 150+				
9- 6	0- 1	0- 1	OVERALL	3- 1	1- 0	5- 3				
7- 4	0- 1	0- 1	HOME	3- 1	0- 0	4- 1				
1- 2	0- 0	0- 0	AWAY	0- 0	1- 0	0- 2				
1- 0	0- 0	0- 0	NEUTRAL	0- 0	0- 0	1- 0				
9- 4	0- 1	0- 0	NON-CONFERENCE	3- 0	1- 0	5- 3				
7- 2	0- 1	0- 0	HOME	3- 0	0- 0	4- 1				
1- 2	0- 0	0- 0	AWAY	0- 0	1- 0	0- 2				
1- 0	0- 0	0- 0	NEUTRAL	0- 0	0- 0	1- 0				
0- 2	0- 0	0- 1	CONFERENCE	0- 1	0- 0	0- 0				
0- 2	0- 0	0- 1	HOME	0- 1	0- 0	0- 0				
0- 0	0- 0	0- 0	AWAY	0- 0	0- 0	0- 0				
0- 0	0- 0	0- 0	NEUTRAL	0- 0	0- 0	0- 0				

RPI 1-25				RPI 26-50				RPI 51-100				RPI 101+				Team's RPI: 106
RPI	S	Opponent	Score	RPI	S	Opponent	Score	RPI	S	Opponent	Score	RPI	S	Opponent	Score	
16	H	Indiana	73 87	36	H	Miami (FL)	57 72	71	H	James Madison	50 49	131	A	Charlotte	69 43	
								85	H	St. John's (NY)	64 59	160	H	Xavier	50 62	
								87	H	Towson	60 53	168	A	VCU	40 53	
								88	H	Boston College	64 65	178	A	East Carolina	61 70	
												183	H	Mercer	69 54	
												203	H	UMES	78 67	
												276	H	Richmond	62 48	
												301	H	Norfolk St.	63 61	
												314	N	South Carolina St.	58 44	

LAST 12 Division I GAMES:																
71	H	James Madison	50 49	88	H	Boston College	64 65									
203	H	UMES	78 67	36	H	Miami (FL)	57 72									
131	A	Charlotte	69 43	301	H	Norfolk St.	63 61									
85	H	St. John's (NY)	64 59	314	N	South Carolina St.	58 44									
16	H	Indiana	73 87	160	H	Xavier	50 62									
178	A	East Carolina	61 70	168	A	VCU	40 53									

Non-Div I Games:

Wake Forest

Average RPI Win:	171	WON-LOST	WINNING	LAST 10	STRENGTH OF	OPP. STRENGTH	TEAM	ADJ.	CONF.	ADJ CONF.
Average RPI Loss:	57	RECORD	PCT. RANK	GAMES	SCHEDULE	OF SCHEDULE	RPI	RPI	RPI	RPI
DIV. I ONLY	8- 8	167	5-5	24	71	98	98	2	2	
DIV. I NON-CONF.	7- 5	132	0- 1	51	127	96	96	2	2	
<hr/>										
TOTALS	RPI 1-25	RPI 26-50	W-L RECORDS	RPI 51-100	RPI 101-150	RPI 150+				
8- 8	0- 2	1- 2	OVERALL	0- 3	3- 1	4- 0				
6- 3	0- 1	0- 1	HOME	0- 1	3- 0	3- 0				
1- 3	0- 1	0- 1	AWAY	0- 1	0- 0	1- 0				
1- 2	0- 0	1- 0	NEUTRAL	0- 1	0- 1	0- 0				
7- 5	0- 1	1- 1	NON-CONFERENCE	0- 2	2- 1	4- 0				
5- 2	0- 1	0- 1	HOME	0- 0	2- 0	3- 0				
1- 1	0- 0	0- 0	AWAY	0- 1	0- 0	1- 0				
1- 2	0- 0	1- 0	NEUTRAL	0- 1	0- 1	0- 0				
1- 3	0- 1	0- 1	CONFERENCE	0- 1	1- 0	0- 0				
1- 1	0- 0	0- 0	HOME	0- 1	1- 0	0- 0				
0- 2	0- 1	0- 1	AWAY	0- 0	0- 0	0- 0				
0- 0	0- 0	0- 0	NEUTRAL	0- 0	0- 0	0- 0				

RPI 1-25				RPI 26-50				RPI 51-100 Team's RPI: 98				RPI 101+			
RPI	S	Opponent	Score	RPI	S	Opponent	Score	RPI	S	Opponent	Score	RPI	S	Opponent	Score
5	A	Oregon	71 84	33	N	Duke	71 64	69	N	Michigan	73 80	102	H	Colorado	68 58
11	H	Mississippi St.	56 103	40	H	Boise St.	69 73	74	A	Tulane	51 63	115	N	Fordham	57 65
				46	A	Oregon St.	67 78	99	H	Washington St.	76 79	121	H	Montana	69 54
<hr/>															
LAST 12 Division I GAMES:															
46	A	Oregon St.	67 78	40	H	Boise St.	69 73	69	N	Michigan	73 80	102	H	Colorado	68 58
5	A	Oregon	71 84	69	N	Michigan	73 80	115	N	Fordham	57 65	132	H	Ohio St.	69 59
99	H	Washington St.	76 79	115	N	Fordham	57 65	102	H	Colorado	68 58	207	H	Northern Ariz.	81 59
11	H	Mississippi St.	56 103	102	H	Colorado	68 58	229	H	George Mason	81 52	215	H	Cal St. Fullerton	83 74
121	H	Montana	69 54	229	H	George Mason	81 52	331	A	Seattle U	69 58	229	H	George Mason	81 52
132	H	Ohio St.	69 59	331	A	Seattle U	69 58								

Non-Div I Games:

Washington

Average RPI Win:	149	WON-LOST	WINNING	LAST 10	STRENGTH OF	OPP. STRENGTH	TEAM	ADJ.	CONF.	ADJ CONF.
Average RPI Loss:	71	RECORD	PCT. RANK	GAMES	SCHEDULE	OF SCHEDULE	RPI	RPI	RPI	RPI
DIV. I ONLY	6- 9	222	5-5	12	76	99	99	2	2	
DIV. I NON-CONF.	5- 6	177	1- 0	46	97	137	137	2	2	

TOTALS	RPI 1-25	RPI 26-50	W-L RECORDS	RPI 51-100	RPI 101-150	RPI 150+				
6- 9	0- 2	1- 2	OVERALL	2- 2	0- 1	3- 2				
3- 4	0- 0	1- 1	HOME	1- 1	0- 1	1- 1				
1- 4	0- 2	0- 1	AWAY	1- 0	0- 0	0- 1				
2- 1	0- 0	0- 0	NEUTRAL	0- 1	0- 0	2- 0				
5- 6	0- 1	1- 1	NON-CONFERENCE	1- 1	0- 1	3- 2				
3- 3	0- 0	1- 1	HOME	1- 0	0- 1	1- 1				
0- 2	0- 1	0- 0	AWAY	0- 0	0- 0	0- 1				
2- 1	0- 0	0- 0	NEUTRAL	0- 1	0- 0	2- 0				
1- 3	0- 1	0- 1	CONFERENCE	1- 1	0- 0	0- 0				
0- 1	0- 0	0- 0	HOME	0- 1	0- 0	0- 0				
1- 2	0- 1	0- 1	AWAY	1- 0	0- 0	0- 0				
0- 0	0- 0	0- 0	NEUTRAL	0- 0	0- 0	0- 0				

RPI 1-25				RPI 26-50				RPI 51-100 Team's RPI: 99				RPI 101+			
RPI	S	Opponent	Score	RPI	S	Opponent	Score	RPI	S	Opponent	Score	RPI	S	Opponent	Score
5	A	Oregon	58 98	40	H	Boise St.	95 71	53	H	Utah	68 72	104	H	UC Davis	62 75
10	A	Gonzaga	53 76	41	H	Saint Mary's (CA)	64 70	61	N	Kansas	63 71	156	H	Utah St.	61 72
				46	A	Oregon St.	69 76	91	H	Nebraska	87 84	159	A	CSUN	52 65
								98	A	Washington	79 76	179	N	Jacksonville St.	64 51
												240	H	San Francisco	91 61
												246	N	Wichita St.	85 59

LAST 12 Division I GAMES:															
46	A	Oregon St.	69 76	246	N	Wichita St.	85 59	179	N	Jacksonville St.	64 51	53	H	Utah	68 72
98	A	Washington	79 76	159	A	CSUN	52 65	104	H	UC Davis	62 75	5	A	Oregon	58 98
61	N	Kansas	63 71	40	H	Boise St.	95 71								
10	A	Gonzaga	53 76	240	H	San Francisco	91 61								

Non-Div I Games:

Washington St.

Average RPI Win:	284	WON-LOST	WINNING	LAST 10	STRENGTH OF	OPP. STRENGTH	TEAM	ADJ.	CONF.	ADJ CONF.
Average RPI Loss:	180	RECORD	PCT. RANK	GAMES	SCHEDULE	OF SCHEDULE	RPI	RPI	RPI	RPI
DIV. I ONLY	2- 12	320	1-9	319	186	338	338	14	14	
DIV. I NON-CONF.	2- 7	288	0- 0	282	263	317	317	10	10	

TOTALS	RPI 1-25	RPI 26-50	W-L RECORDS	RPI 51-100	RPI 101-150	RPI 150+				
2- 12	0- 0	0- 0	OVERALL	0- 1	0- 2	2- 9				
1- 5	0- 0	0- 0	HOME	0- 0	0- 2	1- 3				
1- 6	0- 0	0- 0	AWAY	0- 1	0- 0	1- 5				
0- 1	0- 0	0- 0	NEUTRAL	0- 0	0- 0	0- 1				
2- 7	0- 0	0- 0	NON-CONFERENCE	0- 1	0- 0	2- 6				
1- 2	0- 0	0- 0	HOME	0- 0	0- 0	1- 2				
1- 4	0- 0	0- 0	AWAY	0- 1	0- 0	1- 3				
0- 1	0- 0	0- 0	NEUTRAL	0- 0	0- 0	0- 1				
0- 5	0- 0	0- 0	CONFERENCE	0- 0	0- 2	0- 3				
0- 3	0- 0	0- 0	HOME	0- 0	0- 2	0- 1				
0- 2	0- 0	0- 0	AWAY	0- 0	0- 0	0- 2				
0- 0	0- 0	0- 0	NEUTRAL	0- 0	0- 0	0- 0				

RPI 1-25				RPI 26-50				RPI 51-100				RPI 101+				Team's RPI: 338
RPI	S	Opponent	Score	RPI	S	Opponent	Score	RPI	S	Opponent	Score	RPI	S	Opponent	Score	
								53	A	Utah	56	77				
												103	H	Idaho St.	57	70
												105	H	Idaho	74	79
												158	H	Portland	73	89
												168	N	VCU	36	64
												170	A	Pepperdine	47	68
												195	H	Eastern Wash.	58	64
												207	A	Northern Ariz.	64	74
												211	H	UC Riverside	39	71
												224	A	Southern Utah	79	84
												265	A	Utah Valley	59	65
												277	H	UTEP	68	63
												290	A	Incarinate Word	72	64
												299	A	UTSA	59	66

LAST 12 Division I GAMES:																
				195	H	Eastern Wash.	58	64	103	H	Idaho St.	57	70			
				211	H	UC Riverside	39	71	224	A	Southern Utah	79	84			
				265	A	Utah Valley	59	65	207	A	Northern Ariz.	64	74			
				53	A	Utah	56	77	105	H	Idaho	74	79			
				170	A	Pepperdine	47	68	299	A	UTSA	59	66			
				277	H	UTEP	68	63	168	N	VCU	36	64			

Non-Div I Games: La Verne 105 43

Weber St.

Average RPI Win:	235	WON-LOST	WINNING	LAST 10	STRENGTH OF	OPP. STRENGTH	TEAM	ADJ.	CONF.	ADJ CONF.
Average RPI Loss:	39	RECORD	PCT. RANK	GAMES	SCHEDULE	OF SCHEDULE	RPI	RPI	RPI	RPI
DIV. I ONLY	10- 4	67	7-3	235	104	151	151	3	3	
DIV. I NON-CONF.	9- 2	43	1- 0	335	98	182	182	3	3	

TOTALS	RPI 1-25	RPI 26-50	W-L RECORDS	RPI 51-100	RPI 101-150	RPI 150+				
10- 4	0- 1	0- 2	OVERALL	3- 1	0- 0	7- 0				
8- 2	0- 0	0- 2	HOME	2- 0	0- 0	6- 0				
1- 1	0- 0	0- 0	AWAY	1- 1	0- 0	0- 0				
1- 1	0- 1	0- 0	NEUTRAL	0- 0	0- 0	1- 0				
9- 2	0- 1	0- 1	NON-CONFERENCE	2- 0	0- 0	7- 0				
7- 1	0- 0	0- 1	HOME	1- 0	0- 0	6- 0				
1- 0	0- 0	0- 0	AWAY	1- 0	0- 0	0- 0				
1- 1	0- 1	0- 0	NEUTRAL	0- 0	0- 0	1- 0				
1- 2	0- 0	0- 1	CONFERENCE	1- 1	0- 0	0- 0				
1- 1	0- 0	0- 1	HOME	1- 0	0- 0	0- 0				
0- 1	0- 0	0- 0	AWAY	0- 1	0- 0	0- 0				
0- 0	0- 0	0- 0	NEUTRAL	0- 0	0- 0	0- 0				

RPI 1-25				RPI 26-50				RPI 51-100				RPI 101+				Team's RPI: 151
RPI	S	Opponent	Score	RPI	S	Opponent	Score	RPI	S	Opponent	Score	RPI	S	Opponent	Score	
14	N	Iowa	81 84	26	H	Missouri	51 68	70	H	Oklahoma St.	67 58	245	H	Niagara	84 32	
				34	H	Texas	58 70	79	A	Pittsburgh	77 43	262	H	Coppin St.	78 37	
								83	A	TCU	48 62	302	H	Bryant	94 48	
								87	H	Towson	90 43	320	H	NJIT	95 50	
												326	H	Eastern Ky.	78 29	
												326	N	Eastern Ky.	81 39	
												332	H	Morgan St.	72 37	

LAST 12 Division I GAMES:																
245	H	Niagara	84 32	326	N	Eastern Ky.	81 39	70	H	Oklahoma St.	67 58					
87	H	Towson	90 43	34	H	Texas	58 70									
332	H	Morgan St.	72 37	83	A	TCU	48 62									
326	H	Eastern Ky.	78 29	14	N	Iowa	81 84									
79	A	Pittsburgh	77 43	302	H	Bryant	94 48									
26	H	Missouri	51 68													

Non-Div I Games:

West Virginia

Average RPI Win:	301	WON-LOST	WINNING	LAST 10	STRENGTH OF	OPP. STRENGTH	TEAM	ADJ.	CONF.	ADJ CONF.
Average RPI Loss:	203	RECORD	PCT. RANK	GAMES	SCHEDULE	OF SCHEDULE	RPI	RPI	RPI	RPI
DIV. I ONLY	2- 12	320	2-8	209	343	323	323	24	24	
DIV. I NON-CONF.	2- 11	316	0- 0	192	341	321	321	26	26	

TOTALS	RPI 1-25	RPI 26-50	W-L RECORDS	RPI 51-100	RPI 101-150	RPI 150+				
2- 12	0- 1	0- 1	OVERALL	0- 0	0- 1	2- 9				
1- 5	0- 0	0- 0	HOME	0- 0	0- 0	1- 5				
1- 7	0- 1	0- 1	AWAY	0- 0	0- 1	1- 4				
0- 0	0- 0	0- 0	NEUTRAL	0- 0	0- 0	0- 0				
2- 11	0- 1	0- 1	NON-CONFERENCE	0- 0	0- 1	2- 8				
1- 5	0- 0	0- 0	HOME	0- 0	0- 0	1- 5				
1- 6	0- 1	0- 1	AWAY	0- 0	0- 1	1- 3				
0- 0	0- 0	0- 0	NEUTRAL	0- 0	0- 0	0- 0				
0- 1	0- 0	0- 0	CONFERENCE	0- 0	0- 0	0- 1				
0- 0	0- 0	0- 0	HOME	0- 0	0- 0	0- 0				
0- 1	0- 0	0- 0	AWAY	0- 0	0- 0	0- 1				
0- 0	0- 0	0- 0	NEUTRAL	0- 0	0- 0	0- 0				

RPI 1-25				RPI 26-50				RPI 51-100				RPI 101+ Team's RPI: 323			
RPI	S	Opponent	Score	RPI	S	Opponent	Score	RPI	S	Opponent	Score	RPI	S	Opponent	Score
20	A	Kentucky	39 99	39	A	Georgi a Tech	49 84					119	A	Tennessee Tech	58 77
												165	H	North Ala.	66 89
												204	A	Coastal Caro.	59 77
												214	H	Gardner-Webb	52 62
												249	H	Campbel l	37 63
												253	A	Wofford	65 91
												256	A	UNC Asheville	49 74
												282	H	N. C. A&T	51 69
												291	H	USC Upstate	68 64
												311	A	Winthrop	65 57
												314	H	South Carolina St.	39 54
												320	A	NJIT	71 79

LAST 12 Division I GAMES:															
20	A	Kentucky	39 99	253	A	Wofford	65 91								
291	H	USC Upstate	68 64	214	H	Gardner-Webb	52 62								
282	H	N. C. A&T	51 69	314	H	South Carolina St.	39 54								
165	H	North Ala.	66 89	311	A	Winthrop	65 57								
320	A	NJIT	71 79	256	A	UNC Asheville	49 74								
119	A	Tennessee Tech	58 77	39	A	Georgi a Tech	49 84								

Non-Div I Games: Young Harris 63 54

Western Caro.

Average RPI Win:	234	WON-LOST	WINNING	LAST 10	STRENGTH OF	OPP. STRENGTH	TEAM	ADJ.	CONF.	ADJ CONF.
Average RPI Loss:	133	RECORD	PCT. RANK	GAMES	SCHEDULE	OF SCHEDULE	RPI	RPI	RPI	RPI
DIV. I ONLY	3- 12	301	3-7	83	202	248	248	18	18	
DIV. I NON-CONF.	2- 9	297	0- 0	55	200	233	233	15	15	

TOTALS	RPI 1-25	RPI 26-50	W-L RECORDS	RPI 51-100	RPI 101-150	RPI 150+				
3- 12	0- 2	0- 2	OVERALL	0- 2	0- 0	3- 6				
2- 3	0- 1	0- 2	HOME	0- 0	0- 0	2- 0				
0- 6	0- 1	0- 0	AWAY	0- 1	0- 0	0- 4				
1- 3	0- 0	0- 0	NEUTRAL	0- 1	0- 0	1- 2				
2- 9	0- 2	0- 1	NON-CONFERENCE	0- 2	0- 0	2- 4				
1- 2	0- 1	0- 1	HOME	0- 0	0- 0	1- 0				
0- 4	0- 1	0- 0	AWAY	0- 1	0- 0	0- 2				
1- 3	0- 0	0- 0	NEUTRAL	0- 1	0- 0	1- 2				
1- 3	0- 0	0- 1	CONFERENCE	0- 0	0- 0	1- 2				
1- 1	0- 0	0- 1	HOME	0- 0	0- 0	1- 0				
0- 2	0- 0	0- 0	AWAY	0- 0	0- 0	0- 2				
0- 0	0- 0	0- 0	NEUTRAL	0- 0	0- 0	0- 0				

RPI 1-25				RPI 26-50				RPI 51-100				RPI 101+ Team's RPI: 248			
RPI	S	Opponent	Score	RPI	S	Opponent	Score	RPI	S	Opponent	Score	RPI	S	Opponent	Score
12	H	Drake	71 98	26	H	Missouri	64 89	59	A	Purdue	60 81	154	H	Denver	87 78
18	A	Butler	51 92	30	H	South Dakota St.	84 93	90	N	Northern Ill.	61 86	162	A	Oral Roberts	64 68
												186	A	Bradley	68 82
												199	A	Southeast Mo. St.	71 81
												212	N	Furman	85 78
												216	N	Eastern Ill.	62 64
												277	N	UTEP	72 84
												321	A	North Dakota St.	60 68
												336	H	Austin Peay	77 72
LAST 12 Division I GAMES:															
				212	N	Furman	85 78	321	A	North Dakota St.	60 68				
				277	N	UTEP	72 84	162	A	Oral Roberts	64 68				
				90	N	Northern Ill.	61 86	154	H	Denver	87 78				
				216	N	Eastern Ill.	62 64	30	H	South Dakota St.	84 93				
				186	A	Bradley	68 82	199	A	Southeast Mo. St.	71 81				
				336	H	Austin Peay	77 72	18	A	Butler	51 92				

Non-Div I Games: MacMurray 136 39 William Woods 81 73

Western III.

Average RPI Win:	184	WON-LOST	WINNING	LAST 10	STRENGTH OF	OPP. STRENGTH	TEAM	ADJ.	CONF.	ADJ CONF.
Average RPI Loss:	54	RECORD	PCT. RANK	GAMES	SCHEDULE	OF SCHEDULE	RPI	RPI	RPI	RPI
DIV. I ONLY	6- 8	207	7-3	27	8	112	112	16	16	
DIV. I NON-CONF.	4- 8	241	0- 1	37	8	134	134	19	19	

TOTALS	RPI 1-25	RPI 26-50	W-L RECORDS	RPI 51-100	RPI 101-150	RPI 150+				
6- 8	0- 5	0- 1	OVERALL	1- 0	2- 1	3- 1				
4- 3	0- 2	0- 0	HOME	1- 0	2- 0	1- 1				
1- 3	0- 2	0- 0	AWAY	0- 0	0- 1	1- 0				
1- 2	0- 1	0- 1	NEUTRAL	0- 0	0- 0	1- 0				
4- 8	0- 5	0- 1	NON-CONFERENCE	0- 0	1- 1	3- 1				
2- 3	0- 2	0- 0	HOME	0- 0	1- 0	1- 1				
1- 3	0- 2	0- 0	AWAY	0- 0	0- 1	1- 0				
1- 2	0- 1	0- 1	NEUTRAL	0- 0	0- 0	1- 0				
2- 0	0- 0	0- 0	CONFERENCE	1- 0	1- 0	0- 0				
2- 0	0- 0	0- 0	HOME	1- 0	1- 0	0- 0				
0- 0	0- 0	0- 0	AWAY	0- 0	0- 0	0- 0				
0- 0	0- 0	0- 0	NEUTRAL	0- 0	0- 0	0- 0				

RPI	S	Opponent	Score
1	A	Notre Dame	53 94
6	H	Louisville	80 102
10	N	Gonzaga	55 76
14	H	Iowa	67 104
21	A	Central Mich.	90 108

RPI	S	Opponent	Score
46	N	Oregon St.	60 74

RPI	S	Opponent	Score
63	H	Old Domini on	75 60

RPI	S	Opponent	Score
131	H	Charlotte	76 58
137	A	Oklahoma	83 90
150	H	Southern Ill.	83 76
161	A	Little Rock	68 56
194	H	Ball St.	83 86
268	N	ETSU	82 68
332	H	Morgan St.	90 43

LAST 12 Division I GAMES:

1	A	Notre Dame	53 94	10	N	Gonzaga	55 76
194	H	Ball St.	83 86	268	N	ETSU	82 68
161	A	Little Rock	68 56	63	H	Old Domini on	75 60
332	H	Morgan St.	90 43	131	H	Charlotte	76 58
46	N	Oregon St.	60 74	21	A	Central Mi ch.	90 108
150	H	Southern Ill.	83 76	14	H	Iowa	67 104

Non-Div I Games: Union (TN) 77 65 Bel larmi ne 95 57

Western Ky.

Loss,
Non-Conf,
S Site,
H Home
A Away
N Neutral

Average RPI Win:	303	WON-LOST	WINNING	LAST 10	STRENGTH OF	OPP. STRENGTH	TEAM	ADJ.	CONF.	ADJ CONF.
Average RPI Loss:	175	RECORD	PCT. RANK	GAMES	SCHEDULE	OF SCHEDULE	RPI	RPI	RPI	RPI
DIV. I ONLY	6- 6	167	6-4	343	270	293	293	8	8	
DIV. I NON-CONF.	5- 5	162	0- 0	347	234	333	333	8	8	

TOTALS	RPI 1-25	RPI 26-50	W-L RECORDS	RPI 51-100	RPI 101-150	RPI 150+				
6- 6	0- 0	0- 0	OVERALL	0- 1	0- 0	6- 5				
2- 4	0- 0	0- 0	HOME	0- 1	0- 0	2- 3				
3- 1	0- 0	0- 0	AWAY	0- 0	0- 0	3- 1				
1- 1	0- 0	0- 0	NEUTRAL	0- 0	0- 0	1- 1				
5- 5	0- 0	0- 0	NON-CONFERENCE	0- 1	0- 0	5- 4				
2- 3	0- 0	0- 0	HOME	0- 1	0- 0	2- 2				
2- 1	0- 0	0- 0	AWAY	0- 0	0- 0	2- 1				
1- 1	0- 0	0- 0	NEUTRAL	0- 0	0- 0	1- 1				
1- 1	0- 0	0- 0	CONFERENCE	0- 0	0- 0	1- 1				
0- 1	0- 0	0- 0	HOME	0- 0	0- 0	0- 1				
1- 0	0- 0	0- 0	AWAY	0- 0	0- 0	1- 0				
0- 0	0- 0	0- 0	NEUTRAL	0- 0	0- 0	0- 0				

RPI 1-25				RPI 26-50				RPI 51-100				RPI 101+				Team's RPI: 293			
RPI	S	Opponent	Score	RPI	S	Opponent	Score	RPI	S	Opponent	Score	RPI	S	Opponent	Score				
								69	H	Michigan	42	79	163	H	Akron	59	72		
												171	N	North Dakota	50	62			
												189	H	New Mexico St.	54	66			
												208	A	Bowling Green	84	82			
												223	A	Ole Miss	66	69			
												233	H	Loyola Chicago	53	64			
												279	A	Fla. Atlantic	69	59			
												326	H	Eastern Ky.	64	53			
												330	N	Florida A&M	69	50			
												334	A	Detroit Mercy	54	44			
												342	H	Purdue Fort Wayne	69	61			
LAST 12 Division I GAMES:																			
279	A	Fla. Atlantic	69	59	163	H	Akron	59	72	208	A	Bowling Green	84	82	330	N	Florida A&M	69	50
334	A	Detroit Mercy	54	44	171	N	North Dakota	50	62	189	H	New Mexico St.	54	66	223	A	Ole Miss	66	69
233	H	Loyola Chicago	53	64	279	A	Fla. Atlantic	69	59	326	H	Eastern Ky.	64	53	334	A	Detroit Mercy	54	44
326	H	Eastern Ky.	64	53	342	H	Purdue Fort Wayne	69	61										
223	A	Ole Miss	66	69															
69	H	Michigan	42	79															

Non-Div I Games: Saginaw Valley 75 51

Western Mich.

Average RPI	Win: 222	WON-LOST	WINNING	LAST 10	STRENGTH OF	OPP. STRENGTH	TEAM	ADJ.	CONF.	ADJ CONF.
Average RPI	Loss: 99	RECORD	PCT. RANK	GAMES	SCHEDULE	OF SCHEDULE	RPI	RPI	RPI	RPI
DIV. I ONLY	7- 8	183	3-7	231	93	246	246	9	9	
DIV. I NON-CONF.	7- 6	153	0- 1	252	74	249	249	9	9	

TOTALS	RPI 1-25	RPI 26-50	W-L RECORDS	RPI 51-100	RPI 101-150	RPI 150+				
7- 8	0- 1	0- 0	OVERALL	0- 4	2- 2	5- 1				
7- 3	0- 0	0- 0	HOME	0- 2	2- 1	5- 0				
0- 2	0- 0	0- 0	AWAY	0- 0	0- 1	0- 1				
0- 3	0- 1	0- 0	NEUTRAL	0- 2	0- 0	0- 0				
7- 6	0- 1	0- 0	NON-CONFERENCE	0- 4	2- 1	5- 0				
7- 3	0- 0	0- 0	HOME	0- 2	2- 1	5- 0				
0- 0	0- 0	0- 0	AWAY	0- 0	0- 0	0- 0				
0- 3	0- 1	0- 0	NEUTRAL	0- 2	0- 0	0- 0				
0- 2	0- 0	0- 0	CONFERENCE	0- 0	0- 1	0- 1				
0- 0	0- 0	0- 0	HOME	0- 0	0- 0	0- 0				
0- 2	0- 0	0- 0	AWAY	0- 0	0- 1	0- 1				
0- 0	0- 0	0- 0	NEUTRAL	0- 0	0- 0	0- 0				

RPI 1-25				RPI 26-50				RPI 51-100				RPI 101+ Team's RPI: 246			
RPI	S	Opponent	Score	RPI	S	Opponent	Score	RPI	S	Opponent	Score	RPI	S	Opponent	Score
17	N	South Dakota	64 73					70	H	Oklahoma St.	47 60	119	H	Tennessee Tech	45 55
								80	N	Northwestern	43 65	129	H	Grambling	70 61
								84	H	Creighton	71 83	141	H	Missouri St.	63 60
								99	N	Washington St.	59 85	148	A	Tulsa	49 63
												153	H	Louisiana Tech	70 56
												178	A	East Carolina	56 78
												206	H	Sam Houston St.	63 55
												270	H	Houston Baptist	68 50
												312	H	Ark.-Pine Bluff	76 39
												346	H	Savannah St.	66 50

LAST 12 Division I GAMES:															
80	N	Northwestern	43 65	99	N	Washington St.	59 85	178	A	East Carolina	56 78	148	A	Tulsa	49 63
129	H	Grambling	70 61	178	A	East Carolina	56 78	346	H	Savannah St.	66 50	17	N	South Dakota	64 73
84	H	Creighton	71 83	148	A	Tulsa	49 63	270	H	Houston Baptist	68 50				
119	H	Tennessee Tech	45 55												
70	H	Oklahoma St.	47 60												
153	H	Louisiana Tech	70 56												

Non-Div I Games:

Wichita St.

Average RPI Win:	240	WON-LOST	WINNING	LAST 10	STRENGTH OF	OPP. STRENGTH	TEAM	ADJ.	CONF.	ADJ CONF.
Average RPI Loss:	101	RECORD	PCT. RANK	GAMES	SCHEDULE	OF SCHEDULE	RPI	RPI	RPI	RPI
DIV. I ONLY	9- 5	101	7-3	215	220	128	128	11	11	
DIV. I NON-CONF.	7- 4	109	0- 0	268	220	165	165	14	14	

TOTALS	RPI 1-25	RPI 26-50	W-L RECORDS	RPI 51-100	RPI 101-150	RPI 150+				
9- 5	0- 0	0- 1	OVERALL	0- 2	0- 0	9- 2				
5- 1	0- 0	0- 0	HOME	0- 0	0- 0	5- 1				
4- 4	0- 0	0- 1	AWAY	0- 2	0- 0	4- 1				
0- 0	0- 0	0- 0	NEUTRAL	0- 0	0- 0	0- 0				
7- 4	0- 0	0- 0	NON-CONFERENCE	0- 2	0- 0	7- 2				
4- 1	0- 0	0- 0	HOME	0- 0	0- 0	4- 1				
3- 3	0- 0	0- 0	AWAY	0- 2	0- 0	3- 1				
0- 0	0- 0	0- 0	NEUTRAL	0- 0	0- 0	0- 0				
2- 1	0- 0	0- 1	CONFERENCE	0- 0	0- 0	2- 0				
1- 0	0- 0	0- 0	HOME	0- 0	0- 0	1- 0				
1- 1	0- 0	0- 1	AWAY	0- 0	0- 0	1- 0				
0- 0	0- 0	0- 0	NEUTRAL	0- 0	0- 0	0- 0				

RPI 1-25				RPI 26-50				RPI 51-100				RPI 101+				Team's RPI: 128
RPI	S	Opponent	Score	RPI	S	Opponent	Score	RPI	S	Opponent	Score	RPI	S	Opponent	Score	
				27	A	Northeastern	74 88	63	A	Old Dominion	69 83	155	A	Davi dson	65 76	
								93	A	Hartford	45 50	168	H	VCU	55 72	
												169	H	UNCW	70 64	
												178	H	East Carolina	63 43	
												198	H	George Washi ngton	73 59	
												218	H	Howard	88 75	
												227	A	Hofstra	60 55	
												276	H	Ri chmond	65 55	
												279	A	Fai rfi eld	60 54	
												301	A	Norfol k St.	55 44	
												313	A	Loyol a Maryl and	65 49	
LAST 12 Division I GAMES:																
301	A	Norfol k St.	55 44	169	H	UNCW	70 64									
63	A	Old Domini on	69 83	27	A	Northeastern	74 88									
276	H	Ri chmond	65 55	227	A	Hofstra	60 55									
279	A	Fai rfi eld	60 54	198	H	George Washi ngton	73 59									
93	A	Hartford	45 50	155	A	Davi dson	65 76									
178	H	East Carolina	63 43	313	A	Loyol a Maryl and	65 49									

Non-Div I Games:

William & Mary

Average RPI Win:	313	WON-LOST	WINNING	LAST 10	STRENGTH OF	OPP. STRENGTH	TEAM	ADJ.	CONF.	ADJ CONF.
Average RPI Loss:	207	RECORD	PCT. RANK	GAMES	SCHEDULE	OF SCHEDULE	RPI	RPI	RPI	RPI
DIV. I ONLY	6- 7	189	5-5	344	334	311	311	29	29	
DIV. I NON-CONF.	4- 6	212	0- 0	290	336	264	264	29	29	

TOTALS	RPI 1-25	RPI 26-50	W-L RECORDS	RPI 51-100	RPI 101-150	RPI 150+				
6- 7	0- 0	0- 0	OVERALL	0- 1	0- 2	6- 4				
4- 2	0- 0	0- 0	HOME	0- 0	0- 0	4- 2				
2- 5	0- 0	0- 0	AWAY	0- 1	0- 2	2- 2				
0- 0	0- 0	0- 0	NEUTRAL	0- 0	0- 0	0- 0				
4- 6	0- 0	0- 0	NON-CONFERENCE	0- 1	0- 2	4- 3				
2- 1	0- 0	0- 0	HOME	0- 0	0- 0	2- 1				
2- 5	0- 0	0- 0	AWAY	0- 1	0- 2	2- 2				
0- 0	0- 0	0- 0	NEUTRAL	0- 0	0- 0	0- 0				
2- 1	0- 0	0- 0	CONFERENCE	0- 0	0- 0	2- 1				
2- 1	0- 0	0- 0	HOME	0- 0	0- 0	2- 1				
0- 0	0- 0	0- 0	AWAY	0- 0	0- 0	0- 0				
0- 0	0- 0	0- 0	NEUTRAL	0- 0	0- 0	0- 0				

RPI 1-25				RPI 26-50				RPI 51-100				RPI 101+				Team's RPI: 311
RPI	S	Opponent	Score	RPI	S	Opponent	Score	RPI	S	Opponent	Score	RPI	S	Opponent	Score	
								71	A	James Madison	39 56	108	A	Georgia	39 85	
												140	A	Wisconsin	41 76	
												188	H	Elon	58 57	
												253	A	Wofford	53 70	
												264	A	Ga. Southern	55 64	
												291	H	USC Upstate	50 76	
												314	A	South Carolina St.	58 50	
												323	H	Western Caro.	57 65	
												337	A	Col. of Charleston	71 64	
												344	H	N. C. Central	66 41	
												345	H	Longwood	77 69	
												348	H	Charleston So.	57 52	
LAST 12 Division I GAMES:																
264	A	Ga. Southern	55 64	291	H	USC Upstate	50 76									
188	H	Elon	58 57	348	H	Charleston So.	57 52									
314	A	South Carolina St.	58 50	345	H	Longwood	77 69									
337	A	Col. of Charleston	71 64	323	H	Western Caro.	57 65									
71	A	James Madison	39 56	344	H	N. C. Central	66 41									
253	A	Wofford	53 70	108	A	Georgia	39 85									

Non-Div I Games: Newberry

63

67

Winthrop

W
i
s
c
o
n
s
i
n

Wisconsin				Through Games Of Jan. 11, 2019						
Average RPI Win: 233	WON-LOST RECORD	WINNING PCT. RANK	LAST 10 GAMES	STRENGTH OF SCHEDULE	OPP. STRENGTH OF SCHEDULE	TEAM RPI	ADJ. RPI	CONF. RPI	ADJ CONF. RPI	
Average RPI Loss: 52										
DIV. I ONLY	10- 6	106	4-6	216	77	140	140	4	4	
DIV. I NON-CONF.	9- 3	62	0- 0	302	153	172	172	4	4	

TOTALS	RPI 1-25	RPI 26-50	W-L RECORDS	RPI 51-100	RPI 101-150	RPI 150+				
10- 6	0- 1	0- 2	OVERALL	2- 3	1- 0	7- 0				
7- 1	0- 0	0- 1	HOME	1- 0	1- 0	5- 0				
1- 4	0- 1	0- 1	AWAY	0- 2	0- 0	1- 0				
2- 1	0- 0	0- 0	NEUTRAL	1- 1	0- 0	1- 0				
9- 3	0- 0	0- 2	NON-CONFERENCE	1- 1	1- 0	7- 0				
6- 1	0- 0	0- 1	HOME	0- 0	1- 0	5- 0				
1- 1	0- 0	0- 1	AWAY	0- 0	0- 0	1- 0				
2- 1	0- 0	0- 0	NEUTRAL	1- 1	0- 0	1- 0				
1- 3	0- 1	0- 0	CONFERENCE	1- 2	0- 0	0- 0				
1- 0	0- 0	0- 0	HOME	1- 0	0- 0	0- 0				
0- 3	0- 1	0- 0	AWAY	0- 2	0- 0	0- 0				
0- 0	0- 0	0- 0	NEUTRAL	0- 0	0- 0	0- 0				

RPI 1-25				RPI 26-50				RPI 51-100				RPI 101+				Team's RPI: 140	
RPI	S	Opponent	Score	RPI	S	Opponent	Score	RPI	S	Opponent	Score	RPI	S	Opponent	Score		
14	A	Iowa	53 71	33	H	Duke	53 60	54	N	Arkansas	68 69	130	H	IUPUI	65 64		
				48	A	Green Bay	46 55	59	H	Purdue	76 69	185	A	Milwaukee	68 57		
								75	A	Minnesota	56 74	252	H	Marshall	67 49		
								79	N	Pittsburgh	57 42	306	N	Tennessee St.	58 53		
								86	A	Penn St.	64 71	311	H	Winthrop	76 41		
												321	H	North Dakota St.	64 53		
												339	H	Chicago St.	85 38		
												343	H	Evansville	96 60		
LAST 12 Division I GAMES:																	
343	H	Evansville	96 60	14	A	Iowa	53 71	86	A	Penn St.	64 71	59	H	Purdue	76 69		
339	H	Chicago St.	85 38	54	N	Arkansas	68 69	75	A	Minnesota	56 74	306	N	Tennessee St.	58 53		
48	A	Green Bay	46 55	79	N	Pittsburgh	57 42	86	A	Penn St.	64 71	75	A	Minnesota	56 74		
252	H	Marshall	67 49	59	H	Purdue	76 69	75	A	Minnesota	56 74	306	N	Tennessee St.	58 53		
33	H	Duke	53 60	54	N	Arkansas	68 69	79	N	Pittsburgh	57 42						

Non-Div I Games:

Wisconsin

W
i
s
c
o
n
s
i
n

Average RPI Win: 299

Average RPI Loss: 185

WON-LOST
RECORDWINNING
PCT. RANKLAST 10
GAMESSTRENGTH OF
SCHEDULEOPP. STRENGTH
OF SCHEDULETEAM
RPIADJ.
RPICONF.
RPIADJ CONF.
RPIDIV. I ONLY
DIV. I NON-CONF.6- 7
5- 7189
2066-4
0- 0336
322283
279253
258253
25824
2624
26

TOTALS

RPI 1-25

RPI 26-50

W-L RECORDS

RPI 51-100

RPI 101-150

RPI 150+

6- 7
4- 0
2- 7
0- 00- 0
0- 0
0- 0
0- 00- 1
0- 0
0- 1
0- 0OVERALL
HOME
AWAY
NEUTRAL0- 1
0- 0
0- 1
0- 00- 2
0- 0
0- 2
0- 06- 3
4- 0
2- 3
0- 05- 7
3- 0
2- 7
0- 00- 0
0- 0
0- 0
0- 00- 1
0- 0
0- 1
0- 0NON-CONFERENCE
HOME
AWAY
NEUTRAL0- 1
0- 0
0- 1
0- 00- 2
0- 0
0- 2
0- 05- 3
3- 0
2- 3
0- 01- 0
1- 0
0- 0
0- 00- 0
0- 0
0- 0
0- 00- 0
0- 0
0- 0
0- 0CONFERENCE
HOME
AWAY
NEUTRAL0- 0
0- 0
0- 0
0- 00- 0
0- 0
0- 0
0- 01- 0
1- 0
0- 0
0- 0

RPI 1-25

RPI S Opponent Score

RPI 26-50

RPI S Opponent Score

39 A Georgi a Tech 40 81

RPI 51-100

RPI S Opponent Score

67 A Cl emson 77 85

RPI 101+

Team's RPI: 253

RPI S Opponent Score

131 A Charl otte 63 85

139 A Appal achi an St. 70 94

214 H Gardner-Webb 59 53

256 A UNC Asheville 46 60

264 A Ga. Southern 81 65

311 H Winthrop 70 53

317 A Presbyteri an 50 61

323 H Western Caro. 91 65

337 H Col. of Charleston 78 58

344 A N. C. Central 59 66

345 A Longwood 101 72

LAST 12 Division I GAMES:

345	A	Longwood	101	72	323	H	Western Caro.	91	65
214	H	Gardner-Webb	59	53	39	A	Georgi a Tech	40	81
256	A	UNC Asheville	46	60	139	A	Appal achi an St.	70	94
311	H	Winthrop	70	53	344	A	N. C. Central	59	66
337	H	Col. of Charleston	78	58	131	A	Charlotte	63	85
317	A	Presbyteri an	50	61	67	A	Cl emson	77	85

W
o
f
f
o
r
dW
o
f
f
o
r
d

Non-Div I Games:

Warren Wil son

107 30

Southern Wesle yan

110 47

Brevard

106 52

Wofford

Average RPI Win:	190	WON-LOST	WINNING	LAST 10	STRENGTH OF	OPP. STRENGTH	TEAM	ADJ.	CONF.	ADJ CONF.
Average RPI Loss:	120	RECORD	PCT. RANK	GAMES	SCHEDULE	OF SCHEDULE	RPI	RPI	RPI	RPI

DIV. I ONLY	11- 4	60	9-1	201	119	81	81	19	19
DIV. I NON-CONF.	7- 4	109	0- 0	170	132	94	94	16	16
TOTALS	RPI 1-25	RPI 26-50	W-L RECORDS	RPI 51-100	RPI 101-150	RPI 150+			
11- 4	0- 1	1- 1	OVERALL	1- 0	2- 1	7- 1			
3- 1	0- 0	1- 1	HOME	1- 0	0- 0	1- 0			
4- 3	0- 1	0- 0	AWAY	0- 0	1- 1	3- 1			
4- 0	0- 0	0- 0	NEUTRAL	0- 0	1- 0	3- 0			
7- 4	0- 1	0- 1	NON-CONFERENCE	1- 0	1- 1	5- 1			
1- 1	0- 0	0- 1	HOME	1- 0	0- 0	0- 0			
2- 3	0- 1	0- 0	AWAY	0- 0	0- 1	2- 1			
4- 0	0- 0	0- 0	NEUTRAL	0- 0	1- 0	3- 0			
4- 0	0- 0	1- 0	CONFERENCE	0- 0	1- 0	2- 0			
2- 0	0- 0	1- 0	HOME	0- 0	0- 0	1- 0			
2- 0	0- 0	0- 0	AWAY	0- 0	1- 0	1- 0			
0- 0	0- 0	0- 0	NEUTRAL	0- 0	0- 0	0- 0			

RPI S Opponent Score	RPI S Opponent Score	RPI S Opponent Score	Team's RPI: 81	RPI S Opponent Score
25 A Michigan St. 68 84	42 H Belmont 63 79	96 H Kent St. 61 55		116 N Marist 76 60
	48 H Green Bay 85 67			130 A IUPUI 78 75
				131 A Charlotte 85 88
				164 N Drexel 71 63
				185 H Milwaukee 61 57
				226 N Stetson 57 44
				227 N Hofstra 93 64
				232 A UNLV 68 52
				283 A CSU Bakersfield 74 76
				328 A UIC 79 46
				341 A Manhattan 60 44
LAST 12 Division I GAMES:				
131 A Charlotte 85 88	185 H Milwaukee 61 57			
341 A Manhattan 60 44	48 H Green Bay 85 67			
164 N Drexel 71 63	328 A UIC 79 46			
96 H Kent St. 61 55	130 A IUPUI 78 75			
116 N Marist 76 60	227 N Hofstra 93 64			
226 N Stetson 57 44	25 A Michigan St. 68 84			

Non-Div I Games: Kentucky St. 83 53

Wright St.

Wyoming										Through Games Of Jan. 11, 2019																	
Average RPI Win:		148		WON-LOST		WINNING		LAST 10		STRENGTH OF		OPP. STRENGTH		TEAM		ADJ.		CONF.		ADJ CONF.							
Average RPI Loss:		50		RECORD		PCT. RANK		GAMES		SCHEDULE		OF SCHEDULE		RPI		RPI		RPI		RPI							
DIV. I ONLY		7- 3		76		8-2		74		54		38		38		12		12									
DIV. I NON-CONF.		5- 2		82		0- 0		40		62		22		22		11		11									

TOTALS		RPI 1-25		RPI 26-50		W-L RECORDS		RPI 51-100		RPI 101-150		RPI 150+															
7- 3		0- 0		1- 2		OVERALL		0- 1		2- 0		4- 0															
6- 0		0- 0		1- 0		HOME		0- 0		2- 0		3- 0															
0- 3		0- 0		0- 2		AWAY		0- 1		0- 0		0- 0															
1- 0		0- 0		0- 0		NEUTRAL		0- 0		0- 0		1- 0															
5- 2		0- 0		1- 1		NON-CONFERENCE		0- 1		2- 0		2- 0															
4- 0		0- 0		1- 0		HOME		0- 0		2- 0		1- 0															
0- 2		0- 0		0- 1		AWAY		0- 1		0- 0		0- 0															
1- 0		0- 0		0- 0		NEUTRAL		0- 0		0- 0		1- 0															
2- 1		0- 0		0- 1		CONFERENCE		0- 0		0- 0		2- 0															
2- 0		0- 0		0- 0		HOME		0- 0		0- 0		2- 0															
0- 1		0- 0		0- 1		AWAY		0- 0		0- 0		0- 0															
0- 0		0- 0		0- 0		NEUTRAL		0- 0		0- 0		0- 0															

RPI 1-25				RPI 26-50				Team's RPI: 38				RPI 51-100				RPI 101+											
RPI	S	Opponent	Score	RPI	S	Opponent	Score	RPI	S	Opponent	Score	RPI	S	Opponent	Score												
30	H	South Dakota St.	77 70	68	A	Pacific	64 70	105	H	Idaho	64 61	136	H	Montana St.	66 58												
40	A	Boise St.	64 72	41	A	Saint Mary's (CA)	84 90					154	H	Denver	78 74												
																172	N	North Texas	53 49								
																205	H	San Diego St.	87 45								
																232	H	UNLV	90 62								

Average RPI Win:	217	WON-LOST	WINNING	LAST 10	STRENGTH OF	OPP. STRENGTH	TEAM	ADJ.	CONF.	ADJ CONF.
Average RPI Loss:	75	RECORD	PCT. RANK	GAMES	SCHEDULE	OF SCHEDULE	RPI	RPI	RPI	RPI
DIV. I ONLY	10- 6	106	5-5	169	124	160	160	5	5	
DIV. I NON-CONF.	9- 2	43	0- 0	279	202	125	125	5	5	

TOTALS	RPI 1-25	RPI 26-50	W-L RECORDS	RPI 51-100	RPI 101-150	RPI 150+				
10- 6	0- 1	0- 1	OVERALL	1- 3	2- 1	7- 0				
9- 3	0- 1	0- 0	HOME	1- 2	1- 0	7- 0				
1- 3	0- 0	0- 1	AWAY	0- 1	1- 1	0- 0				
0- 0	0- 0	0- 0	NEUTRAL	0- 0	0- 0	0- 0				
9- 2	0- 0	0- 0	NON-CONFERENCE	0- 1	2- 1	7- 0				
8- 1	0- 0	0- 0	HOME	0- 1	1- 0	7- 0				
1- 1	0- 0	0- 0	AWAY	0- 0	1- 1	0- 0				
0- 0	0- 0	0- 0	NEUTRAL	0- 0	0- 0	0- 0				
1- 4	0- 1	0- 1	CONFERENCE	1- 2	0- 0	0- 0				
1- 2	0- 1	0- 0	HOME	1- 1	0- 0	0- 0				
0- 2	0- 0	0- 1	AWAY	0- 1	0- 0	0- 0				
0- 0	0- 0	0- 0	NEUTRAL	0- 0	0- 0	0- 0				

RPI 1-25				RPI 26-50				RPI 51-100				RPI 101+				Team's RPI: 160
RPI	S	Opponent	Score	RPI	S	Opponent	Score	RPI	S	Opponent	Score	RPI	S	Opponent	Score	
18	H	Butler	41 63	43	A	Villanova	71 75	75	H	Minnesota	53 78	106	A	Wake Forest	62 50	
								85	H	St. John's (NY)	57 76	119	H	Tennessee Tech	70 60	
								95	A	Georgetown	61 68	134	A	Cincinnati	61 79	
								97	H	Seton Hall	63 62	165	H	North Ala.	94 81	
												208	H	Bowling Green	65 49	
												235	H	Alabama St.	87 58	
												275	H	New Orleans	61 45	
												279	H	Fairfield	48 35	
												339	H	Chicago St.	91 57	
												347	H	Delaware St.	80 59	
LAST 12 Division I GAMES:																
235	H	Alabama St.	87 58	18	H	Butler	41 63	97	H	Seton Hall	63 62					
134	A	Cincinnati	61 79	85	H	St. John's (NY)	57 76	43	A	Villanova	71 75					
347	H	Delaware St.	80 59	95	A	Georgetown	61 68	275	H	New Orleans	61 45					
165	H	North Ala.	94 81													
208	H	Bowling Green	65 49													
106	A	Wake Forest	62 50													

Non-Div I Games:

Xavier

Average RPI Win:	262	WON-LOST	WINNING	LAST 10	STRENGTH OF	OPP. STRENGTH	TEAM	ADJ.	CONF.	ADJ CONF.
Average RPI Loss:	94	RECORD	PCT. RANK	GAMES	SCHEDULE	OF SCHEDULE	RPI	RPI	RPI	RPI
DIV. I ONLY	10- 5	86	8-2	234	271	109	109	10	10	
DIV. I NON-CONF.	10- 5	91	1- 0	235	270	103	103	12	12	
<hr/>										
TOTALS	RPI 1-25	RPI 26-50	W-L RECORDS	RPI 51-100	RPI 101-150	RPI 150+				
10- 5	0- 0	0- 0	OVERALL	0- 3	1- 2	9- 0				
3- 0	0- 0	0- 0	HOME	0- 0	0- 0	3- 0				
4- 5	0- 0	0- 0	AWAY	0- 3	1- 2	3- 0				
3- 0	0- 0	0- 0	NEUTRAL	0- 0	0- 0	3- 0				
10- 5	0- 0	0- 0	NON-CONFERENCE	0- 3	1- 2	9- 0				
3- 0	0- 0	0- 0	HOME	0- 0	0- 0	3- 0				
4- 5	0- 0	0- 0	AWAY	0- 3	1- 2	3- 0				
3- 0	0- 0	0- 0	NEUTRAL	0- 0	0- 0	3- 0				
0- 0	0- 0	0- 0	CONFERENCE	0- 0	0- 0	0- 0				
0- 0	0- 0	0- 0	HOME	0- 0	0- 0	0- 0				
0- 0	0- 0	0- 0	AWAY	0- 0	0- 0	0- 0				
0- 0	0- 0	0- 0	NEUTRAL	0- 0	0- 0	0- 0				

RPI 1-25				RPI 26-50				RPI 51-100				RPI 101+ Team's RPI: 109			
RPI	S	Opponent	Score	RPI	S	Opponent	Score	RPI	S	Opponent	Score	RPI	S	Opponent	Score
								56	A	SFA	57 67	107	A	Providence	42 59
								85	A	St. John's (NY)	52 56	126	A	Youngstown St.	58 56
								90	A	Northern Ill.	80 89	134	A	Cincinnati	52 66
												193	N	Saint Louis	58 52
												245	N	Niagara	67 64
												258	H	Colgate	80 61
												274	H	Central Conn. St.	58 46
												282	N	N.C. A&T	59 49
												305	H	Saint Peter's	72 56
												308	A	Vermont	58 55
												310	A	Army West Point	62 51
												318	A	Wagner	74 41
<hr/>															
LAST 12 Division I GAMES:															
308	A	Vermont	58 55	282	N	N.C. A&T	59 49	56	A	SFA	57 67				
85	A	St. John's (NY)	52 56	245	N	Niagara	67 64								
305	H	Saint Peter's	72 56	193	N	Saint Louis	58 52								
107	A	Providence	42 59	274	H	Central Conn. St.	58 46								
318	A	Wagner	74 41	310	A	Army West Point	62 51								
126	A	Youngstown St.	58 56												

Non-Div I Games:

Yale

Average RPI Win:	238	WON-LOST	WINNING	LAST 10	STRENGTH OF	OPP. STRENGTH	TEAM	ADJ.	CONF.	ADJ CONF.
Average RPI Loss:	114	RECORD	PCT. RANK	GAMES	SCHEDULE	OF SCHEDULE	RPI	RPI	RPI	RPI

DIV. I ONLY	10- 4	67	8-2	244	233	126	126	19	19
DIV. I NON-CONF.	6- 3	91	0- 0	92	268	74	74	16	16
TOTALS	RPI 1-25	RPI 26-50	W-L RECORDS	RPI 51-100	RPI 101-150	RPI 150+			
10- 4	0- 0	0- 0	OVERALL	1- 2	1- 1	8- 1			
6- 1	0- 0	0- 0	HOME	0- 0	1- 1	5- 0			
4- 3	0- 0	0- 0	AWAY	1- 2	0- 0	3- 1			
0- 0	0- 0	0- 0	NEUTRAL	0- 0	0- 0	0- 0			
6- 3	0- 0	0- 0	NON-CONFERENCE	1- 2	0- 1	5- 0			
4- 1	0- 0	0- 0	HOME	0- 0	0- 1	4- 0			
2- 2	0- 0	0- 0	AWAY	1- 2	0- 0	1- 0			
0- 0	0- 0	0- 0	NEUTRAL	0- 0	0- 0	0- 0			
4- 1	0- 0	0- 0	CONFERENCE	0- 0	1- 0	3- 1			
2- 0	0- 0	0- 0	HOME	0- 0	1- 0	1- 0			
2- 1	0- 0	0- 0	AWAY	0- 0	0- 0	2- 1			
0- 0	0- 0	0- 0	NEUTRAL	0- 0	0- 0	0- 0			

RPI S Opponent	Score	RPI S Opponent	Score	RPI S Opponent	Score	RPI S Opponent	Score	Team's RPI: 126
65 A Bucknell	68 73	109 H Yale	56 58	130 H IUPUI	70 52	163 H Akron	72 61	
79 A Pittsburgh	64 55	185 A Milwaukee	68 71	219 H Saint Francis (PA)	80 56	233 H Loyola Chicago	74 63	
96 A Kent St.	34 62	278 A Oakland	69 55	298 H Robert Morris	69 59	315 A Canisius	62 36	
		328 H UIC	81 29	334 A Detroit Mercy	85 59			
LAST 12 Division I GAMES:								
219 H Saint Francis (PA)	80 56	185 A Milwaukee	68 71	130 H IUPUI	70 52			
315 A Canisius	62 36	328 H UIC	81 29	278 A Oakland	69 55			
163 H Akron	72 61	334 A Detroit Mercy	85 59	34 A Bucknell	68 73			
109 H Yale	56 58							
96 A Kent St.	34 62							
79 A Pittsburgh	64 55							

Non-Div I Games: Thiel 76 53 Carlow 90 31

Youngstown St.