

Average RPI Win:	313	WON-LOST	WINNING	LAST 10	STRENGTH OF	OPP. STRENGTH	TEAM	ADJ.	CONF.	ADJ CONF.
Average RPI Loss:	158	RECORD	PCT. RANK	GAMES	SCHEDULE	OF SCHEDULE	RPI	RPI	RPI	RPI
DIV. I ONLY	6- 6	162	6-4	331	212	247	247	25	25	
DIV. I NON-CONF.	3- 4	201	3-2	317	107	221	221	23	23	
TOTALS	RPI 1-25	RPI 26-50	W-L RECORDS	RPI 51-100	RPI 101-150	RPI 150+				
6- 6	0- 2	0- 0	OVERALL	0- 0	0- 0	6- 4				
3- 1	0- 0	0- 0	HOME	0- 0	0- 0	3- 1				
2- 5	0- 2	0- 0	AWAY	0- 0	0- 0	2- 3				
1- 0	0- 0	0- 0	NEUTRAL	0- 0	0- 0	1- 0				
3- 4	0- 2	0- 0	NON-CONFERENCE	0- 0	0- 0	3- 2				
1- 0	0- 0	0- 0	HOME	0- 0	0- 0	1- 0				
1- 4	0- 2	0- 0	AWAY	0- 0	0- 0	1- 2				
1- 0	0- 0	0- 0	NEUTRAL	0- 0	0- 0	1- 0				
3- 2	0- 0	0- 0	CONFERENCE	0- 0	0- 0	3- 2				
2- 1	0- 0	0- 0	HOME	0- 0	0- 0	2- 1				
1- 1	0- 0	0- 0	AWAY	0- 0	0- 0	1- 1				
0- 0	0- 0	0- 0	NEUTRAL	0- 0	0- 0	0- 0				

RPI 1-25				RPI 26-50				RPI 51-100				RPI 101+ Team's RPI: 247			
RPI	S	Opponent	Score	RPI	S	Opponent	Score	RPI	S	Opponent	Score	RPI	S	Opponent	Score
1	A	Missouri St.	51 79									154	H	SFA	44 66
19	A	Texas A&M	48 85									239	A	Southeastern La.	44 48
												254	A	Texas St.	48 57
												256	H	Central Ark.	67 47
												282	A	South Alabama	82 83
												305	H	Nicholls St.	55 49
												306	N	Prairie View	64 52
												335	A	UTRGV	59 54
												335	H	UTRGV	61 50
												341	A	Northwestern St.	72 59
LAST 10 Division I															
154	H	SFA	44 66	305	H	Nicholls St.	55 49								
239	A	Southeastern La.	44 48	335	A	UTRGV	59 54								
341	A	Northwestern St.	72 59	254	A	Texas St.	48 57								
19	A	Texas A&M	48 85	335	H	UTRGV	61 50								
256	H	Central Ark.	67 47	306	N	Prairie View	64 52								

Non-Div I Games: UNKNOWN 75 55 Huston-Tillotson 63 49 Texas Wesleyan 90 52

A&M-Corpus Christi

Loss, Non-Conf, S Site, H Home A Away N Neutral

Average RPI Win:	211	WON-LOST	WINNING	LAST 10	STRENGTH OF	OPP. STRENGTH	TEAM	ADJ.	CONF.	ADJ CONF.
Average RPI Loss:	42	RECORD	PCT. RANK	GAMES	SCHEDULE	OF SCHEDULE	RPI	RPI	RPI	RPI
DIV. I ONLY	8- 1	15	8-1	328	30	83	83	25	25	
DIV. I NON-CONF.	4- 1	54	4-1	248	36	58	58	23	23	
TOTALS	RPI 1-25	RPI 26-50	W-L RECORDS	RPI 51-100	RPI 101-150	RPI 150+				
8- 1	0- 0	0- 1	OVERALL	1- 0	1- 0	6- 0				
4- 0	0- 0	0- 0	HOME	1- 0	0- 0	3- 0				
4- 1	0- 0	0- 1	AWAY	0- 0	1- 0	3- 0				
0- 0	0- 0	0- 0	NEUTRAL	0- 0	0- 0	0- 0				
4- 1	0- 0	0- 1	NON-CONFERENCE	0- 0	1- 0	3- 0				
2- 0	0- 0	0- 0	HOME	0- 0	0- 0	2- 0				
2- 1	0- 0	0- 1	AWAY	0- 0	1- 0	1- 0				
0- 0	0- 0	0- 0	NEUTRAL	0- 0	0- 0	0- 0				
4- 0	0- 0	0- 0	CONFERENCE	1- 0	0- 0	3- 0				
2- 0	0- 0	0- 0	HOME	1- 0	0- 0	1- 0				
2- 0	0- 0	0- 0	AWAY	0- 0	0- 0	2- 0				
0- 0	0- 0	0- 0	NEUTRAL	0- 0	0- 0	0- 0				












































RPI 1-25			RPI 26-50			RPI 51-100			Team's RPI: 83	RPI 101+		
RPI	S	Opponent	Score	RPI	S	Opponent	Score	RPI	S	Opponent	Score	
42	A	Oklahoma	65 78	96	H	New Orleans	76 62	127	A	Wright St.	83 64	
								157	A	Portland	76 69	
								177	H	Lamar University	78 72	
								215	H	Tulsa	73 63	
								296	H	New Mexico St.	67 54	
								305	A	Nicholls St.	95 84	
								314	A	McNeese	90 73	
LAST 10 Division I												
314	A	McNeese	90 73	215	H	Tulsa	73 63					
177	H	Lamar University	78 72	157	A	Portland	76 69					
296	H	New Mexico St.	67 54	42	A	Oklahoma	65 78					
305	A	Nicholls St.	95 84	127	A	Wright St.	83 64					
96	H	New Orleans	76 62									

Non-Div I Games: Howard Payne 96 38 Schreiner 110 37 Southwest (NM) 104 52 McMurry 111 43
Abilene Christian

Air Force





Through Games Of Jan. 10, 2020

Average RPI Win:	306	WON-LOST	WINNING	LAST 10	STRENGTH OF	OPP. STRENGTH	TEAM	ADJ.	CONF.	ADJ CONF.
Average RPI Loss:	190	RECORD	PCT. RANK	GAMES	SCHEDULE	OF SCHEDULE	RPI	RPI	RPI	RPI
DIV. I ONLY	3- 11	303	2-8	275	271	316	316	21	21	
DIV. I NON-CONF.	1- 9	326	0-6	257	245	335	335	25	25	
TOTALS	RPI 1-25	RPI 26-50	W-L RECORDS	RPI 51-100	RPI 101-150	RPI 150+				
3- 11	0- 0	0- 1	OVERALL	0- 1	0- 0	3- 9				
1- 5	0- 0	0- 0	HOME	0- 0	0- 0	1- 5				
2- 6	0- 0	0- 1	AWAY	0- 1	0- 0	2- 4				
0- 0	0- 0	0- 0	NEUTRAL	0- 0	0- 0	0- 0				
1- 9	0- 0	0- 1	NON-CONFERENCE	0- 1	0- 0	1- 7				
1- 3	0- 0	0- 0	HOME	0- 0	0- 0	1- 3				
0- 6	0- 0	0- 1	AWAY	0- 1	0- 0	0- 4				
0- 0	0- 0	0- 0	NEUTRAL	0- 0	0- 0	0- 0				
2- 2	0- 0	0- 0	CONFERENCE	0- 0	0- 0	2- 2				
0- 2	0- 0	0- 0	HOME	0- 0	0- 0	0- 2				
2- 0	0- 0	0- 0	AWAY	0- 0	0- 0	2- 0				
0- 0	0- 0	0- 0	NEUTRAL	0- 0	0- 0	0- 0				

RPI 1-25	RPI 26-50	RPI 51-100	RPI 101+	Team's RPI: 316
RPI S Opponent Score	RPI S Opponent Score	RPI S Opponent Score	RPI S Opponent Score	
	43  Arizona St. 56  87	91  Tennessee 54  81	157  Portland 56  72	
			174  Northern Colo. 62  72	
			189  San Diego 59  70	
			201  Cal St. Fullerton 70  79	
			214  Wyoming 63  65	
			216  UNLV 60  67	
			263  Long Beach St. 68  74	
			268  Army West Point 66  68	
			273  Navy 59  67	
			293  Utah St. 62 45	
			311  NJIT 68 48	
			313  Nevada 68 61	
LAST 10 Division I				
216  UNLV 60  67	293  Utah St. 62 45			
201  Cal St. Fullerton 70  79	91  Tennessee 54  81			
263  Long Beach St. 68  74	273  Navy 59  67			
313  Nevada 68 61	157  Portland 56  72			
214  Wyoming 63  65	174  Northern Colo. 62  72			

Non-Div I Games: Neb. Wesleyan 93 42

Air Force

 Loss,  Non-Conf, S Site,  Home  Away N Neutral

Average RPI Win:	257	WON-LOST	WINNING	LAST 10	STRENGTH OF	OPP. STRENGTH	TEAM	ADJ.	CONF.	ADJ CONF.
Average RPI Loss:	106	RECORD	PCT. RANK	GAMES	SCHEDULE	OF SCHEDULE	RPI	RPI	RPI	RPI
DIV. I ONLY	7- 6	148	5-5	175	233	183	183	10	10	
DIV. I NON-CONF.	7- 4	100	5-3	228	273	156	156	10	10	
TOTALS	RPI 1-25	RPI 26-50	W-L RECORDS	RPI 51-100	RPI 101-150	RPI 150+				
7- 6	0- 0	0- 1	OVERALL	1- 1	0- 3	6- 1				
3- 4	0- 0	0- 1	HOME	1- 1	0- 2	2- 0				
2- 2	0- 0	0- 0	AWAY	0- 0	0- 1	2- 1				
2- 0	0- 0	0- 0	NEUTRAL	0- 0	0- 0	2- 0				
7- 4	0- 0	0- 0	NON-CONFERENCE	1- 1	0- 2	6- 1				
3- 2	0- 0	0- 0	HOME	1- 1	0- 1	2- 0				
2- 2	0- 0	0- 0	AWAY	0- 0	0- 1	2- 1				
2- 0	0- 0	0- 0	NEUTRAL	0- 0	0- 0	2- 0				
0- 2	0- 0	0- 1	CONFERENCE	0- 0	0- 1	0- 0				
0- 2	0- 0	0- 1	HOME	0- 0	0- 1	0- 0				
0- 0	0- 0	0- 0	AWAY	0- 0	0- 0	0- 0				
0- 0	0- 0	0- 0	NEUTRAL	0- 0	0- 0	0- 0				

RPI S	Opponent	Score	RPI S	Opponent	Score	RPI S	Opponent	Score	RPI S	Opponent	Score	Team's RPI: 183
35	H Central Mich.	72 77	52	H Michigan	71 80	119	H Duquesne	63 88	128	H Western Mich.	51 56	
			94	H N.C. A&T	64 52	134	A Butler	55 76	168	A Cleveland St.	62 66	
						185	H Youngstown St.	91 62	278	A St. Bonaventure	63 54	
						288	N Denver	88 72	302	N Morgan St.	52 45	
						324	H Purdue Fort Wayne	64 53	325	A Detroit Mercy	81 60	
LAST 10 Division I												
35	H Central Mich.	72 77	128	H Western Mich.	51 56							
302	N Morgan St.	52 45	119	H Duquesne	63 88							
288	N Denver	88 72	168	A Cleveland St.	62 66							
94	H N.C. A&T	64 52	325	A Detroit Mercy	81 60							
134	A Butler	55 76	185	H Youngstown St.	91 62							

Non-Div I Games:

Akron

■ Loss,
 ■ Non-Conf,
 ■ S Site,
 ■ H Home
 ■ A Away
 N Neutral

Alabama

Through Games Of Jan. 10, 2020

Average RPI Win:	183	WON-LOST	WINNING	LAST 10	STRENGTH OF	OPP. STRENGTH	TEAM	ADJ.	CONF.	ADJ CONF.
Average RPI Loss:	66	RECORD	PCT. RANK	GAMES	SCHEDULE	OF SCHEDULE	RPI	RPI	RPI	RPI
DIV. I ONLY	10- 6	102	5-5	50	109	85	85	4	4	
DIV. I NON-CONF.	10- 3	60	5-2	147	186	81	81	5	5	
TOTALS	RPI 1-25	RPI 26-50	W-L RECORDS	RPI 51-100	RPI 101-150	RPI 150+				
10- 6	0- 2	1- 1	OVERALL	1- 2	3- 0	5- 1				
6- 4	0- 2	0- 0	HOME	1- 1	2- 0	3- 1				
3- 1	0- 0	0- 1	AWAY	0- 0	1- 0	2- 0				
1- 1	0- 0	1- 0	NEUTRAL	0- 1	0- 0	0- 0				
10- 3	0- 0	1- 0	NON-CONFERENCE	1- 2	3- 0	5- 1				
6- 2	0- 0	0- 0	HOME	1- 1	2- 0	3- 1				
3- 0	0- 0	0- 0	AWAY	0- 0	1- 0	2- 0				
1- 1	0- 0	1- 0	NEUTRAL	0- 1	0- 0	0- 0				
0- 3	0- 2	0- 1	CONFERENCE	0- 0	0- 0	0- 0				
0- 2	0- 2	0- 0	HOME	0- 0	0- 0	0- 0				
0- 1	0- 0	0- 1	AWAY	0- 0	0- 0	0- 0				
0- 0	0- 0	0- 0	NEUTRAL	0- 0	0- 0	0- 0				

RPI 1-25				RPI 26-50				RPI 51-100 Team's RPI: 85				RPI 101+			
RPI	S	Opponent	Score	RPI	S	Opponent	Score	RPI	S	Opponent	Score	RPI	S	Opponent	Score
4	H	South Carolina	78 93	37	A	LSU	60 71	77	H	North Carolina	83 77	104	H	Colgate	72 52
18	H	Kentucky	71 81	39	N	UNI	87 77	82	H	Iowa St.	66 75	147	H	Bethune-Cookman	60 49
								97	N	Southern California	57 60	150	A	Tulane	66 56
												155	H	Hampton	61 64
												178	A	Clemson	67 54
												239	H	Southeastern La.	87 50
												282	A	South Alabama	74 62
												292	H	Radford	85 51
												317	H	Mercer	111 56
LAST 10 Division I															
4	H	South Carolina	78 93	18	H	Kentucky	71 81								
37	A	LSU	60 71	77	H	North Carolina	83 77								
239	H	Southeastern La.	87 50	104	H	Colgate	72 52								
292	H	Radford	85 51	82	H	Iowa St.	66 75								
147	H	Bethune-Cookman	60 49	97	N	Southern California	57 60								

Non-Div I Games:

Alabama

■ Loss,
 ■ Non-Conf, S Site,
 ■ Home
 ■ Away
 N Neutral

Average RPI Win: 312		WON-LOST	WINNING	LAST 10	STRENGTH OF	OPP. STRENGTH	TEAM	ADJ.	CONF.	ADJ CONF.
Average RPI Loss: 177		RECORD	PCT. RANK	GAMES	SCHEDULE	OF SCHEDULE	RPI	RPI	RPI	RPI
DIV. I ONLY		4- 9	261	3-7	281	303	265	265	29	29
DIV. I NON-CONF.		4- 7	225	3-5	209	330	211	211	28	28
TOTALS		RPI 1-25	RPI 26-50	W-L RECORDS	RPI 51-100	RPI 101-150	RPI 150+			
4- 9	0- 0		0- 0	OVERALL	0- 2	0- 2	4- 5			
0- 2	0- 0		0- 0	HOME	0- 1	0- 1	0- 0			
4- 6	0- 0		0- 0	AWAY	0- 1	0- 1	4- 4			
0- 1	0- 0		0- 0	NEUTRAL	0- 0	0- 0	0- 1			
4- 7	0- 0		0- 0	NON-CONFERENCE	0- 2	0- 2	4- 3			
0- 2	0- 0		0- 0	HOME	0- 1	0- 1	0- 0			
4- 4	0- 0		0- 0	AWAY	0- 1	0- 1	4- 2			
0- 1	0- 0		0- 0	NEUTRAL	0- 0	0- 0	0- 1			
0- 2	0- 0		0- 0	CONFERENCE	0- 0	0- 0	0- 2			
0- 0	0- 0		0- 0	HOME	0- 0	0- 0	0- 0			
0- 2	0- 0		0- 0	AWAY	0- 0	0- 0	0- 2			
0- 0	0- 0		0- 0	NEUTRAL	0- 0	0- 0	0- 0			

RPI 1-25				RPI 26-50				RPI 51-100				RPI 101+				Team's RPI: 265	
RPI	S	Opponent	Score	RPI	S	Opponent	Score	RPI	S	Opponent	Score	RPI	S	Opponent	Score		
								59	A	Nebraska	46	68	130	A	Cincinnati	47	62
								72	H	North Florida	64	73	145	H	Austin Peay	61	67
													184	A	Memphis	71	79
													191	N	North Ala.	65	80
													207	A	Jackson St.	53	67
													288	A	Denver	86	83
													291	A	San Diego St.	61	53
													297	A	California Baptist	55	60
													312	A	Grambling	59	69
													320	A	Georgia St.	67	52
													348	A	Florida A&M	77	53
LAST 10 Division I																	
				312	A	Grambling	59	69	207	A	Jackson St.	53	67				
				184	A	Memphis	71	79	288	A	Denver	86	83				
				348	A	Florida A&M	77	53	191	N	North Ala.	65	80				
				130	A	Cincinnati	47	62	320	A	Georgia St.	67	52				
				145	H	Austin Peay	61	67	72	H	North Florida	64	73				

Non-Div I Games:

Alabama A&M

■ Loss, ■ Non-Conf, S Site, H Home A Away N Neutral

Average RPI Win:	310	WON-LOST	WINNING	LAST 10	STRENGTH OF	OPP. STRENGTH	TEAM	ADJ.	CONF.	ADJ CONF.
Average RPI Loss:	133	RECORD	PCT. RANK	GAMES	SCHEDULE	OF SCHEDULE	RPI	RPI	RPI	RPI
DIV. I ONLY	2- 9	313	2-8	190	74	275	275	29	29	
DIV. I NON-CONF.	1- 8	322	1-7	86	70	280	280	28	28	
TOTALS	RPI 1-25	RPI 26-50	W-L RECORDS	RPI 51-100	RPI 101-150	RPI 150+				
2- 9	0- 2	0- 0	OVERALL	0- 1	0- 2	2- 4				
1- 2	0- 0	0- 0	HOME	0- 0	0- 1	1- 1				
1- 7	0- 2	0- 0	AWAY	0- 1	0- 1	1- 3				
0- 0	0- 0	0- 0	NEUTRAL	0- 0	0- 0	0- 0				
1- 8	0- 2	0- 0	NON-CONFERENCE	0- 1	0- 2	1- 3				
1- 2	0- 0	0- 0	HOME	0- 0	0- 1	1- 1				
0- 6	0- 2	0- 0	AWAY	0- 1	0- 1	0- 2				
0- 0	0- 0	0- 0	NEUTRAL	0- 0	0- 0	0- 0				
1- 1	0- 0	0- 0	CONFERENCE	0- 0	0- 0	1- 1				
0- 0	0- 0	0- 0	HOME	0- 0	0- 0	0- 0				
1- 1	0- 0	0- 0	AWAY	0- 0	0- 0	1- 1				
0- 0	0- 0	0- 0	NEUTRAL	0- 0	0- 0	0- 0				

RPI 1-25				RPI 26-50				RPI 51-100				RPI 101+				Team's RPI: 275
RPI	S	Opponent	Score	RPI	S	Opponent	Score	RPI	S	Opponent	Score	RPI	S	Opponent	Score	
4	A	South Carolina	43 103					98	A	South Fla.	29 80	101	A	Wisconsin	67 85	
9	A	DePaul	76 105									143	H	Samford	48 83	
												178	A	Clemson	43 76	
												191	H	North Ala.	60 81	
												207	A	Jackson St.	62 94	
												270	A	Ole Miss	66 93	
												308	H	Jacksonville St.	68 63	
												312	A	Grambling	73 59	
LAST 10 Division I																
207	A	Jackson St.	62 94	312	A	Grambling	73 59									
270	A	Ole Miss	66 93	98	A	South Fla.	29 80									
191	H	North Ala.	60 81	143	H	Samford	48 83									
9	A	DePaul	76 105	308	H	Jacksonville St.	68 63									
101	A	Wisconsin	67 85	178	A	Clemson	43 76									

Non-Div I Games: Mobile 76 66 Paine 84 58

Alabama St.

■ Loss,
 ■ Non-Conf,
 ■ S Site,
 ■ Home
 ■ A Away
 N Neutral

Albany (NY)

Through Games Of Jan. 10, 2020

Average RPI Win:	252	WON-LOST	WINNING	LAST 10	STRENGTH OF	OPP. STRENGTH	TEAM	ADJ.	CONF.	ADJ CONF.
Average RPI Loss:	210	RECORD	PCT. RANK	GAMES	SCHEDULE	OF SCHEDULE	RPI	RPI	RPI	RPI
DIV. I ONLY	5- 9	238	4-6	313	292	310	310	28	28	
DIV. I NON-CONF.	3- 9	279	2-6	330	263	332	332	29	29	
TOTALS	RPI 1-25	RPI 26-50	W-L RECORDS	RPI 51-100	RPI 101-150	RPI 150+				
5- 9	0- 0	0- 0	OVERALL	0- 2	1- 1	4- 6				
3- 5	0- 0	0- 0	HOME	0- 0	1- 1	2- 4				
2- 4	0- 0	0- 0	AWAY	0- 2	0- 0	2- 2				
0- 0	0- 0	0- 0	NEUTRAL	0- 0	0- 0	0- 0				
3- 9	0- 0	0- 0	NON-CONFERENCE	0- 2	0- 1	3- 6				
1- 5	0- 0	0- 0	HOME	0- 0	0- 1	1- 4				
2- 4	0- 0	0- 0	AWAY	0- 2	0- 0	2- 2				
0- 0	0- 0	0- 0	NEUTRAL	0- 0	0- 0	0- 0				
2- 0	0- 0	0- 0	CONFERENCE	0- 0	1- 0	1- 0				
2- 0	0- 0	0- 0	HOME	0- 0	1- 0	1- 0				
0- 0	0- 0	0- 0	AWAY	0- 0	0- 0	0- 0				
0- 0	0- 0	0- 0	NEUTRAL	0- 0	0- 0	0- 0				

RPI	S	Opponent	Score	RPI	S	Opponent	Score	RPI	S	Opponent	Score	RPI	S	Opponent	Score	Team's RPI: 310
66	A	Syracuse	53	75	67	A	Marist	52	76	141	H	Cornell	51	71		
										149	H	Binghamton	56	53		
										156	H	Columbia	82	78		
										203	H	Boston U.	58	60		
										241	H	Monmouth	41	53		
										246	H	Lafayette	47	54		
										284	H	St. Francis Brooklyn	41	49		
										290	H	Vermont	58	49		
										318	A	Bryant	55	68		
										323	A	Siena	46	52		
										326	A	Canisius	70	53		
										339	A	Central Conn. St.	73	63		
LAST 10 Division I																
290	H	Vermont	58	49	149	H	Binghamton	56	53							
241	H	Monmouth	41	53	339	A	Central Conn. St.	73	63							
318	A	Bryant	55	68	326	A	Canisius	70	53							
284	H	St. Francis Brooklyn	41	49	246	H	Lafayette	47	54							
323	A	Siena	46	52	203	H	Boston U.	58	60							

Non-Div I Games: FDU-Florham 81 21

Albany (NY)

Loss, Non-Conf, S Site, H Home A Away N Neutral

Alcorn

Through Games Of Jan. 10, 2020

Average RPI Win:	330	WON-LOST	WINNING	LAST 10	STRENGTH OF	OPP. STRENGTH	TEAM	ADJ.	CONF.	ADJ CONF.
Average RPI Loss:	188	RECORD	PCT. RANK	GAMES	SCHEDULE	OF SCHEDULE	RPI	RPI	RPI	RPI
DIV. I ONLY	3- 9	287	3-7	333	238	322	322	29	29	
DIV. I NON-CONF.	2- 8	295	2-6	321	290	330	330	28	28	
TOTALS	RPI 1-25	RPI 26-50	W-L RECORDS	RPI 51-100	RPI 101-150	RPI 150+				
3- 9	0- 0	0- 0	OVERALL	0- 1	0- 1	3- 7				
1- 1	0- 0	0- 0	HOME	0- 0	0- 1	1- 0				
2- 6	0- 0	0- 0	AWAY	0- 1	0- 0	2- 5				
0- 2	0- 0	0- 0	NEUTRAL	0- 0	0- 0	0- 2				
2- 8	0- 0	0- 0	NON-CONFERENCE	0- 0	0- 1	2- 7				
1- 1	0- 0	0- 0	HOME	0- 0	0- 1	1- 0				
1- 5	0- 0	0- 0	AWAY	0- 0	0- 0	1- 5				
0- 2	0- 0	0- 0	NEUTRAL	0- 0	0- 0	0- 2				
1- 1	0- 0	0- 0	CONFERENCE	0- 1	0- 0	1- 0				
0- 0	0- 0	0- 0	HOME	0- 0	0- 0	0- 0				
1- 1	0- 0	0- 0	AWAY	0- 1	0- 0	1- 0				
0- 0	0- 0	0- 0	NEUTRAL	0- 0	0- 0	0- 0				

RPI S	Opponent	Score	RPI S	Opponent	Score	RPI S	Opponent	Score	RPI S	Opponent	Score	Team's RPI: 322
						84	A Texas Southern	70 105	135	H UAB	65 86	
									154	A SFA	62 67	
									178	N Clemson	46 77	
									179	A UTEP	47 92	
									184	A Memphis	51 57	
									254	A Texas St.	59 67	
									255	A North Texas	31 67	
									270	N Ole Miss	55 73	
									306	A Prairie View	68 63	
									336	A Tennessee St.	62 57	
									348	H Florida A&M	58 42	
LAST 10 Division I												
306	A	Prairie View	68	63	84	A	Texas Southern	70	105			
254	A	Texas St.	59	67	270	N	Ole Miss	55	73			
135	H	UAB	65	86	336	A	Tennessee St.	62	57			
348	H	Florida A&M	58	42	179	A	UTEP	47	92			
178	N	Clemson	46	77	255	A	North Texas	31	67			

Non-Div I Games: Tougaloo 85 61 Louisiana Col. 86 50

Alcorn

Loss, Non-Conf, S Site, H Home A Away N Neutral

Average RPI Win: 190		WON-LOST	WINNING	LAST 10	STRENGTH OF	OPP. STRENGTH	TEAM	ADJ.	CONF.	ADJ CONF.
Average RPI Loss: 138		RECORD	PCT. RANK	GAMES	SCHEDULE	OF SCHEDULE	RPI	RPI	RPI	RPI
DIV. I ONLY		6- 7	192	4-6	179	141	190	190	16	16
DIV. I NON-CONF.		4- 6	212	2-5	192	105	207	207	16	16
TOTALS	RPI 1-25		RPI 26-50		W-L RECORDS		RPI 51-100		RPI 101-150	RPI 150+
6- 7	0- 0		0- 0		OVERALL		1- 2		2- 2	3- 3
5- 1	0- 0		0- 0		HOME		1- 1		2- 0	2- 0
1- 5	0- 0		0- 0		AWAY		0- 0		0- 2	1- 3
0- 1	0- 0		0- 0		NEUTRAL		0- 1		0- 0	0- 0
4- 6	0- 0		0- 0		NON-CONFERENCE		1- 2		1- 2	2- 2
3- 1	0- 0		0- 0		HOME		1- 1		1- 0	1- 0
1- 4	0- 0		0- 0		AWAY		0- 0		0- 2	1- 2
0- 1	0- 0		0- 0		NEUTRAL		0- 1		0- 0	0- 0
2- 1	0- 0		0- 0		CONFERENCE		0- 0		1- 0	1- 1
2- 0	0- 0		0- 0		HOME		0- 0		1- 0	1- 0
0- 1	0- 0		0- 0		AWAY		0- 0		0- 0	0- 1
0- 0	0- 0		0- 0		NEUTRAL		0- 0		0- 0	0- 0

RPI 1-25				RPI 26-50				RPI 51-100				RPI 101+				Team's RPI: 190	
RPI	S	Opponent	Score	RPI	S	Opponent	Score	RPI	S	Opponent	Score	RPI	S	Opponent	Score		
								54	H	Minnesota	53 70	104	H	Colgate	63 61		
								62	N	Buffalo	55 73	116	A	Ohio	69 81		
								65	H	Villanova	76 54	126	H	George Washington	66 53		
												131	A	Saint Joseph's	51 72		
												158	A	George Mason	55 73		
												203	A	Boston U.	44 59		
												243	A	Towson	60 63		
												268	H	Army West Point	73 57		
												286	H	High Point	56 48		
												292	A	Radford	59 55		
LAST 10 Division I																	
				203	A	Boston U.	44 59	268	H	Army West Point	73 57						
				104	H	Colgate	63 61	62	N	Buffalo	55 73						
				126	H	George Washington	66 53	131	A	Saint Joseph's	51 72						
				292	A	Radford	59 55	243	A	Towson	60 63						
				54	H	Minnesota	53 70	158	A	George Mason	55 73						

Non-Div I Games:

American

■ Loss, ■ Non-Conf, S Site, H Home A Away N Neutral

Appalachian St.

Through Games Of Jan. 10, 2020

Average RPI Win:	312	WON-LOST	WINNING	LAST 10	STRENGTH OF	OPP. STRENGTH	TEAM	ADJ.	CONF.	ADJ CONF.
Average RPI Loss:	131	RECORD	PCT. RANK	GAMES	SCHEDULE	OF SCHEDULE	RPI	RPI	RPI	RPI
DIV. I ONLY	3- 11	303	3-7	211	144	283	283	23	23	
DIV. I NON-CONF.	3- 8	268	3-4	241	120	274	274	22	22	
TOTALS	RPI 1-25	RPI 26-50	W-L RECORDS	RPI 51-100	RPI 101-150	RPI 150+				
3- 11	0- 1	0- 0	OVERALL	0- 3	0- 3	3- 4				
1- 3	0- 0	0- 0	HOME	0- 0	0- 1	1- 2				
1- 7	0- 1	0- 0	AWAY	0- 3	0- 1	1- 2				
1- 1	0- 0	0- 0	NEUTRAL	0- 0	0- 1	1- 0				
3- 8	0- 1	0- 0	NON-CONFERENCE	0- 2	0- 2	3- 3				
1- 2	0- 0	0- 0	HOME	0- 0	0- 0	1- 2				
1- 5	0- 1	0- 0	AWAY	0- 2	0- 1	1- 1				
1- 1	0- 0	0- 0	NEUTRAL	0- 0	0- 1	1- 0				
0- 3	0- 0	0- 0	CONFERENCE	0- 1	0- 1	0- 1				
0- 1	0- 0	0- 0	HOME	0- 0	0- 1	0- 0				
0- 2	0- 0	0- 0	AWAY	0- 1	0- 0	0- 1				
0- 0	0- 0	0- 0	NEUTRAL	0- 0	0- 0	0- 0				

RPI 1-25				RPI 26-50				RPI 51-100				RPI 101+ Team's RPI: 283			
RPI	S	Opponent	Score	RPI	S	Opponent	Score	RPI	S	Opponent	Score	RPI	S	Opponent	Score
4	A	South Carolina	50 92					52	A	Michigan	35 62	103	A	UNC Greensboro	47 54
								58	A	Troy	55 84	115	H	UT Arlington	60 82
								90	A	Elon	66 67	147	N	Bethune-Cookman	44 61
												163	A	VCU	38 66
												205	H	Gardner-Webb	56 67
												219	H	ETSU	61 67
												282	A	South Alabama	66 81
												294	A	Wofford	54 51
												317	H	Mercer	77 68
												326	N	Canisius	74 57
LAST 10 Division I															
58	A	Troy	55 84	115	H	UT Arlington	60 82								
282	A	South Alabama	66 81	52	A	Michigan	35 62								
103	A	UNC Greensboro	47 54	294	A	Wofford	54 51								
326	N	Canisius	74 57	317	H	Mercer	77 68								
147	N	Bethune-Cookman	44 61	219	H	ETSU	61 67								

Non-Div I Games:

Appalachian St.

■ Loss,
 ■ Non-Conf, S Site,
 ■ Home
 ■ Away
 N Neutral

Average RPI Win:	197	WON-LOST	WINNING	LAST 10	STRENGTH OF	OPP. STRENGTH	TEAM	ADJ.	CONF.	ADJ CONF.
Average RPI Loss:	4	RECORD	PCT. RANK	GAMES	SCHEDULE	OF SCHEDULE	RPI	RPI	RPI	RPI
DIV. I ONLY	13- 2	21	8-2	137	105	40	40	1	1	
DIV. I NON-CONF.	11- 0	1	6-0	309	217	65	65	1	1	
TOTALS	RPI 1-25	RPI 26-50	W-L RECORDS	RPI 51-100	RPI 101-150	RPI 150+				
13- 2	0- 2	1- 0	OVERALL	2- 0	2- 0	8- 0				
7- 1	0- 1	0- 0	HOME	0- 0	2- 0	5- 0				
6- 1	0- 1	1- 0	AWAY	2- 0	0- 0	3- 0				
0- 0	0- 0	0- 0	NEUTRAL	0- 0	0- 0	0- 0				
11- 0	0- 0	0- 0	NON-CONFERENCE	1- 0	2- 0	8- 0				
7- 0	0- 0	0- 0	HOME	0- 0	2- 0	5- 0				
4- 0	0- 0	0- 0	AWAY	1- 0	0- 0	3- 0				
0- 0	0- 0	0- 0	NEUTRAL	0- 0	0- 0	0- 0				
2- 2	0- 2	1- 0	CONFERENCE	1- 0	0- 0	0- 0				
0- 1	0- 1	0- 0	HOME	0- 0	0- 0	0- 0				
2- 1	0- 1	1- 0	AWAY	1- 0	0- 0	0- 0				
0- 0	0- 0	0- 0	NEUTRAL	0- 0	0- 0	0- 0				

RPI 1-25				RPI 26-50				Team's RPI: 40				RPI 51-100				RPI 101+			
RPI	S	Opponent	Score	RPI	S	Opponent	Score	RPI	S	Opponent	Score	RPI	S	Opponent	Score	RPI	S	Opponent	Score
2	H	Oregon St.	61 63	43	A	Arizona St.	58 53	76	A	Texas	83 58	113	H	Santa Clara	65 52				
6	A	UCLA	58 70					97	A	Southern California	65 57	139	H	North Dakota	74 42				
												173	A	Montana	77 42				
												179	A	UTEP	54 43				
												230	H	UC Riverside	70 27				
												241	H	Monmouth	86 34				
												287	H	UC Santa Barbara	61 42				
												306	H	Prairie View	83 48				
												336	H	Tennessee St.	77 42				
												347	A	Chicago St.	82 50				
LAST 10 Division I																			
6	A	UCLA	58 70	2	H	Oregon St.	61 63	97	A	Southern California	65 57	179	A	UTEP	54 43				
43	A	Arizona St.	58 53	241	H	Monmouth	86 34					230	H	UC Riverside	70 27				
287	H	UC Santa Barbara	61 42	173	A	Montana	77 42												
336	H	Tennessee St.	77 42																

Non-Div I Games:

Arizona

Loss, Non-Conf, S Site, H Home A Away N Neutral

Average RPI Win:	185	WON-LOST	WINNING	LAST 10	STRENGTH OF	OPP. STRENGTH	TEAM	ADJ.	CONF.	ADJ CONF.
Average RPI Loss:	31	RECORD	PCT. RANK	GAMES	SCHEDULE	OF SCHEDULE	RPI	RPI	RPI	RPI
DIV. I ONLY	12- 4	55	8-2	66	59	43	43	1	1	
DIV. I NON-CONF.	10- 2	31	6-0	220	98	66	66	1	1	
TOTALS	RPI 1-25	RPI 26-50	W-L RECORDS	RPI 51-100	RPI 101-150	RPI 150+				
12- 4	2- 2	1- 1	OVERALL	1- 1	1- 0	7- 0				
8- 1	2- 0	0- 1	HOME	0- 0	1- 0	5- 0				
2- 2	0- 1	0- 0	AWAY	1- 1	0- 0	1- 0				
2- 1	0- 1	1- 0	NEUTRAL	0- 0	0- 0	1- 0				
10- 2	1- 1	1- 0	NON-CONFERENCE	0- 1	1- 0	7- 0				
7- 0	1- 0	0- 0	HOME	0- 0	1- 0	5- 0				
1- 1	0- 0	0- 0	AWAY	0- 1	0- 0	1- 0				
2- 1	0- 1	1- 0	NEUTRAL	0- 0	0- 0	1- 0				
2- 2	1- 1	0- 1	CONFERENCE	1- 0	0- 0	0- 0				
1- 1	1- 0	0- 1	HOME	0- 0	0- 0	0- 0				
1- 1	0- 1	0- 0	AWAY	1- 0	0- 0	0- 0				
0- 0	0- 0	0- 0	NEUTRAL	0- 0	0- 0	0- 0				

RPI 1-25				RPI 26-50				Team's RPI: 43	RPI 51-100				RPI 101+			
RPI	S	Opponent	Score	RPI	S	Opponent	Score		RPI	S	Opponent	Score	RPI	S	Opponent	Score
6	A	UCLA	66 68	40	H	Arizona	53 58		54	A	Minnesota	66 80	125	H	BYU	60 52
13	H	Creighton	70 55	47	N	Middle Tenn.	61 60		97	A	Southern California	63 54	172	H	New Mexico	84 47
14	H	Oregon	72 66										260	N	Maine	57 31
23	N	Purdue	52 59										268	H	Army West Point	83 51
													279	H	Idaho St.	74 69
													296	A	New Mexico St.	70 47
													316	H	Air Force	87 56
													328	H	Cal Poly	66 41
LAST 10 Division I																
97	A	Southern California	63 54	14	H	Oregon	72 66									
6	A	UCLA	66 68	172	H	New Mexico	84 47									
40	H	Arizona	53 58	279	H	Idaho St.	74 69									
13	H	Creighton	70 55	125	H	BYU	60 52									
296	A	New Mexico St.	70 47	47	N	Middle Tenn.	61 60									

Non-Div I Games:

Arizona St.

Loss, Non-Conf, S Site, H Home A Away N Neutral

Average RPI Win:	350	WON-LOST	WINNING	LAST 10	STRENGTH OF	OPP. STRENGTH	TEAM	ADJ.	CONF.	ADJ CONF.
Average RPI Loss:	141	RECORD	PCT. RANK	GAMES	SCHEDULE	OF SCHEDULE	RPI	RPI	RPI	RPI
DIV. I ONLY	1- 9	331	1-9	116	272	266	266	29	29	
DIV. I NON-CONF.	0- 9	338	0-9	57	238	305	305	28	28	
TOTALS	RPI 1-25	RPI 26-50	W-L RECORDS	RPI 51-100	RPI 101-150	RPI 150+				
1- 9	0- 0	0- 0	OVERALL	0- 3	0- 2	1- 4				
0- 0	0- 0	0- 0	HOME	0- 0	0- 0	0- 0				
1- 9	0- 0	0- 0	AWAY	0- 3	0- 2	1- 4				
0- 0	0- 0	0- 0	NEUTRAL	0- 0	0- 0	0- 0				
0- 9	0- 0	0- 0	NON-CONFERENCE	0- 3	0- 2	0- 4				
0- 0	0- 0	0- 0	HOME	0- 0	0- 0	0- 0				
0- 9	0- 0	0- 0	AWAY	0- 3	0- 2	0- 4				
0- 0	0- 0	0- 0	NEUTRAL	0- 0	0- 0	0- 0				
1- 0	0- 0	0- 0	CONFERENCE	0- 0	0- 0	1- 0				
0- 0	0- 0	0- 0	HOME	0- 0	0- 0	0- 0				
1- 0	0- 0	0- 0	AWAY	0- 0	0- 0	1- 0				
0- 0	0- 0	0- 0	NEUTRAL	0- 0	0- 0	0- 0				

RPI 1-25				RPI 26-50				RPI 51-100				RPI 101+				Team's RPI: 266	
RPI	S	Opponent	Score	RPI	S	Opponent	Score	RPI	S	Opponent	Score	RPI	S	Opponent	Score		
								74	A	Washington St.	56	85	117	A	Coastal Caro.	69	76
								82	A	Iowa St.	40	90	140	A	Illinois	50	65
								91	A	Tennessee	51	92	152	A	Wichita St.	50	100
												164	A	Texas Tech	55	81	
												217	A	Arkansas St.	60	81	
												234	A	Milwaukee	55	69	
												350	A	Mississippi Val.	80	77	
LAST 10 Division I																	
				164	A	Texas Tech	55	81	350	A	Mississippi Val.	80	77				
				152	A	Wichita St.	50	100	91	A	Tennessee	51	92				
				217	A	Arkansas St.	60	81	140	A	Illinois	50	65				
				74	A	Washington St.	56	85	234	A	Milwaukee	55	69				
				82	A	Iowa St.	40	90	117	A	Coastal Caro.	69	76				

Non-Div I Games: Philander Smith 66 54

Ark.-Pine Bluff

■ Loss,
 ■ Non-Conf,
 ■ S Site,
 ■ Home
 ■ A Away
 N Neutral

Arkansas

Through Games Of Jan. 10, 2020

Average RPI Win:	174	WON-LOST	WINNING	LAST 10	STRENGTH OF	OPP. STRENGTH	TEAM	ADJ.	CONF.	ADJ CONF.
Average RPI Loss:	39	RECORD	PCT. RANK	GAMES	SCHEDULE	OF SCHEDULE	RPI	RPI	RPI	RPI
DIV. I ONLY	13- 3	38	8-2	118	49	44	44	4	4	
DIV. I NON-CONF.	12- 1	9	7-0	210	78	34	34	5	5	
TOTALS	RPI 1-25	RPI 26-50	W-L RECORDS	RPI 51-100	RPI 101-150	RPI 150+				
13- 3	0- 2	0- 0	OVERALL	4- 1	3- 0	6- 0				
10- 1	0- 1	0- 0	HOME	4- 0	0- 0	6- 0				
1- 2	0- 1	0- 0	AWAY	0- 1	1- 0	0- 0				
2- 0	0- 0	0- 0	NEUTRAL	0- 0	2- 0	0- 0				
12- 1	0- 0	0- 0	NON-CONFERENCE	4- 1	2- 0	6- 0				
10- 0	0- 0	0- 0	HOME	4- 0	0- 0	6- 0				
0- 1	0- 0	0- 0	AWAY	0- 1	0- 0	0- 0				
2- 0	0- 0	0- 0	NEUTRAL	0- 0	2- 0	0- 0				
1- 2	0- 2	0- 0	CONFERENCE	0- 0	1- 0	0- 0				
0- 1	0- 1	0- 0	HOME	0- 0	0- 0	0- 0				
1- 1	0- 1	0- 0	AWAY	0- 0	1- 0	0- 0				
0- 0	0- 0	0- 0	NEUTRAL	0- 0	0- 0	0- 0				

RPI 1-25				RPI 26-50		Team's RPI: 44		RPI 51-100				RPI 101+			
RPI	S	Opponent	Score	RPI	S	Opponent	Score	RPI	S	Opponent	Score	RPI	S	Opponent	Score
4	A	South Carolina	82 91					80	H	Belmont	91 60	101	N	Wisconsin	68 64
19	H	Texas A&M	77 84					86	H	Stony Brook	88 58	133	A	Auburn	86 70
								87	H	UT Martin	96 46	138	N	Fordham	71 59
								95	A	California	80 84	193	H	Little Rock	86 53
								96	H	New Orleans	82 52	206	H	Kansas St.	81 72
												215	H	Tulsa	91 41
												272	H	Oral Roberts	96 64
												314	H	McNeese	101 58
												341	H	Northwestern St.	99 39
LAST 10 Division I															
133	A	Auburn	86 70	4	A	South Carolina	82 91	215	H	Tulsa	91 41				
19	H	Texas A&M	77 84	206	H	Kansas St.	81 72	101	N	Wisconsin	68 64				
87	H	UT Martin	96 46	138	N	Fordham	71 59								
193	H	Little Rock	86 53												
341	H	Northwestern St.	99 39												

Non-Div I Games:

Arkansas

■ Loss,
 ■ Non-Conf,
 ■ S Site,
 ■ H Home
 ■ A Away
 N Neutral

Average RPI Win:	283	WON-LOST	WINNING	LAST 10	STRENGTH OF	OPP. STRENGTH	TEAM	ADJ.	CONF.	ADJ CONF.
Average RPI Loss:	144	RECORD	PCT. RANK	GAMES	SCHEDULE	OF SCHEDULE	RPI	RPI	RPI	RPI
DIV. I ONLY	4- 9	261	4-6	149	259	217	217	23	23	
DIV. I NON-CONF.	2- 8	295	2-5	117	252	254	254	22	22	
TOTALS	RPI 1-25	RPI 26-50	W-L RECORDS	RPI 51-100	RPI 101-150	RPI 150+				
4- 9	0- 2	0- 0	OVERALL	0- 1	0- 1	4- 5				
2- 1	0- 0	0- 0	HOME	0- 0	0- 0	2- 1				
2- 7	0- 2	0- 0	AWAY	0- 0	0- 1	2- 4				
0- 1	0- 0	0- 0	NEUTRAL	0- 1	0- 0	0- 0				
2- 8	0- 2	0- 0	NON-CONFERENCE	0- 1	0- 0	2- 5				
1- 1	0- 0	0- 0	HOME	0- 0	0- 0	1- 1				
1- 6	0- 2	0- 0	AWAY	0- 0	0- 0	1- 4				
0- 1	0- 0	0- 0	NEUTRAL	0- 1	0- 0	0- 0				
2- 1	0- 0	0- 0	CONFERENCE	0- 0	0- 1	2- 0				
1- 0	0- 0	0- 0	HOME	0- 0	0- 0	1- 0				
1- 1	0- 0	0- 0	AWAY	0- 0	0- 1	1- 0				
0- 0	0- 0	0- 0	NEUTRAL	0- 0	0- 0	0- 0				

RPI 1-25				RPI 26-50				RPI 51-100				RPI 101+ Team's RPI: 217			
RPI	S	Opponent	Score	RPI	S	Opponent	Score	RPI	S	Opponent	Score	RPI	S	Opponent	Score
9	A	DePaul	64 109					94	N	N.C. A&T	50 55	115	A	UT Arlington	44 71
20	A	Baylor	43 111									169	H	Southeast Mo. St.	67 79
												184	A	Memphis	50 78
												211	A	Murray St.	62 77
												215	A	Tulsa	77 79
												254	A	Texas St.	56 53
												266	H	Ark.-Pine Bluff	81 60
												281	A	Louisiana Tech	54 67
												291	A	San Diego St.	71 62
												320	H	Georgia St.	70 68
LAST 10 Division I															
254	A	Texas St.	56 53	320	H	Georgia St.	70 68								
115	A	UT Arlington	44 71	266	H	Ark.-Pine Bluff	81 60								
281	A	Louisiana Tech	54 67	291	A	San Diego St.	71 62								
20	A	Baylor	43 111	211	A	Murray St.	62 77								
184	A	Memphis	50 78	94	N	N.C. A&T	50 55								

Non-Div I Games: Central Baptist 88 63

Arkansas St.

■ Loss,
 ■ Non-Conf,
 ■ S Site,
 ■ H Home
 ■ A Away
 N Neutral

Army West Point

Through Games Of Jan. 10, 2020

Average RPI Win:	327	WON-LOST	WINNING	LAST 10	STRENGTH OF	OPP. STRENGTH	TEAM	ADJ.	CONF.	ADJ CONF.
Average RPI Loss:	135	RECORD	PCT. RANK	GAMES	SCHEDULE	OF SCHEDULE	RPI	RPI	RPI	RPI
DIV. I ONLY	4- 10	274	3-7	185	310	268	268	16	16	
DIV. I NON-CONF.	4- 7	225	3-4	235	321	270	270	16	16	
TOTALS	RPI 1-25	RPI 26-50	W-L RECORDS	RPI 51-100	RPI 101-150	RPI 150+				
4- 10	0- 0	0- 2	OVERALL	0- 2	0- 1	4- 5				
2- 4	0- 0	0- 1	HOME	0- 1	0- 0	2- 2				
2- 6	0- 0	0- 1	AWAY	0- 1	0- 1	2- 3				
0- 0	0- 0	0- 0	NEUTRAL	0- 0	0- 0	0- 0				
4- 7	0- 0	0- 2	NON-CONFERENCE	0- 1	0- 0	4- 4				
2- 3	0- 0	0- 1	HOME	0- 0	0- 0	2- 2				
2- 4	0- 0	0- 1	AWAY	0- 1	0- 0	2- 2				
0- 0	0- 0	0- 0	NEUTRAL	0- 0	0- 0	0- 0				
0- 3	0- 0	0- 0	CONFERENCE	0- 1	0- 1	0- 1				
0- 1	0- 0	0- 0	HOME	0- 1	0- 0	0- 0				
0- 2	0- 0	0- 0	AWAY	0- 0	0- 1	0- 1				
0- 0	0- 0	0- 0	NEUTRAL	0- 0	0- 0	0- 0				

RPI S	Opponent	Score	RPI S	Opponent	Score	RPI S	Opponent	Score	RPI S	Opponent	Score	Team's RPI: 268
38	H TCU	52 66	64	A St. John's (NY)	60 96	104	A Colgate	93 100	156	H Columbia	62 71	
43	A Arizona St.	51 83	88	H Bucknell	52 63	161	H William & Mary	65 77	190	A American	57 73	
						220	A Manhattan	56 86	284	A St. Francis Brooklyn	64 70	
						316	A Air Force	68 66	318	H Bryant	81 75	
						329	A Fairleigh Dickinson	70 68	346	H LIU Brooklyn	67 60	
LAST 10 Division I												
104	A Colgate	93 100	190	A American	57 73							
88	H Bucknell	52 63	346	H LIU Brooklyn	67 60							
318	H Bryant	81 75	329	A Fairleigh Dickinson	70 68							
220	A Manhattan	56 86	38	H TCU	52 66							
64	A St. John's (NY)	60 96	156	H Columbia	62 71							

Non-Div I Games:

Army West Point

Loss, Non-Conf, S Site, H Home A Away N Neutral

Average RPI Win:	214	WON-LOST	WINNING	LAST 10	STRENGTH OF	OPP. STRENGTH	TEAM	ADJ.	CONF.	ADJ CONF.
Average RPI Loss:	64	RECORD	PCT. RANK	GAMES	SCHEDULE	OF SCHEDULE	RPI	RPI	RPI	RPI
DIV. I ONLY	6- 8	214	4-6	43	91	133	133	4	4	
DIV. I NON-CONF.	6- 5	151	4-3	90	100	118	118	5	5	
TOTALS	RPI 1-25	RPI 26-50	W-L RECORDS	RPI 51-100	RPI 101-150	RPI 150+				
6- 8	0- 0	0- 5	OVERALL	0- 1	3- 2	3- 0				
4- 3	0- 0	0- 1	HOME	0- 1	2- 1	2- 0				
1- 3	0- 0	0- 2	AWAY	0- 0	0- 1	1- 0				
1- 2	0- 0	0- 2	NEUTRAL	0- 0	1- 0	0- 0				
6- 5	0- 0	0- 3	NON-CONFERENCE	0- 1	3- 1	3- 0				
4- 1	0- 0	0- 0	HOME	0- 1	2- 0	2- 0				
1- 2	0- 0	0- 1	AWAY	0- 0	0- 1	1- 0				
1- 2	0- 0	0- 2	NEUTRAL	0- 0	1- 0	0- 0				
0- 3	0- 0	0- 2	CONFERENCE	0- 0	0- 1	0- 0				
0- 2	0- 0	0- 1	HOME	0- 0	0- 1	0- 0				
0- 1	0- 0	0- 1	AWAY	0- 0	0- 0	0- 0				
0- 0	0- 0	0- 0	NEUTRAL	0- 0	0- 0	0- 0				

RPI S	Opponent	Score	RPI S	Opponent	Score	RPI S	Opponent	Score	RPI S	Opponent	Score	Team's RPI: 133
28	N Drake	82 83	51	H Old Dominion	77 89	119	N Dayton	76 74				
38	A TCU	65 80				121	H Florida	63 83				
44	H Arkansas	70 86				131	H Saint Joseph's	66 62				
47	N Middle Tenn.	50 73				135	A UAB	75 80				
50	A Vanderbilt	55 77				147	H Bethune-Cookman	74 56				
						282	A South Alabama	82 62				
						294	H Wofford	84 82				
						308	H Jacksonville St.	62 53				
LAST 10 Division I												
44	H Arkansas	70 86	121	H Florida	63 83							
50	A Vanderbilt	55 77	282	A South Alabama	82 62							
308	H Jacksonville St.	62 53	28	N Drake	82 83							
147	H Bethune-Cookman	74 56	119	N Dayton	76 74							
38	A TCU	65 80	47	N Middle Tenn.	50 73							

Non-Div I Games:

Auburn

■ Loss,
 ■ Non-Conf,
 ■ S Site,
 ■ H Home
 ■ A Away
 N Neutral

Average RPI Win:	246	WON-LOST	WINNING	LAST 10	STRENGTH OF	OPP. STRENGTH	TEAM	ADJ.	CONF.	ADJ CONF.
Average RPI Loss:	115	RECORD	PCT. RANK	GAMES	SCHEDULE	OF SCHEDULE	RPI	RPI	RPI	RPI
DIV. I ONLY	7- 5	128	6-4	212	295	145	145	18	18	
DIV. I NON-CONF.	7- 2	56	6-1	249	292	80	80	21	21	
TOTALS	RPI 1-25	RPI 26-50	W-L RECORDS	RPI 51-100	RPI 101-150	RPI 150+				
7- 5	0- 1	0- 0	OVERALL	1- 1	1- 1	5- 2				
2- 2	0- 0	0- 0	HOME	1- 1	0- 0	1- 1				
4- 3	0- 1	0- 0	AWAY	0- 0	0- 1	4- 1				
1- 0	0- 0	0- 0	NEUTRAL	0- 0	1- 0	0- 0				
7- 2	0- 1	0- 0	NON-CONFERENCE	1- 0	1- 1	5- 0				
2- 0	0- 0	0- 0	HOME	1- 0	0- 0	1- 0				
4- 2	0- 1	0- 0	AWAY	0- 0	0- 1	4- 0				
1- 0	0- 0	0- 0	NEUTRAL	0- 0	1- 0	0- 0				
0- 3	0- 0	0- 0	CONFERENCE	0- 1	0- 0	0- 2				
0- 2	0- 0	0- 0	HOME	0- 1	0- 0	0- 1				
0- 1	0- 0	0- 0	AWAY	0- 0	0- 0	0- 1				
0- 0	0- 0	0- 0	NEUTRAL	0- 0	0- 0	0- 0				

RPI 1-25				RPI 26-50				RPI 51-100				RPI 101+ Team's RPI: 145			
RPI	S	Opponent	Score	RPI	S	Opponent	Score	RPI	S	Opponent	Score	RPI	S	Opponent	Score
18	A	Kentucky	52 81					87	H	UT Martin	61 69	140	A	Illinois	62 76
								89	H	Illinois St.	77 72	149	N	Binghamton	80 63
												160	A	Tennessee Tech	49 58
												169	H	Southeast Mo. St.	66 79
												224	A	Chattanooga	50 49
												265	A	Alabama A&M	67 61
												315	A	FIU	58 56
												331	H	Evansville	80 64
												350	A	Mississippi Val.	100 82
LAST 10 Division I															
				87	H	UT Martin	61 69	160	A	Tennessee Tech	49 58				
				169	H	Southeast Mo. St.	66 79	265	A	Alabama A&M	67 61				
				89	H	Illinois St.	77 72	18	A	Kentucky	52 81				
				315	A	FIU	58 56	224	A	Chattanooga	50 49				
				149	N	Binghamton	80 63	331	H	Evansville	80 64				

Non-Div I Games: Christian Bros. 82 62 Ky. Wesleyan 103 70

Austin Peay

Loss, Non-Conf, S Site, H Home A Away N Neutral

Average RPI Win:	244	WON-LOST	WINNING	LAST 10	STRENGTH OF	OPP. STRENGTH	TEAM	ADJ.	CONF.	ADJ CONF.
Average RPI Loss:	76	RECORD	PCT. RANK	GAMES	SCHEDULE	OF SCHEDULE	RPI	RPI	RPI	RPI
DIV. I ONLY	6- 7	192	4-6	71	136	125	125	11	11	
DIV. I NON-CONF.	4- 5	195	2-4	60	148	119	119	11	11	
TOTALS	RPI 1-25	RPI 26-50	W-L RECORDS	RPI 51-100	RPI 101-150	RPI 150+				
6- 7	0- 2	0- 1	OVERALL	0- 1	1- 2	5- 1				
2- 3	0- 1	0- 0	HOME	0- 0	0- 1	2- 1				
3- 3	0- 0	0- 1	AWAY	0- 1	1- 1	2- 0				
1- 1	0- 1	0- 0	NEUTRAL	0- 0	0- 0	1- 0				
4- 5	0- 1	0- 1	NON-CONFERENCE	0- 1	1- 2	3- 0				
2- 1	0- 0	0- 0	HOME	0- 0	0- 1	2- 0				
1- 3	0- 0	0- 1	AWAY	0- 1	1- 1	0- 0				
1- 1	0- 1	0- 0	NEUTRAL	0- 0	0- 0	1- 0				
2- 2	0- 1	0- 0	CONFERENCE	0- 0	0- 0	2- 1				
0- 2	0- 1	0- 0	HOME	0- 0	0- 0	0- 1				
2- 0	0- 0	0- 0	AWAY	0- 0	0- 0	2- 0				
0- 0	0- 0	0- 0	NEUTRAL	0- 0	0- 0	0- 0				

RPI 1-25				RPI 26-50				RPI 51-100				RPI 101+ Team's RPI: 125			
RPI	S	Opponent	Score	RPI	S	Opponent	Score	RPI	S	Opponent	Score	RPI	S	Opponent	Score
2	N	Oregon St.	34 65	43	A	Arizona St.	52 60	74	A	Washington St.	50 67	106	A	Boise St.	55 66
8	H	Gonzaga	43 55									123	A	Fresno St.	71 65
												142	H	Utah	73 77
												157	H	Portland	48 57
												195	N	San Jose St.	75 56
												238	A	Pepperdine	65 47
												271	A	LMU (CA)	59 44
												293	H	Utah St.	67 50
												343	H	Utah Valley	71 57
LAST 10 Division I															
8	H	Gonzaga	43 55	157	H	Portland	48 57								
238	A	Pepperdine	65 47	343	H	Utah Valley	71 57								
271	A	LMU (CA)	59 44	106	A	Boise St.	55 66								
2	N	Oregon St.	34 65	43	A	Arizona St.	52 60								
195	N	San Jose St.	75 56	142	H	Utah	73 77								

Non-Div I Games: Tex. A&M-Kingsville90 38

BYU

Average RPI Win:	182	WON-LOST	WINNING	LAST 10	STRENGTH OF	OPP. STRENGTH	TEAM	ADJ.	CONF.	ADJ CONF.
Average RPI Loss:	87	RECORD	PCT. RANK	GAMES	SCHEDULE	OF SCHEDULE	RPI	RPI	RPI	RPI
DIV. I ONLY	9- 4	73	8-2	151	113	79	79	10	10	
DIV. I NON-CONF.	7- 4	100	6-2	156	131	89	89	10	10	
TOTALS	RPI 1-25	RPI 26-50	W-L RECORDS	RPI 51-100	RPI 101-150	RPI 150+				
9- 4	0- 0	0- 1	OVERALL	1- 1	3- 2	5- 0				
3- 1	0- 0	0- 1	HOME	0- 0	2- 0	1- 0				
3- 2	0- 0	0- 0	AWAY	0- 1	0- 1	3- 0				
3- 1	0- 0	0- 0	NEUTRAL	1- 0	1- 1	1- 0				
7- 4	0- 0	0- 1	NON-CONFERENCE	1- 1	2- 2	4- 0				
2- 1	0- 0	0- 1	HOME	0- 0	1- 0	1- 0				
2- 2	0- 0	0- 0	AWAY	0- 1	0- 1	2- 0				
3- 1	0- 0	0- 0	NEUTRAL	1- 0	1- 1	1- 0				
2- 0	0- 0	0- 0	CONFERENCE	0- 0	1- 0	1- 0				
1- 0	0- 0	0- 0	HOME	0- 0	1- 0	0- 0				
1- 0	0- 0	0- 0	AWAY	0- 0	0- 0	1- 0				
0- 0	0- 0	0- 0	NEUTRAL	0- 0	0- 0	0- 0				

RPI 1-25				RPI 26-50				RPI 51-100				Team's RPI: 79	RPI 101+			
RPI	S	Opponent	Score	RPI	S	Opponent	Score	RPI	S	Opponent	Score		RPI	S	Opponent	Score
				49	H	Western Ky.	86 91						101	N	Wisconsin	56 67
								68	A	IUPUI	48 65		114	N	Providence	52 51
								92	N	Lehigh	54 52		129	H	Kent St.	66 62
													130	A	Cincinnati	56 63
													134	H	Butler	74 70
													172	A	New Mexico	70 57
													176	A	Bowling Green	86 80
													228	H	Xavier	70 49
													271	N	LMU (CA)	77 72
													324	A	Purdue Fort Wayne	83 52
LAST 10 Division I																
				129	H	Kent St.	66 62	176	A	Bowling Green	86 80					
				172	A	New Mexico	70 57	101	N	Wisconsin	56 67					
				114	N	Providence	52 51	92	N	Lehigh	54 52					
				271	N	LMU (CA)	77 72	134	H	Butler	74 70					
				49	H	Western Ky.	86 91	228	H	Xavier	70 49					

Non-Div I Games: Urbana 84 49

Ball St.

■ Loss,
 ■ Non-Conf,
 ■ S Site,
 ■ H Home
 ■ A Away
 N Neutral

Average RPI Win:	159	WON-LOST	WINNING	LAST 10	STRENGTH OF	OPP. STRENGTH	TEAM	ADJ.	CONF.	ADJ CONF.
Average RPI Loss:	4	RECORD	PCT. RANK	GAMES	SCHEDULE	OF SCHEDULE	RPI	RPI	RPI	RPI
DIV. I ONLY	12- 1	9	9-1	104	8	20	20	5	5	
DIV. I NON-CONF.	11- 1	13	8-1	114	14	21	21	4	4	
TOTALS	RPI 1-25	RPI 26-50	W-L RECORDS	RPI 51-100	RPI 101-150	RPI 150+				
12- 1	2- 1	1- 0	OVERALL	3- 0	0- 0	6- 0				
8- 0	0- 0	0- 0	HOME	2- 0	0- 0	6- 0				
2- 0	1- 0	1- 0	AWAY	0- 0	0- 0	0- 0				
2- 1	1- 1	0- 0	NEUTRAL	1- 0	0- 0	0- 0				
11- 1	2- 1	0- 0	NON-CONFERENCE	3- 0	0- 0	6- 0				
8- 0	0- 0	0- 0	HOME	2- 0	0- 0	6- 0				
1- 0	1- 0	0- 0	AWAY	0- 0	0- 0	0- 0				
2- 1	1- 1	0- 0	NEUTRAL	1- 0	0- 0	0- 0				
1- 0	0- 0	1- 0	CONFERENCE	0- 0	0- 0	0- 0				
0- 0	0- 0	0- 0	HOME	0- 0	0- 0	0- 0				
1- 0	0- 0	1- 0	AWAY	0- 0	0- 0	0- 0				
0- 0	0- 0	0- 0	NEUTRAL	0- 0	0- 0	0- 0				

RPI 1-25				RPI 26-50				RPI 51-100				RPI 101+			
RPI	S	Opponent	Score	RPI	S	Opponent	Score	RPI	S	Opponent	Score	RPI	S	Opponent	Score
3	A	UConn	74 58	42	A	Oklahoma	77 56	74	N	Washington St.	89 66	177	H	Lamar University	90 28
4	N	South Carolina	59 74					75	H	Georgia	72 38	217	H	Arkansas St.	111 43
10	N	Indiana	77 62					98	H	South Fla.	58 46	276	H	Morehead St.	94 47
												304	H	Houston Baptist	112 42
												312	H	Grambling	120 46
												321	H	New Hampshire	97 29
LAST 10 Division I															
42	A	Oklahoma	77 56	3	A	UConn	74 58								
276	H	Morehead St.	94 47	10	N	Indiana	77 62								
217	H	Arkansas St.	111 43	74	N	Washington St.	89 66								
75	H	Georgia	72 38	177	H	Lamar University	90 28								
4	N	South Carolina	59 74	98	H	South Fla.	58 46								

Non-Div I Games:

Baylor

Belmont

Through Games Of Jan. 10, 2020

Average RPI Win:	188	WON-LOST	WINNING	LAST 10	STRENGTH OF	OPP. STRENGTH	TEAM	ADJ.	CONF.	ADJ CONF.
Average RPI Loss:	58	RECORD	PCT. RANK	GAMES	SCHEDULE	OF SCHEDULE	RPI	RPI	RPI	RPI
DIV. I ONLY	8- 6	136	5-5	69	89	80	80	18	18	
DIV. I NON-CONF.	5- 6	187	2-5	54	16	95	95	21	21	
TOTALS	RPI 1-25	RPI 26-50	W-L RECORDS	RPI 51-100	RPI 101-150	RPI 150+				
8- 6	0- 0	1- 5	OVERALL	1- 0	0- 0	6- 1				
6- 0	0- 0	1- 0	HOME	1- 0	0- 0	4- 0				
2- 4	0- 0	0- 3	AWAY	0- 0	0- 0	2- 1				
0- 2	0- 0	0- 2	NEUTRAL	0- 0	0- 0	0- 0				
5- 6	0- 0	1- 5	NON-CONFERENCE	1- 0	0- 0	3- 1				
4- 0	0- 0	1- 0	HOME	1- 0	0- 0	2- 0				
1- 4	0- 0	0- 3	AWAY	0- 0	0- 0	1- 1				
0- 2	0- 0	0- 2	NEUTRAL	0- 0	0- 0	0- 0				
3- 0	0- 0	0- 0	CONFERENCE	0- 0	0- 0	3- 0				
2- 0	0- 0	0- 0	HOME	0- 0	0- 0	2- 0				
1- 0	0- 0	0- 0	AWAY	0- 0	0- 0	1- 0				
0- 0	0- 0	0- 0	NEUTRAL	0- 0	0- 0	0- 0				

RPI 1-25			RPI 26-50			RPI 51-100			Team's RPI: 80			RPI 101+			
RPI	S	Opponent	Score	RPI	S	Opponent	Score	RPI	S	Opponent	Score	RPI	S	Opponent	Score
				26	N	Virginia Tech	58 60	53	H	UCF	72 37	169	A	Southeast Mo. St.	57 45
				27	N	Maryland	26 90					175	A	Toledo	48 53
				29	A	Marquette	51 53					212	H	Northern Ky.	62 45
				44	A	Arkansas	60 91					224	H	Chattanooga	63 50
				47	H	Middle Tenn.	68 57					245	A	Lipscomb	69 68
				49	A	Western Ky.	46 77					253	H	Eastern Ill.	69 45
												303	H	SIUE	69 48
LAST 10 Division I															
				253	H	Eastern Ill.	69 45	169	A	Southeast Mo. St.	57 45				
				303	H	SIUE	69 48	175	A	Toledo	48 53				
				29	A	Marquette	51 53	27	N	Maryland	26 90				
				47	H	Middle Tenn.	68 57	26	N	Virginia Tech	58 60				
				245	A	Lipscomb	69 68	44	A	Arkansas	60 91				

Non-Div I Games:

Belmont

Loss, Non-Conf, S Site, H Home A Away N Neutral

Bethune-Cookman

Through Games Of Jan. 10, 2020

Average RPI Win:	266	WON-LOST	WINNING	LAST 10	STRENGTH OF	OPP. STRENGTH	TEAM	ADJ.	CONF.	ADJ CONF.
Average RPI Loss:	100	RECORD	PCT. RANK	GAMES	SCHEDULE	OF SCHEDULE	RPI	RPI	RPI	RPI
DIV. I ONLY	7- 5	128	5-5	255	215	147	147	30	30	
DIV. I NON-CONF.	6- 4	122	4-4	281	200	164	164	31	31	
TOTALS	RPI 1-25	RPI 26-50	W-L RECORDS	RPI 51-100	RPI 101-150	RPI 150+				
7- 5	0- 0	0- 1	OVERALL	0- 2	0- 1	7- 1				
1- 2	0- 0	0- 1	HOME	0- 1	0- 0	1- 0				
5- 3	0- 0	0- 0	AWAY	0- 1	0- 1	5- 1				
1- 0	0- 0	0- 0	NEUTRAL	0- 0	0- 0	1- 0				
6- 4	0- 0	0- 1	NON-CONFERENCE	0- 2	0- 1	6- 0				
1- 2	0- 0	0- 1	HOME	0- 1	0- 0	1- 0				
4- 2	0- 0	0- 0	AWAY	0- 1	0- 1	4- 0				
1- 0	0- 0	0- 0	NEUTRAL	0- 0	0- 0	1- 0				
1- 1	0- 0	0- 0	CONFERENCE	0- 0	0- 0	1- 1				
0- 0	0- 0	0- 0	HOME	0- 0	0- 0	0- 0				
1- 1	0- 0	0- 0	AWAY	0- 0	0- 0	1- 1				
0- 0	0- 0	0- 0	NEUTRAL	0- 0	0- 0	0- 0				

RPI 1-25				RPI 26-50				RPI 51-100				RPI 101+				Team's RPI: 147	
RPI	S	Opponent	Score	RPI	S	Opponent	Score	RPI	S	Opponent	Score	RPI	S	Opponent	Score		
				35	H	Central Mich.	67 92	58	H	Troy	62 68	133	A	Auburn	56 74		
								85	A	Alabama	49 60	187	A	Norfolk St.	51 61		
												194	A	Howard	75 59		
												213	A	Jacksonville	53 52		
												226	A	Stetson	59 55		
												283	N	Appalachian St.	61 44		
												289	H	Ga. Southern	75 57		
												315	A	FIU	65 60		
												344	A	Charleston So.	81 41		
LAST 10 Division I																	
				187	A	Norfolk St.	51 61	194	A	Howard	75 59						
				35	H	Central Mich.	67 92	133	A	Auburn	56 74						
				226	A	Stetson	59 55	213	A	Jacksonville	53 52						
				283	N	Appalachian St.	61 44	58	H	Troy	62 68						
				85	A	Alabama	49 60	344	A	Charleston So.	81 41						

Non-Div I Games: Edward Waters 79 46 Palm Beach Atl. 68 45

Bethune-Cookman

■ Loss,
 ■ Non-Conf,
 ■ S Site,
 ■ H Home
 ■ A Away
 N Neutral

Binghamton

Through Games Of Jan. 10, 2020

Average RPI Win:	265	WON-LOST	WINNING	LAST 10	STRENGTH OF	OPP. STRENGTH	TEAM	ADJ.	CONF.	ADJ CONF.
Average RPI Loss:	162	RECORD	PCT. RANK	GAMES	SCHEDULE	OF SCHEDULE	RPI	RPI	RPI	RPI
DIV. I ONLY	11- 3	45	7-3	340	171	149	149	28	28	
DIV. I NON-CONF.	10- 2	31	6-2	333	133	130	130	29	29	
TOTALS	RPI 1-25	RPI 26-50	W-L RECORDS	RPI 51-100	RPI 101-150	RPI 150+				
11- 3	0- 0	0- 1	OVERALL	0- 0	1- 1	10- 1				
5- 0	0- 0	0- 0	HOME	0- 0	0- 0	5- 0				
5- 2	0- 0	0- 1	AWAY	0- 0	1- 0	4- 1				
1- 1	0- 0	0- 0	NEUTRAL	0- 0	0- 1	1- 0				
10- 2	0- 0	0- 1	NON-CONFERENCE	0- 0	1- 1	9- 0				
5- 0	0- 0	0- 0	HOME	0- 0	0- 0	5- 0				
4- 1	0- 0	0- 1	AWAY	0- 0	1- 0	3- 0				
1- 1	0- 0	0- 0	NEUTRAL	0- 0	0- 1	1- 0				
1- 1	0- 0	0- 0	CONFERENCE	0- 0	0- 0	1- 1				
0- 0	0- 0	0- 0	HOME	0- 0	0- 0	0- 0				
1- 1	0- 0	0- 0	AWAY	0- 0	0- 0	1- 1				
0- 0	0- 0	0- 0	NEUTRAL	0- 0	0- 0	0- 0				

RPI 1-25			RPI 26-50			RPI 51-100			RPI 101+			Team's RPI: 149
RPI	S	Opponent	Score	RPI	S	Opponent	Score	RPI	S	Opponent	Score	
				31	A	Miami (FL)	56 79					
								141	A	Cornell	59 56	
								145	N	Austin Peay	63 80	
								188	H	Eastern Mich.	78 67	
								227	A	Delaware St.	75 66	
								246	H	Lafayette	74 64	
								252	H	Niagara	74 55	
								278	H	St. Bonaventure	78 67	
								309	A	UMBC	61 43	
								310	A	Albany (NY)	53 56	
								311	H	NJIT	75 40	
								312	N	Grambling	88 67	
								323	A	Siena	89 62	
								329	A	Fairleigh Dickinson	60 48	
LAST 10 Division I												
				310	A	Albany (NY)	53 56	309	A	UMBC	61 43	
				311	H	NJIT	75 40	141	A	Cornell	59 56	
				312	N	Grambling	88 67	188	H	Eastern Mich.	78 67	
				145	N	Austin Peay	63 80	278	H	St. Bonaventure	78 67	
				31	A	Miami (FL)	56 79	329	A	Fairleigh Dickinson	60 48	

Non-Div I Games: Bloomsburg 70 45

Binghamton

Loss, Non-Conf, S Site, H Home A Away N Neutral

Average RPI Win:	228	WON-LOST	WINNING	LAST 10	STRENGTH OF	OPP. STRENGTH	TEAM	ADJ.	CONF.	ADJ CONF.
Average RPI Loss:	91	RECORD	PCT. RANK	GAMES	SCHEDULE	OF SCHEDULE	RPI	RPI	RPI	RPI
DIV. I ONLY	9- 6	112	7-3	128	149	106	106	21	21	
DIV. I NON-CONF.	6- 4	122	4-1	87	55	85	85	25	25	
TOTALS	RPI 1-25	RPI 26-50	W-L RECORDS	RPI 51-100	RPI 101-150	RPI 150+				
9- 6	0- 2	0- 1	OVERALL	0- 1	2- 0	7- 2				
6- 2	0- 1	0- 0	HOME	0- 1	1- 0	5- 0				
3- 4	0- 1	0- 1	AWAY	0- 0	1- 0	2- 2				
0- 0	0- 0	0- 0	NEUTRAL	0- 0	0- 0	0- 0				
6- 4	0- 2	0- 1	NON-CONFERENCE	0- 1	2- 0	4- 0				
4- 2	0- 1	0- 0	HOME	0- 1	1- 0	3- 0				
2- 2	0- 1	0- 1	AWAY	0- 0	1- 0	1- 0				
0- 0	0- 0	0- 0	NEUTRAL	0- 0	0- 0	0- 0				
3- 2	0- 0	0- 0	CONFERENCE	0- 0	0- 0	3- 2				
2- 0	0- 0	0- 0	HOME	0- 0	0- 0	2- 0				
1- 2	0- 0	0- 0	AWAY	0- 0	0- 0	1- 2				
0- 0	0- 0	0- 0	NEUTRAL	0- 0	0- 0	0- 0				

RPI 1-25				RPI 26-50				RPI 51-100				RPI 101+ Team's RPI: 106			
RPI	S	Opponent	Score	RPI	S	Opponent	Score	RPI	S	Opponent	Score	RPI	S	Opponent	Score
1	H	Missouri St.	69 72	38	A	TCU	65 77	74	H	Washington St.	68 80	125	H	BYU	66 55
5	A	Louisville	82 98									135	A	UAB	83 81
												172	H	New Mexico	83 82
												199	H	Portland St.	82 57
												214	A	Wyoming	68 73
												216	A	UNLV	65 66
												233	A	Colorado St.	72 69
												238	H	Pepperdine	76 74
												295	A	Eastern Wash.	63 61
												313	H	Nevada	54 40
												343	H	Utah Valley	77 69
LAST 10 Division I															
313	H	Nevada	54 40	216	A	UNLV	65 66								
214	A	Wyoming	68 73	233	A	Colorado St.	72 69								
238	H	Pepperdine	76 74	172	H	New Mexico	83 82								
295	A	Eastern Wash.	63 61	38	A	TCU	65 77								
125	H	BYU	66 55	343	H	Utah Valley	77 69								

Non-Div I Games: Lewis-Clark St. 88 34 Western Ore. 75 32

Boise St.

■ Loss,
■ Non-Conf, S Site,
■ Home
■ Away
N Neutral

Boston College

Through Games Of Jan. 10, 2020

Average RPI Win:	211	WON-LOST	WINNING	LAST 10	STRENGTH OF	OPP. STRENGTH	TEAM	ADJ.	CONF.	ADJ CONF.
Average RPI Loss:	56	RECORD	PCT. RANK	GAMES	SCHEDULE	OF SCHEDULE	RPI	RPI	RPI	RPI
DIV. I ONLY	9- 6	112	6-4	117	57	81	81	3	3	
DIV. I NON-CONF.	7- 4	100	4-2	93	128	74	74	2	2	
TOTALS	RPI 1-25	RPI 26-50	W-L RECORDS	RPI 51-100	RPI 101-150	RPI 150+				
9- 6	0- 2	0- 2	OVERALL	0- 1	2- 1	7- 0				
5- 1	0- 1	0- 0	HOME	0- 0	0- 0	5- 0				
3- 4	0- 1	0- 1	AWAY	0- 1	1- 1	2- 0				
1- 1	0- 0	0- 1	NEUTRAL	0- 0	1- 0	0- 0				
7- 4	0- 1	0- 1	NON-CONFERENCE	0- 1	1- 1	6- 0				
5- 0	0- 0	0- 0	HOME	0- 0	0- 0	5- 0				
1- 3	0- 1	0- 0	AWAY	0- 1	0- 1	1- 0				
1- 1	0- 0	0- 1	NEUTRAL	0- 0	1- 0	0- 0				
2- 2	0- 1	0- 1	CONFERENCE	0- 0	1- 0	1- 0				
0- 1	0- 1	0- 0	HOME	0- 0	0- 0	0- 0				
2- 1	0- 0	0- 1	AWAY	0- 0	1- 0	1- 0				
0- 0	0- 0	0- 0	NEUTRAL	0- 0	0- 0	0- 0				

RPI 1-25				RPI 26-50				RPI 51-100				Team's RPI: 81	RPI 101+			
RPI	S	Opponent	Score	RPI	S	Opponent	Score	RPI	S	Opponent	Score		RPI	S	Opponent	Score
15	H	NC State	54 72	45	A	Duke	73 85	100	A	Holy Cross	71 80		114	A	Providence	60 76
17	A	Northwestern	63 66	46	N	Charlotte	68 84						124	A	Notre Dame	75 65
													150	N	Tulane	89 76
													163	H	VCU	87 52
													192	H	Rhode Island	66 55
													203	A	Boston U.	88 57
													227	H	Delaware St.	109 69
													267	H	UMass Lowell	89 46
													284	H	St. Francis Brooklyn	106 69
													285	A	Pittsburgh	79 70
LAST 10 Division I																
285	A	Pittsburgh	79 70	124	A	Notre Dame	75 65									
15	H	NC State	54 72	17	A	Northwestern	63 66									
227	H	Delaware St.	109 69	150	N	Tulane	89 76									
203	A	Boston U.	88 57	46	N	Charlotte	68 84									
45	A	Duke	73 85	163	H	VCU	87 52									

Non-Div I Games:

Boston College

Loss, Non-Conf, S Site, H Home A Away N Neutral

Season 01				Through Games Of Jan. 10, 1910						
Average RPI Win:	247	WON-LOST	WINNING	LAST 10	STRENGTH OF	OPP. STRENGTH	TEAM	ADJ.	CONF.	ADJ CONF.
Average RPI Loss:	137	RECORD	PCT. RANK	GAMES	SCHEDULE	OF SCHEDULE	RPI	RPI	RPI	RPI
DIV. I ONLY	6- 8	214	3-7	155	262	203	203	16	16	
DIV. I NON-CONF.	5- 6	187	2-5	184	269	199	199	16	16	
TOTALS	RPI 1-25	RPI 26-50		W-L RECORDS		RPI 51-100	RPI 101-150	RPI 150+		
6- 8	0- 0	0- 0		OVERALL		0- 4	0- 2	6- 2		
3- 4	0- 0	0- 0		HOME		0- 2	0- 2	3- 0		
3- 4	0- 0	0- 0		AWAY		0- 2	0- 0	3- 2		
0- 0	0- 0	0- 0		NEUTRAL		0- 0	0- 0	0- 0		
5- 6	0- 0	0- 0		NON-CONFERENCE		0- 3	0- 2	5- 1		
2- 4	0- 0	0- 0		HOME		0- 2	0- 2	2- 0		
3- 2	0- 0	0- 0		AWAY		0- 1	0- 0	3- 1		
0- 0	0- 0	0- 0		NEUTRAL		0- 0	0- 0	0- 0		
1- 2	0- 0	0- 0		CONFERENCE		0- 1	0- 0	1- 1		
1- 0	0- 0	0- 0		HOME		0- 0	0- 0	1- 0		
0- 2	0- 0	0- 0		AWAY		0- 1	0- 0	0- 1		
0- 0	0- 0	0- 0		NEUTRAL		0- 0	0- 0	0- 0		

RPI 1-25				RPI 26-50				RPI 51-100				RPI 101+				Team's RPI: 203	
RPI	S	Opponent	Score	RPI	S	Opponent	Score	RPI	S	Opponent	Score	RPI	S	Opponent	Score		
								67	H	Marist	75	89	132	H	Harvard	39	66
								81	H	Boston College	57	88	137	H	Massachusetts	45	58
								92	A	Lehigh	34	51	190	H	American	59	44
								95	A	California	62	73	197	H	Dartmouth	74	56
													204	H	Northeastern	72	56
													246	A	Lafayette	57	59
													248	A	UC Davis	68	75
													260	A	Maine	62	49
													310	A	Albany (NY)	60	58
													321	A	New Hampshire	78	64
LAST 10 Division I																	
				190	H	American	59	44	92	A	Lehigh	34	51				
				246	A	Lafayette	57	59	137	H	Massachusetts	45	58				
				204	H	Northeastern	72	56	95	A	California	62	73				
				197	H	Dartmouth	74	56	248	A	UC Davis	68	75				
				81	H	Boston College	57	88	132	H	Harvard	39	66				

Non-Div I Games:

Boston U.

■ Loss, ■ Non-Conf, S Site, H Home A Away N Neutral

Bowling Green

Through Games Of Jan. 10, 2020

Average RPI Win:	255	WON-LOST	WINNING	LAST 10	STRENGTH OF	OPP. STRENGTH	TEAM	ADJ.	CONF.	ADJ CONF.
Average RPI Loss:	132	RECORD	PCT. RANK	GAMES	SCHEDULE	OF SCHEDULE	RPI	RPI	RPI	RPI
DIV. I ONLY	5- 7	217	3-7	136	263	176	176	10	10	
DIV. I NON-CONF.	5- 5	163	3-5	152	274	139	139	10	10	
TOTALS	RPI 1-25	RPI 26-50	W-L RECORDS	RPI 51-100	RPI 101-150	RPI 150+				
5- 7	0- 1	0- 0	OVERALL	0- 1	0- 1	5- 4				
2- 1	0- 0	0- 0	HOME	0- 1	0- 0	2- 0				
2- 4	0- 1	0- 0	AWAY	0- 0	0- 1	2- 2				
1- 2	0- 0	0- 0	NEUTRAL	0- 0	0- 0	1- 2				
5- 5	0- 1	0- 0	NON-CONFERENCE	0- 0	0- 1	5- 3				
2- 0	0- 0	0- 0	HOME	0- 0	0- 0	2- 0				
2- 3	0- 1	0- 0	AWAY	0- 0	0- 1	2- 1				
1- 2	0- 0	0- 0	NEUTRAL	0- 0	0- 0	1- 2				
0- 2	0- 0	0- 0	CONFERENCE	0- 1	0- 0	0- 1				
0- 1	0- 0	0- 0	HOME	0- 1	0- 0	0- 0				
0- 1	0- 0	0- 0	AWAY	0- 0	0- 0	0- 1				
0- 0	0- 0	0- 0	NEUTRAL	0- 0	0- 0	0- 0				

RPI 1-25				RPI 26-50				RPI 51-100				RPI 101+ Team's RPI: 176			
RPI	S	Opponent	Score	RPI	S	Opponent	Score	RPI	S	Opponent	Score	RPI	S	Opponent	Score
23	A	Purdue	74 81					79	H	Ball St.	80 86	108	A	Loyola Chicago	76 84
												153	N	Green Bay	54 73
												165	A	Valparaiso	90 95
												168	H	Cleveland St.	89 62
												188	A	Eastern Mich.	61 78
												208	N	San Francisco	56 64
												234	A	Milwaukee	63 51
												276	H	Morehead St.	79 65
												297	N	California Baptist	98 60
												300	A	Marshall	82 69
LAST 10 Division I															
188	A	Eastern Mich.	61 78	79	H	Ball St.	80 86	297	N	California Baptist	98 60	208	N	San Francisco	56 64
23	A	Purdue	74 81					153	N	Green Bay	54 73				
108	A	Loyola Chicago	76 84					165	A	Valparaiso	90 95				
234	A	Milwaukee	63 51												
300	A	Marshall	82 69												

Non-Div I Games: Davis & Elkins 91 52 Notre Dame (OH) 88 54

Bowling Green

■ Loss,
 ■ Non-Conf,
 ■ S Site,
 ■ Home
 ■ A Away
 N Neutral

Average RPI Win:	225	WON-LOST	WINNING	LAST 10	STRENGTH OF	OPP. STRENGTH	TEAM	ADJ.	CONF.	ADJ CONF.
Average RPI Loss:	73	RECORD	PCT. RANK	GAMES	SCHEDULE	OF SCHEDULE	RPI	RPI	RPI	RPI
DIV. I ONLY	11- 2	31	9-1	315	155	110	110	7	7	
DIV. I NON-CONF.	8- 2	54	6-1	301	156	108	108	7	7	
TOTALS	RPI 1-25	RPI 26-50	W-L RECORDS	RPI 51-100	RPI 101-150	RPI 150+				
11- 2	0- 0	0- 0	OVERALL	1- 2	1- 0	9- 0				
6- 0	0- 0	0- 0	HOME	1- 0	0- 0	5- 0				
2- 1	0- 0	0- 0	AWAY	0- 1	0- 0	2- 0				
3- 1	0- 0	0- 0	NEUTRAL	0- 1	1- 0	2- 0				
8- 2	0- 0	0- 0	NON-CONFERENCE	0- 2	1- 0	7- 0				
3- 0	0- 0	0- 0	HOME	0- 0	0- 0	3- 0				
2- 1	0- 0	0- 0	AWAY	0- 1	0- 0	2- 0				
3- 1	0- 0	0- 0	NEUTRAL	0- 1	1- 0	2- 0				
3- 0	0- 0	0- 0	CONFERENCE	1- 0	0- 0	2- 0				
3- 0	0- 0	0- 0	HOME	1- 0	0- 0	2- 0				
0- 0	0- 0	0- 0	AWAY	0- 0	0- 0	0- 0				
0- 0	0- 0	0- 0	NEUTRAL	0- 0	0- 0	0- 0				

RPI	S	Opponent	Score	RPI	S	Opponent	Score	RPI	S	Opponent	Score	RPI	S	Opponent	Score	Team's RPI: 110
52	A	Michigan	57	77	112	N	Richmond	61	57							
89	H	Illinois St.	76	61	158	N	George Mason	61	59							
93	N	Liberty	63	75	170	H	Miami (OH)	79	68							
					207	H	Jackson St.	78	69							
					236	A	Western Ill.	84	49							
					277	A	Oakland	74	58							
					280	H	Indiana St.	91	75							
					295	N	Eastern Wash.	66	46							
					319	H	North Dakota St.	70	64							
					331	H	Evansville	82	51							
LAST 10 Division I																
280	H	Indiana St.	91	75	89	H	Illinois St.	76	61							
331	H	Evansville	82	51	319	H	North Dakota St.	70	64							
295	N	Eastern Wash.	66	46	112	N	Richmond	61	57							
93	N	Liberty	63	75	158	N	George Mason	61	59							
207	H	Jackson St.	78	69	170	H	Miami (OH)	79	68							

Non-Div I Games: Eureka 101 39

Bradley

Average RPI Win:	304	WON-LOST	WINNING	LAST 10	STRENGTH OF	OPP. STRENGTH	TEAM	ADJ.	CONF.	ADJ CONF.
Average RPI Loss:	185	RECORD	PCT. RANK	GAMES	SCHEDULE	OF SCHEDULE	RPI	RPI	RPI	RPI
DIV. I ONLY	6- 7	192	4-6	305	337	249	249	9	9	
DIV. I NON-CONF.	6- 7	182	4-6	303	337	257	257	9	9	
TOTALS	RPI 1-25	RPI 26-50	W-L RECORDS	RPI 51-100	RPI 101-150	RPI 150+				
6- 7	0- 0	0- 0	OVERALL	0- 2	0- 1	6- 4				
1- 3	0- 0	0- 0	HOME	0- 1	0- 0	1- 2				
5- 3	0- 0	0- 0	AWAY	0- 1	0- 1	5- 1				
0- 1	0- 0	0- 0	NEUTRAL	0- 0	0- 0	0- 1				
6- 7	0- 0	0- 0	NON-CONFERENCE	0- 2	0- 1	6- 4				
1- 3	0- 0	0- 0	HOME	0- 1	0- 0	1- 2				
5- 3	0- 0	0- 0	AWAY	0- 1	0- 1	5- 1				
0- 1	0- 0	0- 0	NEUTRAL	0- 0	0- 0	0- 1				
0- 0	0- 0	0- 0	CONFERENCE	0- 0	0- 0	0- 0				
0- 0	0- 0	0- 0	HOME	0- 0	0- 0	0- 0				
0- 0	0- 0	0- 0	AWAY	0- 0	0- 0	0- 0				
0- 0	0- 0	0- 0	NEUTRAL	0- 0	0- 0	0- 0				

RPI 1-25				RPI 26-50				RPI 51-100				RPI 101+				Team's RPI: 249	
RPI	S	Opponent	Score	RPI	S	Opponent	Score	RPI	S	Opponent	Score	RPI	S	Opponent	Score		
								98	A	South Fla.	60	70	137	A	Massachusetts	42	95
								100	H	Holy Cross	71	83	192	N	Rhode Island	44	89
													198	H	Merrimack	57	72
													251	A	Longwood	76	86
													260	H	Maine	76	70
													269	A	Fairfield	58	44
													315	A	FIU	72	57
													318	A	Bryant	56	50
													318	H	Bryant	44	45
													321	A	New Hampshire	76	68
													339	A	Central Conn. St.	83	73
LAST 10 Division I																	
				315	A	FIU	72	57	98	A	South Fla.	60	70				
				269	A	Fairfield	58	44	198	H	Merrimack	57	72				
				318	A	Bryant	56	50	321	A	New Hampshire	76	68				
				192	N	Rhode Island	44	89	137	A	Massachusetts	42	95				
				100	H	Holy Cross	71	83	251	A	Longwood	76	86				

Non-Div I Games:

Brown

■ Loss,
 ■ Non-Conf,
 ■ S Site,
 ■ H Home
 ■ A Away
 N Neutral

Bryant

Through Games Of Jan. 10, 2020

Average RPI Win:	296	WON-LOST	WINNING	LAST 10	STRENGTH OF	OPP. STRENGTH	TEAM	ADJ.	CONF.	ADJ CONF.
Average RPI Loss:	202	RECORD	PCT. RANK	GAMES	SCHEDULE	OF SCHEDULE	RPI	RPI	RPI	RPI
DIV. I ONLY	3- 11	303	2-8	285	319	318	318	31	31	
DIV. I NON-CONF.	2- 9	304	1-6	260	315	320	320	30	30	
TOTALS	RPI 1-25	RPI 26-50	W-L RECORDS	RPI 51-100	RPI 101-150	RPI 150+				
3- 11	0- 0	0- 0	OVERALL	0- 2	0- 2	3- 7				
1- 5	0- 0	0- 0	HOME	0- 0	0- 1	1- 4				
2- 6	0- 0	0- 0	AWAY	0- 2	0- 1	2- 3				
0- 0	0- 0	0- 0	NEUTRAL	0- 0	0- 0	0- 0				
2- 9	0- 0	0- 0	NON-CONFERENCE	0- 2	0- 2	2- 5				
1- 4	0- 0	0- 0	HOME	0- 0	0- 1	1- 3				
1- 5	0- 0	0- 0	AWAY	0- 2	0- 1	1- 2				
0- 0	0- 0	0- 0	NEUTRAL	0- 0	0- 0	0- 0				
1- 2	0- 0	0- 0	CONFERENCE	0- 0	0- 0	1- 2				
0- 1	0- 0	0- 0	HOME	0- 0	0- 0	0- 1				
1- 1	0- 0	0- 0	AWAY	0- 0	0- 0	1- 1				
0- 0	0- 0	0- 0	NEUTRAL	0- 0	0- 0	0- 0				

RPI 1-25				RPI 26-50				RPI 51-100				RPI 101+				Team's RPI: 318	
RPI	S	Opponent	Score	RPI	S	Opponent	Score	RPI	S	Opponent	Score	RPI	S	Opponent	Score		
								54	A	Minnesota	56	101	114	H	Providence	32	76
								100	A	Holy Cross	75	87	140	A	Illinois	55	69
													198	A	Merrimack	66	78
													222	H	Saint Francis (PA)	60	63
													249	A	Brown	45	44
													249	H	Brown	50	56
													267	H	UMass Lowell	35	55
													268	A	Army West Point	75	81
													290	A	Vermont	66	71
													310	H	Albany (NY)	68	55
													321	H	New Hampshire	56	68
													329	A	Fairleigh Dickinson	57	45
LAST 10 Division I																	
329	A	Fairleigh Dickinson	57	45	198	A	Merrimack	66	78								
222	H	Saint Francis (PA)	60	63	114	H	Providence	32	76								
268	A	Army West Point	75	81	267	H	UMass Lowell	35	55								
310	H	Albany (NY)	68	55	54	A	Minnesota	56	101								
249	H	Brown	50	56	140	A	Illinois	55	69								

Non-Div I Games:

Bryant

Loss, Non-Conf, S Site, H Home A Away N Neutral

Average RPI Win:	208	WON-LOST	WINNING	LAST 10	STRENGTH OF	OPP. STRENGTH	TEAM	ADJ.	CONF.	ADJ CONF.
Average RPI Loss:	96	RECORD	PCT. RANK	GAMES	SCHEDULE	OF SCHEDULE	RPI	RPI	RPI	RPI
DIV. I ONLY	10- 4	64	8-2	228	99	88	88	16	16	
DIV. I NON-CONF.	7- 4	100	5-2	181	64	88	88	16	16	
TOTALS	RPI 1-25	RPI 26-50	W-L RECORDS	RPI 51-100	RPI 101-150	RPI 150+				
10- 4	0- 0	0- 1	OVERALL	1- 2	1- 0	8- 1				
4- 1	0- 0	0- 0	HOME	1- 1	0- 0	3- 0				
4- 3	0- 0	0- 1	AWAY	0- 1	0- 0	4- 1				
2- 0	0- 0	0- 0	NEUTRAL	0- 0	1- 0	1- 0				
7- 4	0- 0	0- 1	NON-CONFERENCE	1- 2	1- 0	5- 1				
3- 1	0- 0	0- 0	HOME	1- 1	0- 0	2- 0				
2- 3	0- 0	0- 1	AWAY	0- 1	0- 0	2- 1				
2- 0	0- 0	0- 0	NEUTRAL	0- 0	1- 0	1- 0				
3- 0	0- 0	0- 0	CONFERENCE	0- 0	0- 0	3- 0				
1- 0	0- 0	0- 0	HOME	0- 0	0- 0	1- 0				
2- 0	0- 0	0- 0	AWAY	0- 0	0- 0	2- 0				
0- 0	0- 0	0- 0	NEUTRAL	0- 0	0- 0	0- 0				

RPI 1-25				RPI 26-50				RPI 51-100				Team's RPI: 88	RPI 101+			
RPI	S	Opponent	Score	RPI	S	Opponent	Score	RPI	S	Opponent	Score		RPI	S	Opponent	Score
				33	A	Virginia	60 84	56	H	Temple	61 72		130	N	Cincinnati	56 48
								70	H	Drexel	60 49		158	A	George Mason	64 51
								86	A	Stony Brook	73 78		194	N	Howard	70 60
													210	A	Quinnipiac	69 76
													222	A	Saint Francis (PA)	70 46
													241	H	Monmouth	71 37
													246	H	Lafayette	50 36
													268	A	Army West Point	63 52
													273	A	Navy	61 34
													278	H	St. Bonaventure	68 60
LAST 10 Division I																
				246	H	Lafayette	50 36	273	A	Navy	61 34					
				268	A	Army West Point	63 52	158	A	George Mason	64 51					
				86	A	Stony Brook	73 78	130	N	Cincinnati	56 48					
				222	A	Saint Francis (PA)	70 46	194	N	Howard	70 60					
				70	H	Drexel	60 49	56	H	Temple	61 72					

Non-Div I Games:

Bucknell

Buffalo

Through Games Of Jan. 10, 2020

Average RPI Win:	210	WON-LOST	WINNING	LAST 10	STRENGTH OF	OPP. STRENGTH	TEAM	ADJ.	CONF.	ADJ CONF.
Average RPI Loss:	126	RECORD	PCT. RANK	GAMES	SCHEDULE	OF SCHEDULE	RPI	RPI	RPI	RPI
DIV. I ONLY	10- 3	50	7-3	205	202	62	62	10	10	
DIV. I NON-CONF.	9- 2	40	6-2	218	216	62	62	10	10	
TOTALS	RPI 1-25	RPI 26-50	W-L RECORDS	RPI 51-100	RPI 101-150	RPI 150+				
10- 3	0- 1	0- 0	OVERALL	1- 0	1- 0	8- 2				
5- 0	0- 0	0- 0	HOME	0- 0	1- 0	4- 0				
3- 3	0- 1	0- 0	AWAY	0- 0	0- 0	3- 2				
2- 0	0- 0	0- 0	NEUTRAL	1- 0	0- 0	1- 0				
9- 2	0- 1	0- 0	NON-CONFERENCE	1- 0	1- 0	7- 1				
5- 0	0- 0	0- 0	HOME	0- 0	1- 0	4- 0				
2- 2	0- 1	0- 0	AWAY	0- 0	0- 0	2- 1				
2- 0	0- 0	0- 0	NEUTRAL	1- 0	0- 0	1- 0				
1- 1	0- 0	0- 0	CONFERENCE	0- 0	0- 0	1- 1				
0- 0	0- 0	0- 0	HOME	0- 0	0- 0	0- 0				
1- 1	0- 0	0- 0	AWAY	0- 0	0- 0	1- 1				
0- 0	0- 0	0- 0	NEUTRAL	0- 0	0- 0	0- 0				

RPI 1-25				RPI 26-50				RPI 51-100 Team's RPI: 62				RPI 101+			
RPI	S	Opponent	Score	RPI	S	Opponent	Score	RPI	S	Opponent	Score	RPI	S	Opponent	Score
7	A	Stanford	69 88					70	N	Drexel	63 59	119	H	Dayton	67 59
												156	H	Columbia	82 75
												170	A	Miami (OH)	86 72
												175	A	Toledo	59 71
												190	N	American	73 55
												195	A	San Jose St.	88 95
												197	H	Dartmouth	73 49
												252	A	Niagara	81 67
												278	A	St. Bonaventure	46 36
												326	H	Canisius	71 55
												339	H	Central Conn. St.	61 56
LAST 10 Division I															
170	A	Miami (OH)	86 72	175	A	Toledo	59 71								
197	H	Dartmouth	73 49	70	N	Drexel	63 59								
119	H	Dayton	67 59	7	A	Stanford	69 88								
278	A	St. Bonaventure	46 36	195	A	San Jose St.	88 95								
190	N	American	73 55	156	H	Columbia	82 75								

Non-Div I Games:

Buffalo

Loss, Non-Conf, S Site, H Home A Away N Neutral

Average RPI Win:	211	WON-LOST	WINNING	LAST 10	STRENGTH OF	OPP. STRENGTH	TEAM	ADJ.	CONF.	ADJ CONF.
Average RPI Loss:	58	RECORD	PCT. RANK	GAMES	SCHEDULE	OF SCHEDULE	RPI	RPI	RPI	RPI
DIV. I ONLY	10- 5	84	6-4	210	54	134	134	6	6	
DIV. I NON-CONF.	8- 3	68	4-2	217	88	124	124	6	6	
TOTALS	RPI 1-25	RPI 26-50	W-L RECORDS	RPI 51-100	RPI 101-150	RPI 150+				
10- 5	0- 1	0- 0	OVERALL	2- 4	1- 0	7- 0				
7- 3	0- 1	0- 0	HOME	1- 2	0- 0	6- 0				
2- 1	0- 0	0- 0	AWAY	1- 1	0- 0	1- 0				
1- 1	0- 0	0- 0	NEUTRAL	0- 1	1- 0	0- 0				
8- 3	0- 1	0- 0	NON-CONFERENCE	1- 2	1- 0	6- 0				
7- 1	0- 1	0- 0	HOME	1- 0	0- 0	6- 0				
0- 1	0- 0	0- 0	AWAY	0- 1	0- 0	0- 0				
1- 1	0- 0	0- 0	NEUTRAL	0- 1	1- 0	0- 0				
2- 2	0- 0	0- 0	CONFERENCE	1- 2	0- 0	1- 0				
0- 2	0- 0	0- 0	HOME	0- 2	0- 0	0- 0				
2- 0	0- 0	0- 0	AWAY	1- 0	0- 0	1- 0				
0- 0	0- 0	0- 0	NEUTRAL	0- 0	0- 0	0- 0				

RPI 1-25				RPI 26-50				RPI 51-100				RPI 101+ Team's RPI: 134			
RPI	S	Opponent	Score	RPI	S	Opponent	Score	RPI	S	Opponent	Score	RPI	S	Opponent	Score
10	H	Indiana	53 64					63	H	Seton Hall	62 67	116	N	Ohio	60 55
								64	H	St. John's (NY)	42 67	183	H	Akron	76 55
								65	A	Villanova	58 41	228	A	Xavier	78 70
								68	H	IUPUI	64 61	257	H	Eastern Ky.	73 41
								75	N	Georgia	36 69	261	H	Wagner	74 58
								79	A	Ball St.	70 74	286	H	High Point	74 52
												324	H	Purdue Fort Wayne	85 58
												325	H	Detroit Mercy	82 60
LAST 10 Division I															
228	A	Xavier	78 70	65	A	Villanova	58 41	10	H	Indiana	53 64				
64	H	St. John's (NY)	42 67	183	H	Akron	76 55								
63	H	Seton Hall	62 67	116	N	Ohio	60 55								
324	H	Purdue Fort Wayne	85 58	75	N	Georgia	36 69								
286	H	High Point	74 52												

Non-Div I Games:

Butler

CSU Bakersfield

Through Games Of Jan. 10, 2020

Average RPI Win:	239	WON-LOST	WINNING	LAST 10	STRENGTH OF	OPP. STRENGTH	TEAM	ADJ.	CONF.	ADJ CONF.
Average RPI Loss:	85	RECORD	PCT. RANK	GAMES	SCHEDULE	OF SCHEDULE	RPI	RPI	RPI	RPI
DIV. I ONLY	7- 5	128	7-3	89	164	71	71	32	32	
DIV. I NON-CONF.	5- 5	163	5-3	52	164	102	102	32	32	
TOTALS	RPI 1-25	RPI 26-50	W-L RECORDS	RPI 51-100	RPI 101-150	RPI 150+				
7- 5	0- 2	0- 0	OVERALL	1- 1	0- 1	6- 1				
5- 0	0- 0	0- 0	HOME	1- 0	0- 0	4- 0				
2- 5	0- 2	0- 0	AWAY	0- 1	0- 1	2- 1				
0- 0	0- 0	0- 0	NEUTRAL	0- 0	0- 0	0- 0				
5- 5	0- 2	0- 0	NON-CONFERENCE	1- 1	0- 1	4- 1				
5- 0	0- 0	0- 0	HOME	1- 0	0- 0	4- 0				
0- 5	0- 2	0- 0	AWAY	0- 1	0- 1	0- 1				
0- 0	0- 0	0- 0	NEUTRAL	0- 0	0- 0	0- 0				
2- 0	0- 0	0- 0	CONFERENCE	0- 0	0- 0	2- 0				
0- 0	0- 0	0- 0	HOME	0- 0	0- 0	0- 0				
2- 0	0- 0	0- 0	AWAY	0- 0	0- 0	2- 0				
0- 0	0- 0	0- 0	NEUTRAL	0- 0	0- 0	0- 0				

RPI 1-25				RPI 26-50				RPI 51-100				Team's RPI: 71				RPI 101+			
RPI	S	Opponent	Score	RPI	S	Opponent	Score	RPI	S	Opponent	Score			RPI	S	Opponent	Score		
2	A	Oregon St.	50 69					60	A	Washington	49 80			127	A	Wright St.	60 65		
8	A	Gonzaga	48 92					73	H	Pacific	80 70			195	H	San Jose St.	75 71		
														230	A	UC Riverside	52 53		
														255	H	North Texas	61 52		
														258	A	Grand Canyon	59 54		
														287	H	UC Santa Barbara	66 62		
														297	A	California Baptist	66 61		
														307	H	N.C. Central	80 71		
LAST 10 Division I																			
258	A	Grand Canyon	59 54	297	A	California Baptist	66 61												
230	A	UC Riverside	52 53	307	H	N.C. Central	80 71												
2	A	Oregon St.	50 69	195	H	San Jose St.	75 71												
287	H	UC Santa Barbara	66 62	255	H	North Texas	61 52												
73	H	Pacific	80 70	127	A	Wright St.	60 65												

Non-Div I Games: Fresno Pacific 95 64 Westcliff 100 44 Cal St. Dom. Hills 83 74

CSU Bakersfield

Loss, Non-Conf, S Site, H Home A Away N Neutral

Average RPI Win:	233	WON-LOST	WINNING	LAST 10	STRENGTH OF	OPP. STRENGTH	TEAM	ADJ.	CONF.	ADJ CONF.
Average RPI Loss:	133	RECORD	PCT. RANK	GAMES	SCHEDULE	OF SCHEDULE	RPI	RPI	RPI	RPI
DIV. I ONLY	5- 9	238	5-5	258	40	242	242	26	26	
DIV. I NON-CONF.	4- 9	250	4-5	251	43	260	260	26	26	
TOTALS	RPI 1-25	RPI 26-50	W-L RECORDS	RPI 51-100	RPI 101-150	RPI 150+				
5- 9	0- 1	0- 1	OVERALL	0- 2	0- 1	5- 4				
2- 4	0- 1	0- 1	HOME	0- 1	0- 1	2- 0				
2- 4	0- 0	0- 0	AWAY	0- 1	0- 0	2- 3				
1- 1	0- 0	0- 0	NEUTRAL	0- 0	0- 0	1- 1				
4- 9	0- 1	0- 1	NON-CONFERENCE	0- 2	0- 1	4- 4				
1- 4	0- 1	0- 1	HOME	0- 1	0- 1	1- 0				
2- 4	0- 0	0- 0	AWAY	0- 1	0- 0	2- 3				
1- 1	0- 0	0- 0	NEUTRAL	0- 0	0- 0	1- 1				
1- 0	0- 0	0- 0	CONFERENCE	0- 0	0- 0	1- 0				
1- 0	0- 0	0- 0	HOME	0- 0	0- 0	1- 0				
0- 0	0- 0	0- 0	AWAY	0- 0	0- 0	0- 0				
0- 0	0- 0	0- 0	NEUTRAL	0- 0	0- 0	0- 0				

RPI 1-25				RPI 26-50				RPI 51-100				RPI 101+ Team's RPI: 242			
RPI	S	Opponent	Score	RPI	S	Opponent	Score	RPI	S	Opponent	Score	RPI	S	Opponent	Score
6	H	UCLA	44 58	33	H	Virginia	47 72	74	A	Washington St.	61 71	113	H	Santa Clara	55 76
								97	H	Southern California	53 69	157	H	Portland	73 64
												166	H	Hawaii	58 54
												182	N	SMU	58 68
												189	A	San Diego	40 59
												208	A	San Francisco	61 79
												271	A	LMU (CA)	56 54
												280	N	Indiana St.	67 59
												291	A	San Diego St.	74 69
												297	A	California Baptist	56 64
LAST 10 Division I															
291	A	San Diego St.	74 69	166	H	Hawaii	58 54								
189	A	San Diego	40 59	280	N	Indiana St.	67 59								
113	H	Santa Clara	55 76	182	N	SMU	58 68								
6	H	UCLA	44 58	74	A	Washington St.	61 71								
271	A	LMU (CA)	56 54	157	H	Portland	73 64								

Non-Div I Games: Hope Int'l 77 54

CSUN

■ Loss,
 ■ Non-Conf,
 ■ S Site,
 ■ H Home
 ■ A Away
 N Neutral

Average RPI Win:	264	WON-LOST	WINNING	LAST 10	STRENGTH OF	OPP. STRENGTH	TEAM	ADJ.	CONF.	ADJ CONF.
Average RPI Loss:	197	RECORD	PCT. RANK	GAMES	SCHEDULE	OF SCHEDULE	RPI	RPI	RPI	RPI
DIV. I ONLY	2- 9	313	2-8	259	324	328	328	26	26	
DIV. I NON-CONF.	2- 8	295	2-7	239	324	325	325	26	26	
TOTALS	RPI 1-25	RPI 26-50	W-L RECORDS	RPI 51-100	RPI 101-150	RPI 150+				
2- 9	0- 0	0- 1	OVERALL	0- 1	0- 2	2- 5				
2- 3	0- 0	0- 0	HOME	0- 1	0- 1	2- 1				
0- 6	0- 0	0- 1	AWAY	0- 0	0- 1	0- 4				
0- 0	0- 0	0- 0	NEUTRAL	0- 0	0- 0	0- 0				
2- 8	0- 0	0- 1	NON-CONFERENCE	0- 1	0- 2	2- 4				
2- 3	0- 0	0- 0	HOME	0- 1	0- 1	2- 1				
0- 5	0- 0	0- 1	AWAY	0- 0	0- 1	0- 3				
0- 0	0- 0	0- 0	NEUTRAL	0- 0	0- 0	0- 0				
0- 1	0- 0	0- 0	CONFERENCE	0- 0	0- 0	0- 1				
0- 0	0- 0	0- 0	HOME	0- 0	0- 0	0- 0				
0- 1	0- 0	0- 0	AWAY	0- 0	0- 0	0- 1				
0- 0	0- 0	0- 0	NEUTRAL	0- 0	0- 0	0- 0				

RPI S	Opponent	Score	RPI S	Opponent	Score	RPI S	Opponent	Score	RPI S	Opponent	Score	Team's RPI: 328
43	A Arizona St.	41 66	51	H Old Dominion	55 61	122	A Saint Mary's (CA)	67 84	123	H Fresno St.	52 79	
						177	H Lamar University	57 56	238	A Pepperdine	53 63	
						263	A Long Beach St.	69 72	288	A Denver	66 96	
						313	A Nevada	40 71	334	H Seattle U	49 72	
						351	H Sacramento St.	62 43				
LAST 10 Division I												
313	A Nevada	40 71	263	A Long Beach St.	69 72							
334	H Seattle U	49 72	43	A Arizona St.	41 66							
122	A Saint Mary's (CA)	67 84	351	H Sacramento St.	62 43							
177	H Lamar University	57 56	288	A Denver	66 96							
51	H Old Dominion	55 61	238	A Pepperdine	53 63							

Non-Div I Games: Holy Names 100 35

Cal Poly

■ Loss,
 ■ Non-Conf,
 ■ S Site,
 ■ H Home
 ■ A Away
 N Neutral

CUMULATIVE RECORD				THROUGH GAMES OF JAN. 10, 1918						
Average RPI Win:	273	WON-LOST	WINNING	LAST 10	STRENGTH OF	OPP. STRENGTH	TEAM	ADJ.	CONF.	ADJ CONF.
Average RPI Loss:	207	RECORD	PCT. RANK	GAMES	SCHEDULE	OF SCHEDULE	RPI	RPI	RPI	RPI
DIV. I ONLY	9- 5	94	7-3	317	279	201	201	26	26	
DIV. I NON-CONF.	8- 5	117	6-3	314	296	208	208	26	26	
TOTALS	RPI 1-25	RPI 26-50	W-L RECORDS	RPI 51-100	RPI 101-150	RPI 150+				
9- 5	0- 0	0- 0	OVERALL	0- 0	0- 1	9- 4				
4- 2	0- 0	0- 0	HOME	0- 0	0- 0	4- 2				
5- 3	0- 0	0- 0	AWAY	0- 0	0- 1	5- 2				
0- 0	0- 0	0- 0	NEUTRAL	0- 0	0- 0	0- 0				
8- 5	0- 0	0- 0	NON-CONFERENCE	0- 0	0- 1	8- 4				
4- 2	0- 0	0- 0	HOME	0- 0	0- 0	4- 2				
4- 3	0- 0	0- 0	AWAY	0- 0	0- 1	4- 2				
0- 0	0- 0	0- 0	NEUTRAL	0- 0	0- 0	0- 0				
1- 0	0- 0	0- 0	CONFERENCE	0- 0	0- 0	1- 0				
0- 0	0- 0	0- 0	HOME	0- 0	0- 0	0- 0				
1- 0	0- 0	0- 0	AWAY	0- 0	0- 0	1- 0				
0- 0	0- 0	0- 0	NEUTRAL	0- 0	0- 0	0- 0				

RPI 1-25				RPI 26-50				RPI 51-100				RPI 101+				Team's RPI: 201	
RPI	S	Opponent	Score	RPI	S	Opponent	Score	RPI	S	Opponent	Score	RPI	S	Opponent	Score		
												146	A	Southern Utah	63	79	
												173	H	Montana	69	71	
												189	A	San Diego	72	67	
												208	A	San Francisco	63	71	
												216	A	UNLV	64	58	
												218	H	Delaware	55	72	
												258	A	Grand Canyon	80	70	
												271	A	LMU (CA)	79	74	
												287	A	UC Santa Barbara	70	68	
												291	A	San Diego St.	45	55	
												293	H	Utah St.	83	62	
												297	H	California Baptist	97	93	
												316	H	Air Force	79	70	
												334	H	Seattle U	81	63	
LAST 10 Division I																	
				334	H	Seattle U	81 63	287	A	UC Santa Barbara	70 68						
				316	H	Air Force	79 70	173	H	Montana	69 71						
				297	H	California Baptist	97 93	218	H	Delaware	55 72						
				189	A	San Diego	72 67	258	A	Grand Canyon	80 70						
				208	A	San Francisco	63 71	293	H	Utah St.	83 62						

Non-Div I Games:

Cal St. Fullerton

Loss, Non-Conf, S Site, H Home A Away N Neutral

California

Through Games Of Jan. 10, 2020

Average RPI Win:	214	WON-LOST	WINNING	LAST 10	STRENGTH OF	OPP. STRENGTH	TEAM	ADJ.	CONF.	ADJ CONF.
Average RPI Loss:	49	RECORD	PCT. RANK	GAMES	SCHEDULE	OF SCHEDULE	RPI	RPI	RPI	RPI
DIV. I ONLY	8- 6	136	6-4	42	85	95	95	1	1	
DIV. I NON-CONF.	8- 3	68	6-1	76	160	63	63	1	1	
TOTALS	RPI 1-25	RPI 26-50	W-L RECORDS	RPI 51-100	RPI 101-150	RPI 150+				
8- 6	0- 3	1- 0	OVERALL	0- 2	1- 1	6- 0				
7- 3	0- 1	1- 0	HOME	0- 2	1- 0	5- 0				
1- 3	0- 2	0- 0	AWAY	0- 0	0- 1	1- 0				
0- 0	0- 0	0- 0	NEUTRAL	0- 0	0- 0	0- 0				
8- 3	0- 2	1- 0	NON-CONFERENCE	0- 0	1- 1	6- 0				
7- 1	0- 1	1- 0	HOME	0- 0	1- 0	5- 0				
1- 2	0- 1	0- 0	AWAY	0- 0	0- 1	1- 0				
0- 0	0- 0	0- 0	NEUTRAL	0- 0	0- 0	0- 0				
0- 3	0- 1	0- 0	CONFERENCE	0- 2	0- 0	0- 0				
0- 2	0- 0	0- 0	HOME	0- 2	0- 0	0- 0				
0- 1	0- 1	0- 0	AWAY	0- 0	0- 0	0- 0				
0- 0	0- 0	0- 0	NEUTRAL	0- 0	0- 0	0- 0				

RPI	S	Opponent	Score	RPI	S	Opponent	Score	RPI	S	Opponent	Score	RPI	S	Opponent	Score
3	A	UConn	61 72	44	H	Arkansas	84 80	60	H	Washington	64 67	113	H	Santa Clara	69 65
7	A	Stanford	40 73					74	H	Washington St.	75 96	132	A	Harvard	53 56
18	H	Kentucky	61 63									203	H	Boston U.	73 62
												230	H	UC Riverside	84 61
												258	H	Grand Canyon	72 53
												263	H	Long Beach St.	68 45
												291	A	San Diego St.	74 48
												307	H	N.C. Central	90 69
LAST 10 Division I															
74	H	Washington St.	75 96	7	A	Stanford	40 73								
60	H	Washington	64 67	203	H	Boston U.	73 62								
258	H	Grand Canyon	72 53	263	H	Long Beach St.	68 45								
18	H	Kentucky	61 63	307	H	N.C. Central	90 69								
113	H	Santa Clara	69 65	44	H	Arkansas	84 80								

Non-Div I Games:

California

Loss, Non-Conf, S Site, H Home A Away N Neutral

Average RPI Win:	267	WON-LOST	WINNING	LAST 10	STRENGTH OF	OPP. STRENGTH	TEAM	ADJ.	CONF.	ADJ CONF.
Average RPI Loss:	195	RECORD	PCT. RANK	GAMES	SCHEDULE	OF SCHEDULE	RPI	RPI	RPI	RPI
DIV. I ONLY	6- 9	223	1-9	296	270	297	297	32	32	
DIV. I NON-CONF.	6- 6	163	1-6	258	283	251	251	32	32	
TOTALS	RPI 1-25	RPI 26-50	W-L RECORDS	RPI 51-100	RPI 101-150	RPI 150+				
6- 9	0- 1	0- 0	OVERALL	0- 1	0- 1	6- 6				
5- 2	0- 0	0- 0	HOME	0- 1	0- 0	5- 1				
1- 4	0- 0	0- 0	AWAY	0- 0	0- 0	1- 4				
0- 3	0- 1	0- 0	NEUTRAL	0- 0	0- 1	0- 1				
6- 6	0- 1	0- 0	NON-CONFERENCE	0- 0	0- 1	6- 4				
5- 1	0- 0	0- 0	HOME	0- 0	0- 0	5- 1				
1- 2	0- 0	0- 0	AWAY	0- 0	0- 0	1- 2				
0- 3	0- 1	0- 0	NEUTRAL	0- 0	0- 1	0- 1				
0- 3	0- 0	0- 0	CONFERENCE	0- 1	0- 0	0- 2				
0- 1	0- 0	0- 0	HOME	0- 1	0- 0	0- 0				
0- 2	0- 0	0- 0	AWAY	0- 0	0- 0	0- 2				
0- 0	0- 0	0- 0	NEUTRAL	0- 0	0- 0	0- 0				

RPI 1-25				RPI 26-50				RPI 51-100				RPI 101+ Team's RPI: 297			
RPI	S	Opponent	Score	RPI	S	Opponent	Score	RPI	S	Opponent	Score	RPI	S	Opponent	Score
7	N	Stanford	78 83					71	H	CSU Bakersfield	61 66	144	N	Houston	75 96
												176	N	Bowling Green	60 98
												201	A	Cal St. Fullerton	93 97
												230	A	UC Riverside	64 80
												242	H	CSUN	64 56
												263	H	Long Beach St.	79 70
												264	H	Northern Ariz.	98 79
												265	H	Alabama A&M	60 55
												279	A	Idaho St.	74 68
												287	H	UC Santa Barbara	85 81
												291	H	San Diego St.	68 80
												296	A	New Mexico St.	56 57
												335	A	UTRGV	68 87
LAST 10 Division I															
335	A	UTRGV	68 87	71	H	CSU Bakersfield	61 66	230	A	UC Riverside	64 80				
296	A	New Mexico St.	56 57					176	N	Bowling Green	60 98				
291	H	San Diego St.	68 80					144	N	Houston	75 96				
279	A	Idaho St.	74 68					7	N	Stanford	78 83				
201	A	Cal St. Fullerton	93 97												

Non-Div I Games: Ottawa (AZ) 103 75 LIFE Pacific 93 48

California Baptist

Loss, Non-Conf, S Site, H Home A Away N Neutral

Average RPI Win:	252	WON-LOST	WINNING	LAST 10	STRENGTH OF	OPP. STRENGTH	TEAM	ADJ.	CONF.	ADJ CONF.
Average RPI Loss:	191	RECORD	PCT. RANK	GAMES	SCHEDULE	OF SCHEDULE	RPI	RPI	RPI	RPI
DIV. I ONLY	7- 5	128	6-4	244	341	162	162	27	27	
DIV. I NON-CONF.	3- 4	201	2-3	272	284	224	224	27	27	
TOTALS	RPI 1-25	RPI 26-50	W-L RECORDS	RPI 51-100	RPI 101-150	RPI 150+				
7- 5	0- 0	0- 0	OVERALL	0- 2	1- 0	6- 3				
5- 0	0- 0	0- 0	HOME	0- 0	1- 0	4- 0				
2- 5	0- 0	0- 0	AWAY	0- 2	0- 0	2- 3				
0- 0	0- 0	0- 0	NEUTRAL	0- 0	0- 0	0- 0				
3- 4	0- 0	0- 0	NON-CONFERENCE	0- 2	1- 0	2- 2				
2- 0	0- 0	0- 0	HOME	0- 0	1- 0	1- 0				
1- 4	0- 0	0- 0	AWAY	0- 2	0- 0	1- 2				
0- 0	0- 0	0- 0	NEUTRAL	0- 0	0- 0	0- 0				
4- 1	0- 0	0- 0	CONFERENCE	0- 0	0- 0	4- 1				
3- 0	0- 0	0- 0	HOME	0- 0	0- 0	3- 0				
1- 1	0- 0	0- 0	AWAY	0- 0	0- 0	1- 1				
0- 0	0- 0	0- 0	NEUTRAL	0- 0	0- 0	0- 0				

RPI S	Opponent	Score	RPI S	Opponent	Score	RPI S	Opponent	Score	RPI S	Opponent	Score	Team's RPI: 162
						51	A Old Dominion	44 59	103	H UNC Greensboro	72 64	
						61	A Wake Forest	46 74	205	H Gardner-Webb	48 44	
									209	A UNC Asheville	52 60	
									250	H Kennesaw St.	63 51	
									251	A Longwood	70 55	
									286	H High Point	73 36	
									307	A N.C. Central	64 67	
									327	A Hofstra	55 58	
									333	A Western Caro.	61 40	
									337	H USC Upstate	50 38	
LAST 10 Division I												
251	A Longwood	70 55	205	H Gardner-Webb	48 44							
209	A UNC Asheville	52 60	61	A Wake Forest	46 74							
337	H USC Upstate	50 38	103	H UNC Greensboro	72 64							
286	H High Point	73 36	250	H Kennesaw St.	63 51							
327	A Hofstra	55 58	307	A N.C. Central	64 67							

Non-Div I Games: St. Andrews 122 56 Bluefield Col. 65 41

Campbell

Loss, Non-Conf, S Site, H Home A Away N Neutral

Average RPI Win:	260	WON-LOST	WINNING	LAST 10	STRENGTH OF	OPP. STRENGTH	TEAM	ADJ.	CONF.	ADJ CONF.
Average RPI Loss:	192	RECORD	PCT. RANK	GAMES	SCHEDULE	OF SCHEDULE	RPI	RPI	RPI	RPI
DIV. I ONLY	2- 10	320	2-8	280	251	326	326	24	24	
DIV. I NON-CONF.	1- 8	322	1-6	315	257	342	342	24	24	
TOTALS	RPI 1-25	RPI 26-50	W-L RECORDS	RPI 51-100	RPI 101-150	RPI 150+				
2- 10	0- 0	0- 0	OVERALL	0- 2	0- 1	2- 7				
1- 3	0- 0	0- 0	HOME	0- 1	0- 1	1- 1				
1- 6	0- 0	0- 0	AWAY	0- 1	0- 0	1- 5				
0- 1	0- 0	0- 0	NEUTRAL	0- 0	0- 0	0- 1				
1- 8	0- 0	0- 0	NON-CONFERENCE	0- 1	0- 1	1- 6				
1- 2	0- 0	0- 0	HOME	0- 0	0- 1	1- 1				
0- 5	0- 0	0- 0	AWAY	0- 1	0- 0	0- 4				
0- 1	0- 0	0- 0	NEUTRAL	0- 0	0- 0	0- 1				
1- 2	0- 0	0- 0	CONFERENCE	0- 1	0- 0	1- 1				
0- 1	0- 0	0- 0	HOME	0- 1	0- 0	0- 0				
1- 1	0- 0	0- 0	AWAY	0- 0	0- 0	1- 1				
0- 0	0- 0	0- 0	NEUTRAL	0- 0	0- 0	0- 0				

RPI 1-25				RPI 26-50				RPI 51-100				RPI 101+				Team's RPI: 326	
RPI	S	Opponent	Score	RPI	S	Opponent	Score	RPI	S	Opponent	Score	RPI	S	Opponent	Score		
								62	A	Buffalo	55	71	104	H	Colgate	69	90
								67	H	Marist	59	90	175	A	Toledo	65	83
												185	A	Youngstown St.	59	87	
												220	A	Manhattan	50	68	
												226	A	Stetson	52	68	
												241	A	Monmouth	71	62	
												278	H	St. Bonaventure	84	82	
												283	N	Appalachian St.	57	74	
												290	A	Vermont	53	76	
												310	H	Albany (NY)	53	70	
LAST 10 Division I																	
				241	A	Monmouth	71	62		67	H	Marist	59	90			
				220	A	Manhattan	50	68		290	A	Vermont	53	76			
				175	A	Toledo	65	83		310	H	Albany (NY)	53	70			
				283	N	Appalachian St.	57	74		104	H	Colgate	69	90			
				226	A	Stetson	52	68		278	H	St. Bonaventure	84	82			

Non-Div I Games:

Canisius

■ Loss,
 ■ Non-Conf,
 ■ S Site,
 ■ H Home
 ■ A Away
 N Neutral

Central Ark.

Through Games Of Jan. 10, 2020

Average RPI Win:	291	WON-LOST	WINNING	LAST 10	STRENGTH OF	OPP. STRENGTH	TEAM	ADJ.	CONF.	ADJ CONF.
Average RPI Loss:	144	RECORD	PCT. RANK	GAMES	SCHEDULE	OF SCHEDULE	RPI	RPI	RPI	RPI
DIV. I ONLY	4- 7	236	4-6	298	183	256	256	25	25	
DIV. I NON-CONF.	1- 5	313	1-4	131	91	272	272	23	23	
TOTALS	RPI 1-25	RPI 26-50	W-L RECORDS	RPI 51-100	RPI 101-150	RPI 150+				
4- 7	0- 1	0- 0	OVERALL	0- 2	0- 1	4- 3				
2- 1	0- 0	0- 0	HOME	0- 1	0- 0	2- 0				
2- 6	0- 1	0- 0	AWAY	0- 1	0- 1	2- 3				
0- 0	0- 0	0- 0	NEUTRAL	0- 0	0- 0	0- 0				
1- 5	0- 1	0- 0	NON-CONFERENCE	0- 1	0- 1	1- 2				
1- 0	0- 0	0- 0	HOME	0- 0	0- 0	1- 0				
0- 5	0- 1	0- 0	AWAY	0- 1	0- 1	0- 2				
0- 0	0- 0	0- 0	NEUTRAL	0- 0	0- 0	0- 0				
3- 2	0- 0	0- 0	CONFERENCE	0- 1	0- 0	3- 1				
1- 1	0- 0	0- 0	HOME	0- 1	0- 0	1- 0				
2- 1	0- 0	0- 0	AWAY	0- 0	0- 0	2- 1				
0- 0	0- 0	0- 0	NEUTRAL	0- 0	0- 0	0- 0				

RPI 1-25				RPI 26-50				RPI 51-100				RPI 101+ Team's RPI: 256			
RPI	S	Opponent	Score	RPI	S	Opponent	Score	RPI	S	Opponent	Score	RPI	S	Opponent	Score
19	A	Texas A&M	46 76					91	A	Tennessee	36 63	150	A	Tulane	38 65
								96	H	New Orleans	37 49	193	A	Little Rock	48 63
												207	H	Jackson St.	57 54
												212	A	Northern Ky.	56 72
												247	A	A&M-Corpus Christi	47 67
												304	H	Houston Baptist	63 39
												314	A	McNeese	70 57
												340	A	Incarnate Word	47 37
LAST 10 Division I															
314	A	McNeese	70 57	96	H	New Orleans	37 49	207	H	Jackson St.	57 54				
304	H	Houston Baptist	63 39					212	A	Northern Ky.	56 72				
247	A	A&M-Corpus Christi	47 67					150	A	Tulane	38 65				
340	A	Incarnate Word	47 37					193	A	Little Rock	48 63				
19	A	Texas A&M	46 76												

Non-Div I Games: Hendrix 104 28 Central Baptist 66 43 Crowley's Ridge 82 26

Central Ark.

Loss, Non-Conf, S Site, H Home A Away N Neutral

Average RPI Win:	342	WON-LOST	WINNING	LAST 10	STRENGTH OF	OPP. STRENGTH	TEAM	ADJ.	CONF.	ADJ CONF.
Average RPI Loss:	194	RECORD	PCT. RANK	GAMES	SCHEDULE	OF SCHEDULE	RPI	RPI	RPI	RPI
DIV. I ONLY	1- 13	341	1-9	288	288	339	339	31	31	
DIV. I NON-CONF.	1- 10	329	1-6	264	312	329	329	30	30	
TOTALS	RPI 1-25	RPI 26-50	W-L RECORDS	RPI 51-100	RPI 101-150	RPI 150+				
1- 13	0- 0	0- 1	OVERALL	0- 2	0- 2	1- 8				
0- 5	0- 0	0- 0	HOME	0- 0	0- 1	0- 4				
1- 8	0- 0	0- 1	AWAY	0- 2	0- 1	1- 4				
0- 0	0- 0	0- 0	NEUTRAL	0- 0	0- 0	0- 0				
1- 10	0- 0	0- 1	NON-CONFERENCE	0- 2	0- 1	1- 6				
0- 3	0- 0	0- 0	HOME	0- 0	0- 0	0- 3				
1- 7	0- 0	0- 1	AWAY	0- 2	0- 1	1- 3				
0- 0	0- 0	0- 0	NEUTRAL	0- 0	0- 0	0- 0				
0- 3	0- 0	0- 0	CONFERENCE	0- 0	0- 1	0- 2				
0- 2	0- 0	0- 0	HOME	0- 0	0- 1	0- 1				
0- 1	0- 0	0- 0	AWAY	0- 0	0- 0	0- 1				
0- 0	0- 0	0- 0	NEUTRAL	0- 0	0- 0	0- 0				

RPI 1-25				RPI 26-50				RPI 51-100				RPI 101+ Team's RPI: 339			
RPI	S	Opponent	Score	RPI	S	Opponent	Score	RPI	S	Opponent	Score	RPI	S	Opponent	Score
				36	A	FGCU	60 94	62	A	Buffalo	56 61	119	A	Duquesne	33 72
								92	A	Lehigh	51 70	148	H	Robert Morris	56 86
												181	A	Fla. Atlantic	54 72
												222	H	Saint Francis (PA)	52 64
												232	A	Sacred Heart	58 66
												249	H	Brown	73 83
												267	H	UMass Lowell	54 56
												285	A	Pittsburgh	73 81
												310	H	Albany (NY)	63 73
												321	A	New Hampshire	59 70
												342	A	Hartford	61 54
LAST 10 Division I															
				222	H	Saint Francis (PA)	52 64	232	A	Sacred Heart	58 66				
				148	H	Robert Morris	56 86	321	A	New Hampshire	59 70				
				342	A	Hartford	61 54	267	H	UMass Lowell	54 56				
				36	A	FGCU	60 94	310	H	Albany (NY)	63 73				
				181	A	Fla. Atlantic	54 72	119	A	Duquesne	33 72				

Non-Div I Games:

Central Conn. St.

■ Loss,
 ■ Non-Conf, S Site,
 ■ Home
 ■ Away
 N Neutral

Average RPI Win:	154	WON-LOST	WINNING	LAST 10	STRENGTH OF	OPP. STRENGTH	TEAM	ADJ.	CONF.	ADJ CONF.
Average RPI Loss:	65	RECORD	PCT. RANK	GAMES	SCHEDULE	OF SCHEDULE	RPI	RPI	RPI	RPI
DIV. I ONLY	9- 4	73	9-1	37	107	35	35	10	10	
DIV. I NON-CONF.	7- 4	100	7-1	49	94	46	46	10	10	
TOTALS	RPI 1-25	RPI 26-50	W-L RECORDS	RPI 51-100	RPI 101-150	RPI 150+				
9- 4	0- 1	0- 1	OVERALL	2- 1	3- 0	4- 1				
4- 1	0- 0	0- 0	HOME	1- 0	1- 0	2- 1				
5- 3	0- 1	0- 1	AWAY	1- 1	2- 0	2- 0				
0- 0	0- 0	0- 0	NEUTRAL	0- 0	0- 0	0- 0				
7- 4	0- 1	0- 1	NON-CONFERENCE	2- 1	2- 0	3- 1				
4- 1	0- 0	0- 0	HOME	1- 0	1- 0	2- 1				
3- 3	0- 1	0- 1	AWAY	1- 1	1- 0	1- 0				
0- 0	0- 0	0- 0	NEUTRAL	0- 0	0- 0	0- 0				
2- 0	0- 0	0- 0	CONFERENCE	0- 0	1- 0	1- 0				
0- 0	0- 0	0- 0	HOME	0- 0	0- 0	0- 0				
2- 0	0- 0	0- 0	AWAY	0- 0	1- 0	1- 0				
0- 0	0- 0	0- 0	NEUTRAL	0- 0	0- 0	0- 0				

RPI 1-25				RPI 26-50				Team's RPI: 35		RPI 51-100				RPI 101+			
RPI	S	Opponent	Score	RPI	S	Opponent	Score			RPI	S	Opponent	Score	RPI	S	Opponent	Score
5	A	Louisville	63 76	49	A	Western Ky.	58 93			53	A	UCF	58 64	116	A	Ohio	73 71
										67	H	Marist	77 54	119	H	Dayton	81 80
										99	A	South Dakota St.	79 74	147	A	Bethune-Cookman	92 67
														153	H	Green Bay	105 111
														171	H	Iona	70 50
														183	A	Akron	77 72
														204	H	Northeastern	79 63
														277	A	Oakland	65 47
LAST 10 Division I																	
183	A	Akron	77 72	116	A	Ohio	73 71										
53	A	UCF	58 64	171	H	Iona	70 50										
147	A	Bethune-Cookman	92 67	67	H	Marist	77 54										
277	A	Oakland	65 47	204	H	Northeastern	79 63										
99	A	South Dakota St.	79 74	119	H	Dayton	81 80										

Non-Div I Games:

Central Mich.

Charleston So.

Through Games Of Jan. 10, 2020

Average RPI Win:	0	WON-LOST	WINNING	LAST 10	STRENGTH OF	OPP. STRENGTH	TEAM	ADJ.	CONF.	ADJ CONF.
Average RPI Loss:	216	RECORD	PCT. RANK	GAMES	SCHEDULE	OF SCHEDULE	RPI	RPI	RPI	RPI
DIV. I ONLY	0- 11	344	0-10	242	347	344	344	27	27	
DIV. I NON-CONF.	0- 7	338	0-6	166	341	334	334	27	27	
TOTALS	RPI 1-25	RPI 26-50	W-L RECORDS	RPI 51-100	RPI 101-150	RPI 150+				
0- 11	0- 1	0- 0	OVERALL	0- 1	0- 2	0- 7				
0- 5	0- 0	0- 0	HOME	0- 0	0- 2	0- 3				
0- 6	0- 1	0- 0	AWAY	0- 1	0- 0	0- 4				
0- 0	0- 0	0- 0	NEUTRAL	0- 0	0- 0	0- 0				
0- 7	0- 1	0- 0	NON-CONFERENCE	0- 1	0- 2	0- 3				
0- 4	0- 0	0- 0	HOME	0- 0	0- 2	0- 2				
0- 3	0- 1	0- 0	AWAY	0- 1	0- 0	0- 1				
0- 0	0- 0	0- 0	NEUTRAL	0- 0	0- 0	0- 0				
0- 4	0- 0	0- 0	CONFERENCE	0- 0	0- 0	0- 4				
0- 1	0- 0	0- 0	HOME	0- 0	0- 0	0- 1				
0- 3	0- 0	0- 0	AWAY	0- 0	0- 0	0- 3				
0- 0	0- 0	0- 0	NEUTRAL	0- 0	0- 0	0- 0				

RPI S	Opponent	Score	RPI S	Opponent	Score	RPI S	Opponent	Score	RPI S	Opponent	Score	Team's RPI: 344
16	A Florida St.	36 88				77	A North Carolina	54 85	139	H North Dakota	57 73	
									147	H Bethune-Cookman	41 81	
									205	H Gardner-Webb	52 79	
									229	H Col. of Charleston	70 79	
									251	A Longwood	64 84	
									292	A Radford	35 72	
									333	A Western Caro.	64 69	
									337	A USC Upstate	53 70	
									345	H South Carolina St.	75 81	
LAST 10 Division I												
292	A Radford	35 72	251	A Longwood	64 84							
205	H Gardner-Webb	52 79	139	H North Dakota	57 73							
337	A USC Upstate	53 70	147	H Bethune-Cookman	41 81							
229	H Col. of Charleston	70 79	77	A North Carolina	54 85							
333	A Western Caro.	64 69	345	H South Carolina St.	75 81							

Non-Div I Games: Columbia (SC) 76 59 Virginia-Lynchburg 92 55

Charleston So.

Loss, Non-Conf, S Site, H Home A Away N Neutral

Average RPI Win:	160	WON-LOST	WINNING	LAST 10	STRENGTH OF	OPP. STRENGTH	TEAM	ADJ.	CONF.	ADJ CONF.
Average RPI Loss:	68	RECORD	PCT. RANK	GAMES	SCHEDULE	OF SCHEDULE	RPI	RPI	RPI	RPI
DIV. I ONLY	10- 3	50	7-3	132	58	46	46	13	13	
DIV. I NON-CONF.	9- 2	40	6-2	162	63	51	51	15	15	
TOTALS	RPI 1-25	RPI 26-50	W-L RECORDS	RPI 51-100	RPI 101-150	RPI 150+				
10- 3	0- 1	0- 1	OVERALL	2- 0	4- 1	4- 0				
4- 1	0- 0	0- 0	HOME	0- 0	1- 1	3- 0				
4- 2	0- 1	0- 1	AWAY	1- 0	2- 0	1- 0				
2- 0	0- 0	0- 0	NEUTRAL	1- 0	1- 0	0- 0				
9- 2	0- 1	0- 0	NON-CONFERENCE	2- 0	3- 1	4- 0				
4- 1	0- 0	0- 0	HOME	0- 0	1- 1	3- 0				
3- 1	0- 1	0- 0	AWAY	1- 0	1- 0	1- 0				
2- 0	0- 0	0- 0	NEUTRAL	1- 0	1- 0	0- 0				
1- 1	0- 0	0- 1	CONFERENCE	0- 0	1- 0	0- 0				
0- 0	0- 0	0- 0	HOME	0- 0	0- 0	0- 0				
1- 1	0- 0	0- 1	AWAY	0- 0	1- 0	0- 0				
0- 0	0- 0	0- 0	NEUTRAL	0- 0	0- 0	0- 0				

RPI 1-25				RPI 26-50				Team's RPI: 46				RPI 51-100				RPI 101+			
RPI	S	Opponent	Score	RPI	S	Opponent	Score	RPI	S	Opponent	Score	RPI	S	Opponent	Score	RPI	S	Opponent	Score
18	A	Kentucky	39 86	47	A	Middle Tenn.	59 83	61	A	Wake Forest	77 65	107	A	Davidson	75 64				
								81	N	Boston College	84 68	112	H	Richmond	78 59				
												135	A	UAB	83 75				
												138	H	Fordham	51 76				
												150	N	Tulane	60 56				
												205	H	Gardner-Webb	74 49				
												218	H	Delaware	61 57				
												237	A	East Carolina	59 47				
												298	H	UMES	64 44				
LAST 10 Division I																			
135	A	UAB	83 75	47	A	Middle Tenn.	59 83	150	N	Tulane	60 56	81	N	Boston College	84 68				
298	H	UMES	64 44	138	H	Fordham	51 76	237	A	East Carolina	59 47								
107	A	Davidson	75 64																
218	H	Delaware	61 57																
18	A	Kentucky	39 86																

Non-Div I Games:

Charlotte

Chattanooga

Through Games Of Jan. 10, 2020

Average RPI Win:	213	WON-LOST	WINNING	LAST 10	STRENGTH OF	OPP. STRENGTH	TEAM	ADJ.	CONF.	ADJ CONF.
Average RPI Loss:	103	RECORD	PCT. RANK	GAMES	SCHEDULE	OF SCHEDULE	RPI	RPI	RPI	RPI
DIV. I ONLY	2- 13	325	1-9	52	103	224	224	20	20	
DIV. I NON-CONF.	1- 13	337	0-9	25	101	230	230	20	20	
TOTALS	RPI 1-25	RPI 26-50	W-L RECORDS	RPI 51-100	RPI 101-150	RPI 150+				
2- 13	0- 3	0- 0	OVERALL	1- 4	0- 3	1- 3				
0- 6	0- 1	0- 0	HOME	0- 1	0- 2	0- 2				
2- 7	0- 2	0- 0	AWAY	1- 3	0- 1	1- 1				
0- 0	0- 0	0- 0	NEUTRAL	0- 0	0- 0	0- 0				
1- 13	0- 3	0- 0	NON-CONFERENCE	1- 4	0- 3	0- 3				
0- 6	0- 1	0- 0	HOME	0- 1	0- 2	0- 2				
1- 7	0- 2	0- 0	AWAY	1- 3	0- 1	0- 1				
0- 0	0- 0	0- 0	NEUTRAL	0- 0	0- 0	0- 0				
1- 0	0- 0	0- 0	CONFERENCE	0- 0	0- 0	1- 0				
0- 0	0- 0	0- 0	HOME	0- 0	0- 0	0- 0				
1- 0	0- 0	0- 0	AWAY	0- 0	0- 0	1- 0				
0- 0	0- 0	0- 0	NEUTRAL	0- 0	0- 0	0- 0				

RPI 1-25				RPI 26-50				RPI 51-100				RPI 101+ Team's RPI: 224			
RPI	S	Opponent	Score	RPI	S	Opponent	Score	RPI	S	Opponent	Score	RPI	S	Opponent	Score
5	A	Louisville	37 86					58	H	Troy	51 90	116	H	Ohio	58 70
15	A	NC State	38 74					80	A	Belmont	50 63	130	A	Cincinnati	53 72
23	H	Purdue	34 66					87	A	UT Martin	51 78	145	H	Austin Peay	49 50
								93	A	Liberty	71 54	155	H	Hampton	55 84
								99	A	South Dakota St.	56 71	174	H	Northern Colo.	42 59
												257	A	Eastern Ky.	65 71
												333	A	Western Caro.	59 52
LAST 10 Division I															
116	H	Ohio	58 70	333	A	Western Caro.	59 52								
15	A	NC State	38 74	257	A	Eastern Ky.	65 71								
58	H	Troy	51 90	174	H	Northern Colo.	42 59								
99	A	South Dakota St.	56 71	145	H	Austin Peay	49 50								
87	A	UT Martin	51 78	5	A	Louisville	37 86								

Non-Div I Games:

Chattanooga

■ Loss,
 ■ Non-Conf, S Site,
 ■ Home
 ■ Away
 N Neutral

Average RPI Win: 0				Through Games of Jan. 10, 1910					
Average RPI Loss: 225	WON-LOST RECORD	WINNING PCT. RANK	LAST 10 GAMES	STRENGTH OF SCHEDULE	OPP. STRENGTH OF SCHEDULE	TEAM RPI	ADJ. RPI	CONF. RPI	ADJ CONF. RPI
DIV. I ONLY	0- 16	344	0-10	306	323	347	347	32	32
DIV. I NON-CONF.	0- 13	338	0-7	253	293	341	341	32	32
TOTALS	RPI 1-25	RPI 26-50	W-L RECORDS	RPI 51-100	RPI 101-150	RPI 150+			
0- 16	0- 0	0- 1	OVERALL	0- 0	0- 4	0- 11			
0- 7	0- 0	0- 1	HOME	0- 0	0- 1	0- 5			
0- 8	0- 0	0- 0	AWAY	0- 0	0- 3	0- 5			
0- 1	0- 0	0- 0	NEUTRAL	0- 0	0- 0	0- 1			
0- 13	0- 0	0- 1	NON-CONFERENCE	0- 0	0- 4	0- 8			
0- 6	0- 0	0- 1	HOME	0- 0	0- 1	0- 4			
0- 6	0- 0	0- 0	AWAY	0- 0	0- 3	0- 3			
0- 1	0- 0	0- 0	NEUTRAL	0- 0	0- 0	0- 1			
0- 3	0- 0	0- 0	CONFERENCE	0- 0	0- 0	0- 3			
0- 1	0- 0	0- 0	HOME	0- 0	0- 0	0- 1			
0- 2	0- 0	0- 0	AWAY	0- 0	0- 0	0- 2			
0- 0	0- 0	0- 0	NEUTRAL	0- 0	0- 0	0- 0			

RPI 1-25				RPI 26-50				RPI 51-100				RPI 101+				Team's RPI: 347	
RPI	S	Opponent	Score	RPI	S	Opponent	Score	RPI	S	Opponent	Score	RPI	S	Opponent	Score		
				40	H	Arizona	50 82					108	H	Loyola Chicago	53 98		
												115	A	UT Arlington	53 84		
												128	A	Western Mich.	69 90		
												140	A	Illinois	66 96		
												153	H	Green Bay	46 102		
												165	A	Valparaiso	49 95		
												236	H	Western Ill.	78 88		
												277	H	Oakland	70 98		
												287	N	UC Santa Barbara	65 96		
												296	H	New Mexico St.	60 73		
												313	A	Nevada	60 80		
												330	H	UIC	61 73		
												331	A	Evansville	42 76		
												334	A	Seattle U	51 80		
												343	A	Utah Valley	58 89		
LAST 10 Division I																	
				334	A	Seattle U	51 80	296	H	New Mexico St.	60 73						
				343	A	Utah Valley	58 89	236	H	Western Ill.	78 88						
				165	A	Valparaiso	49 95	330	H	UIC	61 73						
				331	A	Evansville	42 76	287	N	UC Santa Barbara	65 96						
				128	A	Western Mich.	69 90	313	A	Nevada	60 80						

Non-Div I Games:

Chicago St.

■ Loss, ■ Non-Conf, S Site, H Home A Away N Neutral

Average RPI Win:	208	WON-LOST	WINNING	LAST 10	STRENGTH OF	OPP. STRENGTH	TEAM	ADJ.	CONF.	ADJ CONF.
Average RPI Loss:	58	RECORD	PCT. RANK	GAMES	SCHEDULE	OF SCHEDULE	RPI	RPI	RPI	RPI
DIV. I ONLY	10- 5	84	7-3	229	52	130	130	8	8	
DIV. I NON-CONF.	9- 4	84	6-2	261	42	153	153	8	8	
TOTALS	RPI 1-25	RPI 26-50	W-L RECORDS	RPI 51-100	RPI 101-150	RPI 150+				
10- 5	0- 2	0- 0	OVERALL	1- 3	1- 0	8- 0				
7- 2	0- 1	0- 0	HOME	1- 1	1- 0	5- 0				
3- 1	0- 0	0- 0	AWAY	0- 1	0- 0	3- 0				
0- 2	0- 1	0- 0	NEUTRAL	0- 1	0- 0	0- 0				
9- 4	0- 2	0- 0	NON-CONFERENCE	1- 2	1- 0	7- 0				
7- 2	0- 1	0- 0	HOME	1- 1	1- 0	5- 0				
2- 0	0- 0	0- 0	AWAY	0- 0	0- 0	2- 0				
0- 2	0- 1	0- 0	NEUTRAL	0- 1	0- 0	0- 0				
1- 1	0- 0	0- 0	CONFERENCE	0- 1	0- 0	1- 0				
0- 0	0- 0	0- 0	HOME	0- 0	0- 0	0- 0				
1- 1	0- 0	0- 0	AWAY	0- 1	0- 0	1- 0				
0- 0	0- 0	0- 0	NEUTRAL	0- 0	0- 0	0- 0				

RPI 1-25			RPI 26-50			RPI 51-100			RPI 101+			Team's RPI: 130
RPI	S	Opponent	Score	RPI	S	Opponent	Score	RPI	S	Opponent	Score	
11	N	Iowa	61 69					142	H	Utah	68 62	
25	H	Ohio St.	73 78					163	A	VCU	58 56	
								170	H	Miami (OH)	98 68	
								184	A	Memphis	73 66	
								224	H	Chattanooga	72 53	
								228	A	Xavier	85 78	
								265	H	Alabama A&M	62 47	
								285	H	Pittsburgh	69 53	
								338	H	Coppin St.	86 40	
LAST 10 Division I												
				98	A	South Fla.	68 76	184	A	Memphis	73 66	
				338	H	Coppin St.	86 40	170	H	Miami (OH)	98 68	
				285	H	Pittsburgh	69 53	163	A	VCU	58 56	
				265	H	Alabama A&M	62 47	88	N	Bucknell	48 56	
				228	A	Xavier	85 78	11	N	Iowa	61 69	

Non-Div I Games:

Cincinnati

Average RPI Win:	230	WON-LOST	WINNING	LAST 10	STRENGTH OF	OPP. STRENGTH	TEAM	ADJ.	CONF.	ADJ CONF.
Average RPI Loss:	78	RECORD	PCT. RANK	GAMES	SCHEDULE	OF SCHEDULE	RPI	RPI	RPI	RPI
DIV. I ONLY	5- 10	245	3-7	70	51	178	178	3	3	
DIV. I NON-CONF.	4- 7	225	2-4	163	92	226	226	2	2	
TOTALS	RPI 1-25	RPI 26-50	W-L RECORDS	RPI 51-100	RPI 101-150	RPI 150+				
5- 10	0- 4	0- 1	OVERALL	0- 3	2- 0	3- 2				
2- 6	0- 3	0- 0	HOME	0- 2	1- 0	1- 1				
2- 3	0- 1	0- 0	AWAY	0- 1	1- 0	1- 1				
1- 1	0- 0	0- 1	NEUTRAL	0- 0	0- 0	1- 0				
4- 7	0- 2	0- 1	NON-CONFERENCE	0- 2	1- 0	3- 2				
2- 4	0- 1	0- 0	HOME	0- 2	1- 0	1- 1				
1- 2	0- 1	0- 0	AWAY	0- 0	0- 0	1- 1				
1- 1	0- 0	0- 1	NEUTRAL	0- 0	0- 0	1- 0				
1- 3	0- 2	0- 0	CONFERENCE	0- 1	1- 0	0- 0				
0- 2	0- 2	0- 0	HOME	0- 0	0- 0	0- 0				
1- 1	0- 0	0- 0	AWAY	0- 1	1- 0	0- 0				
0- 0	0- 0	0- 0	NEUTRAL	0- 0	0- 0	0- 0				

RPI 1-25				RPI 26-50				RPI 51-100				RPI 101+ Team's RPI: 178			
RPI	S	Opponent	Score	RPI	S	Opponent	Score	RPI	S	Opponent	Score	RPI	S	Opponent	Score
4	H	South Carolina	48 84	27	N	Maryland	44 63	61	A	Wake Forest	58 63	111	H	Furman	77 71
5	H	Louisville	50 75					85	H	Alabama	54 67	124	A	Notre Dame	71 55
11	A	Iowa	60 74					94	H	N.C. A&T	74 82	200	A	Penn St.	55 68
16	H	Florida St.	64 81									273	H	Navy	52 65
												275	H	Alabama St.	76 43
												317	A	Mercer	65 61
												322	N	Alcorn	77 46
LAST 10 Division I															
5	H	Louisville	50 75	61	A	Wake Forest	58 63	11	A	Iowa	60 74				
124	A	Notre Dame	71 55	94	H	N.C. A&T	74 82	322	N	Alcorn	77 46				
				317	A	Mercer	65 61	27	N	Maryland	44 63				
				16	H	Florida St.	64 81	4	H	South Carolina	48 84				

Non-Div I Games:

Clemson

■ Loss,
 ■ Non-Conf, S Site,
 ■ Home
 ■ Away
 N Neutral

Average RPI Win:	265	WON-LOST	WINNING	LAST 10	STRENGTH OF	OPP. STRENGTH	TEAM	ADJ.	CONF.	ADJ CONF.
Average RPI Loss:	124	RECORD	PCT. RANK	GAMES	SCHEDULE	OF SCHEDULE	RPI	RPI	RPI	RPI
DIV. I ONLY	11- 3	45	8-2	347	177	168	168	17	17	
DIV. I NON-CONF.	8- 1	28	5-0	350	154	166	166	17	17	
TOTALS	RPI 1-25	RPI 26-50	W-L RECORDS	RPI 51-100	RPI 101-150	RPI 150+				
11- 3	0- 0	0- 0	OVERALL	0- 1	0- 1	11- 1				
3- 1	0- 0	0- 0	HOME	0- 1	0- 0	3- 0				
8- 2	0- 0	0- 0	AWAY	0- 0	0- 1	8- 1				
0- 0	0- 0	0- 0	NEUTRAL	0- 0	0- 0	0- 0				
8- 1	0- 0	0- 0	NON-CONFERENCE	0- 0	0- 0	8- 1				
1- 0	0- 0	0- 0	HOME	0- 0	0- 0	1- 0				
7- 1	0- 0	0- 0	AWAY	0- 0	0- 0	7- 1				
0- 0	0- 0	0- 0	NEUTRAL	0- 0	0- 0	0- 0				
3- 2	0- 0	0- 0	CONFERENCE	0- 1	0- 1	3- 0				
2- 1	0- 0	0- 0	HOME	0- 1	0- 0	2- 0				
1- 1	0- 0	0- 0	AWAY	0- 0	0- 1	1- 0				
0- 0	0- 0	0- 0	NEUTRAL	0- 0	0- 0	0- 0				

RPI S	Opponent	Score	RPI S	Opponent	Score	RPI S	Opponent	Score	RPI S	Opponent	Score	Team's RPI: 168
						68	H IUPUI	53 78	127	A Wright St.	62 78	
									176	A Bowling Green	62 89	
									183	H Akron	66 62	
									185	H Youngstown St.	60 52	
									212	A Northern Ky.	73 68	
									219	A ETSU	62 54	
									227	A Delaware St.	57 49	
									274	A Omaha	79 66	
									278	A St. Bonaventure	65 62	
									327	A Hofstra	61 51	
									330	H UIC	84 44	
									333	A Western Caro.	68 61	
									346	A LIU Brooklyn	79 49	
LAST 10 Division I												
			212	A Northern Ky.	73 68				185	H Youngstown St.	60 52	
			127	A Wright St.	62 78				219	A ETSU	62 54	
			68	H IUPUI	53 78				333	A Western Caro.	68 61	
			330	H UIC	84 44				227	A Delaware St.	57 49	
			274	A Omaha	79 66				183	H Akron	66 62	

Non-Div I Games: Davis & Elkins 110 41 Lake Erie 95 49

Cleveland St.

Loss, Non-Conf, S Site, H Home A Away N Neutral

Coastal Caro.

Through Games Of Jan. 10, 2020

Average RPI Win:	235	WON-LOST	WINNING	LAST 10	STRENGTH OF	OPP. STRENGTH	TEAM	ADJ.	CONF.	ADJ CONF.
Average RPI Loss:	85	RECORD	PCT. RANK	GAMES	SCHEDULE	OF SCHEDULE	RPI	RPI	RPI	RPI
DIV. I ONLY	10- 2	34	8-2	314	165	117	117	23	23	
DIV. I NON-CONF.	8- 1	28	6-1	334	124	140	140	22	22	
TOTALS	RPI 1-25	RPI 26-50	W-L RECORDS	RPI 51-100	RPI 101-150	RPI 150+				
10- 2	0- 0	0- 0	OVERALL	1- 1	1- 1	8- 0				
5- 1	0- 0	0- 0	HOME	0- 0	1- 1	4- 0				
4- 1	0- 0	0- 0	AWAY	0- 1	0- 0	4- 0				
1- 0	0- 0	0- 0	NEUTRAL	1- 0	0- 0	0- 0				
8- 1	0- 0	0- 0	NON-CONFERENCE	1- 0	1- 1	6- 0				
4- 1	0- 0	0- 0	HOME	0- 0	1- 1	3- 0				
3- 0	0- 0	0- 0	AWAY	0- 0	0- 0	3- 0				
1- 0	0- 0	0- 0	NEUTRAL	1- 0	0- 0	0- 0				
2- 1	0- 0	0- 0	CONFERENCE	0- 1	0- 0	2- 0				
1- 0	0- 0	0- 0	HOME	0- 0	0- 0	1- 0				
1- 1	0- 0	0- 0	AWAY	0- 1	0- 0	1- 0				
0- 0	0- 0	0- 0	NEUTRAL	0- 0	0- 0	0- 0				

RPI 1-25				RPI 26-50				RPI 51-100				RPI 101+				Team's RPI: 117
RPI	S	Opponent	Score	RPI	S	Opponent	Score	RPI	S	Opponent	Score	RPI	S	Opponent	Score	
								58	A	Troy	77 84	103	H	UNC Greensboro	63 54	
								90	N	Elon	76 65	112	H	Richmond	67 79	
												158	H	George Mason	74 59	
												221	A	UNCW	62 43	
												254	H	Texas St.	75 67	
												266	H	Ark.-Pine Bluff	76 69	
												282	A	South Alabama	71 62	
												294	A	Wofford	78 73	
												333	A	Western Caro.	66 43	
												345	H	South Carolina St.	85 44	
LAST 10 Division I																
				282	A	South Alabama	71 62					254	H	Texas St.	75 67	
				58	A	Troy	77 84					158	H	George Mason	74 59	
				345	H	South Carolina St.	85 44					112	H	Richmond	67 79	
				90	N	Elon	76 65					333	A	Western Caro.	66 43	
				221	A	UNCW	62 43					294	A	Wofford	78 73	

Non-Div I Games: UNC Pembroke 86 44 Wesleyan (GA) 132 32

Coastal Caro.

■ Loss,
 ■ Non-Conf, S Site,
 ■ Home
 ■ Away
 N Neutral

Average RPI Win:	268	WON-LOST	WINNING	LAST 10	STRENGTH OF	OPP. STRENGTH	TEAM	ADJ.	CONF.	ADJ CONF.
Average RPI Loss:	143	RECORD	PCT. RANK	GAMES	SCHEDULE	OF SCHEDULE	RPI	RPI	RPI	RPI
DIV. I ONLY	8- 5	106	7-3	338	207	229	229	14	14	
DIV. I NON-CONF.	6- 4	122	5-2	346	286	279	279	14	14	
TOTALS	RPI 1-25	RPI 26-50	W-L RECORDS	RPI 51-100	RPI 101-150	RPI 150+				
8- 5	0- 0	0- 0	OVERALL	1- 2	0- 1	7- 2				
4- 2	0- 0	0- 0	HOME	1- 0	0- 1	3- 1				
4- 3	0- 0	0- 0	AWAY	0- 2	0- 0	4- 1				
0- 0	0- 0	0- 0	NEUTRAL	0- 0	0- 0	0- 0				
6- 4	0- 0	0- 0	NON-CONFERENCE	0- 1	0- 1	6- 2				
2- 2	0- 0	0- 0	HOME	0- 0	0- 1	2- 1				
4- 2	0- 0	0- 0	AWAY	0- 1	0- 0	4- 1				
0- 0	0- 0	0- 0	NEUTRAL	0- 0	0- 0	0- 0				
2- 1	0- 0	0- 0	CONFERENCE	1- 1	0- 0	1- 0				
2- 0	0- 0	0- 0	HOME	1- 0	0- 0	1- 0				
0- 1	0- 0	0- 0	AWAY	0- 1	0- 0	0- 0				
0- 0	0- 0	0- 0	NEUTRAL	0- 0	0- 0	0- 0				

RPI 1-25				RPI 26-50				RPI 51-100				RPI 101+				Team's RPI: 229	
RPI	S	Opponent	Score	RPI	S	Opponent	Score	RPI	S	Opponent	Score	RPI	S	Opponent	Score		
								61	A	Wake Forest	50	106	103	H	UNC Greensboro	56	69
								70	H	Drexel	73	59	158	H	George Mason	61	72
								90	A	Elon	48	90	218	H	Delaware	84	73
													244	A	Winthrop	84	73
													286	A	High Point	79	70
													301	A	Presbyterian	54	58
													307	H	N.C. Central	85	78
													333	H	Western Caro.	73	62
													344	A	Charleston So.	79	70
													345	A	South Carolina St.	76	55
LAST 10 Division I																	
				218	H	Delaware	84	73	90	A	Elon	48	90				
				70	H	Drexel	73	59	244	A	Winthrop	84	73				
				333	H	Western Caro.	73	62	301	A	Presbyterian	54	58				
				344	A	Charleston So.	79	70	345	A	South Carolina St.	76	55				
				103	H	UNC Greensboro	56	69	307	H	N.C. Central	85	78				

Non-Div I Games: Coker

82 57

Col. of Charleston

Average RPI Win:	247	WON-LOST	WINNING	LAST 10	STRENGTH OF	OPP. STRENGTH	TEAM	ADJ.	CONF.	ADJ CONF.
Average RPI Loss:	90	RECORD	PCT. RANK	GAMES	SCHEDULE	OF SCHEDULE	RPI	RPI	RPI	RPI
DIV. I ONLY	10- 4	64	6-4	276	120	104	104	16	16	
DIV. I NON-CONF.	8- 3	68	4-3	232	117	79	79	16	16	
TOTALS	RPI 1-25	RPI 26-50	W-L RECORDS	RPI 51-100	RPI 101-150	RPI 150+				
10- 4	0- 1	0- 0	OVERALL	1- 2	1- 0	8- 1				
6- 0	0- 0	0- 0	HOME	1- 0	0- 0	5- 0				
4- 4	0- 1	0- 0	AWAY	0- 2	1- 0	3- 1				
0- 0	0- 0	0- 0	NEUTRAL	0- 0	0- 0	0- 0				
8- 3	0- 1	0- 0	NON-CONFERENCE	1- 2	1- 0	6- 0				
5- 0	0- 0	0- 0	HOME	1- 0	0- 0	4- 0				
3- 3	0- 1	0- 0	AWAY	0- 2	1- 0	2- 0				
0- 0	0- 0	0- 0	NEUTRAL	0- 0	0- 0	0- 0				
2- 1	0- 0	0- 0	CONFERENCE	0- 0	0- 0	2- 1				
1- 0	0- 0	0- 0	HOME	0- 0	0- 0	1- 0				
1- 1	0- 0	0- 0	AWAY	0- 0	0- 0	1- 1				
0- 0	0- 0	0- 0	NEUTRAL	0- 0	0- 0	0- 0				

RPI 1-25				RPI 26-50				RPI 51-100				RPI 101+				Team's RPI: 104
RPI	S	Opponent	Score	RPI	S	Opponent	Score	RPI	S	Opponent	Score	RPI	S	Opponent	Score	
17	A	Northwestern	44 73					55	H	Yale	70 67	141	A	Cornell	62 58	
								69	A	Saint Louis	51 61	190	A	American	61 63	
								85	A	Alabama	52 72	252	H	Niagara	85 72	
												261	H	Wagner	74 58	
												262	A	Loyola Maryland	76 74	
												267	H	UMass Lowell	73 51	
												268	H	Army West Point	100 93	
												311	A	NJIT	79 52	
												323	H	Siena	88 51	
												326	A	Canisius	90 69	
LAST 10 Division I																
268	H	Army West Point	100 93	262	A	Loyola Maryland	76 74									
190	A	American	61 63	252	H	Niagara	85 72									
261	H	Wagner	74 58	17	A	Northwestern	44 73									
85	A	Alabama	52 72	69	A	Saint Louis	51 61									
323	H	Siena	88 51	326	A	Canisius	90 69									

Non-Div I Games:

Colgate

Average RPI Win:	190	WON-LOST	WINNING	LAST 10	STRENGTH OF	OPP. STRENGTH	TEAM	ADJ.	CONF.	ADJ CONF.
Average RPI Loss:	8	RECORD	PCT. RANK	GAMES	SCHEDULE	OF SCHEDULE	RPI	RPI	RPI	RPI
DIV. I ONLY	13- 2	21	8-2	146	63	30	30	1	1	
DIV. I NON-CONF.	11- 0	1	6-0	273	129	44	44	1	1	
TOTALS	RPI 1-25	RPI 26-50	W-L RECORDS	RPI 51-100	RPI 101-150	RPI 150+				
13- 2	0- 2	0- 0	OVERALL	2- 0	4- 0	7- 0				
7- 0	0- 0	0- 0	HOME	2- 0	1- 0	4- 0				
5- 2	0- 2	0- 0	AWAY	0- 0	2- 0	3- 0				
1- 0	0- 0	0- 0	NEUTRAL	0- 0	1- 0	0- 0				
11- 0	0- 0	0- 0	NON-CONFERENCE	1- 0	3- 0	7- 0				
6- 0	0- 0	0- 0	HOME	1- 0	1- 0	4- 0				
4- 0	0- 0	0- 0	AWAY	0- 0	1- 0	3- 0				
1- 0	0- 0	0- 0	NEUTRAL	0- 0	1- 0	0- 0				
2- 2	0- 2	0- 0	CONFERENCE	1- 0	1- 0	0- 0				
1- 0	0- 0	0- 0	HOME	1- 0	0- 0	0- 0				
1- 2	0- 2	0- 0	AWAY	0- 0	1- 0	0- 0				
0- 0	0- 0	0- 0	NEUTRAL	0- 0	0- 0	0- 0				

RPI	S	Opponent	Score	RPI	S	Opponent	Score	Team's RPI: 30	RPI	S	Opponent	Score	RPI	S	Opponent	Score
2	A	Oregon St.	60 72						84	H	Texas Southern	74 50	101	H	Wisconsin	74 57
14	A	Oregon	46 104						97	H	Southern California	66 53	135	N	UAB	77 69
													142	A	Utah	80 70
													150	A	Tulane	62 52
													213	H	Jacksonville	66 44
													214	A	Wyoming	66 56
													228	A	Xavier	62 53
													233	A	Colorado St.	79 75
													280	H	Indiana St.	59 46
													288	H	Denver	96 70
													311	H	NJIT	80 57
LAST 10 Division I																
2	A	Oregon St.	60 72	97	H	Southern California	66 53									
14	A	Oregon	46 104	288	H	Denver	96 70									
142	A	Utah	80 70	228	A	Xavier	62 53									
150	A	Tulane	62 52	84	H	Texas Southern	74 50									
135	N	UAB	77 69	280	H	Indiana St.	59 46									

Non-Div I Games:

Colorado

■ Loss,
 ■ Non-Conf, S Site,
 ■ Home
 ■ Away
 N Neutral

Average RPI Win:	270	WON-LOST	WINNING	LAST 10	STRENGTH OF	OPP. STRENGTH	TEAM	ADJ.	CONF.	ADJ CONF.
Average RPI Loss:	147	RECORD	PCT. RANK	GAMES	SCHEDULE	OF SCHEDULE	RPI	RPI	RPI	RPI
DIV. I ONLY	6- 7	192	5-5	243	297	233	233	21	21	
DIV. I NON-CONF.	4- 5	195	3-3	263	281	262	262	25	25	
TOTALS	RPI 1-25	RPI 26-50	W-L RECORDS	RPI 51-100	RPI 101-150	RPI 150+				
6- 7	0- 0	0- 1	OVERALL	0- 1	0- 2	6- 3				
4- 3	0- 0	0- 1	HOME	0- 0	0- 1	4- 1				
2- 4	0- 0	0- 0	AWAY	0- 1	0- 1	2- 2				
0- 0	0- 0	0- 0	NEUTRAL	0- 0	0- 0	0- 0				
4- 5	0- 0	0- 1	NON-CONFERENCE	0- 1	0- 1	4- 2				
3- 2	0- 0	0- 1	HOME	0- 0	0- 0	3- 1				
1- 3	0- 0	0- 0	AWAY	0- 1	0- 1	1- 1				
0- 0	0- 0	0- 0	NEUTRAL	0- 0	0- 0	0- 0				
2- 2	0- 0	0- 0	CONFERENCE	0- 0	0- 1	2- 1				
1- 1	0- 0	0- 0	HOME	0- 0	0- 1	1- 0				
1- 1	0- 0	0- 0	AWAY	0- 0	0- 0	1- 1				
0- 0	0- 0	0- 0	NEUTRAL	0- 0	0- 0	0- 0				

RPI	S	Opponent	Score	RPI	S	Opponent	Score	RPI	S	Opponent	Score	RPI	S	Opponent	Score	Team's RPI: 233
30	H	Colorado	75 79	91	A	Tennessee	41 79	106	H	Boise St.	69 72	109	A	Idaho	54 61	
								174	A	Northern Colo.	75 58	186	H	Northern Ill.	75 80	
								214	A	Wyoming	56 49	215	A	Tulsa	55 61	
								230	H	UC Riverside	52 40	291	A	San Diego St.	49 59	
								313	H	Nevada	75 70	340	H	Incarnate Word	75 47	
								350	H	Mississippi Val.	65 46					
LAST 10 Division I																
313	H	Nevada	75 70	214	A	Wyoming	56 49	291	A	San Diego St.	49 59	230	H	UC Riverside	52 40	
215	A	Tulsa	55 61	340	H	Incarnate Word	75 47	30	H	Colorado	75 79					
350	H	Mississippi Val.	65 46													
91	A	Tennessee	41 79													
106	H	Boise St.	69 72													

Non-Div I Games: Western St. 56 47 Chadron St. 102 51

Colorado St.

Average RPI Win: 232	WON-LOST	WINNING	LAST 10	STRENGTH OF	OPP. STRENGTH	TEAM	ADJ.	CONF.	ADJ CONF.
Average RPI Loss: 138	RECORD	PCT. RANK	GAMES	SCHEDULE	OF SCHEDULE	RPI	RPI	RPI	RPI
DIV. I ONLY	9- 4	73	8-2	304	196	156	156	9	9
DIV. I NON-CONF.	9- 4	84	8-2	302	205	157	157	9	9
TOTALS	RPI 1-25	RPI 26-50	W-L RECORDS	RPI 51-100	RPI 101-150	RPI 150+			
9- 4	0- 0	0- 1	OVERALL	0- 1	3- 1	6- 1			
6- 1	0- 0	0- 0	HOME	0- 0	2- 1	4- 0			
3- 3	0- 0	0- 1	AWAY	0- 1	1- 0	2- 1			
0- 0	0- 0	0- 0	NEUTRAL	0- 0	0- 0	0- 0			
9- 4	0- 0	0- 1	NON-CONFERENCE	0- 1	3- 1	6- 1			
6- 1	0- 0	0- 0	HOME	0- 0	2- 1	4- 0			
3- 3	0- 0	0- 1	AWAY	0- 1	1- 0	2- 1			
0- 0	0- 0	0- 0	NEUTRAL	0- 0	0- 0	0- 0			
0- 0	0- 0	0- 0	CONFERENCE	0- 0	0- 0	0- 0			
0- 0	0- 0	0- 0	HOME	0- 0	0- 0	0- 0			
0- 0	0- 0	0- 0	AWAY	0- 0	0- 0	0- 0			
0- 0	0- 0	0- 0	NEUTRAL	0- 0	0- 0	0- 0			

RPI S	Opponent	Score	RPI S	Opponent	Score	RPI S	Opponent	Score	RPI S	Opponent	Score	Team's RPI: 156
			50 A	Vanderbilt	51 72	62 A	Buffalo	75 82	107 H	Davidson	63 60	
									131 H	Saint Joseph's	57 71	
									138 H	Fordham	70 51	
									148 A	Robert Morris	61 59	
									231 H	Georgetown	54 49	
									234 H	Milwaukee	74 46	
									268 A	Army West Point	71 62	
									310 A	Albany (NY)	78 82	
									311 H	NJIT	99 43	
									317 H	Mercer	77 48	
									336 A	Tennessee St.	75 65	
LAST 10 Division I												
			336 A	Tennessee St.	75 65	317 H	Mercer	77 48				
			50 A	Vanderbilt	51 72	234 H	Milwaukee	74 46				
			311 H	NJIT	99 43	268 A	Army West Point	71 62				
			107 H	Davidson	63 60	148 A	Robert Morris	61 59				
			231 H	Georgetown	54 49	62 A	Buffalo	75 82				

Non-Div I Games:

Columbia

■ Loss,
 ■ Non-Conf,
 ■ S Site,
 ■ Home
 ■ A Away
 N Neutral

Average RPI Win:	0	WON-LOST	WINNING	LAST 10	STRENGTH OF	OPP. STRENGTH	TEAM	ADJ.	CONF.	ADJ CONF.
Average RPI Loss:	179	RECORD	PCT. RANK	GAMES	SCHEDULE	OF SCHEDULE	RPI	RPI	RPI	RPI
DIV. I ONLY	0- 14	344	0-10	214	268	338	338	30	30	
DIV. I NON-CONF.	0- 12	338	0-8	161	240	327	327	31	31	
TOTALS	RPI 1-25	RPI 26-50	W-L RECORDS	RPI 51-100	RPI 101-150	RPI 150+				
0- 14	0- 1	0- 2	OVERALL	0- 1	0- 3	0- 7				
0- 4	0- 0	0- 0	HOME	0- 0	0- 0	0- 4				
0- 10	0- 1	0- 2	AWAY	0- 1	0- 3	0- 3				
0- 0	0- 0	0- 0	NEUTRAL	0- 0	0- 0	0- 0				
0- 12	0- 1	0- 2	NON-CONFERENCE	0- 1	0- 3	0- 5				
0- 2	0- 0	0- 0	HOME	0- 0	0- 0	0- 2				
0- 10	0- 1	0- 2	AWAY	0- 1	0- 3	0- 3				
0- 0	0- 0	0- 0	NEUTRAL	0- 0	0- 0	0- 0				
0- 2	0- 0	0- 0	CONFERENCE	0- 0	0- 0	0- 2				
0- 2	0- 0	0- 0	HOME	0- 0	0- 0	0- 2				
0- 0	0- 0	0- 0	AWAY	0- 0	0- 0	0- 0				
0- 0	0- 0	0- 0	NEUTRAL	0- 0	0- 0	0- 0				

RPI 1-25				RPI 26-50				RPI 51-100				RPI 101+ Team's RPI: 338			
RPI	S	Opponent	Score	RPI	S	Opponent	Score	RPI	S	Opponent	Score	RPI	S	Opponent	Score
24	A	West Virginia	47 82	34	A	Rutgers	33 107	99	A	South Dakota St.	41 94	119	A	Dayton	48 78
				41	A	South Dakota	44 82					126	A	George Washington	35 54
												130	A	Cincinnati	40 86
												187	H	Norfolk St.	48 85
												202	A	La Salle	46 79
												252	H	Niagara	67 82
												300	A	Marshall	47 60
												309	A	UMBC	48 71
												332	H	Saint Peter's	57 82
												345	H	South Carolina St.	60 71
LAST 10 Division I															
345	H	South Carolina St.	60 71	187	H	Norfolk St.	48 85								
119	A	Dayton	48 78	99	A	South Dakota St.	41 94								
130	A	Cincinnati	40 86	126	A	George Washington	35 54								
252	H	Niagara	67 82	202	A	La Salle	46 79								
41	A	South Dakota	44 82	24	A	West Virginia	47 82								

Non-Div I Games:

Coppin St.

■ Loss,
 ■ Non-Conf, S Site,
 ■ Home
 ■ Away
 N Neutral

Average RPI Win:	266	WON-LOST	WINNING	LAST 10	STRENGTH OF	OPP. STRENGTH	TEAM	ADJ.	CONF.	ADJ CONF.
Average RPI Loss:	87	RECORD	PCT. RANK	GAMES	SCHEDULE	OF SCHEDULE	RPI	RPI	RPI	RPI
DIV. I ONLY	7- 5	128	6-4	177	204	141	141	9	9	
DIV. I NON-CONF.	7- 5	130	6-4	193	222	145	145	9	9	
TOTALS	RPI 1-25	RPI 26-50	W-L RECORDS	RPI 51-100	RPI 101-150	RPI 150+				
7- 5	0- 1	0- 1	OVERALL	0- 0	0- 3	7- 0				
3- 3	0- 0	0- 0	HOME	0- 0	0- 3	3- 0				
4- 2	0- 1	0- 1	AWAY	0- 0	0- 0	4- 0				
0- 0	0- 0	0- 0	NEUTRAL	0- 0	0- 0	0- 0				
7- 5	0- 1	0- 1	NON-CONFERENCE	0- 0	0- 3	7- 0				
3- 3	0- 0	0- 0	HOME	0- 0	0- 3	3- 0				
4- 2	0- 1	0- 1	AWAY	0- 0	0- 0	4- 0				
0- 0	0- 0	0- 0	NEUTRAL	0- 0	0- 0	0- 0				
0- 0	0- 0	0- 0	CONFERENCE	0- 0	0- 0	0- 0				
0- 0	0- 0	0- 0	HOME	0- 0	0- 0	0- 0				
0- 0	0- 0	0- 0	AWAY	0- 0	0- 0	0- 0				
0- 0	0- 0	0- 0	NEUTRAL	0- 0	0- 0	0- 0				

RPI 1-25				RPI 26-50				RPI 51-100				RPI 101+ Team's RPI: 141			
RPI	S	Opponent	Score	RPI	S	Opponent	Score	RPI	S	Opponent	Score	RPI	S	Opponent	Score
24	A	West Virginia	62 68	38	A	TCU	49 59					104	H	Colgate	58 62
												119	H	Duquesne	62 72
												149	H	Binghamton	56 59
												219	H	ETSU	71 43
												227	A	Delaware St.	77 51
												252	H	Niagara	82 59
												267	A	UMass Lowell	70 56
												278	A	St. Bonaventure	70 42
												310	A	Albany (NY)	71 51
												311	H	NJIT	68 44
LAST 10 Division I															
24	A	West Virginia	62 68	219	H	ETSU	71 43								
278	A	St. Bonaventure	70 42	227	A	Delaware St.	77 51								
119	H	Duquesne	62 72	252	H	Niagara	82 59								
149	H	Binghamton	56 59	311	H	NJIT	68 44								
267	A	UMass Lowell	70 56	104	H	Colgate	58 62								

Non-Div I Games:

Cornell

■ Loss,
 ■ Non-Conf, S Site,
 ■ Home
 ■ Away
 N Neutral

Creighton

Through Games Of Jan. 10, 2020

Average RPI Win:	122	WON-LOST	WINNING	LAST 10	STRENGTH OF	OPP. STRENGTH	TEAM	ADJ.	CONF.	ADJ CONF.
Average RPI Loss:	30	RECORD	PCT. RANK	GAMES	SCHEDULE	OF SCHEDULE	RPI	RPI	RPI	RPI
DIV. I ONLY	11- 4	58	7-3	12	42	13	13	6	6	
DIV. I NON-CONF.	8- 3	68	4-2	12	61	10	10	6	6	
TOTALS	RPI 1-25	RPI 26-50	W-L RECORDS	RPI 51-100	RPI 101-150	RPI 150+				
11- 4	1- 1	2- 3	OVERALL	4- 0	0- 0	4- 0				
5- 1	0- 1	2- 0	HOME	1- 0	0- 0	2- 0				
4- 3	0- 0	0- 3	AWAY	2- 0	0- 0	2- 0				
2- 0	1- 0	0- 0	NEUTRAL	1- 0	0- 0	0- 0				
8- 3	1- 0	1- 3	NON-CONFERENCE	3- 0	0- 0	3- 0				
4- 0	0- 0	1- 0	HOME	1- 0	0- 0	2- 0				
2- 3	0- 0	0- 3	AWAY	1- 0	0- 0	1- 0				
2- 0	1- 0	0- 0	NEUTRAL	1- 0	0- 0	0- 0				
3- 1	0- 1	1- 0	CONFERENCE	1- 0	0- 0	1- 0				
1- 1	0- 1	1- 0	HOME	0- 0	0- 0	0- 0				
2- 0	0- 0	0- 0	AWAY	1- 0	0- 0	1- 0				
0- 0	0- 0	0- 0	NEUTRAL	0- 0	0- 0	0- 0				

RPI 1-25				RPI 26-50				RPI 51-100				RPI 101+			
RPI	S	Opponent	Score	RPI	S	Opponent	Score	RPI	S	Opponent	Score	RPI	S	Opponent	Score
9	H	DePaul	71 74	28	A	Drake	53 63	56	N	Temple	69 59	152	H	Wichita St.	56 46
24	N	West Virginia	82 75	29	H	Marquette	72 62	59	A	Nebraska	79 74	231	A	Georgetown	65 56
				39	H	UNI	57 54	65	A	Villanova	58 42	274	A	Omaha	67 54
				41	A	South Dakota	65 72	99	H	South Dakota St.	61 48	319	H	North Dakota St.	70 59
				43	A	Arizona St.	55 70								
LAST 10 Division I															
				29	H	Marquette	72 62	9	H	DePaul	71 74				
				65	A	Villanova	58 42	39	H	UNI	57 54				
				231	A	Georgetown	65 56	41	A	South Dakota	65 72				
				43	A	Arizona St.	55 70	56	N	Temple	69 59				
				152	H	Wichita St.	56 46	24	N	West Virginia	82 75				

Non-Div I Games:

Creighton

Loss, Non-Conf, S Site, H Home A Away N Neutral

Average RPI Win:	268	WON-LOST	WINNING	LAST 10	STRENGTH OF	OPP. STRENGTH	TEAM	ADJ.	CONF.	ADJ CONF.
Average RPI Loss:	161	RECORD	PCT. RANK	GAMES	SCHEDULE	OF SCHEDULE	RPI	RPI	RPI	RPI
DIV. I ONLY	6- 7	192	3-7	216	261	197	197	9	9	
DIV. I NON-CONF.	6- 7	182	3-7	222	265	193	193	9	9	
TOTALS	RPI 1-25	RPI 26-50	W-L RECORDS	RPI 51-100	RPI 101-150	RPI 150+				
6- 7	0- 1	0- 0	OVERALL	0- 1	0- 1	6- 4				
4- 1	0- 0	0- 0	HOME	0- 0	0- 0	4- 1				
2- 6	0- 1	0- 0	AWAY	0- 1	0- 1	2- 3				
0- 0	0- 0	0- 0	NEUTRAL	0- 0	0- 0	0- 0				
6- 7	0- 1	0- 0	NON-CONFERENCE	0- 1	0- 1	6- 4				
4- 1	0- 0	0- 0	HOME	0- 0	0- 0	4- 1				
2- 6	0- 1	0- 0	AWAY	0- 1	0- 1	2- 3				
0- 0	0- 0	0- 0	NEUTRAL	0- 0	0- 0	0- 0				
0- 0	0- 0	0- 0	CONFERENCE	0- 0	0- 0	0- 0				
0- 0	0- 0	0- 0	HOME	0- 0	0- 0	0- 0				
0- 0	0- 0	0- 0	AWAY	0- 0	0- 0	0- 0				
0- 0	0- 0	0- 0	NEUTRAL	0- 0	0- 0	0- 0				

RPI 1-25				RPI 26-50				RPI 51-100				RPI 101+ Team's RPI: 197			
RPI	S	Opponent	Score	RPI	S	Opponent	Score	RPI	S	Opponent	Score	RPI	S	Opponent	Score
17	A	Northwestern	37 79					62	A	Buffalo	49 73	108	A	Loyola Chicago	40 61
												198	H	Merrimack	57 52
												203	A	Boston U.	56 74
												220	A	Manhattan	58 70
												254	H	Texas St.	51 61
												260	H	Maine	57 41
												262	A	Loyola Maryland	56 72
												267	A	UMass Lowell	62 51
												269	A	Fairfield	52 51
												290	H	Vermont	72 55
												321	H	New Hampshire	66 47
LAST 10 Division I															
62	A	Buffalo	49 73	262	A	Loyola Maryland	56 72								
203	A	Boston U.	56 74	260	H	Maine	57 41								
321	H	New Hampshire	66 47	17	A	Northwestern	37 79								
254	H	Texas St.	51 61	108	A	Loyola Chicago	40 61								
267	A	UMass Lowell	62 51	220	A	Manhattan	58 70								

Non-Div I Games:

Dartmouth

■ Loss,
 ■ Non-Conf,
 ■ S Site,
 ■ H Home
 ■ A Away
 N Neutral

Davidson

Through Games Of Jan. 10, 2020

Average RPI Win:	219	WON-LOST	WINNING	LAST 10	STRENGTH OF	OPP. STRENGTH	TEAM	ADJ.	CONF.	ADJ CONF.
Average RPI Loss:	77	RECORD	PCT. RANK	GAMES	SCHEDULE	OF SCHEDULE	RPI	RPI	RPI	RPI
DIV. I ONLY	8- 6	136	5-5	188	78	107	107	12	12	
DIV. I NON-CONF.	6- 6	163	3-5	230	81	148	148	12	12	
TOTALS	RPI 1-25	RPI 26-50	W-L RECORDS	RPI 51-100	RPI 101-150	RPI 150+				
8- 6	0- 0	0- 3	OVERALL	1- 1	1- 1	6- 1				
3- 1	0- 0	0- 1	HOME	0- 0	1- 0	2- 0				
4- 5	0- 0	0- 2	AWAY	1- 1	0- 1	3- 1				
1- 0	0- 0	0- 0	NEUTRAL	0- 0	0- 0	1- 0				
6- 6	0- 0	0- 3	NON-CONFERENCE	0- 1	0- 1	6- 1				
2- 1	0- 0	0- 1	HOME	0- 0	0- 0	2- 0				
3- 5	0- 0	0- 2	AWAY	0- 1	0- 1	3- 1				
1- 0	0- 0	0- 0	NEUTRAL	0- 0	0- 0	1- 0				
2- 0	0- 0	0- 0	CONFERENCE	1- 0	1- 0	0- 0				
1- 0	0- 0	0- 0	HOME	0- 0	1- 0	0- 0				
1- 0	0- 0	0- 0	AWAY	1- 0	0- 0	0- 0				
0- 0	0- 0	0- 0	NEUTRAL	0- 0	0- 0	0- 0				

RPI 1-25				RPI 26-50				RPI 51-100				RPI 101+				Team's RPI: 107	
RPI	S	Opponent	Score	RPI	S	Opponent	Score	RPI	S	Opponent	Score	RPI	S	Opponent	Score		
				26	A	Virginia Tech	68 88	69	A	Saint Louis	65 58	121	A	Florida	50 55		
				45	A	Duke	52 82	70	A	Drexel	63 74	138	H	Fordham	74 62		
				46	H	Charlotte	64 75					156	A	Columbia	60 63		
												219	A	ETSU	75 60		
												231	H	Georgetown	66 52		
												235	N	UC Irvine	78 72		
												240	A	UMKC	74 64		
												286	A	High Point	73 63		
												333	H	Western Caro.	101 51		
LAST 10 Division I																	
				69	A	Saint Louis	65 58	138	H	Fordham	74 62						
				121	A	Florida	50 55	219	A	ETSU	75 60						
				46	H	Charlotte	64 75	45	A	Duke	52 82						
				156	A	Columbia	60 63	26	A	Virginia Tech	68 88						
				286	A	High Point	73 63	333	H	Western Caro.	101 51						

Non-Div I Games: Newberry 75 46

Davidson

■ Loss,
 ■ Non-Conf,
 ■ S Site,
 ■ H Home
 ■ A Away
 N Neutral

Average RPI Win: 233	WON-LOST	WINNING	LAST 10	STRENGTH OF	OPP. STRENGTH	TEAM	ADJ.	CONF.	ADJ CONF.
Average RPI Loss: 44	RECORD	PCT. RANK	GAMES	SCHEDULE	OF SCHEDULE	RPI	RPI	RPI	RPI
DIV. I ONLY	9- 7	144	6-4	150	31	119	119	12	12
DIV. I NON-CONF.	7- 7	163	4-4	140	24	137	137	12	12
TOTALS	RPI 1-25	RPI 26-50	W-L RECORDS	RPI 51-100	RPI 101-150	RPI 150+			
9- 7	0- 3	0- 1	OVERALL	0- 2	0- 1	9- 0			
4- 2	0- 2	0- 0	HOME	0- 0	0- 0	4- 0			
3- 2	0- 0	0- 1	AWAY	0- 1	0- 0	3- 0			
2- 3	0- 1	0- 0	NEUTRAL	0- 1	0- 1	2- 0			
7- 7	0- 3	0- 1	NON-CONFERENCE	0- 2	0- 1	7- 0			
3- 2	0- 2	0- 0	HOME	0- 0	0- 0	3- 0			
2- 2	0- 0	0- 1	AWAY	0- 1	0- 0	2- 0			
2- 3	0- 1	0- 0	NEUTRAL	0- 1	0- 1	2- 0			
2- 0	0- 0	0- 0	CONFERENCE	0- 0	0- 0	2- 0			
1- 0	0- 0	0- 0	HOME	0- 0	0- 0	1- 0			
1- 0	0- 0	0- 0	AWAY	0- 0	0- 0	1- 0			
0- 0	0- 0	0- 0	NEUTRAL	0- 0	0- 0	0- 0			

RPI 1-25				RPI 26-50				RPI 51-100				RPI 101+ Team's RPI: 119			
RPI	S	Opponent	Score	RPI	S	Opponent	Score	RPI	S	Opponent	Score	RPI	S	Opponent	Score
3	H	UConn	37 75	35	A	Central Mich.	80 81	61	N	Wake Forest	59 78	133	N	Auburn	74 76
4	H	South Carolina	49 75					62	A	Buffalo	59 67	158	H	George Mason	59 55
8	N	Gonzaga	65 76									175	A	Toledo	60 42
												202	A	La Salle	98 58
												204	A	Northeastern	71 60
												237	N	East Carolina	94 68
												245	H	Lipscomb	82 60
												260	N	Maine	78 49
												276	H	Morehead St.	58 41
												338	H	Coppin St.	78 48
LAST 10 Division I															
202	A	La Salle	98 58	158	H	George Mason	59 55								
338	H	Coppin St.	78 48	276	H	Morehead St.	58 41								
237	N	East Carolina	94 68	260	N	Maine	78 49								
61	N	Wake Forest	59 78	133	N	Auburn	74 76								
62	A	Buffalo	59 67	8	N	Gonzaga	65 76								

Non-Div I Games:

Dayton

■ Loss,
 ■ Non-Conf,
 ■ S Site,
 ■ H Home
 ■ A Away
 N Neutral

Average RPI Win:	116	WON-LOST	WINNING	LAST 10	STRENGTH OF	OPP. STRENGTH	TEAM	ADJ.	CONF.	ADJ CONF.
Average RPI Loss:	3	RECORD	PCT. RANK	GAMES	SCHEDULE	OF SCHEDULE	RPI	RPI	RPI	RPI
DIV. I ONLY	14- 2	17	9-1	14	7	9	9	6	6	
DIV. I NON-CONF.	10- 2	31	5-1	30	10	13	13	6	6	
TOTALS	RPI 1-25	RPI 26-50	W-L RECORDS	RPI 51-100	RPI 101-150	RPI 150+				
14- 2	2- 2	2- 0	OVERALL	2- 0	3- 0	5- 0				
8- 1	0- 1	2- 0	HOME	2- 0	0- 0	4- 0				
6- 1	2- 1	0- 0	AWAY	0- 0	3- 0	1- 0				
0- 0	0- 0	0- 0	NEUTRAL	0- 0	0- 0	0- 0				
10- 2	1- 2	1- 0	NON-CONFERENCE	1- 0	2- 0	5- 0				
6- 1	0- 1	1- 0	HOME	1- 0	0- 0	4- 0				
4- 1	1- 1	0- 0	AWAY	0- 0	2- 0	1- 0				
0- 0	0- 0	0- 0	NEUTRAL	0- 0	0- 0	0- 0				
4- 0	1- 0	1- 0	CONFERENCE	1- 0	1- 0	0- 0				
2- 0	0- 0	1- 0	HOME	1- 0	0- 0	0- 0				
2- 0	1- 0	0- 0	AWAY	0- 0	1- 0	0- 0				
0- 0	0- 0	0- 0	NEUTRAL	0- 0	0- 0	0- 0				

RPI 1-25				Team's RPI: 9		RPI 26-50				RPI 51-100				RPI 101+					
RPI	S	Opponent	Score		RPI	S	Opponent	Score		RPI	S	Opponent	Score		RPI	S	Opponent	Score	
2	A	Oregon St.	77	98	29	H	Marquette	89	71	63	H	Seton Hall	85	68	108	A	Loyola Chicago	83	76
3	H	UConn	74	84	31	H	Miami (FL)	89	83	70	H	Drexel	81	57	114	A	Providence	80	67
13	A	Creighton	74	71											124	A	Notre Dame	105	94
17	A	Northwestern	70	68											153	A	Green Bay	76	65
															170	H	Miami (OH)	98	79
															217	H	Arkansas St.	109	64
															234	H	Milwaukee	94	65
															275	H	Alabama St.	105	76
LAST 10 Division I																			
13	A	Creighton	74	71	63	H	Seton Hall	85	68										
114	A	Providence	80	67	275	H	Alabama St.	105	76										
29	H	Marquette	89	71	124	A	Notre Dame	105	94										
108	A	Loyola Chicago	83	76	153	A	Green Bay	76	65										
3	H	UConn	74	84	17	A	Northwestern	70	68										

Non-Div I Games:

DePaul

Delaware

Through Games Of Jan. 10, 2020

Average RPI Win:	189	WON-LOST	WINNING	LAST 10	STRENGTH OF	OPP. STRENGTH	TEAM	ADJ.	CONF.	ADJ CONF.
Average RPI Loss:	155	RECORD	PCT. RANK	GAMES	SCHEDULE	OF SCHEDULE	RPI	RPI	RPI	RPI
DIV. I ONLY	5- 9	238	5-5	187	156	218	218	14	14	
DIV. I NON-CONF.	4- 7	225	4-3	133	89	179	179	14	14	
TOTALS	RPI 1-25	RPI 26-50	W-L RECORDS	RPI 51-100	RPI 101-150	RPI 150+				
5- 9	0- 0	0- 2	OVERALL	0- 1	2- 1	3- 5				
2- 3	0- 0	0- 0	HOME	0- 0	0- 1	2- 2				
2- 6	0- 0	0- 2	AWAY	0- 1	1- 0	1- 3				
1- 0	0- 0	0- 0	NEUTRAL	0- 0	1- 0	0- 0				
4- 7	0- 0	0- 2	NON-CONFERENCE	0- 1	2- 1	2- 3				
1- 3	0- 0	0- 0	HOME	0- 0	0- 1	1- 2				
2- 4	0- 0	0- 2	AWAY	0- 1	1- 0	1- 1				
1- 0	0- 0	0- 0	NEUTRAL	0- 0	1- 0	0- 0				
1- 2	0- 0	0- 0	CONFERENCE	0- 0	0- 0	1- 2				
1- 0	0- 0	0- 0	HOME	0- 0	0- 0	1- 0				
0- 2	0- 0	0- 0	AWAY	0- 0	0- 0	0- 2				
0- 0	0- 0	0- 0	NEUTRAL	0- 0	0- 0	0- 0				

RPI 1-25				RPI 26-50				RPI 51-100				RPI 101+ Team's RPI: 218			
RPI	S	Opponent	Score	RPI	S	Opponent	Score	RPI	S	Opponent	Score	RPI	S	Opponent	Score
				27	A	Maryland	55 99	53	A	UCF	49 75	113	N	Santa Clara	81 80
				46	A	Charlotte	57 61					126	H	George Washington	49 63
												148	A	Robert Morris	73 62
												158	H	George Mason	63 44
												201	A	Cal St. Fullerton	72 55
												205	A	Gardner-Webb	65 67
												221	A	UNCW	65 71
												227	H	Delaware St.	64 67
												229	A	Col. of Charleston	73 84
												260	H	Maine	56 69
												327	H	Hofstra	80 59
LAST 10 Division I															
				229	A	Col. of Charleston	73 84	327	H	Hofstra	80 59				
				221	A	UNCW	65 71	148	A	Robert Morris	73 62				
				158	H	George Mason	63 44	126	H	George Washington	49 63				
				46	A	Charlotte	57 61	113	N	Santa Clara	81 80				
				205	A	Gardner-Webb	65 67	201	A	Cal St. Fullerton	72 55				

Non-Div I Games:

Delaware

Loss, Non-Conf, S Site, H Home A Away N Neutral

Average RPI Win:	284	WON-LOST	WINNING	LAST 10	STRENGTH OF	OPP. STRENGTH	TEAM	ADJ.	CONF.	ADJ CONF.
Average RPI Loss:	132	RECORD	PCT. RANK	GAMES	SCHEDULE	OF SCHEDULE	RPI	RPI	RPI	RPI
DIV. I ONLY	3- 9	287	2-8	27	348	227	227	30	30	
DIV. I NON-CONF.	2- 9	304	1-8	15	346	225	225	31	31	
TOTALS	RPI 1-25	RPI 26-50	W-L RECORDS	RPI 51-100	RPI 101-150	RPI 150+				
3- 9	0- 0	0- 1	OVERALL	0- 2	0- 3	3- 3				
2- 6	0- 0	0- 0	HOME	0- 1	0- 3	2- 2				
1- 3	0- 0	0- 1	AWAY	0- 1	0- 0	1- 1				
0- 0	0- 0	0- 0	NEUTRAL	0- 0	0- 0	0- 0				
2- 9	0- 0	0- 1	NON-CONFERENCE	0- 2	0- 3	2- 3				
1- 6	0- 0	0- 0	HOME	0- 1	0- 3	1- 2				
1- 3	0- 0	0- 1	AWAY	0- 1	0- 0	1- 1				
0- 0	0- 0	0- 0	NEUTRAL	0- 0	0- 0	0- 0				
1- 0	0- 0	0- 0	CONFERENCE	0- 0	0- 0	1- 0				
1- 0	0- 0	0- 0	HOME	0- 0	0- 0	1- 0				
0- 0	0- 0	0- 0	AWAY	0- 0	0- 0	0- 0				
0- 0	0- 0	0- 0	NEUTRAL	0- 0	0- 0	0- 0				

RPI 1-25				RPI 26-50				RPI 51-100				RPI 101+ Team's RPI: 227			
RPI	S	Opponent	Score	RPI	S	Opponent	Score	RPI	S	Opponent	Score	RPI	S	Opponent	Score
				31	A	James Madison	64 83	81	A	Boston College	69 109	118	H	Rider	69 71
								92	H	Lehigh	38 68	141	H	Cornell	51 77
												149	H	Binghamton	66 75
												161	H	William & Mary	52 73
												168	H	Cleveland St.	49 57
												218	A	Delaware	67 64
												251	A	Longwood	62 78
												302	H	Morgan St.	69 61
												332	H	Saint Peter's	89 66
LAST 10 Division I															
				118	H	Rider	69 71	302	H	Morgan St.	69 61				
				81	A	Boston College	69 109	168	H	Cleveland St.	49 57				
				31	A	James Madison	64 83	161	H	William & Mary	52 73				
				251	A	Longwood	62 78	141	H	Cornell	51 77				
				332	H	Saint Peter's	89 66	149	H	Binghamton	66 75				

Non-Div I Games: Post 67 41 Georgian Court 69 48

Delaware St.

Loss, Non-Conf, S Site, H Home A Away N Neutral

Average RPI Win: 236	WON-LOST	WINNING	LAST 10	STRENGTH OF	OPP. STRENGTH	TEAM	ADJ.	CONF.	ADJ CONF.
Average RPI Loss: 160	RECORD	PCT. RANK	GAMES	SCHEDULE	OF SCHEDULE	RPI	RPI	RPI	RPI
DIV. I ONLY	6- 10	234	3-7	209	258	288	288	19	19
DIV. I NON-CONF.	5- 7	205	2-4	255	250	295	295	19	19
TOTALS	RPI 1-25	RPI 26-50	W-L RECORDS	RPI 51-100	RPI 101-150	RPI 150+			
6- 10	0- 0	0- 2	OVERALL	0- 1	1- 2	5- 5			
6- 4	0- 0	0- 0	HOME	0- 1	1- 1	5- 2			
0- 4	0- 0	0- 2	AWAY	0- 0	0- 0	0- 2			
0- 2	0- 0	0- 0	NEUTRAL	0- 0	0- 1	0- 1			
5- 7	0- 0	0- 1	NON-CONFERENCE	0- 0	1- 1	4- 5			
5- 2	0- 0	0- 0	HOME	0- 0	1- 0	4- 2			
0- 3	0- 0	0- 1	AWAY	0- 0	0- 0	0- 2			
0- 2	0- 0	0- 0	NEUTRAL	0- 0	0- 1	0- 1			
1- 3	0- 0	0- 1	CONFERENCE	0- 1	0- 1	1- 0			
1- 2	0- 0	0- 0	HOME	0- 1	0- 1	1- 0			
0- 1	0- 0	0- 1	AWAY	0- 0	0- 0	0- 0			
0- 0	0- 0	0- 0	NEUTRAL	0- 0	0- 0	0- 0			

RPI S	Opponent	Score	RPI S	Opponent	Score	RPI S	Opponent	Score	RPI S	Opponent	Score	Team's RPI: 288
30	A Colorado	70 96	41	A South Dakota	61 104	99	H South Dakota St.	79 86	128	N Western Mich.	70 79	
									139	H North Dakota	82 90	
									146	H Southern Utah	81 73	
									174	H Northern Colo.	74 55	
									177	A Lamar University	59 71	
									183	N Akron	72 88	
									214	H Wyoming	71 57	
									235	H UC Irvine	83 75	
									240	A UMKC	79 83	
									265	H Alabama A&M	83 86	
									296	H New Mexico St.	75 78	
									319	H North Dakota St.	91 82	
									328	H Cal Poly	96 66	
LAST 10 Division I												
41	A South Dakota	61 104	99	H South Dakota St.	79 86							
139	H North Dakota	82 90	146	H Southern Utah	81 73							
319	H North Dakota St.	91 82	30	A Colorado	70 96							
128	N Western Mich.	70 79	177	A Lamar University	59 71							
183	N Akron	72 88	174	H Northern Colo.	74 55							

Non-Div I Games: Colo. Christian 89 49

Denver

Loss, Non-Conf, S Site, H Home A Away N Neutral

Detroit Mercy

Through Games Of Jan. 10, 2020

Average RPI Win:	330	WON-LOST	WINNING	LAST 10	STRENGTH OF	OPP. STRENGTH	TEAM	ADJ.	CONF.	ADJ CONF.
Average RPI Loss:	165	RECORD	PCT. RANK	GAMES	SCHEDULE	OF SCHEDULE	RPI	RPI	RPI	RPI
DIV. I ONLY	1- 14	343	1-9	204	254	325	325	17	17	
DIV. I NON-CONF.	0- 11	338	0-6	107	255	316	316	17	17	
TOTALS	RPI 1-25	RPI 26-50	W-L RECORDS	RPI 51-100	RPI 101-150	RPI 150+				
1- 14	0- 0	0- 0	OVERALL	0- 1	0- 4	1- 9				
0- 7	0- 0	0- 0	HOME	0- 0	0- 1	0- 6				
1- 5	0- 0	0- 0	AWAY	0- 1	0- 3	1- 1				
0- 2	0- 0	0- 0	NEUTRAL	0- 0	0- 0	0- 2				
0- 11	0- 0	0- 0	NON-CONFERENCE	0- 0	0- 4	0- 7				
0- 5	0- 0	0- 0	HOME	0- 0	0- 1	0- 4				
0- 4	0- 0	0- 0	AWAY	0- 0	0- 3	0- 1				
0- 2	0- 0	0- 0	NEUTRAL	0- 0	0- 0	0- 2				
1- 3	0- 0	0- 0	CONFERENCE	0- 1	0- 0	1- 2				
0- 2	0- 0	0- 0	HOME	0- 0	0- 0	0- 2				
1- 1	0- 0	0- 0	AWAY	0- 1	0- 0	1- 0				
0- 0	0- 0	0- 0	NEUTRAL	0- 0	0- 0	0- 0				

RPI S	Opponent	Score	RPI S	Opponent	Score	RPI S	Opponent	Score	RPI S	Opponent	Score	Team's RPI: 325
						68 A	IUPUI	45 82	105 A	Michigan St.	52 110	
									108 H	Loyola Chicago	60 89	
									128 A	Western Mich.	67 82	
									134 A	Butler	60 82	
									158 A	George Mason	62 75	
									160 N	Tennessee Tech	47 69	
									165 H	Valparaiso	58 77	
									175 H	Toledo	64 82	
									183 H	Akron	60 81	
									188 H	Eastern Mich.	70 84	
									232 N	Sacred Heart	60 66	
									234 H	Milwaukee	48 63	
									277 H	Oakland	57 71	
									330 A	UIC	70 62	
LAST 10 Division I												
			68 A	IUPUI	45 82		234 H	Milwaukee	48 63			
			330 A	UIC	70 62		165 H	Valparaiso	58 77			
			277 H	Oakland	57 71		160 N	Tennessee Tech	47 69			
			188 H	Eastern Mich.	70 84		232 N	Sacred Heart	60 66			
			175 H	Toledo	64 82		183 H	Akron	60 81			

Non-Div I Games:

Detroit Mercy

Loss, Non-Conf, S Site, H Home A Away N Neutral

Drake

Through Games Of Jan. 10, 2020

Average RPI Win:	131	WON-LOST	WINNING	LAST 10	STRENGTH OF	OPP. STRENGTH	TEAM	ADJ.	CONF.	ADJ CONF.
Average RPI Loss:	24	RECORD	PCT. RANK	GAMES	SCHEDULE	OF SCHEDULE	RPI	RPI	RPI	RPI
DIV. I ONLY	8- 5	106	6-4	15	4	28	28	7	7	
DIV. I NON-CONF.	7- 4	100	5-3	37	6	32	32	7	7	
TOTALS	RPI 1-25	RPI 26-50	W-L RECORDS	RPI 51-100	RPI 101-150	RPI 150+				
8- 5	1- 3	1- 2	OVERALL	2- 0	1- 0	3- 0				
5- 0	1- 0	1- 0	HOME	2- 0	0- 0	1- 0				
1- 4	0- 2	0- 2	AWAY	0- 0	0- 0	1- 0				
2- 1	0- 1	0- 0	NEUTRAL	0- 0	1- 0	1- 0				
7- 4	1- 2	0- 2	NON-CONFERENCE	2- 0	1- 0	3- 0				
4- 0	1- 0	0- 0	HOME	2- 0	0- 0	1- 0				
1- 3	0- 1	0- 2	AWAY	0- 0	0- 0	1- 0				
2- 1	0- 1	0- 0	NEUTRAL	0- 0	1- 0	1- 0				
1- 1	0- 1	1- 0	CONFERENCE	0- 0	0- 0	0- 0				
1- 0	0- 0	1- 0	HOME	0- 0	0- 0	0- 0				
0- 1	0- 1	0- 0	AWAY	0- 0	0- 0	0- 0				
0- 0	0- 0	0- 0	NEUTRAL	0- 0	0- 0	0- 0				

RPI 1-25				RPI 26-50				Team's RPI: 28	RPI 51-100				RPI 101+			
RPI	S	Opponent	Score	RPI	S	Opponent	Score		RPI	S	Opponent	Score	RPI	S	Opponent	Score
1	A	Missouri St.	67 69	39	H	UNI	104 87		82	H	Iowa St.	86 81	133	N	Auburn	83 82
11	A	Iowa	67 79	41	A	South Dakota	94 102		99	H	South Dakota St.	74 67	186	A	Northern Ill.	73 49
13	H	Creighton	63 53	42	A	Oklahoma	84 93						236	H	Western Ill.	94 75
23	N	Purdue	47 67										260	N	Maine	94 62
LAST 10 Division I																
39	H	UNI	104 87	1	A	Missouri St.	67 69		260	N	Maine	94 62				
186	A	Northern Ill.	73 49	23	N	Purdue	47 67		236	H	Western Ill.	94 75				
11	A	Iowa	67 79	42	A	Oklahoma	84 93		13	H	Creighton	63 53				
42	A	Oklahoma	84 93													
133	N	Auburn	83 82													

Non-Div I Games: Waldorf 103 18

Drake

■ Loss,
■ Non-Conf, S Site,
■ Home
■ Away
N Neutral

Average RPI Win:	168	WON-LOST	WINNING	LAST 10	STRENGTH OF	OPP. STRENGTH	TEAM	ADJ.	CONF.	ADJ CONF.
Average RPI Loss:	94	RECORD	PCT. RANK	GAMES	SCHEDULE	OF SCHEDULE	RPI	RPI	RPI	RPI
DIV. I ONLY	9- 6	112	6-4	60	153	70	70	14	14	
DIV. I NON-CONF.	7- 5	130	4-3	38	115	68	68	14	14	
TOTALS	RPI 1-25	RPI 26-50	W-L RECORDS	RPI 51-100	RPI 101-150	RPI 150+				
9- 6	0- 1	0- 0	OVERALL	1- 3	3- 1	5- 1				
6- 1	0- 0	0- 0	HOME	1- 1	2- 0	3- 0				
3- 4	0- 1	0- 0	AWAY	0- 1	1- 1	2- 1				
0- 1	0- 0	0- 0	NEUTRAL	0- 1	0- 0	0- 0				
7- 5	0- 1	0- 0	NON-CONFERENCE	1- 3	3- 1	3- 0				
5- 1	0- 0	0- 0	HOME	1- 1	2- 0	2- 0				
2- 3	0- 1	0- 0	AWAY	0- 1	1- 1	1- 0				
0- 1	0- 0	0- 0	NEUTRAL	0- 1	0- 0	0- 0				
2- 1	0- 0	0- 0	CONFERENCE	0- 0	0- 0	2- 1				
1- 0	0- 0	0- 0	HOME	0- 0	0- 0	1- 0				
1- 1	0- 0	0- 0	AWAY	0- 0	0- 0	1- 1				
0- 0	0- 0	0- 0	NEUTRAL	0- 0	0- 0	0- 0				

RPI 1-25				RPI 26-50				RPI 51-100 Team's RPI: 70				RPI 101+			
RPI	S	Opponent	Score	RPI	S	Opponent	Score	RPI	S	Opponent	Score	RPI	S	Opponent	Score
9	A	DePaul	57 81					62	N	Buffalo	59 63	102	A	Penn	49 53
								65	H	Villanova	54 52	107	H	Davidson	74 63
								73	H	Pacific	51 58	112	H	Richmond	58 52
								88	A	Bucknell	49 60	131	A	Saint Joseph's	62 52
												202	H	La Salle	69 31
												204	H	Northeastern	50 41
												210	A	Quinnipiac	66 62
												221	A	UNCW	73 72
												229	A	Col. of Charleston	59 73
												260	H	Maine	70 57
LAST 10 Division I															
221	A	UNCW	73 72	204	H	Northeastern	50 41								
229	A	Col. of Charleston	59 73	88	A	Bucknell	49 60								
260	H	Maine	70 57	65	H	Villanova	54 52								
102	A	Penn	49 53	131	A	Saint Joseph's	62 52								
202	H	La Salle	69 31	62	N	Buffalo	59 63								

Non-Div I Games:

Drexel

■ Loss,
■ Non-Conf, S Site,
■ Home
■ Away
N Neutral

Average RPI Win:	161	WON-LOST	WINNING	LAST 10	STRENGTH OF	OPP. STRENGTH	TEAM	ADJ.	CONF.	ADJ CONF.
Average RPI Loss:	29	RECORD	PCT. RANK	GAMES	SCHEDULE	OF SCHEDULE	RPI	RPI	RPI	RPI
DIV. I ONLY	7- 8	183	4-6	3	77	45	45	3	3	
DIV. I NON-CONF.	6- 5	151	3-3	2	208	22	22	2	2	
TOTALS	RPI 1-25	RPI 26-50	W-L RECORDS	RPI 51-100	RPI 101-150	RPI 150+				
7- 8	0- 4	0- 2	OVERALL	2- 2	2- 0	3- 0				
6- 2	0- 1	0- 0	HOME	2- 1	2- 0	2- 0				
1- 6	0- 3	0- 2	AWAY	0- 1	0- 0	1- 0				
0- 0	0- 0	0- 0	NEUTRAL	0- 0	0- 0	0- 0				
6- 5	0- 3	0- 1	NON-CONFERENCE	1- 1	2- 0	3- 0				
5- 1	0- 1	0- 0	HOME	1- 0	2- 0	2- 0				
1- 4	0- 2	0- 1	AWAY	0- 1	0- 0	1- 0				
0- 0	0- 0	0- 0	NEUTRAL	0- 0	0- 0	0- 0				
1- 3	0- 1	0- 1	CONFERENCE	1- 1	0- 0	0- 0				
1- 1	0- 0	0- 0	HOME	1- 1	0- 0	0- 0				
0- 2	0- 1	0- 1	AWAY	0- 0	0- 0	0- 0				
0- 0	0- 0	0- 0	NEUTRAL	0- 0	0- 0	0- 0				

RPI 1-25				RPI 26-50				Team's RPI: 45				RPI 51-100				RPI 101+			
RPI	S	Opponent	Score	RPI	S	Opponent	Score	RPI	S	Opponent	Score	RPI	S	Opponent	Score	RPI	S	Opponent	Score
4	A	South Carolina	46 89	33	A	Virginia	63 66	58	H	Troy	99 85	102	H	Penn	66 50				
5	A	Louisville	55 60	36	A	FGCU	56 78	59	A	Nebraska	79 83	107	H	Davidson	82 52				
17	H	Northwestern	42 63					61	H	Wake Forest	58 60	216	A	UNLV	57 45				
19	A	Texas A&M	58 79					81	H	Boston College	85 73	279	H	Idaho St.	85 66				
												286	H	High Point	93 57				
LAST 10 Division I																			
5	A	Louisville	55 60	33	A	Virginia	63 66	59	A	Nebraska	79 83	102	H	Penn	66 50				
61	H	Wake Forest	58 60	59	A	Nebraska	79 83	107	H	Davidson	82 52	279	H	Idaho St.	85 66				
36	A	FGCU	56 78	102	H	Penn	66 50	216	A	UNLV	57 45	286	H	High Point	93 57				
4	A	South Carolina	46 89	107	H	Davidson	82 52												
81	H	Boston College	85 73	58	H	Troy	99 85												

Non-Div I Games:

Duke

Duquesne

Through Games Of Jan. 10, 2020

Average RPI Win:	223	WON-LOST	WINNING	LAST 10	STRENGTH OF	OPP. STRENGTH	TEAM	ADJ.	CONF.	ADJ CONF.
Average RPI Loss:	99	RECORD	PCT. RANK	GAMES	SCHEDULE	OF SCHEDULE	RPI	RPI	RPI	RPI
DIV. I ONLY	10- 5	84	7-3	250	117	119	119	12	12	
DIV. I NON-CONF.	10- 3	60	7-1	279	107	92	92	12	12	
TOTALS	RPI 1-25	RPI 26-50	W-L RECORDS	RPI 51-100	RPI 101-150	RPI 150+				
10- 5	0- 0	0- 1	OVERALL	0- 1	1- 3	9- 0				
4- 2	0- 0	0- 0	HOME	0- 0	0- 2	4- 0				
6- 3	0- 0	0- 1	AWAY	0- 1	1- 1	5- 0				
0- 0	0- 0	0- 0	NEUTRAL	0- 0	0- 0	0- 0				
10- 3	0- 0	0- 1	NON-CONFERENCE	0- 1	1- 1	9- 0				
4- 1	0- 0	0- 0	HOME	0- 0	0- 1	4- 0				
6- 2	0- 0	0- 1	AWAY	0- 1	1- 0	5- 0				
0- 0	0- 0	0- 0	NEUTRAL	0- 0	0- 0	0- 0				
0- 2	0- 0	0- 0	CONFERENCE	0- 0	0- 2	0- 0				
0- 1	0- 0	0- 0	HOME	0- 0	0- 1	0- 0				
0- 1	0- 0	0- 0	AWAY	0- 0	0- 1	0- 0				
0- 0	0- 0	0- 0	NEUTRAL	0- 0	0- 0	0- 0				

RPI S	Opponent	Score	RPI S	Opponent	Score	RPI S	Opponent	Score	RPI S	Opponent	Score	Team's RPI: 119
48	A Oklahoma St.	41 84	56	A Temple	72 85	126	A George Washington	60 65	129	H Kent St.	75 77	
						137	H Massachusetts	77 81	141	A Cornell	72 62	
						171	A Iona	76 74	175	H Toledo	79 74	
						183	A Akron	88 63	220	A Manhattan	76 65	
						222	H Saint Francis (PA)	72 69	246	A Lafayette	73 65	
						250	H Kennesaw St.	75 72	285	A Pittsburgh	81 62	
						339	H Central Conn. St.	72 33				
LAST 10 Division I												
137	H Massachusetts	77 81	126	A George Washington	60 65							
48	A Oklahoma St.	41 84	175	H Toledo	79 74							
250	H Kennesaw St.	75 72	183	A Akron	88 63							
222	H Saint Francis (PA)	72 69	339	H Central Conn. St.	72 33							
141	A Cornell	72 62	285	A Pittsburgh	81 62							

Non-Div I Games:

Duquesne

Loss, Non-Conf, S Site, H Home A Away N Neutral

Average RPI Win:	180	WON-LOST	WINNING	LAST 10	STRENGTH OF	OPP. STRENGTH	TEAM	ADJ.	CONF.	ADJ CONF.
Average RPI Loss:	143	RECORD	PCT. RANK	GAMES	SCHEDULE	OF SCHEDULE	RPI	RPI	RPI	RPI
DIV. I ONLY	4- 11	285	3-7	67	278	219	219	20	20	
DIV. I NON-CONF.	4- 10	259	3-6	83	289	218	218	20	20	
TOTALS	RPI 1-25	RPI 26-50	W-L RECORDS	RPI 51-100	RPI 101-150	RPI 150+				
4- 11	0- 1	0- 0	OVERALL	2- 3	0- 3	2- 4				
2- 5	0- 0	0- 0	HOME	1- 1	0- 1	1- 3				
2- 6	0- 1	0- 0	AWAY	1- 2	0- 2	1- 1				
0- 0	0- 0	0- 0	NEUTRAL	0- 0	0- 0	0- 0				
4- 10	0- 1	0- 0	NON-CONFERENCE	2- 3	0- 2	2- 4				
2- 5	0- 0	0- 0	HOME	1- 1	0- 1	1- 3				
2- 5	0- 1	0- 0	AWAY	1- 2	0- 1	1- 1				
0- 0	0- 0	0- 0	NEUTRAL	0- 0	0- 0	0- 0				
0- 1	0- 0	0- 0	CONFERENCE	0- 0	0- 1	0- 0				
0- 0	0- 0	0- 0	HOME	0- 0	0- 0	0- 0				
0- 1	0- 0	0- 0	AWAY	0- 0	0- 1	0- 0				
0- 0	0- 0	0- 0	NEUTRAL	0- 0	0- 0	0- 0				

RPI 1-25				RPI 26-50				RPI 51-100				RPI 101+ Team's RPI: 219			
RPI	S	Opponent	Score	RPI	S	Opponent	Score	RPI	S	Opponent	Score	RPI	S	Opponent	Score
22	A	Georgia Tech	48 87					58	A	Troy	61 79	103	A	UNC Greensboro	47 63
								61	H	Wake Forest	67 60	107	H	Davidson	60 75
								91	H	Tennessee	68 72	141	A	Cornell	43 71
								93	A	Liberty	63 62	168	H	Cleveland St.	54 62
								94	A	N.C. A&T	69 80	209	H	UNC Asheville	54 72
												282	H	South Alabama	65 60
												283	A	Appalachian St.	67 61
												286	A	High Point	62 80
												292	H	Radford	43 67
LAST 10 Division I															
141	A	Cornell	43 71	103	A	UNC Greensboro	47 63	61	H	Wake Forest	67 60				
282	H	South Alabama	65 60	107	H	Davidson	60 75	283	A	Appalachian St.	67 61				
22	A	Georgia Tech	48 87	209	H	UNC Asheville	54 72								
58	A	Troy	61 79												
168	H	Cleveland St.	54 62												

Non-Div I Games: Converse 73 35

ETSU

East Carolina

Through Games Of Jan. 10, 2020

Average RPI Win:	295	WON-LOST	WINNING	LAST 10	STRENGTH OF	OPP. STRENGTH	TEAM	ADJ.	CONF.	ADJ CONF.
Average RPI Loss:	101	RECORD	PCT. RANK	GAMES	SCHEDULE	OF SCHEDULE	RPI	RPI	RPI	RPI
DIV. I ONLY	3- 12	310	2-8	74	129	237	237	8	8	
DIV. I NON-CONF.	3- 10	282	2-6	82	165	239	239	8	8	
TOTALS	RPI 1-25	RPI 26-50	W-L RECORDS	RPI 51-100	RPI 101-150	RPI 150+				
3- 12	0- 1	0- 2	OVERALL	0- 4	0- 1	3- 4				
2- 5	0- 0	0- 2	HOME	0- 0	0- 0	2- 3				
1- 5	0- 0	0- 0	AWAY	0- 4	0- 0	1- 1				
0- 2	0- 1	0- 0	NEUTRAL	0- 0	0- 1	0- 0				
3- 10	0- 1	0- 2	NON-CONFERENCE	0- 3	0- 1	3- 3				
2- 4	0- 0	0- 2	HOME	0- 0	0- 0	2- 2				
1- 4	0- 0	0- 0	AWAY	0- 3	0- 0	1- 1				
0- 2	0- 1	0- 0	NEUTRAL	0- 0	0- 1	0- 0				
0- 2	0- 0	0- 0	CONFERENCE	0- 1	0- 0	0- 1				
0- 1	0- 0	0- 0	HOME	0- 0	0- 0	0- 1				
0- 1	0- 0	0- 0	AWAY	0- 1	0- 0	0- 0				
0- 0	0- 0	0- 0	NEUTRAL	0- 0	0- 0	0- 0				

RPI 1-25				RPI 26-50				RPI 51-100				RPI 101+				Team's RPI: 237	
RPI	S	Opponent	Score	RPI	S	Opponent	Score	RPI	S	Opponent	Score	RPI	S	Opponent	Score		
17	N	Northwestern	45 64	46	H	Charlotte	47 59	53	A	UCF	55 91	119	N	Dayton	68 94		
				47	H	Middle Tenn.	66 68	61	A	Wake Forest	53 76	161	H	William & Mary	68 78		
								75	A	Georgia	50 67	163	A	VCU	40 53		
								93	A	Liberty	66 81	182	H	SMU	47 55		
												194	H	Howard	51 67		
												251	A	Longwood	64 61		
												298	H	UMES	57 42		
												337	H	USC Upstate	69 48		
LAST 10 Division I																	
				53	A	UCF	55 91					182	H	SMU	47 55		
				75	A	Georgia	50 67					93	A	Liberty	66 81		
				119	N	Dayton	68 94					61	A	Wake Forest	53 76		
				17	N	Northwestern	45 64					251	A	Longwood	64 61		
				194	H	Howard	51 67					298	H	UMES	57 42		

Non-Div I Games:

East Carolina

Loss, Non-Conf, S Site, H Home A Away N Neutral

Average RPI Win:	287	WON-LOST	WINNING	LAST 10	STRENGTH OF	OPP. STRENGTH	TEAM	ADJ.	CONF.	ADJ CONF.
Average RPI Loss:	153	RECORD	PCT. RANK	GAMES	SCHEDULE	OF SCHEDULE	RPI	RPI	RPI	RPI
DIV. I ONLY	7- 6	148	6-4	344	179	253	253	18	18	
DIV. I NON-CONF.	5- 5	163	4-3	336	202	286	286	21	21	
TOTALS	RPI 1-25	RPI 26-50	W-L RECORDS	RPI 51-100	RPI 101-150	RPI 150+				
7- 6	0- 0	0- 0	OVERALL	0- 1	0- 2	7- 3				
1- 3	0- 0	0- 0	HOME	0- 0	0- 1	1- 2				
5- 3	0- 0	0- 0	AWAY	0- 1	0- 1	5- 1				
1- 0	0- 0	0- 0	NEUTRAL	0- 0	0- 0	1- 0				
5- 5	0- 0	0- 0	NON-CONFERENCE	0- 0	0- 2	5- 3				
1- 3	0- 0	0- 0	HOME	0- 0	0- 1	1- 2				
3- 2	0- 0	0- 0	AWAY	0- 0	0- 1	3- 1				
1- 0	0- 0	0- 0	NEUTRAL	0- 0	0- 0	1- 0				
2- 1	0- 0	0- 0	CONFERENCE	0- 1	0- 0	2- 0				
0- 0	0- 0	0- 0	HOME	0- 0	0- 0	0- 0				
2- 1	0- 0	0- 0	AWAY	0- 1	0- 0	2- 0				
0- 0	0- 0	0- 0	NEUTRAL	0- 0	0- 0	0- 0				

RPI 1-25				RPI 26-50				RPI 51-100				RPI 101+				Team's RPI: 253	
RPI	S	Opponent	Score	RPI	S	Opponent	Score	RPI	S	Opponent	Score	RPI	S	Opponent	Score		
								80	A	Belmont	45	69	101	A	Wisconsin	55	63
														H	Loyola Chicago	51	67
														H	Valparaiso	66	78
														A	Northern Ill.	48	61
														N	Western Ill.	60	52
														A	Lipscomb	66	56
														A	Eastern Ky.	83	63
														H	Omaha	65	52
														H	Indiana St.	57	59
														A	UIC	80	45
														A	Evansville	90	44
														A	Tennessee St.	73	52
LAST 10 Division I																	
								80	A	Belmont	45	69	257	A	Eastern Ky.	83	63
								336	A	Tennessee St.	73	52	274	H	Omaha	65	52
								165	H	Valparaiso	66	78	245	A	Lipscomb	66	56
								236	N	Western Ill.	60	52	101	A	Wisconsin	55	63
								186	A	Northern Ill.	48	61	331	A	Evansville	90	44

Non-Div I Games: Lindenwood (MO) 88 66

Eastern Ill.

■ Loss,
 ■ Non-Conf,
 ■ S Site,
 ■ Home
 ■ A Away
 N Neutral

Average RPI Win:	233	WON-LOST	WINNING	LAST 10	STRENGTH OF	OPP. STRENGTH	TEAM	ADJ.	CONF.	ADJ CONF.
Average RPI Loss:	166	RECORD	PCT. RANK	GAMES	SCHEDULE	OF SCHEDULE	RPI	RPI	RPI	RPI
DIV. I ONLY	5- 8	226	3-7	246	264	257	257	18	18	
DIV. I NON-CONF.	5- 5	163	3-4	250	169	183	183	21	21	
TOTALS	RPI 1-25	RPI 26-50	W-L RECORDS	RPI 51-100	RPI 101-150	RPI 150+				
5- 8	0- 0	0- 1	OVERALL	0- 1	0- 1	5- 5				
2- 5	0- 0	0- 0	HOME	0- 0	0- 0	2- 5				
3- 3	0- 0	0- 1	AWAY	0- 1	0- 1	3- 0				
0- 0	0- 0	0- 0	NEUTRAL	0- 0	0- 0	0- 0				
5- 5	0- 0	0- 1	NON-CONFERENCE	0- 1	0- 1	5- 2				
2- 2	0- 0	0- 0	HOME	0- 0	0- 0	2- 2				
3- 3	0- 0	0- 1	AWAY	0- 1	0- 1	3- 0				
0- 0	0- 0	0- 0	NEUTRAL	0- 0	0- 0	0- 0				
0- 3	0- 0	0- 0	CONFERENCE	0- 0	0- 0	0- 3				
0- 3	0- 0	0- 0	HOME	0- 0	0- 0	0- 3				
0- 0	0- 0	0- 0	AWAY	0- 0	0- 0	0- 0				
0- 0	0- 0	0- 0	NEUTRAL	0- 0	0- 0	0- 0				

RPI 1-25				RPI 26-50				RPI 51-100				RPI 101+				Team's RPI: 257	
RPI	S	Opponent	Score	RPI	S	Opponent	Score	RPI	S	Opponent	Score	RPI	S	Opponent	Score		
				50	A	Vanderbilt	69 75	68	A	IUPUI	42 72	134	A	Butler	41 73		
												160	H	Tennessee Tech	42 60		
												170	H	Miami (OH)	57 75		
												184	A	Memphis	63 60		
												185	H	Youngstown St.	63 72		
												212	H	Northern Ky.	69 62		
												224	H	Chattanooga	71 65		
												228	A	Xavier	56 55		
												253	H	Eastern Ill.	63 83		
												308	H	Jacksonville St.	33 43		
												317	A	Mercer	61 60		
LAST 10 Division I																	
				308	H	Jacksonville St.	33 43					253	H	Eastern Ill.	63 83		
				160	H	Tennessee Tech	42 60					185	H	Youngstown St.	63 72		
				68	A	IUPUI	42 72					224	H	Chattanooga	71 65		
				50	A	Vanderbilt	69 75					317	A	Mercer	61 60		
				228	A	Xavier	56 55					170	H	Miami (OH)	57 75		

Non-Div I Games: Alice Lloyd 102 65

Eastern Ky.

■ Loss,
■ Non-Conf,
■ S Site,
■ H Home
■ A Away
N Neutral

Average RPI Win:	242	WON-LOST	WINNING	LAST 10	STRENGTH OF	OPP. STRENGTH	TEAM	ADJ.	CONF.	ADJ CONF.
Average RPI Loss:	120	RECORD	PCT. RANK	GAMES	SCHEDULE	OF SCHEDULE	RPI	RPI	RPI	RPI
DIV. I ONLY	6- 6	162	6-4	233	211	188	188	10	10	
DIV. I NON-CONF.	4- 6	212	4-4	243	247	240	240	10	10	
TOTALS	RPI 1-25	RPI 26-50	W-L RECORDS	RPI 51-100	RPI 101-150	RPI 150+				
6- 6	0- 0	0- 0	OVERALL	0- 2	1- 2	5- 2				
3- 2	0- 0	0- 0	HOME	0- 2	0- 0	3- 0				
3- 4	0- 0	0- 0	AWAY	0- 0	1- 2	2- 2				
0- 0	0- 0	0- 0	NEUTRAL	0- 0	0- 0	0- 0				
4- 6	0- 0	0- 0	NON-CONFERENCE	0- 2	0- 2	4- 2				
2- 2	0- 0	0- 0	HOME	0- 2	0- 0	2- 0				
2- 4	0- 0	0- 0	AWAY	0- 0	0- 2	2- 2				
0- 0	0- 0	0- 0	NEUTRAL	0- 0	0- 0	0- 0				
2- 0	0- 0	0- 0	CONFERENCE	0- 0	1- 0	1- 0				
1- 0	0- 0	0- 0	HOME	0- 0	0- 0	1- 0				
1- 0	0- 0	0- 0	AWAY	0- 0	1- 0	0- 0				
0- 0	0- 0	0- 0	NEUTRAL	0- 0	0- 0	0- 0				

RPI 1-25				RPI 26-50				RPI 51-100				RPI 101+				Team's RPI: 188	
RPI	S	Opponent	Score	RPI	S	Opponent	Score	RPI	S	Opponent	Score	RPI	S	Opponent	Score		
								52	H	Michigan	38	57	105	A	Michigan St.	50	85
								78	H	Southern Ill.	54	85	129	A	Kent St.	74	69
													149	A	Binghamton	67	78
													152	A	Wichita St.	52	63
													169	H	Southeast Mo. St.	69	64
													176	H	Bowling Green	78	61
													185	A	Youngstown St.	77	79
													324	H	Purdue Fort Wayne	64	40
													325	A	Detroit Mercy	84	70
													330	A	UIC	68	59
LAST 10 Division I																	
				176	H	Bowling Green	78	61		129	A	Kent St.	74	69			
				325	A	Detroit Mercy	84	70		149	A	Binghamton	67	78			
				330	A	UIC	68	59		52	H	Michigan	38	57			
				324	H	Purdue Fort Wayne	64	40		78	H	Southern Ill.	54	85			
				152	A	Wichita St.	52	63		169	H	Southeast Mo. St.	69	64			

Non-Div I Games: Olivet 95 38

Eastern Mich.

■ Loss,
 ■ Non-Conf,
 ■ S Site,
 ■ H Home
 ■ A Away
 N Neutral

Average RPI Win:	259	WON-LOST	WINNING	LAST 10	STRENGTH OF	OPP. STRENGTH	TEAM	ADJ.	CONF.	ADJ CONF.
Average RPI Loss:	154	RECORD	PCT. RANK	GAMES	SCHEDULE	OF SCHEDULE	RPI	RPI	RPI	RPI
DIV. I ONLY	1- 11	334	1-9	75	246	295	295	22	22	
DIV. I NON-CONF.	0- 8	338	0-6	14	197	259	259	18	18	
TOTALS	RPI 1-25	RPI 26-50	W-L RECORDS	RPI 51-100	RPI 101-150	RPI 150+				
1- 11	0- 2	0- 0	OVERALL	0- 0	0- 3	1- 6				
1- 3	0- 0	0- 0	HOME	0- 0	0- 1	1- 2				
0- 7	0- 2	0- 0	AWAY	0- 0	0- 1	0- 4				
0- 1	0- 0	0- 0	NEUTRAL	0- 0	0- 1	0- 0				
0- 8	0- 2	0- 0	NON-CONFERENCE	0- 0	0- 3	0- 3				
0- 2	0- 0	0- 0	HOME	0- 0	0- 1	0- 1				
0- 5	0- 2	0- 0	AWAY	0- 0	0- 1	0- 2				
0- 1	0- 0	0- 0	NEUTRAL	0- 0	0- 1	0- 0				
1- 3	0- 0	0- 0	CONFERENCE	0- 0	0- 0	1- 3				
1- 1	0- 0	0- 0	HOME	0- 0	0- 0	1- 1				
0- 2	0- 0	0- 0	AWAY	0- 0	0- 0	0- 2				
0- 0	0- 0	0- 0	NEUTRAL	0- 0	0- 0	0- 0				

RPI 1-25				RPI 26-50				RPI 51-100				RPI 101+ Team's RPI: 295			
RPI	S	Opponent	Score	RPI	S	Opponent	Score	RPI	S	Opponent	Score	RPI	S	Opponent	Score
7	A	Stanford	27 92									106	H	Boise St.	61 63
8	A	Gonzaga	44 84									110	N	Bradley	46 66
												142	A	Utah	49 87
												173	A	Montana	54 92
												195	A	San Jose St.	66 84
												199	A	Portland St.	58 75
												238	H	Pepperdine	52 53
												240	A	UMKC	55 66
												259	H	Weber St.	63 53
												279	H	Idaho St.	47 67
LAST 10 Division I															
199	A	Portland St.	58 75	173	A	Montana	54 92								
279	H	Idaho St.	47 67	106	H	Boise St.	61 63								
259	H	Weber St.	63 53	238	H	Pepperdine	52 53								
110	N	Bradley	46 66	8	A	Gonzaga	44 84								
240	A	UMKC	55 66	142	A	Utah	49 87								

Non-Div I Games: Northwest Chrst. 81 62

Eastern Wash.

■ Loss,
■ Non-Conf, S Site,
■ Home
■ Away
N Neutral

Average RPI Win:	236	WON-LOST	WINNING	LAST 10	STRENGTH OF	OPP. STRENGTH	TEAM	ADJ.	CONF.	ADJ CONF.
Average RPI Loss:	62	RECORD	PCT. RANK	GAMES	SCHEDULE	OF SCHEDULE	RPI	RPI	RPI	RPI
DIV. I ONLY	6- 7	192	4-6	24	226	90	90	14	14	
DIV. I NON-CONF.	4- 6	212	2-5	33	223	117	117	14	14	
TOTALS	RPI 1-25	RPI 26-50	W-L RECORDS	RPI 51-100	RPI 101-150	RPI 150+				
6- 7	0- 1	0- 1	OVERALL	0- 4	1- 1	5- 0				
3- 1	0- 0	0- 0	HOME	0- 1	0- 0	3- 0				
3- 4	0- 1	0- 1	AWAY	0- 2	1- 0	2- 0				
0- 2	0- 0	0- 0	NEUTRAL	0- 1	0- 1	0- 0				
4- 6	0- 1	0- 0	NON-CONFERENCE	0- 4	1- 1	3- 0				
2- 1	0- 0	0- 0	HOME	0- 1	0- 0	2- 0				
2- 3	0- 1	0- 0	AWAY	0- 2	1- 0	1- 0				
0- 2	0- 0	0- 0	NEUTRAL	0- 1	0- 1	0- 0				
2- 1	0- 0	0- 1	CONFERENCE	0- 0	0- 0	2- 0				
1- 0	0- 0	0- 0	HOME	0- 0	0- 0	1- 0				
1- 1	0- 0	0- 1	AWAY	0- 0	0- 0	1- 0				
0- 0	0- 0	0- 0	NEUTRAL	0- 0	0- 0	0- 0				

RPI 1-25				RPI 26-50				RPI 51-100				Team's RPI: 90	RPI 101+			
RPI	S	Opponent	Score	RPI	S	Opponent	Score	RPI	S	Opponent	Score		RPI	S	Opponent	Score
15	A	NC State	49 62	31	A	James Madison	48 61	61	H	Wake Forest	57 69		111	A	Furman	87 76
								67	A	Marist	55 63		117	N	Coastal Caro.	65 76
								68	N	IUPUI	53 59		216	A	UNLV	50 44
								77	A	North Carolina	46 76		229	H	Col. of Charleston	90 48
													243	A	Towson	74 61
													283	H	Appalachian St.	67 66
													333	H	Western Caro.	68 24
LAST 10 Division I																
31	A	James Madison	48 61	229	H	Col. of Charleston	90 48									
243	A	Towson	74 61	68	N	IUPUI	53 59									
111	A	Furman	87 76	216	A	UNLV	50 44									
117	N	Coastal Caro.	65 76	61	H	Wake Forest	57 69									
15	A	NC State	49 62	77	A	North Carolina	46 76									

Non-Div I Games: Newberry 73 53

Elon

Average RPI Win:	324	WON-LOST	WINNING	LAST 10	STRENGTH OF	OPP. STRENGTH	TEAM	ADJ.	CONF.	ADJ CONF.
Average RPI Loss:	184	RECORD	PCT. RANK	GAMES	SCHEDULE	OF SCHEDULE	RPI	RPI	RPI	RPI
DIV. I ONLY	2- 11	321	2-8	237	342	331	331	7	7	
DIV. I NON-CONF.	2- 8	295	2-5	328	343	343	343	7	7	
TOTALS	RPI 1-25	RPI 26-50	W-L RECORDS	RPI 51-100	RPI 101-150	RPI 150+				
2- 11	0- 0	0- 0	OVERALL	0- 1	0- 4	2- 6				
2- 3	0- 0	0- 0	HOME	0- 0	0- 1	2- 2				
0- 8	0- 0	0- 0	AWAY	0- 1	0- 3	0- 4				
0- 0	0- 0	0- 0	NEUTRAL	0- 0	0- 0	0- 0				
2- 8	0- 0	0- 0	NON-CONFERENCE	0- 0	0- 2	2- 6				
2- 2	0- 0	0- 0	HOME	0- 0	0- 0	2- 2				
0- 6	0- 0	0- 0	AWAY	0- 0	0- 2	0- 4				
0- 0	0- 0	0- 0	NEUTRAL	0- 0	0- 0	0- 0				
0- 3	0- 0	0- 0	CONFERENCE	0- 1	0- 2	0- 0				
0- 1	0- 0	0- 0	HOME	0- 0	0- 1	0- 0				
0- 2	0- 0	0- 0	AWAY	0- 1	0- 1	0- 0				
0- 0	0- 0	0- 0	NEUTRAL	0- 0	0- 0	0- 0				

RPI S	Opponent	Score	RPI S	Opponent	Score	RPI S	Opponent	Score	RPI S	Opponent	Score	Team's RPI: 331
89	A Illinois St.	58	81	108	H Loyola Chicago	61	71	110	A Bradley	51	82	
140	A Illinois	44	59	145	A Austin Peay	64	80	169	A Southeast Mo. St.	60	83	
170	A Miami (OH)	64	72	211	H Murray St.	59	61	253	H Eastern Ill.	44	90	
300	H Marshall	66	62	303	A SIUE	74	85	324	A Purdue Fort Wayne	64	67	
347	H Chicago St.	76	42	347	H Chicago St.	76	42					
LAST 10 Division I												
89	A Illinois St.	58	81	108	H Loyola Chicago	61	71	110	A Bradley	51	82	
140	A Illinois	44	59	145	A Austin Peay	64	80	170	A Miami (OH)	64	72	
211	H Murray St.	59	61	253	H Eastern Ill.	44	90	300	H Marshall	66	62	
303	A SIUE	74	85	324	A Purdue Fort Wayne	64	67	347	H Chicago St.	76	42	

Non-Div I Games: Brescia 77 61

Evansville

Average RPI Win:	153	WON-LOST	WINNING	LAST 10	STRENGTH OF	OPP. STRENGTH	TEAM	ADJ.	CONF.	ADJ CONF.
Average RPI Loss:	29	RECORD	PCT. RANK	GAMES	SCHEDULE	OF SCHEDULE	RPI	RPI	RPI	RPI
DIV. I ONLY	12- 2	28	9-1	130	38	36	36	15	15	
DIV. I NON-CONF.	10- 2	31	7-1	94	31	27	27	13	13	
TOTALS	RPI 1-25	RPI 26-50	W-L RECORDS	RPI 51-100	RPI 101-150	RPI 150+				
12- 2	0- 1	1- 1	OVERALL	5- 0	2- 0	4- 0				
5- 1	0- 0	1- 1	HOME	2- 0	0- 0	2- 0				
3- 1	0- 1	0- 0	AWAY	1- 0	1- 0	1- 0				
4- 0	0- 0	0- 0	NEUTRAL	2- 0	1- 0	1- 0				
10- 2	0- 1	1- 1	NON-CONFERENCE	4- 0	2- 0	3- 0				
3- 1	0- 0	1- 1	HOME	1- 0	0- 0	1- 0				
3- 1	0- 1	0- 0	AWAY	1- 0	1- 0	1- 0				
4- 0	0- 0	0- 0	NEUTRAL	2- 0	1- 0	1- 0				
2- 0	0- 0	0- 0	CONFERENCE	1- 0	0- 0	1- 0				
2- 0	0- 0	0- 0	HOME	1- 0	0- 0	1- 0				
0- 0	0- 0	0- 0	AWAY	0- 0	0- 0	0- 0				
0- 0	0- 0	0- 0	NEUTRAL	0- 0	0- 0	0- 0				

RPI 1-25				RPI 26-50				Team's RPI: 36				RPI 51-100				RPI 101+			
RPI	S	Opponent	Score	RPI	S	Opponent	Score	RPI	S	Opponent	Score	RPI	S	Opponent	Score	RPI	S	Opponent	Score
21	A	Princeton	53 67	37	H	LSU	63 74	53	H	UCF	72 50	124	N	Notre Dame	69 60				
				45	H	Duke	78 56	56	A	Temple	93 67	144	A	Houston	57 45				
								93	H	Liberty	64 57	222	N	Saint Francis (PA)	97 64				
								98	N	South Fla.	81 77	245	H	Lipscomb	82 56				
								99	N	South Dakota St.	71 70	315	A	FIU	100 54				
												339	H	Central Conn. St.	94 60				
LAST 10 Division I																			
245	H	Lipscomb	82 56	93	H	Liberty	64 57												
45	H	Duke	78 56	144	A	Houston	57 45												
56	A	Temple	93 67	99	N	South Dakota St.	71 70												
37	H	LSU	63 74	98	N	South Fla.	81 77												
339	H	Central Conn. St.	94 60	124	N	Notre Dame	69 60												

Non-Div I Games: Webber Int'l 99 48 Fla. Memorial 91 47 Johnson & Wales (FL89 56

FGCU

Average RPI Win:	299	WON-LOST	WINNING	LAST 10	STRENGTH OF	OPP. STRENGTH	TEAM	ADJ.	CONF.	ADJ CONF.
Average RPI Loss:	183	RECORD	PCT. RANK	GAMES	SCHEDULE	OF SCHEDULE	RPI	RPI	RPI	RPI
DIV. I ONLY	4- 10	274	3-7	277	299	315	315	13	13	
DIV. I NON-CONF.	3- 8	268	2-5	283	300	314	314	15	15	
TOTALS	RPI 1-25	RPI 26-50	W-L RECORDS	RPI 51-100	RPI 101-150	RPI 150+				
4- 10	0- 0	0- 1	OVERALL	0- 1	0- 2	4- 6				
2- 7	0- 0	0- 1	HOME	0- 1	0- 2	2- 3				
2- 3	0- 0	0- 0	AWAY	0- 0	0- 0	2- 3				
0- 0	0- 0	0- 0	NEUTRAL	0- 0	0- 0	0- 0				
3- 8	0- 0	0- 1	NON-CONFERENCE	0- 1	0- 2	3- 4				
1- 7	0- 0	0- 1	HOME	0- 1	0- 2	1- 3				
2- 1	0- 0	0- 0	AWAY	0- 0	0- 0	2- 1				
0- 0	0- 0	0- 0	NEUTRAL	0- 0	0- 0	0- 0				
1- 2	0- 0	0- 0	CONFERENCE	0- 0	0- 0	1- 2				
1- 0	0- 0	0- 0	HOME	0- 0	0- 0	1- 0				
0- 2	0- 0	0- 0	AWAY	0- 0	0- 0	0- 2				
0- 0	0- 0	0- 0	NEUTRAL	0- 0	0- 0	0- 0				

RPI	S	Opponent	Score	RPI	S	Opponent	Score	RPI	S	Opponent	Score	RPI	S	Opponent	Score	Team's RPI: 315
36	H	FGCU	54	100	72	H	North Florida	49	64	145	H	Austin Peay	56	58		
										147	H	Bethune-Cookman	60	65		
										179	A	UTEP	34	64		
										212	H	Northern Ky.	45	67		
										213	A	Jacksonville	52	77		
										249	H	Brown	57	72		
										255	H	North Texas	58	56		
										277	H	Oakland	49	58		
										299	A	UTSA	45	60		
										307	A	N.C. Central	59	58		
										312	H	Grambling	56	55		
										320	A	Georgia St.	70	63		
LAST 10 Division I																
299	A	UTSA	45	60	255	H	North Texas	58	56							
179	A	UTEP	34	64	213	A	Jacksonville	52	77							
249	H	Brown	57	72	307	A	N.C. Central	59	58							
145	H	Austin Peay	56	58	212	H	Northern Ky.	45	67							
312	H	Grambling	56	55	277	H	Oakland	49	58							

Non-Div I Games:

FIU

Average RPI Win: 302		WON-LOST	WINNING	LAST 10	STRENGTH OF	OPP. STRENGTH	TEAM	ADJ.	CONF.	ADJ CONF.
Average RPI Loss: 137		RECORD	PCT. RANK	GAMES	SCHEDULE	OF SCHEDULE	RPI	RPI	RPI	RPI
DIV. I ONLY		5- 6	207	5-5	319	213	269	269	24	24
DIV. I NON-CONF.		3- 6	235	3-5	286	230	302	302	24	24
TOTALS		RPI 1-25	RPI 26-50	W-L RECORDS	RPI 51-100	RPI 101-150	RPI 150+			
5- 6	0- 0		0- 0	OVERALL	0- 3	0- 0	5- 3			
3- 2	0- 0		0- 0	HOME	0- 0	0- 0	3- 2			
2- 4	0- 0		0- 0	AWAY	0- 3	0- 0	2- 1			
0- 0	0- 0		0- 0	NEUTRAL	0- 0	0- 0	0- 0			
3- 6	0- 0		0- 0	NON-CONFERENCE	0- 3	0- 0	3- 3			
2- 2	0- 0		0- 0	HOME	0- 0	0- 0	2- 2			
1- 4	0- 0		0- 0	AWAY	0- 3	0- 0	1- 1			
0- 0	0- 0		0- 0	NEUTRAL	0- 0	0- 0	0- 0			
2- 0	0- 0		0- 0	CONFERENCE	0- 0	0- 0	2- 0			
1- 0	0- 0		0- 0	HOME	0- 0	0- 0	1- 0			
1- 0	0- 0		0- 0	AWAY	0- 0	0- 0	1- 0			
0- 0	0- 0		0- 0	NEUTRAL	0- 0	0- 0	0- 0			

RPI 1-25				RPI 26-50				RPI 51-100				RPI 101+				Team's RPI: 269	
RPI	S	Opponent	Score	RPI	S	Opponent	Score	RPI	S	Opponent	Score	RPI	S	Opponent	Score		
								56	A	Temple	59 77	192	A	Rhode Island	41 74		
								63	A	Seton Hall	44 74	197	H	Dartmouth	51 52		
								64	A	St. John's (NY)	69 71	241	H	Monmouth	49 38		
												249	H	Brown	44 58		
												273	H	Navy	66 52		
												323	A	Siena	65 35		
												327	H	Hofstra	73 64		
												346	A	LIU Brooklyn	53 51		
LAST 10 Division I																	
				323	A	Siena	65 35	241	H	Monmouth	49 38						
				249	H	Brown	44 58	192	A	Rhode Island	41 74						
				64	A	St. John's (NY)	69 71	197	H	Dartmouth	51 52						
				327	H	Hofstra	73 64	346	A	LIU Brooklyn	53 51						
				273	H	Navy	66 52	63	A	Seton Hall	44 74						

Non-Div I Games:

Fairfield

Loss, Non-Conf, S Site, H Home A Away N Neutral

Ralphie Brown				Through Games of Jan. 10, 1910						
Average RPI Win:	294	WON-LOST	WINNING	LAST 10	STRENGTH OF	OPP. STRENGTH	TEAM	ADJ.	CONF.	ADJ CONF.
Average RPI Loss:	245	RECORD	PCT. RANK	GAMES	SCHEDULE	OF SCHEDULE	RPI	RPI	RPI	RPI
DIV. I ONLY	5- 9	238	5-5	350	312	329	329	31	31	
DIV. I NON-CONF.	3- 8	268	3-4	340	326	337	337	30	30	
TOTALS	RPI 1-25	RPI 26-50	W-L RECORDS	RPI 51-100	RPI 101-150	RPI 150+				
5- 9	0- 0	0- 0	OVERALL	0- 0	0- 1	5- 8				
2- 5	0- 0	0- 0	HOME	0- 0	0- 1	2- 4				
3- 4	0- 0	0- 0	AWAY	0- 0	0- 0	3- 4				
0- 0	0- 0	0- 0	NEUTRAL	0- 0	0- 0	0- 0				
3- 8	0- 0	0- 0	NON-CONFERENCE	0- 0	0- 1	3- 7				
1- 4	0- 0	0- 0	HOME	0- 0	0- 1	1- 3				
2- 4	0- 0	0- 0	AWAY	0- 0	0- 0	2- 4				
0- 0	0- 0	0- 0	NEUTRAL	0- 0	0- 0	0- 0				
2- 1	0- 0	0- 0	CONFERENCE	0- 0	0- 0	2- 1				
1- 1	0- 0	0- 0	HOME	0- 0	0- 0	1- 1				
1- 0	0- 0	0- 0	AWAY	0- 0	0- 0	1- 0				
0- 0	0- 0	0- 0	NEUTRAL	0- 0	0- 0	0- 0				

RPI 1-25				RPI 26-50				RPI 51-100				RPI 101+				Team's RPI: 329	
RPI	S	Opponent	Score	RPI	S	Opponent	Score	RPI	S	Opponent	Score	RPI	S	Opponent	Score		
												149	H	Binghamton	48	60	
												194	A	Howard	56	64	
												220	H	Manhattan	61	62	
												222	H	Saint Francis (PA)	56	47	
												246	A	Lafayette	29	61	
												262	H	Loyola Maryland	46	75	
												267	A	UMass Lowell	56	61	
												268	H	Army West Point	68	70	
												284	A	St. Francis Brooklyn	62	57	
												285	A	Pittsburgh	60	69	
												311	A	NJIT	68	59	
												318	H	Bryant	45	57	
												323	H	Siena	67	58	
												332	A	Saint Peter's	77	71	
LAST 10 Division I																	
				318	H	Bryant	45	57	222	H	Saint Francis (PA)	56	47				
				284	A	St. Francis Brooklyn	62	57	311	A	NJIT	68	59				
				267	A	UMass Lowell	56	61	194	A	Howard	56	64				
				332	A	Saint Peter's	77	71	268	H	Army West Point	68	70				
				323	H	Siena	67	58	149	H	Binghamton	48	60				

Non-Div I Games:

Fairleigh Dickinson

■ Loss, ■ Non-Conf, S Site, H Home A Away N Neutral

Fla. Atlantic

Through Games Of Jan. 10, 2020

Average RPI Win:	243	WON-LOST	WINNING	LAST 10	STRENGTH OF	OPP. STRENGTH	TEAM	ADJ.	CONF.	ADJ CONF.
Average RPI Loss:	108	RECORD	PCT. RANK	GAMES	SCHEDULE	OF SCHEDULE	RPI	RPI	RPI	RPI
DIV. I ONLY	7- 7	162	5-5	170	162	181	181	13	13	
DIV. I NON-CONF.	6- 5	151	4-3	195	126	172	172	15	15	
TOTALS	RPI 1-25	RPI 26-50	W-L RECORDS	RPI 51-100	RPI 101-150	RPI 150+				
7- 7	0- 1	0- 0	OVERALL	0- 1	1- 3	6- 2				
4- 4	0- 0	0- 0	HOME	0- 1	0- 2	4- 1				
3- 3	0- 1	0- 0	AWAY	0- 0	1- 1	2- 1				
0- 0	0- 0	0- 0	NEUTRAL	0- 0	0- 0	0- 0				
6- 5	0- 1	0- 0	NON-CONFERENCE	0- 1	1- 3	5- 0				
4- 3	0- 0	0- 0	HOME	0- 1	0- 2	4- 0				
2- 2	0- 1	0- 0	AWAY	0- 0	1- 1	1- 0				
0- 0	0- 0	0- 0	NEUTRAL	0- 0	0- 0	0- 0				
1- 2	0- 0	0- 0	CONFERENCE	0- 0	0- 0	1- 2				
0- 1	0- 0	0- 0	HOME	0- 0	0- 0	0- 1				
1- 1	0- 0	0- 0	AWAY	0- 0	0- 0	1- 1				
0- 0	0- 0	0- 0	NEUTRAL	0- 0	0- 0	0- 0				

RPI 1-25				RPI 26-50				RPI 51-100				RPI 101+ Team's RPI: 181			
RPI	S	Opponent	Score	RPI	S	Opponent	Score	RPI	S	Opponent	Score	RPI	S	Opponent	Score
11	A	Iowa	53 85					57	H	Kansas	60 90	111	H	Furman	63 69
												112	A	Richmond	55 57
												128	A	Western Mich.	80 79
												132	H	Harvard	51 65
												151	H	Rice	69 78
												155	A	Hampton	64 63
												179	A	UTEP	65 96
												193	H	Little Rock	79 72
												262	H	Loyola Maryland	72 61
												299	A	UTSA	80 53
												323	H	Siena	83 39
												339	H	Central Conn. St.	72 54
LAST 10 Division I															
179	A	UTEP	65 96	151	H	Rice	69 78								
299	A	UTSA	80 53	57	H	Kansas	60 90								
132	H	Harvard	51 65	262	H	Loyola Maryland	72 61								
111	H	Furman	63 69	128	A	Western Mich.	80 79								
339	H	Central Conn. St.	72 54	193	H	Little Rock	79 72								

Non-Div I Games:

Fla. Atlantic

Loss, Non-Conf, S Site, H Home A Away N Neutral

Average RPI Win:	227	WON-LOST	WINNING	LAST 10	STRENGTH OF	OPP. STRENGTH	TEAM	ADJ.	CONF.	ADJ CONF.
Average RPI Loss:	31	RECORD	PCT. RANK	GAMES	SCHEDULE	OF SCHEDULE	RPI	RPI	RPI	RPI
DIV. I ONLY	11- 5	81	7-3	227	62	121	121	4	4	
DIV. I NON-CONF.	9- 4	84	5-2	299	95	178	178	5	5	
TOTALS	RPI 1-25	RPI 26-50	W-L RECORDS	RPI 51-100	RPI 101-150	RPI 150+				
11- 5	0- 3	1- 0	OVERALL	0- 2	3- 0	7- 0				
7- 2	0- 2	1- 0	HOME	0- 0	2- 0	4- 0				
3- 2	0- 1	0- 0	AWAY	0- 1	1- 0	2- 0				
1- 1	0- 0	0- 0	NEUTRAL	0- 1	0- 0	1- 0				
9- 4	0- 2	0- 0	NON-CONFERENCE	0- 2	2- 0	7- 0				
6- 2	0- 2	0- 0	HOME	0- 0	2- 0	4- 0				
2- 1	0- 0	0- 0	AWAY	0- 1	0- 0	2- 0				
1- 1	0- 0	0- 0	NEUTRAL	0- 1	0- 0	1- 0				
2- 1	0- 1	1- 0	CONFERENCE	0- 0	1- 0	0- 0				
1- 0	0- 0	1- 0	HOME	0- 0	0- 0	0- 0				
1- 1	0- 1	0- 0	AWAY	0- 0	1- 0	0- 0				
0- 0	0- 0	0- 0	NEUTRAL	0- 0	0- 0	0- 0				

RPI 1-25				RPI 26-50				RPI 51-100				RPI 101+ Team's RPI: 121			
RPI	S	Opponent	Score	RPI	S	Opponent	Score	RPI	S	Opponent	Score	RPI	S	Opponent	Score
10	H	Indiana	49 73	50	H	Vanderbilt	68 60	57	A	Kansas	66 76	107	H	Davidson	55 50
12	A	Mississippi St.	47 93					61	N	Wake Forest	68 73	133	A	Auburn	83 63
16	H	Florida St.	55 66									143	H	Samford	84 48
												228	N	Xavier	67 64
												251	H	Longwood	71 54
												301	H	Presbyterian	60 46
												306	A	Prairie View	51 44
												312	A	Grambling	72 65
												317	H	Mercer	71 50
												348	H	Florida A&M	84 40
LAST 10 Division I															
				50	H	Vanderbilt	68 60	133	A	Auburn	83 63				
				12	A	Mississippi St.	47 93	317	H	Mercer	71 50				
				107	H	Davidson	55 50	57	A	Kansas	66 76				
				61	N	Wake Forest	68 73	306	A	Prairie View	51 44				
				228	N	Xavier	67 64	348	H	Florida A&M	84 40				

Non-Div I Games:

Florida

■ Loss,
■ Non-Conf,
■ S Site,
■ H Home
■ A Away
N Neutral

RPI 1-25				RPI 26-50				RPI 51-100				RPI 101+				Team's RPI: 348	
RPI	S	Opponent	Score	RPI	S	Opponent	Score	RPI	S	Opponent	Score	RPI	S	Opponent	Score		
				37	A	LSU	45 73					121	A	Florida	40 84		
												164	A	Texas Tech	60 98		
												213	H	Jacksonville	54 88		
												265	H	Alabama A&M	53 77		
												307	A	N.C. Central	57 66		
												308	A	Jacksonville St.	67 72		
												322	A	Alcorn	42 58		
												337	A	USC Upstate	61 74		
												350	A	Mississippi Val.	70 71		
EAST 10 Division I																	
				307	A	N.C. Central	57 66					94	A	N.C. A&T	44 71		
				37	A	LSU	45 73					350	A	Mississippi Val.	70 71		
				265	H	Alabama A&M	53 77					121	A	Florida	40 84		
				213	H	Jacksonville	54 88					164	A	Texas Tech	60 98		
				322	A	Alcorn	42 58					308	A	Jacksonville St.	67 72		

Page 89

Average RPI Win:	124	WON-LOST	WINNING	LAST 10	STRENGTH OF	OPP. STRENGTH	TEAM	ADJ.	CONF.	ADJ CONF.
Average RPI Loss:	44	RECORD	PCT. RANK	GAMES	SCHEDULE	OF SCHEDULE	RPI	RPI	RPI	RPI
DIV. I ONLY	14- 2	17	8-2	51	22	16	16	3	3	
DIV. I NON-CONF.	11- 0	1	5-0	89	80	9	9	2	2	
TOTALS	RPI 1-25	RPI 26-50	W-L RECORDS	RPI 51-100	RPI 101-150	RPI 150+				
14- 2	1- 1	3- 0	OVERALL	3- 1	3- 0	4- 0				
7- 1	0- 1	1- 0	HOME	2- 0	2- 0	2- 0				
5- 1	0- 0	2- 0	AWAY	0- 1	1- 0	2- 0				
2- 0	1- 0	0- 0	NEUTRAL	1- 0	0- 0	0- 0				
11- 0	1- 0	1- 0	NON-CONFERENCE	3- 0	3- 0	3- 0				
6- 0	0- 0	0- 0	HOME	2- 0	2- 0	2- 0				
3- 0	0- 0	1- 0	AWAY	0- 0	1- 0	1- 0				
2- 0	1- 0	0- 0	NEUTRAL	1- 0	0- 0	0- 0				
3- 2	0- 1	2- 0	CONFERENCE	0- 1	0- 0	1- 0				
1- 1	0- 1	1- 0	HOME	0- 0	0- 0	0- 0				
2- 1	0- 0	1- 0	AWAY	0- 1	0- 0	1- 0				
0- 0	0- 0	0- 0	NEUTRAL	0- 0	0- 0	0- 0				

RPI 1-25				Team's RPI: 16		RPI 26-50				RPI 51-100				RPI 101+					
RPI	S	Opponent	Score		RPI	S	Opponent	Score		RPI	S	Opponent	Score		RPI	S	Opponent	Score	
19	N	Texas A&M	80	58	26	H	Virginia Tech	86	62	52	N	Michigan	79	69	105	H	Michigan St.	78	68
22	H	Georgia Tech	52	67	31	A	Miami (FL)	73	62	64	H	St. John's (NY)	74	70	121	A	Florida	66	55
					37	A	LSU	70	62	66	A	Syracuse	89	90	143	H	Samford	88	59
										72	H	North Florida	70	41	178	A	Clemson	81	64
															213	H	Jacksonville	75	41
															330	A	UIC	86	42
															344	H	Charleston So.	88	36
LAST 10 Division I																			
					31	A	Miami (FL)	73	62	22	H	Georgia Tech	52	67					
					66	A	Syracuse	89	90	64	H	St. John's (NY)	74	70					
					26	H	Virginia Tech	86	62	178	A	Clemson	81	64					
					52	N	Michigan	79	69	105	H	Michigan St.	78	68					
					72	H	North Florida	70	41	19	N	Texas A&M	80	58					

Non-Div I Games:

Florida St.

Average RPI Win:	176	WON-LOST	WINNING	LAST 10	STRENGTH OF	OPP. STRENGTH	TEAM	ADJ.	CONF.	ADJ CONF.
Average RPI Loss:	116	RECORD	PCT. RANK	GAMES	SCHEDULE	OF SCHEDULE	RPI	RPI	RPI	RPI
DIV. I ONLY	9- 6	112	8-2	189	83	138	138	12	12	
DIV. I NON-CONF.	8- 5	117	7-1	169	85	125	125	12	12	
TOTALS	RPI 1-25	RPI 26-50	W-L RECORDS	RPI 51-100	RPI 101-150	RPI 150+				
9- 6	0- 0	1- 1	OVERALL	1- 1	2- 2	5- 2				
6- 2	0- 0	0- 0	HOME	0- 1	2- 1	4- 0				
2- 3	0- 0	1- 0	AWAY	0- 0	0- 1	1- 2				
1- 1	0- 0	0- 1	NEUTRAL	1- 0	0- 0	0- 0				
8- 5	0- 0	1- 1	NON-CONFERENCE	1- 1	2- 1	4- 2				
5- 2	0- 0	0- 0	HOME	0- 1	2- 1	3- 0				
2- 2	0- 0	1- 0	AWAY	0- 0	0- 0	1- 2				
1- 1	0- 0	0- 1	NEUTRAL	1- 0	0- 0	0- 0				
1- 1	0- 0	0- 0	CONFERENCE	0- 0	0- 1	1- 0				
1- 0	0- 0	0- 0	HOME	0- 0	0- 0	1- 0				
0- 1	0- 0	0- 0	AWAY	0- 0	0- 1	0- 0				
0- 0	0- 0	0- 0	NEUTRAL	0- 0	0- 0	0- 0				

RPI 1-25				RPI 26-50				RPI 51-100				RPI 101+				Team's RPI: 138	
RPI	S	Opponent	Score	RPI	S	Opponent	Score	RPI	S	Opponent	Score	RPI	S	Opponent	Score		
				44	N	Arkansas	59 71	65	H	Villanova	66 73	107	A	Davidson	62 74		
				46	A	Charlotte	76 51	92	N	Lehigh	59 57	124	H	Notre Dame	55 60		
												143	H	Samford	68 37		
												144	H	Houston	63 54		
												156	A	Columbia	51 70		
												200	A	Penn St.	59 72		
												204	H	Northeastern	74 58		
												220	A	Manhattan	51 45		
												225	H	Southern U.	65 52		
												231	H	Georgetown	67 54		
												278	H	St. Bonaventure	79 53		
LAST 10 Division I																	
				278	H	St. Bonaventure	79 53	107	A	Davidson	62 74						
				144	H	Houston	63 54	220	A	Manhattan	51 45						
				143	H	Samford	68 37	92	N	Lehigh	59 57						
				225	H	Southern U.	65 52	44	N	Arkansas	59 71						
				231	H	Georgetown	67 54	46	A	Charlotte	76 51						

Non-Div I Games:

Fordham

 Loss,
 Non-Conf,
 S Site,
 H Home
 A Away
N Neutral

Average RPI Win:	241	WON-LOST	WINNING	LAST 10	STRENGTH OF	OPP. STRENGTH	TEAM	ADJ.	CONF.	ADJ CONF.
Average RPI Loss:	113	RECORD	PCT. RANK	GAMES	SCHEDULE	OF SCHEDULE	RPI	RPI	RPI	RPI
DIV. I ONLY	10- 4	64	7-3	254	205	123	123	21	21	
DIV. I NON-CONF.	5- 4	140	2-3	274	168	182	182	25	25	
TOTALS	RPI 1-25	RPI 26-50	W-L RECORDS	RPI 51-100	RPI 101-150	RPI 150+				
10- 4	0- 0	0- 0	OVERALL	0- 1	0- 2	10- 1				
5- 1	0- 0	0- 0	HOME	0- 0	0- 1	5- 0				
4- 2	0- 0	0- 0	AWAY	0- 0	0- 1	4- 1				
1- 1	0- 0	0- 0	NEUTRAL	0- 1	0- 0	1- 0				
5- 4	0- 0	0- 0	NON-CONFERENCE	0- 1	0- 2	5- 1				
2- 1	0- 0	0- 0	HOME	0- 0	0- 1	2- 0				
2- 2	0- 0	0- 0	AWAY	0- 0	0- 1	2- 1				
1- 1	0- 0	0- 0	NEUTRAL	0- 1	0- 0	1- 0				
5- 0	0- 0	0- 0	CONFERENCE	0- 0	0- 0	5- 0				
3- 0	0- 0	0- 0	HOME	0- 0	0- 0	3- 0				
2- 0	0- 0	0- 0	AWAY	0- 0	0- 0	2- 0				
0- 0	0- 0	0- 0	NEUTRAL	0- 0	0- 0	0- 0				

RPI 1-25			RPI 26-50			RPI 51-100			RPI 101+			Team's RPI: 123
RPI	S	Opponent	Score	RPI	S	Opponent	Score	RPI	S	Opponent	Score	
						55 N Yale	67 87			113 A Santa Clara	66 90	
										125 H BYU	65 71	
										157 A Portland	64 75	
										172 H New Mexico	84 81	
										173 A Montana	76 63	
										195 A San Jose St.	85 76	
										216 A UNLV	72 66	
										231 N Georgetown	82 69	
										248 H UC Davis	73 65	
										264 H Northern Ariz.	83 66	
										291 H San Diego St.	79 54	
										293 H Utah St.	76 64	
										328 A Cal Poly	79 52	
LAST 10 Division I												
195	A	San Jose St.	85 76	172	H	New Mexico	84 81					
291	H	San Diego St.	79 54	231	N	Georgetown	82 69					
113	A	Santa Clara	66 90	55	N	Yale	67 87					
293	H	Utah St.	76 64	264	H	Northern Ariz.	83 66					
216	A	UNLV	72 66	125	H	BYU	65 71					

Non-Div I Games: La Verne 111 56 UC Merced 92 26

Fresno St.

■ Loss,
 ■ Non-Conf,
 ■ S Site,
 ■ H Home
 ■ A Away
 N Neutral

Average RPI Win:	214	WON-LOST	WINNING	LAST 10	STRENGTH OF	OPP. STRENGTH	TEAM	ADJ.	CONF.	ADJ CONF.
Average RPI Loss:	88	RECORD	PCT. RANK	GAMES	SCHEDULE	OF SCHEDULE	RPI	RPI	RPI	RPI
DIV. I ONLY	8- 5	106	6-4	208	80	111	111	20	20	
DIV. I NON-CONF.	7- 5	130	5-4	168	59	91	91	20	20	
TOTALS	RPI 1-25	RPI 26-50	W-L RECORDS	RPI 51-100	RPI 101-150	RPI 150+				
8- 5	0- 0	0- 2	OVERALL	0- 2	2- 0	6- 1				
4- 1	0- 0	0- 0	HOME	0- 1	0- 0	4- 0				
3- 4	0- 0	0- 2	AWAY	0- 1	1- 0	2- 1				
1- 0	0- 0	0- 0	NEUTRAL	0- 0	1- 0	0- 0				
7- 5	0- 0	0- 2	NON-CONFERENCE	0- 2	2- 0	5- 1				
3- 1	0- 0	0- 0	HOME	0- 1	0- 0	3- 0				
3- 4	0- 0	0- 2	AWAY	0- 1	1- 0	2- 1				
1- 0	0- 0	0- 0	NEUTRAL	0- 0	1- 0	0- 0				
1- 0	0- 0	0- 0	CONFERENCE	0- 0	0- 0	1- 0				
1- 0	0- 0	0- 0	HOME	0- 0	0- 0	1- 0				
0- 0	0- 0	0- 0	AWAY	0- 0	0- 0	0- 0				
0- 0	0- 0	0- 0	NEUTRAL	0- 0	0- 0	0- 0				

RPI S	Opponent	Score	RPI S	Opponent	Score	RPI S	Opponent	Score	RPI S	Opponent	Score	Team's RPI: 111
47	A Middle Tenn.	62 78	50	A Vanderbilt	46 74	75	A Georgia	48 77	112	A Richmond	70 69	
						90	H Elon	76 87	131	N Saint Joseph's	63 48	
									155	H Hampton	70 65	
									178	A Clemson	71 77	
									181	A Fla. Atlantic	69 63	
									205	A Gardner-Webb	72 67	
									289	H Ga. Southern	78 63	
									317	H Mercer	62 49	
									320	H Georgia St.	62 55	
LAST 10 Division I												
90	H Elon	76 87	317	H Mercer	62 49							
131	N Saint Joseph's	63 48	320	H Georgia St.	62 55							
181	A Fla. Atlantic	69 63	205	A Gardner-Webb	72 67							
75	A Georgia	48 77	47	A Middle Tenn.	62 78							
112	A Richmond	70 69	50	A Vanderbilt	46 74							

Non-Div I Games: North Greenville 88 51 Newberry 62 43

Furman

Ga. Southern

Through Games Of Jan. 10, 2020

Average RPI Win:	270	WON-LOST	WINNING	LAST 10	STRENGTH OF	OPP. STRENGTH	TEAM	ADJ.	CONF.	ADJ CONF.
Average RPI Loss:	190	RECORD	PCT. RANK	GAMES	SCHEDULE	OF SCHEDULE	RPI	RPI	RPI	RPI
DIV. I ONLY	5- 9	238	5-5	300	286	289	289	23	23	
DIV. I NON-CONF.	3- 8	268	3-4	280	279	292	292	22	22	
TOTALS	RPI 1-25	RPI 26-50	W-L RECORDS	RPI 51-100	RPI 101-150	RPI 150+				
5- 9	0- 0	0- 0	OVERALL	0- 0	0- 5	5- 4				
2- 2	0- 0	0- 0	HOME	0- 0	0- 1	2- 1				
2- 6	0- 0	0- 0	AWAY	0- 0	0- 3	2- 3				
1- 1	0- 0	0- 0	NEUTRAL	0- 0	0- 1	1- 0				
3- 8	0- 0	0- 0	NON-CONFERENCE	0- 0	0- 5	3- 3				
0- 2	0- 0	0- 0	HOME	0- 0	0- 1	0- 1				
2- 5	0- 0	0- 0	AWAY	0- 0	0- 3	2- 2				
1- 1	0- 0	0- 0	NEUTRAL	0- 0	0- 1	1- 0				
2- 1	0- 0	0- 0	CONFERENCE	0- 0	0- 0	2- 1				
2- 0	0- 0	0- 0	HOME	0- 0	0- 0	2- 0				
0- 1	0- 0	0- 0	AWAY	0- 0	0- 0	0- 1				
0- 0	0- 0	0- 0	NEUTRAL	0- 0	0- 0	0- 0				

RPI 1-25			RPI 26-50			RPI 51-100			RPI 101+ Team's RPI: 289		
RPI	S	Opponent	Score	RPI	S	Opponent	Score	RPI	S	Opponent	Score
								111	A	Furman	63 78
								129	N	Kent St.	48 62
								139	H	North Dakota	56 69
								147	A	Bethune-Cookman	57 75
								150	A	Tulane	40 56
								180	H	Louisiana	83 67
								193	A	Little Rock	46 58
								244	A	Winthrop	91 47
								250	H	Kennesaw St.	69 95
								270	A	Ole Miss	66 69
								284	N	St. Francis Brooklyn	78 47
								294	A	Wofford	70 57
								317	A	Mercer	52 62
								349	H	La.-Monroe	64 47
LAST 10 Division I											
180	H	Louisiana	83 67	193	A	Little Rock	46 58				
349	H	La.-Monroe	64 47	270	A	Ole Miss	66 69				
150	A	Tulane	40 56	317	A	Mercer	52 62				
284	N	St. Francis Brooklyn	78 47	294	A	Wofford	70 57				
129	N	Kent St.	48 62	244	A	Winthrop	91 47				

Non-Div I Games:

Ga. Southern

■ Loss,
 ■ Non-Conf,
 ■ S Site,
 ■ H Home
 ■ A Away
 N Neutral

Average RPI Win:	290	WON-LOST	WINNING	LAST 10	STRENGTH OF	OPP. STRENGTH	TEAM	ADJ.	CONF.	ADJ CONF.
Average RPI Loss:	118	RECORD	PCT. RANK	GAMES	SCHEDULE	OF SCHEDULE	RPI	RPI	RPI	RPI
DIV. I ONLY	7- 7	162	4-6	283	221	205	205	27	27	
DIV. I NON-CONF.	5- 4	140	2-3	277	125	181	181	27	27	
TOTALS	RPI 1-25	RPI 26-50	W-L RECORDS	RPI 51-100	RPI 101-150	RPI 150+				
7- 7	0- 0	0- 2	OVERALL	0- 1	0- 1	7- 3				
4- 1	0- 0	0- 0	HOME	0- 0	0- 1	4- 0				
3- 6	0- 0	0- 2	AWAY	0- 1	0- 0	3- 3				
0- 0	0- 0	0- 0	NEUTRAL	0- 0	0- 0	0- 0				
5- 4	0- 0	0- 2	NON-CONFERENCE	0- 1	0- 1	5- 0				
3- 1	0- 0	0- 0	HOME	0- 0	0- 1	3- 0				
2- 3	0- 0	0- 2	AWAY	0- 1	0- 0	2- 0				
0- 0	0- 0	0- 0	NEUTRAL	0- 0	0- 0	0- 0				
2- 3	0- 0	0- 0	CONFERENCE	0- 0	0- 0	2- 3				
1- 0	0- 0	0- 0	HOME	0- 0	0- 0	1- 0				
1- 3	0- 0	0- 0	AWAY	0- 0	0- 0	1- 3				
0- 0	0- 0	0- 0	NEUTRAL	0- 0	0- 0	0- 0				

RPI 1-25				RPI 26-50				RPI 51-100				RPI 101+				Team's RPI: 205	
RPI	S	Opponent	Score	RPI	S	Opponent	Score	RPI	S	Opponent	Score	RPI	S	Opponent	Score		
				26	A	Virginia Tech	65 87	75	A	Georgia	56 84	111	H	Furman	67 72		
				46	A	Charlotte	49 74					155	A	Hampton	58 63		
												162	A	Campbell	44 48		
												218	H	Delaware	67 65		
												244	H	Winthrop	71 59		
												251	A	Longwood	70 80		
												283	A	Appalachian St.	67 56		
												294	H	Wofford	67 53		
												317	A	Mercer	65 62		
												333	H	Western Caro.	88 62		
												344	A	Charleston So.	79 52		
LAST 10 Division I																	
				244	H	Winthrop	71 59	162	A	Campbell	44 48						
				155	A	Hampton	58 63	317	A	Mercer	65 62						
				344	A	Charleston So.	79 52	218	H	Delaware	67 65						
				251	A	Longwood	70 80	26	A	Virginia Tech	65 87						
				75	A	Georgia	56 84	111	H	Furman	67 72						

Non-Div I Games:

Gardner-Webb

■ Loss,
■ Non-Conf,
■ S Site,
■ H Home
■ A Away
N Neutral

Average RPI Win: 218		WON-LOST	WINNING	LAST 10	STRENGTH OF	OPP. STRENGTH	TEAM	ADJ.	CONF.	ADJ CONF.
Average RPI Loss: 139		RECORD	PCT. RANK	GAMES	SCHEDULE	OF SCHEDULE	RPI	RPI	RPI	RPI
DIV. I ONLY		7- 8	183	3-7	106	267	158	158	12	12
DIV. I NON-CONF.		6- 7	182	2-6	101	302	158	158	12	12
TOTALS	RPI 1-25		RPI 26-50		W-L RECORDS		RPI 51-100		RPI 101-150	RPI 150+
7- 8	0- 0		0- 1		OVERALL		0- 1		1- 3	6- 3
3- 4	0- 0		0- 1		HOME		0- 1		1- 0	2- 2
4- 3	0- 0		0- 0		AWAY		0- 0		0- 2	4- 1
0- 1	0- 0		0- 0		NEUTRAL		0- 0		0- 1	0- 0
6- 7	0- 0		0- 1		NON-CONFERENCE		0- 1		0- 2	6- 3
2- 4	0- 0		0- 1		HOME		0- 1		0- 0	2- 2
4- 2	0- 0		0- 0		AWAY		0- 0		0- 1	4- 1
0- 1	0- 0		0- 0		NEUTRAL		0- 0		0- 1	0- 0
1- 1	0- 0		0- 0		CONFERENCE		0- 0		1- 1	0- 0
1- 0	0- 0		0- 0		HOME		0- 0		1- 0	0- 0
0- 1	0- 0		0- 0		AWAY		0- 0		0- 1	0- 0
0- 0	0- 0		0- 0		NEUTRAL		0- 0		0- 0	0- 0

RPI 1-25				RPI 26-50				RPI 51-100				RPI 101+				Team's RPI: 158	
RPI	S	Opponent	Score	RPI	S	Opponent	Score	RPI	S	Opponent	Score	RPI	S	Opponent	Score		
				26	H	Virginia Tech	58 77	88	H	Bucknell	51 64	110	N	Bradley	59 61		
												117	A	Coastal Caro.	59 74		
												119	A	Dayton	55 59		
												126	H	George Washington	70 60		
												182	A	SMU	59 58		
												190	H	American	73 55		
												194	H	Howard	75 86		
												200	A	Penn St.	78 68		
												218	A	Delaware	44 63		
												229	A	Col. of Charleston	72 61		
												240	H	UMKC	58 64		
												273	A	Navy	67 58		
												325	H	Detroit Mercy	75 62		
LAST 10 Division I																	
				126	H	George Washington	70 60	119	A	Dayton	55 59						
				182	A	SMU	59 58	88	H	Bucknell	51 64						
				218	A	Delaware	44 63	117	A	Coastal Caro.	59 74						
				194	H	Howard	75 86	110	N	Bradley	59 61						
				273	A	Navy	67 58	240	H	UMKC	58 64						

Non-Div I Games:

George Mason

Loss, Non-Conf, S Site, H Home A Away N Neutral

George Washington

Through Games Of Jan. 10, 2020

Average RPI Win:	195	WON-LOST	WINNING	LAST 10	STRENGTH OF	OPP. STRENGTH	TEAM	ADJ.	CONF.	ADJ CONF.
Average RPI Loss:	92	RECORD	PCT. RANK	GAMES	SCHEDULE	OF SCHEDULE	RPI	RPI	RPI	RPI
DIV. I ONLY	7- 8	183	5-5	72	147	126	126	12	12	
DIV. I NON-CONF.	6- 7	182	4-4	78	150	126	126	12	12	
TOTALS	RPI 1-25	RPI 26-50	W-L RECORDS	RPI 51-100	RPI 101-150	RPI 150+				
7- 8	0- 1	0- 2	OVERALL	1- 2	1- 0	5- 3				
3- 4	0- 1	0- 1	HOME	0- 1	1- 0	2- 1				
4- 4	0- 0	0- 1	AWAY	1- 1	0- 0	3- 2				
0- 0	0- 0	0- 0	NEUTRAL	0- 0	0- 0	0- 0				
6- 7	0- 1	0- 2	NON-CONFERENCE	1- 2	0- 0	5- 2				
2- 4	0- 1	0- 1	HOME	0- 1	0- 0	2- 1				
4- 3	0- 0	0- 1	AWAY	1- 1	0- 0	3- 1				
0- 0	0- 0	0- 0	NEUTRAL	0- 0	0- 0	0- 0				
1- 1	0- 0	0- 0	CONFERENCE	0- 0	1- 0	0- 1				
1- 0	0- 0	0- 0	HOME	0- 0	1- 0	0- 0				
0- 1	0- 0	0- 0	AWAY	0- 0	0- 0	0- 1				
0- 0	0- 0	0- 0	NEUTRAL	0- 0	0- 0	0- 0				

RPI S	Opponent	Score	RPI S	Opponent	Score	RPI S	Opponent	Score	RPI S	Opponent	Score	Team's RPI: 126
21	H Princeton	50 75	27	A Maryland	54 88	54	H Minnesota	50 83	119	H Duquesne	65 60	
			31	H James Madison	50 69	65	A Villanova	68 56	158	A George Mason	60 70	
						92	A Lehigh	53 59	161	H William & Mary	51 63	
									184	A Memphis	64 63	
									190	A American	53 66	
									210	A Quinnipiac	78 67	
									218	A Delaware	63 49	
									231	H Georgetown	52 49	
									338	H Coppin St.	54 35	
LAST 10 Division I												
158	A George Mason	60 70	119	H Duquesne	65 60							
161	H William & Mary	51 63	210	A Quinnipiac	78 67							
190	A American	53 66	218	A Delaware	63 49							
31	H James Madison	50 69	338	H Coppin St.	54 35							
54	H Minnesota	50 83	231	H Georgetown	52 49							

Non-Div I Games:

George Washington

■ Loss,
 ■ Non-Conf, S Site,
 ■ Home
 ■ Away
 N Neutral

Georgetown

Through Games Of Jan. 10, 2020

Average RPI Win:	242	WON-LOST	WINNING	LAST 10	STRENGTH OF	OPP. STRENGTH	TEAM	ADJ.	CONF.	ADJ CONF.
Average RPI Loss:	107	RECORD	PCT. RANK	GAMES	SCHEDULE	OF SCHEDULE	RPI	RPI	RPI	RPI
DIV. I ONLY	4- 12	287	2-8	154	90	231	231	6	6	
DIV. I NON-CONF.	3- 8	268	1-4	177	194	227	227	6	6	
TOTALS	RPI 1-25	RPI 26-50	W-L RECORDS	RPI 51-100	RPI 101-150	RPI 150+				
4- 12	0- 1	0- 1	OVERALL	0- 2	1- 6	3- 2				
1- 5	0- 1	0- 1	HOME	0- 0	1- 2	0- 1				
3- 6	0- 0	0- 0	AWAY	0- 2	0- 3	3- 1				
0- 1	0- 0	0- 0	NEUTRAL	0- 0	0- 1	0- 0				
3- 8	0- 0	0- 1	NON-CONFERENCE	0- 0	0- 6	3- 1				
0- 3	0- 0	0- 1	HOME	0- 0	0- 2	0- 0				
3- 4	0- 0	0- 0	AWAY	0- 0	0- 3	3- 1				
0- 1	0- 0	0- 0	NEUTRAL	0- 0	0- 1	0- 0				
1- 4	0- 1	0- 0	CONFERENCE	0- 2	1- 0	0- 1				
1- 2	0- 1	0- 0	HOME	0- 0	1- 0	0- 1				
0- 2	0- 0	0- 0	AWAY	0- 2	0- 0	0- 0				
0- 0	0- 0	0- 0	NEUTRAL	0- 0	0- 0	0- 0				

RPI	S	Opponent	Score	RPI	S	Opponent	Score	RPI	S	Opponent	Score	RPI	S	Opponent	Score	Team's RPI: 231
13	H	Creighton	56 65	31	H	James Madison	59 66	63	A	Seton Hall	60 79	107	A	Davidson	52 66	
								64	A	St. John's (NY)	54 71	112	H	Richmond	49 51	
												114	H	Providence	62 53	
												118	H	Rider	64 65	
												123	N	Fresno St.	69 82	
												126	A	George Washington	49 52	
												138	A	Fordham	54 67	
												156	A	Columbia	49 54	
												228	H	Xavier	64 85	
												271	A	LMU (CA)	64 53	
												285	A	Pittsburgh	66 56	
												298	A	UMES	57 39	
LAST 10 Division I																
63	A	Seton Hall	60 79	228	H	Xavier	64 85									
64	A	St. John's (NY)	54 71	118	H	Rider	64 65									
114	H	Providence	62 53	138	A	Fordham	54 67									
13	H	Creighton	56 65	156	A	Columbia	49 54									
298	A	UMES	57 39	123	N	Fresno St.	69 82									

Non-Div I Games:

Georgetown

■ Loss,
 ■ Non-Conf, S Site,
 ■ Home
 ■ Away
 N Neutral

Georgia

Through Games Of Jan. 10, 2020

Average RPI Win:	198	WON-LOST	WINNING	LAST 10	STRENGTH OF	OPP. STRENGTH	TEAM	ADJ.	CONF.	ADJ CONF.
Average RPI Loss:	29	RECORD	PCT. RANK	GAMES	SCHEDULE	OF SCHEDULE	RPI	RPI	RPI	RPI
DIV. I ONLY	10- 6	102	6-4	19	126	75	75	4	4	
DIV. I NON-CONF.	9- 4	84	5-2	32	179	71	71	5	5	
TOTALS	RPI 1-25	RPI 26-50	W-L RECORDS	RPI 51-100	RPI 101-150	RPI 150+				
10- 6	0- 4	1- 1	OVERALL	1- 1	2- 0	6- 0				
7- 5	0- 3	0- 1	HOME	1- 1	1- 0	5- 0				
1- 1	0- 1	0- 0	AWAY	0- 0	0- 0	1- 0				
2- 0	0- 0	1- 0	NEUTRAL	0- 0	1- 0	0- 0				
9- 4	0- 3	1- 0	NON-CONFERENCE	1- 1	2- 0	5- 0				
7- 3	0- 2	0- 0	HOME	1- 1	1- 0	5- 0				
0- 1	0- 1	0- 0	AWAY	0- 0	0- 0	0- 0				
2- 0	0- 0	1- 0	NEUTRAL	0- 0	1- 0	0- 0				
1- 2	0- 1	0- 1	CONFERENCE	0- 0	0- 0	1- 0				
0- 2	0- 1	0- 1	HOME	0- 0	0- 0	0- 0				
1- 0	0- 0	0- 0	AWAY	0- 0	0- 0	1- 0				
0- 0	0- 0	0- 0	NEUTRAL	0- 0	0- 0	0- 0				

RPI 1-25				RPI 26-50				RPI 51-100				Team's RPI: 75	RPI 101+			
RPI	S	Opponent	Score	RPI	S	Opponent	Score	RPI	S	Opponent	Score		RPI	S	Opponent	Score
6	H	UCLA	50 59	26	N	Virginia Tech	77 72	65	H	Villanova	58 63		111	H	Furman	77 48
12	H	Mississippi St.	66 73	50	H	Vanderbilt	55 63	94	H	N.C. A&T	72 54		134	N	Butler	69 36
20	A	Baylor	38 72										205	H	Gardner-Webb	84 56
22	H	Georgia Tech	40 73										237	H	East Carolina	67 50
													250	H	Kennesaw St.	80 65
													270	A	Ole Miss	58 51
													317	H	Mercer	76 60
													337	H	USC Upstate	67 53
LAST 10 Division I																
12	H	Mississippi St.	66 73	50	H	Vanderbilt	55 63	111	H	Furman	77 48		20	A	Baylor	38 72
270	A	Ole Miss	58 51	26	N	Virginia Tech	77 72	134	N	Butler	69 36					
237	H	East Carolina	67 50													
205	H	Gardner-Webb	84 56													
6	H	UCLA	50 59													

Non-Div I Games:

Georgia

■ Loss,
 ■ Non-Conf,
 ■ S Site,
 ■ H Home
 ■ A Away
 N Neutral

Average RPI Win:	323	WON-LOST	WINNING	LAST 10	STRENGTH OF	OPP. STRENGTH	TEAM	ADJ.	CONF.	ADJ CONF.
Average RPI Loss:	159	RECORD	PCT. RANK	GAMES	SCHEDULE	OF SCHEDULE	RPI	RPI	RPI	RPI
DIV. I ONLY	4- 10	274	4-6	282	296	320	320	23	23	
DIV. I NON-CONF.	3- 8	268	3-4	240	266	310	310	22	22	
TOTALS	RPI 1-25	RPI 26-50	W-L RECORDS	RPI 51-100	RPI 101-150	RPI 150+				
4- 10	0- 1	0- 1	OVERALL	0- 0	0- 2	4- 6				
3- 5	0- 0	0- 1	HOME	0- 0	0- 0	3- 4				
0- 5	0- 1	0- 0	AWAY	0- 0	0- 2	0- 2				
1- 0	0- 0	0- 0	NEUTRAL	0- 0	0- 0	1- 0				
3- 8	0- 1	0- 1	NON-CONFERENCE	0- 0	0- 2	3- 4				
2- 4	0- 0	0- 1	HOME	0- 0	0- 0	2- 3				
0- 4	0- 1	0- 0	AWAY	0- 0	0- 2	0- 1				
1- 0	0- 0	0- 0	NEUTRAL	0- 0	0- 0	1- 0				
1- 2	0- 0	0- 0	CONFERENCE	0- 0	0- 0	1- 2				
1- 1	0- 0	0- 0	HOME	0- 0	0- 0	1- 1				
0- 1	0- 0	0- 0	AWAY	0- 0	0- 0	0- 1				
0- 0	0- 0	0- 0	NEUTRAL	0- 0	0- 0	0- 0				

RPI 1-25				RPI 26-50				RPI 51-100				RPI 101+ Team's RPI: 320			
RPI	S	Opponent	Score	RPI	S	Opponent	Score	RPI	S	Opponent	Score	RPI	S	Opponent	Score
22	A	Georgia Tech	28 69	27	H	Maryland	41 114					103	A	UNC Greensboro	49 64
												111	A	Furman	55 62
												175	H	Toledo	48 74
												179	A	UTEP	68 71
												180	H	Louisiana	65 75
												217	A	Arkansas St.	68 70
												265	H	Alabama A&M	52 67
												296	N	New Mexico St.	59 51
												303	H	SIUE	74 73
												315	H	FIU	63 70
												345	H	South Carolina St.	77 52
												349	H	La.-Monroe	68 52
LAST 10 Division I															
349	H	La.-Monroe	68 52	217	A	Arkansas St.	68 70								
180	H	Louisiana	65 75	103	A	UNC Greensboro	49 64								
303	H	SIUE	74 73	111	A	Furman	55 62								
345	H	South Carolina St.	77 52	179	A	UTEP	68 71								
27	H	Maryland	41 114	296	N	New Mexico St.	59 51								

Non-Div I Games:

Georgia St.

■ Loss,
 ■ Non-Conf, S Site,
 ■ Home
 ■ Away
 N Neutral

Average RPI Win:	143	WON-LOST	WINNING	LAST 10	STRENGTH OF	OPP. STRENGTH	TEAM	ADJ.	CONF.	ADJ CONF.
Average RPI Loss:	38	RECORD	PCT. RANK	GAMES	SCHEDULE	OF SCHEDULE	RPI	RPI	RPI	RPI
DIV. I ONLY	12- 3	39	7-3	55	12	22	22	3	3	
DIV. I NON-CONF.	9- 2	40	4-2	97	62	36	36	2	2	
TOTALS	RPI 1-25	RPI 26-50	W-L RECORDS	RPI 51-100	RPI 101-150	RPI 150+				
12- 3	1- 1	2- 1	OVERALL	2- 1	2- 0	5- 0				
7- 0	0- 0	2- 0	HOME	0- 0	2- 0	3- 0				
3- 1	1- 0	0- 0	AWAY	1- 1	0- 0	1- 0				
2- 2	0- 1	0- 1	NEUTRAL	1- 0	0- 0	1- 0				
9- 2	0- 1	0- 1	NON-CONFERENCE	2- 0	2- 0	5- 0				
5- 0	0- 0	0- 0	HOME	0- 0	2- 0	3- 0				
2- 0	0- 0	0- 0	AWAY	1- 0	0- 0	1- 0				
2- 2	0- 1	0- 1	NEUTRAL	1- 0	0- 0	1- 0				
3- 1	1- 0	2- 0	CONFERENCE	0- 1	0- 0	0- 0				
2- 0	0- 0	2- 0	HOME	0- 0	0- 0	0- 0				
1- 1	1- 0	0- 0	AWAY	0- 1	0- 0	0- 0				
0- 0	0- 0	0- 0	NEUTRAL	0- 0	0- 0	0- 0				

RPI 1-25				Team's RPI: 22				RPI 26-50				RPI 51-100				RPI 101+			
RPI	S	Opponent	Score					RPI	S	Opponent	Score					RPI	S	Opponent	Score
16	A	Florida St.	67	52				31	H	Miami (FL)	61	54				61	A	Wake Forest	60 65
19	N	Texas A&M	48	60				33	H	Virginia	61	51				63	N	Seton Hall	79 54
								34	N	Rutgers	43	46				75	A	Georgia	73 40
LAST 10 Division I																			
								61	A	Wake Forest	60	65				16	A	Florida St.	67 52
								31	H	Miami (FL)	61	54				219	H	ETSU	87 48
								33	H	Virginia	61	51				250	A	Kennesaw St.	63 47
								151	N	Rice	54	52				101	H	Wisconsin	60 41
								19	N	Texas A&M	48	60				34	N	Rutgers	43 46

Non-Div I Games:

Georgia Tech

■ Loss,
 ■ Non-Conf,
 ■ S Site,
 ■ H Home
 ■ A Away
 N Neutral

Gonzaga

Through Games Of Jan. 10, 2020

Average RPI Win:	116	WON-LOST	WINNING	LAST 10	STRENGTH OF	OPP. STRENGTH	TEAM	ADJ.	CONF.	ADJ CONF.
Average RPI Loss:	7	RECORD	PCT. RANK	GAMES	SCHEDULE	OF SCHEDULE	RPI	RPI	RPI	RPI
DIV. I ONLY	15- 1	3	10-0	38	11	8	8	11	11	
DIV. I NON-CONF.	11- 1	13	6-0	26	4	4	4	11	11	
TOTALS	RPI 1-25	RPI 26-50	W-L RECORDS	RPI 51-100	RPI 101-150	RPI 150+				
15- 1	2- 1	1- 0	OVERALL	4- 0	4- 0	4- 0				
7- 0	1- 0	0- 0	HOME	3- 0	1- 0	2- 0				
5- 1	0- 1	0- 0	AWAY	1- 0	2- 0	2- 0				
3- 0	1- 0	1- 0	NEUTRAL	0- 0	1- 0	0- 0				
11- 1	2- 1	1- 0	NON-CONFERENCE	4- 0	2- 0	2- 0				
5- 0	1- 0	0- 0	HOME	3- 0	0- 0	1- 0				
3- 1	0- 1	0- 0	AWAY	1- 0	1- 0	1- 0				
3- 0	1- 0	1- 0	NEUTRAL	0- 0	1- 0	0- 0				
4- 0	0- 0	0- 0	CONFERENCE	0- 0	2- 0	2- 0				
2- 0	0- 0	0- 0	HOME	0- 0	1- 0	1- 0				
2- 0	0- 0	0- 0	AWAY	0- 0	1- 0	1- 0				
0- 0	0- 0	0- 0	NEUTRAL	0- 0	0- 0	0- 0				

RPI	S	Opponent	Score	RPI	S	Opponent	Score	RPI	S	Opponent	Score	RPI	S	Opponent	Score
1	H	Missouri St.	64 52	47	N	Middle Tenn.	62 50	71	H	CSU Bakersfield	92 48	119	N	Dayton	76 65
7	A	Stanford	70 76					74	A	Washington St.	76 53	122	H	Saint Mary's (CA)	74 49
23	N	Purdue	63 50					84	H	Texas Southern	80 45	125	A	BYU	55 43
								87	H	UT Martin	78 55	136	A	Montana St.	70 55
												157	H	Portland	62 57
												189	A	San Diego	57 42
												214	A	Wyoming	65 54
												295	H	Eastern Wash.	84 44
LAST 10 Division I															
189	A	San Diego	57 42	122	H	Saint Mary's (CA)	74 49								
125	A	BYU	55 43	84	H	Texas Southern	80 45								
157	H	Portland	62 57	74	A	Washington St.	76 53								
1	H	Missouri St.	64 52	136	A	Montana St.	70 55								
214	A	Wyoming	65 54	23	N	Purdue	63 50								

Non-Div I Games:

Gonzaga

■ Loss,
 ■ Non-Conf, S Site,
 ■ Home
 ■ Away
 N Neutral

Grambling

Through Games Of Jan. 10, 2020

Average RPI Win:	265	WON-LOST	WINNING	LAST 10	STRENGTH OF	OPP. STRENGTH	TEAM	ADJ.	CONF.	ADJ CONF.
Average RPI Loss:	164	RECORD	PCT. RANK	GAMES	SCHEDULE	OF SCHEDULE	RPI	RPI	RPI	RPI
DIV. I ONLY	1- 11	334	1-9	124	274	312	312	29	29	
DIV. I NON-CONF.	0- 10	338	0-8	48	271	303	303	28	28	
TOTALS	RPI 1-25	RPI 26-50	W-L RECORDS	RPI 51-100	RPI 101-150	RPI 150+				
1- 11	0- 3	0- 0	OVERALL	0- 0	0- 3	1- 5				
1- 3	0- 0	0- 0	HOME	0- 0	0- 2	1- 1				
0- 7	0- 3	0- 0	AWAY	0- 0	0- 0	0- 4				
0- 1	0- 0	0- 0	NEUTRAL	0- 0	0- 1	0- 0				
0- 10	0- 3	0- 0	NON-CONFERENCE	0- 0	0- 3	0- 4				
0- 2	0- 0	0- 0	HOME	0- 0	0- 2	0- 0				
0- 7	0- 3	0- 0	AWAY	0- 0	0- 0	0- 4				
0- 1	0- 0	0- 0	NEUTRAL	0- 0	0- 1	0- 0				
1- 1	0- 0	0- 0	CONFERENCE	0- 0	0- 0	1- 1				
1- 1	0- 0	0- 0	HOME	0- 0	0- 0	1- 1				
0- 0	0- 0	0- 0	AWAY	0- 0	0- 0	0- 0				
0- 0	0- 0	0- 0	NEUTRAL	0- 0	0- 0	0- 0				

RPI 1-25				RPI 26-50				RPI 51-100				RPI 101+ Team's RPI: 312			
RPI	S	Opponent	Score	RPI	S	Opponent	Score	RPI	S	Opponent	Score	RPI	S	Opponent	Score
18	A	Kentucky	35 81									115	H	UT Arlington	54 88
20	A	Baylor	46 120									121	H	Florida	65 72
22	A	Georgia Tech	42 89									149	N	Binghamton	67 88
												152	A	Wichita St.	65 77
												265	H	Alabama A&M	69 59
												275	H	Alabama St.	59 73
												281	A	Louisiana Tech	66 70
												315	A	FIU	55 56
												341	A	Northwestern St.	61 65
LAST 10 Division I															
265	H	Alabama A&M	69 59	275	H	Alabama St.	59 73								
152	A	Wichita St.	65 77	341	A	Northwestern St.	61 65								
149	N	Binghamton	67 88	18	A	Kentucky	35 81								
315	A	FIU	55 56	115	H	UT Arlington	54 88								
281	A	Louisiana Tech	66 70	22	A	Georgia Tech	42 89								

Non-Div I Games: Centenary (LA) 106 42

Grambling

Loss, Non-Conf, S Site, H Home A Away N Neutral

Grand Canyon

Through Games Of Jan. 10, 2020

Average RPI Win:	216	WON-LOST	WINNING	LAST 10	STRENGTH OF	OPP. STRENGTH	TEAM	ADJ.	CONF.	ADJ CONF.
Average RPI Loss:	148	RECORD	PCT. RANK	GAMES	SCHEDULE	OF SCHEDULE	RPI	RPI	RPI	RPI
DIV. I ONLY	3- 7	273	3-7	111	245	258	258	32	32	
DIV. I NON-CONF.	3- 6	235	3-6	112	277	252	252	32	32	
TOTALS	RPI 1-25	RPI 26-50	W-L RECORDS	RPI 51-100	RPI 101-150	RPI 150+				
3- 7	0- 0	0- 0	OVERALL	0- 2	1- 1	2- 4				
3- 3	0- 0	0- 0	HOME	0- 1	1- 1	2- 1				
0- 4	0- 0	0- 0	AWAY	0- 1	0- 0	0- 3				
0- 0	0- 0	0- 0	NEUTRAL	0- 0	0- 0	0- 0				
3- 6	0- 0	0- 0	NON-CONFERENCE	0- 1	1- 1	2- 4				
3- 2	0- 0	0- 0	HOME	0- 0	1- 1	2- 1				
0- 4	0- 0	0- 0	AWAY	0- 1	0- 0	0- 3				
0- 0	0- 0	0- 0	NEUTRAL	0- 0	0- 0	0- 0				
0- 1	0- 0	0- 0	CONFERENCE	0- 1	0- 0	0- 0				
0- 1	0- 0	0- 0	HOME	0- 1	0- 0	0- 0				
0- 0	0- 0	0- 0	AWAY	0- 0	0- 0	0- 0				
0- 0	0- 0	0- 0	NEUTRAL	0- 0	0- 0	0- 0				

RPI 1-25				RPI 26-50				RPI 51-100				RPI 101+				Team's RPI: 258	
RPI	S	Opponent	Score	RPI	S	Opponent	Score	RPI	S	Opponent	Score	RPI	S	Opponent	Score		
								71	H	CSU Bakersfield	54	59	139	H	North Dakota	76	78
								95	A	California	53	72	146	H	Southern Utah	69	65
												157	A	Portland	41	73	
												173	A	Montana	67	72	
												199	A	Portland St.	46	69	
												201	H	Cal St. Fullerton	70	80	
												216	H	UNLV	53	51	
												287	H	UC Santa Barbara	58	57	
LAST 10 Division I																	
				95	A	California	53	72	71	H	CSU Bakersfield	54	59				
				287	H	UC Santa Barbara	58	57	201	H	Cal St. Fullerton	70	80				
				216	H	UNLV	53	51	173	A	Montana	67	72				
				157	A	Portland	41	73	146	H	Southern Utah	69	65				
				199	A	Portland St.	46	69	139	H	North Dakota	76	78				

Non-Div I Games: Benedictine Mesa 72 53 Whittier 77 41

Grand Canyon

Loss, Non-Conf, S Site, H Home A Away N Neutral

Average RPI Win:	177	WON-LOST	WINNING	LAST 10	STRENGTH OF	OPP. STRENGTH	TEAM	ADJ.	CONF.	ADJ CONF.
Average RPI Loss:	102	RECORD	PCT. RANK	GAMES	SCHEDULE	OF SCHEDULE	RPI	RPI	RPI	RPI
DIV. I ONLY	7- 9	208	3-7	92	73	153	153	17	17	
DIV. I NON-CONF.	5- 7	205	1-5	46	25	112	112	17	17	
TOTALS	RPI 1-25	RPI 26-50	W-L RECORDS	RPI 51-100	RPI 101-150	RPI 150+				
7- 9	0- 2	1- 2	OVERALL	1- 2	0- 1	5- 2				
3- 5	0- 1	0- 2	HOME	0- 1	0- 1	3- 0				
2- 3	0- 0	1- 0	AWAY	0- 1	0- 0	1- 2				
2- 1	0- 1	0- 0	NEUTRAL	1- 0	0- 0	1- 0				
5- 7	0- 2	1- 2	NON-CONFERENCE	1- 2	0- 0	3- 1				
1- 4	0- 1	0- 2	HOME	0- 1	0- 0	1- 0				
2- 2	0- 0	1- 0	AWAY	0- 1	0- 0	1- 1				
2- 1	0- 1	0- 0	NEUTRAL	1- 0	0- 0	1- 0				
2- 2	0- 0	0- 0	CONFERENCE	0- 0	0- 1	2- 1				
2- 1	0- 0	0- 0	HOME	0- 0	0- 1	2- 0				
0- 1	0- 0	0- 0	AWAY	0- 0	0- 0	0- 1				
0- 0	0- 0	0- 0	NEUTRAL	0- 0	0- 0	0- 0				

RPI 1-25				RPI 26-50				RPI 51-100				RPI 101+ Team's RPI: 153			
RPI	S	Opponent	Score	RPI	S	Opponent	Score	RPI	S	Opponent	Score	RPI	S	Opponent	Score
9	H	DePaul	65 76	29	H	Marquette	47 60	66	N	Syracuse	79 73	127	H	Wright St.	58 70
12	N	Mississippi St.	58 83	35	A	Central Mich.	111 105	67	A	Marist	60 72	167	H	Missouri	72 64
				41	H	South Dakota	60 66	99	H	South Dakota St.	55 60	176	N	Bowling Green	73 54
												212	H	Northern Ky.	65 44
												234	H	Milwaukee	61 48
												260	A	Maine	60 61
												277	A	Oakland	88 93
												347	A	Chicago St.	102 46
LAST 10 Division I															
234	H	Milwaukee	61 48	277	A	Oakland	88 93								
127	H	Wright St.	58 70	260	A	Maine	60 61								
212	H	Northern Ky.	65 44	9	H	DePaul	65 76								
99	H	South Dakota St.	55 60	66	N	Syracuse	79 73								
67	A	Marist	60 72	12	N	Mississippi St.	58 83								

Non-Div I Games:

Green Bay

■ Loss,
■ Non-Conf,
■ S Site,
■ H Home
■ A Away
N Neutral

Hampton

H
a
m
p
t
o
n

Hampton

Average RPI Win:	0	WON-LOST	WINNING	LAST 10	STRENGTH OF	OPP. STRENGTH	TEAM	ADJ.	CONF.	ADJ CONF.
Average RPI Loss:	200	RECORD	PCT. RANK	GAMES	SCHEDULE	OF SCHEDULE	RPI	RPI	RPI	RPI
DIV. I ONLY	0- 16	344	0-10	251	315	342	342	28	28	
DIV. I NON-CONF.	0- 13	338	0-7	188	319	336	336	29	29	
TOTALS	RPI 1-25	RPI 26-50	W-L RECORDS	RPI 51-100	RPI 101-150	RPI 150+				
0- 16	0- 1	0- 0	OVERALL	0- 0	0- 5	0- 10				
0- 7	0- 0	0- 0	HOME	0- 0	0- 1	0- 6				
0- 9	0- 1	0- 0	AWAY	0- 0	0- 4	0- 4				
0- 0	0- 0	0- 0	NEUTRAL	0- 0	0- 0	0- 0				
0- 13	0- 1	0- 0	NON-CONFERENCE	0- 0	0- 5	0- 7				
0- 6	0- 0	0- 0	HOME	0- 0	0- 1	0- 5				
0- 7	0- 1	0- 0	AWAY	0- 0	0- 4	0- 2				
0- 0	0- 0	0- 0	NEUTRAL	0- 0	0- 0	0- 0				
0- 3	0- 0	0- 0	CONFERENCE	0- 0	0- 0	0- 3				
0- 1	0- 0	0- 0	HOME	0- 0	0- 0	0- 1				
0- 2	0- 0	0- 0	AWAY	0- 0	0- 0	0- 2				
0- 0	0- 0	0- 0	NEUTRAL	0- 0	0- 0	0- 0				
































RPI 1-25				RPI 26-50				RPI 51-100				RPI 101+ Team's RPI: 342			
RPI	S	Opponent	Score	RPI	S	Opponent	Score	RPI	S	Opponent	Score	RPI	S	Opponent	Score
21	A	Princeton	42 73									102	A	Penn	46 74
												105	A	Michigan St.	34 79
												114	H	Providence	57 75
												132	A	Harvard	44 53
												137	A	Massachusetts	48 74
												161	A	William & Mary	44 61
												192	H	Rhode Island	56 68
												204	A	Northeastern	47 60
												210	H	Quinnipiac	50 87
												260	A	Maine	73 87
												267	H	UMass Lowell	63 68
												311	H	NJIT	52 61
												321	A	New Hampshire	71 72
												327	H	Hofstra	41 43
												339	H	Central Conn. St.	54 61
LAST 10 Division I															
321	A	New Hampshire	71 72	267	H	UMass Lowell	63 68								
260	A	Maine	73 87	21	A	Princeton	42 73								
210	H	Quinnipiac	50 87	311	H	NJIT	52 61								
339	H	Central Conn. St.	54 61	102	A	Penn	46 74								
204	A	Northeastern	47 60	161	A	William & Mary	44 61								

Non-Div I Games:

Hartford

■ Loss,
 ■ Non-Conf,
 ■ S Site,
 ■ H Home
 ■ A Away
 N Neutral

Average RPI Win: 221	WON-LOST	WINNING	LAST 10	STRENGTH OF	OPP. STRENGTH	TEAM	ADJ.	CONF.	ADJ CONF.
Average RPI Loss: 143	RECORD	PCT. RANK	GAMES	SCHEDULE	OF SCHEDULE	RPI	RPI	RPI	RPI
DIV. I ONLY	9- 4	73	6-4	293	110	132	132	9	9
DIV. I NON-CONF.	9- 4	84	6-4	293	114	134	134	9	9
TOTALS	RPI 1-25	RPI 26-50	W-L RECORDS	RPI 51-100	RPI 101-150	RPI 150+			
9- 4	0- 0	0- 1	OVERALL	1- 0	0- 1	8- 2			
4- 1	0- 0	0- 0	HOME	1- 0	0- 0	3- 1			
5- 2	0- 0	0- 1	AWAY	0- 0	0- 0	5- 1			
0- 1	0- 0	0- 0	NEUTRAL	0- 0	0- 1	0- 0			
9- 4	0- 0	0- 1	NON-CONFERENCE	1- 0	0- 1	8- 2			
4- 1	0- 0	0- 0	HOME	1- 0	0- 0	3- 1			
5- 2	0- 0	0- 1	AWAY	0- 0	0- 0	5- 1			
0- 1	0- 0	0- 0	NEUTRAL	0- 0	0- 1	0- 0			
0- 0	0- 0	0- 0	CONFERENCE	0- 0	0- 0	0- 0			
0- 0	0- 0	0- 0	HOME	0- 0	0- 0	0- 0			
0- 0	0- 0	0- 0	AWAY	0- 0	0- 0	0- 0			
0- 0	0- 0	0- 0	NEUTRAL	0- 0	0- 0	0- 0			

RPI S	Opponent	Score	RPI S	Opponent	Score	RPI S	Opponent	Score	RPI S	Opponent	Score	Team's RPI: 132
			34  Rutgers	46  74		95  California	56 53		131  Saint Joseph's	39  63		
									181  Fla. Atlantic	65 51		
									186  Northern Ill.	59 53		
									192  Rhode Island	61 58		
									202  La Salle	69  75		
									203  Boston U.	66 39		
									204  Northeastern	44  46		
									210  Quinnipiac	77 68		
									260  Maine	69 40		
									323  Siena	68 51		
									342  Hartford	53 44		
LAST 10 Division I												
			181  Fla. Atlantic	65 51		192  Rhode Island	61 58					
			131  Saint Joseph's	39  63		203  Boston U.	66 39					
			260  Maine	69 40		342  Hartford	53 44					
			204  Northeastern	44  46		34  Rutgers	46  74					
			210  Quinnipiac	77 68		202  La Salle	69  75					

Non-Div I Games:

Harvard

Hawaii

Through Games Of Jan. 10, 2020

Average RPI Win:	193	WON-LOST	WINNING	LAST 10	STRENGTH OF	OPP. STRENGTH	TEAM	ADJ.	CONF.	ADJ CONF.
Average RPI Loss:	135	RECORD	PCT. RANK	GAMES	SCHEDULE	OF SCHEDULE	RPI	RPI	RPI	RPI
DIV. I ONLY	5- 8	226	3-7	54	209	166	166	26	26	
DIV. I NON-CONF.	5- 7	205	3-6	40	211	136	136	26	26	
TOTALS	RPI 1-25	RPI 26-50	W-L RECORDS	RPI 51-100	RPI 101-150	RPI 150+				
5- 8	0- 2	0- 0	OVERALL	2- 1	0- 2	3- 3				
3- 4	0- 1	0- 0	HOME	1- 1	0- 1	2- 1				
2- 4	0- 1	0- 0	AWAY	1- 0	0- 1	1- 2				
0- 0	0- 0	0- 0	NEUTRAL	0- 0	0- 0	0- 0				
5- 7	0- 2	0- 0	NON-CONFERENCE	2- 1	0- 2	3- 2				
3- 4	0- 1	0- 0	HOME	1- 1	0- 1	2- 1				
2- 3	0- 1	0- 0	AWAY	1- 0	0- 1	1- 1				
0- 0	0- 0	0- 0	NEUTRAL	0- 0	0- 0	0- 0				
0- 1	0- 0	0- 0	CONFERENCE	0- 0	0- 0	0- 1				
0- 0	0- 0	0- 0	HOME	0- 0	0- 0	0- 0				
0- 1	0- 0	0- 0	AWAY	0- 0	0- 0	0- 1				
0- 0	0- 0	0- 0	NEUTRAL	0- 0	0- 0	0- 0				

RPI 1-25				RPI 26-50				RPI 51-100				RPI 101+ Team's RPI: 166			
RPI	S	Opponent	Score	RPI	S	Opponent	Score	RPI	S	Opponent	Score	RPI	S	Opponent	Score
2	A	Oregon St.	32 64					60	A	Washington	62 50	102	H	Penn	55 70
15	H	NC State	59 68					76	H	Texas	73 60	109	A	Idaho	52 67
								84	H	Texas Southern	57 74	238	A	Pepperdine	52 51
												242	A	CSUN	54 58
												255	H	North Texas	60 66
												271	A	LMU (CA)	51 65
												291	H	San Diego St.	61 58
												299	H	UTSA	62 50
LAST 10 Division I															
102	H	Penn	55 70	242	A	CSUN	54 58								
109	A	Idaho	52 67	15	H	NC State	59 68								
60	A	Washington	62 50	255	H	North Texas	60 66								
2	A	Oregon St.	32 64	84	H	Texas Southern	57 74								
76	H	Texas	73 60	299	H	UTSA	62 50								

Non-Div I Games: Hope Int'l 86 49

Hawaii

Loss, Non-Conf, S Site, H Home A Away N Neutral

RPI 1-25				RPI 26-50				RPI 51-100				RPI 101+				Team's RPI: 286	
RPI	S	Opponent	Score	RPI	S	Opponent	Score	RPI	S	Opponent	Score	RPI	S	Opponent	Score		
				45	A	Duke	57 93					103	A	UNC Greensboro	70 82		
												107	H	Davidson	63 73		
												134	A	Butler	52 74		
												162	A	Campbell	36 73		
												187	A	Norfolk St.	58 72		
												190	A	American	48 56		
												209	A	UNC Asheville	60 76		
												219	H	ETSU	80 62		
												229	H	Col. of Charleston	70 79		
												244	A	Winthrop	63 69		
												292	H	Radford	68 58		
												307	A	N.C. Central	78 58		
												337	H	USC Upstate	85 46		
EAST 10 Division I																	
				292	H	Radford	68 58	209	A	UNC Asheville	60 76						
				337	H	USC Upstate	85 46	134	A	Butler	52 74						
				244	A	Winthrop	63 69	107	H	Davidson	63 73						
				162	A	Campbell	36 73	307	A	N.C. Central	78 58						
				103	A	UNC Greensboro	70 82	187	A	Norfolk St.	58 72						

High Point

Page 110

Hofstra

Through Games Of Jan. 10, 2020

Average RPI Win:	269	WON-LOST	WINNING	LAST 10	STRENGTH OF	OPP. STRENGTH	TEAM	ADJ.	CONF.	ADJ CONF.
Average RPI Loss:	200	RECORD	PCT. RANK	GAMES	SCHEDULE	OF SCHEDULE	RPI	RPI	RPI	RPI
DIV. I ONLY	3- 10	297	2-8	310	326	327	327	14	14	
DIV. I NON-CONF.	3- 8	268	2-6	289	340	322	322	14	14	
TOTALS	RPI 1-25	RPI 26-50	W-L RECORDS	RPI 51-100	RPI 101-150	RPI 150+				
3- 10	0- 0	0- 0	OVERALL	0- 1	0- 2	3- 7				
2- 3	0- 0	0- 0	HOME	0- 1	0- 0	2- 2				
1- 5	0- 0	0- 0	AWAY	0- 0	0- 0	1- 5				
0- 2	0- 0	0- 0	NEUTRAL	0- 0	0- 2	0- 0				
3- 8	0- 0	0- 0	NON-CONFERENCE	0- 1	0- 2	3- 5				
2- 3	0- 0	0- 0	HOME	0- 1	0- 0	2- 2				
1- 3	0- 0	0- 0	AWAY	0- 0	0- 0	1- 3				
0- 2	0- 0	0- 0	NEUTRAL	0- 0	0- 2	0- 0				
0- 2	0- 0	0- 0	CONFERENCE	0- 0	0- 0	0- 2				
0- 0	0- 0	0- 0	HOME	0- 0	0- 0	0- 0				
0- 2	0- 0	0- 0	AWAY	0- 0	0- 0	0- 2				
0- 0	0- 0	0- 0	NEUTRAL	0- 0	0- 0	0- 0				

RPI S	Opponent	Score	RPI S	Opponent	Score	RPI S	Opponent	Score	RPI S	Opponent	Score
						86	H Stony Brook	38 81	143	N Samford	45 65
									144	N Houston	44 54
									162	H Campbell	58 55
									168	H Cleveland St.	51 61
									194	H Howard	64 73
									204	A Northeastern	51 74
									218	A Delaware	59 80
									232	A Sacred Heart	44 71
									269	A Fairfield	64 73
									302	H Morgan St.	51 39
									342	A Hartford	43 41
									346	A LIU Brooklyn	46 85
LAST 10 Division I											
204	A Northeastern	51 74	218	A Delaware	59 80	302	H Morgan St.	51 39			
143	N Samford	45 65	346	A LIU Brooklyn	46 85	194	H Howard	64 73			
144	N Houston	44 54	168	H Cleveland St.	51 61						
162	H Campbell	58 55									
269	A Fairfield	64 73									

Non-Div I Games:

Hofstra

Loss, Non-Conf, S Site, H Home A Away N Neutral

Average RPI Win: 241		WON-LOST	WINNING	LAST 10	STRENGTH OF	OPP. STRENGTH	TEAM	ADJ.	CONF.	ADJ CONF.
Average RPI Loss: 135		RECORD	PCT. RANK	GAMES	SCHEDULE	OF SCHEDULE	RPI	RPI	RPI	RPI
DIV. I ONLY		10- 4	64	7-3	263	237	100	100	16	16
DIV. I NON-CONF.		7- 4	100	4-3	219	261	106	106	16	16
TOTALS		RPI 1-25	RPI 26-50	W-L RECORDS	RPI 51-100	RPI 101-150	RPI 150+			
10- 4	0- 0		0- 0	OVERALL	1- 1	0- 2	9- 1			
5- 0	0- 0		0- 0	HOME	1- 0	0- 0	4- 0			
5- 4	0- 0		0- 0	AWAY	0- 1	0- 2	5- 1			
0- 0	0- 0		0- 0	NEUTRAL	0- 0	0- 0	0- 0			
7- 4	0- 0		0- 0	NON-CONFERENCE	1- 1	0- 2	6- 1			
4- 0	0- 0		0- 0	HOME	1- 0	0- 0	3- 0			
3- 4	0- 0		0- 0	AWAY	0- 1	0- 2	3- 1			
0- 0	0- 0		0- 0	NEUTRAL	0- 0	0- 0	0- 0			
3- 0	0- 0		0- 0	CONFERENCE	0- 0	0- 0	3- 0			
1- 0	0- 0		0- 0	HOME	0- 0	0- 0	1- 0			
2- 0	0- 0		0- 0	AWAY	0- 0	0- 0	2- 0			
0- 0	0- 0		0- 0	NEUTRAL	0- 0	0- 0	0- 0			

RPI 1-25				RPI 26-50				RPI 51-100				Team's RPI: 100				RPI 101+			
RPI	S	Opponent	Score	RPI	S	Opponent	Score	RPI	S	Opponent	Score	RPI	S	Opponent	Score	RPI	S	Opponent	Score
								72	A	North Florida	60 80	137	A	Massachusetts	72 75				
								81	H	Boston College	80 71					140	A	Illinois	75 78
																192	A	Rhode Island	58 73
																198	H	Merrimack	68 42
																226	A	Stetson	75 63
																232	A	Sacred Heart	65 52
																246	H	Lafayette	57 56
																249	A	Brown	83 71
																262	A	Loyola Maryland	64 56
																273	A	Navy	58 49
																318	H	Bryant	87 75
																321	H	New Hampshire	82 61
EAST 10 Division I																			
273	A	Navy	58 49	246	H	Lafayette	57 56												
262	A	Loyola Maryland	64 56	232	A	Sacred Heart	65 52												
226	A	Stetson	75 63	137	A	Massachusetts	72 75												
72	A	North Florida	60 80	192	A	Rhode Island	58 73												
321	H	New Hampshire	82 61	249	A	Brown	83 71												

Non-Div I Games:

Holy Cross

■ Loss, ■ Non-Conf, S Site, H Home A Away N Neutral

Average RPI Win:	234	WON-LOST	WINNING	LAST 10	STRENGTH OF	OPP. STRENGTH	TEAM	ADJ.	CONF.	ADJ CONF.
Average RPI Loss:	90	RECORD	PCT. RANK	GAMES	SCHEDULE	OF SCHEDULE	RPI	RPI	RPI	RPI
DIV. I ONLY	8- 8	162	5-5	88	137	144	144	8	8	
DIV. I NON-CONF.	7- 7	163	4-4	100	159	142	142	8	8	
TOTALS	RPI 1-25	RPI 26-50	W-L RECORDS	RPI 51-100	RPI 101-150	RPI 150+				
8- 8	0- 2	1- 1	OVERALL	0- 2	0- 1	7- 2				
6- 2	0- 0	1- 1	HOME	0- 1	0- 0	5- 0				
0- 4	0- 2	0- 0	AWAY	0- 0	0- 1	0- 1				
2- 2	0- 0	0- 0	NEUTRAL	0- 1	0- 0	2- 1				
7- 7	0- 2	1- 1	NON-CONFERENCE	0- 1	0- 1	6- 2				
5- 1	0- 0	1- 1	HOME	0- 0	0- 0	4- 0				
0- 4	0- 2	0- 0	AWAY	0- 0	0- 1	0- 1				
2- 2	0- 0	0- 0	NEUTRAL	0- 1	0- 0	2- 1				
1- 1	0- 0	0- 0	CONFERENCE	0- 1	0- 0	1- 0				
1- 1	0- 0	0- 0	HOME	0- 1	0- 0	1- 0				
0- 0	0- 0	0- 0	AWAY	0- 0	0- 0	0- 0				
0- 0	0- 0	0- 0	NEUTRAL	0- 0	0- 0	0- 0				

RPI 1-25				RPI 26-50				RPI 51-100				RPI 101+ Team's RPI: 144			
RPI	S	Opponent	Score	RPI	S	Opponent	Score	RPI	S	Opponent	Score	RPI	S	Opponent	Score
19	A	Texas A&M	43 72	36	H	FGCU	45 57	56	H	Temple	58 61	138	A	Fordham	54 63
22	A	Georgia Tech	38 69	42	H	Oklahoma	85 69	66	N	Syracuse	62 87	172	A	New Mexico	71 81
												184	H	Memphis	75 65
												196	H	Southern Miss.	75 60
												208	N	San Francisco	57 80
												239	H	Southeastern La.	78 65
												281	H	Louisiana Tech	67 53
												297	N	California Baptist	96 75
												304	H	Houston Baptist	82 60
												327	N	Hofstra	54 44
LAST 10 Division I															
184	H	Memphis	75 65	56	H	Temple	58 61								
138	A	Fordham	54 63	281	H	Louisiana Tech	67 53								
327	N	Hofstra	54 44	36	H	FGCU	45 57								
196	H	Southern Miss.	75 60	208	N	San Francisco	57 80								
19	A	Texas A&M	43 72	297	N	California Baptist	96 75								

Non-Div I Games:

Houston

■ Loss,
■ Non-Conf,
■ S Site,
■ H Home
■ A Away
N Neutral

Houston Baptist

Through Games Of Jan. 10, 2020

Average RPI Win:	311	WON-LOST	WINNING	LAST 10	STRENGTH OF	OPP. STRENGTH	TEAM	ADJ.	CONF.	ADJ CONF.
Average RPI Loss:	193	RECORD	PCT. RANK	GAMES	SCHEDULE	OF SCHEDULE	RPI	RPI	RPI	RPI
DIV. I ONLY	2- 9	313	2-8	256	336	304	304	25	25	
DIV. I NON-CONF.	2- 5	259	2-4	149	318	200	200	23	23	
TOTALS	RPI 1-25	RPI 26-50	W-L RECORDS	RPI 51-100	RPI 101-150	RPI 150+				
2- 9	0- 1	0- 0	OVERALL	0- 0	0- 1	2- 7				
0- 3	0- 0	0- 0	HOME	0- 0	0- 0	0- 3				
2- 6	0- 1	0- 0	AWAY	0- 0	0- 1	2- 4				
0- 0	0- 0	0- 0	NEUTRAL	0- 0	0- 0	0- 0				
2- 5	0- 1	0- 0	NON-CONFERENCE	0- 0	0- 1	2- 3				
0- 1	0- 0	0- 0	HOME	0- 0	0- 0	0- 1				
2- 4	0- 1	0- 0	AWAY	0- 0	0- 1	2- 2				
0- 0	0- 0	0- 0	NEUTRAL	0- 0	0- 0	0- 0				
0- 4	0- 0	0- 0	CONFERENCE	0- 0	0- 0	0- 4				
0- 2	0- 0	0- 0	HOME	0- 0	0- 0	0- 2				
0- 2	0- 0	0- 0	AWAY	0- 0	0- 0	0- 2				
0- 0	0- 0	0- 0	NEUTRAL	0- 0	0- 0	0- 0				

RPI 1-25				RPI 26-50				RPI 51-100				RPI 101+ Team's RPI: 304			
RPI	S	Opponent	Score	RPI	S	Opponent	Score	RPI	S	Opponent	Score	RPI	S	Opponent	Score
20	A	Baylor	42 112									144	A	Houston	60 82
												152	A	Wichita St.	42 59
												154	H	SFA	42 59
												164	A	Texas Tech	51 59
												239	H	Southeastern La.	59 69
												256	A	Central Ark.	39 63
												264	H	Northern Ariz.	62 79
												272	A	Oral Roberts	74 73
												341	A	Northwestern St.	60 69
												349	A	La.-Monroe	72 65
LAST 10 Division I															
256	A	Central Ark.	39 63	341	A	Northwestern St.	60 69								
239	H	Southeastern La.	59 69	264	H	Northern Ariz.	62 79								
154	H	SFA	42 59	152	A	Wichita St.	42 59								
164	A	Texas Tech	51 59	272	A	Oral Roberts	74 73								
349	A	La.-Monroe	72 65	144	A	Houston	60 82								

Non-Div I Games: LSU-Shreveport 67 44 Paul Quinn 63 34

Houston Baptist

Loss, Non-Conf, S Site, H Home A Away N Neutral

Howard

H
o
w
a
r
d

Howard

Page 115

IUPUI				STRENGTH OF SCHEDULE	OPP. STRENGTH OF SCHEDULE	TEAM RPI	ADJ. RPI	CONF. RPI	ADJ CONF. RPI
Average RPI Win:	172	WON-LOST RECORD	WINNING PCT. RANK						
Average RPI Loss:	99		LAST 10 GAMES						
DIV. I ONLY	9- 6	112	7-3	91	151	68	68	17	17
DIV. I NON-CONF.	5- 5	163	3-2	47	22	67	67	17	17

TOTALS	RPI 1-25	RPI 26-50	W-L RECORDS	RPI 51-100	RPI 101-150	RPI 150+			
9- 6	0- 0	0- 2	OVERALL	4- 1	0- 2	5- 1			
6- 0	0- 0	0- 0	HOME	2- 0	0- 0	4- 0			
1- 6	0- 0	0- 2	AWAY	0- 1	0- 2	1- 1			
2- 0	0- 0	0- 0	NEUTRAL	2- 0	0- 0	0- 0			
5- 5	0- 0	0- 2	NON-CONFERENCE	4- 1	0- 2	1- 0			
3- 0	0- 0	0- 0	HOME	2- 0	0- 0	1- 0			
0- 5	0- 0	0- 2	AWAY	0- 1	0- 2	0- 0			
2- 0	0- 0	0- 0	NEUTRAL	2- 0	0- 0	0- 0			
4- 1	0- 0	0- 0	CONFERENCE	0- 0	0- 0	4- 1			
3- 0	0- 0	0- 0	HOME	0- 0	0- 0	3- 0			
1- 1	0- 0	0- 0	AWAY	0- 0	0- 0	1- 1			
0- 0	0- 0	0- 0	NEUTRAL	0- 0	0- 0	0- 0			

RPI 1-25				RPI 26-50				RPI 51-100				Team's RPI: 68	RPI 101+			
RPI	S	Opponent	Score	RPI	S	Opponent	Score	RPI	S	Opponent	Score		RPI	S	Opponent	Score
				31	A	Miami (FL)	65 74	64	N	St. John's (NY)	85 78		116	A	Ohio	64 70
				39	A	UNI	50 51	78	H	Southern Ill.	81 78		134	A	Butler	61 64
								79	H	Ball St.	65 48		168	A	Cleveland St.	78 53
								87	A	UT Martin	51 57		185	A	Youngstown St.	73 75
								90	N	Elon	59 53		212	H	Northern Ky.	89 61
													257	H	Eastern Ky.	72 42
													277	H	Oakland	76 41
													325	H	Detroit Mercy	82 45

LAST 10 Division I																
				325	H	Detroit Mercy	82 45	212	H	Northern Ky.	89 61					
				277	H	Oakland	76 41	39	A	UNI	50 51					
				168	A	Cleveland St.	78 53	116	A	Ohio	64 70					
				185	A	Youngstown St.	73 75	90	N	Elon	59 53					
				257	H	Eastern Ky.	72 42	64	N	St. John's (NY)	85 78					

Non-Div I Games: Ind.-Northwest 103 45

IUPUI

■ Loss,
 ■ Non-Conf,
 ■ S Site,
 ■ H Home
 ■ A Away
 N Neutral

Average RPI Win: 226		WON-LOST	WINNING	LAST 10	STRENGTH OF	OPP. STRENGTH	TEAM	ADJ.	CONF.	ADJ CONF.
Average RPI Loss: 115		RECORD	PCT. RANK	GAMES	SCHEDULE	OF SCHEDULE	RPI	RPI	RPI	RPI
DIV. I ONLY		8- 5	106	6-4	182	195	109	109	22	22
DIV. I NON-CONF.		5- 4	140	3-3	135	142	100	100	18	18
TOTALS	RPI 1-25	RPI 26-50		W-L RECORDS		RPI 51-100	RPI 101-150		RPI 150+	
8- 5	0- 0	0- 1		OVERALL		0- 2	1- 0		7- 2	
4- 0	0- 0	0- 0		HOME		0- 0	0- 0		4- 0	
4- 3	0- 0	0- 1		AWAY		0- 1	1- 0		3- 1	
0- 2	0- 0	0- 0		NEUTRAL		0- 1	0- 0		0- 1	
5- 4	0- 0	0- 1		NON-CONFERENCE		0- 2	0- 0		5- 1	
2- 0	0- 0	0- 0		HOME		0- 0	0- 0		2- 0	
3- 2	0- 0	0- 1		AWAY		0- 1	0- 0		3- 0	
0- 2	0- 0	0- 0		NEUTRAL		0- 1	0- 0		0- 1	
3- 1	0- 0	0- 0		CONFERENCE		0- 0	1- 0		2- 1	
2- 0	0- 0	0- 0		HOME		0- 0	0- 0		2- 0	
1- 1	0- 0	0- 0		AWAY		0- 0	1- 0		0- 1	
0- 0	0- 0	0- 0		NEUTRAL		0- 0	0- 0		0- 0	

RPI 1-25				RPI 26-50				RPI 51-100				RPI 101+				Team's RPI: 109	
RPI	S	Opponent	Score	RPI	S	Opponent	Score	RPI	S	Opponent	Score	RPI	S	Opponent	Score		
				48	A	Oklahoma St.	47 62	51	N	Old Dominion	55 67	136	A	Montana St.	69 68		
								98	A	South Fla.	64 67	166	H	Hawaii	67 52		
												177	N	Lamar University	44 47		
												189	A	San Diego	65 32		
												199	A	Portland St.	53 74		
												208	A	San Francisco	66 60		
												233	H	Colorado St.	61 54		
												259	H	Weber St.	70 50		
												279	H	Idaho St.	62 56		
												334	A	Seattle U	90 84		
LAST 10 Division I																	
				199	A	Portland St.	53 74	136	A	Montana St.	69 68						
				259	H	Weber St.	70 50	189	A	San Diego	65 32						
				279	H	Idaho St.	62 56	51	N	Old Dominion	55 67						
				166	H	Hawaii	67 52	177	N	Lamar University	44 47						
				98	A	South Fla.	64 67	334	A	Seattle U	90 84						

Non-Div I Games:

Idaho

■ Loss, ■ Non-Conf, S Site, H Home A Away N Neutral

Average RPI Win:	331	WON-LOST	WINNING	LAST 10	STRENGTH OF	OPP. STRENGTH	TEAM	ADJ.	CONF.	ADJ CONF.
Average RPI Loss:	140	RECORD	PCT. RANK	GAMES	SCHEDULE	OF SCHEDULE	RPI	RPI	RPI	RPI
DIV. I ONLY	4- 7	236	3-7	318	206	279	279	22	22	
DIV. I NON-CONF.	2- 5	259	1-5	269	189	284	284	18	18	
TOTALS	RPI 1-25	RPI 26-50	W-L RECORDS	RPI 51-100	RPI 101-150	RPI 150+				
4- 7	0- 0	0- 3	OVERALL	0- 0	0- 2	4- 2				
2- 1	0- 0	0- 0	HOME	0- 0	0- 0	2- 1				
2- 6	0- 0	0- 3	AWAY	0- 0	0- 2	2- 1				
0- 0	0- 0	0- 0	NEUTRAL	0- 0	0- 0	0- 0				
2- 5	0- 0	0- 3	NON-CONFERENCE	0- 0	0- 0	2- 2				
1- 1	0- 0	0- 0	HOME	0- 0	0- 0	1- 1				
1- 4	0- 0	0- 3	AWAY	0- 0	0- 0	1- 1				
0- 0	0- 0	0- 0	NEUTRAL	0- 0	0- 0	0- 0				
2- 2	0- 0	0- 0	CONFERENCE	0- 0	0- 2	2- 0				
1- 0	0- 0	0- 0	HOME	0- 0	0- 0	1- 0				
1- 2	0- 0	0- 0	AWAY	0- 0	0- 2	1- 0				
0- 0	0- 0	0- 0	NEUTRAL	0- 0	0- 0	0- 0				

RPI 1-25			RPI 26-50			RPI 51-100			RPI 101+			Team's RPI: 279
RPI	S	Opponent	Score	RPI	S	Opponent	Score	RPI	S	Opponent	Score	
				43	A	Arizona St.	69 74					
				45	A	Duke	66 85					
				48	A	Oklahoma St.	52 70					
LAST 10 Division I												
				351	H	Sacramento St.	80 62					
				295	A	Eastern Wash.	67 47					
				109	A	Idaho	56 62					
				293	A	Utah St.	61 69					
				297	H	California Baptist	68 74					
				146	A	Southern Utah	65 72					
				43	A	Arizona St.	69 74					
				343	A	Utah Valley	88 61					
				45	A	Duke	66 85					
				48	A	Oklahoma St.	52 70					

Non-Div I Games: Arizona Christian 93 36 Montana Tech 83 57

Idaho St.

■ Loss,
■ Non-Conf,
■ S Site,
■ H Home
■ A Away
N Neutral

Average RPI Win:	241	WON-LOST	WINNING	LAST 10	STRENGTH OF	OPP. STRENGTH	TEAM	ADJ.	CONF.	ADJ CONF.
Average RPI Loss:	40	RECORD	PCT. RANK	GAMES	SCHEDULE	OF SCHEDULE	RPI	RPI	RPI	RPI
DIV. I ONLY	9- 6	112	5-5	140	98	140	140	2	2	
DIV. I NON-CONF.	9- 2	40	5-1	311	232	149	149	3	3	
TOTALS	RPI 1-25	RPI 26-50	W-L RECORDS	RPI 51-100	RPI 101-150	RPI 150+				
9- 6	0- 3	0- 1	OVERALL	1- 2	1- 0	7- 0				
8- 3	0- 1	0- 1	HOME	1- 1	1- 0	6- 0				
1- 3	0- 2	0- 0	AWAY	0- 1	0- 0	1- 0				
0- 0	0- 0	0- 0	NEUTRAL	0- 0	0- 0	0- 0				
9- 2	0- 0	0- 0	NON-CONFERENCE	1- 2	1- 0	7- 0				
8- 1	0- 0	0- 0	HOME	1- 1	1- 0	6- 0				
1- 1	0- 0	0- 0	AWAY	0- 1	0- 0	1- 0				
0- 0	0- 0	0- 0	NEUTRAL	0- 0	0- 0	0- 0				
0- 4	0- 3	0- 1	CONFERENCE	0- 0	0- 0	0- 0				
0- 2	0- 1	0- 1	HOME	0- 0	0- 0	0- 0				
0- 2	0- 2	0- 0	AWAY	0- 0	0- 0	0- 0				
0- 0	0- 0	0- 0	NEUTRAL	0- 0	0- 0	0- 0				

RPI	S	Opponent	Score	RPI	S	Opponent	Score	RPI	S	Opponent	Score	RPI	S	Opponent	Score	Team's RPI: 140
10	A	Indiana	42 83	34	H	Rutgers	51 75	77	A	North Carolina	60 85	145	H	Austin Peay	76 62	
11	A	Iowa	72 108					89	H	Illinois St.	58 74	167	A	Missouri	58 51	
17	H	Northwestern	50 77					100	H	Holy Cross	78 75	198	H	Merrimack	75 72	
												266	H	Ark.-Pine Bluff	65 50	
												301	H	Presbyterian	71 52	
												318	H	Bryant	69 55	
												331	H	Evansville	59 44	
												347	H	Chicago St.	96 66	
LAST 10 Division I																
10	A	Indiana	42 83	34	H	Rutgers	51 75	198	H	Merrimack	75 72	77	A	North Carolina	60 85	
11	A	Iowa	72 108					301	H	Presbyterian	71 52					
17	H	Northwestern	50 77					318	H	Bryant	69 55					
167	A	Missouri	58 51													
331	H	Evansville	59 44													

Non-Div I Games:

Illinois

Average RPI Win:	212	WON-LOST	WINNING	LAST 10	STRENGTH OF	OPP. STRENGTH	TEAM	ADJ.	CONF.	ADJ CONF.
Average RPI Loss:	88	RECORD	PCT. RANK	GAMES	SCHEDULE	OF SCHEDULE	RPI	RPI	RPI	RPI
DIV. I ONLY	9- 4	73	7-3	202	160	89	89	7	7	
DIV. I NON-CONF.	7- 3	80	5-2	157	127	64	64	7	7	
TOTALS	RPI 1-25	RPI 26-50	W-L RECORDS	RPI 51-100	RPI 101-150	RPI 150+				
9- 4	0- 0	0- 1	OVERALL	1- 1	2- 2	6- 0				
7- 0	0- 0	0- 0	HOME	1- 0	0- 0	0- 0				
2- 4	0- 0	0- 1	AWAY	0- 1	2- 2	0- 0				
0- 0	0- 0	0- 0	NEUTRAL	0- 0	0- 0	0- 0				
7- 3	0- 0	0- 1	NON-CONFERENCE	1- 1	2- 1	4- 0				
5- 0	0- 0	0- 0	HOME	1- 0	0- 0	4- 0				
2- 3	0- 0	0- 1	AWAY	0- 1	2- 1	0- 0				
0- 0	0- 0	0- 0	NEUTRAL	0- 0	0- 0	0- 0				
2- 1	0- 0	0- 0	CONFERENCE	0- 0	0- 1	2- 0				
2- 0	0- 0	0- 0	HOME	0- 0	0- 0	2- 0				
0- 1	0- 0	0- 0	AWAY	0- 0	0- 1	0- 0				
0- 0	0- 0	0- 0	NEUTRAL	0- 0	0- 0	0- 0				

RPI 1-25				RPI 26-50				RPI 51-100				Team's RPI: 89		RPI 101+			
RPI	S	Opponent	Score	RPI	S	Opponent	Score	RPI	S	Opponent	Score			RPI	S	Opponent	Score
				29	A	Marquette	41 58	69	A	Saint Louis	56 61			110	A	Bradley	61 76
								87	H	UT Martin	70 47			139	A	North Dakota	66 58
														140	A	Illinois	74 58
														145	A	Austin Peay	72 77
														186	H	Northern Ill.	69 66
														207	H	Jackson St.	77 55
														236	H	Western Ill.	78 65
														280	H	Indiana St.	83 69
														303	H	SIUE	74 53
														331	H	Evansville	81 58
LAST 10 Division I																	
				331	H	Evansville	81 58	110	A	Bradley	61 76						
				280	H	Indiana St.	83 69	69	A	Saint Louis	56 61						
				145	A	Austin Peay	72 77	236	H	Western Ill.	78 65						
				207	H	Jackson St.	77 55	87	H	UT Martin	70 47						
				303	H	SIUE	74 53	139	A	North Dakota	66 58						

Non-Div I Games: Truman 87 60

Illinois St.

Average RPI Win: 323		WON-LOST	WINNING	LAST 10	STRENGTH OF	OPP. STRENGTH	TEAM	ADJ.	CONF.	ADJ CONF.
Average RPI Loss: 234		RECORD	PCT. RANK	GAMES	SCHEDULE	OF SCHEDULE	RPI	RPI	RPI	RPI
DIV. I ONLY		2- 6	287	2-6	349	306	340	340	25	25
DIV. I NON-CONF.		0- 5	338	0-5	300	304	348	348	23	23
TOTALS	RPI 1-25	RPI 26-50		W-L RECORDS		RPI 51-100	RPI 101-150		RPI 150+	
2- 6	0- 0	0- 0		OVERALL		0- 0	0- 1		2- 5	
1- 2	0- 0	0- 0		HOME		0- 0	0- 0		1- 2	
1- 4	0- 0	0- 0		AWAY		0- 0	0- 1		1- 3	
0- 0	0- 0	0- 0		NEUTRAL		0- 0	0- 0		0- 0	
0- 5	0- 0	0- 0		NON-CONFERENCE		0- 0	0- 1		0- 4	
0- 1	0- 0	0- 0		HOME		0- 0	0- 0		0- 1	
0- 4	0- 0	0- 0		AWAY		0- 0	0- 1		0- 3	
0- 0	0- 0	0- 0		NEUTRAL		0- 0	0- 0		0- 0	
2- 1	0- 0	0- 0		CONFERENCE		0- 0	0- 0		2- 1	
1- 1	0- 0	0- 0		HOME		0- 0	0- 0		1- 1	
1- 0	0- 0	0- 0		AWAY		0- 0	0- 0		1- 0	
0- 0	0- 0	0- 0		NEUTRAL		0- 0	0- 0		0- 0	

RPI 1-25				RPI 26-50				RPI 51-100				RPI 101+				Team's RPI: 340	
RPI	S	Opponent	Score	RPI	S	Opponent	Score	RPI	S	Opponent	Score	RPI	S	Opponent	Score		
												116	A	Ohio	41	78	
												206	A	Kansas St.	41	85	
												233	A	Colorado St.	47	75	
												256	H	Central Ark.	37	47	
												291	H	San Diego St.	48	57	
												299	A	UTSA	56	63	
												305	H	Nicholls St.	53	51	
												341	A	Northwestern St.	69	67	
LAST 10 Division I																	
				305	H	Nicholls St.	53	51	341	A	Northwestern St.	69	67				
				291	H	San Diego St.	48	57	116	A	Ohio	41	78				
				256	H	Central Ark.	37	47	299	A	UTSA	56	63				
				206	A	Kansas St.	41	85									
				233	A	Colorado St.	47	75									

Non-Div I Games:	Schreiner	70	35		Tex. A&M Int'l	55	38		Paul Quinnn	79	62		UNKNOWN		74	52	Incarnate Word
------------------	-----------	----	----	--	----------------	----	----	--	-------------	----	----	--	---------	--	----	----	----------------

■ Loss, ■ Non-Conf, S Site, H Home A Away N Neutral

Indiana

Through Games Of Jan. 10, 2020

Average RPI Win:	118	WON-LOST	WINNING	LAST 10	STRENGTH OF	OPP. STRENGTH	TEAM	ADJ.	CONF.	ADJ CONF.
Average RPI Loss:	13	RECORD	PCT. RANK	GAMES	SCHEDULE	OF SCHEDULE	RPI	RPI	RPI	RPI
DIV. I ONLY	14- 2	17	9-1	9	23	10	10	2	2	
DIV. I NON-CONF.	10- 2	31	5-1	16	23	11	11	3	3	
TOTALS	RPI 1-25	RPI 26-50	W-L RECORDS	RPI 51-100	RPI 101-150	RPI 150+				
14- 2	2- 2	2- 0	OVERALL	2- 0	4- 0	4- 0				
8- 1	1- 1	0- 0	HOME	1- 0	2- 0	4- 0				
4- 0	0- 0	2- 0	AWAY	0- 0	2- 0	0- 0				
2- 1	1- 1	0- 0	NEUTRAL	1- 0	0- 0	0- 0				
10- 2	1- 2	1- 0	NON-CONFERENCE	2- 0	2- 0	4- 0				
5- 1	0- 1	0- 0	HOME	1- 0	0- 0	4- 0				
3- 0	0- 0	1- 0	AWAY	0- 0	2- 0	0- 0				
2- 1	1- 1	0- 0	NEUTRAL	1- 0	0- 0	0- 0				
4- 0	1- 0	1- 0	CONFERENCE	0- 0	2- 0	0- 0				
3- 0	1- 0	0- 0	HOME	0- 0	2- 0	0- 0				
1- 0	0- 0	1- 0	AWAY	0- 0	0- 0	0- 0				
0- 0	0- 0	0- 0	NEUTRAL	0- 0	0- 0	0- 0				





























































































RPI 1-25				Team's RPI: 10				RPI 26-50				RPI 51-100				RPI 101+			
RPI	S	Opponent	Score					RPI	S	Opponent	Score	RPI	S	Opponent	Score	RPI	S	Opponent	Score
4	N	South Carolina	71 57					31	A	Miami (FL)	58 45	72	H	North Florida	72 45	105	H	Michigan St.	79 67
6	H	UCLA	58 68					34	A	Rutgers	66 56	74	N	Washington St.	78 44	121	A	Florida	73 49
20	N	Baylor	62 77													134	A	Butler	64 53
23	H	Purdue	66 48													140	H	Illinois	83 42
																185	H	Youngstown St.	93 56
																207	H	Jackson St.	91 51
																223	H	Mt. St. Mary's	75 52
																305	H	Nicholls St.	111 47
LAST 10 Division I																			
105	H	Michigan St.	79 67					23	H	Purdue	66 48								
6	H	UCLA	58 68					140	H	Illinois	83 42								
185	H	Youngstown St.	93 56					34	A	Rutgers	66 56								
134	A	Butler	64 53					31	A	Miami (FL)	58 45								
72	H	North Florida	72 45					74	N	Washington St.	78 44								

Non-Div I Games:

Indiana

■ Loss,
■ Non-Conf, S Site,
■ Home
■ Away
N Neutral

Average RPI Win:	292	WON-LOST	WINNING	LAST 10	STRENGTH OF	OPP. STRENGTH	TEAM	ADJ.	CONF.	ADJ CONF.
Average RPI Loss:	151	RECORD	PCT. RANK	GAMES	SCHEDULE	OF SCHEDULE	RPI	RPI	RPI	RPI
DIV. I ONLY	2- 13	325	0-10	100	329	280	280	7	7	
DIV. I NON-CONF.	2- 10	313	0-7	178	325	298	298	7	7	
TOTALS	RPI 1-25	RPI 26-50	W-L RECORDS	RPI 51-100	RPI 101-150	RPI 150+				
2- 13	0- 0	0- 1	OVERALL	0- 4	0- 1	2- 7				
0- 5	0- 0	0- 0	HOME	0- 1	0- 0	0- 4				
2- 7	0- 0	0- 1	AWAY	0- 3	0- 1	2- 2				
0- 1	0- 0	0- 0	NEUTRAL	0- 0	0- 0	0- 1				
2- 10	0- 0	0- 1	NON-CONFERENCE	0- 3	0- 0	2- 6				
0- 4	0- 0	0- 0	HOME	0- 1	0- 0	0- 3				
2- 5	0- 0	0- 1	AWAY	0- 2	0- 0	2- 2				
0- 1	0- 0	0- 0	NEUTRAL	0- 0	0- 0	0- 1				
0- 3	0- 0	0- 0	CONFERENCE	0- 1	0- 1	0- 1				
0- 1	0- 0	0- 0	HOME	0- 0	0- 0	0- 1				
0- 2	0- 0	0- 0	AWAY	0- 1	0- 1	0- 0				
0- 0	0- 0	0- 0	NEUTRAL	0- 0	0- 0	0- 0				

RPI S	Opponent	Score	RPI S	Opponent	Score	RPI S	Opponent	Score	RPI S	Opponent	Score	Team's RPI: 280
			30   Colorado	46   59		57   Kansas	72   84		110   Bradley	75   91		
						69   Saint Louis	53   55		165   Valparaiso	56   75		
						73   Pacific	66   83		169   Southeast Mo. St.	58   68		
						89   Illinois St.	69   83		211   Murray St.	62   70		
									212   Northern Ky.	68   70		
									236   Western Ill.	72   83		
									242 N CSUN	59   67		
									253   Eastern Ill.	59 57		
									300   Marshall	60   72		
									330   UIC	61 40		
LAST 10 Division I												
			69   Saint Louis	53   55		165   Valparaiso	56   75					
			169   Southeast Mo. St.	58   68		110   Bradley	75   91					
			212   Northern Ky.	68   70		89   Illinois St.	69   83					
			211   Murray St.	62   70		242 N CSUN	59   67					
			300   Marshall	60   72		73   Pacific	66   83					

Non-Div I Games:

Indiana St.

Average RPI Win:	227	WON-LOST	WINNING	LAST 10	STRENGTH OF	OPP. STRENGTH	TEAM	ADJ.	CONF.	ADJ CONF.
Average RPI Loss:	107	RECORD	PCT. RANK	GAMES	SCHEDULE	OF SCHEDULE	RPI	RPI	RPI	RPI
DIV. I ONLY	2- 9	313	1-9	10	290	171	171	24	24	
DIV. I NON-CONF.	1- 8	322	0-8	8	282	185	185	24	24	
TOTALS	RPI 1-25	RPI 26-50	W-L RECORDS	RPI 51-100	RPI 101-150	RPI 150+				
2- 9	0- 0	0- 1	OVERALL	0- 3	0- 4	2- 1				
0- 4	0- 0	0- 0	HOME	0- 1	0- 3	0- 0				
2- 3	0- 0	0- 1	AWAY	0- 1	0- 1	2- 0				
0- 2	0- 0	0- 0	NEUTRAL	0- 1	0- 0	0- 1				
1- 8	0- 0	0- 1	NON-CONFERENCE	0- 3	0- 3	1- 1				
0- 3	0- 0	0- 0	HOME	0- 1	0- 2	0- 0				
1- 3	0- 0	0- 1	AWAY	0- 1	0- 1	1- 0				
0- 2	0- 0	0- 0	NEUTRAL	0- 1	0- 0	0- 1				
1- 1	0- 0	0- 0	CONFERENCE	0- 0	0- 1	1- 0				
0- 1	0- 0	0- 0	HOME	0- 0	0- 1	0- 0				
1- 0	0- 0	0- 0	AWAY	0- 0	0- 0	1- 0				
0- 0	0- 0	0- 0	NEUTRAL	0- 0	0- 0	0- 0				

RPI S	Opponent	Score	RPI S	Opponent	Score	RPI S	Opponent	Score	RPI S	Opponent	Score	Team's RPI: 171
			35 A	Central Mich.	50 70	60 N	Washington	34 65	102 A	Penn	42 74	
						63 H	Seton Hall	37 89	118 H	Rider	37 81	
						86 A	Stony Brook	40 59	119 H	Duquesne	74 76	
									137 H	Massachusetts	51 65	
									210 A	Quinnipiac	75 71	
									243 N	Towson	58 75	
									244 A	Winthrop	68 61	
LAST 10 Division I												
			63 H	Seton Hall	37 89	118 H	Rider	37 81				
			35 A	Central Mich.	50 70	210 A	Quinnipiac	75 71				
			243 N	Towson	58 75	137 H	Massachusetts	51 65				
			60 N	Washington	34 65	102 A	Penn	42 74				
			86 A	Stony Brook	40 59	119 H	Duquesne	74 76				

Non-Div I Games:

Iona

Average RPI Win:	129	WON-LOST	WINNING	LAST 10	STRENGTH OF	OPP. STRENGTH	TEAM	ADJ.	CONF.	ADJ CONF.
Average RPI Loss:	53	RECORD	PCT. RANK	GAMES	SCHEDULE	OF SCHEDULE	RPI	RPI	RPI	RPI
DIV. I ONLY	12- 3	39	8-2	7	94	11	11	2	2	
DIV. I NON-CONF.	9- 2	40	5-1	20	139	15	15	3	3	
TOTALS	RPI 1-25	RPI 26-50	W-L RECORDS	RPI 51-100	RPI 101-150	RPI 150+				
12- 3	2- 0	2- 1	OVERALL	1- 2	2- 0	5- 0				
8- 0	1- 0	2- 0	HOME	0- 0	1- 0	4- 0				
2- 2	1- 0	0- 1	AWAY	1- 1	0- 0	0- 0				
2- 1	0- 0	0- 0	NEUTRAL	0- 1	1- 0	1- 0				
9- 2	1- 0	1- 1	NON-CONFERENCE	1- 1	1- 0	5- 0				
6- 0	1- 0	1- 0	HOME	0- 0	0- 0	4- 0				
1- 1	0- 0	0- 1	AWAY	1- 0	0- 0	0- 0				
2- 1	0- 0	0- 0	NEUTRAL	0- 1	1- 0	1- 0				
3- 1	1- 0	1- 0	CONFERENCE	0- 1	1- 0	0- 0				
2- 0	0- 0	1- 0	HOME	0- 0	1- 0	0- 0				
1- 1	1- 0	0- 0	AWAY	0- 1	0- 0	0- 0				
0- 0	0- 0	0- 0	NEUTRAL	0- 0	0- 0	0- 0				

RPI 1-25				RPI 26-50				RPI 51-100				RPI 101+			
RPI	S	Opponent	Score	RPI	S	Opponent	Score	RPI	S	Opponent	Score	RPI	S	Opponent	Score
17	A	Northwestern	77 51	27	H	Maryland	66 61	59	A	Nebraska	69 78	130	N	Cincinnati	69 61
21	H	Princeton	77 75	28	H	Drake	79 67	60	N	Washington	63 70	140	H	Illinois	108 72
				39	A	UNI	66 88	82	A	Iowa St.	75 69	178	H	Clemson	74 60
												181	H	Fla. Atlantic	85 53
												191	H	North Ala.	86 81
												243	N	Towson	100 72
												307	H	N.C. Central	102 50
LAST 10 Division I															
				59	A	Nebraska	69 78	27	H	Maryland	66 61				
				28	H	Drake	79 67	17	A	Northwestern	77 51				
				307	H	N.C. Central	102 50	140	H	Illinois	108 72				
				82	A	Iowa St.	75 69	60	N	Washington	63 70				
				178	H	Clemson	74 60	243	N	Towson	100 72				

Non-Div I Games:

Iowa

Average RPI Win:	173	WON-LOST	WINNING	LAST 10	STRENGTH OF	OPP. STRENGTH	TEAM	ADJ.	CONF.	ADJ CONF.
Average RPI Loss:	39	RECORD	PCT. RANK	GAMES	SCHEDULE	OF SCHEDULE	RPI	RPI	RPI	RPI
DIV. I ONLY	9- 4	73	7-3	103	64	82	82	5	5	
DIV. I NON-CONF.	8- 3	68	6-2	195	27	98	98	4	4	
TOTALS	RPI 1-25	RPI 26-50	W-L RECORDS	RPI 51-100	RPI 101-150	RPI 150+				
9- 4	0- 1	0- 2	OVERALL	3- 1	1- 0	5- 0				
6- 3	0- 1	0- 1	HOME	2- 1	1- 0	3- 0				
3- 1	0- 0	0- 1	AWAY	1- 0	0- 0	2- 0				
0- 0	0- 0	0- 0	NEUTRAL	0- 0	0- 0	0- 0				
8- 3	0- 1	0- 2	NON-CONFERENCE	3- 0	1- 0	4- 0				
6- 2	0- 1	0- 1	HOME	2- 0	1- 0	3- 0				
2- 1	0- 0	0- 1	AWAY	1- 0	0- 0	1- 0				
0- 0	0- 0	0- 0	NEUTRAL	0- 0	0- 0	0- 0				
1- 1	0- 0	0- 0	CONFERENCE	0- 1	0- 0	1- 0				
0- 1	0- 0	0- 0	HOME	0- 1	0- 0	0- 0				
1- 0	0- 0	0- 0	AWAY	0- 0	0- 0	1- 0				
0- 0	0- 0	0- 0	NEUTRAL	0- 0	0- 0	0- 0				

RPI 1-25				RPI 26-50				RPI 51-100				RPI 101+			
RPI	S	Opponent	Score	RPI	S	Opponent	Score	RPI	S	Opponent	Score	RPI	S	Opponent	Score
11	H	Iowa	69 75	28	A	Drake	81 86	76	H	Texas	75 81	127	H	Wright St.	79 71
				39	H	UNI	63 71	84	H	Texas Southern	79 59	164	A	Texas Tech	96 66
								85	A	Alabama	75 66	191	H	North Ala.	80 72
								96	H	New Orleans	71 53	225	H	Southern U.	69 36
												266	H	Ark.-Pine Bluff	90 40
												319	A	North Dakota St.	86 58
LAST 10 Division I															
39	H	UNI	63 71	76	H	Texas	75 81								
127	H	Wright St.	79 71	164	A	Texas Tech	96 66								
11	H	Iowa	69 75	191	H	North Ala.	80 72								
85	A	Alabama	75 66	266	H	Ark.-Pine Bluff	90 40								
96	H	New Orleans	71 53	319	A	North Dakota St.	86 58								

Non-Div I Games:

Iowa St.

Average RPI Win:	265	WON-LOST	WINNING	LAST 10	STRENGTH OF	OPP. STRENGTH	TEAM	ADJ.	CONF.	ADJ CONF.
Average RPI Loss:	112	RECORD	PCT. RANK	GAMES	SCHEDULE	OF SCHEDULE	RPI	RPI	RPI	RPI
DIV. I ONLY	4- 8	245	4-6	144	148	207	207	29	29	
DIV. I NON-CONF.	2- 8	295	2-6	72	110	205	205	28	28	
TOTALS	RPI 1-25	RPI 26-50	W-L RECORDS	RPI 51-100	RPI 101-150	RPI 150+				
4- 8	0- 2	0- 1	OVERALL	0- 1	0- 2	4- 2				
3- 1	0- 1	0- 0	HOME	0- 0	0- 0	3- 0				
1- 7	0- 1	0- 1	AWAY	0- 1	0- 2	1- 2				
0- 0	0- 0	0- 0	NEUTRAL	0- 0	0- 0	0- 0				
2- 8	0- 2	0- 1	NON-CONFERENCE	0- 1	0- 2	2- 2				
1- 1	0- 1	0- 0	HOME	0- 0	0- 0	1- 0				
1- 7	0- 1	0- 1	AWAY	0- 1	0- 2	1- 2				
0- 0	0- 0	0- 0	NEUTRAL	0- 0	0- 0	0- 0				
2- 0	0- 0	0- 0	CONFERENCE	0- 0	0- 0	2- 0				
2- 0	0- 0	0- 0	HOME	0- 0	0- 0	2- 0				
0- 0	0- 0	0- 0	AWAY	0- 0	0- 0	0- 0				
0- 0	0- 0	0- 0	NEUTRAL	0- 0	0- 0	0- 0				

RPI 1-25				RPI 26-50				RPI 51-100				RPI 101+ Team's RPI: 207			
RPI	S	Opponent	Score	RPI	S	Opponent	Score	RPI	S	Opponent	Score	RPI	S	Opponent	Score
10	A	Indiana	51 91	31	A	Miami (FL)	68 83	89	A	Illinois St.	55 77	110	A	Bradley	69 78
12	H	Mississippi St.	53 92									150	A	Tulane	46 82
												180	H	Louisiana	65 54
												239	A	Southeastern La.	59 63
												256	A	Central Ark.	54 57
												265	H	Alabama A&M	67 53
												275	H	Alabama St.	94 62
												341	A	Northwestern St.	66 49
LAST 10 Division I															
				89	A	Illinois St.	55 77	265	H	Alabama A&M	67 53				
				110	A	Bradley	69 78	275	H	Alabama St.	94 62				
				239	A	Southeastern La.	59 63	180	H	Louisiana	65 54				
				256	A	Central Ark.	54 57	10	A	Indiana	51 91				
				12	H	Mississippi St.	53 92	341	A	Northwestern St.	66 49				

Non-Div I Games:

Jackson St.

■ Loss,
 ■ Non-Conf,
 ■ S Site,
 ■ Home
 ■ A Away
 N Neutral

Jacksonville

Through Games Of Jan. 10, 2020

Average RPI Win: 322	WON-LOST	WINNING	LAST 10	STRENGTH OF	OPP. STRENGTH	TEAM	ADJ.	CONF.	ADJ CONF.
Average RPI Loss: 112	RECORD	PCT. RANK	GAMES	SCHEDULE	OF SCHEDULE	RPI	RPI	RPI	RPI
DIV. I ONLY	6- 6	162	6-4	269	298	213	213	15	15
DIV. I NON-CONF.	6- 5	151	6-3	295	268	217	217	13	13
TOTALS	RPI 1-25	RPI 26-50	W-L RECORDS	RPI 51-100	RPI 101-150	RPI 150+			
6- 6	0- 1	0- 1	OVERALL	0- 1	0- 1	6- 2			
3- 2	0- 0	0- 0	HOME	0- 0	0- 1	3- 1			
3- 4	0- 1	0- 1	AWAY	0- 1	0- 0	3- 1			
0- 0	0- 0	0- 0	NEUTRAL	0- 0	0- 0	0- 0			
6- 5	0- 1	0- 1	NON-CONFERENCE	0- 1	0- 1	6- 1			
3- 2	0- 0	0- 0	HOME	0- 0	0- 1	3- 1			
3- 3	0- 1	0- 1	AWAY	0- 1	0- 0	3- 0			
0- 0	0- 0	0- 0	NEUTRAL	0- 0	0- 0	0- 0			
0- 1	0- 0	0- 0	CONFERENCE	0- 0	0- 0	0- 1			
0- 0	0- 0	0- 0	HOME	0- 0	0- 0	0- 0			
0- 1	0- 0	0- 0	AWAY	0- 0	0- 0	0- 1			
0- 0	0- 0	0- 0	NEUTRAL	0- 0	0- 0	0- 0			

RPI S	Opponent	Score	RPI S	Opponent	Score	RPI S	Opponent	Score	RPI S	Opponent	Score	Team's RPI: 213
16	A Florida St.	41 75	30	A Colorado	44 66	98	A South Fla.	39 70	147	H Bethune-Cookman	52 53	
									187	H Norfolk St.	64 71	
									191	A North Ala.	65 76	
									305	H Nicholls St.	72 55	
									308	A Jacksonville St.	55 40	
									315	H FIU	77 52	
									317	A Mercer	87 83	
									337	H USC Upstate	87 43	
									348	A Florida A&M	88 54	
LAST 10 Division I												
348	A Florida A&M	88 54	191	A North Ala.	65 76							
315	H FIU	77 52	317	A Mercer	87 83							
147	H Bethune-Cookman	52 53	308	A Jacksonville St.	55 40							
187	H Norfolk St.	64 71	30	A Colorado	44 66							
305	H Nicholls St.	72 55	337	H USC Upstate	87 43							

Non-Div I Games: Thomas (GA) 94 36 Johnson (FL) 114 35

Jacksonville

Loss, Non-Conf, S Site, H Home A Away N Neutral

Average RPI Win: 265		WON-LOST	WINNING	LAST 10	STRENGTH OF	OPP. STRENGTH	TEAM	ADJ.	CONF.	ADJ CONF.
Average RPI Loss: 187		RECORD	PCT. RANK	GAMES	SCHEDULE	OF SCHEDULE	RPI	RPI	RPI	RPI
DIV. I ONLY		4- 8	245	3-7	316	266	308	308	18	18
DIV. I NON-CONF.		2- 7	288	1-6	318	253	338	338	21	21
TOTALS	RPI 1-25		RPI 26-50		W-L RECORDS		RPI 51-100		RPI 101-150	RPI 150+
4- 8	0- 0		0- 1		OVERALL		0- 1		0- 1	4- 5
3- 1	0- 0		0- 0		HOME		0- 0		0- 0	3- 1
1- 5	0- 0		0- 1		AWAY		0- 1		0- 1	1- 2
0- 2	0- 0		0- 0		NEUTRAL		0- 0		0- 0	0- 2
2- 7	0- 0		0- 1		NON-CONFERENCE		0- 1		0- 1	2- 4
2- 1	0- 0		0- 0		HOME		0- 0		0- 0	2- 1
0- 4	0- 0		0- 1		AWAY		0- 1		0- 1	0- 1
0- 2	0- 0		0- 0		NEUTRAL		0- 0		0- 0	0- 2
2- 1	0- 0		0- 0		CONFERENCE		0- 0		0- 0	2- 1
1- 0	0- 0		0- 0		HOME		0- 0		0- 0	1- 0
1- 1	0- 0		0- 0		AWAY		0- 0		0- 0	1- 1
0- 0	0- 0		0- 0		NEUTRAL		0- 0		0- 0	0- 0

RPI 1-25				RPI 26-50				RPI 51-100				RPI 101+				Team's RPI: 308	
RPI	S	Opponent	Score	RPI	S	Opponent	Score	RPI	S	Opponent	Score	RPI	S	Opponent	Score		
				50	A	Vanderbilt	66 88	58	A	Troy	64 94	133	A	Auburn	53 62		
												211	H	Murray St.	68 51		
												212	N	Northern Ky.	63 66		
												213	H	Jacksonville	40 55		
												245	H	Lipscomb	65 63		
												257	A	Eastern Ky.	43 33		
												275	A	Alabama St.	63 68		
												276	A	Morehead St.	48 67		
												277	N	Oakland	55 61		
												348	H	Florida A&M	72 67		
LAST 10 Division I																	
				133	A	Auburn	53 62	211	H	Murray St.	68 51						
				213	H	Jacksonville	40 55	257	A	Eastern Ky.	43 33						
				277	N	Oakland	55 61	276	A	Morehead St.	48 67						
				212	N	Northern Ky.	63 66	58	A	Troy	64 94						
				275	A	Alabama St.	63 68	245	H	Lipscomb	65 63						

Non-Div I Games:	Clark Atlanta	75	46	Fort Valley St.	87	65
------------------	---------------	----	----	-----------------	----	----

Jacksonville St.

■ Loss, ■ Non-Conf, S Site, H Home A Away N Neutral

Average RPI Win:	137	WON-LOST	WINNING	LAST 10	STRENGTH OF	OPP. STRENGTH	TEAM	ADJ.	CONF.	ADJ CONF.
Average RPI Loss:	30	RECORD	PCT. RANK	GAMES	SCHEDULE	OF SCHEDULE	RPI	RPI	RPI	RPI
DIV. I ONLY	11- 2	31	9-1	95	28	31	31	14	14	
DIV. I NON-CONF.	9- 2	40	7-1	126	12	33	33	14	14	
TOTALS	RPI 1-25	RPI 26-50	W-L RECORDS	RPI 51-100	RPI 101-150	RPI 150+				
11- 2	0- 0	0- 2	OVERALL	5- 0	2- 0	4- 0				
7- 1	0- 0	0- 1	HOME	3- 0	1- 0	3- 0				
3- 1	0- 0	0- 1	AWAY	1- 0	1- 0	1- 0				
1- 0	0- 0	0- 0	NEUTRAL	1- 0	0- 0	0- 0				
9- 2	0- 0	0- 2	NON-CONFERENCE	4- 0	2- 0	3- 0				
5- 1	0- 0	0- 1	HOME	2- 0	1- 0	2- 0				
3- 1	0- 0	0- 1	AWAY	1- 0	1- 0	1- 0				
1- 0	0- 0	0- 0	NEUTRAL	1- 0	0- 0	0- 0				
2- 0	0- 0	0- 0	CONFERENCE	1- 0	0- 0	1- 0				
2- 0	0- 0	0- 0	HOME	1- 0	0- 0	1- 0				
0- 0	0- 0	0- 0	AWAY	0- 0	0- 0	0- 0				
0- 0	0- 0	0- 0	NEUTRAL	0- 0	0- 0	0- 0				

RPI 1-25				RPI 26-50				Team's RPI: 31		RPI 51-100				RPI 101+			
RPI	S	Opponent	Score	RPI	S	Opponent	Score	RPI	S	Opponent	Score	RPI	S	Opponent	Score		
				27	H	Maryland	68 70	53	N	UCF	46 43	126	A	George Washington	69 50		
				33	A	Virginia	49 55	64	H	St. John's (NY)	76 73	148	H	Robert Morris	59 32		
								65	A	Villanova	56 52	161	H	William & Mary	84 70		
								90	H	Elon	61 48	227	H	Delaware St.	83 64		
								93	H	Liberty	76 53	231	A	Georgetown	66 59		
												251	H	Longwood	93 53		
LAST 10 Division I																	
				126	A	George Washington	69 50	90	H	Elon	61 48						
				227	H	Delaware St.	83 64	161	H	William & Mary	84 70						
				53	N	UCF	46 43	148	H	Robert Morris	59 32						
				33	A	Virginia	49 55	231	A	Georgetown	66 59						
				93	H	Liberty	76 53	64	H	St. John's (NY)	76 73						

Non-Div I Games:

James Madison

Kansas

Through Games Of Jan. 10, 2020

Average RPI Win:	211	WON-LOST	WINNING	LAST 10	STRENGTH OF	OPP. STRENGTH	TEAM	ADJ.	CONF.	ADJ CONF.
Average RPI Loss:	36	RECORD	PCT. RANK	GAMES	SCHEDULE	OF SCHEDULE	RPI	RPI	RPI	RPI
DIV. I ONLY	11- 2	31	8-2	158	157	57	57	5	5	
DIV. I NON-CONF.	11- 0	1	8-0	256	209	43	43	4	4	
TOTALS	RPI 1-25	RPI 26-50	W-L RECORDS	RPI 51-100	RPI 101-150	RPI 150+				
11- 2	0- 1	0- 1	OVERALL	1- 0	3- 0	7- 0				
8- 1	0- 1	0- 0	HOME	0- 0	2- 0	6- 0				
2- 1	0- 0	0- 1	AWAY	1- 0	0- 0	1- 0				
1- 0	0- 0	0- 0	NEUTRAL	0- 0	1- 0	0- 0				
11- 0	0- 0	0- 0	NON-CONFERENCE	1- 0	3- 0	7- 0				
8- 0	0- 0	0- 0	HOME	0- 0	2- 0	6- 0				
2- 0	0- 0	0- 0	AWAY	1- 0	0- 0	1- 0				
1- 0	0- 0	0- 0	NEUTRAL	0- 0	1- 0	0- 0				
0- 2	0- 1	0- 1	CONFERENCE	0- 0	0- 0	0- 0				
0- 1	0- 1	0- 0	HOME	0- 0	0- 0	0- 0				
0- 1	0- 0	0- 1	AWAY	0- 0	0- 0	0- 0				
0- 0	0- 0	0- 0	NEUTRAL	0- 0	0- 0	0- 0				

RPI 1-25				RPI 26-50				RPI 51-100				RPI 101+			
RPI	S	Opponent	Score	RPI	S	Opponent	Score	RPI	S	Opponent	Score	RPI	S	Opponent	Score
24	H	West Virginia	49 68	48	A	Oklahoma St.	49 67	69	A	Saint Louis	68 60	121	H	Florida	76 66
												122	H	Saint Mary's (CA)	86 81
												127	N	Wright St.	74 63
												181	A	Fla. Atlantic	90 60
												254	H	Texas St.	68 48
												267	H	UMass Lowell	79 44
												274	H	Omaha	63 48
												280	H	Indiana St.	84 72
												294	H	Wofford	83 64
												330	H	UIC	91 50
LAST 10 Division I															
69	A	Saint Louis	68 60	24	H	West Virginia	49 68								
122	H	Saint Mary's (CA)	86 81	48	A	Oklahoma St.	49 67	294	H	Wofford	83 64				
121	H	Florida	76 66					254	H	Texas St.	68 48				
181	A	Fla. Atlantic	90 60					267	H	UMass Lowell	79 44				
127	N	Wright St.	74 63												

Non-Div I Games:

Kansas

Loss, Non-Conf, S Site, H Home A Away N Neutral

Average RPI Win:	299	WON-LOST	WINNING	LAST 10	STRENGTH OF	OPP. STRENGTH	TEAM	ADJ.	CONF.	ADJ CONF.
Average RPI Loss:	81	RECORD	PCT. RANK	GAMES	SCHEDULE	OF SCHEDULE	RPI	RPI	RPI	RPI
DIV. I ONLY	6- 6	162	4-6	169	214	206	206	5	5	
DIV. I NON-CONF.	6- 5	151	4-5	242	235	212	212	4	4	
TOTALS	RPI 1-25	RPI 26-50	W-L RECORDS	RPI 51-100	RPI 101-150	RPI 150+				
6- 6	0- 2	0- 1	OVERALL	0- 0	0- 2	6- 1				
5- 2	0- 1	0- 0	HOME	0- 0	0- 1	5- 0				
1- 2	0- 1	0- 1	AWAY	0- 0	0- 0	1- 0				
0- 2	0- 0	0- 0	NEUTRAL	0- 0	0- 1	0- 1				
6- 5	0- 1	0- 1	NON-CONFERENCE	0- 0	0- 2	6- 1				
5- 1	0- 0	0- 0	HOME	0- 0	0- 1	5- 0				
1- 2	0- 1	0- 1	AWAY	0- 0	0- 0	1- 0				
0- 2	0- 0	0- 0	NEUTRAL	0- 0	0- 1	0- 1				
0- 1	0- 1	0- 0	CONFERENCE	0- 0	0- 0	0- 0				
0- 1	0- 1	0- 0	HOME	0- 0	0- 0	0- 0				
0- 0	0- 0	0- 0	AWAY	0- 0	0- 0	0- 0				
0- 0	0- 0	0- 0	NEUTRAL	0- 0	0- 0	0- 0				

RPI 1-25				RPI 26-50				RPI 51-100				RPI 101+ Team's RPI: 206			
RPI	S	Opponent	Score	RPI	S	Opponent	Score	RPI	S	Opponent	Score	RPI	S	Opponent	Score
14	A	Oregon	51 89	44	A	Arkansas	72 81					105	N	Michigan St.	60 65
24	H	West Virginia	63 74									115	H	UT Arlington	53 57
												184	N	Memphis	68 72
												240	A	UMKC	74 67
												272	H	Oral Roberts	109 69
												274	H	Omaha	73 48
												330	H	UIC	84 40
												335	H	UTRGV	79 66
												340	H	Incarnate Word	85 41
LAST 10 Division I															
240	A	UMKC	74 67	24	H	West Virginia	63 74								
44	A	Arkansas	72 81	335	H	UTRGV	79 66								
340	H	Incarnate Word	85 41	14	A	Oregon	51 89								
105	N	Michigan St.	60 65	115	H	UT Arlington	53 57								
184	N	Memphis	68 72	272	H	Oral Roberts	109 69								

Non-Div I Games:

Kansas St.

■ Loss,
 ■ Non-Conf,
 ■ S Site,
 ■ H Home
 ■ A Away
 N Neutral

Average RPI Win:	256	WON-LOST	WINNING	LAST 10	STRENGTH OF	OPP. STRENGTH	TEAM	ADJ.	CONF.	ADJ CONF.
Average RPI Loss:	136	RECORD	PCT. RANK	GAMES	SCHEDULE	OF SCHEDULE	RPI	RPI	RPI	RPI
DIV. I ONLY	5- 7	217	4-6	294	125	250	250	15	15	
DIV. I NON-CONF.	5- 5	163	4-4	275	173	188	188	13	13	
TOTALS	RPI 1-25	RPI 26-50	W-L RECORDS	RPI 51-100	RPI 101-150	RPI 150+				
5- 7	0- 1	0- 0	OVERALL	0- 2	1- 1	4- 3				
2- 3	0- 1	0- 0	HOME	0- 1	1- 0	1- 1				
2- 4	0- 0	0- 0	AWAY	0- 1	0- 1	2- 2				
1- 0	0- 0	0- 0	NEUTRAL	0- 0	0- 0	1- 0				
5- 5	0- 1	0- 0	NON-CONFERENCE	0- 1	1- 1	4- 2				
2- 1	0- 1	0- 0	HOME	0- 0	1- 0	1- 0				
2- 4	0- 0	0- 0	AWAY	0- 1	0- 1	2- 2				
1- 0	0- 0	0- 0	NEUTRAL	0- 0	0- 0	1- 0				
0- 2	0- 0	0- 0	CONFERENCE	0- 1	0- 0	0- 1				
0- 2	0- 0	0- 0	HOME	0- 1	0- 0	0- 1				
0- 0	0- 0	0- 0	AWAY	0- 0	0- 0	0- 0				
0- 0	0- 0	0- 0	NEUTRAL	0- 0	0- 0	0- 0				

RPI 1-25				RPI 26-50				RPI 51-100				RPI 101+				Team's RPI: 250
RPI	S	Opponent	Score	RPI	S	Opponent	Score	RPI	S	Opponent	Score	RPI	S	Opponent	Score	
22	H	Georgia Tech	47 63					72	H	North Florida	55 64	119	A	Duquesne	72 75	
								75	A	Georgia	65 80	143	H	Samford	60 55	
												162	A	Campbell	51 63	
												221	A	UNCW	58 56	
												226	H	Stetson	61 67	
												273	A	Navy	62 82	
												289	A	Ga. Southern	95 69	
												309	N	UMBC	59 44	
												317	H	Mercer	92 64	
LAST 10 Division I																
22	H	Georgia Tech	47 63	72	H	North Florida	55 64									
309	N	UMBC	59 44	226	H	Stetson	61 67									
273	A	Navy	62 82	119	A	Duquesne	72 75									
162	A	Campbell	51 63	289	A	Ga. Southern	95 69									
221	A	UNCW	58 56	317	H	Mercer	92 64									

Non-Div I Games: Middle Ga. St. 88 49

Kennesaw St.

Loss, Non-Conf, S Site, H Home A Away N Neutral

Average RPI Win:	224	WON-LOST	WINNING	LAST 10	STRENGTH OF	OPP. STRENGTH	TEAM	ADJ.	CONF.	ADJ CONF.
Average RPI Loss:	71	RECORD	PCT. RANK	GAMES	SCHEDULE	OF SCHEDULE	RPI	RPI	RPI	RPI
DIV. I ONLY	6- 6	162	4-6	108	124	129	129	10	10	
DIV. I NON-CONF.	6- 4	122	4-4	116	106	97	97	10	10	
TOTALS	RPI 1-25	RPI 26-50	W-L RECORDS	RPI 51-100	RPI 101-150	RPI 150+				
6- 6	0- 2	0- 0	OVERALL	0- 3	2- 0	4- 1				
2- 2	0- 1	0- 0	HOME	0- 0	1- 0	1- 1				
2- 2	0- 1	0- 0	AWAY	0- 1	1- 0	1- 0				
2- 2	0- 0	0- 0	NEUTRAL	0- 2	0- 0	2- 0				
6- 4	0- 2	0- 0	NON-CONFERENCE	0- 2	2- 0	4- 0				
2- 1	0- 1	0- 0	HOME	0- 0	1- 0	1- 0				
2- 1	0- 1	0- 0	AWAY	0- 0	1- 0	1- 0				
2- 2	0- 0	0- 0	NEUTRAL	0- 2	0- 0	2- 0				
0- 2	0- 0	0- 0	CONFERENCE	0- 1	0- 0	0- 1				
0- 1	0- 0	0- 0	HOME	0- 0	0- 0	0- 1				
0- 1	0- 0	0- 0	AWAY	0- 1	0- 0	0- 0				
0- 0	0- 0	0- 0	NEUTRAL	0- 0	0- 0	0- 0				

RPI	S	Opponent	Score
23	A	Purdue	64 77
25	H	Ohio St.	65 75

RPI	S	Opponent	Score

RPI	S	Opponent	Score
52	N	Michigan	53 88
58	N	Troy	64 71
79	A	Ball St.	62 66

RPI	S	Opponent	Score	Team's RPI: 129
119	A	Duquesne	77 75	
148	H	Robert Morris	82 81	
185	A	Youngstown St.	82 73	
188	H	Eastern Mich.	69 74	
278	H	St. Bonaventure	81 58	
289	N	Ga. Southern	62 48	
324	N	Purdue Fort Wayne	75 67	

LAST 10 Division I

289	N	Ga. Southern	62	48	188	H	Eastern Mich.	69	74
23	A	Purdue	64	77	79	A	Ball St.	62	66
278	H	St. Bonaventure	81	58	58	N	Troy	64	71
148	H	Robert Morris	82	81	324	N	Purdue Fort Wayne	75	67
25	H	Ohio St.	65	75	52	N	Michigan	53	88

Non-Div I Games: Hiram

92 36

Kent St.

Kentucky

Through Games Of Jan. 10, 2020

Average RPI Win:	151	WON-LOST	WINNING	LAST 10	STRENGTH OF	OPP. STRENGTH	TEAM	ADJ.	CONF.	ADJ CONF.
Average RPI Loss:	5	RECORD	PCT. RANK	GAMES	SCHEDULE	OF SCHEDULE	RPI	RPI	RPI	RPI
DIV. I ONLY	13- 2	21	8-2	47	33	18	18	4	4	
DIV. I NON-CONF.	11- 1	13	6-1	129	35	30	30	5	5	
TOTALS	RPI 1-25	RPI 26-50	W-L RECORDS	RPI 51-100	RPI 101-150	RPI 150+				
13- 2	0- 2	3- 0	OVERALL	3- 0	2- 0	5- 0				
9- 1	0- 1	1- 0	HOME	1- 0	2- 0	5- 0				
4- 1	0- 1	2- 0	AWAY	2- 0	0- 0	0- 0				
0- 0	0- 0	0- 0	NEUTRAL	0- 0	0- 0	0- 0				
11- 1	0- 1	3- 0	NON-CONFERENCE	1- 0	2- 0	5- 0				
8- 1	0- 1	1- 0	HOME	0- 0	2- 0	5- 0				
3- 0	0- 0	2- 0	AWAY	1- 0	0- 0	0- 0				
0- 0	0- 0	0- 0	NEUTRAL	0- 0	0- 0	0- 0				
2- 1	0- 1	0- 0	CONFERENCE	2- 0	0- 0	0- 0				
1- 0	0- 0	0- 0	HOME	1- 0	0- 0	0- 0				
1- 1	0- 1	0- 0	AWAY	1- 0	0- 0	0- 0				
0- 0	0- 0	0- 0	NEUTRAL	0- 0	0- 0	0- 0				

RPI 1-25				RPI 26-50				RPI 51-100				RPI 101+			
RPI	S	Opponent	Score	RPI	S	Opponent	Score	RPI	S	Opponent	Score	RPI	S	Opponent	Score
4	A	South Carolina	72 99	33	A	Virginia	50 47	85	A	Alabama	81 71	143	H	Samford	79 49
5	H	Louisville	66 67	46	H	Charlotte	86 39	91	H	Tennessee	80 76	145	H	Austin Peay	81 52
				47	A	Middle Tenn.	67 52	95	A	California	63 61	223	H	Mt. St. Mary's	67 44
												226	H	Stetson	67 48
												244	H	Winthrop	91 36
												276	H	Morehead St.	79 54
												312	H	Grambling	81 35
LAST 10 Division I															
				95	A	California	63 61	85	A	Alabama	81 71				
				5	H	Louisville	66 67	91	H	Tennessee	80 76				
				244	H	Winthrop	91 36	4	A	South Carolina	72 99				
				143	H	Samford	79 49	145	H	Austin Peay	81 52				
				46	H	Charlotte	86 39	312	H	Grambling	81 35				

Non-Div I Games:

Kentucky

■ Loss,
 ■ Non-Conf, S Site,
 ■ Home
 ■ Away
 N Neutral

Average RPI Win: 327		WON-LOST	WINNING	LAST 10	STRENGTH OF	OPP. STRENGTH	TEAM	ADJ.	CONF.	ADJ CONF.
Average RPI Loss: 244		RECORD	PCT. RANK	GAMES	SCHEDULE	OF SCHEDULE	RPI	RPI	RPI	RPI
DIV. I ONLY		1- 12	339	1-9	308	349	346	346	31	31
DIV. I NON-CONF.		1- 10	329	1-7	292	349	346	346	30	30
TOTALS	RPI 1-25	RPI 26-50		W-L RECORDS		RPI 51-100	RPI 101-150	RPI 150+		
1- 12	0- 0	0- 0		OVERALL		0- 1	0- 0	1- 11		
1- 6	0- 0	0- 0		HOME		0- 1	0- 0	1- 5		
0- 6	0- 0	0- 0		AWAY		0- 0	0- 0	0- 6		
0- 0	0- 0	0- 0		NEUTRAL		0- 0	0- 0	0- 0		
1- 10	0- 0	0- 0		NON-CONFERENCE		0- 1	0- 0	1- 9		
1- 6	0- 0	0- 0		HOME		0- 1	0- 0	1- 5		
0- 4	0- 0	0- 0		AWAY		0- 0	0- 0	0- 4		
0- 0	0- 0	0- 0		NEUTRAL		0- 0	0- 0	0- 0		
0- 2	0- 0	0- 0		CONFERENCE		0- 0	0- 0	0- 2		
0- 0	0- 0	0- 0		HOME		0- 0	0- 0	0- 0		
0- 2	0- 0	0- 0		AWAY		0- 0	0- 0	0- 2		
0- 0	0- 0	0- 0		NEUTRAL		0- 0	0- 0	0- 0		

RPI 1-25				RPI 26-50				RPI 51-100				RPI 101+				Team's RPI: 346	
RPI	S	Opponent	Score	RPI	S	Opponent	Score	RPI	S	Opponent	Score	RPI	S	Opponent	Score		
								86	H	Stony Brook	49	80	168	H	Cleveland St.	49	79
												192	A	Rhode Island	56	79	
												223	A	Mt. St. Mary's	57	75	
												246	A	Lafayette	60	65	
												267	A	UMass Lowell	56	65	
												268	A	Army West Point	60	67	
												269	H	Fairfield	51	53	
												284	A	St. Francis Brooklyn	63	88	
												290	H	Vermont	62	73	
												307	H	N.C. Central	59	61	
												327	H	Hofstra	85	46	
												332	H	Saint Peter's	74	89	
LAST 10 Division I																	
				290	H	Vermont	62	73	284	A	St. Francis Brooklyn	63	88				
				267	A	UMass Lowell	56	65	223	A	Mt. St. Mary's	57	75				
				268	A	Army West Point	60	67	307	H	N.C. Central	59	61				
				327	H	Hofstra	85	46	246	A	Lafayette	60	65				
				86	H	Stony Brook	49	80	168	H	Cleveland St.	49	79				

Non-Div I Games:

LIU Brooklyn

Loss, Non-Conf, S Site, H Home A Away N Neutral

Average RPI Win:	202	WON-LOST	WINNING	LAST 10	STRENGTH OF	OPP. STRENGTH	TEAM	ADJ.	CONF.	ADJ CONF.
Average RPI Loss:	145	RECORD	PCT. RANK	GAMES	SCHEDULE	OF SCHEDULE	RPI	RPI	RPI	RPI
DIV. I ONLY	4- 13	296	2-8	167	121	271	271	11	11	
DIV. I NON-CONF.	3- 9	279	1-4	194	147	267	267	11	11	
TOTALS	RPI 1-25	RPI 26-50	W-L RECORDS	RPI 51-100	RPI 101-150	RPI 150+				
4- 13	0- 1	0- 0	OVERALL	0- 3	0- 3	4- 6				
2- 6	0- 0	0- 0	HOME	0- 1	0- 1	2- 4				
2- 5	0- 1	0- 0	AWAY	0- 1	0- 1	2- 2				
0- 2	0- 0	0- 0	NEUTRAL	0- 1	0- 1	0- 0				
3- 9	0- 1	0- 0	NON-CONFERENCE	0- 2	0- 1	3- 5				
1- 4	0- 0	0- 0	HOME	0- 1	0- 0	1- 3				
2- 3	0- 1	0- 0	AWAY	0- 0	0- 0	2- 2				
0- 2	0- 0	0- 0	NEUTRAL	0- 1	0- 1	0- 0				
1- 4	0- 0	0- 0	CONFERENCE	0- 1	0- 2	1- 1				
1- 2	0- 0	0- 0	HOME	0- 0	0- 1	1- 1				
0- 2	0- 0	0- 0	AWAY	0- 1	0- 1	0- 0				
0- 0	0- 0	0- 0	NEUTRAL	0- 0	0- 0	0- 0				

RPI	S	Opponent	Score	RPI	S	Opponent	Score	RPI	S	Opponent	Score	RPI	S	Opponent	Score	Team's RPI: 271
6	A	UCLA	52 74					55	H	Yale	65 81	114	N	Providence	45 48	
								73	A	Pacific	67 76	122	A	Saint Mary's (CA)	70 86	
								79	N	Ball St.	72 77	125	H	BYU	44 59	
												166	H	Hawaii	65 51	
												172	A	New Mexico	73 72	
												189	H	San Diego	59 67	
												201	H	Cal St. Fullerton	74 79	
												208	H	San Francisco	76 69	
												215	A	Tulsa	56 75	
												231	H	Georgetown	53 64	
												235	A	UC Irvine	65 80	
												242	H	CSUN	54 56	
												263	A	Long Beach St.	70 57	
LAST 10 Division I																
189	H	San Diego	59 67	208	H	San Francisco	76 69									
125	H	BYU	44 59	122	A	Saint Mary's (CA)	70 86									
114	N	Providence	45 48	73	A	Pacific	67 76									
172	A	New Mexico	73 72	242	H	CSUN	54 56									
79	N	Ball St.	72 77	55	H	Yale	65 81									

Non-Div I Games: Cal St. San B'dino 94 46

LMU (CA)

■ Loss,
 ■ Non-Conf,
 ■ S Site,
 ■ H Home
 ■ A Away
 N Neutral

Average RPI Win:	150	WON-LOST	WINNING	LAST 10	STRENGTH OF	OPP. STRENGTH	TEAM	ADJ.	CONF.	ADJ CONF.
Average RPI Loss:	75	RECORD	PCT. RANK	GAMES	SCHEDULE	OF SCHEDULE	RPI	RPI	RPI	RPI
DIV. I ONLY	12- 3	39	8-2	119	13	37	37	4	4	
DIV. I NON-CONF.	10- 2	31	6-1	150	30	39	39	5	5	
TOTALS	RPI 1-25	RPI 26-50	W-L RECORDS	RPI 51-100	RPI 101-150	RPI 150+				
12- 3	1- 1	2- 1	OVERALL	2- 0	2- 0	5- 1				
6- 1	0- 1	1- 0	HOME	2- 0	0- 0	3- 0				
4- 2	1- 0	1- 1	AWAY	0- 0	1- 0	1- 1				
2- 0	0- 0	0- 0	NEUTRAL	0- 0	1- 0	1- 0				
10- 2	0- 1	2- 1	NON-CONFERENCE	1- 0	2- 0	5- 0				
5- 1	0- 1	1- 0	HOME	1- 0	0- 0	3- 0				
3- 1	0- 0	1- 1	AWAY	0- 0	1- 0	1- 0				
2- 0	0- 0	0- 0	NEUTRAL	0- 0	1- 0	1- 0				
2- 1	1- 0	0- 0	CONFERENCE	1- 0	0- 0	0- 1				
1- 0	0- 0	0- 0	HOME	1- 0	0- 0	0- 0				
1- 1	1- 0	0- 0	AWAY	0- 0	0- 0	0- 1				
0- 0	0- 0	0- 0	NEUTRAL	0- 0	0- 0	0- 0				

RPI 1-25				RPI 26-50				Team's RPI: 37		RPI 51-100				RPI 101+			
RPI	S	Opponent	Score	RPI	S	Opponent	Score		RPI	S	Opponent	Score	RPI	S	Opponent	Score	
16	H	Florida St.	62 70	34	H	Rutgers	64 58		85	H	Alabama	71 60	105	N	Michigan St.	58 56	
19	A	Texas A&M	57 54	36	A	FGCU	74 63		96	H	New Orleans	83 49	150	A	Tulane	59 54	
				42	A	Oklahoma	68 90						167	A	Missouri	65 69	
													184	N	Memphis	89 58	
													193	A	Little Rock	65 50	
													239	H	Southeastern La.	62 52	
													305	H	Nicholls St.	63 32	
													348	H	Florida A&M	73 45	
LAST 10 Division I																	
				348	H	Florida A&M	73 45		19	A	Texas A&M	57 54					
				36	A	FGCU	74 63		167	A	Missouri	65 69					
				42	A	Oklahoma	68 90		85	H	Alabama	71 60					
				305	H	Nicholls St.	63 32		105	N	Michigan St.	58 56					
				184	N	Memphis	89 58		34	H	Rutgers	64 58					

Non-Div I Games:

LSU

■ Loss,
■ Non-Conf,
■ S Site,
■ H Home
■ A Away
N Neutral

Average RPI Win:	227	WON-LOST	WINNING	LAST 10	STRENGTH OF	OPP. STRENGTH	TEAM	ADJ.	CONF.	ADJ CONF.
Average RPI Loss:	113	RECORD	PCT. RANK	GAMES	SCHEDULE	OF SCHEDULE	RPI	RPI	RPI	RPI
DIV. I ONLY	6- 9	223	2-8	134	223	202	202	12	12	
DIV. I NON-CONF.	6- 7	182	2-6	142	260	175	175	12	12	
TOTALS	RPI 1-25	RPI 26-50	W-L RECORDS	RPI 51-100	RPI 101-150	RPI 150+				
6- 9	0- 0	0- 0	OVERALL	0- 4	1- 4	5- 1				
2- 6	0- 0	0- 0	HOME	0- 3	1- 3	1- 0				
3- 3	0- 0	0- 0	AWAY	0- 1	0- 1	3- 1				
1- 0	0- 0	0- 0	NEUTRAL	0- 0	0- 0	1- 0				
6- 7	0- 0	0- 0	NON-CONFERENCE	0- 3	1- 3	5- 1				
2- 4	0- 0	0- 0	HOME	0- 2	1- 2	1- 0				
3- 3	0- 0	0- 0	AWAY	0- 1	0- 1	3- 1				
1- 0	0- 0	0- 0	NEUTRAL	0- 0	0- 0	1- 0				
0- 2	0- 0	0- 0	CONFERENCE	0- 1	0- 1	0- 0				
0- 2	0- 0	0- 0	HOME	0- 1	0- 1	0- 0				
0- 0	0- 0	0- 0	AWAY	0- 0	0- 0	0- 0				
0- 0	0- 0	0- 0	NEUTRAL	0- 0	0- 0	0- 0				

RPI 1-25				RPI 26-50				RPI 51-100				RPI 101+				Team's RPI: 202	
RPI	S	Opponent	Score	RPI	S	Opponent	Score	RPI	S	Opponent	Score	RPI	S	Opponent	Score		
								56	H	Temple	69	72	102	H	Penn	49	65
								65	H	Villanova	69	77	118	A	Rider	43	70
								69	H	Saint Louis	61	77	119	H	Dayton	58	98
								70	A	Drexel	31	69	132	H	Harvard	75	69
													148	H	Robert Morris	68	71
													187	A	Norfolk St.	55	52
													194	A	Howard	78	62
													200	A	Penn St.	69	67
													273	A	Navy	46	61
													309	N	UMBC	74	58
													338	H	Coppin St.	79	46
LAST 10 Division I																	
				65	H	Villanova	69	77	69	H	Saint Louis	61	77				
				70	A	Drexel	31	69	119	H	Dayton	58	98				
				118	A	Rider	43	70	56	H	Temple	69	72				
				102	H	Penn	49	65	309	N	UMBC	74	58				
				273	A	Navy	46	61	338	H	Coppin St.	79	46				

Non-Div I Games:

La Salle

Average RPI Win: 346		WON-LOST	WINNING	LAST 10	STRENGTH OF	OPP. STRENGTH	TEAM	ADJ.	CONF.	ADJ CONF.
Average RPI Loss: 240		RECORD	PCT. RANK	GAMES	SCHEDULE	OF SCHEDULE	RPI	RPI	RPI	RPI
DIV. I ONLY		2- 12	323	1-9	339	338	349	349	23	23
DIV. I NON-CONF.		2- 9	304	1-6	345	336	350	350	22	22
TOTALS		RPI 1-25	RPI 26-50	W-L RECORDS	RPI 51-100	RPI 101-150	RPI 150+			
2- 12	0- 0		0- 0	OVERALL	0- 1	0- 0	2- 11			
2- 4	0- 0		0- 0	HOME	0- 1	0- 0	2- 3			
0- 8	0- 0		0- 0	AWAY	0- 0	0- 0	0- 8			
0- 0	0- 0		0- 0	NEUTRAL	0- 0	0- 0	0- 0			
2- 9	0- 0		0- 0	NON-CONFERENCE	0- 0	0- 0	2- 9			
2- 3	0- 0		0- 0	HOME	0- 0	0- 0	2- 3			
0- 6	0- 0		0- 0	AWAY	0- 0	0- 0	0- 6			
0- 0	0- 0		0- 0	NEUTRAL	0- 0	0- 0	0- 0			
0- 3	0- 0		0- 0	CONFERENCE	0- 1	0- 0	0- 2			
0- 1	0- 0		0- 0	HOME	0- 1	0- 0	0- 0			
0- 2	0- 0		0- 0	AWAY	0- 0	0- 0	0- 2			
0- 0	0- 0		0- 0	NEUTRAL	0- 0	0- 0	0- 0			

RPI 1-25				RPI 26-50				RPI 51-100				RPI 101+				Team's RPI: 349	
RPI	S	Opponent	Score	RPI	S	Opponent	Score	RPI	S	Opponent	Score	RPI	S	Opponent	Score		
								58	H	Troy	65	72	160	A	Tennessee Tech	68	75
													164	A	Texas Tech	38	83
													196	H	Southern Miss.	42	57
													239	H	Southeastern La.	52	65
													255	A	North Texas	51	63
													270	A	Ole Miss	42	66
													289	A	Ga. Southern	47	64
													304	H	Houston Baptist	65	72
													305	A	Nicholls St.	59	74
													314	A	McNeese	69	72
													320	A	Georgia St.	52	68
													341	H	Northwestern St.	63	54
													350	H	Mississippi Val.	74	66
LAST 10 Division I																	
350	H	Mississippi Val.	74	66	58	H	Troy	65	72								
164	A	Texas Tech	38	83	320	A	Georgia St.	52	68								
255	A	North Texas	51	63	289	A	Ga. Southern	47	64								
305	A	Nicholls St.	59	74	314	A	McNeese	69	72								
304	H	Houston Baptist	65	72	239	H	Southeastern La.	52	65								

Non-Div I Games:

La.-Monroe

■ Loss, ■ Non-Conf, S Site, H Home A Away N Neutral

Lafayette

Through Games Of Jan. 10, 2020

Average RPI Win:	282	WON-LOST	WINNING	LAST 10	STRENGTH OF	OPP. STRENGTH	TEAM	ADJ.	CONF.	ADJ CONF.
Average RPI Loss:	142	RECORD	PCT. RANK	GAMES	SCHEDULE	OF SCHEDULE	RPI	RPI	RPI	RPI
DIV. I ONLY	5- 8	226	4-6	207	318	246	246	16	16	
DIV. I NON-CONF.	4- 6	212	3-4	268	333	290	290	16	16	
TOTALS	RPI 1-25	RPI 26-50	W-L RECORDS	RPI 51-100	RPI 101-150	RPI 150+				
5- 8	0- 0	0- 0	OVERALL	0- 4	0- 2	5- 2				
4- 2	0- 0	0- 0	HOME	0- 0	0- 1	4- 1				
1- 6	0- 0	0- 0	AWAY	0- 4	0- 1	1- 1				
0- 0	0- 0	0- 0	NEUTRAL	0- 0	0- 0	0- 0				
4- 6	0- 0	0- 0	NON-CONFERENCE	0- 2	0- 2	4- 2				
3- 2	0- 0	0- 0	HOME	0- 0	0- 1	3- 1				
1- 4	0- 0	0- 0	AWAY	0- 2	0- 1	1- 1				
0- 0	0- 0	0- 0	NEUTRAL	0- 0	0- 0	0- 0				
1- 2	0- 0	0- 0	CONFERENCE	0- 2	0- 0	1- 0				
1- 0	0- 0	0- 0	HOME	0- 0	0- 0	1- 0				
0- 2	0- 0	0- 0	AWAY	0- 2	0- 0	0- 0				
0- 0	0- 0	0- 0	NEUTRAL	0- 0	0- 0	0- 0				

RPI 1-25			RPI 26-50			RPI 51-100			RPI 101+			Team's RPI: 246
RPI	S	Opponent	Score	RPI	S	Opponent	Score	RPI	S	Opponent	Score	
								63	A	Seton Hall	50	74
								64	A	St. John's (NY)	44	76
								88	A	Bucknell	36	50
								100	A	Holy Cross	56	57
							</					

Non-Div I Games:

Lafayette

Loss, Non-Conf, S Site, H Home A Away N Neutral

Lamar University

Through Games Of Jan. 10, 2020

Average RPI Win:	256	WON-LOST	WINNING	LAST 10	STRENGTH OF	OPP. STRENGTH	TEAM	ADJ.	CONF.	ADJ CONF.
Average RPI Loss:	110	RECORD	PCT. RANK	GAMES	SCHEDULE	OF SCHEDULE	RPI	RPI	RPI	RPI
DIV. I ONLY	5- 7	217	5-5	152	186	177	177	25	25	
DIV. I NON-CONF.	2- 5	259	2-3	29	185	161	161	23	23	
TOTALS	RPI 1-25	RPI 26-50	W-L RECORDS	RPI 51-100	RPI 101-150	RPI 150+				
5- 7	0- 2	0- 1	OVERALL	0- 2	1- 0	4- 2				
2- 2	0- 0	0- 0	HOME	0- 1	0- 0	2- 1				
2- 5	0- 2	0- 1	AWAY	0- 1	0- 0	2- 1				
1- 0	0- 0	0- 0	NEUTRAL	0- 0	1- 0	0- 0				
2- 5	0- 2	0- 1	NON-CONFERENCE	0- 0	1- 0	1- 2				
1- 1	0- 0	0- 0	HOME	0- 0	0- 0	1- 1				
0- 4	0- 2	0- 1	AWAY	0- 0	0- 0	0- 1				
1- 0	0- 0	0- 0	NEUTRAL	0- 0	1- 0	0- 0				
3- 2	0- 0	0- 0	CONFERENCE	0- 2	0- 0	3- 0				
1- 1	0- 0	0- 0	HOME	0- 1	0- 0	1- 0				
2- 1	0- 0	0- 0	AWAY	0- 1	0- 0	2- 0				
0- 0	0- 0	0- 0	NEUTRAL	0- 0	0- 0	0- 0				

RPI 1-25				RPI 26-50				RPI 51-100				RPI 101+ Team's RPI: 177			
RPI	S	Opponent	Score	RPI	S	Opponent	Score	RPI	S	Opponent	Score	RPI	S	Opponent	Score
15	A	NC State	40 81	48	A	Oklahoma St.	53 74	83	A	Abilene Christian	72 78	109	N	Idaho	47 44
20	A	Baylor	28 90					96	H	New Orleans	57 62	180	H	Louisiana	63 74
												239	A	Southeastern La.	65 57
												288	H	Denver	71 59
												305	A	Nicholls St.	84 78
												328	A	Cal Poly	56 57
												341	H	Northwestern St.	61 58
LAST 10 Division I															
341	H	Northwestern St.	61 58	305	A	Nicholls St.	84 78								
239	A	Southeastern La.	65 57	83	A	Abilene Christian	72 78								
288	H	Denver	71 59	96	H	New Orleans	57 62								
328	A	Cal Poly	56 57	180	H	Louisiana	63 74								
109	N	Idaho	47 44	20	A	Baylor	28 90								

Non-Div I Games: Howard Payne 96 36 LeTourneau 90 38

Lamar University

Loss, Non-Conf, S Site, H Home A Away N Neutral

Average RPI Win: 225		WON-LOST	WINNING	LAST 10	STRENGTH OF	OPP. STRENGTH	TEAM	ADJ.	CONF.	ADJ CONF.
Average RPI Loss: 90		RECORD	PCT. RANK	GAMES	SCHEDULE	OF SCHEDULE	RPI	RPI	RPI	RPI
DIV. I ONLY		10- 3	50	7-3	249	169	92	92	16	16
DIV. I NON-CONF.		7- 3	80	4-3	201	192	82	82	16	16

TOTALS	RPI 1-25	RPI 26-50	W-L RECORDS	RPI 51-100	RPI 101-150	RPI 150+
10- 3	0- 0	0- 0	OVERALL	1- 2	1- 1	8- 0
5- 0	0- 0	0- 0	HOME	1- 0	1- 0	3- 0
5- 1	0- 0	0- 0	AWAY	0- 1	0- 0	5- 0
0- 2	0- 0	0- 0	NEUTRAL	0- 1	0- 1	0- 0
7- 3	0- 0	0- 0	NON-CONFERENCE	1- 2	1- 1	5- 0
3- 0	0- 0	0- 0	HOME	1- 0	1- 0	1- 0
4- 1	0- 0	0- 0	AWAY	0- 1	0- 0	4- 0
0- 2	0- 0	0- 0	NEUTRAL	0- 1	0- 1	0- 0
3- 0	0- 0	0- 0	CONFERENCE	0- 0	0- 0	3- 0
2- 0	0- 0	0- 0	HOME	0- 0	0- 0	2- 0
1- 0	0- 0	0- 0	AWAY	0- 0	0- 0	1- 0
0- 0	0- 0	0- 0	NEUTRAL	0- 0	0- 0	0- 0

[illegible]

Non-Div I Games:	Bloomsburg	91	43
------------------	------------	----	----

Lehigh

■ Loss, ■ Non-Conf, S Site, H Home A Away N Neutral

Liberty

Through Games Of Jan. 10, 2020

Average RPI Win:	204	WON-LOST	WINNING	LAST 10	STRENGTH OF	OPP. STRENGTH	TEAM	ADJ.	CONF.	ADJ CONF.
Average RPI Loss:	92	RECORD	PCT. RANK	GAMES	SCHEDULE	OF SCHEDULE	RPI	RPI	RPI	RPI
DIV. I ONLY	8- 7	155	7-3	81	127	93	93	15	15	
DIV. I NON-CONF.	7- 6	160	6-2	84	122	90	90	13	13	
TOTALS	RPI 1-25	RPI 26-50	W-L RECORDS	RPI 51-100	RPI 101-150	RPI 150+				
8- 7	0- 1	0- 3	OVERALL	0- 0	1- 1	7- 2				
1- 3	0- 0	0- 0	HOME	0- 0	0- 1	1- 2				
5- 3	0- 0	0- 3	AWAY	0- 0	0- 0	5- 0				
2- 1	0- 1	0- 0	NEUTRAL	0- 0	1- 0	1- 0				
7- 6	0- 1	0- 2	NON-CONFERENCE	0- 0	1- 1	6- 2				
1- 3	0- 0	0- 0	HOME	0- 0	0- 1	1- 2				
4- 2	0- 0	0- 2	AWAY	0- 0	0- 0	4- 0				
2- 1	0- 1	0- 0	NEUTRAL	0- 0	1- 0	1- 0				
1- 1	0- 0	0- 1	CONFERENCE	0- 0	0- 0	1- 0				
0- 0	0- 0	0- 0	HOME	0- 0	0- 0	0- 0				
1- 1	0- 0	0- 1	AWAY	0- 0	0- 0	1- 0				
0- 0	0- 0	0- 0	NEUTRAL	0- 0	0- 0	0- 0				

RPI 1-25				RPI 26-50				RPI 51-100				Team's RPI: 93		RPI 101+			
RPI	S	Opponent	Score	RPI	S	Opponent	Score	RPI	S	Opponent	Score			RPI	S	Opponent	Score
2	N	Oregon St.	55 68	26	A	Virginia Tech	69 73							103	H	UNC Greensboro	53 58
				31	A	James Madison	53 76							110	N	Bradley	75 63
				36	A	FGCU	57 64							155	A	Hampton	83 59
														170	N	Miami (OH)	65 53
														187	A	Norfolk St.	67 48
														219	H	ETSU	62 63
														222	A	Saint Francis (PA)	71 52
														224	H	Chattanooga	54 71
														237	H	East Carolina	81 66
														240	A	UMKC	68 44
														311	A	NJIT	67 53
LAST 10 Division I																	
				110	N	Bradley	75 63	36	A	FGCU	57 64						
				222	A	Saint Francis (PA)	71 52	311	A	NJIT	67 53						
				155	A	Hampton	83 59	240	A	UMKC	68 44						
				237	H	East Carolina	81 66	170	N	Miami (OH)	65 53						
				2	N	Oregon St.	55 68	31	A	James Madison	53 76						

Non-Div I Games:

Liberty

Loss, Non-Conf, S Site, H Home A Away N Neutral

Average RPI Win:	258	WON-LOST	WINNING	LAST 10	STRENGTH OF	OPP. STRENGTH	TEAM	ADJ.	CONF.	ADJ CONF.
Average RPI Loss:	135	RECORD	PCT. RANK	GAMES	SCHEDULE	OF SCHEDULE	RPI	RPI	RPI	RPI
DIV. I ONLY	3- 11	303	2-8	121	273	245	245	15	15	
DIV. I NON-CONF.	2- 10	313	1-7	143	306	300	300	13	13	
TOTALS	RPI 1-25	RPI 26-50	W-L RECORDS	RPI 51-100	RPI 101-150	RPI 150+				
3- 11	0- 0	0- 2	OVERALL	0- 3	0- 2	3- 4				
1- 3	0- 0	0- 0	HOME	0- 1	0- 0	1- 2				
2- 6	0- 0	0- 2	AWAY	0- 1	0- 1	2- 2				
0- 2	0- 0	0- 0	NEUTRAL	0- 1	0- 1	0- 0				
2- 10	0- 0	0- 1	NON-CONFERENCE	0- 3	0- 2	2- 4				
1- 3	0- 0	0- 0	HOME	0- 1	0- 0	1- 2				
1- 5	0- 0	0- 1	AWAY	0- 1	0- 1	1- 2				
0- 2	0- 0	0- 0	NEUTRAL	0- 1	0- 1	0- 0				
1- 1	0- 0	0- 1	CONFERENCE	0- 0	0- 0	1- 0				
0- 0	0- 0	0- 0	HOME	0- 0	0- 0	0- 0				
1- 1	0- 0	0- 1	AWAY	0- 0	0- 0	1- 0				
0- 0	0- 0	0- 0	NEUTRAL	0- 0	0- 0	0- 0				

RPI 1-25				RPI 26-50				RPI 51-100				RPI 101+				Team's RPI: 245	
RPI	S	Opponent	Score	RPI	S	Opponent	Score	RPI	S	Opponent	Score	RPI	S	Opponent	Score		
				36	A	FGCU	56 82	67	N	Marist	63 74	118	N	Rider	76 81		
				47	A	Middle Tenn.	49 70	80	H	Belmont	68 69	119	A	Dayton	60 82		
								87	A	UT Martin	67 83	160	A	Tennessee Tech	58 78		
												211	H	Murray St.	57 67		
												212	H	Northern Ky.	71 69		
												226	A	Stetson	65 59		
												253	H	Eastern Ill.	56 66		
												308	A	Jacksonville St.	63 65		
												336	A	Tennessee St.	74 64		
LAST 10 Division I																	
				87	A	UT Martin	67 83	226	A	Stetson	65 59						
				80	H	Belmont	68 69	36	A	FGCU	56 82						
				336	A	Tennessee St.	74 64	160	A	Tennessee Tech	58 78						
				47	A	Middle Tenn.	49 70	67	N	Marist	63 74						
				253	H	Eastern Ill.	56 66	118	N	Rider	76 81						

Non-Div I Games: Queens (NC) 86 45

Lipscomb

■ Loss,
 ■ Non-Conf,
 ■ S Site,
 ■ H Home
 ■ A Away
 N Neutral

Little Rock

Through Games Of Jan. 10, 2020

Average RPI Win:	254	WON-LOST	WINNING	LAST 10	STRENGTH OF	OPP. STRENGTH	TEAM	ADJ.	CONF.	ADJ CONF.
Average RPI Loss:	107	RECORD	PCT. RANK	GAMES	SCHEDULE	OF SCHEDULE	RPI	RPI	RPI	RPI
DIV. I ONLY	4- 10	274	3-7	46	197	193	193	23	23	
DIV. I NON-CONF.	2- 9	304	1-6	23	175	220	220	22	22	
TOTALS	RPI 1-25	RPI 26-50	W-L RECORDS	RPI 51-100	RPI 101-150	RPI 150+				
4- 10	0- 2	0- 3	OVERALL	0- 0	0- 1	4- 4				
3- 3	0- 0	0- 1	HOME	0- 0	0- 0	3- 2				
1- 7	0- 2	0- 2	AWAY	0- 0	0- 1	1- 2				
0- 0	0- 0	0- 0	NEUTRAL	0- 0	0- 0	0- 0				
2- 9	0- 2	0- 3	NON-CONFERENCE	0- 0	0- 0	2- 4				
2- 3	0- 0	0- 1	HOME	0- 0	0- 0	2- 2				
0- 6	0- 2	0- 2	AWAY	0- 0	0- 0	0- 2				
0- 0	0- 0	0- 0	NEUTRAL	0- 0	0- 0	0- 0				
2- 1	0- 0	0- 0	CONFERENCE	0- 0	0- 1	2- 0				
1- 0	0- 0	0- 0	HOME	0- 0	0- 0	1- 0				
1- 1	0- 0	0- 0	AWAY	0- 0	0- 1	1- 0				
0- 0	0- 0	0- 0	NEUTRAL	0- 0	0- 0	0- 0				

RPI 1-25				RPI 26-50				RPI 51-100				RPI 101+				Team's RPI: 193	
RPI	S	Opponent	Score	RPI	S	Opponent	Score	RPI	S	Opponent	Score	RPI	S	Opponent	Score		
12	A	Mississippi St.	50 89	37	H	LSU	50 65					115	A	UT Arlington	58 65		
19	A	Texas A&M	35 78	44	A	Arkansas	53 86					151	A	Rice	40 66		
				49	A	Western Ky.	58 77					181	A	Fla. Atlantic	72 79		
												184	H	Memphis	50 68		
												215	H	Tulsa	63 51		
												254	A	Texas St.	78 66		
												256	H	Central Ark.	63 48		
												281	H	Louisiana Tech	38 43		
												289	H	Ga. Southern	58 46		
LAST 10 Division I																	
				12	A	Mississippi St.	50 89	289	H	Ga. Southern	58 46						
				44	A	Arkansas	53 86	115	A	UT Arlington	58 65						
				184	H	Memphis	50 68	254	A	Texas St.	78 66						
				215	H	Tulsa	63 51	49	A	Western Ky.	58 77						
				281	H	Louisiana Tech	38 43	181	A	Fla. Atlantic	72 79						

Non-Div I Games:

Little Rock

Loss, Non-Conf, S Site, H Home A Away N Neutral

Average RPI Win:	258	WON-LOST	WINNING	LAST 10	STRENGTH OF	OPP. STRENGTH	TEAM	ADJ.	CONF.	ADJ CONF.
Average RPI Loss:	176	RECORD	PCT. RANK	GAMES	SCHEDULE	OF SCHEDULE	RPI	RPI	RPI	RPI
DIV. I ONLY	5- 8	226	5-5	279	161	263	263	26	26	
DIV. I NON-CONF.	4- 8	235	4-5	254	161	266	266	26	26	
TOTALS	RPI 1-25	RPI 26-50	W-L RECORDS	RPI 51-100	RPI 101-150	RPI 150+				
5- 8	0- 2	0- 0	OVERALL	0- 2	1- 0	4- 4				
2- 3	0- 1	0- 0	HOME	0- 0	0- 0	2- 2				
1- 5	0- 1	0- 0	AWAY	0- 2	1- 0	0- 2				
2- 0	0- 0	0- 0	NEUTRAL	0- 0	0- 0	2- 0				
4- 8	0- 2	0- 0	NON-CONFERENCE	0- 2	1- 0	3- 4				
1- 3	0- 1	0- 0	HOME	0- 0	0- 0	1- 2				
1- 5	0- 1	0- 0	AWAY	0- 2	1- 0	0- 2				
2- 0	0- 0	0- 0	NEUTRAL	0- 0	0- 0	2- 0				
1- 0	0- 0	0- 0	CONFERENCE	0- 0	0- 0	1- 0				
1- 0	0- 0	0- 0	HOME	0- 0	0- 0	1- 0				
0- 0	0- 0	0- 0	AWAY	0- 0	0- 0	0- 0				
0- 0	0- 0	0- 0	NEUTRAL	0- 0	0- 0	0- 0				

RPI 1-25				RPI 26-50				RPI 51-100				RPI 101+ Team's RPI: 263			
RPI	S	Opponent	Score	RPI	S	Opponent	Score	RPI	S	Opponent	Score	RPI	S	Opponent	Score
6	A	UCLA	51 86					95	A	California	45 68	113	A	Santa Clara	54 46
14	H	Oregon	45 81					97	A	Southern California	40 57	200	N	Penn St.	64 56
												271	H	LMU (CA)	57 70
												293	H	Utah St.	48 56
												297	A	California Baptist	70 79
												316	H	Air Force	74 68
												328	H	Cal Poly	72 69
												334	A	Seattle U	54 66
												335	N	UTRGV	69 65
LAST 10 Division I															
316	H	Air Force	74 68	328	H	Cal Poly	72 69								
14	H	Oregon	45 81	97	A	Southern California	40 57								
334	A	Seattle U	54 66	335	N	UTRGV	69 65								
113	A	Santa Clara	54 46	200	N	Penn St.	64 56								
95	A	California	45 68	271	H	LMU (CA)	57 70								

Non-Div I Games: Westcliff 94 47 Bethesda (CA) 90 43

Long Beach St.

Loss, Non-Conf, S Site, H Home A Away N Neutral

Average RPI Win:	264	WON-LOST	WINNING	LAST 10	STRENGTH OF	OPP. STRENGTH	TEAM	ADJ.	CONF.	ADJ CONF.
Average RPI Loss:	172	RECORD	PCT. RANK	GAMES	SCHEDULE	OF SCHEDULE	RPI	RPI	RPI	RPI
DIV. I ONLY	7- 6	148	6-4	329	176	251	251	27	27	
DIV. I NON-CONF.	4- 5	195	3-3	312	113	261	261	27	27	
TOTALS	RPI 1-25	RPI 26-50	W-L RECORDS	RPI 51-100	RPI 101-150	RPI 150+				
7- 6	0- 0	0- 1	OVERALL	0- 0	0- 1	7- 4				
5- 2	0- 0	0- 0	HOME	0- 0	0- 0	5- 2				
2- 4	0- 0	0- 1	AWAY	0- 0	0- 1	2- 2				
0- 0	0- 0	0- 0	NEUTRAL	0- 0	0- 0	0- 0				
4- 5	0- 0	0- 1	NON-CONFERENCE	0- 0	0- 1	4- 3				
3- 1	0- 0	0- 0	HOME	0- 0	0- 0	3- 1				
1- 4	0- 0	0- 1	AWAY	0- 0	0- 1	1- 2				
0- 0	0- 0	0- 0	NEUTRAL	0- 0	0- 0	0- 0				
3- 1	0- 0	0- 0	CONFERENCE	0- 0	0- 0	3- 1				
2- 1	0- 0	0- 0	HOME	0- 0	0- 0	2- 1				
1- 0	0- 0	0- 0	AWAY	0- 0	0- 0	1- 0				
0- 0	0- 0	0- 0	NEUTRAL	0- 0	0- 0	0- 0				

RPI 1-25			RPI 26-50			RPI 51-100			RPI 101+			Team's RPI: 251
RPI	S	Opponent	Score	RPI	S	Opponent	Score	RPI	S	Opponent	Score	
				31	A	James Madison	53 93					
								121	A	Florida	54 71	
								162	H	Campbell	55 70	
								187	A	Norfolk St.	46 49	
								205	H	Gardner-Webb	80 70	
								221	H	UNCW	59 58	
								227	H	Delaware St.	78 62	
								237	H	East Carolina	61 64	
								249	H	Brown	86 76	
								294	A	Wofford	76 79	
								298	A	UMES	71 62	
								301	A	Presbyterian	71 60	
								344	H	Charleston So.	84 64	
LAST 10 Division I												
205	H	Gardner-Webb	80 70	344	H	Charleston So.	84 64					
298	A	UMES	71 62	162	H	Campbell	55 70					
227	H	Delaware St.	78 62	301	A	Presbyterian	71 60					
187	A	Norfolk St.	46 49	294	A	Wofford	76 79					
237	H	East Carolina	61 64	249	H	Brown	86 76					

Non-Div I Games:

Longwood

■ Loss,
 ■ Non-Conf, S Site,
 ■ Home
 ■ Away
 N Neutral

Average RPI Win:	243	WON-LOST	WINNING	LAST 10	STRENGTH OF	OPP. STRENGTH	TEAM	ADJ.	CONF.	ADJ CONF.
Average RPI Loss:	184	RECORD	PCT. RANK	GAMES	SCHEDULE	OF SCHEDULE	RPI	RPI	RPI	RPI
DIV. I ONLY	7- 5	128	6-4	312	185	180	180	23	23	
DIV. I NON-CONF.	5- 4	140	4-3	271	118	159	159	22	22	
TOTALS	RPI 1-25	RPI 26-50	W-L RECORDS	RPI 51-100	RPI 101-150	RPI 150+				
7- 5	0- 1	0- 0	OVERALL	1- 0	0- 0	6- 4				
3- 1	0- 1	0- 0	HOME	0- 0	0- 0	3- 0				
4- 4	0- 0	0- 0	AWAY	1- 0	0- 0	3- 4				
0- 0	0- 0	0- 0	NEUTRAL	0- 0	0- 0	0- 0				
5- 4	0- 1	0- 0	NON-CONFERENCE	1- 0	0- 0	4- 3				
2- 1	0- 1	0- 0	HOME	0- 0	0- 0	2- 0				
3- 3	0- 0	0- 0	AWAY	1- 0	0- 0	2- 3				
0- 0	0- 0	0- 0	NEUTRAL	0- 0	0- 0	0- 0				
2- 1	0- 0	0- 0	CONFERENCE	0- 0	0- 0	2- 1				
1- 0	0- 0	0- 0	HOME	0- 0	0- 0	1- 0				
1- 1	0- 0	0- 0	AWAY	0- 0	0- 0	1- 1				
0- 0	0- 0	0- 0	NEUTRAL	0- 0	0- 0	0- 0				

RPI 1-25				RPI 26-50				RPI 51-100				RPI 101+ Team's RPI: 180			
RPI	S	Opponent	Score	RPI	S	Opponent	Score	RPI	S	Opponent	Score	RPI	S	Opponent	Score
12	H	Mississippi St.	48 64					96	A	New Orleans	65 60	159	A	Sam Houston St.	73 77
												177	A	Lamar University	74 63
												207	A	Jackson St.	54 65
												239	H	Southeastern La.	60 50
												255	A	North Texas	66 69
												270	A	Ole Miss	53 42
												282	H	South Alabama	73 68
												289	A	Ga. Southern	67 83
												314	H	McNeese	75 55
												320	A	Georgia St.	75 65
LAST 10 Division I															
207	A	Jackson St.	54 65	282	H	South Alabama	73 68								
270	A	Ole Miss	53 42	289	A	Ga. Southern	67 83								
12	H	Mississippi St.	48 64	320	A	Georgia St.	75 65								
255	A	North Texas	66 69	96	A	New Orleans	65 60								
177	A	Lamar University	74 63	239	H	Southeastern La.	60 50								

Non-Div I Games: Loyola (LA) 67 51 Xavier (LA) 62 49

Louisiana

Loss, Non-Conf, S Site, H Home A Away N Neutral

Average RPI Win:	243	WON-LOST	WINNING	LAST 10	STRENGTH OF	OPP. STRENGTH	TEAM	ADJ.	CONF.	ADJ CONF.
Average RPI Loss:	212	RECORD	PCT. RANK	GAMES	SCHEDULE	OF SCHEDULE	RPI	RPI	RPI	RPI
DIV. I ONLY	6- 5	147	5-5	334	154	281	281	13	13	
DIV. I NON-CONF.	6- 3	90	5-3	335	112	229	229	15	15	
TOTALS	RPI 1-25	RPI 26-50	W-L RECORDS	RPI 51-100	RPI 101-150	RPI 150+				
6- 5	0- 0	0- 0	OVERALL	0- 0	0- 1	6- 4				
5- 2	0- 0	0- 0	HOME	0- 0	0- 0	5- 2				
1- 3	0- 0	0- 0	AWAY	0- 0	0- 1	1- 2				
0- 0	0- 0	0- 0	NEUTRAL	0- 0	0- 0	0- 0				
6- 3	0- 0	0- 0	NON-CONFERENCE	0- 0	0- 1	6- 2				
5- 1	0- 0	0- 0	HOME	0- 0	0- 0	5- 1				
1- 2	0- 0	0- 0	AWAY	0- 0	0- 1	1- 1				
0- 0	0- 0	0- 0	NEUTRAL	0- 0	0- 0	0- 0				
0- 2	0- 0	0- 0	CONFERENCE	0- 0	0- 0	0- 2				
0- 1	0- 0	0- 0	HOME	0- 0	0- 0	0- 1				
0- 1	0- 0	0- 0	AWAY	0- 0	0- 0	0- 1				
0- 0	0- 0	0- 0	NEUTRAL	0- 0	0- 0	0- 0				

RPI 1-25			RPI 26-50			RPI 51-100			RPI 101+			Team's RPI: 281
RPI	S	Opponent	Score	RPI	S	Opponent	Score	RPI	S	Opponent	Score	
								144	A	Houston	53	67
								152	H	Wichita St.	80	88
								184	H	Memphis	83	74
								193	A	Little Rock	43	38
								196	A	Southern Miss.	60	66
								217	H	Arkansas St.	67	54
								239	H	Southeastern La.	92	78
								270	A	Ole Miss	53	76
								299	H	UTSA	73	82
								312	H	Grambling	70	66
								314	H	McNeese	79	54
LAST 10 Division I												
312	H	Grambling	70	66	299	H	UTSA	73	82			
239	H	Southeastern La.	92	78	196	A	Southern Miss.	60	66			
144	A	Houston	53	67	217	H	Arkansas St.	67	54			
314	H	McNeese	79	54	270	A	Ole Miss	53	76			
193	A	Little Rock	43	38	152	H	Wichita St.	80	88			

Non-Div I Games: Loyola (LA) 71 52 LSU-Alexandria 93 61

Louisiana Tech

Loss, Non-Conf, S Site, H Home A Away N Neutral

Team: Southville				Through Games of Sat. 10/1/2010						
Average RPI Win:	96	WON-LOST	WINNING	LAST 10	STRENGTH OF	OPP. STRENGTH	TEAM	ADJ.	CONF.	ADJ CONF.
Average RPI Loss:	25	RECORD	PCT. RANK	GAMES	SCHEDULE	OF SCHEDULE	RPI	RPI	RPI	RPI
DIV. I ONLY	15- 1	3	9-1	21	3	5	5	3	3	
DIV. I NON-CONF.	11- 1	13	5-1	13	18	2	2	2	2	
<hr/>										
TOTALS	RPI 1-25		RPI 26-50		W-L RECORDS		RPI 51-100		RPI 101-150	RPI 150+
15- 1	2- 1		5- 0		OVERALL		2- 0		2- 0	4- 0
7- 0	0- 0		3- 0		HOME		1- 0		1- 0	2- 0
5- 1	1- 1		1- 0		AWAY		1- 0		0- 0	2- 0
3- 0	1- 0		1- 0		NEUTRAL		0- 0		1- 0	0- 0
11- 1	2- 1		3- 0		NON-CONFERENCE		1- 0		2- 0	3- 0
5- 0	0- 0		2- 0		HOME		0- 0		1- 0	2- 0
3- 1	1- 1		0- 0		AWAY		1- 0		0- 0	1- 0
3- 0	1- 0		1- 0		NEUTRAL		0- 0		1- 0	0- 0
4- 0	0- 0		2- 0		CONFERENCE		1- 0		0- 0	1- 0
2- 0	0- 0		1- 0		HOME		1- 0		0- 0	0- 0
2- 0	0- 0		1- 0		AWAY		0- 0		0- 0	1- 0
0- 0	0- 0		0- 0		NEUTRAL		0- 0		0- 0	0- 0

RPI	S	Opponent	Score	RPI	S	Opponent	Score	RPI	S	Opponent	Score	RPI	S	Opponent	Score
14	N	Oregon	72 62	31	A	Miami (FL)	87 41	66	H	Syracuse	62 58	106	H	Boise St.	98 82
18	A	Kentucky	67 66	35	H	Central Mich.	76 63	87	A	UT Martin	71 63	115	N	UT Arlington	76 67
25	A	Ohio St.	60 67	45	H	Duke	60 55					178	A	Clemson	75 50
				48	N	Oklahoma St.	69 48					211	H	Murray St.	76 40
				49	H	Western Ky.	75 56					212	A	Northern Ky.	85 57
LAST 10 Division I															
66	H	Syracuse	62 58	31	A	Miami (FL)	87 41								
87	A	UT Martin	71 63	45	H	Duke	60 55								
18	A	Kentucky	67 66	178	A	Clemson	75 50								
212	A	Northern Ky.	85 57	14	N	Oregon	72 62								
25	A	Ohio St.	60 67	48	N	Oklahoma St.	69 48								

Non-Div I Games:

Louisville

■ Loss,
 ■ Non-Conf, S Site,
 ■ Home
 ■ Away
 N Neutral

Average RPI Win:	245	WON-LOST	WINNING	LAST 10	STRENGTH OF	OPP. STRENGTH	TEAM	ADJ.	CONF.	ADJ CONF.
Average RPI Loss:	46	RECORD	PCT. RANK	GAMES	SCHEDULE	OF SCHEDULE	RPI	RPI	RPI	RPI
DIV. I ONLY	11- 3	45	7-3	238	201	108	108	7	7	
DIV. I NON-CONF.	9- 2	40	5-2	278	276	120	120	7	7	
TOTALS	RPI 1-25	RPI 26-50	W-L RECORDS	RPI 51-100	RPI 101-150	RPI 150+				
11- 3	0- 2	0- 0	OVERALL	1- 0	0- 1	10- 0				
4- 3	0- 2	0- 0	HOME	1- 0	0- 1	3- 0				
7- 0	0- 0	0- 0	AWAY	0- 0	0- 0	7- 0				
0- 0	0- 0	0- 0	NEUTRAL	0- 0	0- 0	0- 0				
9- 2	0- 1	0- 0	NON-CONFERENCE	0- 0	0- 1	9- 0				
3- 2	0- 1	0- 0	HOME	0- 0	0- 1	3- 0				
6- 0	0- 0	0- 0	AWAY	0- 0	0- 0	6- 0				
0- 0	0- 0	0- 0	NEUTRAL	0- 0	0- 0	0- 0				
2- 1	0- 1	0- 0	CONFERENCE	1- 0	0- 0	1- 0				
1- 1	0- 1	0- 0	HOME	1- 0	0- 0	0- 0				
1- 0	0- 0	0- 0	AWAY	0- 0	0- 0	1- 0				
0- 0	0- 0	0- 0	NEUTRAL	0- 0	0- 0	0- 0				

RPI 1-25				RPI 26-50				RPI 51-100				RPI 101+ Team's RPI: 108			
RPI	S	Opponent	Score	RPI	S	Opponent	Score	RPI	S	Opponent	Score	RPI	S	Opponent	Score
1	H	Missouri St.	72 74					78	H	Southern Ill.	51 49	128	H	Western Mich.	60 70
9	H	DePaul	76 83									157	A	Portland	78 64
												176	H	Bowling Green	84 76
												197	H	Dartmouth	61 40
												240	A	UMKC	72 67
												253	A	Eastern Ill.	67 51
												290	H	Vermont	78 76
												303	A	SIUE	63 50
												325	A	Detroit Mercy	89 60
												331	A	Evansville	71 61
												347	A	Chicago St.	98 53
LAST 10 Division I															
128	H	Western Mich.	60 70	331	A	Evansville	71 61								
9	H	DePaul	76 83	78	H	Southern Ill.	51 49								
176	H	Bowling Green	84 76	1	H	Missouri St.	72 74								
303	A	SIUE	63 50	157	A	Portland	78 64								
197	H	Dartmouth	61 40	240	A	UMKC	72 67								

Non-Div I Games:

Loyola Chicago

■ Loss,
■ Non-Conf, S Site,
■ Home
■ Away
N Neutral

Loyola Maryland

Through Games Of Jan. 10, 2020

Average RPI Win:	256	WON-LOST	WINNING	LAST 10	STRENGTH OF	OPP. STRENGTH	TEAM	ADJ.	CONF.	ADJ CONF.
Average RPI Loss:	134	RECORD	PCT. RANK	GAMES	SCHEDULE	OF SCHEDULE	RPI	RPI	RPI	RPI
DIV. I ONLY	3- 11	303	2-8	113	235	262	262	16	16	
DIV. I NON-CONF.	3- 8	268	2-5	203	215	264	264	16	16	
TOTALS	RPI 1-25	RPI 26-50	W-L RECORDS	RPI 51-100	RPI 101-150	RPI 150+				
3- 11	0- 1	0- 1	OVERALL	0- 2	0- 3	3- 4				
2- 4	0- 0	0- 0	HOME	0- 2	0- 1	2- 1				
1- 6	0- 1	0- 1	AWAY	0- 0	0- 1	1- 3				
0- 1	0- 0	0- 0	NEUTRAL	0- 0	0- 1	0- 0				
3- 8	0- 1	0- 1	NON-CONFERENCE	0- 0	0- 2	3- 4				
2- 1	0- 0	0- 0	HOME	0- 0	0- 0	2- 1				
1- 6	0- 1	0- 1	AWAY	0- 0	0- 1	1- 3				
0- 1	0- 0	0- 0	NEUTRAL	0- 0	0- 1	0- 0				
0- 3	0- 0	0- 0	CONFERENCE	0- 2	0- 1	0- 0				
0- 3	0- 0	0- 0	HOME	0- 2	0- 1	0- 0				
0- 0	0- 0	0- 0	AWAY	0- 0	0- 0	0- 0				
0- 0	0- 0	0- 0	NEUTRAL	0- 0	0- 0	0- 0				

RPI 1-25				RPI 26-50				RPI 51-100				RPI 101+ Team's RPI: 262			
RPI	S	Opponent	Score	RPI	S	Opponent	Score	RPI	S	Opponent	Score	RPI	S	Opponent	Score
17	A	Northwestern	46 67	27	A	Maryland	45 105	92	H	Lehigh	53 55	104	H	Colgate	74 76
								100	H	Holy Cross	56 64	124	A	Notre Dame	60 84
												127	N	Wright St.	51 66
												181	A	Fla. Atlantic	61 72
												194	H	Howard	69 75
												197	H	Dartmouth	72 56
												223	A	Mt. St. Mary's	75 81
												241	H	Monmouth	64 48
												284	A	St. Francis Brooklyn	78 89
												329	A	Fairleigh Dickinson	75 46
LAST 10 Division I															
197	H	Dartmouth	72 56	104	H	Colgate	74 76								
241	H	Monmouth	64 48	92	H	Lehigh	53 55								
27	A	Maryland	45 105	100	H	Holy Cross	56 64								
223	A	Mt. St. Mary's	75 81	181	A	Fla. Atlantic	61 72								
127	N	Wright St.	51 66	284	A	St. Francis Brooklyn	78 89								

Non-Div I Games:

Loyola Maryland

Loss, Non-Conf, S Site, H Home A Away N Neutral

Maine

Through Games Of Jan. 10, 2020

Average RPI Win:	261	WON-LOST	WINNING	LAST 10	STRENGTH OF	OPP. STRENGTH	TEAM	ADJ.	CONF.	ADJ CONF.
Average RPI Loss:	122	RECORD	PCT. RANK	GAMES	SCHEDULE	OF SCHEDULE	RPI	RPI	RPI	RPI
DIV. I ONLY	5- 11	260	3-7	171	193	260	260	28	28	
DIV. I NON-CONF.	3- 10	282	1-6	138	132	265	265	29	29	
TOTALS	RPI 1-25	RPI 26-50	W-L RECORDS	RPI 51-100	RPI 101-150	RPI 150+				
5- 11	0- 1	0- 2	OVERALL	0- 2	0- 2	5- 4				
4- 3	0- 0	0- 0	HOME	0- 0	0- 1	4- 2				
1- 5	0- 1	0- 0	AWAY	0- 2	0- 0	1- 2				
0- 3	0- 0	0- 2	NEUTRAL	0- 0	0- 1	0- 0				
3- 10	0- 1	0- 2	NON-CONFERENCE	0- 1	0- 2	3- 4				
2- 3	0- 0	0- 0	HOME	0- 0	0- 1	2- 2				
1- 4	0- 1	0- 0	AWAY	0- 1	0- 0	1- 2				
0- 3	0- 0	0- 2	NEUTRAL	0- 0	0- 1	0- 0				
2- 1	0- 0	0- 0	CONFERENCE	0- 1	0- 0	2- 0				
2- 0	0- 0	0- 0	HOME	0- 0	0- 0	2- 0				
0- 1	0- 0	0- 0	AWAY	0- 1	0- 0	0- 0				
0- 0	0- 0	0- 0	NEUTRAL	0- 0	0- 0	0- 0				

RPI 1-25				RPI 26-50				RPI 51-100				RPI 101+ Team's RPI: 260			
RPI	S	Opponent	Score	RPI	S	Opponent	Score	RPI	S	Opponent	Score	RPI	S	Opponent	Score
15	A	NC State	34 62	28	N	Drake	62 94	70	A	Drexel	57 70	119	N	Dayton	49 78
				43	N	Arizona St.	31 57	86	A	Stony Brook	69 73	132	H	Harvard	40 69
												153	H	Green Bay	61 60
												197	A	Dartmouth	41 57
												203	H	Boston U.	49 62
												204	H	Northeastern	58 66
												218	A	Delaware	69 56
												249	A	Brown	70 76
												273	H	Navy	46 41
												321	H	New Hampshire	67 50
												342	H	Hartford	87 73
LAST 10 Division I															
70	A	Drexel	57 70	321	H	New Hampshire	67 50								
204	H	Northeastern	58 66	86	A	Stony Brook	69 73								
153	H	Green Bay	61 60	342	H	Hartford	87 73								
197	A	Dartmouth	41 57	119	N	Dayton	49 78								
132	H	Harvard	40 69	28	N	Drake	62 94								

Non-Div I Games: Husson 104 43

Maine

■ Loss,
 ■ Non-Conf,
 ■ S Site,
 ■ H Home
 ■ A Away
 N Neutral

Average RPI Win:	284	WON-LOST	WINNING	LAST 10	STRENGTH OF	OPP. STRENGTH	TEAM	ADJ.	CONF.	ADJ CONF.
Average RPI Loss:	136	RECORD	PCT. RANK	GAMES	SCHEDULE	OF SCHEDULE	RPI	RPI	RPI	RPI
DIV. I ONLY	6- 7	192	5-5	226	314	220	220	24	24	
DIV. I NON-CONF.	3- 6	235	2-4	81	307	198	198	24	24	
TOTALS	RPI 1-25	RPI 26-50	W-L RECORDS	RPI 51-100	RPI 101-150	RPI 150+				
6- 7	0- 0	0- 0	OVERALL	0- 3	0- 2	6- 2				
4- 2	0- 0	0- 0	HOME	0- 0	0- 2	4- 0				
2- 5	0- 0	0- 0	AWAY	0- 3	0- 0	2- 2				
0- 0	0- 0	0- 0	NEUTRAL	0- 0	0- 0	0- 0				
3- 6	0- 0	0- 0	NON-CONFERENCE	0- 3	0- 2	3- 1				
2- 2	0- 0	0- 0	HOME	0- 0	0- 2	2- 0				
1- 4	0- 0	0- 0	AWAY	0- 3	0- 0	1- 1				
0- 0	0- 0	0- 0	NEUTRAL	0- 0	0- 0	0- 0				
3- 1	0- 0	0- 0	CONFERENCE	0- 0	0- 0	3- 1				
2- 0	0- 0	0- 0	HOME	0- 0	0- 0	2- 0				
1- 1	0- 0	0- 0	AWAY	0- 0	0- 0	1- 1				
0- 0	0- 0	0- 0	NEUTRAL	0- 0	0- 0	0- 0				

RPI 1-25				RPI 26-50				RPI 51-100				RPI 101+				Team's RPI: 220	
RPI	S	Opponent	Score	RPI	S	Opponent	Score	RPI	S	Opponent	Score	RPI	S	Opponent	Score		
								59	A	Nebraska	51	71	119	H	Duquesne	65	76
								65	A	Villanova	51	63	138	H	Fordham	45	51
								86	A	Stony Brook	54	59	197	H	Dartmouth	70	58
												241	A	Monmouth	60	62	
												246	A	Lafayette	53	60	
												252	H	Niagara	68	65	
												268	H	Army West Point	86	56	
												326	H	Canisius	68	50	
												329	A	Fairleigh Dickinson	62	61	
												332	A	Saint Peter's	85	52	
LAST 10 Division I																	
				59	A	Nebraska	51	71	332	A	Saint Peter's	85	52				
				241	A	Monmouth	60	62	252	H	Niagara	68	65				
				268	H	Army West Point	86	56	326	H	Canisius	68	50				
				138	H	Fordham	45	51	246	A	Lafayette	53	60				
				197	H	Dartmouth	70	58	65	A	Villanova	51	63				

Non-Div I Games:

Manhattan

■ Loss,
 ■ Non-Conf,
 ■ S Site,
 ■ H Home
 ■ A Away
 N Neutral

Average RPI Win:	209	WON-LOST	WINNING	LAST 10	STRENGTH OF	OPP. STRENGTH	TEAM	ADJ.	CONF.	ADJ CONF.
Average RPI Loss:	28	RECORD	PCT. RANK	GAMES	SCHEDULE	OF SCHEDULE	RPI	RPI	RPI	RPI
DIV. I ONLY	10- 2	34	8-2	222	146	67	67	24	24	
DIV. I NON-CONF.	7- 2	56	5-2	119	48	49	49	24	24	
TOTALS	RPI 1-25	RPI 26-50	W-L RECORDS	RPI 51-100	RPI 101-150	RPI 150+				
10- 2	0- 1	0- 1	OVERALL	2- 0	1- 0	7- 0				
5- 1	0- 1	0- 0	HOME	1- 0	0- 0	4- 0				
3- 1	0- 0	0- 1	AWAY	0- 0	1- 0	2- 0				
2- 0	0- 0	0- 0	NEUTRAL	1- 0	0- 0	1- 0				
7- 2	0- 1	0- 1	NON-CONFERENCE	2- 0	1- 0	4- 0				
3- 1	0- 1	0- 0	HOME	1- 0	0- 0	2- 0				
2- 1	0- 0	0- 1	AWAY	0- 0	1- 0	1- 0				
2- 0	0- 0	0- 0	NEUTRAL	1- 0	0- 0	1- 0				
3- 0	0- 0	0- 0	CONFERENCE	0- 0	0- 0	3- 0				
2- 0	0- 0	0- 0	HOME	0- 0	0- 0	2- 0				
1- 0	0- 0	0- 0	AWAY	0- 0	0- 0	1- 0				
0- 0	0- 0	0- 0	NEUTRAL	0- 0	0- 0	0- 0				

RPI 1-25				RPI 26-50				RPI 51-100				RPI 101+			
RPI	S	Opponent	Score	RPI	S	Opponent	Score	RPI	S	Opponent	Score	RPI	S	Opponent	Score
21	H	Princeton	50 62	35	A	Central Mich.	54 77	72	N	North Florida	69 54	115	A	UT Arlington	73 57
								90	H	Elon	63 55	153	H	Green Bay	72 60
												203	A	Boston U.	89 75
												241	H	Monmouth	76 66
												245	N	Lipscomb	74 63
												310	H	Albany (NY)	76 52
												326	A	Canisius	90 59
												332	H	Saint Peter's	96 76
LAST 10 Division I															
				115	A	UT Arlington	73 57	326	A	Canisius	90 59				
				153	H	Green Bay	72 60	332	H	Saint Peter's	96 76				
				21	H	Princeton	50 62	241	H	Monmouth	76 66				
				35	A	Central Mich.	54 77	72	N	North Florida	69 54				
				245	N	Lipscomb	74 63	90	H	Elon	63 55				

Non-Div I Games:

Marist

Average RPI Win:	160	WON-LOST	WINNING	LAST 10	STRENGTH OF	OPP. STRENGTH	TEAM	ADJ.	CONF.	ADJ CONF.
Average RPI Loss:	13	RECORD	PCT. RANK	GAMES	SCHEDULE	OF SCHEDULE	RPI	RPI	RPI	RPI
DIV. I ONLY	11- 4	58	7-3	31	48	29	29	6	6	
DIV. I NON-CONF.	9- 2	40	5-1	85	77	37	37	6	6	
TOTALS	RPI 1-25	RPI 26-50	W-L RECORDS	RPI 51-100	RPI 101-150	RPI 150+				
11- 4	0- 4	0- 0	OVERALL	4- 0	2- 0	5- 0				
5- 2	0- 2	0- 0	HOME	3- 0	0- 0	2- 0				
5- 2	0- 2	0- 0	AWAY	1- 0	2- 0	2- 0				
1- 0	0- 0	0- 0	NEUTRAL	0- 0	0- 0	1- 0				
9- 2	0- 2	0- 0	NON-CONFERENCE	3- 0	1- 0	5- 0				
4- 2	0- 2	0- 0	HOME	2- 0	0- 0	2- 0				
4- 0	0- 0	0- 0	AWAY	1- 0	1- 0	2- 0				
1- 0	0- 0	0- 0	NEUTRAL	0- 0	0- 0	1- 0				
2- 2	0- 2	0- 0	CONFERENCE	1- 0	1- 0	0- 0				
1- 0	0- 0	0- 0	HOME	1- 0	0- 0	0- 0				
1- 2	0- 2	0- 0	AWAY	0- 0	1- 0	0- 0				
0- 0	0- 0	0- 0	NEUTRAL	0- 0	0- 0	0- 0				

RPI 1-25				RPI 26-50		Team's RPI: 29		RPI 51-100				RPI 101+			
RPI	S	Opponent	Score	RPI	S	Opponent	Score	RPI	S	Opponent	Score	RPI	S	Opponent	Score
9	A	DePaul	71 89					64	H	St. John's (NY)	94 85	114	A	Providence	60 50
12	H	Mississippi St.	68 74					80	H	Belmont	53 51	122	A	Saint Mary's (CA)	77 63
13	A	Creighton	62 72					89	H	Illinois St.	58 41	153	A	Green Bay	60 47
17	H	Northwestern	56 64					99	A	South Dakota St.	65 58	215	N	Tulsa	61 60
												234	A	Milwaukee	78 56
												284	H	St. Francis Brooklyn	92 71
												302	H	Morgan St.	70 48
LAST 10 Division I															
9	A	DePaul	71 89	64	H	St. John's (NY)	94 85	114	A	Providence	60 50	13	A	Creighton	62 72
80	H	Belmont	53 51	122	A	Saint Mary's (CA)	77 63	12	H	Mississippi St.	68 74				
99	A	South Dakota St.	65 58												
234	A	Milwaukee	78 56												
215	N	Tulsa	61 60												

Non-Div I Games:

Marquette

<div> <div>Average RPI Win: 265</div> <div>Average RPI Loss: 175</div> </div>				WON-LOST	WINNING	LAST 10	STRENGTH OF	OPP. STRENGTH	TEAM	ADJ.	CONF.	ADJ CONF.
				RECORD	PCT. RANK	GAMES	SCHEDULE	OF SCHEDULE	RPI	RPI	RPI	RPI
DIV. I ONLY				4- 8	245	3-7	321	168	300	300	13	13
DIV. I NON-CONF.				3- 6	235	2-5	344	201	328	328	15	15
TOTALS		RPI 1-25		RPI 26-50		W-L RECORDS		RPI 51-100		RPI 101-150		RPI 150+
4- 8	0- 0			0- 2		OVERALL		0- 0		0- 1		4- 5
2- 3	0- 0			0- 1		HOME		0- 0		0- 0		2- 2
2- 5	0- 0			0- 1		AWAY		0- 0		0- 1		2- 3
0- 0	0- 0			0- 0		NEUTRAL		0- 0		0- 0		0- 0
3- 6	0- 0			0- 1		NON-CONFERENCE		0- 0		0- 1		3- 4
2- 2	0- 0			0- 0		HOME		0- 0		0- 0		2- 2
1- 4	0- 0			0- 1		AWAY		0- 0		0- 1		1- 2
0- 0	0- 0			0- 0		NEUTRAL		0- 0		0- 0		0- 0
1- 2	0- 0			0- 1		CONFERENCE		0- 0		0- 0		1- 1
0- 1	0- 0			0- 1		HOME		0- 0		0- 0		0- 0
1- 1	0- 0			0- 0		AWAY		0- 0		0- 0		1- 1
0- 0	0- 0			0- 0		NEUTRAL		0- 0		0- 0		0- 0

RPI 1-25				RPI 26-50				RPI 51-100				RPI 101+				Team's RPI: 300	
RPI	S	Opponent	Score	RPI	S	Opponent	Score	RPI	S	Opponent	Score	RPI	S	Opponent	Score		
				34	A	Rutgers	41 66					116	A	Ohio	51 67		
				47	H	Middle Tenn.	55 75					151	A	Rice	43 81		
												176	H	Bowling Green	69 82		
												187	H	Norfolk St.	75 69		
												243	A	Towson	56 59		
												255	A	North Texas	68 59		
												280	A	Indiana St.	72 60		
												302	H	Morgan St.	52 57		
												331	A	Evansville	62 66		
												338	H	Coppin St.	60 47		
LAST 10 Division I																	
				243	A	Towson	56 59	47	H	Middle Tenn.	55 75						
				34	A	Rutgers	41 66	255	A	North Texas	68 59						
				176	H	Bowling Green	69 82	151	A	Rice	43 81						
				280	A	Indiana St.	72 60	302	H	Morgan St.	52 57						
				331	A	Evansville	62 66	338	H	Coppin St.	60 47						

Non-Div I Games:	Alderson Broaddus	85	41	Ky. Christian	89	40
------------------	-------------------	----	----	---------------	----	----

Marshall

Loss, Non-Conf, S Site, H Home A Away N Neutral

Average RPI Win:	160	WON-LOST	WINNING	LAST 10	STRENGTH OF	OPP. STRENGTH	TEAM	ADJ.	CONF.	ADJ CONF.
Average RPI Loss:	12	RECORD	PCT. RANK	GAMES	SCHEDULE	OF SCHEDULE	RPI	RPI	RPI	RPI
DIV. I ONLY	11- 4	58	7-3	40	10	27	27	2	2	
DIV. I NON-CONF.	9- 2	40	5-1	124	44	41	41	3	3	
TOTALS	RPI 1-25	RPI 26-50	W-L RECORDS	RPI 51-100	RPI 101-150	RPI 150+				
11- 4	1- 4	1- 0	OVERALL	2- 0	1- 0	6- 0				
7- 1	1- 1	0- 0	HOME	1- 0	1- 0	4- 0				
2- 3	0- 3	1- 0	AWAY	0- 0	0- 0	1- 0				
2- 0	0- 0	0- 0	NEUTRAL	1- 0	0- 0	1- 0				
9- 2	0- 2	1- 0	NON-CONFERENCE	1- 0	1- 0	6- 0				
5- 1	0- 1	0- 0	HOME	0- 0	1- 0	4- 0				
2- 1	0- 1	1- 0	AWAY	0- 0	0- 0	1- 0				
2- 0	0- 0	0- 0	NEUTRAL	1- 0	0- 0	1- 0				
2- 2	1- 2	0- 0	CONFERENCE	1- 0	0- 0	0- 0				
2- 0	1- 0	0- 0	HOME	1- 0	0- 0	0- 0				
0- 2	0- 2	0- 0	AWAY	0- 0	0- 0	0- 0				
0- 0	0- 0	0- 0	NEUTRAL	0- 0	0- 0	0- 0				

RPI 1-25				RPI 26-50				Team's RPI: 27				RPI 51-100				RPI 101+			
RPI	S	Opponent	Score	RPI	S	Opponent	Score	RPI	S	Opponent	Score	RPI	S	Opponent	Score	RPI	S	Opponent	Score
4	H	South Carolina	54 63	31	A	James Madison	70 68	52	H	Michigan	70 55	126	H	George Washington	88 54				
11	A	Iowa	61 66					80	N	Belmont	90 26	178	N	Clemson	63 44				
15	A	NC State	59 66									210	H	Quinnipiac	107 52				
17	A	Northwestern	58 81									218	H	Delaware	99 55				
25	H	Ohio St.	72 62									261	H	Wagner	119 56				
												262	H	Loyola Maryland	105 45				
												320	A	Georgia St.	114 41				
LAST 10 Division I																			
				52	H	Michigan	70 55	11	A	Iowa	61 66								
				320	A	Georgia St.	114 41	25	H	Ohio St.	72 62								
				262	H	Loyola Maryland	105 45	17	A	Northwestern	58 81								
				15	A	NC State	59 66	178	N	Clemson	63 44								
				80	N	Belmont	90 26	210	H	Quinnipiac	107 52								

Non-Div I Games:

Maryland

■ Loss,
■ Non-Conf, S Site,
■ Home
■ Away
N Neutral

Massachusetts

Through Games Of Jan. 10, 2020

Average RPI Win:	242	WON-LOST	WINNING	LAST 10	STRENGTH OF	OPP. STRENGTH	TEAM	ADJ.	CONF.	ADJ CONF.
Average RPI Loss:	125	RECORD	PCT. RANK	GAMES	SCHEDULE	OF SCHEDULE	RPI	RPI	RPI	RPI
DIV. I ONLY	11- 3	45	9-1	309	219	137	137	12	12	
DIV. I NON-CONF.	9- 3	64	7-1	316	236	167	167	12	12	
TOTALS	RPI 1-25	RPI 26-50	W-L RECORDS	RPI 51-100	RPI 101-150	RPI 150+				
11- 3	0- 0	0- 0	OVERALL	1- 1	1- 1	9- 1				
5- 2	0- 0	0- 0	HOME	1- 0	0- 1	4- 1				
6- 1	0- 0	0- 0	AWAY	0- 1	1- 0	5- 0				
0- 0	0- 0	0- 0	NEUTRAL	0- 0	0- 0	0- 0				
9- 3	0- 0	0- 0	NON-CONFERENCE	1- 1	0- 1	8- 1				
5- 2	0- 0	0- 0	HOME	1- 0	0- 1	4- 1				
4- 1	0- 0	0- 0	AWAY	0- 1	0- 0	4- 0				
0- 0	0- 0	0- 0	NEUTRAL	0- 0	0- 0	0- 0				
2- 0	0- 0	0- 0	CONFERENCE	0- 0	1- 0	1- 0				
0- 0	0- 0	0- 0	HOME	0- 0	0- 0	0- 0				
2- 0	0- 0	0- 0	AWAY	0- 0	1- 0	1- 0				
0- 0	0- 0	0- 0	NEUTRAL	0- 0	0- 0	0- 0				

RPI 1-25				RPI 26-50				RPI 51-100				RPI 101+				Team's RPI: 137	
RPI	S	Opponent	Score	RPI	S	Opponent	Score	RPI	S	Opponent	Score	RPI	S	Opponent	Score		
								64	A	St. John's (NY)	71	82	114	H	Providence	63	72
								100	H	Holy Cross	75	72	119	A	Duquesne	81	77
													171	A	Iona	65	51
													198	H	Merrimack	64	79
													203	A	Boston U.	58	45
													249	H	Brown	95	42
													267	A	UMass Lowell	74	58
													278	A	St. Bonaventure	62	52
													290	A	Vermont	83	49
													321	H	New Hampshire	67	65
													323	H	Siena	61	55
													342	H	Hartford	74	48
LAST 10 Division I																	
				323	H	Siena	61 55	278	A	St. Bonaventure	62 52						
				203	A	Boston U.	58 45	119	A	Duquesne	81 77						
				100	H	Holy Cross	75 72	171	A	Iona	65 51						
				321	H	New Hampshire	67 65	64	A	St. John's (NY)	71 82						
				290	A	Vermont	83 49	249	H	Brown	95 42						

Non-Div I Games: Southern Conn. St. 86 43

Massachusetts

Loss, Non-Conf, S Site, H Home A Away N Neutral

McNeese

Through Games Of Jan. 10, 2020

Average RPI Win:	349	WON-LOST	WINNING	LAST 10	STRENGTH OF	OPP. STRENGTH	TEAM	ADJ.	CONF.	ADJ CONF.
Average RPI Loss:	163	RECORD	PCT. RANK	GAMES	SCHEDULE	OF SCHEDULE	RPI	RPI	RPI	RPI
DIV. I ONLY	1- 10	332	1-9	97	345	314	314	25	25	
DIV. I NON-CONF.	1- 6	318	1-5	179	327	313	313	23	23	
TOTALS	RPI 1-25	RPI 26-50	W-L RECORDS	RPI 51-100	RPI 101-150	RPI 150+				
1- 10	0- 0	0- 1	OVERALL	0- 1	0- 1	1- 7				
1- 3	0- 0	0- 0	HOME	0- 1	0- 0	1- 2				
0- 7	0- 0	0- 1	AWAY	0- 0	0- 1	0- 5				
0- 0	0- 0	0- 0	NEUTRAL	0- 0	0- 0	0- 0				
1- 6	0- 0	0- 1	NON-CONFERENCE	0- 0	0- 1	1- 4				
1- 1	0- 0	0- 0	HOME	0- 0	0- 0	1- 1				
0- 5	0- 0	0- 1	AWAY	0- 0	0- 1	0- 3				
0- 0	0- 0	0- 0	NEUTRAL	0- 0	0- 0	0- 0				
0- 4	0- 0	0- 0	CONFERENCE	0- 1	0- 0	0- 3				
0- 2	0- 0	0- 0	HOME	0- 1	0- 0	0- 1				
0- 2	0- 0	0- 0	AWAY	0- 0	0- 0	0- 2				
0- 0	0- 0	0- 0	NEUTRAL	0- 0	0- 0	0- 0				

RPI 1-25			RPI 26-50			RPI 51-100			RPI 101+			Team's RPI: 314
RPI	S	Opponent	Score	RPI	S	Opponent	Score	RPI	S	Opponent	Score	
				44	A	Arkansas	58 101	83	H	Abilene Christian	73 90	
								135	A	UAB	70 97	
								151	H	Rice	50 81	
								154	A	SFA	51 82	
								159	A	Sam Houston St.	59 92	
								180	A	Louisiana	55 75	
								182	A	SMU	60 81	
								256	H	Central Ark.	57 70	
								281	A	Louisiana Tech	54 79	
								349	H	La.-Monroe	72 69	
LAST 10 Division I												
154	A	SFA	51 82	83	H	Abilene Christian	73 90					
281	A	Louisiana Tech	54 79	256	H	Central Ark.	57 70					
349	H	La.-Monroe	72 69	159	A	Sam Houston St.	59 92					
151	H	Rice	50 81	180	A	Louisiana	55 75					
135	A	UAB	70 97	44	A	Arkansas	58 101					

Non-Div I Games: Centenary (LA) 116 37 LSU-Shreveport 81 77

McNeese

■ Loss,
 ■ Non-Conf,
 ■ S Site,
 ■ Home
 ■ A Away
 N Neutral

Average RPI Win:	216	WON-LOST	WINNING	LAST 10	STRENGTH OF	OPP. STRENGTH	TEAM	ADJ.	CONF.	ADJ CONF.
Average RPI Loss:	163	RECORD	PCT. RANK	GAMES	SCHEDULE	OF SCHEDULE	RPI	RPI	RPI	RPI
DIV. I ONLY	9- 6	112	7-3	248	218	184	184	8	8	
DIV. I NON-CONF.	9- 4	84	7-1	265	239	160	160	8	8	
TOTALS	RPI 1-25	RPI 26-50	W-L RECORDS	RPI 51-100	RPI 101-150	RPI 150+				
9- 6	0- 0	0- 1	OVERALL	1- 0	1- 3	7- 2				
5- 3	0- 0	0- 0	HOME	0- 0	1- 2	4- 1				
3- 2	0- 0	0- 0	AWAY	1- 0	0- 1	2- 1				
1- 1	0- 0	0- 1	NEUTRAL	0- 0	0- 0	1- 0				
9- 4	0- 0	0- 1	NON-CONFERENCE	1- 0	1- 1	7- 2				
5- 2	0- 0	0- 0	HOME	0- 0	1- 1	4- 1				
3- 1	0- 0	0- 0	AWAY	1- 0	0- 0	2- 1				
1- 1	0- 0	0- 1	NEUTRAL	0- 0	0- 0	1- 0				
0- 2	0- 0	0- 0	CONFERENCE	0- 0	0- 2	0- 0				
0- 1	0- 0	0- 0	HOME	0- 0	0- 1	0- 0				
0- 1	0- 0	0- 0	AWAY	0- 0	0- 1	0- 0				
0- 0	0- 0	0- 0	NEUTRAL	0- 0	0- 0	0- 0				

RPI S	Opponent	Score	RPI S	Opponent	Score	RPI S	Opponent	Score	RPI S	Opponent	Score	Team's RPI: 184
37 N	LSU	58 89	78 A	Southern Ill.	70 66	126 H	George Washington	63 64	130 H	Cincinnati	66 73	
						135 H	UAB	77 52	144 A	Houston	65 75	
						175 A	Toledo	83 76	193 A	Little Rock	68 50	
						206 N	Kansas St.	72 68	217 H	Arkansas St.	78 50	
						257 H	Eastern Ky.	60 63	265 H	Alabama A&M	79 71	
						281 A	Louisiana Tech	74 83	322 H	Alcorn	57 51	
						350 H	Mississippi Val.	91 54				
LAST 10 Division I												
350 H	Mississippi Val.	91 54	130 H	Cincinnati	66 73							
193 A	Little Rock	68 50	144 A	Houston	65 75							
217 H	Arkansas St.	78 50	265 H	Alabama A&M	79 71							
135 H	UAB	77 52	206 N	Kansas St.	72 68							
37 N	LSU	58 89	175 A	Toledo	83 76							

Non-Div I Games:

Memphis

■ Loss,
 ■ Non-Conf, S Site,
 ■ Home
 ■ Away
 N Neutral

Mercer

Through Games Of Jan. 10, 2020

Average RPI Win:	317	WON-LOST	WINNING	LAST 10	STRENGTH OF	OPP. STRENGTH	TEAM	ADJ.	CONF.	ADJ CONF.
Average RPI Loss:	157	RECORD	PCT. RANK	GAMES	SCHEDULE	OF SCHEDULE	RPI	RPI	RPI	RPI
DIV. I ONLY	2- 13	325	2-8	221	248	317	317	20	20	
DIV. I NON-CONF.	2- 12	318	2-7	231	254	317	317	20	20	
TOTALS	RPI 1-25	RPI 26-50	W-L RECORDS	RPI 51-100	RPI 101-150	RPI 150+				
2- 13	0- 0	0- 1	OVERALL	0- 3	0- 2	2- 7				
1- 5	0- 0	0- 1	HOME	0- 0	0- 0	1- 4				
1- 8	0- 0	0- 0	AWAY	0- 3	0- 2	1- 3				
0- 0	0- 0	0- 0	NEUTRAL	0- 0	0- 0	0- 0				
2- 12	0- 0	0- 1	NON-CONFERENCE	0- 3	0- 1	2- 7				
1- 5	0- 0	0- 1	HOME	0- 0	0- 0	1- 4				
1- 7	0- 0	0- 0	AWAY	0- 3	0- 1	1- 3				
0- 0	0- 0	0- 0	NEUTRAL	0- 0	0- 0	0- 0				
0- 1	0- 0	0- 0	CONFERENCE	0- 0	0- 1	0- 0				
0- 0	0- 0	0- 0	HOME	0- 0	0- 0	0- 0				
0- 1	0- 0	0- 0	AWAY	0- 0	0- 1	0- 0				
0- 0	0- 0	0- 0	NEUTRAL	0- 0	0- 0	0- 0				

RPI S	Opponent	Score	RPI S	Opponent	Score	RPI S	Opponent	Score	RPI S	Opponent	Score
			49 H	Western Ky.	62 75	55 A	Yale	60 68	111 A	Furman	49 62
						75 A	Georgia	60 76	121 A	Florida	50 71
						85 A	Alabama	56 111	156 A	Columbia	48 77
									178 H	Clemson	61 65
									205 H	Gardner-Webb	62 65
									213 H	Jacksonville	83 87
									250 A	Kennesaw St.	64 92
									257 H	Eastern Ky.	60 61
									283 A	Appalachian St.	68 77
									289 H	Ga. Southern	62 52
									345 A	South Carolina St.	66 55
LAST 10 Division I											
213 H	Jacksonville	83 87	111 A	Furman	49 62						
205 H	Gardner-Webb	62 65	156 A	Columbia	48 77						
121 A	Florida	50 71	55 A	Yale	60 68						
178 H	Clemson	61 65	345 A	South Carolina St.	66 55						
289 H	Ga. Southern	62 52	283 A	Appalachian St.	68 77						

Non-Div I Games: LaGrange 74 47

Mercer

Loss, Non-Conf, S Site, H Home A Away N Neutral

RPI 1-25				RPI 26-50				RPI 51-100				RPI 101+				Team's RPI: 198	
RPI	S	Opponent	Score	RPI	S	Opponent	Score	RPI	S	Opponent	Score	RPI	S	Opponent	Score		
								92	H	Lehigh	68 72	137	A	Massachusetts	79 64		
								100	A	Holy Cross	42 68	140	A	Illinois	72 75		
												148	H	Robert Morris	62 68		
												197	A	Dartmouth	52 57		
												232	A	Sacred Heart	60 63		
												249	A	Brown	72 57		
												267	H	UMass Lowell	73 50		
												290	H	Vermont	78 53		
												318	H	Bryant	78 66		
												321	H	New Hampshire	64 54		
LAST 10 Division I																	
				290	H	Vermont	78 53	318	H	Bryant	78 66						
				267	H	UMass Lowell	73 50	148	H	Robert Morris	62 68						
				140	A	Illinois	72 75	232	A	Sacred Heart	60 63						
				249	A	Brown	72 57	321	H	New Hampshire	64 54						
				100	A	Holy Cross	42 68	197	A	Dartmouth	52 57						

Merrimack

Page 164

Average RPI Win:	123	WON-LOST	WINNING	LAST 10	STRENGTH OF	OPP. STRENGTH	TEAM	ADJ.	CONF.	ADJ CONF.
Average RPI Loss:	11	RECORD	PCT. RANK	GAMES	SCHEDULE	OF SCHEDULE	RPI	RPI	RPI	RPI
DIV. I ONLY	9- 6	112	5-5	2	53	31	31	3	3	
DIV. I NON-CONF.	8- 3	68	4-2	3	79	20	20	2	2	
TOTALS	RPI 1-25	RPI 26-50	W-L RECORDS	RPI 51-100	RPI 101-150	RPI 150+				
9- 6	0- 6	0- 0	OVERALL	5- 0	1- 0	3- 0				
8- 4	0- 4	0- 0	HOME	4- 0	1- 0	3- 0				
0- 2	0- 2	0- 0	AWAY	0- 0	0- 0	0- 0				
1- 0	0- 0	0- 0	NEUTRAL	1- 0	0- 0	0- 0				
8- 3	0- 3	0- 0	NON-CONFERENCE	4- 0	1- 0	3- 0				
7- 2	0- 2	0- 0	HOME	3- 0	1- 0	3- 0				
0- 1	0- 1	0- 0	AWAY	0- 0	0- 0	0- 0				
1- 0	0- 0	0- 0	NEUTRAL	1- 0	0- 0	0- 0				
1- 3	0- 3	0- 0	CONFERENCE	1- 0	0- 0	0- 0				
1- 2	0- 2	0- 0	HOME	1- 0	0- 0	0- 0				
0- 1	0- 1	0- 0	AWAY	0- 0	0- 0	0- 0				
0- 0	0- 0	0- 0	NEUTRAL	0- 0	0- 0	0- 0				

RPI 1-25				RPI 26-50				RPI 51-100				RPI 101+			
RPI	S	Opponent	Score	RPI	S	Opponent	Score	RPI	S	Opponent	Score	RPI	S	Opponent	Score
2	H	Oregon St.	53 75					61	H	Wake Forest	59 56	149	H	Binghamton	79 56
5	H	Louisville	41 87					68	H	IUPUI	74 65	170	H	Miami (OH)	80 62
9	A	DePaul	83 89					72	H	North Florida	78 55	207	H	Jackson St.	83 68
10	H	Indiana	45 58					74	H	Washington St.	74 68	209	H	UNC Asheville	75 46
16	H	Florida St.	62 73					94	N	N.C. A&T	68 67				
22	A	Georgia Tech	54 61												
LAST 10 Division I															
		61	H	Wake Forest	59	56				5	H	Louisville	41	87	
		74	H	Washington St.	74	68				16	H	Florida St.	62	73	
		209	H	UNC Asheville	75	46				22	A	Georgia Tech	54	61	
		149	H	Binghamton	79	56				170	H	Miami (OH)	80	62	
		10	H	Indiana	45	58				2	H	Oregon St.	53	75	

Non-Div I Games:

Miami (FL)

■ Loss,
 ■ Non-Conf,
 ■ S Site,
 ■ H Home
 ■ A Away
 N Neutral

Average RPI Win:	282	WON-LOST	WINNING	LAST 10	STRENGTH OF	OPP. STRENGTH	TEAM	ADJ.	CONF.	ADJ CONF.
Average RPI Loss:	73	RECORD	PCT. RANK	GAMES	SCHEDULE	OF SCHEDULE	RPI	RPI	RPI	RPI
DIV. I ONLY	7- 6	148	5-5	264	92	170	170	10	10	
DIV. I NON-CONF.	6- 5	151	4-4	284	99	155	155	10	10	
TOTALS	RPI 1-25	RPI 26-50	W-L RECORDS	RPI 51-100	RPI 101-150	RPI 150+				
7- 6	0- 1	0- 1	OVERALL	0- 2	0- 2	7- 0				
3- 1	0- 0	0- 0	HOME	0- 1	0- 0	3- 0				
3- 4	0- 1	0- 1	AWAY	0- 0	0- 2	3- 0				
1- 1	0- 0	0- 0	NEUTRAL	0- 1	0- 0	1- 0				
6- 5	0- 1	0- 1	NON-CONFERENCE	0- 1	0- 2	6- 0				
2- 0	0- 0	0- 0	HOME	0- 0	0- 0	2- 0				
3- 4	0- 1	0- 1	AWAY	0- 0	0- 2	3- 0				
1- 1	0- 0	0- 0	NEUTRAL	0- 1	0- 0	1- 0				
1- 1	0- 0	0- 0	CONFERENCE	0- 1	0- 0	1- 0				
1- 1	0- 0	0- 0	HOME	0- 1	0- 0	1- 0				
0- 0	0- 0	0- 0	AWAY	0- 0	0- 0	0- 0				
0- 0	0- 0	0- 0	NEUTRAL	0- 0	0- 0	0- 0				

RPI 1-25				RPI 26-50				RPI 51-100				RPI 101+ Team's RPI: 170			
RPI	S	Opponent	Score	RPI	S	Opponent	Score	RPI	S	Opponent	Score	RPI	S	Opponent	Score
9	A	DePaul	79 98	31	A	Miami (FL)	62 80	62	H	Buffalo	72 86	110	A	Bradley	68 79
								93	N	Liberty	53 65	130	A	Cincinnati	68 98
												186	H	Northern Ill.	66 64
												257	A	Eastern Ky.	75 57
												282	A	South Alabama	76 73
												285	A	Pittsburgh	80 71
												306	N	Prairie View	65 52
												330	H	UIC	85 35
												331	H	Evansville	72 64
LAST 10 Division I															
285	A	Pittsburgh	80 71	186	H	Northern Ill.	66 64								
130	A	Cincinnati	68 98	62	H	Buffalo	72 86								
31	A	Miami (FL)	62 80	331	H	Evansville	72 64								
93	N	Liberty	53 65	110	A	Bradley	68 79								
330	H	UIC	85 35	257	A	Eastern Ky.	75 57								

Non-Div I Games: Tiffin 83 51

Miami (OH)

■ Loss,
 ■ Non-Conf,
 ■ S Site,
 ■ H Home
 ■ A Away
 N Neutral

Average RPI Win: 179		WON-LOST	WINNING	LAST 10	STRENGTH OF	OPP. STRENGTH	TEAM	ADJ.	CONF.	ADJ CONF.
Average RPI Loss: 48		RECORD	PCT. RANK	GAMES	SCHEDULE	OF SCHEDULE	RPI	RPI	RPI	RPI
DIV. I ONLY		11- 4	58	7-3	73	93	52	52	2	2
DIV. I NON-CONF.		9- 2	40	5-1	91	196	53	53	3	3
TOTALS		RPI 1-25	RPI 26-50	W-L RECORDS	RPI 51-100	RPI 101-150	RPI 150+			
11- 4	0- 2		0- 1	OVERALL	1- 0	4- 1	6- 0			
8- 1	0- 0		0- 0	HOME	1- 0	3- 1	4- 0			
2- 2	0- 1		0- 1	AWAY	0- 0	0- 0	2- 0			
1- 1	0- 1		0- 0	NEUTRAL	0- 0	1- 0	0- 0			
9- 2	0- 1		0- 0	NON-CONFERENCE	1- 0	3- 1	5- 0			
6- 1	0- 0		0- 0	HOME	1- 0	2- 1	3- 0			
2- 0	0- 0		0- 0	AWAY	0- 0	0- 0	2- 0			
1- 1	0- 1		0- 0	NEUTRAL	0- 0	1- 0	0- 0			
2- 2	0- 1		0- 1	CONFERENCE	0- 0	1- 0	1- 0			
2- 0	0- 0		0- 0	HOME	0- 0	1- 0	1- 0			
0- 2	0- 1		0- 1	AWAY	0- 0	0- 0	0- 0			
0- 0	0- 0		0- 0	NEUTRAL	0- 0	0- 0	0- 0			

RPI 1-25					
RPI	S	Opponent	Score		
16	N	Florida St.	69	79	
25	A	Ohio St.	69	78	
RPI 26-50					
RPI	S	Opponent	Score		
27	A	Maryland	55	70	
RPI 51-100					
RPI	S	Opponent	Score		
66	H	Syracuse	84	76	
Team's RPI: 52					
RPI 101+					
RPI	S	Opponent	Score		
105	H	Michigan St.	89	69	
110	H	Bradley	77	57	
124	H	Notre Dame	72	76	
128	H	Western Mich.	76	55	
129	N	Kent St.	88	53	
183	A	Akron	80	71	
188	A	Eastern Mich.	57	38	
200	H	Penn St.	82	48	
277	H	Oakland	79	64	
283	H	Appalachian St.	62	35	
302	H	Morgan St.	80	48	
LAST 10 Division I					
27	A	Maryland	55	70	25 A Ohio St. 69 78
16	N	Florida St.	69	79	105 H Michigan St. 89 69
283	H	Appalachian St.	62	35	200 H Penn St. 82 48
277	H	Oakland	79	64	302 H Morgan St. 80 48
66	H	Syracuse	84	76	188 A Eastern Mich. 57 38

Non-Div I Games:

Michigan

■ Loss, ■ Non-Conf, S Site, H Home A Away N Neutral

Michigan St.

Through Games Of Jan. 10, 2020

Average RPI Win:	225	WON-LOST	WINNING	LAST 10	STRENGTH OF	OPP. STRENGTH	TEAM	ADJ.	CONF.	ADJ CONF.
Average RPI Loss:	58	RECORD	PCT. RANK	GAMES	SCHEDULE	OF SCHEDULE	RPI	RPI	RPI	RPI
DIV. I ONLY	8- 7	155	3-7	79	87	105	105	2	2	
DIV. I NON-CONF.	7- 4	100	2-4	190	136	129	129	3	3	
TOTALS	RPI 1-25	RPI 26-50	W-L RECORDS	RPI 51-100	RPI 101-150	RPI 150+				
8- 7	0- 3	0- 1	OVERALL	1- 2	1- 0	6- 1				
6- 0	0- 0	0- 0	HOME	1- 0	0- 0	5- 0				
1- 4	0- 2	0- 0	AWAY	0- 1	1- 0	0- 1				
1- 3	0- 1	0- 1	NEUTRAL	0- 1	0- 0	1- 0				
7- 4	0- 2	0- 1	NON-CONFERENCE	0- 1	1- 0	6- 0				
5- 0	0- 0	0- 0	HOME	0- 0	0- 0	5- 0				
1- 1	0- 1	0- 0	AWAY	0- 0	1- 0	0- 0				
1- 3	0- 1	0- 1	NEUTRAL	0- 1	0- 0	1- 0				
1- 3	0- 1	0- 0	CONFERENCE	1- 1	0- 0	0- 1				
1- 0	0- 0	0- 0	HOME	1- 0	0- 0	0- 0				
0- 3	0- 1	0- 0	AWAY	0- 1	0- 0	0- 1				
0- 0	0- 0	0- 0	NEUTRAL	0- 0	0- 0	0- 0				

RPI 1-25				RPI 26-50				RPI 51-100				RPI 101+ Team's RPI: 105			
RPI	S	Opponent	Score	RPI	S	Opponent	Score	RPI	S	Opponent	Score	RPI	S	Opponent	Score
10	A	Indiana	67 79	37	N	LSU	56 58	52	A	Michigan	69 89	124	A	Notre Dame	72 69
16	A	Florida St.	68 78					59	H	Nebraska	78 70	188	H	Eastern Mich.	85 50
24	N	West Virginia	57 63					66	N	Syracuse	63 77	200	A	Penn St.	73 86
												206	N	Kansas St.	65 60
												276	H	Morehead St.	93 48
												277	H	Oakland	76 56
												325	H	Detroit Mercy	110 52
												342	H	Hartford	79 34
LAST 10 Division I															
10	A	Indiana	67 79	200	A	Penn St.	73 86								
24	N	West Virginia	57 63	52	A	Michigan	69 89								
66	N	Syracuse	63 77	59	H	Nebraska	78 70								
276	H	Morehead St.	93 48	206	N	Kansas St.	65 60								
16	A	Florida St.	68 78	37	N	LSU	56 58								

Non-Div I Games:

Michigan St.

■ Loss,
 ■ Non-Conf,
 ■ S Site,
 ■ H Home
 ■ A Away
 N Neutral

Middle Tenn.

Through Games Of Jan. 10, 2020

Average RPI Win:	158	WON-LOST	WINNING	LAST 10	STRENGTH OF	OPP. STRENGTH	TEAM	ADJ.	CONF.	ADJ CONF.
Average RPI Loss:	40	RECORD	PCT. RANK	GAMES	SCHEDULE	OF SCHEDULE	RPI	RPI	RPI	RPI
DIV. I ONLY	10- 5	84	6-4	23	70	47	47	13	13	
DIV. I NON-CONF.	8- 4	90	4-3	36	37	47	47	15	15	
TOTALS	RPI 1-25	RPI 26-50	W-L RECORDS	RPI 51-100	RPI 101-150	RPI 150+				
10- 5	0- 2	2- 1	OVERALL	0- 2	3- 0	5- 0				
6- 2	0- 1	2- 0	HOME	0- 1	1- 0	3- 0				
3- 1	0- 0	0- 0	AWAY	0- 1	1- 0	2- 0				
1- 2	0- 1	0- 1	NEUTRAL	0- 0	1- 0	0- 0				
8- 4	0- 2	1- 1	NON-CONFERENCE	0- 1	3- 0	4- 0				
5- 1	0- 1	1- 0	HOME	0- 0	1- 0	3- 0				
2- 1	0- 0	0- 0	AWAY	0- 1	1- 0	1- 0				
1- 2	0- 1	0- 1	NEUTRAL	0- 0	1- 0	0- 0				
2- 1	0- 0	1- 0	CONFERENCE	0- 1	0- 0	1- 0				
1- 1	0- 0	1- 0	HOME	0- 1	0- 0	0- 0				
1- 0	0- 0	0- 0	AWAY	0- 0	0- 0	1- 0				
0- 0	0- 0	0- 0	NEUTRAL	0- 0	0- 0	0- 0				

RPI 1-25				RPI 26-50				Team's RPI: 47	RPI 51-100				RPI 101+			
RPI	S	Opponent	Score	RPI	S	Opponent	Score		RPI	S	Opponent	Score	RPI	S	Opponent	Score
8	N	Gonzaga	50 62	38	H	TCU	82 70		51	H	Old Dominion	56 67	111	H	Furman	78 62
18	H	Kentucky	52 67	43	N	Arizona St.	60 61		80	A	Belmont	57 68	133	N	Auburn	73 50
				46	H	Charlotte	83 59						150	A	Tulane	64 62
													160	H	Tennessee Tech	64 58
													163	H	VCU	86 63
													237	A	East Carolina	68 66
													245	H	Lipscomb	70 49
													300	A	Marshall	75 55
LAST 10 Division I																
				38	H	TCU	82 70		300	A	Marshall	75 55				
				163	H	VCU	86 63		46	H	Charlotte	83 59				
				80	A	Belmont	57 68		51	H	Old Dominion	56 67				
				245	H	Lipscomb	70 49		8	N	Gonzaga	50 62				
				43	N	Arizona St.	60 61		133	N	Auburn	73 50				

Non-Div I Games:

Middle Tenn.

■ Loss,
 ■ Non-Conf, S Site,
 ■ Home
 ■ Away
 N Neutral

Milwaukee

Through Games Of Jan. 10, 2020

Average RPI Win:	226	WON-LOST	WINNING	LAST 10	STRENGTH OF	OPP. STRENGTH	TEAM	ADJ.	CONF.	ADJ CONF.
Average RPI Loss:	105	RECORD	PCT. RANK	GAMES	SCHEDULE	OF SCHEDULE	RPI	RPI	RPI	RPI
DIV. I ONLY	4- 10	274	3-7	141	79	234	234	17	17	
DIV. I NON-CONF.	2- 8	295	1-5	67	46	242	242	17	17	
TOTALS	RPI 1-25	RPI 26-50	W-L RECORDS	RPI 51-100	RPI 101-150	RPI 150+				
4- 10	0- 2	0- 1	OVERALL	0- 1	1- 2	3- 4				
3- 4	0- 0	0- 1	HOME	0- 0	1- 1	2- 2				
1- 6	0- 2	0- 0	AWAY	0- 1	0- 1	1- 2				
0- 0	0- 0	0- 0	NEUTRAL	0- 0	0- 0	0- 0				
2- 8	0- 2	0- 1	NON-CONFERENCE	0- 1	0- 2	2- 2				
2- 3	0- 0	0- 1	HOME	0- 0	0- 1	2- 1				
0- 5	0- 2	0- 0	AWAY	0- 1	0- 1	0- 1				
0- 0	0- 0	0- 0	NEUTRAL	0- 0	0- 0	0- 0				
2- 2	0- 0	0- 0	CONFERENCE	0- 0	1- 0	1- 2				
1- 1	0- 0	0- 0	HOME	0- 0	1- 0	0- 1				
1- 1	0- 0	0- 0	AWAY	0- 0	0- 0	1- 1				
0- 0	0- 0	0- 0	NEUTRAL	0- 0	0- 0	0- 0				

RPI 1-25				RPI 26-50				RPI 51-100				RPI 101+ Team's RPI: 234			
RPI	S	Opponent	Score	RPI	S	Opponent	Score	RPI	S	Opponent	Score	RPI	S	Opponent	Score
9	A	DePaul	65 94	29	H	Marquette	56 78	54	A	Minnesota	61 77	101	A	Wisconsin	40 71
23	A	Purdue	55 68									127	H	Wright St.	60 58
												139	H	North Dakota	58 66
												153	A	Green Bay	48 61
												156	A	Columbia	46 74
												176	H	Bowling Green	51 63
												186	H	Northern Ill.	78 65
												212	H	Northern Ky.	49 61
												266	H	Ark.-Pine Bluff	69 55
												325	A	Detroit Mercy	63 48
LAST 10 Division I															
127	H	Wright St.	60 58	325	A	Detroit Mercy	63 48								
139	H	North Dakota	58 66	153	A	Green Bay	48 61								
176	H	Bowling Green	51 63	212	H	Northern Ky.	49 61								
29	H	Marquette	56 78	156	A	Columbia	46 74								
186	H	Northern Ill.	78 65	9	A	DePaul	65 94								

Non-Div I Games: Wis.-Parkside 84 77

Milwaukee

■ Loss,
■ Non-Conf,
■ S Site,
■ H Home
■ A Away
N Neutral

Average RPI Win:	182	WON-LOST	WINNING	LAST 10	STRENGTH OF	OPP. STRENGTH	TEAM	ADJ.	CONF.	ADJ CONF.
Average RPI Loss:	26	RECORD	PCT. RANK	GAMES	SCHEDULE	OF SCHEDULE	RPI	RPI	RPI	RPI
DIV. I ONLY	11- 4	58	7-3	68	56	54	54	2	2	
DIV. I NON-CONF.	10- 1	19	6-0	144	81	35	35	3	3	
TOTALS	RPI 1-25	RPI 26-50	W-L RECORDS	RPI 51-100	RPI 101-150	RPI 150+				
11- 4	0- 3	1- 0	OVERALL	1- 1	3- 0	6- 0				
7- 3	0- 3	1- 0	HOME	1- 0	1- 0	4- 0				
4- 1	0- 0	0- 0	AWAY	0- 1	2- 0	2- 0				
0- 0	0- 0	0- 0	NEUTRAL	0- 0	0- 0	0- 0				
10- 1	0- 1	1- 0	NON-CONFERENCE	1- 0	3- 0	5- 0				
7- 1	0- 1	1- 0	HOME	1- 0	1- 0	4- 0				
3- 0	0- 0	0- 0	AWAY	0- 0	2- 0	1- 0				
0- 0	0- 0	0- 0	NEUTRAL	0- 0	0- 0	0- 0				
1- 3	0- 2	0- 0	CONFERENCE	0- 1	0- 0	1- 0				
0- 2	0- 2	0- 0	HOME	0- 0	0- 0	0- 0				
1- 1	0- 0	0- 0	AWAY	0- 1	0- 0	1- 0				
0- 0	0- 0	0- 0	NEUTRAL	0- 0	0- 0	0- 0				

RPI 1-25				RPI 26-50				RPI 51-100 Team's RPI: 54				RPI 101+			
RPI	S	Opponent	Score	RPI	S	Opponent	Score	RPI	S	Opponent	Score	RPI	S	Opponent	Score
1	H	Missouri St.	69 77	43	H	Arizona St.	80 66	59	A	Nebraska	58 72	124	A	Notre Dame	75 67
17	H	Northwestern	54 56					92	H	Lehigh	77 49	126	A	George Washington	83 50
25	H	Ohio St.	63 66									136	H	Montana St.	71 60
												190	A	American	70 53
												200	A	Penn St.	81 74
												234	H	Milwaukee	77 61
												248	H	UC Davis	76 67
												290	H	Vermont	90 58
												318	H	Bryant	101 56
LAST 10 Division I															
200	A	Penn St.	81 74	17	H	Northwestern	54 56	59	A	Nebraska	58 72	124	A	Notre Dame	75 67
92	H	Lehigh	77 49	25	H	Ohio St.	63 66	92	H	Lehigh	77 49	318	H	Bryant	101 56
248	H	UC Davis	76 67												
126	A	George Washington	83 50												
190	A	American	70 53												

Non-Div I Games:

Minnesota

■ Loss,
■ Non-Conf, S Site,
■ Home
■ Away
N Neutral

Average RPI Win:	134	WON-LOST	WINNING	LAST 10	STRENGTH OF	OPP. STRENGTH	TEAM	ADJ.	CONF.	ADJ CONF.
Average RPI Loss:	16	RECORD	PCT. RANK	GAMES	SCHEDULE	OF SCHEDULE	RPI	RPI	RPI	RPI
DIV. I ONLY	15- 2	16	8-2	25	36	12	12	4	4	
DIV. I NON-CONF.	12- 2	30	5-2	22	47	12	12	5	5	
TOTALS	RPI 1-25	RPI 26-50	W-L RECORDS	RPI 51-100	RPI 101-150	RPI 150+				
15- 2	0- 2	2- 0	OVERALL	4- 0	1- 0	8- 0				
6- 1	0- 1	0- 0	HOME	2- 0	1- 0	3- 0				
5- 0	0- 0	1- 0	AWAY	1- 0	0- 0	3- 0				
4- 1	0- 1	1- 0	NEUTRAL	1- 0	0- 0	2- 0				
12- 2	0- 2	2- 0	NON-CONFERENCE	3- 0	0- 0	7- 0				
5- 1	0- 1	0- 0	HOME	2- 0	0- 0	3- 0				
3- 0	0- 0	1- 0	AWAY	0- 0	0- 0	2- 0				
4- 1	0- 1	1- 0	NEUTRAL	1- 0	0- 0	2- 0				
3- 0	0- 0	0- 0	CONFERENCE	1- 0	1- 0	1- 0				
1- 0	0- 0	0- 0	HOME	0- 0	1- 0	0- 0				
2- 0	0- 0	0- 0	AWAY	1- 0	0- 0	1- 0				
0- 0	0- 0	0- 0	NEUTRAL	0- 0	0- 0	0- 0				

RPI 1-25				RPI 26-50				RPI 51-100				RPI 101+			
RPI	S	Opponent	Score	RPI	S	Opponent	Score	RPI	S	Opponent	Score	RPI	S	Opponent	Score
7	N	Stanford	62 67	29	A	Marquette	74 68	58	H	Troy	122 82	121	H	Florida	93 47
24	H	West Virginia	65 71	33	N	Virginia	72 59	75	A	Georgia	73 66	153	N	Green Bay	83 58
								87	H	UT Martin	82 46	167	A	Missouri	79 64
								98	N	South Fla.	86 61	180	A	Louisiana	64 48
												193	H	Little Rock	89 50
												196	H	Southern Miss.	91 58
												207	A	Jackson St.	92 53
												208	N	San Francisco	73 38
												211	H	Murray St.	124 43
LAST 10 Division I															
193	H	Little Rock	89 50	167	A	Missouri	79 64								
33	N	Virginia	72 59	75	A	Georgia	73 66								
98	N	South Fla.	86 61	121	H	Florida	93 47								
180	A	Louisiana	64 48	7	N	Stanford	62 67								
24	H	West Virginia	65 71	153	N	Green Bay	83 58								

Non-Div I Games:

Mississippi St.

■ Loss,
 ■ Non-Conf,
 ■ S Site,
 ■ H Home
 ■ A Away
 N Neutral

Average RPI Win:	348	WON-LOST	WINNING	LAST 10	STRENGTH OF	OPP. STRENGTH	TEAM	ADJ.	CONF.	ADJ CONF.
Average RPI Loss:	230	RECORD	PCT. RANK	GAMES	SCHEDULE	OF SCHEDULE	RPI	RPI	RPI	RPI
DIV. I ONLY	1- 11	334	1-9	330	332	350	350	29	29	
DIV. I NON-CONF.	1- 10	329	1-8	308	342	344	344	28	28	
TOTALS	RPI 1-25	RPI 26-50	W-L RECORDS	RPI 51-100	RPI 101-150	RPI 150+				
1- 11	0- 0	0- 0	OVERALL	0- 0	0- 1	1- 10				
1- 3	0- 0	0- 0	HOME	0- 0	0- 1	1- 2				
0- 7	0- 0	0- 0	AWAY	0- 0	0- 0	0- 7				
0- 1	0- 0	0- 0	NEUTRAL	0- 0	0- 0	0- 1				
1- 10	0- 0	0- 0	NON-CONFERENCE	0- 0	0- 1	1- 9				
1- 2	0- 0	0- 0	HOME	0- 0	0- 1	1- 1				
0- 7	0- 0	0- 0	AWAY	0- 0	0- 0	0- 7				
0- 1	0- 0	0- 0	NEUTRAL	0- 0	0- 0	0- 1				
0- 1	0- 0	0- 0	CONFERENCE	0- 0	0- 0	0- 1				
0- 1	0- 0	0- 0	HOME	0- 0	0- 0	0- 1				
0- 0	0- 0	0- 0	AWAY	0- 0	0- 0	0- 0				
0- 0	0- 0	0- 0	NEUTRAL	0- 0	0- 0	0- 0				

RPI 1-25			RPI 26-50			RPI 51-100			RPI 101+			Team's RPI: 350
RPI	S	Opponent	Score	RPI	S	Opponent	Score	RPI	S	Opponent	Score	
								145	H	Austin Peay	82	100
								184	A	Memphis	54	91
								191	A	North Ala.	60	86
								196	A	Southern Miss.	80	84
								211	H	Murray St.	66	72
								214	A	Wyoming	22	95
								233	A	Colorado St.	46	65
								266	H	Ark.-Pine Bluff	77	80
								270	A	Ole Miss	53	72
								274	N	Omaha	70	78
								348	H	Florida A&M	71	70
								349	A	La.-Monroe	66	74
LAST 10 Division I												
233	A	Colorado St.	46	65	266	H	Ark.-Pine Bluff	77	80			
214	A	Wyoming	22	95	349	A	La.-Monroe	66	74			
348	H	Florida A&M	71	70	184	A	Memphis	54	91			
274	N	Omaha	70	78	145	H	Austin Peay	82	100			
196	A	Southern Miss.	80	84	211	H	Murray St.	66	72			

Non-Div I Games:

Mississippi Val.

■ Loss,
 ■ Non-Conf,
 ■ S Site,
 ■ H Home
 ■ A Away
 N Neutral

Average RPI Win:	161	WON-LOST	WINNING	LAST 10	STRENGTH OF	OPP. STRENGTH	TEAM	ADJ.	CONF.	ADJ CONF.
Average RPI Loss:	87	RECORD	PCT. RANK	GAMES	SCHEDULE	OF SCHEDULE	RPI	RPI	RPI	RPI
DIV. I ONLY	4- 12	287	2-8	8	104	167	167	4	4	
DIV. I NON-CONF.	3- 10	282	1-6	21	111	201	201	5	5	
TOTALS	RPI 1-25	RPI 26-50	W-L RECORDS	RPI 51-100	RPI 101-150	RPI 150+				
4- 12	0- 3	1- 2	OVERALL	1- 3	0- 1	2- 3				
4- 5	0- 2	1- 1	HOME	1- 1	0- 1	2- 0				
0- 5	0- 1	0- 1	AWAY	0- 1	0- 0	0- 2				
0- 2	0- 0	0- 0	NEUTRAL	0- 1	0- 0	0- 1				
3- 10	0- 2	0- 2	NON-CONFERENCE	1- 2	0- 1	2- 3				
3- 4	0- 1	0- 1	HOME	1- 1	0- 1	2- 0				
0- 4	0- 1	0- 1	AWAY	0- 0	0- 0	0- 2				
0- 2	0- 0	0- 0	NEUTRAL	0- 1	0- 0	0- 1				
1- 2	0- 1	1- 0	CONFERENCE	0- 1	0- 0	0- 0				
1- 1	0- 1	1- 0	HOME	0- 0	0- 0	0- 0				
0- 1	0- 0	0- 0	AWAY	0- 1	0- 0	0- 0				
0- 0	0- 0	0- 0	NEUTRAL	0- 0	0- 0	0- 0				

RPI 1-25				RPI 26-50				RPI 51-100				RPI 101+ Team's RPI: 167			
RPI	S	Opponent	Score	RPI	S	Opponent	Score	RPI	S	Opponent	Score	RPI	S	Opponent	Score
1	A	Missouri St.	72 79	37	H	LSU	69 65	59	H	Nebraska	85 90	140	H	Illinois	51 58
12	H	Mississippi St.	64 79	39	H	UNI	73 78	69	H	Saint Louis	83 58	153	A	Green Bay	64 72
21	H	Princeton	33 68	41	A	South Dakota	56 72	77	N	North Carolina	69 82	172	N	New Mexico	68 71
								91	A	Tennessee	66 77	236	H	Western Ill.	97 89
												240	A	UMKC	56 59
												303	H	SIUE	68 51
LAST 10 Division I															
140	H	Illinois	51 58	12	H	Mississippi St.	64 79								
21	H	Princeton	33 68	37	H	LSU	69 65								
1	A	Missouri St.	72 79	91	A	Tennessee	66 77								
240	A	UMKC	56 59	77	N	North Carolina	69 82								
69	H	Saint Louis	83 58	172	N	New Mexico	68 71								

Non-Div I Games:

Missouri

Average RPI Win:	122	WON-LOST	WINNING	LAST 10	STRENGTH OF	OPP. STRENGTH	TEAM	ADJ.	CONF.	ADJ CONF.
Average RPI Loss:	5	RECORD	PCT. RANK	GAMES	SCHEDULE	OF SCHEDULE	RPI	RPI	RPI	RPI
DIV. I ONLY	12- 2	28	8-2	6	55	1	1	7	7	
DIV. I NON-CONF.	9- 2	40	5-2	5	32	3	3	7	7	
TOTALS	RPI 1-25	RPI 26-50	W-L RECORDS	RPI 51-100	RPI 101-150	RPI 150+				
12- 2	0- 2	3- 0	OVERALL	1- 0	3- 0	5- 0				
6- 0	0- 0	1- 0	HOME	0- 0	1- 0	4- 0				
6- 2	0- 2	2- 0	AWAY	1- 0	2- 0	1- 0				
0- 0	0- 0	0- 0	NEUTRAL	0- 0	0- 0	0- 0				
9- 2	0- 2	2- 0	NON-CONFERENCE	1- 0	2- 0	4- 0				
5- 0	0- 0	0- 0	HOME	0- 0	1- 0	4- 0				
4- 2	0- 2	2- 0	AWAY	1- 0	1- 0	0- 0				
0- 0	0- 0	0- 0	NEUTRAL	0- 0	0- 0	0- 0				
3- 0	0- 0	1- 0	CONFERENCE	0- 0	1- 0	1- 0				
1- 0	0- 0	1- 0	HOME	0- 0	0- 0	0- 0				
2- 0	0- 0	0- 0	AWAY	0- 0	1- 0	1- 0				
0- 0	0- 0	0- 0	NEUTRAL	0- 0	0- 0	0- 0				

RPI 1-25				Team's RPI: 1				RPI 26-50				RPI 51-100				RPI 101+			
RPI	S	Opponent	Score	RPI	S	Opponent	Score	RPI	S	Opponent	Score	RPI	S	Opponent	Score	RPI	S	Opponent	Score
2	A	Oregon St.	69 80	28	H	Drake	69 67	54	A	Minnesota	77 69	106	A	Boise St.	72 69				
8	A	Gonzaga	52 64	41	A	South Dakota	74 66					108	A	Loyola Chicago	74 72				
				42	A	Oklahoma	96 90					113	H	Santa Clara	71 64				
												152	H	Wichita St.	68 55				
												165	A	Valparaiso	81 68				
												167	H	Missouri	79 72				
												240	H	UMKC	83 58				
												247	H	A&M-Corpus Christi	79 51				
LAST 10 Division I																			
8	A	Gonzaga	52 64	28	H	Drake	69 67												
167	H	Missouri	79 72	165	A	Valparaiso	81 68												
152	H	Wichita St.	68 55	108	A	Loyola Chicago	74 72												
240	H	UMKC	83 58	113	H	Santa Clara	71 64												
41	A	South Dakota	74 66	2	A	Oregon St.	69 80												

Non-Div I Games: William Jewell 111 39

Missouri St.

Average RPI Win:	275	WON-LOST	WINNING	LAST 10	STRENGTH OF	OPP. STRENGTH	TEAM	ADJ.	CONF.	ADJ CONF.
Average RPI Loss:	153	RECORD	PCT. RANK	GAMES	SCHEDULE	OF SCHEDULE	RPI	RPI	RPI	RPI
DIV. I ONLY	4- 9	261	4-6	181	247	241	241	24	24	
DIV. I NON-CONF.	3- 6	235	3-3	164	204	196	196	24	24	
TOTALS	RPI 1-25	RPI 26-50	W-L RECORDS	RPI 51-100	RPI 101-150	RPI 150+				
4- 9	0- 1	0- 1	OVERALL	0- 2	0- 1	4- 4				
2- 2	0- 0	0- 0	HOME	0- 0	0- 1	2- 1				
1- 7	0- 1	0- 1	AWAY	0- 2	0- 0	1- 3				
1- 0	0- 0	0- 0	NEUTRAL	0- 0	0- 0	1- 0				
3- 6	0- 1	0- 1	NON-CONFERENCE	0- 1	0- 1	3- 2				
1- 1	0- 0	0- 0	HOME	0- 0	0- 1	1- 0				
1- 5	0- 1	0- 1	AWAY	0- 1	0- 0	1- 2				
1- 0	0- 0	0- 0	NEUTRAL	0- 0	0- 0	1- 0				
1- 3	0- 0	0- 0	CONFERENCE	0- 1	0- 0	1- 2				
1- 1	0- 0	0- 0	HOME	0- 0	0- 0	1- 1				
0- 2	0- 0	0- 0	AWAY	0- 1	0- 0	0- 1				
0- 0	0- 0	0- 0	NEUTRAL	0- 0	0- 0	0- 0				

RPI 1-25				RPI 26-50				RPI 51-100				RPI 101+ Team's RPI: 241			
RPI	S	Opponent	Score	RPI	S	Opponent	Score	RPI	S	Opponent	Score	RPI	S	Opponent	Score
21	A	Princeton	40 52	40	A	Arizona	34 86	67	A	Marist	66 76	114	H	Providence	52 68
								88	A	Bucknell	37 71	189	A	San Diego	49 57
												220	H	Manhattan	62 60
												246	H	Lafayette	52 44
												262	A	Loyola Maryland	48 64
												269	A	Fairfield	38 49
												310	A	Albany (NY)	53 41
												324	N	Purdue Fort Wayne	60 46
												326	H	Canisius	62 71
LAST 10 Division I															
310	A	Albany (NY)	53 41	269	A	Fairfield	38 49								
262	A	Loyola Maryland	48 64	326	H	Canisius	62 71								
220	H	Manhattan	62 60	67	A	Marist	66 76								
246	H	Lafayette	52 44	324	N	Purdue Fort Wayne	60 46								
40	A	Arizona	34 86	189	A	San Diego	49 57								

Non-Div I Games:

Monmouth

Montana

Through Games Of Jan. 10, 2020

Average RPI Win:	265	WON-LOST	WINNING	LAST 10	STRENGTH OF	OPP. STRENGTH	TEAM	ADJ.	CONF.	ADJ CONF.
Average RPI Loss:	98	RECORD	PCT. RANK	GAMES	SCHEDULE	OF SCHEDULE	RPI	RPI	RPI	RPI
DIV. I ONLY	7- 5	128	6-4	206	276	173	173	22	22	
DIV. I NON-CONF.	3- 4	201	2-3	43	270	127	127	18	18	
TOTALS	RPI 1-25	RPI 26-50	W-L RECORDS	RPI 51-100	RPI 101-150	RPI 150+				
7- 5	0- 0	0- 2	OVERALL	0- 0	1- 2	6- 1				
3- 3	0- 0	0- 1	HOME	0- 0	1- 1	2- 1				
4- 1	0- 0	0- 1	AWAY	0- 0	0- 0	4- 0				
0- 1	0- 0	0- 0	NEUTRAL	0- 0	0- 1	0- 0				
3- 4	0- 0	0- 2	NON-CONFERENCE	0- 0	0- 2	3- 0				
1- 2	0- 0	0- 1	HOME	0- 0	0- 1	1- 0				
2- 1	0- 0	0- 1	AWAY	0- 0	0- 0	2- 0				
0- 1	0- 0	0- 0	NEUTRAL	0- 0	0- 1	0- 0				
4- 1	0- 0	0- 0	CONFERENCE	0- 0	1- 0	3- 1				
2- 1	0- 0	0- 0	HOME	0- 0	1- 0	1- 1				
2- 0	0- 0	0- 0	AWAY	0- 0	0- 0	2- 0				
0- 0	0- 0	0- 0	NEUTRAL	0- 0	0- 0	0- 0				

RPI S	Opponent	Score	RPI S	Opponent	Score	RPI S	Opponent	Score	RPI S	Opponent	Score
			40	H Arizona	42 77				113	N Santa Clara	58 68
			41	A South Dakota	64 96				123	H Fresno St.	63 76
									146	H Southern Utah	81 74
									174	H Northern Colo.	58 67
									201	A Cal St. Fullerton	71 69
									258	H Grand Canyon	72 67
									264	A Northern Ariz.	79 71
									295	H Eastern Wash.	92 54
									343	A Utah Valley	63 52
									351	A Sacramento St.	64 60
LAST 10 Division I											
			351	A Sacramento St.	64 60				295	H Eastern Wash.	92 54
			264	A Northern Ariz.	79 71				174	H Northern Colo.	58 67
			41	A South Dakota	64 96				146	H Southern Utah	81 74
			343	A Utah Valley	63 52				113	N Santa Clara	58 68
			201	A Cal St. Fullerton	71 69				40	H Arizona	42 77

Non-Div I Games: Mont. St.-Northern 98 45 Mont. St. Billings 70 53

Montana

Loss, Non-Conf, S Site, H Home A Away N Neutral

Average RPI Win:	253	WON-LOST	WINNING	LAST 10	STRENGTH OF	OPP. STRENGTH	TEAM	ADJ.	CONF.	ADJ CONF.
Average RPI Loss:	74	RECORD	PCT. RANK	GAMES	SCHEDULE	OF SCHEDULE	RPI	RPI	RPI	RPI
DIV. I ONLY	6- 6	162	5-5	99	217	136	136	22	22	
DIV. I NON-CONF.	2- 5	259	1-4	19	134	143	143	18	18	
TOTALS	RPI 1-25	RPI 26-50	W-L RECORDS	RPI 51-100	RPI 101-150	RPI 150+				
6- 6	0- 2	0- 0	OVERALL	0- 2	1- 1	5- 1				
3- 2	0- 1	0- 0	HOME	0- 0	1- 1	2- 0				
3- 2	0- 0	0- 0	AWAY	0- 2	0- 0	3- 0				
0- 2	0- 1	0- 0	NEUTRAL	0- 0	0- 0	0- 1				
2- 5	0- 2	0- 0	NON-CONFERENCE	0- 2	0- 0	2- 1				
1- 1	0- 1	0- 0	HOME	0- 0	0- 0	1- 0				
1- 2	0- 0	0- 0	AWAY	0- 2	0- 0	1- 0				
0- 2	0- 1	0- 0	NEUTRAL	0- 0	0- 0	0- 1				
4- 1	0- 0	0- 0	CONFERENCE	0- 0	1- 1	3- 0				
2- 1	0- 0	0- 0	HOME	0- 0	1- 1	1- 0				
2- 0	0- 0	0- 0	AWAY	0- 0	0- 0	2- 0				
0- 0	0- 0	0- 0	NEUTRAL	0- 0	0- 0	0- 0				

RPI 1-25				RPI 26-50				RPI 51-100				RPI 101+ Team's RPI: 136			
RPI	S	Opponent	Score	RPI	S	Opponent	Score	RPI	S	Opponent	Score	RPI	S	Opponent	Score
8	H	Gonzaga	55 70					54	A	Minnesota	60 71	109	H	Idaho	68 69
19	N	Texas A&M	67 78					99	A	South Dakota St.	50 60	146	H	Southern Utah	91 65
												152	N	Wichita St.	64 66
												174	H	Northern Colo.	91 58
												248	H	UC Davis	77 65
												264	A	Northern Ariz.	72 64
												334	A	Seattle U	73 65
												351	A	Sacramento St.	85 48
LAST 10 Division I															
264	A	Northern Ariz.	72 64	109	H	Idaho	68 69								
351	A	Sacramento St.	85 48	146	H	Southern Utah	91 65								
19	N	Texas A&M	67 78	174	H	Northern Colo.	91 58								
152	N	Wichita St.	64 66	334	A	Seattle U	73 65								
8	H	Gonzaga	55 70	54	A	Minnesota	60 71								

Non-Div I Games: Carroll (MT) 67 33 Mont. St.-Northern 93 34

Montana St.

Loss, Non-Conf, S Site, H Home A Away N Neutral

Average RPI Win:	281	WON-LOST	WINNING	LAST 10	STRENGTH OF	OPP. STRENGTH	TEAM	ADJ.	CONF.	ADJ CONF.
Average RPI Loss:	120	RECORD	PCT. RANK	GAMES	SCHEDULE	OF SCHEDULE	RPI	RPI	RPI	RPI
DIV. I ONLY	4- 9	261	3-7	156	243	276	276	18	18	
DIV. I NON-CONF.	2- 8	295	1-6	120	176	282	282	21	21	
TOTALS	RPI 1-25	RPI 26-50	W-L RECORDS	RPI 51-100	RPI 101-150	RPI 150+				
4- 9	0- 2	0- 0	OVERALL	0- 1	0- 2	4- 4				
4- 3	0- 0	0- 0	HOME	0- 1	0- 0	4- 2				
0- 6	0- 2	0- 0	AWAY	0- 0	0- 2	0- 2				
0- 0	0- 0	0- 0	NEUTRAL	0- 0	0- 0	0- 0				
2- 8	0- 2	0- 0	NON-CONFERENCE	0- 1	0- 2	2- 3				
2- 2	0- 0	0- 0	HOME	0- 1	0- 0	2- 1				
0- 6	0- 2	0- 0	AWAY	0- 0	0- 2	0- 2				
0- 0	0- 0	0- 0	NEUTRAL	0- 0	0- 0	0- 0				
2- 1	0- 0	0- 0	CONFERENCE	0- 0	0- 0	2- 1				
2- 1	0- 0	0- 0	HOME	0- 0	0- 0	2- 1				
0- 0	0- 0	0- 0	AWAY	0- 0	0- 0	0- 0				
0- 0	0- 0	0- 0	NEUTRAL	0- 0	0- 0	0- 0				

RPI 1-25				RPI 26-50				RPI 51-100				RPI 101+ Team's RPI: 276			
RPI	S	Opponent	Score	RPI	S	Opponent	Score	RPI	S	Opponent	Score	RPI	S	Opponent	Score
18	A	Kentucky	54 79					94	H	N.C. A&T	56 74	105	A	Michigan St.	48 93
20	A	Baylor	47 94									119	A	Dayton	41 58
												160	H	Tennessee Tech	55 75
												165	A	Valparaiso	53 55
												176	A	Bowling Green	65 79
												222	H	Saint Francis (PA)	65 54
												226	H	Stetson	55 58
												292	H	Radford	73 62
												303	H	SIUE	75 69
												308	H	Jacksonville St.	67 48
LAST 10 Division I															
20	A	Baylor	47 94	303	H	SIUE	75 69								
165	A	Valparaiso	53 55	160	H	Tennessee Tech	55 75								
105	A	Michigan St.	48 93	308	H	Jacksonville St.	67 48								
119	A	Dayton	41 58	94	H	N.C. A&T	56 74								
292	H	Radford	73 62	18	A	Kentucky	54 79								

Average RPI Win: 300	WON-LOST	WINNING	LAST 10	STRENGTH OF	OPP. STRENGTH	TEAM	ADJ.	CONF.	ADJ CONF.
Average RPI Loss: 188	RECORD	PCT. RANK	GAMES	SCHEDULE	OF SCHEDULE	RPI	RPI	RPI	RPI
DIV. I ONLY	3- 10	297	3-7	272	304	302	302	30	30
DIV. I NON-CONF.	2- 9	304	2-6	199	314	299	299	31	31
TOTALS	RPI 1-25	RPI 26-50	W-L RECORDS	RPI 51-100	RPI 101-150	RPI 150+			
3- 10	0- 0	0- 1	OVERALL	0- 3	0- 0	3- 6			
2- 0	0- 0	0- 0	HOME	0- 0	0- 0	2- 0			
1- 8	0- 0	0- 1	AWAY	0- 2	0- 0	1- 5			
0- 2	0- 0	0- 0	NEUTRAL	0- 1	0- 0	0- 1			
2- 9	0- 0	0- 1	NON-CONFERENCE	0- 3	0- 0	2- 5			
1- 0	0- 0	0- 0	HOME	0- 0	0- 0	1- 0			
1- 7	0- 0	0- 1	AWAY	0- 2	0- 0	1- 4			
0- 2	0- 0	0- 0	NEUTRAL	0- 1	0- 0	0- 1			
1- 1	0- 0	0- 0	CONFERENCE	0- 0	0- 0	1- 1			
1- 0	0- 0	0- 0	HOME	0- 0	0- 0	1- 0			
0- 1	0- 0	0- 0	AWAY	0- 0	0- 0	0- 1			
0- 0	0- 0	0- 0	NEUTRAL	0- 0	0- 0	0- 0			

RPI S	Opponent	Score	RPI S	Opponent	Score	RPI S	Opponent	Score	RPI S	Opponent	Score	Team's RPI: 302
29	A Marquette	48 70	52	A Michigan	48 80	183	N Akron	45 52	227	A Delaware St.	61 69	
			59	A Nebraska	55 78	254	H Texas St.	72 62	274	A Omaha	64 70	
			86	N Stony Brook	56 63	300	A Marshall	57 52	309	A UMBC	63 65	
						327	A Hofstra	39 51	332	A Saint Peter's	77 78	
						345	H South Carolina St.	77 47				
LAST 10 Division I												
86	N Stony Brook	56 63	345	H South Carolina St.	77 47							
254	H Texas St.	72 62	227	A Delaware St.	61 69							
309	A UMBC	63 65	183	N Akron	45 52							
327	A Hofstra	39 51	332	A Saint Peter's	77 78							
52	A Michigan	48 80	300	A Marshall	57 52							

Non-Div I Games: Washington Adventist 84 52 Notre Dame (MD) 113 34

Morgan St.

Loss, Non-Conf, S Site, H Home A Away N Neutral

Average RPI Win:	265	WON-LOST	WINNING	LAST 10	STRENGTH OF	OPP. STRENGTH	TEAM	ADJ.	CONF.	ADJ CONF.
Average RPI Loss:	106	RECORD	PCT. RANK	GAMES	SCHEDULE	OF SCHEDULE	RPI	RPI	RPI	RPI
DIV. I ONLY	6- 6	162	5-5	289	131	211	211	18	18	
DIV. I NON-CONF.	5- 4	140	4-3	304	66	176	176	21	21	
TOTALS	RPI 1-25	RPI 26-50	W-L RECORDS	RPI 51-100	RPI 101-150	RPI 150+				
6- 6	0- 2	0- 0	OVERALL	0- 2	0- 1	6- 1				
3- 2	0- 0	0- 0	HOME	0- 1	0- 1	3- 0				
3- 4	0- 2	0- 0	AWAY	0- 1	0- 0	3- 1				
0- 0	0- 0	0- 0	NEUTRAL	0- 0	0- 0	0- 0				
5- 4	0- 2	0- 0	NON-CONFERENCE	0- 1	0- 1	5- 0				
2- 1	0- 0	0- 0	HOME	0- 0	0- 1	2- 0				
3- 3	0- 2	0- 0	AWAY	0- 1	0- 0	3- 0				
0- 0	0- 0	0- 0	NEUTRAL	0- 0	0- 0	0- 0				
1- 2	0- 0	0- 0	CONFERENCE	0- 1	0- 0	1- 1				
1- 1	0- 0	0- 0	HOME	0- 1	0- 0	1- 0				
0- 1	0- 0	0- 0	AWAY	0- 0	0- 0	0- 1				
0- 0	0- 0	0- 0	NEUTRAL	0- 0	0- 0	0- 0				

RPI 1-25				RPI 26-50				RPI 51-100				RPI 101+ Team's RPI: 211			
RPI	S	Opponent	Score	RPI	S	Opponent	Score	RPI	S	Opponent	Score	RPI	S	Opponent	Score
5	A	Louisville	40 76					78	A	Southern Ill.	66 76	143	H	Samford	56 84
12	A	Mississippi St.	43 124					87	H	UT Martin	64 89	169	H	Southeast Mo. St.	70 62
												217	H	Arkansas St.	77 62
												245	A	Lipscomb	67 57
												280	H	Indiana St.	70 62
												308	A	Jacksonville St.	51 68
												331	A	Evansville	61 59
												350	A	Mississippi Val.	72 66
LAST 10 Division I															
143	H	Samford	56 84	308	A	Jacksonville St.	51 68								
78	A	Southern Ill.	66 76	169	H	Southeast Mo. St.	70 62								
280	H	Indiana St.	70 62	87	H	UT Martin	64 89								
331	A	Evansville	61 59	245	A	Lipscomb	67 57								
217	H	Arkansas St.	77 62	12	A	Mississippi St.	43 124								

Non-Div I Games: Cumberland (TN) 93 60 Christian Bros. 95 59

Murray St.

Loss, Non-Conf, S Site, H Home A Away N Neutral

Average RPI Win:	215	WON-LOST	WINNING	LAST 10	STRENGTH OF	OPP. STRENGTH	TEAM	ADJ.	CONF.	ADJ CONF.
Average RPI Loss:	76	RECORD	PCT. RANK	GAMES	SCHEDULE	OF SCHEDULE	RPI	RPI	RPI	RPI
DIV. I ONLY	7- 4	99	7-3	224	44	94	94	30	30	
DIV. I NON-CONF.	6- 4	122	6-3	145	15	70	70	31	31	
TOTALS	RPI 1-25	RPI 26-50	W-L RECORDS	RPI 51-100	RPI 101-150	RPI 150+				
7- 4	0- 1	0- 1	OVERALL	0- 1	1- 0	6- 1				
3- 0	0- 0	0- 0	HOME	0- 0	1- 0	2- 0				
3- 3	0- 1	0- 0	AWAY	0- 1	0- 0	3- 1				
1- 1	0- 0	0- 1	NEUTRAL	0- 0	0- 0	1- 0				
6- 4	0- 1	0- 1	NON-CONFERENCE	0- 1	1- 0	5- 1				
2- 0	0- 0	0- 0	HOME	0- 0	1- 0	1- 0				
3- 3	0- 1	0- 0	AWAY	0- 1	0- 0	3- 1				
1- 1	0- 0	0- 1	NEUTRAL	0- 0	0- 0	1- 0				
1- 0	0- 0	0- 0	CONFERENCE	0- 0	0- 0	1- 0				
1- 0	0- 0	0- 0	HOME	0- 0	0- 0	1- 0				
0- 0	0- 0	0- 0	AWAY	0- 0	0- 0	0- 0				
0- 0	0- 0	0- 0	NEUTRAL	0- 0	0- 0	0- 0				

RPI 1-25				RPI 26-50				RPI 51-100				RPI 101+			
RPI	S	Opponent	Score	RPI	S	Opponent	Score	RPI	S	Opponent	Score	RPI	S	Opponent	Score
15	A	NC State	44 80	31	N	Miami (FL)	67 68	75	A	Georgia	54 72	103	H	UNC Greensboro	57 48
												163	A	VCU	69 58
												178	A	Clemson	82 74
												183	A	Akron	52 64
												217	N	Arkansas St.	55 50
												219	H	ETSU	80 69
												276	A	Morehead St.	74 56
												348	H	Florida A&M	71 44
LAST 10 Division I															
183	A	Akron	52 64	348	H	Florida A&M	71 44	163	A	VCU	69 58	178	A	Clemson	82 74
103	H	UNC Greensboro	57 48	219	H	ETSU	80 69	276	A	Morehead St.	74 56	31	N	Miami (FL)	67 68
276	A	Morehead St.	74 56	75	A	Georgia	54 72								
217	N	Arkansas St.	55 50												

Non-Div I Games: Saint Augustine's 75 44 Johnson & Wales (NC121 61

N.C. A&T

Loss, Non-Conf, S Site, H Home A Away N Neutral

N.C. Central

Through Games Of Jan. 10, 2020

Average RPI Win:	285	WON-LOST	WINNING	LAST 10	STRENGTH OF	OPP. STRENGTH	TEAM	ADJ.	CONF.	ADJ CONF.
Average RPI Loss:	170	RECORD	PCT. RANK	GAMES	SCHEDULE	OF SCHEDULE	RPI	RPI	RPI	RPI
DIV. I ONLY	3- 9	287	3-7	271	249	307	307	30	30	
DIV. I NON-CONF.	2- 9	304	2-7	215	237	306	306	31	31	
TOTALS	RPI 1-25	RPI 26-50	W-L RECORDS	RPI 51-100	RPI 101-150	RPI 150+				
3- 9	0- 1	0- 0	OVERALL	0- 3	0- 0	3- 5				
2- 3	0- 0	0- 0	HOME	0- 0	0- 0	2- 3				
1- 5	0- 1	0- 0	AWAY	0- 3	0- 0	1- 1				
0- 1	0- 0	0- 0	NEUTRAL	0- 0	0- 0	0- 1				
2- 9	0- 1	0- 0	NON-CONFERENCE	0- 3	0- 0	2- 5				
1- 3	0- 0	0- 0	HOME	0- 0	0- 0	1- 3				
1- 5	0- 1	0- 0	AWAY	0- 3	0- 0	1- 1				
0- 1	0- 0	0- 0	NEUTRAL	0- 0	0- 0	0- 1				
1- 0	0- 0	0- 0	CONFERENCE	0- 0	0- 0	1- 0				
1- 0	0- 0	0- 0	HOME	0- 0	0- 0	1- 0				
0- 0	0- 0	0- 0	AWAY	0- 0	0- 0	0- 0				
0- 0	0- 0	0- 0	NEUTRAL	0- 0	0- 0	0- 0				

RPI 1-25				RPI 26-50				RPI 51-100				RPI 101+ Team's RPI: 307			
RPI	S	Opponent	Score	RPI	S	Opponent	Score	RPI	S	Opponent	Score	RPI	S	Opponent	Score
11	A	Iowa	50 102					71	A	CSU Bakersfield	71 80	162	H	Campbell	67 64
								77	A	North Carolina	53 92	200	N	Penn St.	68 92
								95	A	California	69 90	229	A	Col. of Charleston	78 85
												244	H	Winthrop	46 56
												286	H	High Point	58 78
												315	H	FIU	58 59
												346	A	LIU Brooklyn	61 59
												348	H	Florida A&M	66 57
LAST 10 Division I															
				77	A	North Carolina	53 92	348	H	Florida A&M	66 57				
				315	H	FIU	58 59	346	A	LIU Brooklyn	61 59				
				71	A	CSU Bakersfield	71 80	11	A	Iowa	50 102				
				200	N	Penn St.	68 92	286	H	High Point	58 78				
				95	A	California	69 90	162	H	Campbell	67 64				

Non-Div I Games: Washington Adventis83 48 Lincoln (PA) 53 68

N.C. Central

Loss, Non-Conf, S Site, H Home A Away N Neutral

Average RPI Win: 132		WON-LOST	WINNING	LAST 10	STRENGTH OF	OPP. STRENGTH	TEAM	ADJ.	CONF.	ADJ CONF.
Average RPI Loss: 77		RECORD	PCT. RANK	GAMES	SCHEDULE	OF SCHEDULE	RPI	RPI	RPI	RPI
DIV. I ONLY		14- 1	6	9-1	94	24	15	15	3	3
DIV. I NON-CONF.		11- 0	1	6-0	187	45	18	18	2	2
TOTALS	RPI 1-25	RPI 26-50		W-L RECORDS		RPI 51-100	RPI 101-150	RPI 150+		
14- 1	0- 0	3- 0		OVERALL		4- 1	1- 0	6- 0		
9- 0	0- 0	3- 0		HOME		2- 0	0- 0	4- 0		
3- 1	0- 0	0- 0		AWAY		1- 1	1- 0	1- 0		
2- 0	0- 0	0- 0		NEUTRAL		1- 0	0- 0	1- 0		
11- 0	0- 0	1- 0		NON-CONFERENCE		3- 0	1- 0	6- 0		
7- 0	0- 0	1- 0		HOME		2- 0	0- 0	4- 0		
2- 0	0- 0	0- 0		AWAY		0- 0	1- 0	1- 0		
2- 0	0- 0	0- 0		NEUTRAL		1- 0	0- 0	1- 0		
3- 1	0- 0	2- 0		CONFERENCE		1- 1	0- 0	0- 0		
2- 0	0- 0	2- 0		HOME		0- 0	0- 0	0- 0		
1- 1	0- 0	0- 0		AWAY		1- 1	0- 0	0- 0		
0- 0	0- 0	0- 0		NEUTRAL		0- 0	0- 0	0- 0		

RPI 1-25			Team's RPI: 15		RPI 26-50			RPI 51-100				RPI 101+			
RPI	S	Opponent	Score		RPI	S	Opponent	Score		RPI	S	Opponent	Score		
					26	H	Virginia Tech	76	69	76	N	Texas	84	73	
					27	H	Maryland	66	59	77	A	North Carolina	60	66	
					33	H	Virginia	80	60	81	A	Boston College	72	54	
										90	H	Elon	62	49	
										94	H	N.C. A&T	80	44	

Non-Div I Games:

NC State

■ Loss, ■ Non-Conf, S Site, H Home A Away N Neutral

N
J
I
T

N
J
I
T

NJIT

Page 186

Average RPI Win:	237	WON-LOST	WINNING	LAST 10	STRENGTH OF	OPP. STRENGTH	TEAM	ADJ.	CONF.	ADJ CONF.
Average RPI Loss:	163	RECORD	PCT. RANK	GAMES	SCHEDULE	OF SCHEDULE	RPI	RPI	RPI	RPI
DIV. I ONLY	4- 9	261	3-7	203	255	273	273	16	16	
DIV. I NON-CONF.	4- 6	212	3-4	298	241	278	278	16	16	
TOTALS	RPI 1-25	RPI 26-50	W-L RECORDS	RPI 51-100	RPI 101-150	RPI 150+				
4- 9	0- 0	0- 0	OVERALL	0- 4	0- 1	4- 4				
3- 3	0- 0	0- 0	HOME	0- 2	0- 0	3- 1				
1- 6	0- 0	0- 0	AWAY	0- 2	0- 1	1- 3				
0- 0	0- 0	0- 0	NEUTRAL	0- 0	0- 0	0- 0				
4- 6	0- 0	0- 0	NON-CONFERENCE	0- 1	0- 1	4- 4				
3- 1	0- 0	0- 0	HOME	0- 0	0- 0	3- 1				
1- 5	0- 0	0- 0	AWAY	0- 1	0- 1	1- 3				
0- 0	0- 0	0- 0	NEUTRAL	0- 0	0- 0	0- 0				
0- 3	0- 0	0- 0	CONFERENCE	0- 3	0- 0	0- 0				
0- 2	0- 0	0- 0	HOME	0- 2	0- 0	0- 0				
0- 1	0- 0	0- 0	AWAY	0- 1	0- 0	0- 0				
0- 0	0- 0	0- 0	NEUTRAL	0- 0	0- 0	0- 0				

RPI 1-25				RPI 26-50				RPI 51-100				RPI 101+				Team's RPI: 273	
RPI	S	Opponent	Score	RPI	S	Opponent	Score	RPI	S	Opponent	Score	RPI	S	Opponent	Score		
								77	A	North Carolina	40	80	131	A	Saint Joseph's	40	49
								88	H	Bucknell	34	61	158	H	George Mason	58	67
								92	A	Lehigh	40	70	178	A	Clemson	65	52
								100	H	Holy Cross	49	58	202	H	La Salle	61	46
													250	H	Kennesaw St.	82	62
													260	A	Maine	41	46
													269	A	Fairfield	52	66
													290	A	Vermont	56	64
													316	H	Air Force	67	59
LAST 10 Division I																	
				131	A	Saint Joseph's	40	49	88	H	Bucknell	34	61				
				158	H	George Mason	58	67	100	H	Holy Cross	49	58				
				269	A	Fairfield	52	66	92	A	Lehigh	40	70				
				202	H	La Salle	61	46	316	H	Air Force	67	59				
				250	H	Kennesaw St.	82	62	260	A	Maine	41	46				

Non-Div I Games: Stevenson 70 36

Navy

■ Loss,
■ Non-Conf, S Site,
■ Home
■ Away
N Neutral

Nebraska

Through Games Of Jan. 10, 2020

Average RPI Win:	176	WON-LOST	WINNING	LAST 10	STRENGTH OF	OPP. STRENGTH	TEAM	ADJ.	CONF.	ADJ CONF.
Average RPI Loss:	59	RECORD	PCT. RANK	GAMES	SCHEDULE	OF SCHEDULE	RPI	RPI	RPI	RPI
DIV. I ONLY	13- 2	21	8-2	230	29	59	59	2	2	
DIV. I NON-CONF.	10- 1	19	5-1	323	49	110	110	3	3	
TOTALS	RPI 1-25	RPI 26-50	W-L RECORDS	RPI 51-100	RPI 101-150	RPI 150+				
13- 2	1- 1	1- 0	OVERALL	2- 0	1- 1	8- 0				
10- 1	1- 1	1- 0	HOME	1- 0	1- 0	6- 0				
1- 1	0- 0	0- 0	AWAY	0- 0	0- 1	1- 0				
2- 0	0- 0	0- 0	NEUTRAL	1- 0	0- 0	1- 0				
10- 1	0- 1	1- 0	NON-CONFERENCE	1- 0	0- 0	8- 0				
7- 1	0- 1	1- 0	HOME	0- 0	0- 0	6- 0				
1- 0	0- 0	0- 0	AWAY	0- 0	0- 0	1- 0				
2- 0	0- 0	0- 0	NEUTRAL	1- 0	0- 0	1- 0				
3- 1	1- 0	0- 0	CONFERENCE	1- 0	1- 1	0- 0				
3- 0	1- 0	0- 0	HOME	1- 0	1- 0	0- 0				
0- 1	0- 0	0- 0	AWAY	0- 0	0- 1	0- 0				
0- 0	0- 0	0- 0	NEUTRAL	0- 0	0- 0	0- 0				

RPI 1-25				RPI 26-50				RPI 51-100 Team's RPI: 59				RPI 101+			
RPI	S	Opponent	Score	RPI	S	Opponent	Score	RPI	S	Opponent	Score	RPI	S	Opponent	Score
11	H	Iowa	78 69	45	H	Duke	83 79	54	H	Minnesota	72 58	101	H	Wisconsin	65 50
13	H	Creighton	74 79					97	N	Southern California	67 54	105	A	Michigan St.	70 78
												167	A	Missouri	90 85
												220	H	Manhattan	71 51
												225	H	Southern U.	73 39
												232	N	Sacred Heart	72 49
												265	H	Alabama A&M	68 46
												272	H	Oral Roberts	77 67
												302	H	Morgan St.	78 55
												303	H	SIUE	63 49
LAST 10 Division I															
11	H	Iowa	78 69	101	H	Wisconsin	65 50								
220	H	Manhattan	71 51	54	H	Minnesota	72 58								
272	H	Oral Roberts	77 67	105	A	Michigan St.	70 78								
45	H	Duke	83 79	97	N	Southern California	67 54								
232	N	Sacred Heart	72 49	13	H	Creighton	74 79								

Non-Div I Games:

Nebraska

■ Loss,
■ Non-Conf, S Site,
■ Home
■ Away
N Neutral

Nevada

Through Games Of Jan. 10, 2020

Average RPI Win:	304	WON-LOST	WINNING	LAST 10	STRENGTH OF	OPP. STRENGTH	TEAM	ADJ.	CONF.	ADJ CONF.
Average RPI Loss:	180	RECORD	PCT. RANK	GAMES	SCHEDULE	OF SCHEDULE	RPI	RPI	RPI	RPI
DIV. I ONLY	6- 8	214	3-7	332	325	313	313	21	21	
DIV. I NON-CONF.	6- 4	122	3-3	342	332	277	277	25	25	
TOTALS	RPI 1-25	RPI 26-50	W-L RECORDS	RPI 51-100	RPI 101-150	RPI 150+				
6- 8	0- 0	0- 0	OVERALL	0- 1	1- 2	5- 5				
4- 3	0- 0	0- 0	HOME	0- 0	1- 0	3- 3				
1- 5	0- 0	0- 0	AWAY	0- 1	0- 2	1- 2				
1- 0	0- 0	0- 0	NEUTRAL	0- 0	0- 0	1- 0				
6- 4	0- 0	0- 0	NON-CONFERENCE	0- 1	1- 1	5- 2				
4- 1	0- 0	0- 0	HOME	0- 0	1- 0	3- 1				
1- 3	0- 0	0- 0	AWAY	0- 1	0- 1	1- 1				
1- 0	0- 0	0- 0	NEUTRAL	0- 0	0- 0	1- 0				
0- 4	0- 0	0- 0	CONFERENCE	0- 0	0- 1	0- 3				
0- 2	0- 0	0- 0	HOME	0- 0	0- 0	0- 2				
0- 2	0- 0	0- 0	AWAY	0- 0	0- 1	0- 1				
0- 0	0- 0	0- 0	NEUTRAL	0- 0	0- 0	0- 0				

RPI S	Opponent	Score	RPI S	Opponent	Score	RPI S	Opponent	Score	RPI S	Opponent	Score
						97 A	Southern California	47 50	106 A	Boise St.	40 54
									122 H	Saint Mary's (CA)	78 72
									142 A	Utah	62 68
									154 H	SFA	65 80
									195 H	San Jose St.	70 72
									199 A	Portland St.	75 80
									233 A	Colorado St.	70 75
									316 H	Air Force	61 68
									328 H	Cal Poly	71 40
									335 N	UTRGV	62 57
									343 A	Utah Valley	60 57
									347 H	Chicago St.	80 60
									351 H	Sacramento St.	83 72
LAST 10 Division I											
			328 H	Cal Poly	71 40				195 H	San Jose St.	70 72
			335 N	UTRGV	62 57				106 A	Boise St.	40 54
			97 A	Southern California	47 50				233 A	Colorado St.	70 75
			142 A	Utah	62 68				154 H	SFA	65 80
			316 H	Air Force	61 68				347 H	Chicago St.	80 60

Non-Div I Games: Stanislaus St. 80 62

Nevada

Loss, Non-Conf, S Site, H Home A Away N Neutral

New Hampshire

Through Games Of Jan. 10, 2020

Average RPI Win:	333	WON-LOST	WINNING	LAST 10	STRENGTH OF	OPP. STRENGTH	TEAM	ADJ.	CONF.	ADJ CONF.
Average RPI Loss:	179	RECORD	PCT. RANK	GAMES	SCHEDULE	OF SCHEDULE	RPI	RPI	RPI	RPI
DIV. I ONLY	3- 11	303	2-8	287	289	321	321	28	28	
DIV. I NON-CONF.	2- 9	304	1-6	214	294	308	308	29	29	
TOTALS	RPI 1-25	RPI 26-50	W-L RECORDS	RPI 51-100	RPI 101-150	RPI 150+				
3- 11	0- 2	0- 0	OVERALL	0- 1	0- 1	3- 7				
2- 3	0- 0	0- 0	HOME	0- 0	0- 0	2- 3				
1- 8	0- 2	0- 0	AWAY	0- 1	0- 1	1- 4				
0- 0	0- 0	0- 0	NEUTRAL	0- 0	0- 0	0- 0				
2- 9	0- 2	0- 0	NON-CONFERENCE	0- 1	0- 1	2- 5				
1- 3	0- 0	0- 0	HOME	0- 0	0- 0	1- 3				
1- 6	0- 2	0- 0	AWAY	0- 1	0- 1	1- 2				
0- 0	0- 0	0- 0	NEUTRAL	0- 0	0- 0	0- 0				
1- 2	0- 0	0- 0	CONFERENCE	0- 0	0- 0	1- 2				
1- 0	0- 0	0- 0	HOME	0- 0	0- 0	1- 0				
0- 2	0- 0	0- 0	AWAY	0- 0	0- 0	0- 2				
0- 0	0- 0	0- 0	NEUTRAL	0- 0	0- 0	0- 0				

RPI S	Opponent	Score	RPI S	Opponent	Score	RPI S	Opponent	Score	RPI S	Opponent	Score	Team's RPI: 321
20	A Baylor	29 97				100	A Holy Cross	61 82	137	A Massachusetts	65 67	
21	A Princeton	37 77							197	A Dartmouth	47 66	
									198	A Merrimack	54 64	
									203	H Boston U.	64 78	
									249	H Brown	68 76	
									260	A Maine	50 67	
									267	A UMass Lowell	53 58	
									318	A Bryant	68 56	
									319	H North Dakota St.	61 67	
									339	H Central Conn. St.	70 59	
									342	H Hartford	72 71	
LAST 10 Division I												
21	A Princeton	37 77	260	A Maine	50 67							
100	A Holy Cross	61 82	342	H Hartford	72 71							
197	A Dartmouth	47 66	267	A UMass Lowell	53 58							
339	H Central Conn. St.	70 59	319	H North Dakota St.	61 67							
137	A Massachusetts	65 67	249	H Brown	68 76							

Non-Div I Games: Wheaton (MA) 89 44

New Hampshire

Loss, Non-Conf, S Site, H Home A Away N Neutral

New Mexico

Through Games Of Jan. 10, 2020

Average RPI Win:	211	WON-LOST	WINNING	LAST 10	STRENGTH OF	OPP. STRENGTH	TEAM	ADJ.	CONF.	ADJ CONF.
Average RPI Loss:	132	RECORD	PCT. RANK	GAMES	SCHEDULE	OF SCHEDULE	RPI	RPI	RPI	RPI
DIV. I ONLY	8- 8	162	2-8	133	174	172	172	21	21	
DIV. I NON-CONF.	8- 4	90	2-4	160	144	115	115	25	25	
TOTALS	RPI 1-25	RPI 26-50	W-L RECORDS	RPI 51-100	RPI 101-150	RPI 150+				
8- 8	0- 1	0- 1	OVERALL	0- 1	2- 2	6- 3				
5- 4	0- 0	0- 0	HOME	0- 1	2- 0	3- 3				
2- 3	0- 0	0- 1	AWAY	0- 0	0- 2	2- 0				
1- 1	0- 1	0- 0	NEUTRAL	0- 0	0- 0	1- 0				
8- 4	0- 1	0- 1	NON-CONFERENCE	0- 1	2- 0	6- 1				
5- 2	0- 0	0- 0	HOME	0- 1	2- 0	3- 1				
2- 1	0- 0	0- 1	AWAY	0- 0	0- 0	2- 0				
1- 1	0- 1	0- 0	NEUTRAL	0- 0	0- 0	1- 0				
0- 4	0- 0	0- 0	CONFERENCE	0- 0	0- 2	0- 2				
0- 2	0- 0	0- 0	HOME	0- 0	0- 0	0- 2				
0- 2	0- 0	0- 0	AWAY	0- 0	0- 2	0- 0				
0- 0	0- 0	0- 0	NEUTRAL	0- 0	0- 0	0- 0				

RPI 1-25				RPI 26-50				RPI 51-100				RPI 101+ Team's RPI: 172			
RPI	S	Opponent	Score	RPI	S	Opponent	Score	RPI	S	Opponent	Score	RPI	S	Opponent	Score
24	N	West Virginia	60 73	43	A	Arizona St.	47 84	79	H	Ball St.	57 70	106	A	Boise St.	82 83
												114	H	Providence	86 68
												123	A	Fresno St.	81 84
												144	H	Houston	81 71
												167	N	Missouri	71 68
												179	A	UTEP	93 78
												195	H	San Jose St.	80 81
												214	H	Wyoming	66 73
												230	H	UC Riverside	80 70
												264	H	Northern Ariz.	83 76
												271	H	LMU (CA)	72 73
												296	A	New Mexico St.	86 67
												296	H	New Mexico St.	107 53
LAST 10 Division I															
271	H	LMU (CA)	72 73	123	A	Fresno St.	81 84								
114	H	Providence	86 68	195	H	San Jose St.	80 81								
296	H	New Mexico St.	107 53	79	H	Ball St.	57 70								
43	A	Arizona St.	47 84	106	A	Boise St.	82 83								
214	H	Wyoming	66 73	24	N	West Virginia	60 73								

Non-Div I Games: Northern N.M. 92 44

New Mexico

■ Loss,
■ Non-Conf,
■ S Site,
■ H Home
■ A Away
N Neutral

New Mexico St.

Through Games Of Jan. 10, 2020

Average RPI Win:	298	WON-LOST	WINNING	LAST 10	STRENGTH OF	OPP. STRENGTH	TEAM	ADJ.	CONF.	ADJ CONF.
Average RPI Loss:	174	RECORD	PCT. RANK	GAMES	SCHEDULE	OF SCHEDULE	RPI	RPI	RPI	RPI
DIV. I ONLY	4- 10	274	3-7	239	300	296	296	32	32	
DIV. I NON-CONF.	2- 10	313	1-7	174	280	307	307	32	32	
TOTALS	RPI 1-25	RPI 26-50	W-L RECORDS	RPI 51-100	RPI 101-150	RPI 150+				
4- 10	0- 0	0- 1	OVERALL	0- 1	0- 1	4- 7				
2- 5	0- 0	0- 1	HOME	0- 0	0- 0	2- 4				
2- 3	0- 0	0- 0	AWAY	0- 1	0- 0	2- 2				
0- 2	0- 0	0- 0	NEUTRAL	0- 0	0- 1	0- 1				
2- 10	0- 0	0- 1	NON-CONFERENCE	0- 1	0- 1	2- 7				
1- 5	0- 0	0- 1	HOME	0- 0	0- 0	1- 4				
1- 3	0- 0	0- 0	AWAY	0- 1	0- 0	1- 2				
0- 2	0- 0	0- 0	NEUTRAL	0- 0	0- 1	0- 1				
2- 0	0- 0	0- 0	CONFERENCE	0- 0	0- 0	2- 0				
1- 0	0- 0	0- 0	HOME	0- 0	0- 0	1- 0				
1- 0	0- 0	0- 0	AWAY	0- 0	0- 0	1- 0				
0- 0	0- 0	0- 0	NEUTRAL	0- 0	0- 0	0- 0				

RPI 1-25				RPI 26-50				RPI 51-100				RPI 101+				Team's RPI: 296	
RPI	S	Opponent	Score	RPI	S	Opponent	Score	RPI	S	Opponent	Score	RPI	S	Opponent	Score		
				43	H	Arizona St.	47 70	83	A	Abilene Christian	54 67	128	N	Western Mich.	76 79		
												172	A	New Mexico	53 107		
												172	H	New Mexico	67 86		
												179	A	UTEP	45 65		
												179	H	UTEP	57 63		
												230	H	UC Riverside	58 60		
												238	H	Pepperdine	69 72		
												259	H	Weber St.	77 47		
												288	A	Denver	78 75		
												297	H	California Baptist	57 56		
												320	N	Georgia St.	51 59		
												347	A	Chicago St.	73 60		
LAST 10 Division I																	
				43	H	Arizona St.	47 70	347	A	Chicago St.	73 60						
				172	A	New Mexico	53 107	297	H	California Baptist	57 56						
				259	H	Weber St.	77 47	83	A	Abilene Christian	54 67						
				128	N	Western Mich.	76 79	179	A	UTEP	45 65						
				320	N	Georgia St.	51 59	238	H	Pepperdine	69 72						

Non-Div I Games: Western N.M. 75 56

New Mexico St.

Loss, Non-Conf, S Site, H Home A Away N Neutral

New Orleans

Through Games Of Jan. 10, 2020

Average RPI Win:	199	WON-LOST	WINNING	LAST 10	STRENGTH OF	OPP. STRENGTH	TEAM	ADJ.	CONF.	ADJ CONF.
Average RPI Loss:	120	RECORD	PCT. RANK	GAMES	SCHEDULE	OF SCHEDULE	RPI	RPI	RPI	RPI
DIV. I ONLY	5- 7	217	5-5	16	327	96	96	25	25	
DIV. I NON-CONF.	2- 5	259	2-3	17	251	132	132	23	23	
TOTALS	RPI 1-25	RPI 26-50	W-L RECORDS	RPI 51-100	RPI 101-150	RPI 150+				
5- 7	0- 0	0- 2	OVERALL	0- 2	1- 0	4- 3				
2- 2	0- 0	0- 0	HOME	0- 0	1- 0	1- 2				
3- 5	0- 0	0- 2	AWAY	0- 2	0- 0	3- 1				
0- 0	0- 0	0- 0	NEUTRAL	0- 0	0- 0	0- 0				
2- 5	0- 0	0- 2	NON-CONFERENCE	0- 1	1- 0	1- 2				
1- 1	0- 0	0- 0	HOME	0- 0	1- 0	0- 1				
1- 4	0- 0	0- 2	AWAY	0- 1	0- 0	1- 1				
0- 0	0- 0	0- 0	NEUTRAL	0- 0	0- 0	0- 0				
3- 2	0- 0	0- 0	CONFERENCE	0- 1	0- 0	3- 1				
1- 1	0- 0	0- 0	HOME	0- 0	0- 0	1- 1				
2- 1	0- 0	0- 0	AWAY	0- 1	0- 0	2- 0				
0- 0	0- 0	0- 0	NEUTRAL	0- 0	0- 0	0- 0				

RPI S	Opponent	Score	RPI S	Opponent	Score	RPI S	Opponent	Score	RPI S	Opponent	Score
37	A LSU	49 83	44	A Arkansas	52 82	82	A Iowa St.	53 71	139	H North Dakota	79 73
						83	A Abilene Christian	62 76	154	H SFA	53 50
									159	H Sam Houston St.	46 78
									177	A Lamar University	62 57
									180	H Louisiana	60 65
									254	A Texas St.	49 51
									256	A Central Ark.	49 37
									270	A Ole Miss	69 64
LAST 10 Division I											
139	H North Dakota	79 73	256	A Central Ark.	49 37						
159	H Sam Houston St.	46 78	154	H SFA	53 50						
83	A Abilene Christian	62 76	177	A Lamar University	62 57						
82	A Iowa St.	53 71	180	H Louisiana	60 65						
254	A Texas St.	49 51	270	A Ole Miss	69 64						

Non-Div I Games: Pensacola Christian91 31 Tougaloo 91 69

New Orleans

Loss, Non-Conf, S Site, H Home A Away N Neutral

Niagara

Through Games Of Jan. 10, 2020

Average RPI Win:	313	WON-LOST	WINNING	LAST 10	STRENGTH OF	OPP. STRENGTH	TEAM	ADJ.	CONF.	ADJ CONF.
Average RPI Loss:	144	RECORD	PCT. RANK	GAMES	SCHEDULE	OF SCHEDULE	RPI	RPI	RPI	RPI
DIV. I ONLY	3- 9	287	3-7	148	322	252	252	24	24	
DIV. I NON-CONF.	2- 7	288	2-5	125	320	253	253	24	24	
TOTALS	RPI 1-25	RPI 26-50	W-L RECORDS	RPI 51-100	RPI 101-150	RPI 150+				
3- 9	0- 0	0- 1	OVERALL	0- 1	0- 4	3- 3				
2- 1	0- 0	0- 0	HOME	0- 1	0- 0	2- 0				
1- 8	0- 0	0- 1	AWAY	0- 0	0- 4	1- 3				
0- 0	0- 0	0- 0	NEUTRAL	0- 0	0- 0	0- 0				
2- 7	0- 0	0- 1	NON-CONFERENCE	0- 1	0- 3	2- 2				
1- 1	0- 0	0- 0	HOME	0- 1	0- 0	1- 0				
1- 6	0- 0	0- 1	AWAY	0- 0	0- 3	1- 2				
0- 0	0- 0	0- 0	NEUTRAL	0- 0	0- 0	0- 0				
1- 2	0- 0	0- 0	CONFERENCE	0- 0	0- 1	1- 1				
1- 0	0- 0	0- 0	HOME	0- 0	0- 0	1- 0				
0- 2	0- 0	0- 0	AWAY	0- 0	0- 1	0- 1				
0- 0	0- 0	0- 0	NEUTRAL	0- 0	0- 0	0- 0				

RPI S	Opponent	Score	RPI S	Opponent	Score	RPI S	Opponent	Score	RPI S	Opponent	Score	Team's RPI: 252
			34 A Rutgers		37 87	62 H Buffalo		67 81	104 A Colgate		72 85	
									118 A Rider		75 79	
									141 A Cornell		59 82	
									149 A Binghamton		55 74	
									194 A Howard		42 91	
									220 A Manhattan		65 68	
									277 H Oakland		77 63	
									278 A St. Bonaventure		67 71	
									323 H Siena		68 61	
									338 A Coppin St.		82 67	
LAST 10 Division I												
			338 A Coppin St.		82 67	323 H Siena		68 61				
			194 A Howard		42 91	220 A Manhattan		65 68				
			104 A Colgate		72 85	118 A Rider		75 79				
			277 H Oakland		77 63	149 A Binghamton		55 74				
			141 A Cornell		59 82	34 A Rutgers		37 87				

Non-Div I Games:

Niagara

■ Loss,
 ■ Non-Conf,
 ■ S Site,
 ■ H Home
 ■ A Away
 N Neutral

Average RPI Win:	349	WON-LOST	WINNING	LAST 10	STRENGTH OF	OPP. STRENGTH	TEAM	ADJ.	CONF.	ADJ CONF.
Average RPI Loss:	139	RECORD	PCT. RANK	GAMES	SCHEDULE	OF SCHEDULE	RPI	RPI	RPI	RPI
DIV. I ONLY	1- 11	334	1-9	114	285	305	305	25	25	
DIV. I NON-CONF.	1- 6	318	1-4	69	109	258	258	23	23	
TOTALS	RPI 1-25	RPI 26-50	W-L RECORDS	RPI 51-100	RPI 101-150	RPI 150+				
1- 11	0- 1	0- 2	OVERALL	0- 2	0- 0	1- 6				
1- 2	0- 0	0- 0	HOME	0- 1	0- 0	1- 1				
0- 8	0- 1	0- 2	AWAY	0- 0	0- 0	0- 5				
0- 1	0- 0	0- 0	NEUTRAL	0- 1	0- 0	0- 0				
1- 6	0- 1	0- 2	NON-CONFERENCE	0- 1	0- 0	1- 2				
1- 0	0- 0	0- 0	HOME	0- 0	0- 0	1- 0				
0- 5	0- 1	0- 2	AWAY	0- 0	0- 0	0- 2				
0- 1	0- 0	0- 0	NEUTRAL	0- 1	0- 0	0- 0				
0- 5	0- 0	0- 0	CONFERENCE	0- 1	0- 0	0- 4				
0- 2	0- 0	0- 0	HOME	0- 1	0- 0	0- 1				
0- 3	0- 0	0- 0	AWAY	0- 0	0- 0	0- 3				
0- 0	0- 0	0- 0	NEUTRAL	0- 0	0- 0	0- 0				

RPI 1-25				RPI 26-50				RPI 51-100				RPI 101+				Team's RPI: 305	
RPI	S	Opponent	Score	RPI	S	Opponent	Score	RPI	S	Opponent	Score	RPI	S	Opponent	Score		
10	A	Indiana	47 111	37	A	LSU	32 63	72	N	North Florida	61 64	151	A	Rice	47 71		
				38	A	TCU	47 72	83	H	Abilene Christian	84 95	159	A	Sam Houston St.	71 87		
												177	H	Lamar University	78 84		
												213	A	Jacksonville	55 72		
												247	A	A&M-Corpus Christi	49 55		
												340	A	Incarnate Word	51 53		
												349	H	La.-Monroe	74 59		
LAST 10 Division I																	
				83	H	Abilene Christian	84 95	177	H	Lamar University	78 84						
				247	A	A&M-Corpus Christi	49 55	159	A	Sam Houston St.	71 87						
				349	H	La.-Monroe	74 59	340	A	Incarnate Word	51 53						
				37	A	LSU	32 63	213	A	Jacksonville	55 72						
				72	N	North Florida	61 64	38	A	TCU	47 72						

Non-Div I Games: Southern-N.O. 94 61 Paul Quinn 101 68

Nicholls St.

■ Loss,
 ■ Non-Conf,
 ■ S Site,
 ■ Home
 ■ A Away
 N Neutral

Average RPI Win:	209	WON-LOST	WINNING	LAST 10	STRENGTH OF	OPP. STRENGTH	TEAM	ADJ.	CONF.	ADJ CONF.
Average RPI Loss:	149	RECORD	PCT. RANK	GAMES	SCHEDULE	OF SCHEDULE	RPI	RPI	RPI	RPI
DIV. I ONLY	7- 7	162	6-4	196	234	187	187	30	30	
DIV. I NON-CONF.	5- 7	205	4-4	154	233	195	195	31	31	
TOTALS	RPI 1-25	RPI 26-50	W-L RECORDS	RPI 51-100	RPI 101-150	RPI 150+				
7- 7	0- 1	0- 0	OVERALL	1- 1	1- 2	5- 3				
3- 3	0- 0	0- 0	HOME	0- 1	1- 1	2- 1				
3- 3	0- 0	0- 0	AWAY	0- 0	0- 1	3- 2				
1- 1	0- 1	0- 0	NEUTRAL	1- 0	0- 0	0- 0				
5- 7	0- 1	0- 0	NON-CONFERENCE	1- 1	0- 2	4- 3				
2- 3	0- 0	0- 0	HOME	0- 1	0- 1	2- 1				
2- 3	0- 0	0- 0	AWAY	0- 0	0- 1	2- 2				
1- 1	0- 1	0- 0	NEUTRAL	1- 0	0- 0	0- 0				
2- 0	0- 0	0- 0	CONFERENCE	0- 0	1- 0	1- 0				
1- 0	0- 0	0- 0	HOME	0- 0	1- 0	0- 0				
1- 0	0- 0	0- 0	AWAY	0- 0	0- 0	1- 0				
0- 0	0- 0	0- 0	NEUTRAL	0- 0	0- 0	0- 0				

RPI S	Opponent	Score	RPI S	Opponent	Score	RPI S	Opponent	Score	RPI S	Opponent	Score	Team's RPI: 187
24 N	West Virginia	55 72				72 N	North Florida	57 54	112 A	Richmond	69 77	
						93 H	Liberty	48 67	147 H	Bethune-Cookman	61 51	
									148 H	Robert Morris	62 69	
									155 A	Hampton	77 56	
									161 A	William & Mary	56 65	
									202 H	La Salle	52 55	
									213 A	Jacksonville	71 64	
									251 H	Longwood	49 46	
									286 H	High Point	72 58	
									300 A	Marshall	69 75	
									338 A	Coppin St.	85 48	
LAST 10 Division I												
161 A	William & Mary	56 65	338 A	Coppin St.	85 48							
148 H	Robert Morris	62 69	147 H	Bethune-Cookman	61 51							
24 N	West Virginia	55 72	112 A	Richmond	69 77							
155 A	Hampton	77 56	213 A	Jacksonville	71 64							
251 H	Longwood	49 46	72 N	North Florida	57 54							

Non-Div I Games: Virginia-Lynchburg 123 48

Norfolk St.

Average RPI Win:	266	WON-LOST	WINNING	LAST 10	STRENGTH OF	OPP. STRENGTH	TEAM	ADJ.	CONF.	ADJ CONF.
Average RPI Loss:	79	RECORD	PCT. RANK	GAMES	SCHEDULE	OF SCHEDULE	RPI	RPI	RPI	RPI
DIV. I ONLY	9- 3	55	8-2	346	184	191	191	15	15	
DIV. I NON-CONF.	7- 3	80	6-2	347	214	237	237	13	13	
TOTALS	RPI 1-25	RPI 26-50	W-L RECORDS	RPI 51-100	RPI 101-150	RPI 150+				
9- 3	0- 1	0- 0	OVERALL	1- 1	0- 1	8- 0				
3- 1	0- 0	0- 0	HOME	1- 0	0- 1	2- 0				
2- 2	0- 1	0- 0	AWAY	0- 1	0- 0	2- 0				
4- 0	0- 0	0- 0	NEUTRAL	0- 0	0- 0	4- 0				
7- 3	0- 1	0- 0	NON-CONFERENCE	0- 1	0- 1	7- 0				
1- 1	0- 0	0- 0	HOME	0- 0	0- 1	1- 0				
2- 2	0- 1	0- 0	AWAY	0- 1	0- 0	2- 0				
4- 0	0- 0	0- 0	NEUTRAL	0- 0	0- 0	4- 0				
2- 0	0- 0	0- 0	CONFERENCE	1- 0	0- 0	1- 0				
2- 0	0- 0	0- 0	HOME	1- 0	0- 0	1- 0				
0- 0	0- 0	0- 0	AWAY	0- 0	0- 0	0- 0				
0- 0	0- 0	0- 0	NEUTRAL	0- 0	0- 0	0- 0				

RPI	S	Opponent	Score	RPI	S	Opponent	Score	RPI	S	Opponent	Score	RPI	S	Opponent	Score	Team's RPI: 191
11	A	Iowa	81 86					72	H	North Florida	54 51	143	H	Samford	63 79	
								82	A	Iowa St.	72 80	213	H	Jacksonville	76 65	
												235	N	UC Irvine	88 60	
												265	N	Alabama A&M	80 65	
												275	A	Alabama St.	81 60	
												303	N	SIUE	85 67	
												336	A	Tennessee St.	88 63	
												345	N	South Carolina St.	99 46	
												350	H	Mississippi Val.	86 60	
LAST 10 Division I																
345	N	South Carolina St.	99 46	213	H	Jacksonville	76 65									
303	N	SIUE	85 67	72	H	North Florida	54 51									
275	A	Alabama St.	81 60	82	A	Iowa St.	72 80									
235	N	UC Irvine	88 60	143	H	Samford	63 79									
265	N	Alabama A&M	80 65	336	A	Tennessee St.	88 63									

Non-Div I Games: Virginia-Lynchburg 128 26 Oakwood 120 38

North Ala.

Loss, Non-Conf, S Site, H Home A Away N Neutral

North Carolina

Through Games Of Jan. 10, 2020

Average RPI Win:	189	WON-LOST	WINNING	LAST 10	STRENGTH OF	OPP. STRENGTH	TEAM	ADJ.	CONF.	ADJ CONF.
Average RPI Loss:	55	RECORD	PCT. RANK	GAMES	SCHEDULE	OF SCHEDULE	RPI	RPI	RPI	RPI
DIV. I ONLY	12- 3	39	7-3	240	16	77	77	3	3	
DIV. I NON-CONF.	9- 2	40	4-2	306	50	122	122	2	2	
TOTALS	RPI 1-25	RPI 26-50	W-L RECORDS	RPI 51-100	RPI 101-150	RPI 150+				
12- 3	1- 0	1- 1	OVERALL	2- 2	1- 0	7- 0				
8- 1	1- 0	0- 0	HOME	1- 1	1- 0	5- 0				
1- 2	0- 0	1- 1	AWAY	0- 1	0- 0	0- 0				
3- 0	0- 0	0- 0	NEUTRAL	1- 0	0- 0	2- 0				
9- 2	0- 0	0- 0	NON-CONFERENCE	2- 2	1- 0	6- 0				
6- 1	0- 0	0- 0	HOME	1- 1	1- 0	4- 0				
0- 1	0- 0	0- 0	AWAY	0- 1	0- 0	0- 0				
3- 0	0- 0	0- 0	NEUTRAL	1- 0	0- 0	2- 0				
3- 1	1- 0	1- 1	CONFERENCE	0- 0	0- 0	1- 0				
2- 0	1- 0	0- 0	HOME	0- 0	0- 0	1- 0				
1- 1	0- 0	1- 1	AWAY	0- 0	0- 0	0- 0				
0- 0	0- 0	0- 0	NEUTRAL	0- 0	0- 0	0- 0				

RPI S	Opponent	Score	RPI S	Opponent	Score	RPI S	Opponent	Score	RPI S	Opponent	Score
15	H NC State	66 60	26	A Virginia Tech	70 76	55	H Yale	63 66	140	H Illinois	85 60
			33	A Virginia	65 47	56	N Temple	71 58	167	N Missouri	82 69
						85	A Alabama	77 83	221	N UNCW	85 45
						90	H Elon	76 46	273	H Navy	80 40
									285	H Pittsburgh	70 62
									307	H N.C. Central	92 53
									333	H Western Caro.	92 55
									344	H Charleston So.	85 54
LAST 10 Division I											
285	H Pittsburgh	70 62	15	H NC State	66 60						
55	H Yale	63 66	26	A Virginia Tech	70 76						
221	N UNCW	85 45	33	A Virginia	65 47						
85	A Alabama	77 83	140	H Illinois	85 60						
307	H N.C. Central	92 53	167	N Missouri	82 69						

Non-Div I Games:

North Carolina

Loss, Non-Conf, S Site, H Home A Away N Neutral

North Dakota

Through Games Of Jan. 10, 2020

Average RPI Win:	271	WON-LOST	WINNING	LAST 10	STRENGTH OF	OPP. STRENGTH	TEAM	ADJ.	CONF.	ADJ CONF.
Average RPI Loss:	102	RECORD	PCT. RANK	GAMES	SCHEDULE	OF SCHEDULE	RPI	RPI	RPI	RPI
DIV. I ONLY	10- 4	64	7-3	311	224	139	139	19	19	
DIV. I NON-CONF.	7- 4	100	4-3	266	242	133	133	19	19	
TOTALS	RPI 1-25	RPI 26-50	W-L RECORDS	RPI 51-100	RPI 101-150	RPI 150+				
10- 4	0- 0	0- 1	OVERALL	0- 2	0- 0	10- 1				
4- 1	0- 0	0- 0	HOME	0- 1	0- 0	4- 0				
6- 3	0- 0	0- 1	AWAY	0- 1	0- 0	6- 1				
0- 0	0- 0	0- 0	NEUTRAL	0- 0	0- 0	0- 0				
7- 4	0- 0	0- 1	NON-CONFERENCE	0- 2	0- 0	7- 1				
2- 1	0- 0	0- 0	HOME	0- 1	0- 0	2- 0				
5- 3	0- 0	0- 1	AWAY	0- 1	0- 0	5- 1				
0- 0	0- 0	0- 0	NEUTRAL	0- 0	0- 0	0- 0				
3- 0	0- 0	0- 0	CONFERENCE	0- 0	0- 0	3- 0				
2- 0	0- 0	0- 0	HOME	0- 0	0- 0	2- 0				
1- 0	0- 0	0- 0	AWAY	0- 0	0- 0	1- 0				
0- 0	0- 0	0- 0	NEUTRAL	0- 0	0- 0	0- 0				

RPI S	Opponent	Score	RPI S	Opponent	Score	RPI S	Opponent	Score	RPI S	Opponent	Score	Team's RPI: 139
40	A Arizona	42 74	89	H Illinois St.	58 66	165	H Valparaiso	65 63	182	A SMU	51 66	
			96	A New Orleans	73 79	192	H Rhode Island	67 61	234	A Milwaukee	66 58	
						258	A Grand Canyon	78 76	274	H Omaha	63 57	
						288	A Denver	90 82	289	A Ga. Southern	69 56	
						324	H Purdue Fort Wayne	91 85	344	A Charleston So.	73 57	
						345	A South Carolina St.	95 53				
LAST 10 Division I												
96	A New Orleans	73 79	274	H Omaha	63 57							
234	A Milwaukee	66 58	324	H Purdue Fort Wayne	91 85							
182	A SMU	51 66	288	A Denver	90 82							
344	A Charleston So.	73 57	89	H Illinois St.	58 66							
345	A South Carolina St.	95 53	289	A Ga. Southern	69 56							

Non-Div I Games: Northland 118 35 Mayville St. 83 52

North Dakota

Loss, Non-Conf, S Site, H Home A Away N Neutral

Average RPI Win:	321	WON-LOST	WINNING	LAST 10	STRENGTH OF	OPP. STRENGTH	TEAM	ADJ.	CONF.	ADJ CONF.
Average RPI Loss:	159	RECORD	PCT. RANK	GAMES	SCHEDULE	OF SCHEDULE	RPI	RPI	RPI	RPI
DIV. I ONLY	1- 12	339	1-9	217	173	319	319	19	19	
DIV. I NON-CONF.	1- 9	326	1-6	127	163	294	294	19	19	
TOTALS	RPI 1-25	RPI 26-50	W-L RECORDS	RPI 51-100	RPI 101-150	RPI 150+				
1- 12	0- 1	0- 1	OVERALL	0- 1	0- 2	1- 7				
0- 6	0- 0	0- 0	HOME	0- 1	0- 1	0- 4				
1- 6	0- 1	0- 1	AWAY	0- 0	0- 1	1- 3				
0- 0	0- 0	0- 0	NEUTRAL	0- 0	0- 0	0- 0				
1- 9	0- 1	0- 1	NON-CONFERENCE	0- 1	0- 2	1- 4				
0- 5	0- 0	0- 0	HOME	0- 1	0- 1	0- 3				
1- 4	0- 1	0- 1	AWAY	0- 0	0- 1	1- 1				
0- 0	0- 0	0- 0	NEUTRAL	0- 0	0- 0	0- 0				
0- 3	0- 0	0- 0	CONFERENCE	0- 0	0- 0	0- 3				
0- 1	0- 0	0- 0	HOME	0- 0	0- 0	0- 1				
0- 2	0- 0	0- 0	AWAY	0- 0	0- 0	0- 2				
0- 0	0- 0	0- 0	NEUTRAL	0- 0	0- 0	0- 0				

RPI 1-25				RPI 26-50				RPI 51-100				RPI 101+ Team's RPI: 319			
RPI	S	Opponent	Score	RPI	S	Opponent	Score	RPI	S	Opponent	Score	RPI	S	Opponent	Score
13	A	Creighton	59 70	39	A	UNI	63 95	82	H	Iowa St.	58 86	101	H	Wisconsin	63 64
												110	A	Bradley	64 70
												165	H	Valparaiso	54 66
												186	H	Northern Ill.	68 74
												204	A	Northeastern	61 72
												214	H	Wyoming	57 66
												236	H	Western Ill.	78 79
												272	A	Oral Roberts	62 70
												288	A	Denver	82 91
												321	A	New Hampshire	67 61
LAST 10 Division I															
101	H	Wisconsin	63 64	272	A	Oral Roberts	62 70								
110	A	Bradley	64 70	236	H	Western Ill.	78 79								
321	A	New Hampshire	67 61	288	A	Denver	82 91								
204	A	Northeastern	61 72	82	H	Iowa St.	58 86								
214	H	Wyoming	57 66	13	A	Creighton	59 70								

Non-Div I Games: Waldorf 92 26 Mayville St. 97 59

North Dakota St.

North Florida

Through Games Of Jan. 10, 2020

Average RPI Win:	226	WON-LOST	WINNING	LAST 10	STRENGTH OF	OPP. STRENGTH	TEAM	ADJ.	CONF.	ADJ CONF.
Average RPI Loss:	86	RECORD	PCT. RANK	GAMES	SCHEDULE	OF SCHEDULE	RPI	RPI	RPI	RPI
DIV. I ONLY	6- 7	192	5-5	36	198	72	72	15	15	
DIV. I NON-CONF.	5- 6	187	4-4	41	119	76	76	13	13	
TOTALS	RPI 1-25	RPI 26-50	W-L RECORDS	RPI 51-100	RPI 101-150	RPI 150+				
6- 7	0- 2	0- 1	OVERALL	1- 1	1- 1	4- 2				
1- 0	0- 0	0- 0	HOME	1- 0	0- 0	0- 0				
3- 5	0- 2	0- 1	AWAY	0- 0	0- 1	3- 1				
2- 2	0- 0	0- 0	NEUTRAL	0- 1	1- 0	1- 1				
5- 6	0- 2	0- 1	NON-CONFERENCE	1- 1	1- 1	3- 1				
1- 0	0- 0	0- 0	HOME	1- 0	0- 0	0- 0				
2- 4	0- 2	0- 1	AWAY	0- 0	0- 1	2- 0				
2- 2	0- 0	0- 0	NEUTRAL	0- 1	1- 0	1- 1				
1- 1	0- 0	0- 0	CONFERENCE	0- 0	0- 0	1- 1				
0- 0	0- 0	0- 0	HOME	0- 0	0- 0	0- 0				
1- 1	0- 0	0- 0	AWAY	0- 0	0- 0	1- 1				
0- 0	0- 0	0- 0	NEUTRAL	0- 0	0- 0	0- 0				

RPI S	Opponent	Score	RPI S	Opponent	Score	RPI S	Opponent	Score	RPI S	Opponent	Score
10 A	Indiana	45 72	31 A	Miami (FL)	55 78	67 N	Marist	54 69	101 A	Wisconsin	62 75
16 A	Florida St.	41 70				100 H	Holy Cross	80 60	118 N	Rider	80 70
									187 N	Norfolk St.	54 57
									191 A	North Ala.	51 54
									250 A	Kennesaw St.	64 55
									265 A	Alabama A&M	73 64
									305 N	Nicholls St.	64 61
									315 A	FIU	64 49
LAST 10 Division I											
16 A	Florida St.	41 70	250 A	Kennesaw St.	64 55						
10 A	Indiana	45 72	191 A	North Ala.	51 54						
305 N	Nicholls St.	64 61	100 H	Holy Cross	80 60						
187 N	Norfolk St.	54 57	67 N	Marist	54 69						
118 N	Rider	80 70	265 A	Alabama A&M	73 64						

Non-Div I Games: Warner 110 46 Edward Waters 80 51

North Florida

Loss, Non-Conf, S Site, H Home A Away N Neutral

North Texas

Through Games Of Jan. 10, 2020

Average RPI Win:	213	WON-LOST	WINNING	LAST 10	STRENGTH OF	OPP. STRENGTH	TEAM	ADJ.	CONF.	ADJ CONF.
Average RPI Loss:	169	RECORD	PCT. RANK	GAMES	SCHEDULE	OF SCHEDULE	RPI	RPI	RPI	RPI
DIV. I ONLY	5- 7	217	4-6	235	252	255	255	13	13	
DIV. I NON-CONF.	4- 5	195	3-4	207	231	222	222	15	15	
TOTALS	RPI 1-25	RPI 26-50	W-L RECORDS	RPI 51-100	RPI 101-150	RPI 150+				
5- 7	0- 1	1- 0	OVERALL	0- 2	0- 1	4- 3				
4- 2	0- 0	1- 0	HOME	0- 0	0- 1	3- 1				
1- 3	0- 0	0- 0	AWAY	0- 1	0- 0	1- 2				
0- 2	0- 1	0- 0	NEUTRAL	0- 1	0- 0	0- 0				
4- 5	0- 1	0- 0	NON-CONFERENCE	0- 2	0- 1	4- 1				
3- 1	0- 0	0- 0	HOME	0- 0	0- 1	3- 0				
1- 2	0- 0	0- 0	AWAY	0- 1	0- 0	1- 1				
0- 2	0- 1	0- 0	NEUTRAL	0- 1	0- 0	0- 0				
1- 2	0- 0	1- 0	CONFERENCE	0- 0	0- 0	0- 2				
1- 1	0- 0	1- 0	HOME	0- 0	0- 0	0- 1				
0- 1	0- 0	0- 0	AWAY	0- 0	0- 0	0- 1				
0- 0	0- 0	0- 0	NEUTRAL	0- 0	0- 0	0- 0				

RPI 1-25				RPI 26-50				RPI 51-100				RPI 101+				Team's RPI: 255	
RPI	S	Opponent	Score	RPI	S	Opponent	Score	RPI	S	Opponent	Score	RPI	S	Opponent	Score		
15	N	NC State	65 76	49	H	Western Ky.	61 54	71	A	CSU Bakersfield	52 61	115	H	UT Arlington	49 68		
								76	N	Texas	57 63	166	A	Hawaii	66 60		
												180	H	Louisiana	69 66		
												293	A	Utah St.	55 66		
												300	H	Marshall	59 68		
												315	A	FIU	56 58		
												322	H	Alcorn	67 31		
												349	H	La.-Monroe	63 51		
LAST 10 Division I																	
				349	H	La.-Monroe	63 51	315	A	FIU	56 58						
				293	A	Utah St.	55 66	300	H	Marshall	59 68						
				180	H	Louisiana	69 66	49	H	Western Ky.	61 54						
				15	N	NC State	65 76	166	A	Hawaii	66 60						
				76	N	Texas	57 63	71	A	CSU Bakersfield	52 61						

Non-Div I Games: Mid-Amer. Christian59 61 Xavier (LA) 68 31 Tex. A&M-Texarkana 114 54

North Texas

Loss, Non-Conf, S Site, H Home A Away N Neutral

Northeastern

Through Games Of Jan. 10, 2020

Average RPI Win:	276	WON-LOST	WINNING	LAST 10	STRENGTH OF	OPP. STRENGTH	TEAM	ADJ.	CONF.	ADJ CONF.
Average RPI Loss:	84	RECORD	PCT. RANK	GAMES	SCHEDULE	OF SCHEDULE	RPI	RPI	RPI	RPI
DIV. I ONLY	5- 8	226	5-5	153	159	204	204	14	14	
DIV. I NON-CONF.	4- 7	225	4-4	130	162	191	191	14	14	
TOTALS	RPI 1-25	RPI 26-50	W-L RECORDS	RPI 51-100	RPI 101-150	RPI 150+				
5- 8	0- 1	0- 2	OVERALL	0- 2	1- 2	4- 1				
3- 3	0- 0	0- 1	HOME	0- 1	0- 1	3- 0				
2- 5	0- 1	0- 1	AWAY	0- 1	1- 1	1- 1				
0- 0	0- 0	0- 0	NEUTRAL	0- 0	0- 0	0- 0				
4- 7	0- 1	0- 2	NON-CONFERENCE	0- 1	1- 2	3- 1				
2- 3	0- 0	0- 1	HOME	0- 1	0- 1	2- 0				
2- 4	0- 1	0- 1	AWAY	0- 0	1- 1	1- 1				
0- 0	0- 0	0- 0	NEUTRAL	0- 0	0- 0	0- 0				
1- 1	0- 0	0- 0	CONFERENCE	0- 1	0- 0	1- 0				
1- 0	0- 0	0- 0	HOME	0- 0	0- 0	1- 0				
0- 1	0- 0	0- 0	AWAY	0- 1	0- 0	0- 0				
0- 0	0- 0	0- 0	NEUTRAL	0- 0	0- 0	0- 0				

RPI 1-25				RPI 26-50				RPI 51-100				RPI 101+ Team's RPI: 204			
RPI	S	Opponent	Score	RPI	S	Opponent	Score	RPI	S	Opponent	Score	RPI	S	Opponent	Score
14	A	Oregon	47 89	35	A	Central Mich.	63 79	55	H	Yale	63 78	119	H	Dayton	60 71
				41	H	South Dakota	76 80	70	A	Drexel	41 50	132	A	Harvard	46 44
												138	A	Fordham	58 74
												203	A	Boston U.	56 72
												260	A	Maine	66 58
												319	H	North Dakota St.	72 61
												327	H	Hofstra	74 51
												342	H	Hartford	60 47
LAST 10 Division I															
260	A	Maine	66 58	70	A	Drexel	41 50								
342	H	Hartford	60 47	327	H	Hofstra	74 51								
132	A	Harvard	46 44	203	A	Boston U.	56 72								
319	H	North Dakota St.	72 61	55	H	Yale	63 78								
35	A	Central Mich.	63 79	138	A	Fordham	58 74								

Non-Div I Games:

Northeastern

■ Loss,
 ■ Non-Conf, S Site,
 ■ Home
 ■ Away
 N Neutral

Average RPI Win:	289	WON-LOST	WINNING	LAST 10	STRENGTH OF	OPP. STRENGTH	TEAM	ADJ.	CONF.	ADJ CONF.
Average RPI Loss:	163	RECORD	PCT. RANK	GAMES	SCHEDULE	OF SCHEDULE	RPI	RPI	RPI	RPI
DIV. I ONLY	5- 8	226	4-6	265	282	264	264	22	22	
DIV. I NON-CONF.	3- 6	235	2-4	175	297	228	228	18	18	
TOTALS	RPI 1-25	RPI 26-50	W-L RECORDS	RPI 51-100	RPI 101-150	RPI 150+				
5- 8	0- 1	0- 0	OVERALL	0- 0	0- 2	5- 5				
2- 3	0- 0	0- 0	HOME	0- 0	0- 1	2- 2				
2- 4	0- 0	0- 0	AWAY	0- 0	0- 1	2- 3				
1- 1	0- 1	0- 0	NEUTRAL	0- 0	0- 0	1- 0				
3- 6	0- 1	0- 0	NON-CONFERENCE	0- 0	0- 1	3- 4				
1- 1	0- 0	0- 0	HOME	0- 0	0- 0	1- 1				
1- 4	0- 0	0- 0	AWAY	0- 0	0- 1	1- 3				
1- 1	0- 1	0- 0	NEUTRAL	0- 0	0- 0	1- 0				
2- 2	0- 0	0- 0	CONFERENCE	0- 0	0- 1	2- 1				
1- 2	0- 0	0- 0	HOME	0- 0	0- 1	1- 1				
1- 0	0- 0	0- 0	AWAY	0- 0	0- 0	1- 0				
0- 0	0- 0	0- 0	NEUTRAL	0- 0	0- 0	0- 0				

RPI S	Opponent	Score	RPI S	Opponent	Score	RPI S	Opponent	Score	RPI S	Opponent	Score	Team's RPI: 264
2 N	Oregon St.	57 91							123 A	Fresno St.	66 83	
									136 H	Montana St.	64 72	
									151 A	Rice	57 71	
									172 A	New Mexico	76 83	
									173 H	Montana	71 79	
									195 N	San Jose St.	67 64	
									248 H	UC Davis	61 71	
									259 A	Weber St.	88 82	
									297 A	California Baptist	79 98	
									304 A	Houston Baptist	79 62	
									334 H	Seattle U	88 80	
									351 H	Sacramento St.	114 107	
LAST 10 Division I												
			173 H	Montana	71 79		351 H	Sacramento St.	114 107			
			195 N	San Jose St.	67 64		259 A	Weber St.	88 82			
			2 N	Oregon St.	57 91		136 H	Montana St.	64 72			
			248 H	UC Davis	61 71		151 A	Rice	57 71			
			304 A	Houston Baptist	79 62		123 A	Fresno St.	66 83			

Non-Div I Games:

Northern Ariz.

■ Loss,
 ■ Non-Conf, S Site,
 ■ Home
 ■ Away
 N Neutral

Average RPI Win:	218	WON-LOST	WINNING	LAST 10	STRENGTH OF	OPP. STRENGTH	TEAM	ADJ.	CONF.	ADJ CONF.
Average RPI Loss:	162	RECORD	PCT. RANK	GAMES	SCHEDULE	OF SCHEDULE	RPI	RPI	RPI	RPI
DIV. I ONLY	6- 7	192	6-4	193	150	174	174	22	22	
DIV. I NON-CONF.	4- 5	195	4-2	180	104	151	151	18	18	
TOTALS	RPI 1-25	RPI 26-50	W-L RECORDS	RPI 51-100	RPI 101-150	RPI 150+				
6- 7	0- 2	0- 0	OVERALL	0- 0	0- 1	6- 4				
2- 3	0- 0	0- 0	HOME	0- 0	0- 0	2- 3				
4- 4	0- 2	0- 0	AWAY	0- 0	0- 1	4- 1				
0- 0	0- 0	0- 0	NEUTRAL	0- 0	0- 0	0- 0				
4- 5	0- 2	0- 0	NON-CONFERENCE	0- 0	0- 0	4- 3				
1- 2	0- 0	0- 0	HOME	0- 0	0- 0	1- 2				
3- 3	0- 2	0- 0	AWAY	0- 0	0- 0	3- 1				
0- 0	0- 0	0- 0	NEUTRAL	0- 0	0- 0	0- 0				
2- 2	0- 0	0- 0	CONFERENCE	0- 0	0- 1	2- 1				
1- 1	0- 0	0- 0	HOME	0- 0	0- 0	1- 1				
1- 1	0- 0	0- 0	AWAY	0- 0	0- 1	1- 0				
0- 0	0- 0	0- 0	NEUTRAL	0- 0	0- 0	0- 0				

RPI	S	Opponent	Score	RPI	S	Opponent	Score	RPI	S	Opponent	Score	RPI	S	Opponent	Score	Team's RPI: 174
6	A	UCLA	58 92					136	A	Montana St.	58 91					
7	A	Stanford	36 90					173	A	Montana	67 58					
								182	A	SMU	61 52					
								199	H	Portland St.	77 58					
								208	H	San Francisco	83 90					
								214	A	Wyoming	46 44					
								224	A	Chattanooga	59 42					
								233	H	Colorado St.	58 75					
								259	H	Weber St.	60 65					
								288	A	Denver	55 74					
								316	H	Air Force	72 62					
LAST 10 Division I																
199	H	Portland St.	77 58	259	H	Weber St.	60 65									
214	A	Wyoming	46 44	173	A	Montana	67 58									
288	A	Denver	55 74	136	A	Montana St.	58 91									
224	A	Chattanooga	59 42	316	H	Air Force	72 62									
6	A	UCLA	58 92	182	A	SMU	61 52									

Non-Div I Games:

Northern Colo.

■ Loss,
 ■ Non-Conf, S Site,
 ■ Home
 ■ Away
 N Neutral

Average RPI Win:	241	WON-LOST	WINNING	LAST 10	STRENGTH OF	OPP. STRENGTH	TEAM	ADJ.	CONF.	ADJ CONF.
Average RPI Loss:	101	RECORD	PCT. RANK	GAMES	SCHEDULE	OF SCHEDULE	RPI	RPI	RPI	RPI
DIV. I ONLY	4- 9	261	2-8	76	227	186	186	10	10	
DIV. I NON-CONF.	4- 7	225	2-6	73	225	165	165	10	10	
TOTALS	RPI 1-25	RPI 26-50	W-L RECORDS	RPI 51-100	RPI 101-150	RPI 150+				
4- 9	0- 1	0- 2	OVERALL	0- 2	0- 2	4- 2				
1- 3	0- 0	0- 1	HOME	0- 1	0- 1	1- 0				
2- 5	0- 1	0- 0	AWAY	0- 1	0- 1	2- 2				
1- 1	0- 0	0- 1	NEUTRAL	0- 0	0- 0	1- 0				
4- 7	0- 1	0- 2	NON-CONFERENCE	0- 2	0- 1	4- 1				
1- 3	0- 0	0- 1	HOME	0- 1	0- 1	1- 0				
2- 3	0- 1	0- 0	AWAY	0- 1	0- 0	2- 1				
1- 1	0- 0	0- 1	NEUTRAL	0- 0	0- 0	1- 0				
0- 2	0- 0	0- 0	CONFERENCE	0- 0	0- 1	0- 1				
0- 0	0- 0	0- 0	HOME	0- 0	0- 0	0- 0				
0- 2	0- 0	0- 0	AWAY	0- 0	0- 1	0- 1				
0- 0	0- 0	0- 0	NEUTRAL	0- 0	0- 0	0- 0				

RPI 1-25				RPI 26-50				RPI 51-100				RPI 101+ Team's RPI: 186			
RPI	S	Opponent	Score	RPI	S	Opponent	Score	RPI	S	Opponent	Score	RPI	S	Opponent	Score
23	A	Purdue	63 68	28	H	Drake	49 73	78	H	Southern Ill.	61 80	116	A	Ohio	67 87
				41	N	South Dakota	48 91	89	A	Illinois St.	66 69	132	H	Harvard	53 59
												160	N	Tennessee Tech	82 74
												170	A	Miami (OH)	64 66
												233	A	Colorado St.	80 75
												234	A	Milwaukee	65 78
												253	H	Eastern Ill.	61 48
												319	A	North Dakota St.	74 68
LAST 10 Division I															
78	H	Southern Ill.	61 80	170	A	Miami (OH)	64 66								
253	H	Eastern Ill.	61 48	116	A	Ohio	67 87								
234	A	Milwaukee	65 78	28	H	Drake	49 73								
41	N	South Dakota	48 91	23	A	Purdue	63 68								
160	N	Tennessee Tech	82 74	89	A	Illinois St.	66 69								

Non-Div I Games:

Northern Ill.

■ Loss,
 ■ Non-Conf,
 S Site,
 ■ Home
 ■ Away
 N Neutral

Average RPI Win:	268	WON-LOST	WINNING	LAST 10	STRENGTH OF	OPP. STRENGTH	TEAM	ADJ.	CONF.	ADJ CONF.
Average RPI Loss:	131	RECORD	PCT. RANK	GAMES	SCHEDULE	OF SCHEDULE	RPI	RPI	RPI	RPI
DIV. I ONLY	8- 8	162	6-4	274	182	212	212	17	17	
DIV. I NON-CONF.	6- 5	151	4-1	310	180	231	231	17	17	
TOTALS	RPI 1-25	RPI 26-50	W-L RECORDS	RPI 51-100	RPI 101-150	RPI 150+				
8- 8	0- 1	0- 0	OVERALL	0- 3	0- 0	8- 4				
4- 3	0- 1	0- 0	HOME	0- 1	0- 0	4- 1				
3- 5	0- 0	0- 0	AWAY	0- 2	0- 0	3- 3				
1- 0	0- 0	0- 0	NEUTRAL	0- 0	0- 0	1- 0				
6- 5	0- 1	0- 0	NON-CONFERENCE	0- 2	0- 0	6- 2				
3- 2	0- 1	0- 0	HOME	0- 1	0- 0	3- 0				
2- 3	0- 0	0- 0	AWAY	0- 1	0- 0	2- 2				
1- 0	0- 0	0- 0	NEUTRAL	0- 0	0- 0	1- 0				
2- 3	0- 0	0- 0	CONFERENCE	0- 1	0- 0	2- 2				
1- 1	0- 0	0- 0	HOME	0- 0	0- 0	1- 1				
1- 2	0- 0	0- 0	AWAY	0- 1	0- 0	1- 1				
0- 0	0- 0	0- 0	NEUTRAL	0- 0	0- 0	0- 0				

RPI 1-25				RPI 26-50				RPI 51-100				RPI 101+ Team's RPI: 212			
RPI	S	Opponent	Score	RPI	S	Opponent	Score	RPI	S	Opponent	Score	RPI	S	Opponent	Score
5	H	Louisville	57 85					68	A	IUPUI	61 89	153	A	Green Bay	44 65
								69	H	Saint Louis	42 67	168	H	Cleveland St.	68 73
								80	A	Belmont	45 62	185	H	Youngstown St.	75 56
												234	A	Milwaukee	61 49
												245	A	Lipscomb	69 71
												256	H	Central Ark.	72 56
												257	A	Eastern Ky.	62 69
												274	H	Omaha	57 40
												280	A	Indiana St.	70 68
												294	H	Wofford	80 72
												308	N	Jacksonville St.	66 63
												315	A	FIU	67 45
LAST 10 Division I															
234	A	Milwaukee	61 49	68	A	IUPUI	61 89								
153	A	Green Bay	44 65	168	H	Cleveland St.	68 73								
294	H	Wofford	80 72	185	H	Youngstown St.	75 56								
280	A	Indiana St.	70 68	315	A	FIU	67 45								
5	H	Louisville	57 85	308	N	Jacksonville St.	66 63								

Non-Div I Games:

Northern Ky.

■ Loss,
 ■ Non-Conf, S Site,
 ■ Home
 ■ Away
 N Neutral

Northwestern

Through Games Of Jan. 10, 2020

Non-Conference				Through Games of Jan. 10, 1910						
Average RPI Win:	130	WON-LOST	WINNING	LAST 10	STRENGTH OF	OPP. STRENGTH	TEAM	ADJ.	CONF.	ADJ CONF.
Average RPI Loss:	10	RECORD	PCT. RANK	GAMES	SCHEDULE	OF SCHEDULE	RPI	RPI	RPI	RPI
DIV. I ONLY	13- 2	21	8-2	30	14	17	17	2	2	
DIV. I NON-CONF.	10- 1	19	5-1	96	33	24	24	3	3	
<hr/>										
TOTALS	RPI 1-25		RPI 26-50		W-L RECORDS		RPI 51-100		RPI 101-150	RPI 150+
13- 2	0- 2		3- 0		OVERALL		2- 0		3- 0	5- 0
7- 2	0- 2		1- 0		HOME		1- 0		2- 0	3- 0
4- 0	0- 0		2- 0		AWAY		1- 0		1- 0	0- 0
2- 0	0- 0		0- 0		NEUTRAL		0- 0		0- 0	2- 0
10- 1	0- 1		2- 0		NON-CONFERENCE		1- 0		2- 0	5- 0
6- 1	0- 1		0- 0		HOME		1- 0		2- 0	3- 0
2- 0	0- 0		2- 0		AWAY		0- 0		0- 0	0- 0
2- 0	0- 0		0- 0		NEUTRAL		0- 0		0- 0	2- 0
3- 1	0- 1		1- 0		CONFERENCE		1- 0		1- 0	0- 0
1- 1	0- 1		1- 0		HOME		0- 0		0- 0	0- 0
2- 0	0- 0		0- 0		AWAY		1- 0		1- 0	0- 0
0- 0	0- 0		0- 0		NEUTRAL		0- 0		0- 0	0- 0

RPI 1-25				Team's RPI: 17	RPI 26-50				RPI 51-100				RPI 101+			
RPI	S	Opponent	Score		RPI	S	Opponent	Score	RPI	S	Opponent	Score	RPI	S	Opponent	Score
9	H	DePaul	68 70		27	H	Maryland	81 58	54	A	Minnesota	56 54	104	H	Colgate	73 44
11	H	Iowa	51 77		29	A	Marquette	64 56	81	H	Boston College	66 63	115	H	UT Arlington	74 47
					45	A	Duke	63 42					140	A	Illinois	77 50
													165	H	Valparaiso	69 48
													197	H	Dartmouth	79 37
													228	N	Xavier	79 59
													237	N	East Carolina	64 45
													262	H	Loyola Maryland	67 46
LAST 10 Division I																
140	A	Illinois	77 50		54	A	Minnesota	56 54								
228	N	Xavier	79 59		11	H	Iowa	51 77								
237	N	East Carolina	64 45		27	H	Maryland	81 58								
115	H	UT Arlington	74 47		81	H	Boston College	66 63								
197	H	Dartmouth	79 37		9	H	DePaul	68 70								

Non-Div I Games:

Northwestern

■ Loss,
■ Non-Conf, S Site,
■ Home
■ Away
N Neutral

<div> <div> <div>Average RPI Win: 308</div> <div>Average RPI Loss: 196</div> </div> <div> <div>WON-LOST</div> <div>RECORD</div> </div> <div> <div>WINNING</div> <div>PCT. RANK</div> </div> <div> <div>LAST 10</div> <div>GAMES</div> </div> </div>				STRENGTH OF SCHEDULE	OPP. STRENGTH OF SCHEDULE	TEAM RPI	ADJ. RPI	CONF. RPI	ADJ CONF. RPI
DIV. I ONLY				299	339	341	341	25	25
DIV. I NON-CONF.				233	275	321	321	23	23
TOTALS		RPI 1-25	RPI 26-50	W-L RECORDS	RPI 51-100	RPI 101-150	RPI 150+		
2- 9	0- 0		0- 1	OVERALL	0- 1	0- 0	2- 7		
2- 4	0- 0		0- 0	HOME	0- 0	0- 0	2- 4		
0- 5	0- 0		0- 1	AWAY	0- 1	0- 0	0- 3		
0- 0	0- 0		0- 0	NEUTRAL	0- 0	0- 0	0- 0		
1- 5	0- 0		0- 1	NON-CONFERENCE	0- 1	0- 0	1- 3		
1- 1	0- 0		0- 0	HOME	0- 0	0- 0	1- 1		
0- 4	0- 0		0- 1	AWAY	0- 1	0- 0	0- 2		
0- 0	0- 0		0- 0	NEUTRAL	0- 0	0- 0	0- 0		
1- 4	0- 0		0- 0	CONFERENCE	0- 0	0- 0	1- 4		
1- 3	0- 0		0- 0	HOME	0- 0	0- 0	1- 3		
0- 1	0- 0		0- 0	AWAY	0- 0	0- 0	0- 1		
0- 0	0- 0		0- 0	NEUTRAL	0- 0	0- 0	0- 0		

RPI 1-25				RPI 26-50				RPI 51-100				RPI 101+				Team's RPI: 341	
RPI	S	Opponent	Score	RPI	S	Opponent	Score	RPI	S	Opponent	Score	RPI	S	Opponent	Score		
				44	A	Arkansas	39 99	76	A	Texas	49 91	159	H	Sam Houston St.	69 79		
												164	A	Texas Tech	49 79		
												177	A	Lamar University	58 61		
												207	H	Jackson St.	49 66		
												247	H	A&M-Corpus Christi	59 72		
												304	H	Houston Baptist	69 60		
												312	H	Grambling	65 61		
												340	H	Incarnate Word	67 69		
												349	A	La.-Monroe	54 63		
EAST 10 Division I																	
				76	A	Texas	49 91	340	H	Incarnate Word	67 69						
				177	A	Lamar University	58 61	304	H	Houston Baptist	69 60						
				159	H	Sam Houston St.	69 79	247	H	A&M-Corpus Christi	59 72						
				44	A	Arkansas	39 99	164	A	Texas Tech	49 79						
				312	H	Grambling	65 61	349	A	La.-Monroe	54 63						

Non-Div I Games:	LeTourneau	91	61	LSU-Shreveport	63	68	Central Baptist	61	59
------------------	------------	----	----	----------------	----	----	-----------------	----	----

Northwestern St.

Loss, Non-Conf, S Site, H Home A Away N Neutral

Average RPI Win: 168	WON-LOST	WINNING	LAST 10	STRENGTH OF	OPP. STRENGTH	TEAM	ADJ.	CONF.	ADJ CONF.
Average RPI Loss: 72	RECORD	PCT. RANK	GAMES	SCHEDULE	OF SCHEDULE	RPI	RPI	RPI	RPI
DIV. I ONLY	6- 10	234	2-8	26	27	124	124	3	3
DIV. I NON-CONF.	5- 7	205	1-5	4	29	72	72	2	2
TOTALS	RPI 1-25	RPI 26-50	W-L RECORDS	RPI 51-100	RPI 101-150	RPI 150+			
6- 10	0- 2	0- 1	OVERALL	2- 5	1- 1	3- 1			
2- 6	0- 1	0- 0	HOME	0- 3	0- 1	2- 1			
3- 2	0- 1	0- 0	AWAY	1- 1	1- 0	1- 0			
1- 2	0- 0	0- 1	NEUTRAL	1- 1	0- 0	0- 0			
5- 7	0- 2	0- 1	NON-CONFERENCE	2- 3	1- 1	2- 0			
2- 4	0- 1	0- 0	HOME	0- 2	0- 1	2- 0			
2- 1	0- 1	0- 0	AWAY	1- 0	1- 0	0- 0			
1- 2	0- 0	0- 1	NEUTRAL	1- 1	0- 0	0- 0			
1- 3	0- 0	0- 0	CONFERENCE	0- 2	0- 0	1- 1			
0- 2	0- 0	0- 0	HOME	0- 1	0- 0	0- 1			
1- 1	0- 0	0- 0	AWAY	0- 1	0- 0	1- 0			
0- 0	0- 0	0- 0	NEUTRAL	0- 0	0- 0	0- 0			

RPI 1-25				RPI 26-50				RPI 51-100				RPI 101+ Team's RPI: 124			
RPI	S	Opponent	Score	RPI	S	Opponent	Score	RPI	S	Opponent	Score	RPI	S	Opponent	Score
3	A	UConn	57 81	36	N	FGCU	60 69	52	A	Michigan	76 72	105	H	Michigan St.	69 72
9	H	DePaul	94 105					54	H	Minnesota	67 75	138	A	Fordham	60 55
								66	A	Syracuse	63 74	175	H	Toledo	54 51
								81	H	Boston College	65 75	178	H	Clemson	55 71
								91	H	Tennessee	63 74	262	H	Loyola Maryland	84 60
								98	N	South Fla.	67 51	285	A	Pittsburgh	60 52
								99	N	South Dakota St.	59 65				
LAST 10 Division I															
178	H	Clemson	55 71	81	H	Boston College	65 75								
9	H	DePaul	94 105	66	A	Syracuse	63 74								
3	A	UConn	57 81	285	A	Pittsburgh	60 52								
54	H	Minnesota	67 75	99	N	South Dakota St.	59 65								
98	N	South Fla.	67 51	36	N	FGCU	60 69								

Non-Div I Games:

Notre Dame

Loss, Non-Conf, S Site, H Home A Away N Neutral

Average RPI Win:	290	WON-LOST	WINNING	LAST 10	STRENGTH OF	OPP. STRENGTH	TEAM	ADJ.	CONF.	ADJ CONF.
Average RPI Loss:	154	RECORD	PCT. RANK	GAMES	SCHEDULE	OF SCHEDULE	RPI	RPI	RPI	RPI
DIV. I ONLY	5- 8	226	4-6	327	189	277	277	17	17	
DIV. I NON-CONF.	3- 6	235	2-4	297	221	273	273	17	17	
TOTALS	RPI 1-25	RPI 26-50	W-L RECORDS	RPI 51-100	RPI 101-150	RPI 150+				
5- 8	0- 0	0- 1	OVERALL	0- 2	0- 2	5- 3				
1- 2	0- 0	0- 1	HOME	0- 0	0- 1	1- 0				
3- 6	0- 0	0- 0	AWAY	0- 2	0- 1	3- 3				
1- 0	0- 0	0- 0	NEUTRAL	0- 0	0- 0	1- 0				
3- 6	0- 0	0- 1	NON-CONFERENCE	0- 1	0- 2	3- 2				
0- 2	0- 0	0- 1	HOME	0- 0	0- 1	0- 0				
2- 4	0- 0	0- 0	AWAY	0- 1	0- 1	2- 2				
1- 0	0- 0	0- 0	NEUTRAL	0- 0	0- 0	1- 0				
2- 2	0- 0	0- 0	CONFERENCE	0- 1	0- 0	2- 1				
1- 0	0- 0	0- 0	HOME	0- 0	0- 0	1- 0				
1- 2	0- 0	0- 0	AWAY	0- 1	0- 0	1- 1				
0- 0	0- 0	0- 0	NEUTRAL	0- 0	0- 0	0- 0				

RPI S	Opponent	Score	RPI S	Opponent	Score	RPI S	Opponent	Score	RPI S	Opponent	Score	Team's RPI: 277
35	H Central Mich.	47 65	52	A Michigan	64 79	105	A Michigan St.	56 76	110	H Bradley	58 74	
			68	A IUPUI	41 76	153	H Green Bay	93 88	252	A Niagara	63 77	
						278	A St. Bonaventure	66 80	308	N Jacksonville St.	61 55	
						315	A FIU	58 49	325	A Detroit Mercy	71 57	
						330	A UIC	64 70	347	A Chicago St.	98 70	
LAST 10 Division I												
325	A Detroit Mercy	71 57	153	H Green Bay	93 88							
35	H Central Mich.	47 65	330	A UIC	64 70							
278	A St. Bonaventure	66 80	68	A IUPUI	41 76							
52	A Michigan	64 79	315	A FIU	58 49							
308	N Jacksonville St.	61 55	252	A Niagara	63 77							

Non-Div I Games: Lourdes 72 53 Concordia (MI) 76 42

Oakland

Loss, Non-Conf, S Site, H Home A Away N Neutral

Average RPI Win:	202	WON-LOST	WINNING	LAST 10	STRENGTH OF	OPP. STRENGTH	TEAM	ADJ.	CONF.	ADJ CONF.
Average RPI Loss:	70	RECORD	PCT. RANK	GAMES	SCHEDULE	OF SCHEDULE	RPI	RPI	RPI	RPI
DIV. I ONLY	8- 5	106	6-4	191	61	116	116	10	10	
DIV. I NON-CONF.	7- 4	100	5-3	204	75	93	93	10	10	
TOTALS	RPI 1-25	RPI 26-50	W-L RECORDS	RPI 51-100	RPI 101-150	RPI 150+				
8- 5	1- 0	0- 2	OVERALL	1- 2	0- 1	6- 0				
5- 1	0- 0	0- 1	HOME	1- 0	0- 0	4- 0				
2- 3	1- 0	0- 1	AWAY	0- 2	0- 0	1- 0				
1- 1	0- 0	0- 0	NEUTRAL	0- 0	0- 1	1- 0				
7- 4	1- 0	0- 1	NON-CONFERENCE	1- 2	0- 1	5- 0				
4- 0	0- 0	0- 0	HOME	1- 0	0- 0	3- 0				
2- 3	1- 0	0- 1	AWAY	0- 2	0- 0	1- 0				
1- 1	0- 0	0- 0	NEUTRAL	0- 0	0- 1	1- 0				
1- 1	0- 0	0- 1	CONFERENCE	0- 0	0- 0	1- 0				
1- 1	0- 0	0- 1	HOME	0- 0	0- 0	1- 0				
0- 0	0- 0	0- 0	AWAY	0- 0	0- 0	0- 0				
0- 0	0- 0	0- 0	NEUTRAL	0- 0	0- 0	0- 0				

RPI 1-25				RPI 26-50				RPI 51-100				RPI 101+ Team's RPI: 116			
RPI	S	Opponent	Score	RPI	S	Opponent	Score	RPI	S	Opponent	Score	RPI	S	Opponent	Score
25	A	Ohio St.	74 68	35	H	Central Mich.	71 73	66	A	Syracuse	54 66	134	N	Butler	55 60
				38	A	TCU	72 79	68	H	IUPUI	70 64	186	H	Northern Ill.	87 67
								76	A	Texas	60 73	190	H	American	81 69
												224	A	Chattanooga	70 58
												285	N	Pittsburgh	72 50
												300	H	Marshall	67 51
												340	H	Incarnate Word	78 41
LAST 10 Division I															
		76	A	Texas	60	73		35	H	Central Mich.	71	73			
		38	A	TCU	72	79		186	H	Northern Ill.	87	67			
		68	H	IUPUI	70	64		224	A	Chattanooga	70	58			
		134	N	Butler	55	60		340	H	Incarnate Word	78	41			
		285	N	Pittsburgh	72	50		25	A	Ohio St.	74	68			

Non-Div I Games:

Ohio

Average RPI Win:	135	WON-LOST	WINNING	LAST 10	STRENGTH OF	OPP. STRENGTH	TEAM	ADJ.	CONF.	ADJ CONF.
Average RPI Loss:	36	RECORD	PCT. RANK	GAMES	SCHEDULE	OF SCHEDULE	RPI	RPI	RPI	RPI
DIV. I ONLY	9- 6	112	6-4	5	66	25	25	2	2	
DIV. I NON-CONF.	7- 4	100	4-2	6	137	29	29	3	3	
TOTALS	RPI 1-25	RPI 26-50	W-L RECORDS	RPI 51-100	RPI 101-150	RPI 150+				
9- 6	1- 3	1- 2	OVERALL	2- 0	2- 1	3- 0				
3- 3	1- 2	0- 0	HOME	1- 0	0- 1	1- 0				
4- 2	0- 1	0- 1	AWAY	1- 0	2- 0	1- 0				
2- 1	0- 0	1- 1	NEUTRAL	0- 0	0- 0	1- 0				
7- 4	1- 2	1- 1	NON-CONFERENCE	0- 0	2- 1	3- 0				
2- 2	1- 1	0- 0	HOME	0- 0	0- 1	1- 0				
3- 1	0- 1	0- 0	AWAY	0- 0	2- 0	1- 0				
2- 1	0- 0	1- 1	NEUTRAL	0- 0	0- 0	1- 0				
2- 2	0- 1	0- 1	CONFERENCE	2- 0	0- 0	0- 0				
1- 1	0- 1	0- 0	HOME	1- 0	0- 0	0- 0				
1- 1	0- 0	0- 1	AWAY	1- 0	0- 0	0- 0				
0- 0	0- 0	0- 0	NEUTRAL	0- 0	0- 0	0- 0				

RPI	S	Opponent	Score	RPI	S	Opponent	Score	RPI	S	Opponent	Score	RPI	S	Opponent	Score
3	H	UConn	62 73	27	A	Maryland	62 72	52	H	Michigan	78 69	116	H	Ohio	68 74
5	H	Louisville	67 60	39	N	UNI	64 46	54	A	Minnesota	66 63	129	A	Kent St.	75 65
7	A	Stanford	52 71	41	N	South Dakota	53 68					130	A	Cincinnati	78 73
23	H	Purdue	50 66									165	N	Valparaiso	89 38
												292	H	Radford	70 57
												351	A	Sacramento St.	104 74
LAST 10 Division I															
23	H	Purdue	50 66	52	H	Michigan	78 69								
351	A	Sacramento St.	104 74	27	A	Maryland	62 72								
7	A	Stanford	52 71	54	A	Minnesota	66 63								
292	H	Radford	70 57	39	N	UNI	64 46								
5	H	Louisville	67 60	41	N	South Dakota	53 68								

Non-Div I Games:

Ohio St.

Average RPI Win:	119	WON-LOST	WINNING	LAST 10	STRENGTH OF	OPP. STRENGTH	TEAM	ADJ.	CONF.	ADJ CONF.
Average RPI Loss:	62	RECORD	PCT. RANK	GAMES	SCHEDULE	OF SCHEDULE	RPI	RPI	RPI	RPI
DIV. I ONLY	8- 6	136	5-5	4	68	42	42	5	5	
DIV. I NON-CONF.	7- 5	130	4-4	7	87	52	52	4	4	
TOTALS	RPI 1-25	RPI 26-50	W-L RECORDS	RPI 51-100	RPI 101-150	RPI 150+				
8- 6	0- 3	3- 1	OVERALL	1- 0	1- 1	3- 1				
7- 2	0- 2	2- 0	HOME	1- 0	1- 0	3- 0				
1- 3	0- 0	1- 1	AWAY	0- 0	0- 1	0- 1				
0- 1	0- 1	0- 0	NEUTRAL	0- 0	0- 0	0- 0				
7- 5	0- 2	2- 1	NON-CONFERENCE	1- 0	1- 1	3- 1				
7- 1	0- 1	2- 0	HOME	1- 0	1- 0	3- 0				
0- 3	0- 0	0- 1	AWAY	0- 0	0- 1	0- 1				
0- 1	0- 1	0- 0	NEUTRAL	0- 0	0- 0	0- 0				
1- 1	0- 1	1- 0	CONFERENCE	0- 0	0- 0	0- 0				
0- 1	0- 1	0- 0	HOME	0- 0	0- 0	0- 0				
1- 0	0- 0	1- 0	AWAY	0- 0	0- 0	0- 0				
0- 0	0- 0	0- 0	NEUTRAL	0- 0	0- 0	0- 0				

RPI 1-25				RPI 26-50				Team's RPI: 42	RPI 51-100				RPI 101+			
RPI	S	Opponent	Score	RPI	S	Opponent	Score		RPI	S	Opponent	Score	RPI	S	Opponent	Score
1	H	Missouri St.	90 96	28	H	Drake	93 84		83	H	Abilene Christian	78 65	135	H	UAB	82 75
3	N	UConn	53 97	37	H	LSU	90 68						144	A	Houston	69 85
20	H	Baylor	56 77	48	A	Oklahoma St.	77 75						152	A	Wichita St.	83 88
				49	A	Western Ky.	63 74						154	H	SFA	75 62
													159	H	Sam Houston St.	95 71
													306	H	Prairie View	94 48
LAST 10 Division I																
				28	H	Drake	93 84		48	A	Oklahoma St.	77 75				
				159	H	Sam Houston St.	95 71		20	H	Baylor	56 77				
				37	H	LSU	90 68		3	N	UConn	53 97				
				49	A	Western Ky.	63 74		83	H	Abilene Christian	78 65				
				152	A	Wichita St.	83 88		144	A	Houston	69 85				

Non-Div I Games:

Oklahoma

■ Loss,
■ Non-Conf, S Site,
■ Home
■ Away
N Neutral

Average RPI Win:	172	WON-LOST	WINNING	LAST 10	STRENGTH OF	OPP. STRENGTH	TEAM	ADJ.	CONF.	ADJ CONF.
Average RPI Loss:	20	RECORD	PCT. RANK	GAMES	SCHEDULE	OF SCHEDULE	RPI	RPI	RPI	RPI
DIV. I ONLY	10- 4	64	6-4	33	65	48	48	5	5	
DIV. I NON-CONF.	9- 3	64	5-3	64	96	42	42	4	4	
TOTALS	RPI 1-25	RPI 26-50	W-L RECORDS	RPI 51-100	RPI 101-150	RPI 150+				
10- 4	0- 3	0- 1	OVERALL	1- 0	3- 0	6- 0				
8- 1	0- 0	0- 1	HOME	1- 0	2- 0	5- 0				
1- 1	0- 1	0- 0	AWAY	0- 0	0- 0	1- 0				
1- 2	0- 2	0- 0	NEUTRAL	0- 0	1- 0	0- 0				
9- 3	0- 3	0- 0	NON-CONFERENCE	0- 0	3- 0	6- 0				
7- 0	0- 0	0- 0	HOME	0- 0	2- 0	5- 0				
1- 1	0- 1	0- 0	AWAY	0- 0	0- 0	1- 0				
1- 2	0- 2	0- 0	NEUTRAL	0- 0	1- 0	0- 0				
1- 1	0- 0	0- 1	CONFERENCE	1- 0	0- 0	0- 0				
1- 1	0- 0	0- 1	HOME	1- 0	0- 0	0- 0				
0- 0	0- 0	0- 0	AWAY	0- 0	0- 0	0- 0				
0- 0	0- 0	0- 0	NEUTRAL	0- 0	0- 0	0- 0				

RPI 1-25				RPI 26-50				Team's RPI: 48	RPI 51-100				RPI 101+			
RPI	S	Opponent	Score	RPI	S	Opponent	Score		RPI	S	Opponent	Score	RPI	S	Opponent	Score
5	N	Louisville	48 69	42	H	Oklahoma	75 77		57	H	Kansas	67 49	109	H	Idaho	62 47
14	N	Oregon	72 89										115	N	UT Arlington	60 47
19	A	Texas A&M	62 74										119	H	Duquesne	84 41
													151	H	Rice	69 38
													177	H	Lamar University	74 53
													215	A	Tulsa	78 48
													225	H	Southern U.	72 59
													272	H	Oral Roberts	78 44
													279	H	Idaho St.	70 52
LAST 10 Division I																
272	H	Oral Roberts	78 44	42	H	Oklahoma	75 77		57	H	Kansas	67 49				
225	H	Southern U.	72 59						119	H	Duquesne	84 41				
19	A	Texas A&M	62 74						14	N	Oregon	72 89				
115	N	UT Arlington	60 47						151	H	Rice	69 38				
5	N	Louisville	48 69													

Non-Div I Games:

Oklahoma St.

Old Dominion

Through Games Of Jan. 10, 2020

Average RPI Win:	179	WON-LOST	WINNING	LAST 10	STRENGTH OF	OPP. STRENGTH	TEAM	ADJ.	CONF.	ADJ CONF.
Average RPI Loss:	110	RECORD	PCT. RANK	GAMES	SCHEDULE	OF SCHEDULE	RPI	RPI	RPI	RPI
DIV. I ONLY	11- 3	45	8-2	174	101	51	51	13	13	
DIV. I NON-CONF.	10- 2	31	7-1	221	145	54	54	15	15	
TOTALS	RPI 1-25	RPI 26-50	W-L RECORDS	RPI 51-100	RPI 101-150	RPI 150+				
11- 3	0- 0	1- 1	OVERALL	0- 0	3- 1	7- 1				
6- 0	0- 0	0- 0	HOME	0- 0	1- 0	5- 0				
4- 3	0- 0	1- 1	AWAY	0- 0	1- 1	2- 1				
1- 0	0- 0	0- 0	NEUTRAL	0- 0	1- 0	0- 0				
10- 2	0- 0	0- 1	NON-CONFERENCE	0- 0	3- 0	7- 1				
6- 0	0- 0	0- 0	HOME	0- 0	1- 0	5- 0				
3- 2	0- 0	0- 1	AWAY	0- 0	1- 0	2- 1				
1- 0	0- 0	0- 0	NEUTRAL	0- 0	1- 0	0- 0				
1- 1	0- 0	1- 0	CONFERENCE	0- 0	0- 1	0- 0				
0- 0	0- 0	0- 0	HOME	0- 0	0- 0	0- 0				
1- 1	0- 0	1- 0	AWAY	0- 0	0- 1	0- 0				
0- 0	0- 0	0- 0	NEUTRAL	0- 0	0- 0	0- 0				

RPI S	Opponent	Score	RPI S	Opponent	Score	RPI S	Opponent	Score	RPI S	Opponent	Score
33	A Virginia	53 56	47	A Middle Tenn.	67 56				109	N Idaho	67 55
									112	H Richmond	73 51
									133	A Auburn	89 77
									135	A UAB	65 76
									155	H Hampton	75 38
									161	A William & Mary	69 58
									162	H Campbell	59 44
									163	A VCU	49 62
									223	H Mt. St. Mary's	85 34
									244	H Winthrop	68 44
									298	H UMES	48 39
									328	A Cal Poly	61 55
LAST 10 Division I											
155	H Hampton	75 38	135	A UAB	65 76						
112	H Richmond	73 51	47	A Middle Tenn.	67 56						
163	A VCU	49 62	223	H Mt. St. Mary's	85 34						
298	H UMES	48 39	109	N Idaho	67 55						
161	A William & Mary	69 58	328	A Cal Poly	61 55						

Non-Div I Games:

Old Dominion

Loss, Non-Conf, S Site, H Home A Away N Neutral

Average RPI Win: 289		WON-LOST	WINNING	LAST 10	STRENGTH OF	OPP. STRENGTH	TEAM	ADJ.	CONF.	ADJ CONF.
Average RPI Loss: 142		RECORD	PCT. RANK	GAMES	SCHEDULE	OF SCHEDULE	RPI	RPI	RPI	RPI
DIV. I ONLY		7- 9	208	3-7	194	334	270	270	4	4
DIV. I NON-CONF.		7- 6	160	3-4	285	345	293	293	5	5
TOTALS		RPI 1-25	RPI 26-50	W-L RECORDS	RPI 51-100	RPI 101-150	RPI 150+			
7- 9	0- 1		0- 0	OVERALL	0- 3	0- 0	7- 5			
6- 5	0- 0		0- 0	HOME	0- 3	0- 0	6- 2			
0- 3	0- 1		0- 0	AWAY	0- 0	0- 0	0- 2			
1- 1	0- 0		0- 0	NEUTRAL	0- 0	0- 0	1- 1			
7- 6	0- 0		0- 0	NON-CONFERENCE	0- 1	0- 0	7- 5			
6- 3	0- 0		0- 0	HOME	0- 1	0- 0	6- 2			
0- 2	0- 0		0- 0	AWAY	0- 0	0- 0	0- 2			
1- 1	0- 0		0- 0	NEUTRAL	0- 0	0- 0	1- 1			
0- 3	0- 1		0- 0	CONFERENCE	0- 2	0- 0	0- 0			
0- 2	0- 0		0- 0	HOME	0- 2	0- 0	0- 0			
0- 1	0- 1		0- 0	AWAY	0- 0	0- 0	0- 0			
0- 0	0- 0		0- 0	NEUTRAL	0- 0	0- 0	0- 0			

RPI 1-25				RPI 26-50				RPI 51-100				RPI 101+ Team's RPI: 270			
RPI	S	Opponent	Score	RPI	S	Opponent	Score	RPI	S	Opponent	Score	RPI	S	Opponent	Score
19	A	Texas A&M	35 79					75	H	Georgia	51 58	159	H	Sam Houston St.	75 69
								91	H	Tennessee	28 84	164	A	Texas Tech	48 84
								96	H	New Orleans	64 69	169	H	Southeast Mo. St.	53 70
												180	H	Louisiana	42 53
												196	A	Southern Miss.	53 59
												275	H	Alabama St.	93 66
												281	H	Louisiana Tech	76 53
												285	N	Pittsburgh	50 58
												289	H	Ga. Southern	69 66
												322	N	Alcorn	73 55
												349	H	La.-Monroe	66 42
												350	H	Mississippi Val.	72 53
LAST 10 Division I															
275	H	Alabama St.	93 66	91	H	Tennessee	28 84								
180	H	Louisiana	42 53	19	A	Texas A&M	35 79								
289	H	Ga. Southern	69 66	75	H	Georgia	51 58								
169	H	Southeast Mo. St.	53 70	285	N	Pittsburgh	50 58								
164	A	Texas Tech	48 84	322	N	Alcorn	73 55								

Non-Div I Games:

Ole Miss

Average RPI Win:	291	WON-LOST	WINNING	LAST 10	STRENGTH OF	OPP. STRENGTH	TEAM	ADJ.	CONF.	ADJ CONF.
Average RPI Loss:	135	RECORD	PCT. RANK	GAMES	SCHEDULE	OF SCHEDULE	RPI	RPI	RPI	RPI
DIV. I ONLY	4- 10	274	3-7	138	294	274	274	19	19	
DIV. I NON-CONF.	3- 8	268	2-5	151	305	285	285	19	19	
TOTALS	RPI 1-25	RPI 26-50	W-L RECORDS	RPI 51-100	RPI 101-150	RPI 150+				
4- 10	0- 1	0- 1	OVERALL	0- 2	0- 1	4- 5				
3- 4	0- 1	0- 1	HOME	0- 1	0- 0	3- 1				
0- 5	0- 0	0- 0	AWAY	0- 1	0- 1	0- 3				
1- 1	0- 0	0- 0	NEUTRAL	0- 0	0- 0	1- 1				
3- 8	0- 1	0- 1	NON-CONFERENCE	0- 1	0- 0	3- 5				
2- 3	0- 1	0- 1	HOME	0- 0	0- 0	2- 1				
0- 4	0- 0	0- 0	AWAY	0- 1	0- 0	0- 3				
1- 1	0- 0	0- 0	NEUTRAL	0- 0	0- 0	1- 1				
1- 2	0- 0	0- 0	CONFERENCE	0- 1	0- 1	1- 0				
1- 1	0- 0	0- 0	HOME	0- 1	0- 0	1- 0				
0- 1	0- 0	0- 0	AWAY	0- 0	0- 1	0- 0				
0- 0	0- 0	0- 0	NEUTRAL	0- 0	0- 0	0- 0				

RPI	S	Opponent	Score	RPI	S	Opponent	Score	RPI	S	Opponent	Score	RPI	S	Opponent	Score	Team's RPI: 274
13	H	Creighton	54 67	39	H	UNI	45 81	57	A	Kansas	48 63	139	A	North Dakota	57 63	
								99	H	South Dakota St.	51 68	163	N	VCU	66 74	
												168	H	Cleveland St.	66 79	
												206	A	Kansas St.	48 73	
												212	A	Northern Ky.	40 57	
												240	H	UMKC	57 53	
												253	A	Eastern Ill.	52 65	
												272	H	Oral Roberts	60 54	
												302	H	Morgan St.	70 64	
												350	N	Mississippi Val.	78 70	
LAST 10 Division I																
168	H	Cleveland St.	66 79	139	A	North Dakota	57 63									
39	H	UNI	45 81	272	H	Oral Roberts	60 54									
253	A	Eastern Ill.	52 65	99	H	South Dakota St.	51 68									
240	H	UMKC	57 53	163	N	VCU	66 74									
350	N	Mississippi Val.	78 70	212	A	Northern Ky.	40 57									

Non-Div I Games: Peru St. 92 58 Graceland (IA) 85 46

Omaha

Loss, Non-Conf, S Site, H Home A Away N Neutral

Oral Roberts

Through Games Of Jan. 10, 2020

Average RPI Win:	221	WON-LOST	WINNING	LAST 10	STRENGTH OF	OPP. STRENGTH	TEAM	ADJ.	CONF.	ADJ CONF.
Average RPI Loss:	154	RECORD	PCT. RANK	GAMES	SCHEDULE	OF SCHEDULE	RPI	RPI	RPI	RPI
DIV. I ONLY	4- 10	274	2-8	184	199	272	272	19	19	
DIV. I NON-CONF.	3- 8	268	1-6	109	212	244	244	19	19	
TOTALS	RPI 1-25	RPI 26-50	W-L RECORDS	RPI 51-100	RPI 101-150	RPI 150+				
4- 10	0- 0	0- 2	OVERALL	0- 2	0- 2	4- 4				
4- 1	0- 0	0- 0	HOME	0- 0	0- 0	4- 1				
0- 9	0- 0	0- 2	AWAY	0- 2	0- 2	0- 3				
0- 0	0- 0	0- 0	NEUTRAL	0- 0	0- 0	0- 0				
3- 8	0- 0	0- 2	NON-CONFERENCE	0- 1	0- 2	3- 3				
3- 1	0- 0	0- 0	HOME	0- 0	0- 0	3- 1				
0- 7	0- 0	0- 2	AWAY	0- 1	0- 2	0- 2				
0- 0	0- 0	0- 0	NEUTRAL	0- 0	0- 0	0- 0				
1- 2	0- 0	0- 0	CONFERENCE	0- 1	0- 0	1- 1				
1- 0	0- 0	0- 0	HOME	0- 0	0- 0	1- 0				
0- 2	0- 0	0- 0	AWAY	0- 1	0- 0	0- 1				
0- 0	0- 0	0- 0	NEUTRAL	0- 0	0- 0	0- 0				

RPI S	Opponent	Score	RPI S	Opponent	Score	RPI S	Opponent	Score	RPI S	Opponent	Score	Team's RPI: 272
44	A Arkansas	64 96	48	A Oklahoma St.	44 78	59	A Nebraska	67 77	142	A Utah	58 78	
						99	A South Dakota St.	44 58	146	A Southern Utah	58 72	
									152	H Wichita St.	79 66	
									159	H Sam Houston St.	64 41	
									206	A Kansas St.	69 109	
									215	A Tulsa	65 67	
									254	H Texas St.	63 57	
									274	A Omaha	54 60	
									304	H Houston Baptist	73 74	
									319	H North Dakota St.	70 62	
LAST 10 Division I												
48	A Oklahoma St.	44 78	319	H North Dakota St.	70 62							
59	A Nebraska	67 77	274	A Omaha	54 60							
142	A Utah	58 78	99	A South Dakota St.	44 58							
146	A Southern Utah	58 72	304	H Houston Baptist	73 74							
159	H Sam Houston St.	64 41	215	A Tulsa	65 67							

Non-Div I Games: Rogers St. 80 40 Cent. Christian (KS114 60

Oral Roberts

Loss, Non-Conf, S Site, H Home A Away N Neutral

Oregon

Through Games Of Jan. 10, 2020

Average RPI Win:	148	WON-LOST	WINNING	LAST 10	STRENGTH OF	OPP. STRENGTH	TEAM	ADJ.	CONF.	ADJ CONF.
Average RPI Loss:	24	RECORD	PCT. RANK	GAMES	SCHEDULE	OF SCHEDULE	RPI	RPI	RPI	RPI
DIV. I ONLY	12- 2	28	8-2	29	67	14	14	1	1	
DIV. I NON-CONF.	10- 1	19	6-1	68	73	16	16	1	1	
TOTALS	RPI 1-25	RPI 26-50	W-L RECORDS	RPI 51-100	RPI 101-150	RPI 150+				
12- 2	0- 1	2- 1	OVERALL	3- 0	2- 0	5- 0				
8- 0	0- 0	1- 0	HOME	2- 0	1- 0	4- 0				
2- 1	0- 0	0- 1	AWAY	1- 0	0- 0	1- 0				
2- 1	0- 1	1- 0	NEUTRAL	0- 0	1- 0	0- 0				
10- 1	0- 1	1- 0	NON-CONFERENCE	3- 0	1- 0	5- 0				
6- 0	0- 0	0- 0	HOME	2- 0	0- 0	4- 0				
2- 0	0- 0	0- 0	AWAY	1- 0	0- 0	1- 0				
2- 1	0- 1	1- 0	NEUTRAL	0- 0	1- 0	0- 0				
2- 1	0- 0	1- 1	CONFERENCE	0- 0	1- 0	0- 0				
2- 0	0- 0	1- 0	HOME	0- 0	1- 0	0- 0				
0- 1	0- 0	0- 1	AWAY	0- 0	0- 0	0- 0				
0- 0	0- 0	0- 0	NEUTRAL	0- 0	0- 0	0- 0				

RPI S	Opponent	Score	RPI S	Opponent	Score	RPI S	Opponent	Score	RPI S	Opponent	Score
5 N	Louisville	62 72	30 H	Colorado	104 46	66 A	Syracuse	81 64	115 N	UT Arlington	91 54
			43 A	Arizona St.	66 72	84 H	Texas Southern	99 63	142 H	Utah	88 51
			48 N	Oklahoma St.	89 72	99 H	South Dakota St.	95 56	204 H	Northeastern	89 47
									206 H	Kansas St.	89 51
									230 H	UC Riverside	84 41
									263 A	Long Beach St.	81 45
									293 H	Utah St.	109 52
LAST 10 Division I											
206 H	Kansas St.	89 51	43 A	Arizona St.	66 72						
230 H	UC Riverside	84 41	142 H	Utah	88 51						
263 A	Long Beach St.	81 45	30 H	Colorado	104 46						
99 H	South Dakota St.	95 56	115 N	UT Arlington	91 54						
5 N	Louisville	62 72	66 A	Syracuse	81 64						

Non-Div I Games: Corban 125 42

Oregon

Loss, Non-Conf, S Site, H Home A Away N Neutral

Average RPI Win:	115	WON-LOST	WINNING	LAST 10	STRENGTH OF	OPP. STRENGTH	TEAM	ADJ.	CONF.	ADJ CONF.
Average RPI Loss:	0	RECORD	PCT. RANK	GAMES	SCHEDULE	OF SCHEDULE	RPI	RPI	RPI	RPI
DIV. I ONLY	15- 0	1	10-0	18	17	2	2	1	1	
DIV. I NON-CONF.	12- 0	1	7-0	59	11	5	5	1	1	
TOTALS	RPI 1-25	RPI 26-50	W-L RECORDS	RPI 51-100	RPI 101-150	RPI 150+				
15- 0	2- 0	3- 0	OVERALL	3- 0	3- 0	4- 0				
10- 0	2- 0	1- 0	HOME	2- 0	2- 0	3- 0				
2- 0	0- 0	2- 0	AWAY	0- 0	0- 0	0- 0				
3- 0	0- 0	0- 0	NEUTRAL	1- 0	1- 0	1- 0				
12- 0	2- 0	1- 0	NON-CONFERENCE	3- 0	2- 0	4- 0				
8- 0	2- 0	0- 0	HOME	2- 0	1- 0	3- 0				
1- 0	0- 0	1- 0	AWAY	0- 0	0- 0	0- 0				
3- 0	0- 0	0- 0	NEUTRAL	1- 0	1- 0	1- 0				
3- 0	0- 0	2- 0	CONFERENCE	0- 0	1- 0	0- 0				
2- 0	0- 0	1- 0	HOME	0- 0	1- 0	0- 0				
1- 0	0- 0	1- 0	AWAY	0- 0	0- 0	0- 0				
0- 0	0- 0	0- 0	NEUTRAL	0- 0	0- 0	0- 0				

RPI 1-25				RPI 26-50				RPI 51-100				RPI 101+			
RPI	S	Opponent	Score	RPI	S	Opponent	Score	RPI	S	Opponent	Score	RPI	S	Opponent	Score
1	H	Missouri St.	80 69	30	H	Colorado	72 60	71	H	CSU Bakersfield	69 50	125	N	BYU	65 34
9	H	DePaul	98 77	31	A	Miami (FL)	75 53	73	H	Pacific	69 57	142	H	Utah	77 48
				40	A	Arizona	63 61	93	N	Liberty	68 55	146	H	Southern Utah	95 45
												166	H	Hawaii	64 32
												235	H	UC Irvine	86 57
												264	N	Northern Ariz.	91 57
												293	H	Utah St.	75 46
LAST 10 Division I															
				71	H	CSU Bakersfield	69 50	40	A	Arizona	63 61				
				125	N	BYU	65 34	30	H	Colorado	72 60				
				264	N	Northern Ariz.	91 57	142	H	Utah	77 48				
				293	H	Utah St.	75 46	93	N	Liberty	68 55				
				166	H	Hawaii	64 32	31	A	Miami (FL)	75 53				

Non-Div I Games:

Oregon St.

■ Loss,
 ■ Non-Conf, S Site,
 ■ Home
 ■ Away
 N Neutral

Average RPI Win:	225	WON-LOST	WINNING	LAST 10	STRENGTH OF	OPP. STRENGTH	TEAM	ADJ.	CONF.	ADJ CONF.
Average RPI Loss:	73	RECORD	PCT. RANK	GAMES	SCHEDULE	OF SCHEDULE	RPI	RPI	RPI	RPI
DIV. I ONLY	11- 5	81	6-4	172	96	73	73	11	11	
DIV. I NON-CONF.	7- 4	100	2-3	134	68	75	75	11	11	
TOTALS	RPI 1-25	RPI 26-50	W-L RECORDS	RPI 51-100	RPI 101-150	RPI 150+				
11- 5	0- 2	0- 0	OVERALL	1- 1	0- 1	10- 1				
6- 0	0- 0	0- 0	HOME	0- 0	0- 0	6- 0				
4- 4	0- 2	0- 0	AWAY	1- 1	0- 1	3- 0				
1- 1	0- 0	0- 0	NEUTRAL	0- 0	0- 0	1- 1				
7- 4	0- 2	0- 0	NON-CONFERENCE	1- 1	0- 0	6- 1				
4- 0	0- 0	0- 0	HOME	0- 0	0- 0	4- 0				
2- 3	0- 2	0- 0	AWAY	1- 1	0- 0	1- 0				
1- 1	0- 0	0- 0	NEUTRAL	0- 0	0- 0	1- 1				
4- 1	0- 0	0- 0	CONFERENCE	0- 0	0- 1	4- 0				
2- 0	0- 0	0- 0	HOME	0- 0	0- 0	2- 0				
2- 1	0- 0	0- 0	AWAY	0- 0	0- 1	2- 0				
0- 0	0- 0	0- 0	NEUTRAL	0- 0	0- 0	0- 0				

RPI 1-25				RPI 26-50				RPI 51-100 Team's RPI: 73				RPI 101+			
RPI	S	Opponent	Score	RPI	S	Opponent	Score	RPI	S	Opponent	Score	RPI	S	Opponent	Score
2	A	Oregon St.	57 69					70	A	Drexel	58 51	113	A	Santa Clara	65 75
6	A	UCLA	57 68					71	A	CSU Bakersfield	70 80	157	A	Portland	77 73
												175	N	Toledo	65 66
												182	H	SMU	77 49
												208	A	San Francisco	84 61
												238	H	Pepperdine	64 63
												240	H	UMKC	89 60
												259	H	Weber St.	76 53
												271	H	LMU (CA)	76 67
												280	H	Indiana St.	83 66
												284	N	St. Francis Brooklyn	71 62
												287	A	UC Santa Barbara	63 53
LAST 10 Division I															
208	A	San Francisco	84 61	157	A	Portland	77 73								
113	A	Santa Clara	65 75	238	H	Pepperdine	64 63								
175	N	Toledo	65 66	271	H	LMU (CA)	76 67								
284	N	St. Francis Brooklyn	71 62	71	A	CSU Bakersfield	70 80								
6	A	UCLA	57 68	287	A	UC Santa Barbara	63 53								

Non-Div I Games:

Pacific

■ Loss,
■ Non-Conf,
■ S Site,
■ H Home
■ A Away
N Neutral

Average RPI Win:	216	WON-LOST	WINNING	LAST 10	STRENGTH OF	OPP. STRENGTH	TEAM	ADJ.	CONF.	ADJ CONF.
Average RPI Loss:	45	RECORD	PCT. RANK	GAMES	SCHEDULE	OF SCHEDULE	RPI	RPI	RPI	RPI
DIV. I ONLY	9- 1	14	9-1	345	21	102	102	9	9	
DIV. I NON-CONF.	9- 1	26	9-1	341	19	104	104	9	9	
TOTALS	RPI 1-25	RPI 26-50	W-L RECORDS	RPI 51-100	RPI 101-150	RPI 150+				
9- 1	0- 0	0- 1	OVERALL	1- 0	1- 0	7- 0				
5- 0	0- 0	0- 0	HOME	1- 0	0- 0	4- 0				
4- 1	0- 0	0- 1	AWAY	0- 0	1- 0	3- 0				
0- 0	0- 0	0- 0	NEUTRAL	0- 0	0- 0	0- 0				
9- 1	0- 0	0- 1	NON-CONFERENCE	1- 0	1- 0	7- 0				
5- 0	0- 0	0- 0	HOME	1- 0	0- 0	4- 0				
4- 1	0- 0	0- 1	AWAY	0- 0	1- 0	3- 0				
0- 0	0- 0	0- 0	NEUTRAL	0- 0	0- 0	0- 0				
0- 0	0- 0	0- 0	CONFERENCE	0- 0	0- 0	0- 0				
0- 0	0- 0	0- 0	HOME	0- 0	0- 0	0- 0				
0- 0	0- 0	0- 0	AWAY	0- 0	0- 0	0- 0				
0- 0	0- 0	0- 0	NEUTRAL	0- 0	0- 0	0- 0				

RPI 1-25			RPI 26-50			RPI 51-100			RPI 101+			Team's RPI: 102
RPI	S	Opponent	Score	RPI	S	Opponent	Score	RPI	S	Opponent	Score	
45	A	Duke	50 66	70	H	Drexel	53 49	131	A	Saint Joseph's	55 45	
								166	A	Hawaii	70 55	
								171	H	Iona	74 42	
								202	A	La Salle	65 49	
								226	H	Stetson	81 41	
								311	A	NJIT	85 51	
								323	H	Siena	92 44	
								342	H	Hartford	74 46	
LAST 10 Division I												
202	A	La Salle	65 49	166	A	Hawaii	70 55					
342	H	Hartford	74 46	70	H	Drexel	53 49					
45	A	Duke	50 66	226	H	Stetson	81 41					
131	A	Saint Joseph's	55 45	311	A	NJIT	85 51					
171	H	Iona	74 42	323	H	Siena	92 44					

Non-Div I Games: Chaminade 90 39

Penn

Average RPI Win:	213	WON-LOST	WINNING	LAST 10	STRENGTH OF	OPP. STRENGTH	TEAM	ADJ.	CONF.	ADJ CONF.
Average RPI Loss:	121	RECORD	PCT. RANK	GAMES	SCHEDULE	OF SCHEDULE	RPI	RPI	RPI	RPI
DIV. I ONLY	7- 8	183	4-6	145	145	200	200	2	2	
DIV. I NON-CONF.	6- 5	151	3-3	226	220	216	216	3	3	
TOTALS	RPI 1-25	RPI 26-50	W-L RECORDS	RPI 51-100	RPI 101-150	RPI 150+				
7- 8	0- 1	0- 0	OVERALL	0- 2	2- 2	5- 3				
5- 4	0- 0	0- 0	HOME	0- 1	2- 1	3- 2				
1- 3	0- 1	0- 0	AWAY	0- 1	0- 1	1- 0				
1- 1	0- 0	0- 0	NEUTRAL	0- 0	0- 0	1- 1				
6- 5	0- 1	0- 0	NON-CONFERENCE	0- 0	1- 1	5- 3				
4- 3	0- 0	0- 0	HOME	0- 0	1- 1	3- 2				
1- 1	0- 1	0- 0	AWAY	0- 0	0- 0	1- 0				
1- 1	0- 0	0- 0	NEUTRAL	0- 0	0- 0	1- 1				
1- 3	0- 0	0- 0	CONFERENCE	0- 2	1- 1	0- 0				
1- 1	0- 0	0- 0	HOME	0- 1	1- 0	0- 0				
0- 2	0- 0	0- 0	AWAY	0- 1	0- 1	0- 0				
0- 0	0- 0	0- 0	NEUTRAL	0- 0	0- 0	0- 0				

RPI 1-25				RPI 26-50				RPI 51-100				RPI 101+ Team's RPI: 200			
RPI	S	Opponent	Score	RPI	S	Opponent	Score	RPI	S	Opponent	Score	RPI	S	Opponent	Score
21	A	Princeton	55 72					52	A	Michigan	48 82	101	A	Wisconsin	65 71
								54	H	Minnesota	74 81	105	H	Michigan St.	86 73
												118	H	Rider	70 78
												138	H	Fordham	72 59
												158	H	George Mason	68 78
												178	H	Clemson	68 55
												202	H	La Salle	67 69
												232	H	Sacred Heart	88 65
												243	A	Towson	73 67
												263	N	Long Beach St.	56 64
												285	H	Pittsburgh	78 73
												307	N	N.C. Central	92 68
LAST 10 Division I															
54	H	Minnesota	74 81	105	H	Michigan St.	86 73								
232	H	Sacred Heart	88 65	101	A	Wisconsin	65 71								
21	A	Princeton	55 72	52	A	Michigan	48 82								
285	H	Pittsburgh	78 73	263	N	Long Beach St.	56 64								
307	N	N.C. Central	92 68	158	H	George Mason	68 78								

Non-Div I Games:

Penn St.

■ Loss,
■ Non-Conf,
■ S Site,
■ H Home
■ A Away
N Neutral

Pepperdine

Through Games Of Jan. 10, 2020

Average RPI Win:	245	WON-LOST	WINNING	LAST 10	STRENGTH OF	OPP. STRENGTH	TEAM	ADJ.	CONF.	ADJ CONF.
Average RPI Loss:	126	RECORD	PCT. RANK	GAMES	SCHEDULE	OF SCHEDULE	RPI	RPI	RPI	RPI
DIV. I ONLY	6- 7	192	5-5	291	88	238	238	11	11	
DIV. I NON-CONF.	4- 4	163	3-2	339	116	291	291	11	11	
TOTALS	RPI 1-25	RPI 26-50	W-L RECORDS	RPI 51-100	RPI 101-150	RPI 150+				
6- 7	0- 0	0- 0	OVERALL	0- 2	1- 3	5- 2				
4- 3	0- 0	0- 0	HOME	0- 0	1- 1	3- 2				
2- 4	0- 0	0- 0	AWAY	0- 2	0- 2	2- 0				
0- 0	0- 0	0- 0	NEUTRAL	0- 0	0- 0	0- 0				
4- 4	0- 0	0- 0	NON-CONFERENCE	0- 1	0- 1	4- 2				
2- 2	0- 0	0- 0	HOME	0- 0	0- 0	2- 2				
2- 2	0- 0	0- 0	AWAY	0- 1	0- 1	2- 0				
0- 0	0- 0	0- 0	NEUTRAL	0- 0	0- 0	0- 0				
2- 3	0- 0	0- 0	CONFERENCE	0- 1	1- 2	1- 0				
2- 1	0- 0	0- 0	HOME	0- 0	1- 1	1- 0				
0- 2	0- 0	0- 0	AWAY	0- 1	0- 1	0- 0				
0- 0	0- 0	0- 0	NEUTRAL	0- 0	0- 0	0- 0				

RPI 1-25				RPI 26-50				RPI 51-100				RPI 101+				Team's RPI: 238	
RPI	S	Opponent	Score	RPI	S	Opponent	Score	RPI	S	Opponent	Score	RPI	S	Opponent	Score		
								73	A	Pacific	63	64	106	A	Boise St.	74	76
								74	A	Washington St.	48	85					
													113	H	Santa Clara	79	71
													122	A	Saint Mary's (CA)	78	85
													125	H	BYU	47	65
													166	H	Hawaii	51	52
													189	H	San Diego	73	57
													216	H	UNLV	44	69
													248	H	UC Davis	70	67
													295	A	Eastern Wash.	53	52
													296	A	New Mexico St.	72	69
													328	H	Cal Poly	63	53
LAST 10 Division I																	
				125	H	BYU	47	65					113	H	Santa Clara	79	71
				189	H	San Diego	73	57					73	A	Pacific	63	64
				106	A	Boise St.	74	76					122	A	Saint Mary's (CA)	78	85
				248	H	UC Davis	70	67					295	A	Eastern Wash.	53	52
				216	H	UNLV	44	69					296	A	New Mexico St.	72	69

Non-Div I Games: Concordia (CA) 76 57 Cal St. L.A. 79 56

Pepperdine

Loss, Non-Conf, S Site, H Home A Away N Neutral

Average RPI Win:	313	WON-LOST	WINNING	LAST 10	STRENGTH OF	OPP. STRENGTH	TEAM	ADJ.	CONF.	ADJ CONF.
Average RPI Loss:	118	RECORD	PCT. RANK	GAMES	SCHEDULE	OF SCHEDULE	RPI	RPI	RPI	RPI
DIV. I ONLY	3- 12	310	1-9	115	230	285	285	3	3	
DIV. I NON-CONF.	3- 8	268	1-5	172	309	301	301	2	2	
TOTALS	RPI 1-25	RPI 26-50	W-L RECORDS	RPI 51-100	RPI 101-150	RPI 150+				
3- 12	0- 0	0- 1	OVERALL	0- 4	0- 4	3- 3				
2- 6	0- 0	0- 0	HOME	0- 2	0- 2	2- 2				
0- 5	0- 0	0- 1	AWAY	0- 2	0- 1	0- 1				
1- 1	0- 0	0- 0	NEUTRAL	0- 0	0- 1	1- 0				
3- 8	0- 0	0- 0	NON-CONFERENCE	0- 2	0- 3	3- 3				
2- 4	0- 0	0- 0	HOME	0- 1	0- 1	2- 2				
0- 3	0- 0	0- 0	AWAY	0- 1	0- 1	0- 1				
1- 1	0- 0	0- 0	NEUTRAL	0- 0	0- 1	1- 0				
0- 4	0- 0	0- 1	CONFERENCE	0- 2	0- 1	0- 0				
0- 2	0- 0	0- 0	HOME	0- 1	0- 1	0- 0				
0- 2	0- 0	0- 1	AWAY	0- 1	0- 0	0- 0				
0- 0	0- 0	0- 0	NEUTRAL	0- 0	0- 0	0- 0				

RPI 1-25				RPI 26-50				RPI 51-100				RPI 101+ Team's RPI: 285			
RPI	S	Opponent	Score	RPI	S	Opponent	Score	RPI	S	Opponent	Score	RPI	S	Opponent	Score
				26	A	Virginia Tech	56 68	53	A	UCF	58 74	116	N	Ohio	50 72
								77	A	North Carolina	62 70	119	H	Duquesne	62 81
								81	H	Boston College	70 79	124	H	Notre Dame	52 60
								86	H	Stony Brook	56 59	130	A	Cincinnati	53 69
												170	H	Miami (OH)	71 80
												200	A	Penn St.	73 78
												231	H	Georgetown	56 66
												270	N	Ole Miss	58 50
												329	H	Fairleigh Dickinson	69 60
												339	H	Central Conn. St.	81 73
LAST 10 Division I															
				77	A	North Carolina	62 70	26	A	Virginia Tech	56 68				
				130	A	Cincinnati	53 69	81	H	Boston College	70 79				
				170	H	Miami (OH)	71 80	124	H	Notre Dame	52 60				
				86	H	Stony Brook	56 59	270	N	Ole Miss	58 50				
				200	A	Penn St.	73 78	116	N	Ohio	50 72				

Non-Div I Games:

Pittsburgh

■ Loss,
 ■ Non-Conf,
 ■ S Site,
 ■ H Home
 ■ A Away
 N Neutral

Average RPI Win:	229	WON-LOST	WINNING	LAST 10	STRENGTH OF	OPP. STRENGTH	TEAM	ADJ.	CONF.	ADJ CONF.
Average RPI Loss:	129	RECORD	PCT. RANK	GAMES	SCHEDULE	OF SCHEDULE	RPI	RPI	RPI	RPI
DIV. I ONLY	6- 7	192	3-7	122	232	157	157	11	11	
DIV. I NON-CONF.	5- 4	140	2-4	213	322	184	184	11	11	
TOTALS	RPI 1-25	RPI 26-50	W-L RECORDS	RPI 51-100	RPI 101-150	RPI 150+				
6- 7	0- 1	0- 0	OVERALL	0- 2	2- 1	4- 3				
2- 4	0- 0	0- 0	HOME	0- 2	1- 1	1- 1				
4- 3	0- 1	0- 0	AWAY	0- 0	1- 0	3- 2				
0- 0	0- 0	0- 0	NEUTRAL	0- 0	0- 0	0- 0				
5- 4	0- 0	0- 0	NON-CONFERENCE	0- 1	1- 1	4- 2				
2- 3	0- 0	0- 0	HOME	0- 1	1- 1	1- 1				
3- 1	0- 0	0- 0	AWAY	0- 0	0- 0	3- 1				
0- 0	0- 0	0- 0	NEUTRAL	0- 0	0- 0	0- 0				
1- 3	0- 1	0- 0	CONFERENCE	0- 1	1- 0	0- 1				
0- 1	0- 0	0- 0	HOME	0- 1	0- 0	0- 0				
1- 2	0- 1	0- 0	AWAY	0- 0	1- 0	0- 1				
0- 0	0- 0	0- 0	NEUTRAL	0- 0	0- 0	0- 0				

RPI 1-25				RPI 26-50				RPI 51-100				RPI 101+ Team's RPI: 157			
RPI	S	Opponent	Score	RPI	S	Opponent	Score	RPI	S	Opponent	Score	RPI	S	Opponent	Score
8	A	Gonzaga	57 62					73	H	Pacific	73 77	108	H	Loyola Chicago	64 78
								83	H	Abilene Christian	69 76	123	H	Fresno St.	75 64
												125	A	BYU	57 48
												189	A	San Diego	55 74
												199	H	Portland St.	71 77
												242	A	CSUN	64 73
												258	H	Grand Canyon	73 41
												259	A	Weber St.	78 59
												293	A	Utah St.	70 64
												316	A	Air Force	72 56
LAST 10 Division I															
8	A	Gonzaga	57 62	73	H	Pacific	73 77								
199	H	Portland St.	71 77	125	A	BYU	57 48								
258	H	Grand Canyon	73 41	189	A	San Diego	55 74								
108	H	Loyola Chicago	64 78	316	A	Air Force	72 56								
83	H	Abilene Christian	69 76	242	A	CSUN	64 73								

Non-Div I Games: Warner Pacific 78 36 Willamette 82 42

Portland

Loss, Non-Conf, S Site, H Home A Away N Neutral

Average RPI Win:	231	WON-LOST	WINNING	LAST 10	STRENGTH OF	OPP. STRENGTH	TEAM	ADJ.	CONF.	ADJ CONF.
Average RPI Loss:	165	RECORD	PCT. RANK	GAMES	SCHEDULE	OF SCHEDULE	RPI	RPI	RPI	RPI
DIV. I ONLY	7- 6	148	7-3	286	188	199	199	22	22	
DIV. I NON-CONF.	5- 4	140	5-1	291	207	189	189	18	18	
TOTALS	RPI 1-25	RPI 26-50	W-L RECORDS	RPI 51-100	RPI 101-150	RPI 150+				
7- 6	0- 0	0- 0	OVERALL	0- 1	1- 2	6- 3				
4- 1	0- 0	0- 0	HOME	0- 1	1- 0	3- 0				
3- 4	0- 0	0- 0	AWAY	0- 0	0- 2	3- 2				
0- 1	0- 0	0- 0	NEUTRAL	0- 0	0- 0	0- 1				
5- 4	0- 0	0- 0	NON-CONFERENCE	0- 1	0- 1	5- 2				
2- 1	0- 0	0- 0	HOME	0- 1	0- 0	2- 0				
3- 2	0- 0	0- 0	AWAY	0- 0	0- 1	3- 1				
0- 1	0- 0	0- 0	NEUTRAL	0- 0	0- 0	0- 1				
2- 2	0- 0	0- 0	CONFERENCE	0- 0	1- 1	1- 1				
2- 0	0- 0	0- 0	HOME	0- 0	1- 0	1- 0				
0- 2	0- 0	0- 0	AWAY	0- 0	0- 1	0- 1				
0- 0	0- 0	0- 0	NEUTRAL	0- 0	0- 0	0- 0				

RPI 1-25				RPI 26-50				RPI 51-100				RPI 101+				Team's RPI: 199	
RPI	S	Opponent	Score	RPI	S	Opponent	Score	RPI	S	Opponent	Score	RPI	S	Opponent	Score		
								91	H	Tennessee	61	88	106	A	Boise St.	57	82
													109	H	Idaho	74	53
													146	A	Southern Utah	58	71
													157	A	Portland	77	71
													174	A	Northern Colo.	58	77
													235	A	UC Irvine	70	61
													235	N	UC Irvine	75	83
													240	A	UMKC	69	87
													248	A	UC Davis	76	70
													258	H	Grand Canyon	69	46
													295	H	Eastern Wash.	75	58
													313	H	Nevada	80	75
LAST 10 Division I																	
				174	A	Northern Colo.	58	77				295	H	Eastern Wash.	75	58	
				91	H	Tennessee	61	88				109	H	Idaho	74	53	
				157	A	Portland	77	71				146	A	Southern Utah	58	71	
				258	H	Grand Canyon	69	46				248	A	UC Davis	76	70	
				235	A	UC Irvine	70	61				313	H	Nevada	80	75	

Non-Div I Games: Multnomah 104 48

Portland St.

Prairie View

Through Games Of Jan. 10, 2020

Average RPI Win:	0	WON-LOST	WINNING	LAST 10	STRENGTH OF	OPP. STRENGTH	TEAM	ADJ.	CONF.	ADJ CONF.
Average RPI Loss:	146	RECORD	PCT. RANK	GAMES	SCHEDULE	OF SCHEDULE	RPI	RPI	RPI	RPI
DIV. I ONLY	0- 11	344	0-10	84	210	306	306	29	29	
DIV. I NON-CONF.	0- 9	338	0-8	10	213	248	248	28	28	
TOTALS	RPI 1-25	RPI 26-50	W-L RECORDS	RPI 51-100	RPI 101-150	RPI 150+				
0- 11	0- 1	0- 2	OVERALL	0- 0	0- 2	0- 6				
0- 3	0- 0	0- 0	HOME	0- 0	0- 1	0- 2				
0- 6	0- 1	0- 2	AWAY	0- 0	0- 1	0- 2				
0- 2	0- 0	0- 0	NEUTRAL	0- 0	0- 0	0- 2				
0- 9	0- 1	0- 2	NON-CONFERENCE	0- 0	0- 2	0- 4				
0- 1	0- 0	0- 0	HOME	0- 0	0- 1	0- 0				
0- 6	0- 1	0- 2	AWAY	0- 0	0- 1	0- 2				
0- 2	0- 0	0- 0	NEUTRAL	0- 0	0- 0	0- 2				
0- 2	0- 0	0- 0	CONFERENCE	0- 0	0- 0	0- 2				
0- 2	0- 0	0- 0	HOME	0- 0	0- 0	0- 2				
0- 0	0- 0	0- 0	AWAY	0- 0	0- 0	0- 0				
0- 0	0- 0	0- 0	NEUTRAL	0- 0	0- 0	0- 0				

RPI 1-25				RPI 26-50				RPI 51-100				RPI 101+ Team's RPI: 306			
RPI	S	Opponent	Score	RPI	S	Opponent	Score	RPI	S	Opponent	Score	RPI	S	Opponent	Score
19	A	Texas A&M	38 80	40	A	Arizona	48 83					101	A	Wisconsin	42 68
				42	A	Oklahoma	48 94					121	H	Florida	44 51
												151	A	Rice	55 77
												164	A	Texas Tech	48 82
												170	N	Miami (OH)	52 65
												225	H	Southern U.	48 68
												247	N	A&M-Corpus Christi	52 64
												322	H	Alcorn	63 68
LAST 10 Division I															
164	A	Texas Tech	48 82	225	H	Southern U.	48 68								
151	A	Rice	55 77	322	H	Alcorn	63 68								
121	H	Florida	44 51	101	A	Wisconsin	42 68								
19	A	Texas A&M	38 80	247	N	A&M-Corpus Christi	52 64								
40	A	Arizona	48 83	170	N	Miami (OH)	52 65								

Non-Div I Games: Huston-Tillotson 79 60 Wiley 75 42 Tex. A&M-Kingsville85 55

Prairie View

Loss, Non-Conf, S Site, H Home A Away N Neutral

Presbyterian

Through Games Of Jan. 10, 2020

Average RPI Win:	287	WON-LOST	WINNING	LAST 10	STRENGTH OF	OPP. STRENGTH	TEAM	ADJ.	CONF.	ADJ CONF.
Average RPI Loss:	190	RECORD	PCT. RANK	GAMES	SCHEDULE	OF SCHEDULE	RPI	RPI	RPI	RPI
DIV. I ONLY	2- 9	313	1-9	176	340	301	301	27	27	
DIV. I NON-CONF.	2- 5	259	1-5	183	303	249	249	27	27	
TOTALS	RPI 1-25	RPI 26-50	W-L RECORDS	RPI 51-100	RPI 101-150	RPI 150+				
2- 9	0- 1	0- 0	OVERALL	0- 0	0- 2	2- 6				
1- 3	0- 0	0- 0	HOME	0- 0	0- 0	1- 3				
1- 6	0- 1	0- 0	AWAY	0- 0	0- 2	1- 3				
0- 0	0- 0	0- 0	NEUTRAL	0- 0	0- 0	0- 0				
2- 5	0- 1	0- 0	NON-CONFERENCE	0- 0	0- 2	2- 2				
1- 1	0- 0	0- 0	HOME	0- 0	0- 0	1- 1				
1- 4	0- 1	0- 0	AWAY	0- 0	0- 2	1- 1				
0- 0	0- 0	0- 0	NEUTRAL	0- 0	0- 0	0- 0				
0- 4	0- 0	0- 0	CONFERENCE	0- 0	0- 0	0- 4				
0- 2	0- 0	0- 0	HOME	0- 0	0- 0	0- 2				
0- 2	0- 0	0- 0	AWAY	0- 0	0- 0	0- 2				
0- 0	0- 0	0- 0	NEUTRAL	0- 0	0- 0	0- 0				

RPI 1-25				RPI 26-50				RPI 51-100				RPI 101+ Team's RPI: 301			
RPI	S	Opponent	Score	RPI	S	Opponent	Score	RPI	S	Opponent	Score	RPI	S	Opponent	Score
24	A	West Virginia	40 56									121	A	Florida	46 60
												140	A	Illinois	52 71
												155	H	Hampton	42 71
												209	A	UNC Asheville	39 54
												221	H	UNCW	60 70
												229	H	Col. of Charleston	58 54
												251	H	Longwood	60 71
												292	A	Radford	42 54
												294	A	Wofford	60 67
												345	A	South Carolina St.	70 49
LAST 10 Division I															
209	A	UNC Asheville	39 54	155	H	Hampton	42 71								
221	H	UNCW	60 70	251	H	Longwood	60 71								
140	A	Illinois	52 71	292	A	Radford	42 54								
294	A	Wofford	60 67	121	A	Florida	46 60								
229	H	Col. of Charleston	58 54	24	A	West Virginia	40 56								

Non-Div I Games: William Peace 72 35 Brevard 74 45

Presbyterian

Loss, Non-Conf, S Site, H Home A Away N Neutral

Average RPI Win:	170	WON-LOST	WINNING	LAST 10	STRENGTH OF	OPP. STRENGTH	TEAM	ADJ.	CONF.	ADJ CONF.
Average RPI Loss:	11	RECORD	PCT. RANK	GAMES	SCHEDULE	OF SCHEDULE	RPI	RPI	RPI	RPI
DIV. I ONLY	12- 1	9	9-1	101	100	21	21	9	9	
DIV. I NON-CONF.	12- 1	9	9-1	103	103	17	17	9	9	
TOTALS	RPI 1-25	RPI 26-50	W-L RECORDS	RPI 51-100	RPI 101-150	RPI 150+				
12- 1	0- 1	1- 0	OVERALL	3- 0	2- 0	6- 0				
7- 0	0- 0	1- 0	HOME	0- 0	1- 0	5- 0				
5- 1	0- 1	0- 0	AWAY	3- 0	1- 0	1- 0				
0- 0	0- 0	0- 0	NEUTRAL	0- 0	0- 0	0- 0				
12- 1	0- 1	1- 0	NON-CONFERENCE	3- 0	2- 0	6- 0				
7- 0	0- 0	1- 0	HOME	0- 0	1- 0	5- 0				
5- 1	0- 1	0- 0	AWAY	3- 0	1- 0	1- 0				
0- 0	0- 0	0- 0	NEUTRAL	0- 0	0- 0	0- 0				
0- 0	0- 0	0- 0	CONFERENCE	0- 0	0- 0	0- 0				
0- 0	0- 0	0- 0	HOME	0- 0	0- 0	0- 0				
0- 0	0- 0	0- 0	AWAY	0- 0	0- 0	0- 0				
0- 0	0- 0	0- 0	NEUTRAL	0- 0	0- 0	0- 0				

RPI	S	Opponent	Score	RPI	S	Opponent	Score	RPI	S	Opponent	Score	RPI	S	Opponent	Score
11	A	Iowa	75 77	36	H	FGCU	67 53	63	A	Seton Hall	78 76	118	H	Rider	80 47
								67	A	Marist	62 50	126	A	George Washington	75 50
								69	A	Saint Louis	66 50	167	A	Missouri	68 33
												200	H	Penn St.	72 55
												241	H	Monmouth	52 40
												284	H	St. Francis Brooklyn	76 44
												321	H	New Hampshire	77 37
												342	H	Hartford	73 42
LAST 10 Division I															
200	H	Penn St.	72 55	321	H	New Hampshire	77 37								
342	H	Hartford	73 42	69	A	Saint Louis	66 50								
67	A	Marist	62 50	167	A	Missouri	68 33								
284	H	St. Francis Brooklyn	76 44	11	A	Iowa	75 77								
241	H	Monmouth	52 40	36	H	FGCU	67 53								

Non-Div I Games:

Princeton

Providence

Through Games Of Jan. 10, 2020

Average RPI Win:	221	WON-LOST	WINNING	LAST 10	STRENGTH OF	OPP. STRENGTH	TEAM	ADJ.	CONF.	ADJ CONF.
Average RPI Loss:	91	RECORD	PCT. RANK	GAMES	SCHEDULE	OF SCHEDULE	RPI	RPI	RPI	RPI
DIV. I ONLY	9- 7	144	4-6	157	140	114	114	6	6	
DIV. I NON-CONF.	9- 3	64	4-2	211	234	73	73	6	6	
TOTALS	RPI 1-25	RPI 26-50	W-L RECORDS	RPI 51-100	RPI 101-150	RPI 150+				
9- 7	0- 1	0- 1	OVERALL	1- 3	2- 0	6- 2				
2- 2	0- 1	0- 1	HOME	1- 0	0- 0	1- 0				
5- 4	0- 0	0- 0	AWAY	0- 2	2- 0	3- 2				
2- 1	0- 0	0- 0	NEUTRAL	0- 1	0- 0	2- 0				
9- 3	0- 0	0- 0	NON-CONFERENCE	1- 2	2- 0	6- 1				
2- 0	0- 0	0- 0	HOME	1- 0	0- 0	1- 0				
5- 2	0- 0	0- 0	AWAY	0- 1	2- 0	3- 1				
2- 1	0- 0	0- 0	NEUTRAL	0- 1	0- 0	2- 0				
0- 4	0- 1	0- 1	CONFERENCE	0- 1	0- 0	0- 1				
0- 2	0- 1	0- 1	HOME	0- 0	0- 0	0- 0				
0- 2	0- 0	0- 0	AWAY	0- 1	0- 0	0- 1				
0- 0	0- 0	0- 0	NEUTRAL	0- 0	0- 0	0- 0				

RPI S Opponent Score	RPI S Opponent Score	RPI S Opponent Score	RPI S Opponent Score
9 H DePaul 67 80	29 H Marquette 50 60	55 A Yale 79 82	137 A Massachusetts 72 63
		65 A Villanova 49 51	142 A Utah 67 60
		79 N Ball St. 51 52	172 A New Mexico 68 86
		81 H Boston College 76 60	192 N Rhode Island 58 51
			231 A Georgetown 53 62
			241 A Monmouth 68 52
			267 H UMass Lowell 63 38
			271 N LMU (CA) 48 45
			318 A Bryant 76 32
			342 A Hartford 75 57
LAST 10 Division I			
65 A Villanova 49 51	29 H Marquette 50 60		
271 N LMU (CA) 48 45	9 H DePaul 67 80		
79 N Ball St. 51 52	231 A Georgetown 53 62		
172 A New Mexico 68 86	192 N Rhode Island 58 51		
142 A Utah 67 60	318 A Bryant 76 32		

Non-Div I Games:

Providence

Loss, Non-Conf, S Site, H Home A Away N Neutral

Average RPI Win:	130	WON-LOST	WINNING	LAST 10	STRENGTH OF	OPP. STRENGTH	TEAM	ADJ.	CONF.	ADJ CONF.
Average RPI Loss:	16	RECORD	PCT. RANK	GAMES	SCHEDULE	OF SCHEDULE	RPI	RPI	RPI	RPI
DIV. I ONLY	11- 5	81	5-5	17	5	23	23	2	2	
DIV. I NON-CONF.	9- 3	64	3-3	58	13	25	25	3	3	
TOTALS	RPI 1-25	RPI 26-50	W-L RECORDS	RPI 51-100	RPI 101-150	RPI 150+				
11- 5	1- 3	3- 2	OVERALL	0- 0	2- 0	5- 0				
7- 1	0- 0	1- 1	HOME	0- 0	2- 0	4- 0				
2- 3	1- 2	0- 1	AWAY	0- 0	0- 0	1- 0				
2- 1	0- 1	2- 0	NEUTRAL	0- 0	0- 0	0- 0				
9- 3	0- 2	3- 1	NON-CONFERENCE	0- 0	1- 0	5- 0				
6- 0	0- 0	1- 0	HOME	0- 0	1- 0	4- 0				
1- 2	0- 1	0- 1	AWAY	0- 0	0- 0	1- 0				
2- 1	0- 1	2- 0	NEUTRAL	0- 0	0- 0	0- 0				
2- 2	1- 1	0- 1	CONFERENCE	0- 0	1- 0	0- 0				
1- 1	0- 0	0- 1	HOME	0- 0	1- 0	0- 0				
1- 1	1- 1	0- 0	AWAY	0- 0	0- 0	0- 0				
0- 0	0- 0	0- 0	NEUTRAL	0- 0	0- 0	0- 0				

RPI	S	Opponent	Score
4	A	South Carolina	49 85
8	N	Gonzaga	50 63
10	A	Indiana	48 66
25	A	Ohio St.	66 50

RPI	S	Opponent	Score
26	A	Virginia Tech	54 67
28	N	Drake	67 47
34	H	Rutgers	53 59
43	N	Arizona St.	59 52
49	H	Western Ky.	67 50

RPI	S	Opponent	Score
101	H	Wisconsin	72 61
129	H	Kent St.	77 64
176	H	Bowling Green	81 74
186	H	Northern Ill.	68 63
224	A	Chattanooga	66 34
234	H	Milwaukee	68 55
236	H	Western Ill.	66 59

LAST 10 Division I

25	A	Ohio St.	66 50	10	A	Indiana	48 66
176	H	Bowling Green	81 74	34	H	Rutgers	53 59
49	H	Western Ky.	67 50	101	H	Wisconsin	72 61
4	A	South Carolina	49 85	26	A	Virginia Tech	54 67
129	H	Kent St.	77 64	8	N	Gonzaga	50 63

Non-Div I Games:

Purdue

Quinnipiac

Through Games Of Jan. 10, 2020

Average RPI Win:	236	WON-LOST	WINNING	LAST 10	STRENGTH OF	OPP. STRENGTH	TEAM	ADJ.	CONF.	ADJ CONF.
Average RPI Loss:	94	RECORD	PCT. RANK	GAMES	SCHEDULE	OF SCHEDULE	RPI	RPI	RPI	RPI
DIV. I ONLY	4- 8	245	4-6	135	130	210	210	24	24	
DIV. I NON-CONF.	3- 6	235	3-4	63	122	180	180	24	24	
TOTALS	RPI 1-25	RPI 26-50	W-L RECORDS	RPI 51-100	RPI 101-150	RPI 150+				
4- 8	0- 0	0- 1	OVERALL	1- 3	0- 3	3- 1				
2- 4	0- 0	0- 0	HOME	1- 1	0- 2	1- 1				
2- 4	0- 0	0- 1	AWAY	0- 2	0- 1	2- 0				
0- 0	0- 0	0- 0	NEUTRAL	0- 0	0- 0	0- 0				
3- 6	0- 0	0- 1	NON-CONFERENCE	1- 3	0- 2	2- 0				
2- 3	0- 0	0- 0	HOME	1- 1	0- 2	1- 0				
1- 3	0- 0	0- 1	AWAY	0- 2	0- 0	1- 0				
0- 0	0- 0	0- 0	NEUTRAL	0- 0	0- 0	0- 0				
1- 2	0- 0	0- 0	CONFERENCE	0- 0	0- 1	1- 1				
0- 1	0- 0	0- 0	HOME	0- 0	0- 0	0- 1				
1- 1	0- 0	0- 0	AWAY	0- 0	0- 1	1- 0				
0- 0	0- 0	0- 0	NEUTRAL	0- 0	0- 0	0- 0				

RPI 1-25				RPI 26-50				RPI 51-100				RPI 101+				Team's RPI: 210	
RPI	S	Opponent	Score	RPI	S	Opponent	Score	RPI	S	Opponent	Score	RPI	S	Opponent	Score		
				27	A	Maryland	52 107	53	A	UCF	58 80	118	A	Rider	59 75		
								55	A	Yale	59 63	126	H	George Washington	67 78		
								70	H	Drexel	62 66	132	H	Harvard	68 77		
								88	H	Bucknell	76 69	171	H	Iona	71 75		
												192	H	Rhode Island	75 63		
												323	A	Siena	66 52		
												342	A	Hartford	87 50		
LAST 10 Division I																	
				342	A	Hartford	87 50	118	A	Rider	59 75						
				192	H	Rhode Island	75 63	323	A	Siena	66 52						
				53	A	UCF	58 80	171	H	Iona	71 75						
				126	H	George Washington	67 78	27	A	Maryland	52 107						
				132	H	Harvard	68 77	88	H	Bucknell	76 69						

Non-Div I Games:

Quinnipiac

Loss, Non-Conf, S Site, H Home A Away N Neutral

Average RPI Win:	302	WON-LOST	WINNING	LAST 10	STRENGTH OF	OPP. STRENGTH	TEAM	ADJ.	CONF.	ADJ CONF.
Average RPI Loss:	146	RECORD	PCT. RANK	GAMES	SCHEDULE	OF SCHEDULE	RPI	RPI	RPI	RPI
DIV. I ONLY	4- 9	261	3-7	307	138	292	292	27	27	
DIV. I NON-CONF.	2- 7	288	1-5	208	90	246	246	27	27	
TOTALS	RPI 1-25	RPI 26-50	W-L RECORDS	RPI 51-100	RPI 101-150	RPI 150+				
4- 9	0- 2	0- 1	OVERALL	0- 1	0- 0	4- 5				
2- 2	0- 0	0- 0	HOME	0- 0	0- 0	2- 2				
2- 7	0- 2	0- 1	AWAY	0- 1	0- 0	2- 3				
0- 0	0- 0	0- 0	NEUTRAL	0- 0	0- 0	0- 0				
2- 7	0- 2	0- 1	NON-CONFERENCE	0- 1	0- 0	2- 3				
0- 2	0- 0	0- 0	HOME	0- 0	0- 0	0- 2				
2- 5	0- 2	0- 1	AWAY	0- 1	0- 0	2- 1				
0- 0	0- 0	0- 0	NEUTRAL	0- 0	0- 0	0- 0				
2- 2	0- 0	0- 0	CONFERENCE	0- 0	0- 0	2- 2				
2- 0	0- 0	0- 0	HOME	0- 0	0- 0	2- 0				
0- 2	0- 0	0- 0	AWAY	0- 0	0- 0	0- 2				
0- 0	0- 0	0- 0	NEUTRAL	0- 0	0- 0	0- 0				

RPI 1-25				RPI 26-50				RPI 51-100				RPI 101+ Team's RPI: 292			
RPI	S	Opponent	Score	RPI	S	Opponent	Score	RPI	S	Opponent	Score	RPI	S	Opponent	Score
24	A	West Virginia	37 74	50	A	Vanderbilt	46 80	85	A	Alabama	51 85	155	A	Hampton	48 51
25	A	Ohio St.	57 70									190	H	American	55 59
												219	A	ETSU	67 43
												223	H	Mt. St. Mary's	58 75
												276	A	Morehead St.	62 73
												286	A	High Point	58 68
												301	H	Presbyterian	54 42
												344	H	Charleston So.	72 35
												345	A	South Carolina St.	60 45
LAST 10 Division I															
301	H	Presbyterian	54 42	155	A	Hampton	48 51								
85	A	Alabama	51 85	286	A	High Point	58 68								
190	H	American	55 59	344	H	Charleston So.	72 35								
25	A	Ohio St.	57 70	223	H	Mt. St. Mary's	58 75								
276	A	Morehead St.	62 73	219	A	ETSU	67 43								

Non-Div I Games:

Radford

■ Loss,
 ■ Non-Conf,
 ■ S Site,
 ■ H Home
 ■ A Away
 N Neutral

Rhode Island

Through Games Of Jan. 10, 2020

Average RPI Win:	232	WON-LOST	WINNING	LAST 10	STRENGTH OF	OPP. STRENGTH	TEAM	ADJ.	CONF.	ADJ CONF.
Average RPI Loss:	140	RECORD	PCT. RANK	GAMES	SCHEDULE	OF SCHEDULE	RPI	RPI	RPI	RPI
DIV. I ONLY	8- 6	136	6-4	241	280	192	192	12	12	
DIV. I NON-CONF.	7- 5	130	5-3	236	329	171	171	12	12	
TOTALS	RPI 1-25	RPI 26-50	W-L RECORDS	RPI 51-100	RPI 101-150	RPI 150+				
8- 6	0- 0	0- 0	OVERALL	1- 1	2- 3	5- 2				
6- 1	0- 0	0- 0	HOME	1- 0	2- 0	3- 1				
1- 4	0- 0	0- 0	AWAY	0- 1	0- 2	1- 1				
1- 1	0- 0	0- 0	NEUTRAL	0- 0	0- 1	1- 0				
7- 5	0- 0	0- 0	NON-CONFERENCE	1- 1	1- 3	5- 1				
5- 0	0- 0	0- 0	HOME	1- 0	1- 0	3- 0				
1- 4	0- 0	0- 0	AWAY	0- 1	0- 2	1- 1				
1- 1	0- 0	0- 0	NEUTRAL	0- 0	0- 1	1- 0				
1- 1	0- 0	0- 0	CONFERENCE	0- 0	1- 0	0- 1				
1- 1	0- 0	0- 0	HOME	0- 0	1- 0	0- 1				
0- 0	0- 0	0- 0	AWAY	0- 0	0- 0	0- 0				
0- 0	0- 0	0- 0	NEUTRAL	0- 0	0- 0	0- 0				

RPI 1-25				RPI 26-50				RPI 51-100				RPI 101+				Team's RPI: 192	
RPI	S	Opponent	Score	RPI	S	Opponent	Score	RPI	S	Opponent	Score	RPI	S	Opponent	Score		
								81	A	Boston College	55	66	112	H	Richmond	76	70
								100	H	Holy Cross	73	58	114	N	Providence	51	58
													132	A	Harvard	58	61
													139	A	North Dakota	61	67
													148	H	Robert Morris	71	59
													163	H	VCU	54	75
													210	A	Quinnipiac	63	75
													249	N	Brown	89	44
													269	H	Fairfield	74	41
													290	H	Vermont	77	74
													342	A	Hartford	68	56
													346	H	LIU Brooklyn	79	56
LAST 10 Division I																	
				210	A	Quinnipiac	63	75		112	H	Richmond	76	70			
				148	H	Robert Morris	71	59		163	H	VCU	54	75			
				114	N	Providence	51	58		132	A	Harvard	58	61			
				249	N	Brown	89	44		269	H	Fairfield	74	41			
				100	H	Holy Cross	73	58		290	H	Vermont	77	74			

Non-Div I Games:

Rhode Island

■ Loss,
 ■ Non-Conf,
 S Site,
 ■ Home
 ■ Away
 N Neutral

Average RPI Win:	239	WON-LOST	WINNING	LAST 10	STRENGTH OF	OPP. STRENGTH	TEAM	ADJ.	CONF.	ADJ CONF.
Average RPI Loss:	64	RECORD	PCT. RANK	GAMES	SCHEDULE	OF SCHEDULE	RPI	RPI	RPI	RPI
DIV. I ONLY	8- 6	136	6-4	218	60	151	151	13	13	
DIV. I NON-CONF.	5- 6	187	3-4	247	21	215	215	15	15	
TOTALS	RPI 1-25	RPI 26-50	W-L RECORDS	RPI 51-100	RPI 101-150	RPI 150+				
8- 6	0- 2	1- 2	OVERALL	0- 1	0- 0	7- 1				
6- 1	0- 1	1- 0	HOME	0- 0	0- 0	5- 0				
2- 3	0- 0	0- 1	AWAY	0- 1	0- 0	2- 1				
0- 2	0- 1	0- 1	NEUTRAL	0- 0	0- 0	0- 0				
5- 6	0- 2	0- 2	NON-CONFERENCE	0- 1	0- 0	5- 1				
4- 1	0- 1	0- 0	HOME	0- 0	0- 0	4- 0				
1- 3	0- 0	0- 1	AWAY	0- 1	0- 0	1- 1				
0- 2	0- 1	0- 1	NEUTRAL	0- 0	0- 0	0- 0				
3- 0	0- 0	1- 0	CONFERENCE	0- 0	0- 0	2- 0				
2- 0	0- 0	1- 0	HOME	0- 0	0- 0	1- 0				
1- 0	0- 0	0- 0	AWAY	0- 0	0- 0	1- 0				
0- 0	0- 0	0- 0	NEUTRAL	0- 0	0- 0	0- 0				

RPI	S	Opponent	Score	RPI	S	Opponent	Score	RPI	S	Opponent	Score	RPI	S	Opponent	Score	Team's RPI: 151
19	H	Texas A&M	61 62	26	N	Virginia Tech	45 54	84	A	Texas Southern	56 63	181	A	Fla. Atlantic	78 69	
22	N	Georgia Tech	52 54	48	A	Oklahoma St.	38 69					182	A	SMU	43 55	
				49	H	Western Ky.	73 65					193	H	Little Rock	66 40	
												264	H	Northern Ariz.	71 57	
												300	H	Marshall	81 43	
												305	H	Nicholls St.	71 47	
												306	H	Prairie View	77 55	
												314	A	McNeese	81 50	
LAST 10 Division I																
22	N	Georgia Tech	52 54	181	A	Fla. Atlantic	78 69									
26	N	Virginia Tech	45 54	49	H	Western Ky.	73 65									
306	H	Prairie View	77 55	300	H	Marshall	81 43									
84	A	Texas Southern	56 63	314	A	McNeese	81 50									
264	H	Northern Ariz.	71 57	48	A	Oklahoma St.	38 69									

Non-Div I Games:

Rice

■ Loss,
 ■ Non-Conf, S Site,
 ■ Home
 ■ Away
 N Neutral

Average RPI Win:	183	WON-LOST	WINNING	LAST 10	STRENGTH OF	OPP. STRENGTH	TEAM	ADJ.	CONF.	ADJ CONF.
Average RPI Loss:	121	RECORD	PCT. RANK	GAMES	SCHEDULE	OF SCHEDULE	RPI	RPI	RPI	RPI
DIV. I ONLY	7- 9	208	3-7	48	239	112	112	12	12	
DIV. I NON-CONF.	7- 7	163	3-5	44	258	84	84	12	12	
TOTALS	RPI 1-25	RPI 26-50	W-L RECORDS	RPI 51-100	RPI 101-150	RPI 150+				
7- 9	0- 0	0- 1	OVERALL	0- 2	2- 3	5- 3				
3- 1	0- 0	0- 0	HOME	0- 0	0- 1	3- 0				
4- 5	0- 0	0- 1	AWAY	0- 2	2- 1	2- 1				
0- 3	0- 0	0- 0	NEUTRAL	0- 0	0- 1	0- 2				
7- 7	0- 0	0- 1	NON-CONFERENCE	0- 2	2- 2	5- 2				
3- 1	0- 0	0- 0	HOME	0- 0	0- 1	3- 0				
4- 3	0- 0	0- 1	AWAY	0- 2	2- 0	2- 0				
0- 3	0- 0	0- 0	NEUTRAL	0- 0	0- 1	0- 2				
0- 2	0- 0	0- 0	CONFERENCE	0- 0	0- 1	0- 1				
0- 0	0- 0	0- 0	HOME	0- 0	0- 0	0- 0				
0- 2	0- 0	0- 0	AWAY	0- 0	0- 1	0- 1				
0- 0	0- 0	0- 0	NEUTRAL	0- 0	0- 0	0- 0				

RPI S	Opponent	Score	RPI S	Opponent	Score	RPI S	Opponent	Score	RPI S	Opponent	Score	Team's RPI: 112
46	A Charlotte	59 78	51	A Old Dominion	51 73	103	A UNC Greensboro	70 62	110	N Bradley	57 61	
			70	A Drexel	52 58	111	H Furman	69 70	117	A Coastal Caro.	79 67	
						131	A Saint Joseph's	56 67	155	N Hampton	65 69	
						161	H William & Mary	76 73	181	H Fla. Atlantic	57 55	
						187	H Norfolk St.	77 69	192	A Rhode Island	70 76	
						223	N Mt. St. Mary's	67 75	231	A Georgetown	51 49	
						298	A UMES	64 52				
LAST 10 Division I												
155	N Hampton	65 69	192	A Rhode Island	70 76							
223	N Mt. St. Mary's	67 75	131	A Saint Joseph's	56 67							
51	A Old Dominion	51 73	187	H Norfolk St.	77 69							
111	H Furman	69 70	110	N Bradley	57 61							
298	A UMES	64 52	117	A Coastal Caro.	79 67							

Non-Div I Games:

Richmond

Average RPI Win: 223	WON-LOST	WINNING	LAST 10	STRENGTH OF	OPP. STRENGTH	TEAM	ADJ.	CONF.	ADJ CONF.
Average RPI Loss: 47	RECORD	PCT. RANK	GAMES	SCHEDULE	OF SCHEDULE	RPI	RPI	RPI	RPI
DIV. I ONLY	10- 2	34	9-1	336	18	118	118	24	24
DIV. I NON-CONF.	7- 2	56	6-1	322	20	116	116	24	24
<hr/>									
TOTALS	RPI 1-25	RPI 26-50	W-L RECORDS	RPI 51-100	RPI 101-150	RPI 150+			
10- 2	0- 1	0- 0	OVERALL	0- 1	0- 0	10- 0			
5- 0	0- 0	0- 0	HOME	0- 0	0- 0	5- 0			
4- 1	0- 1	0- 0	AWAY	0- 0	0- 0	4- 0			
1- 1	0- 0	0- 0	NEUTRAL	0- 1	0- 0	1- 0			
7- 2	0- 1	0- 0	NON-CONFERENCE	0- 1	0- 0	7- 0			
3- 0	0- 0	0- 0	HOME	0- 0	0- 0	3- 0			
3- 1	0- 1	0- 0	AWAY	0- 0	0- 0	3- 0			
1- 1	0- 0	0- 0	NEUTRAL	0- 1	0- 0	1- 0			
3- 0	0- 0	0- 0	CONFERENCE	0- 0	0- 0	3- 0			
2- 0	0- 0	0- 0	HOME	0- 0	0- 0	2- 0			
1- 0	0- 0	0- 0	AWAY	0- 0	0- 0	1- 0			
0- 0	0- 0	0- 0	NEUTRAL	0- 0	0- 0	0- 0			

RPI 1-25				RPI 26-50				RPI 51-100				RPI 101+ Team's RPI: 118			
RPI	S	Opponent	Score	RPI	S	Opponent	Score	RPI	S	Opponent	Score	RPI	S	Opponent	Score
21	A	Princeton	47 80					72	N	North Florida	70 80	171	A	Iona	81 37
												200	A	Penn St.	78 70
												202	H	La Salle	70 43
												210	H	Quinnipiac	75 59
												227	A	Delaware St.	71 69
												228	H	Xavier	64 57
												231	A	Georgetown	65 64
												245	N	Lipscomb	81 76
												252	H	Niagara	79 75
												261	H	Wagner	77 63
<hr/>															
LAST 10 Division I															
227	A	Delaware St.	71 69	210	H	Quinnipiac	75 59								
261	H	Wagner	77 63	171	A	Iona	81 37								
231	A	Georgetown	65 64	252	H	Niagara	79 75								
202	H	La Salle	70 43	245	N	Lipscomb	81 76								
72	N	North Florida	70 80	228	H	Xavier	64 57								

Non-Div I Games:

Rider

Robert Morris

Through Games Of Jan. 10, 2020

Average RPI Win:	223	WON-LOST	WINNING	LAST 10	STRENGTH OF	OPP. STRENGTH	TEAM	ADJ.	CONF.	ADJ CONF.
Average RPI Loss:	127	RECORD	PCT. RANK	GAMES	SCHEDULE	OF SCHEDULE	RPI	RPI	RPI	RPI
DIV. I ONLY	6- 6	162	5-5	195	172	148	148	31	31	
DIV. I NON-CONF.	4- 6	212	3-5	136	149	173	173	30	30	
TOTALS	RPI 1-25	RPI 26-50	W-L RECORDS	RPI 51-100	RPI 101-150	RPI 150+				
6- 6	0- 0	0- 2	OVERALL	0- 0	0- 1	6- 3				
2- 2	0- 0	0- 0	HOME	0- 0	0- 0	2- 2				
4- 4	0- 0	0- 2	AWAY	0- 0	0- 1	4- 1				
0- 0	0- 0	0- 0	NEUTRAL	0- 0	0- 0	0- 0				
4- 6	0- 0	0- 2	NON-CONFERENCE	0- 0	0- 1	4- 3				
2- 2	0- 0	0- 0	HOME	0- 0	0- 0	2- 2				
2- 4	0- 0	0- 2	AWAY	0- 0	0- 1	2- 1				
0- 0	0- 0	0- 0	NEUTRAL	0- 0	0- 0	0- 0				
2- 0	0- 0	0- 0	CONFERENCE	0- 0	0- 0	2- 0				
0- 0	0- 0	0- 0	HOME	0- 0	0- 0	0- 0				
2- 0	0- 0	0- 0	AWAY	0- 0	0- 0	2- 0				
0- 0	0- 0	0- 0	NEUTRAL	0- 0	0- 0	0- 0				

RPI	S	Opponent	Score	RPI	S	Opponent	Score	RPI	S	Opponent	Score	RPI	S	Opponent	Score	Team's RPI: 148
31	A	James Madison	32 59	38	A	TCU	61 66					129	A	Kent St.	81 82	
												156	H	Columbia	59 61	
												185	H	Youngstown St.	58 43	
												187	A	Norfolk St.	69 62	
												192	A	Rhode Island	59 71	
												198	A	Merrimack	68 62	
												202	A	La Salle	71 68	
												218	H	Delaware	62 73	
												228	H	Xavier	71 57	
												339	A	Central Conn. St.	86 56	
LAST 10 Division I																
187	A	Norfolk St.	69 62	198	A	Merrimack	68 62									
192	A	Rhode Island	59 71	339	A	Central Conn. St.	86 56									
218	H	Delaware	62 73	31	A	James Madison	32 59									
228	H	Xavier	71 57	156	H	Columbia	59 61									
129	A	Kent St.	81 82	185	H	Youngstown St.	58 43									

Non-Div I Games: Pitt.-Johnstown 63 30

Robert Morris

■ Loss,
 ■ Non-Conf, S Site,
 ■ Home
 ■ Away
 N Neutral

Average RPI Win:	165	WON-LOST	WINNING	LAST 10	STRENGTH OF	OPP. STRENGTH	TEAM	ADJ.	CONF.	ADJ CONF.
Average RPI Loss:	24	RECORD	PCT. RANK	GAMES	SCHEDULE	OF SCHEDULE	RPI	RPI	RPI	RPI
DIV. I ONLY	13- 2	21	9-1	123	43	34	34	2	2	
DIV. I NON-CONF.	10- 1	19	6-0	237	67	45	45	3	3	
TOTALS	RPI 1-25	RPI 26-50	W-L RECORDS	RPI 51-100	RPI 101-150	RPI 150+				
13- 2	2- 1	2- 1	OVERALL	0- 0	3- 0	6- 0				
7- 1	0- 1	1- 0	HOME	0- 0	1- 0	5- 0				
4- 1	1- 0	0- 1	AWAY	0- 0	2- 0	1- 0				
2- 0	1- 0	1- 0	NEUTRAL	0- 0	0- 0	0- 0				
10- 1	1- 0	2- 1	NON-CONFERENCE	0- 0	1- 0	6- 0				
7- 0	0- 0	1- 0	HOME	0- 0	1- 0	5- 0				
1- 1	0- 0	0- 1	AWAY	0- 0	0- 0	1- 0				
2- 0	1- 0	1- 0	NEUTRAL	0- 0	0- 0	0- 0				
3- 1	1- 1	0- 0	CONFERENCE	0- 0	2- 0	0- 0				
0- 1	0- 1	0- 0	HOME	0- 0	0- 0	0- 0				
3- 0	1- 0	0- 0	AWAY	0- 0	2- 0	0- 0				
0- 0	0- 0	0- 0	NEUTRAL	0- 0	0- 0	0- 0				

RPI 1-25				RPI 26-50				Team's RPI: 34				RPI 51-100				RPI 101+			
RPI	S	Opponent	Score	RPI	S	Opponent	Score	RPI	S	Opponent	Score	RPI	S	Opponent	Score	RPI	S	Opponent	Score
10	H	Indiana	56 66	33	H	Virginia	73 63					101	A	Wisconsin	64 61				
22	N	Georgia Tech	46 43	37	A	LSU	58 64					132	H	Harvard	74 46				
23	A	Purdue	59 53	50	N	Vanderbilt	62 56					140	A	Illinois	75 51				
												225	H	Southern U.	78 58				
												243	H	Towson	67 53				
												252	H	Niagara	87 37				
												282	A	South Alabama	77 56				
												300	H	Marshall	66 41				
												338	H	Coppin St.	107 33				
LAST 10 Division I																			
				101	A	Wisconsin	64 61					140	A	Illinois	75 51				
				300	H	Marshall	66 41					23	A	Purdue	59 53				
				225	H	Southern U.	78 58					10	H	Indiana	56 66				
				243	H	Towson	67 53					22	N	Georgia Tech	46 43				
				33	H	Virginia	73 63					50	N	Vanderbilt	62 56				

Non-Div I Games:

Rutgers

SFA		WON-LOST		WINNING		LAST 10		STRENGTH OF		OPP. STRENGTH		TEAM		ADJ.		CONF.		ADJ CONF.	
Average RPI Win: 280		RECORD		PCT. RANK		GAMES		SCHEDULE		OF SCHEDULE		RPI		RPI		RPI		RPI	
Average RPI Loss: 64																			
DIV. I ONLY		8- 3		63		7-3		325		163		154		154		25		25	
DIV. I NON-CONF.		4- 2		90		3-2		267		170		138		138		23		23	
TOTALS		RPI 1-25		RPI 26-50		W-L RECORDS		RPI 51-100		RPI 101-150		RPI 150+							
8- 3		0- 0		0- 1		OVERALL		0- 2		0- 0		8- 0							
3- 1		0- 0		0- 0		HOME		0- 1		0- 0		3- 0							
4- 2		0- 0		0- 1		AWAY		0- 1		0- 0		4- 0							
1- 0		0- 0		0- 0		NEUTRAL		0- 0		0- 0		1- 0							
4- 2		0- 0		0- 1		NON-CONFERENCE		0- 1		0- 0		4- 0							
1- 1		0- 0		0- 0		HOME		0- 1		0- 0		1- 0							
2- 1		0- 0		0- 1		AWAY		0- 0		0- 0		2- 0							
1- 0		0- 0		0- 0		NEUTRAL		0- 0		0- 0		1- 0							
4- 1		0- 0		0- 0		CONFERENCE		0- 1		0- 0		4- 0							
2- 0		0- 0		0- 0		HOME		0- 0		0- 0		2- 0							
2- 1		0- 0		0- 0		AWAY		0- 1		0- 0		2- 0							
0- 0		0- 0		0- 0		NEUTRAL		0- 0		0- 0		0- 0							

RPI 1-25				RPI 26-50				RPI 51-100				RPI 101+				Team's RPI: 154	
RPI	S	Opponent	Score	RPI	S	Opponent	Score	RPI	S	Opponent	Score	RPI	S	Opponent	Score		
				42	A	Oklahoma	62 75					215	A	Tulsa	67 63		
								53	H	UCF	57 63	239	H	Southeastern La.	77 51		
								96	A	New Orleans	50 53	247	A	A&M-Corpus Christi	66 44		
												287	N	UC Santa Barbara	67 56		
												304	A	Houston Baptist	59 42		
												313	A	Nevada	80 65		
												314	H	McNeese	82 51		
												322	H	Alcorn	67 62		
LAST 10 Division I																	
				314	H	McNeese	82 51	247	A	A&M-Corpus Christi	66 44						
				304	A	Houston Baptist	59 42	96	A	New Orleans	50 53						
				313	A	Nevada	80 65	239	H	Southeastern La.	77 51						
				287	N	UC Santa Barbara	67 56	53	H	UCF	57 63						
				42	A	Oklahoma	62 75	322	H	Alcorn	67 62						

Non-Div I Games: LSU-Shreveport 75 32 Our Lady of the Lake 75 Cent. Christian (KS) 46

SFA

Loss, Non-Conf, S Site, H Home A Away N Neutral

SMU				STRENGTH OF SCHEDULE	OPP. STRENGTH OF SCHEDULE	TEAM RPI	ADJ. RPI	CONF. RPI	ADJ CONF. RPI
Average RPI Win:	214	WON-LOST RECORD	WINNING PCT. RANK						
Average RPI Loss:	98		LAST 10 GAMES						
DIV. I ONLY	7- 7	162	5-5	131	116	182	182	8	8
DIV. I NON-CONF.	6- 6	163	4-4	139	190	203	203	8	8

TOTALS	RPI 1-25	RPI 26-50	W-L RECORDS	RPI 51-100	RPI 101-150	RPI 150+			
7- 7	0- 1	0- 1	OVERALL	0- 1	1- 2	6- 2			
5- 5	0- 1	0- 1	HOME	0- 0	1- 1	4- 2			
1- 2	0- 0	0- 0	AWAY	0- 1	0- 1	1- 0			
1- 0	0- 0	0- 0	NEUTRAL	0- 0	0- 0	1- 0			
6- 6	0- 0	0- 1	NON-CONFERENCE	0- 1	1- 2	5- 2			
5- 4	0- 0	0- 1	HOME	0- 0	1- 1	4- 2			
0- 2	0- 0	0- 0	AWAY	0- 1	0- 1	0- 0			
1- 0	0- 0	0- 0	NEUTRAL	0- 0	0- 0	1- 0			
1- 1	0- 1	0- 0	CONFERENCE	0- 0	0- 0	1- 0			
0- 1	0- 1	0- 0	HOME	0- 0	0- 0	0- 0			
1- 0	0- 0	0- 0	AWAY	0- 0	0- 0	1- 0			
0- 0	0- 0	0- 0	NEUTRAL	0- 0	0- 0	0- 0			

RPI 1-25				RPI 26-50				RPI 51-100				RPI 101+ Team's RPI: 182			
RPI	S	Opponent	Score	RPI	S	Opponent	Score	RPI	S	Opponent	Score	RPI	S	Opponent	Score
3	H	UConn	42 80	38	H	TCU	56 57	73	A	Pacific	49 77	115	A	UT Arlington	46 51
												127	H	Wright St.	61 69
												139	H	North Dakota	66 51
												151	H	Rice	55 43
												158	H	George Mason	58 59
												174	H	Northern Colo.	52 61
												179	H	UTEP	60 56
												235	H	UC Irvine	59 56
												237	A	East Carolina	55 47
												242	N	CSUN	68 58
												314	H	McNeese	81 60

LAST 10 Division I															
235	H	UC Irvine	59 56	237	A	East Carolina	55 47	3	H	UConn	42 80				
115	A	UT Arlington	46 51					158	H	George Mason	58 59				
179	H	UTEP	60 56	73	A	Pacific	49 77	242	N	CSUN	68 58				
139	H	North Dakota	66 51												
127	H	Wright St.	61 69												

Non-Div I Games:

SMU

■ Loss,
 ■ Non-Conf,
 ■ S Site,
 ■ H Home
 ■ A Away
 N Neutral

Average RPI Win:	0	WON-LOST	WINNING	LAST 10	STRENGTH OF	OPP. STRENGTH	TEAM	ADJ.	CONF.	ADJ CONF.
Average RPI Loss:	228	RECORD	PCT. RANK	GAMES	SCHEDULE	OF SCHEDULE	RPI	RPI	RPI	RPI
DIV. I ONLY	0- 11	344	0-10	323	291	351	351	22	22	
DIV. I NON-CONF.	0- 7	338	0-6	332	301	351	351	18	18	
TOTALS	RPI 1-25	RPI 26-50	W-L RECORDS	RPI 51-100	RPI 101-150	RPI 150+				
0- 11	0- 1	0- 0	OVERALL	0- 0	0- 1	0- 9				
0- 3	0- 1	0- 0	HOME	0- 0	0- 1	0- 1				
0- 8	0- 0	0- 0	AWAY	0- 0	0- 0	0- 8				
0- 0	0- 0	0- 0	NEUTRAL	0- 0	0- 0	0- 0				
0- 7	0- 1	0- 0	NON-CONFERENCE	0- 0	0- 0	0- 6				
0- 1	0- 1	0- 0	HOME	0- 0	0- 0	0- 0				
0- 6	0- 0	0- 0	AWAY	0- 0	0- 0	0- 6				
0- 0	0- 0	0- 0	NEUTRAL	0- 0	0- 0	0- 0				
0- 4	0- 0	0- 0	CONFERENCE	0- 0	0- 1	0- 3				
0- 2	0- 0	0- 0	HOME	0- 0	0- 1	0- 1				
0- 2	0- 0	0- 0	AWAY	0- 0	0- 0	0- 2				
0- 0	0- 0	0- 0	NEUTRAL	0- 0	0- 0	0- 0				

RPI 1-25				RPI 26-50				RPI 51-100				RPI 101+				Team's RPI: 351
RPI	S	Opponent	Score	RPI	S	Opponent	Score	RPI	S	Opponent	Score	RPI	S	Opponent	Score	
25	H	Ohio St.	74 104									136	H	Montana St.	48 85	
												173	H	Montana	60 64	
												195	A	San Jose St.	67 73	
												208	A	San Francisco	82 87	
												248	A	UC Davis	75 77	
												264	A	Northern Ariz.	107 114	
												279	A	Idaho St.	62 80	
												313	A	Nevada	72 83	
												328	A	Cal Poly	43 62	
												334	A	Seattle U	84 88	
LAST 10 Division I																
136	H	Montana St.	48 85	264	A	Northern Ariz.	107 114									
25	H	Ohio St.	74 104	279	A	Idaho St.	62 80									
208	A	San Francisco	82 87	173	H	Montana	60 64									
334	A	Seattle U	84 88	328	A	Cal Poly	43 62									
248	A	UC Davis	75 77	195	A	San Jose St.	67 73									

Non-Div I Games: Cal Maritime 86 55 Pacific Union 94 35

Sacramento St.

Average RPI Win: 290		WON-LOST	WINNING	LAST 10	STRENGTH OF	OPP. STRENGTH	TEAM	ADJ.	CONF.	ADJ CONF.
Average RPI Loss: 127		RECORD	PCT. RANK	GAMES	SCHEDULE	OF SCHEDULE	RPI	RPI	RPI	RPI
DIV. I ONLY		5- 8	226	4-6	234	220	232	232	31	31
DIV. I NON-CONF.		2- 8	295	1-6	153	229	281	281	30	30
TOTALS	RPI 1-25		RPI 26-50		W-L RECORDS	RPI 51-100	RPI 101-150		RPI 150+	
5- 8	0- 0		0- 0		OVERALL	0- 5	0- 1		5- 2	
3- 1	0- 0		0- 0		HOME	0- 1	0- 0		3- 0	
1- 6	0- 0		0- 0		AWAY	0- 3	0- 1		1- 2	
1- 1	0- 0		0- 0		NEUTRAL	0- 1	0- 0		1- 0	
2- 8	0- 0		0- 0		NON-CONFERENCE	0- 5	0- 1		2- 2	
1- 1	0- 0		0- 0		HOME	0- 1	0- 0		1- 0	
0- 6	0- 0		0- 0		AWAY	0- 3	0- 1		0- 2	
1- 1	0- 0		0- 0		NEUTRAL	0- 1	0- 0		1- 0	
3- 0	0- 0		0- 0		CONFERENCE	0- 0	0- 0		3- 0	
2- 0	0- 0		0- 0		HOME	0- 0	0- 0		2- 0	
1- 0	0- 0		0- 0		AWAY	0- 0	0- 0		1- 0	
0- 0	0- 0		0- 0		NEUTRAL	0- 0	0- 0		0- 0	

RPI 1-25				RPI 26-50				RPI 51-100				RPI 101+				Team's RPI: 232	
RPI	S	Opponent	Score	RPI	S	Opponent	Score	RPI	S	Opponent	Score	RPI	S	Opponent	Score		
								55	A	Yale	40	87	131	A	Saint Joseph's	44	71
								59	N	Nebraska	49	72	198	H	Merrimack	63	60
								63	A	Seton Hall	69	95	200	A	Penn St.	65	88
								86	A	Stony Brook	50	54	261	A	Wagner	79	65
								100	H	Holy Cross	52	65	323	A	Siena	57	68
													325	N	Detroit Mercy	66	60
													327	H	Hofstra	71	44
													339	H	Central Conn. St.	66	58
LAST 10 Division I																	
				200	A	Penn St.	65	88	339	H	Central Conn. St.	66	58				
				55	A	Yale	40	87	261	A	Wagner	79	65				
				100	H	Holy Cross	52	65	198	H	Merrimack	63	60				
				131	A	Saint Joseph's	44	71	325	N	Detroit Mercy	66	60				
				59	N	Nebraska	49	72	86	A	Stony Brook	50	54				

Sacred Heart

Average RPI Win:	293	WON-LOST	WINNING	LAST 10	STRENGTH OF	OPP. STRENGTH	TEAM	ADJ.	CONF.	ADJ CONF.
Average RPI Loss:	127	RECORD	PCT. RANK	GAMES	SCHEDULE	OF SCHEDULE	RPI	RPI	RPI	RPI
DIV. I ONLY	4- 10	274	3-7	159	222	222	222	31	31	
DIV. I NON-CONF.	2- 9	304	1-6	55	140	206	206	30	30	
TOTALS	RPI 1-25	RPI 26-50	W-L RECORDS	RPI 51-100	RPI 101-150	RPI 150+				
4- 10	0- 1	0- 2	OVERALL	0- 3	0- 1	4- 3				
0- 3	0- 0	0- 0	HOME	0- 2	0- 0	0- 1				
3- 6	0- 1	0- 1	AWAY	0- 1	0- 1	3- 2				
1- 1	0- 0	0- 1	NEUTRAL	0- 0	0- 0	1- 0				
2- 9	0- 1	0- 2	NON-CONFERENCE	0- 3	0- 1	2- 2				
0- 3	0- 0	0- 0	HOME	0- 2	0- 0	0- 1				
1- 5	0- 1	0- 1	AWAY	0- 1	0- 1	1- 1				
1- 1	0- 0	0- 1	NEUTRAL	0- 0	0- 0	1- 0				
2- 1	0- 0	0- 0	CONFERENCE	0- 0	0- 0	2- 1				
0- 0	0- 0	0- 0	HOME	0- 0	0- 0	0- 0				
2- 1	0- 0	0- 0	AWAY	0- 0	0- 0	2- 1				
0- 0	0- 0	0- 0	NEUTRAL	0- 0	0- 0	0- 0				

RPI 1-25				RPI 26-50				RPI 51-100				RPI 101+ Team's RPI: 222			
RPI	S	Opponent	Score	RPI	S	Opponent	Score	RPI	S	Opponent	Score	RPI	S	Opponent	Score
24	A	West Virginia	45 74	26	A	Virginia Tech	41 105	88	H	Bucknell	46 70	119	A	Duquesne	69 72
				36	N	FGCU	64 97	93	H	Liberty	52 71	185	H	Youngstown St.	46 56
								98	A	South Fla.	23 62	226	N	Stetson	78 73
												276	A	Morehead St.	54 65
												290	A	Vermont	73 69
												318	A	Bryant	63 60
												329	A	Fairleigh Dickinson	47 56
												339	A	Central Conn. St.	64 52
LAST 10 Division I															
88	H	Bucknell	46 70	329	A	Fairleigh Dickinson	47 56								
93	H	Liberty	52 71	339	A	Central Conn. St.	64 52								
119	A	Duquesne	69 72	318	A	Bryant	63 60								
185	H	Youngstown St.	46 56	98	A	South Fla.	23 62								
290	A	Vermont	73 69	36	N	FGCU	64 97								

Non-Div I Games:

Saint Francis (PA)

■ Loss,
 ■ Non-Conf,
 ■ S Site,
 ■ H Home
 ■ A Away
 N Neutral

Saint Joseph's

Through Games Of Jan. 10, 2020

Average RPI Win:	164	WON-LOST	WINNING	LAST 10	STRENGTH OF	OPP. STRENGTH	TEAM	ADJ.	CONF.	ADJ CONF.
Average RPI Loss:	101	RECORD	PCT. RANK	GAMES	SCHEDULE	OF SCHEDULE	RPI	RPI	RPI	RPI
DIV. I ONLY	7- 7	162	5-5	78	133	131	131	12	12	
DIV. I NON-CONF.	6- 6	163	4-4	62	181	128	128	12	12	
TOTALS	RPI 1-25	RPI 26-50	W-L RECORDS	RPI 51-100	RPI 101-150	RPI 150+				
7- 7	0- 0	0- 0	OVERALL	1- 3	2- 3	4- 1				
5- 2	0- 0	0- 0	HOME	1- 1	1- 1	3- 0				
1- 3	0- 0	0- 0	AWAY	0- 1	0- 1	1- 1				
1- 2	0- 0	0- 0	NEUTRAL	0- 1	1- 1	0- 0				
6- 6	0- 0	0- 0	NON-CONFERENCE	1- 3	1- 3	4- 0				
4- 2	0- 0	0- 0	HOME	1- 1	0- 1	3- 0				
1- 2	0- 0	0- 0	AWAY	0- 1	0- 1	1- 0				
1- 2	0- 0	0- 0	NEUTRAL	0- 1	1- 1	0- 0				
1- 1	0- 0	0- 0	CONFERENCE	0- 0	1- 0	0- 1				
1- 0	0- 0	0- 0	HOME	0- 0	1- 0	0- 0				
0- 1	0- 0	0- 0	AWAY	0- 0	0- 0	0- 1				
0- 0	0- 0	0- 0	NEUTRAL	0- 0	0- 0	0- 0				

RPI 1-25				RPI 26-50				RPI 51-100				RPI 101+				Team's RPI: 131	
RPI	S	Opponent	Score	RPI	S	Opponent	Score	RPI	S	Opponent	Score	RPI	S	Opponent	Score		
								56	H	Temple	67 63	102	H	Penn	45	55	
								63	N	Seton Hall	39 55	111	N	Furman	48	63	
								65	A	Villanova	44 60	112	H	Richmond	67	56	
								70	H	Drexel	52 62	132	N	Harvard	63	39	
												133	A	Auburn	62	66	
												156	A	Columbia	71	57	
												163	A	VCU	40	47	
												190	H	American	72	51	
												232	H	Sacred Heart	71	44	
												273	H	Navy	49	40	
LAST 10 Division I																	
				111	N	Furman	48 63	163	A	VCU	40 47						
				132	N	Harvard	63 39	112	H	Richmond	67 56						
				65	A	Villanova	44 60	273	H	Navy	49 40						
				232	H	Sacred Heart	71 44	190	H	American	72 51						
				70	H	Drexel	52 62	133	A	Auburn	62 66						

Non-Div I Games:

Saint Joseph's

 Loss,
 Non-Conf,
 S Site,
H Home
A Away
N Neutral

Average RPI Win:	175	WON-LOST	WINNING	LAST 10	STRENGTH OF	OPP. STRENGTH	TEAM	ADJ.	CONF.	ADJ CONF.
Average RPI Loss:	80	RECORD	PCT. RANK	GAMES	SCHEDULE	OF SCHEDULE	RPI	RPI	RPI	RPI
DIV. I ONLY	9- 6	112	5-5	59	142	69	69	12	12	
DIV. I NON-CONF.	8- 5	117	4-4	50	151	61	61	12	12	
TOTALS	RPI 1-25	RPI 26-50	W-L RECORDS	RPI 51-100	RPI 101-150	RPI 150+				
9- 6	0- 1	0- 1	OVERALL	2- 2	2- 1	5- 1				
4- 3	0- 1	0- 0	HOME	2- 1	1- 1	1- 0				
5- 3	0- 0	0- 1	AWAY	0- 1	1- 0	4- 1				
0- 0	0- 0	0- 0	NEUTRAL	0- 0	0- 0	0- 0				
8- 5	0- 1	0- 1	NON-CONFERENCE	2- 2	2- 0	4- 1				
4- 2	0- 1	0- 0	HOME	2- 1	1- 0	1- 0				
4- 3	0- 0	0- 1	AWAY	0- 1	1- 0	3- 1				
0- 0	0- 0	0- 0	NEUTRAL	0- 0	0- 0	0- 0				
1- 1	0- 0	0- 0	CONFERENCE	0- 0	0- 1	1- 0				
0- 1	0- 0	0- 0	HOME	0- 0	0- 1	0- 0				
1- 0	0- 0	0- 0	AWAY	0- 0	0- 0	1- 0				
0- 0	0- 0	0- 0	NEUTRAL	0- 0	0- 0	0- 0				

RPI 1-25				RPI 26-50				RPI 51-100				RPI 101+			
RPI	S	Opponent	Score	RPI	S	Opponent	Score	RPI	S	Opponent	Score	RPI	S	Opponent	Score
21	H	Princeton	50 66	50	A	Vanderbilt	50 62	57	H	Kansas	60 68	104	H	Colgate	61 51
								78	A	Southern Ill.	53 61	107	H	Davidson	58 65
								87	H	UT Martin	56 50	130	A	Cincinnati	60 50
								89	H	Illinois St.	61 56	167	A	Missouri	58 83
												169	H	Southeast Mo. St.	76 61
												202	A	La Salle	77 61
												212	A	Northern Ky.	67 42
												280	A	Indiana St.	55 53
												303	A	SIUE	68 35
LAST 10 Division I															
57	H	Kansas	60 68	202	A	La Salle	77 61								
21	H	Princeton	50 66	107	H	Davidson	58 65								
89	H	Illinois St.	61 56	280	A	Indiana St.	55 53								
167	A	Missouri	58 83	78	A	Southern Ill.	53 61								
169	H	Southeast Mo. St.	76 61	104	H	Colgate	61 51								

Non-Div I Games:

Saint Louis

Saint Mary's (CA)

Through Games Of Jan. 10, 2020

Average RPI Win:	224	WON-LOST	WINNING	LAST 10	STRENGTH OF	OPP. STRENGTH	TEAM	ADJ.	CONF.	ADJ CONF.
Average RPI Loss:	98	RECORD	PCT. RANK	GAMES	SCHEDULE	OF SCHEDULE	RPI	RPI	RPI	RPI
DIV. I ONLY	9- 7	144	7-3	129	135	122	122	11	11	
DIV. I NON-CONF.	5- 6	187	3-2	137	155	186	186	11	11	
TOTALS	RPI 1-25	RPI 26-50	W-L RECORDS	RPI 51-100	RPI 101-150	RPI 150+				
9- 7	0- 2	1- 1	OVERALL	0- 2	1- 0	7- 2				
6- 2	0- 1	1- 1	HOME	0- 0	0- 0	5- 0				
2- 5	0- 1	0- 0	AWAY	0- 2	1- 0	1- 2				
1- 0	0- 0	0- 0	NEUTRAL	0- 0	0- 0	1- 0				
5- 6	0- 1	1- 1	NON-CONFERENCE	0- 2	0- 0	4- 2				
4- 2	0- 1	1- 1	HOME	0- 0	0- 0	3- 0				
0- 4	0- 0	0- 0	AWAY	0- 2	0- 0	0- 2				
1- 0	0- 0	0- 0	NEUTRAL	0- 0	0- 0	1- 0				
4- 1	0- 1	0- 0	CONFERENCE	0- 0	1- 0	3- 0				
2- 0	0- 0	0- 0	HOME	0- 0	0- 0	2- 0				
2- 1	0- 1	0- 0	AWAY	0- 0	1- 0	1- 0				
0- 0	0- 0	0- 0	NEUTRAL	0- 0	0- 0	0- 0				

RPI	S	Opponent	Score	RPI	S	Opponent	Score	RPI	S	Opponent	Score	RPI	S	Opponent	Score	Team's RPI: 122
8	A	Gonzaga	49 74	29	H	Marquette	63 77	53	A	UCF	58 67	113	A	Santa Clara	95 87	
15	H	NC State	70 87	49	H	Western Ky.	80 73	57	A	Kansas	81 86	208	A	San Francisco	86 79	
												214	A	Wyoming	67 69	
												238	H	Pepperdine	85 78	
												248	H	UC Davis	83 74	
												271	H	LMU (CA)	86 70	
												278	N	St. Bonaventure	72 57	
												287	H	UC Santa Barbara	64 43	
												313	A	Nevada	72 78	
												328	H	Cal Poly	84 67	
LAST 10 Division I																
113	A	Santa Clara	95 87	8	A	Gonzaga	49 74	271	H	LMU (CA)	86 70	238	H	Pepperdine	85 78	
208	A	San Francisco	86 79	53	A	UCF	58 67	328	H	Cal Poly	84 67	49	H	Western Ky.	80 73	
278	N	St. Bonaventure	72 57	57	A	Kansas	81 86									

Non-Div I Games:

Saint Mary's (CA)

■ Loss,
 ■ Non-Conf,
 ■ S Site,
 ■ Home
 ■ Away
 N Neutral

Saint Peter's

Through Games Of Jan. 10, 2020

Average RPI Win:	327	WON-LOST	WINNING	LAST 10	STRENGTH OF	OPP. STRENGTH	TEAM	ADJ.	CONF.	ADJ CONF.
Average RPI Loss:	213	RECORD	PCT. RANK	GAMES	SCHEDULE	OF SCHEDULE	RPI	RPI	RPI	RPI
DIV. I ONLY	4- 8	245	3-7	351	287	332	332	24	24	
DIV. I NON-CONF.	3- 6	235	2-5	349	311	339	339	24	24	
TOTALS	RPI 1-25	RPI 26-50	W-L RECORDS	RPI 51-100	RPI 101-150	RPI 150+				
4- 8	0- 0	0- 0	OVERALL	0- 2	0- 0	4- 6				
2- 3	0- 0	0- 0	HOME	0- 1	0- 0	2- 2				
2- 5	0- 0	0- 0	AWAY	0- 1	0- 0	2- 4				
0- 0	0- 0	0- 0	NEUTRAL	0- 0	0- 0	0- 0				
3- 6	0- 0	0- 0	NON-CONFERENCE	0- 1	0- 0	3- 5				
1- 2	0- 0	0- 0	HOME	0- 1	0- 0	1- 1				
2- 4	0- 0	0- 0	AWAY	0- 0	0- 0	2- 4				
0- 0	0- 0	0- 0	NEUTRAL	0- 0	0- 0	0- 0				
1- 2	0- 0	0- 0	CONFERENCE	0- 1	0- 0	1- 1				
1- 1	0- 0	0- 0	HOME	0- 0	0- 0	1- 1				
0- 1	0- 0	0- 0	AWAY	0- 1	0- 0	0- 0				
0- 0	0- 0	0- 0	NEUTRAL	0- 0	0- 0	0- 0				

RPI 1-25				RPI 26-50				RPI 51-100				RPI 101+ Team's RPI: 332					
RPI	S	Opponent	Score	RPI	S	Opponent	Score	RPI	S	Opponent	Score	RPI	S	Opponent	Score		
								67	A	Marist	76	96	194	A	Howard	80	92
								92	H	Lehigh	71	80	220	H	Manhattan	52	85
													227	A	Delaware St.	66	89
													261	A	Wagner	89	90
													302	H	Morgan St.	78	77
													311	A	NJIT	73	76
													323	H	Siena	87	83
													329	H	Fairleigh Dickinson	71	77
													338	A	Coppin St.	82	57
													346	A	LIU Brooklyn	89	74
LAST 10 Division I																	
				92	H	Lehigh	71	80	220	H	Manhattan	52	85				
				329	H	Fairleigh Dickinson	71	77	323	H	Siena	87	83				
				227	A	Delaware St.	66	89	67	A	Marist	76	96				
				311	A	NJIT	73	76	194	A	Howard	80	92				
				302	H	Morgan St.	78	77	338	A	Coppin St.	82	57				

Non-Div I Games:

Saint Peter's

■ Loss,
 ■ Non-Conf,
 ■ S Site,
 ■ H Home
 ■ A Away
 N Neutral

Average RPI Win:	253	WON-LOST	WINNING	LAST 10	STRENGTH OF	OPP. STRENGTH	TEAM	ADJ.	CONF.	ADJ CONF.
Average RPI Loss:	187	RECORD	PCT. RANK	GAMES	SCHEDULE	OF SCHEDULE	RPI	RPI	RPI	RPI
DIV. I ONLY	7- 4	99	6-4	322	180	159	159	25	25	
DIV. I NON-CONF.	2- 4	235	1-4	171	259	187	187	23	23	
TOTALS	RPI 1-25	RPI 26-50	W-L RECORDS	RPI 51-100	RPI 101-150	RPI 150+				
7- 4	0- 0	0- 1	OVERALL	1- 0	0- 0	6- 3				
3- 0	0- 0	0- 0	HOME	0- 0	0- 0	3- 0				
4- 4	0- 0	0- 1	AWAY	1- 0	0- 0	3- 3				
0- 0	0- 0	0- 0	NEUTRAL	0- 0	0- 0	0- 0				
2- 4	0- 0	0- 1	NON-CONFERENCE	0- 0	0- 0	2- 3				
1- 0	0- 0	0- 0	HOME	0- 0	0- 0	1- 0				
1- 4	0- 0	0- 1	AWAY	0- 0	0- 0	1- 3				
0- 0	0- 0	0- 0	NEUTRAL	0- 0	0- 0	0- 0				
5- 0	0- 0	0- 0	CONFERENCE	1- 0	0- 0	4- 0				
2- 0	0- 0	0- 0	HOME	0- 0	0- 0	2- 0				
3- 0	0- 0	0- 0	AWAY	1- 0	0- 0	2- 0				
0- 0	0- 0	0- 0	NEUTRAL	0- 0	0- 0	0- 0				

RPI 1-25				RPI 26-50				RPI 51-100				RPI 101+				Team's RPI: 159	
RPI	S	Opponent	Score	RPI	S	Opponent	Score	RPI	S	Opponent	Score	RPI	S	Opponent	Score		
				42	A	Oklahoma	71 95	96	A	New Orleans	78 46	164	A	Texas Tech	57 99		
												180	H	Louisiana	77 73		
												239	A	Southeastern La.	84 69		
												270	A	Ole Miss	69 75		
												272	A	Oral Roberts	41 64		
												299	A	UTSA	81 77		
												305	H	Nicholls St.	87 71		
												314	H	McNeese	92 59		
												341	A	Northwestern St.	79 69		
LAST 10 Division I																	
				96	A	New Orleans	78 46	239	A	Southeastern La.	84 69						
				341	A	Northwestern St.	79 69	305	H	Nicholls St.	87 71						
				42	A	Oklahoma	71 95	314	H	McNeese	92 59						
				299	A	UTSA	81 77	270	A	Ole Miss	69 75						
				272	A	Oral Roberts	41 64	164	A	Texas Tech	57 99						

Non-Div I Games: Jarvis Christian 114 46 Howard Payne 91 49 Wiley 102 52

Sam Houston St.

Loss, Non-Conf, S Site, H Home A Away N Neutral

Average RPI Win:	260	WON-LOST	WINNING	LAST 10	STRENGTH OF	OPP. STRENGTH	TEAM	ADJ.	CONF.	ADJ CONF.
Average RPI Loss:	103	RECORD	PCT. RANK	GAMES	SCHEDULE	OF SCHEDULE	RPI	RPI	RPI	RPI
DIV. I ONLY	5- 10	245	5-5	64	257	143	143	20	20	
DIV. I NON-CONF.	4- 10	259	4-5	53	262	154	154	20	20	
TOTALS	RPI 1-25	RPI 26-50	W-L RECORDS	RPI 51-100	RPI 101-150	RPI 150+				
5- 10	0- 2	0- 1	OVERALL	0- 2	0- 3	5- 2				
0- 3	0- 0	0- 1	HOME	0- 1	0- 0	0- 1				
4- 7	0- 2	0- 0	AWAY	0- 1	0- 3	4- 1				
1- 0	0- 0	0- 0	NEUTRAL	0- 0	0- 0	1- 0				
4- 10	0- 2	0- 1	NON-CONFERENCE	0- 2	0- 3	4- 2				
0- 3	0- 0	0- 1	HOME	0- 1	0- 0	0- 1				
3- 7	0- 2	0- 0	AWAY	0- 1	0- 3	3- 1				
1- 0	0- 0	0- 0	NEUTRAL	0- 0	0- 0	1- 0				
1- 0	0- 0	0- 0	CONFERENCE	0- 0	0- 0	1- 0				
0- 0	0- 0	0- 0	HOME	0- 0	0- 0	0- 0				
1- 0	0- 0	0- 0	AWAY	0- 0	0- 0	1- 0				
0- 0	0- 0	0- 0	NEUTRAL	0- 0	0- 0	0- 0				

RPI 1-25				RPI 26-50				RPI 51-100				RPI 101+ Team's RPI: 143			
RPI	S	Opponent	Score	RPI	S	Opponent	Score	RPI	S	Opponent	Score	RPI	S	Opponent	Score
16	A	Florida St.	59 88	49	H	Western Ky.	84 88	58	H	Troy	65 74	121	A	Florida	48 84
18	A	Kentucky	49 79					87	A	UT Martin	75 80	135	A	UAB	69 76
												138	A	Fordham	37 68
												160	H	Tennessee Tech	57 72
												191	A	North Ala.	79 63
												211	A	Murray St.	84 56
												250	A	Kennesaw St.	55 60
												275	A	Alabama St.	83 48
												294	A	Wofford	74 58
												327	N	Hofstra	65 45
LAST 10 Division I															
211	A	Murray St.	84 56	294	A	Wofford	74 58								
49	H	Western Ky.	84 88	327	N	Hofstra	65 45								
18	A	Kentucky	49 79	138	A	Fordham	37 68								
135	A	UAB	69 76	191	A	North Ala.	79 63								
275	A	Alabama St.	83 48	160	H	Tennessee Tech	57 72								

Non-Div I Games: Montevallo 81 60

Samford

■ Loss,
 ■ Non-Conf,
 ■ S Site,
 ■ H Home
 ■ A Away
 N Neutral

San Diego

Through Games Of Jan. 10, 2020

Average RPI Win:	252	WON-LOST	WINNING	LAST 10	STRENGTH OF	OPP. STRENGTH	TEAM	ADJ.	CONF.	ADJ CONF.
Average RPI Loss:	139	RECORD	PCT. RANK	GAMES	SCHEDULE	OF SCHEDULE	RPI	RPI	RPI	RPI
DIV. I ONLY	7- 7	162	4-6	139	284	189	189	11	11	
DIV. I NON-CONF.	5- 5	163	2-4	146	335	204	204	11	11	
TOTALS	RPI 1-25	RPI 26-50	W-L RECORDS	RPI 51-100	RPI 101-150	RPI 150+				
7- 7	0- 1	0- 0	OVERALL	0- 1	0- 1	7- 4				
4- 5	0- 1	0- 0	HOME	0- 1	0- 1	4- 2				
3- 2	0- 0	0- 0	AWAY	0- 0	0- 0	3- 2				
0- 0	0- 0	0- 0	NEUTRAL	0- 0	0- 0	0- 0				
5- 5	0- 0	0- 0	NON-CONFERENCE	0- 1	0- 1	5- 3				
3- 4	0- 0	0- 0	HOME	0- 1	0- 1	3- 2				
2- 1	0- 0	0- 0	AWAY	0- 0	0- 0	2- 1				
0- 0	0- 0	0- 0	NEUTRAL	0- 0	0- 0	0- 0				
2- 2	0- 1	0- 0	CONFERENCE	0- 0	0- 0	2- 1				
1- 1	0- 1	0- 0	HOME	0- 0	0- 0	1- 0				
1- 1	0- 0	0- 0	AWAY	0- 0	0- 0	1- 1				
0- 0	0- 0	0- 0	NEUTRAL	0- 0	0- 0	0- 0				

RPI	S	Opponent	Score	RPI	S	Opponent	Score	RPI	S	Opponent	Score	RPI	S	Opponent	Score	Team's RPI: 189
8	H	Gonzaga	42 57					60	H	Washington	47 65	109	H	Idaho	32 65	
												157	H	Portland	74 55	
												164	H	Texas Tech	60 64	
												195	A	San Jose St.	82 88	
												201	H	Cal St. Fullerton	67 72	
												238	A	Pepperdine	57 73	
												241	H	Monmouth	57 49	
												242	H	CSUN	59 40	
												243	H	Towson	81 67	
												271	A	LMU (CA)	67 59	
												291	A	San Diego St.	70 47	
												316	A	Air Force	70 59	
LAST 10 Division I																
238	A	Pepperdine	57 73	8	H	Gonzaga	42 57									
242	H	CSUN	59 40	157	H	Portland	74 55									
60	H	Washington	47 65	271	A	LMU (CA)	67 59									
291	A	San Diego St.	70 47	109	H	Idaho	32 65									
201	H	Cal St. Fullerton	67 72	164	H	Texas Tech	60 64									

Non-Div I Games: Biola 81 28

San Diego

Loss, Non-Conf, S Site, H Home A Away N Neutral

Average RPI Win:	260	WON-LOST	WINNING	LAST 10	STRENGTH OF	OPP. STRENGTH	TEAM	ADJ.	CONF.	ADJ CONF.
Average RPI Loss:	198	RECORD	PCT. RANK	GAMES	SCHEDULE	OF SCHEDULE	RPI	RPI	RPI	RPI
DIV. I ONLY	7- 9	208	5-5	292	277	291	291	21	21	
DIV. I NON-CONF.	4- 7	225	2-3	327	264	315	315	25	25	
TOTALS	RPI 1-25	RPI 26-50	W-L RECORDS	RPI 51-100	RPI 101-150	RPI 150+				
7- 9	0- 0	0- 0	OVERALL	0- 1	0- 1	7- 7				
5- 5	0- 0	0- 0	HOME	0- 1	0- 0	5- 4				
2- 4	0- 0	0- 0	AWAY	0- 0	0- 1	2- 3				
0- 0	0- 0	0- 0	NEUTRAL	0- 0	0- 0	0- 0				
4- 7	0- 0	0- 0	NON-CONFERENCE	0- 1	0- 0	4- 6				
2- 5	0- 0	0- 0	HOME	0- 1	0- 0	2- 4				
2- 2	0- 0	0- 0	AWAY	0- 0	0- 0	2- 2				
0- 0	0- 0	0- 0	NEUTRAL	0- 0	0- 0	0- 0				
3- 2	0- 0	0- 0	CONFERENCE	0- 0	0- 1	3- 1				
3- 0	0- 0	0- 0	HOME	0- 0	0- 0	3- 0				
0- 2	0- 0	0- 0	AWAY	0- 0	0- 1	0- 1				
0- 0	0- 0	0- 0	NEUTRAL	0- 0	0- 0	0- 0				

RPI 1-25				RPI 26-50				RPI 51-100				RPI 101+				Team's RPI: 291	
RPI	S	Opponent	Score	RPI	S	Opponent	Score	RPI	S	Opponent	Score	RPI	S	Opponent	Score		
								95	H	California	48	74	123	A	Fresno St.	54	79
												166	A	Hawaii	58	61	
												189	H	San Diego	47	70	
												195	A	San Jose St.	67	84	
												201	H	Cal St. Fullerton	55	45	
												214	H	Wyoming	67	60	
												217	H	Arkansas St.	62	71	
												233	H	Colorado St.	59	49	
												242	H	CSUN	69	74	
												243	H	Towson	80	72	
												265	H	Alabama A&M	53	61	
												287	A	UC Santa Barbara	52	64	
												293	H	Utah St.	66	62	
												297	A	California Baptist	80	68	
												340	A	Incarnate Word	57	48	
LAST 10 Division I																	
				242	H	CSUN	69	74		214	H	Wyoming	67	60			
				340	A	Incarnate Word	57	48		293	H	Utah St.	66	62			
				297	A	California Baptist	80	68		123	A	Fresno St.	54	79			
				189	H	San Diego	47	70		233	H	Colorado St.	59	49			
				195	A	San Jose St.	67	84		217	H	Arkansas St.	62	71			

Non-Div I Games: Westcliff 77 56

San Diego St.

San Francisco

Through Games Of Jan. 10, 2020

Average RPI Win:	218	WON-LOST	WINNING	LAST 10	STRENGTH OF	OPP. STRENGTH	TEAM	ADJ.	CONF.	ADJ CONF.
Average RPI Loss:	113	RECORD	PCT. RANK	GAMES	SCHEDULE	OF SCHEDULE	RPI	RPI	RPI	RPI
DIV. I ONLY	7- 9	208	5-5	161	132	208	208	11	11	
DIV. I NON-CONF.	7- 5	130	5-1	155	157	131	131	11	11	
TOTALS	RPI 1-25	RPI 26-50	W-L RECORDS	RPI 51-100	RPI 101-150	RPI 150+				
7- 9	0- 2	0- 0	OVERALL	0- 2	1- 3	6- 2				
3- 5	0- 1	0- 0	HOME	0- 1	0- 3	3- 0				
1- 3	0- 0	0- 0	AWAY	0- 1	0- 0	1- 2				
3- 1	0- 1	0- 0	NEUTRAL	0- 0	1- 0	2- 0				
7- 5	0- 2	0- 0	NON-CONFERENCE	0- 1	1- 1	6- 1				
3- 2	0- 1	0- 0	HOME	0- 0	0- 1	3- 0				
1- 2	0- 0	0- 0	AWAY	0- 1	0- 0	1- 1				
3- 1	0- 1	0- 0	NEUTRAL	0- 0	1- 0	2- 0				
0- 4	0- 0	0- 0	CONFERENCE	0- 1	0- 2	0- 1				
0- 3	0- 0	0- 0	HOME	0- 1	0- 2	0- 0				
0- 1	0- 0	0- 0	AWAY	0- 0	0- 0	0- 1				
0- 0	0- 0	0- 0	NEUTRAL	0- 0	0- 0	0- 0				

RPI 1-25				RPI 26-50				RPI 51-100				RPI 101+ Team's RPI: 208			
RPI	S	Opponent	Score	RPI	S	Opponent	Score	RPI	S	Opponent	Score	RPI	S	Opponent	Score
7	H	Stanford	71 97					60	A	Washington	54 73	109	H	Idaho	60 66
12	N	Mississippi St.	38 73					73	H	Pacific	61 84	113	H	Santa Clara	72 80
												122	H	Saint Mary's (CA)	79 86
												144	N	Houston	80 57
												174	A	Northern Colo.	90 83
												176	N	Bowling Green	64 56
												201	H	Cal St. Fullerton	71 63
												235	N	UC Irvine	68 61
												242	H	CSUN	79 61
												248	A	UC Davis	67 79
												271	A	LMU (CA)	69 76
												351	H	Sacramento St.	87 82
LAST 10 Division I															
122	H	Saint Mary's (CA)	79 86	271	A	LMU (CA)	69 76								
235	N	UC Irvine	68 61	113	H	Santa Clara	72 80								
60	A	Washington	54 73	73	H	Pacific	61 84								
351	H	Sacramento St.	87 82	144	N	Houston	80 57								
201	H	Cal St. Fullerton	71 63	176	N	Bowling Green	64 56								

Non-Div I Games:

San Francisco

■ Loss,
 ■ Non-Conf,
 ■ S Site,
 ■ H Home
 ■ A Away
 N Neutral

Average RPI Win:	250	WON-LOST	WINNING	LAST 10	STRENGTH OF	OPP. STRENGTH	TEAM	ADJ.	CONF.	ADJ CONF.
Average RPI Loss:	155	RECORD	PCT. RANK	GAMES	SCHEDULE	OF SCHEDULE	RPI	RPI	RPI	RPI
DIV. I ONLY	9- 6	112	6-4	301	203	195	195	21	21	
DIV. I NON-CONF.	5- 5	163	2-3	329	141	269	269	25	25	
TOTALS	RPI 1-25	RPI 26-50	W-L RECORDS	RPI 51-100	RPI 101-150	RPI 150+				
9- 6	0- 0	0- 0	OVERALL	1- 1	0- 3	8- 2				
5- 1	0- 0	0- 0	HOME	1- 0	0- 1	4- 0				
4- 3	0- 0	0- 0	AWAY	0- 1	0- 1	4- 1				
0- 2	0- 0	0- 0	NEUTRAL	0- 0	0- 1	0- 1				
5- 5	0- 0	0- 0	NON-CONFERENCE	1- 1	0- 2	4- 2				
4- 0	0- 0	0- 0	HOME	1- 0	0- 0	3- 0				
1- 3	0- 0	0- 0	AWAY	0- 1	0- 1	1- 1				
0- 2	0- 0	0- 0	NEUTRAL	0- 0	0- 1	0- 1				
4- 1	0- 0	0- 0	CONFERENCE	0- 0	0- 1	4- 0				
1- 1	0- 0	0- 0	HOME	0- 0	0- 1	1- 0				
3- 0	0- 0	0- 0	AWAY	0- 0	0- 0	3- 0				
0- 0	0- 0	0- 0	NEUTRAL	0- 0	0- 0	0- 0				

RPI 1-25				RPI 26-50				RPI 51-100				RPI 101+				Team's RPI: 195	
RPI	S	Opponent	Score	RPI	S	Opponent	Score	RPI	S	Opponent	Score	RPI	S	Opponent	Score		
								62	H	Buffalo	95 88	113	A	Santa Clara	81	89	
								71	A	CSU Bakersfield	71 75	123	H	Fresno St.	76	85	
												125	N	BYU	56	75	
												172	A	New Mexico	81	80	
												189	H	San Diego	88	82	
												235	A	UC Irvine	77	79	
												264	N	Northern Ariz.	64	67	
												287	A	UC Santa Barbara	73	70	
												291	H	San Diego St.	84	67	
												293	A	Utah St.	76	61	
												295	H	Eastern Wash.	84	66	
												313	A	Nevada	72	70	
												351	H	Sacramento St.	73	67	
LAST 10 Division I																	
				264	N	Northern Ariz.	64 67					313	A	Nevada	72	70	
				125	N	BYU	56 75					123	H	Fresno St.	76	85	
				291	H	San Diego St.	84 67					172	A	New Mexico	81	80	
				293	A	Utah St.	76 61					189	H	San Diego	88	82	
				71	A	CSU Bakersfield	71 75					62	H	Buffalo	95	88	

Non-Div I Games: La Verne 128 62

San Jose St.

Santa Clara

Through Games Of Jan. 10, 2020

Average RPI Win:	180	WON-LOST	WINNING	LAST 10	STRENGTH OF	OPP. STRENGTH	TEAM	ADJ.	CONF.	ADJ CONF.
Average RPI Loss:	140	RECORD	PCT. RANK	GAMES	SCHEDULE	OF SCHEDULE	RPI	RPI	RPI	RPI
DIV. I ONLY	7- 7	162	5-5	80	191	113	113	11	11	
DIV. I NON-CONF.	5- 5	163	3-3	71	188	103	103	11	11	
TOTALS	RPI 1-25	RPI 26-50	W-L RECORDS	RPI 51-100	RPI 101-150	RPI 150+				
7- 7	0- 1	0- 1	OVERALL	1- 1	1- 1	5- 3				
3- 2	0- 0	0- 0	HOME	1- 0	1- 1	1- 1				
3- 4	0- 1	0- 1	AWAY	0- 1	0- 0	3- 1				
1- 1	0- 0	0- 0	NEUTRAL	0- 0	0- 0	1- 1				
5- 5	0- 1	0- 1	NON-CONFERENCE	0- 1	1- 0	4- 2				
2- 1	0- 0	0- 0	HOME	0- 0	1- 0	1- 1				
2- 3	0- 1	0- 1	AWAY	0- 1	0- 0	2- 0				
1- 1	0- 0	0- 0	NEUTRAL	0- 0	0- 0	1- 1				
2- 2	0- 0	0- 0	CONFERENCE	1- 0	0- 1	1- 1				
1- 1	0- 0	0- 0	HOME	1- 0	0- 1	0- 0				
1- 1	0- 0	0- 0	AWAY	0- 0	0- 0	1- 1				
0- 0	0- 0	0- 0	NEUTRAL	0- 0	0- 0	0- 0				

RPI 1-25				RPI 26-50				RPI 51-100				RPI 101+ Team's RPI: 113			
RPI	S	Opponent	Score	RPI	S	Opponent	Score	RPI	S	Opponent	Score	RPI	S	Opponent	Score
1	A	Missouri St.	64 71	40	A	Arizona	52 65	73	H	Pacific	75 65	122	H	Saint Mary's (CA)	87 95
								95	A	California	65 69	123	H	Fresno St.	90 66
												173	N	Montana	68 58
												195	H	San Jose St.	89 81
												208	A	San Francisco	80 72
												218	N	Delaware	80 81
												238	A	Pepperdine	71 79
												242	A	CSUN	76 55
												248	A	UC Davis	62 61
												263	H	Long Beach St.	46 54
LAST 10 Division I															
				73	H	Pacific	75 65	238	A	Pepperdine	71 79				
				123	H	Fresno St.	90 66	208	A	San Francisco	80 72				
				242	A	CSUN	76 55	122	H	Saint Mary's (CA)	87 95				
				95	A	California	65 69	218	N	Delaware	80 81				
				263	H	Long Beach St.	46 54	173	N	Montana	68 58				

Non-Div I Games: UC Santa Cruz 109 51

Santa Clara

Loss, Non-Conf, S Site, H Home A Away N Neutral

Average RPI Win:	322	WON-LOST	WINNING	LAST 10	STRENGTH OF	OPP. STRENGTH	TEAM	ADJ.	CONF.	ADJ CONF.
Average RPI Loss:	198	RECORD	PCT. RANK	GAMES	SCHEDULE	OF SCHEDULE	RPI	RPI	RPI	RPI
DIV. I ONLY	4- 8	245	4-6	337	328	334	334	32	32	
DIV. I NON-CONF.	3- 7	252	3-5	324	323	323	323	32	32	
TOTALS	RPI 1-25	RPI 26-50	W-L RECORDS	RPI 51-100	RPI 101-150	RPI 150+				
4- 8	0- 0	0- 0	OVERALL	0- 1	0- 2	4- 5				
3- 3	0- 0	0- 0	HOME	0- 0	0- 2	3- 1				
1- 5	0- 0	0- 0	AWAY	0- 1	0- 0	1- 4				
0- 0	0- 0	0- 0	NEUTRAL	0- 0	0- 0	0- 0				
3- 7	0- 0	0- 0	NON-CONFERENCE	0- 1	0- 2	3- 4				
2- 2	0- 0	0- 0	HOME	0- 0	0- 2	2- 0				
1- 5	0- 0	0- 0	AWAY	0- 1	0- 0	1- 4				
0- 0	0- 0	0- 0	NEUTRAL	0- 0	0- 0	0- 0				
1- 1	0- 0	0- 0	CONFERENCE	0- 0	0- 0	1- 1				
1- 1	0- 0	0- 0	HOME	0- 0	0- 0	1- 1				
0- 0	0- 0	0- 0	AWAY	0- 0	0- 0	0- 0				
0- 0	0- 0	0- 0	NEUTRAL	0- 0	0- 0	0- 0				

RPI 1-25				RPI 26-50				RPI 51-100				RPI 101+				Team's RPI: 334	
RPI	S	Opponent	Score	RPI	S	Opponent	Score	RPI	S	Opponent	Score	RPI	S	Opponent	Score		
								60	A	Washington	46	78	109	H	Idaho	84	90
												136	H	Montana St.	65	73	
												201	A	Cal St. Fullerton	63	81	
												240	H	UMKC	65	76	
												263	H	Long Beach St.	66	54	
												264	A	Northern Ariz.	80	88	
												279	A	Idaho St.	48	73	
												293	A	Utah St.	63	70	
												328	A	Cal Poly	72	49	
												347	H	Chicago St.	80	51	
												351	H	Sacramento St.	88	84	
LAST 10 Division I																	
328	A	Cal Poly	72	49	347	H	Chicago St.	80	51								
263	H	Long Beach St.	66	54	240	H	UMKC	65	76								
351	H	Sacramento St.	88	84	201	A	Cal St. Fullerton	63	81								
136	H	Montana St.	65	73	109	H	Idaho	84	90								
60	A	Washington	46	78	264	A	Northern Ariz.	80	88								

Non-Div I Games: Warner Pacific 89 47 Saint Martin's 91 81 Central Wash. 75 65

Seattle U

Loss, Non-Conf, S Site, H Home A Away N Neutral

Average RPI Win:	186	WON-LOST	WINNING	LAST 10	STRENGTH OF	OPP. STRENGTH	TEAM	ADJ.	CONF.	ADJ CONF.
Average RPI Loss:	35	RECORD	PCT. RANK	GAMES	SCHEDULE	OF SCHEDULE	RPI	RPI	RPI	RPI
DIV. I ONLY	10- 6	102	6-4	53	45	63	63	6	6	
DIV. I NON-CONF.	7- 4	100	3-2	27	53	57	57	6	6	
TOTALS	RPI 1-25	RPI 26-50	W-L RECORDS	RPI 51-100	RPI 101-150	RPI 150+				
10- 6	0- 4	1- 0	OVERALL	0- 2	2- 0	7- 0				
5- 3	0- 2	0- 0	HOME	0- 1	0- 0	5- 0				
3- 2	0- 1	0- 0	AWAY	0- 1	1- 0	2- 0				
2- 1	0- 1	1- 0	NEUTRAL	0- 0	1- 0	0- 0				
7- 4	0- 3	1- 0	NON-CONFERENCE	0- 1	1- 0	5- 0				
4- 2	0- 2	0- 0	HOME	0- 0	0- 0	4- 0				
1- 1	0- 0	0- 0	AWAY	0- 1	0- 0	1- 0				
2- 1	0- 1	1- 0	NEUTRAL	0- 0	1- 0	0- 0				
3- 2	0- 1	0- 0	CONFERENCE	0- 1	1- 0	2- 0				
1- 1	0- 0	0- 0	HOME	0- 1	0- 0	1- 0				
2- 1	0- 1	0- 0	AWAY	0- 0	1- 0	1- 0				
0- 0	0- 0	0- 0	NEUTRAL	0- 0	0- 0	0- 0				

RPI 1-25				RPI 26-50				RPI 51-100 Team's RPI: 63				RPI 101+			
RPI	S	Opponent	Score	RPI	S	Opponent	Score	RPI	S	Opponent	Score	RPI	S	Opponent	Score
3	H	UConn	78 92	50	N	Vanderbilt	69 65	65	H	Villanova	55 61	131	N	Saint Joseph's	55 39
9	A	DePaul	68 85					92	A	Lehigh	68 75	134	A	Butler	67 62
21	H	Princeton	76 78									163	H	VCU	53 33
22	N	Georgia Tech	54 79									171	A	Iona	89 37
												228	A	Xavier	83 61
												231	H	Georgetown	79 60
												232	H	Sacred Heart	95 69
												246	H	Lafayette	74 50
												269	H	Fairfield	74 44
LAST 10 Division I															
228	A	Xavier	83 61	9	A	DePaul	68 85	231	H	Georgetown	79 60				
134	A	Butler	67 62	65	H	Villanova	55 61	50	N	Vanderbilt	69 65				
246	H	Lafayette	74 50	22	N	Georgia Tech	54 79								
171	A	Iona	89 37												
3	H	UConn	78 92												

Non-Div I Games:

Seton Hall

■ Loss,
 ■ Non-Conf,
 ■ S Site,
 ■ H Home
 ■ A Away
 N Neutral

Siena

S
i
e
n
a

Siena

Page 262

South Alabama

Through Games Of Jan. 10, 2020

Average RPI Win:	254	WON-LOST	WINNING	LAST 10	STRENGTH OF	OPP. STRENGTH	TEAM	ADJ.	CONF.	ADJ CONF.
Average RPI Loss:	141	RECORD	PCT. RANK	GAMES	SCHEDULE	OF SCHEDULE	RPI	RPI	RPI	RPI
DIV. I ONLY	4- 9	261	3-7	197	200	282	282	23	23	
DIV. I NON-CONF.	3- 7	252	2-5	224	130	287	287	22	22	
TOTALS	RPI 1-25	RPI 26-50	W-L RECORDS	RPI 51-100	RPI 101-150	RPI 150+				
4- 9	0- 0	0- 1	OVERALL	0- 1	1- 3	3- 4				
3- 5	0- 0	0- 1	HOME	0- 1	0- 2	3- 1				
1- 4	0- 0	0- 0	AWAY	0- 0	1- 1	0- 3				
0- 0	0- 0	0- 0	NEUTRAL	0- 0	0- 0	0- 0				
3- 7	0- 0	0- 1	NON-CONFERENCE	0- 1	1- 2	2- 3				
2- 4	0- 0	0- 1	HOME	0- 1	0- 1	2- 1				
1- 3	0- 0	0- 0	AWAY	0- 0	1- 1	0- 2				
0- 0	0- 0	0- 0	NEUTRAL	0- 0	0- 0	0- 0				
1- 2	0- 0	0- 0	CONFERENCE	0- 0	0- 1	1- 1				
1- 1	0- 0	0- 0	HOME	0- 0	0- 1	1- 0				
0- 1	0- 0	0- 0	AWAY	0- 0	0- 0	0- 1				
0- 0	0- 0	0- 0	NEUTRAL	0- 0	0- 0	0- 0				

RPI S	Opponent	Score	RPI S	Opponent	Score	RPI S	Opponent	Score	RPI S	Opponent	Score	Team's RPI: 282
34	H Rutgers	56 77	85	H Alabama	62 74	117	H Coastal Caro.	62 71	133	H Auburn	62 82	
						135	A UAB	61 77	150	A Tulane	62 53	
						170	H Miami (OH)	73 76	180	A Louisiana	68 73	
						196	A Southern Miss.	55 62	219	A ETSU	60 65	
						247	H A&M-Corpus Christi	83 82	283	H Appalachian St.	81 66	
						336	H Tennessee St.	70 48				
LAST 10 Division I												
219	A ETSU	60 65	180	A Louisiana	68 73							
196	A Southern Miss.	55 62	117	H Coastal Caro.	62 71							
150	A Tulane	62 53	283	H Appalachian St.	81 66							
133	H Auburn	62 82	85	H Alabama	62 74							
336	H Tennessee St.	70 48	170	H Miami (OH)	73 76							

Non-Div I Games: William Carey 68 52 Mobile 103 59

South Alabama

Loss, Non-Conf, S Site, H Home A Away N Neutral

South Carolina

Through Games Of Jan. 10, 2020

Average RPI Win:	108	WON-LOST	WINNING	LAST 10	STRENGTH OF	OPP. STRENGTH	TEAM	ADJ.	CONF.	ADJ CONF.
Average RPI Loss:	10	RECORD	PCT. RANK	GAMES	SCHEDULE	OF SCHEDULE	RPI	RPI	RPI	RPI
DIV. I ONLY	15- 1	3	9-1	13	15	4	4	4	4	4
DIV. I NON-CONF.	12- 1	9	6-1	39	17	7	7	5	5	5
TOTALS	RPI 1-25	RPI 26-50	W-L RECORDS	RPI 51-100	RPI 101-150	RPI 150+				
15- 1	3- 1	4- 0	OVERALL	3- 0	1- 0	4- 0				
8- 0	2- 0	3- 0	HOME	0- 0	0- 0	3- 0				
5- 0	0- 0	1- 0	AWAY	2- 0	1- 0	1- 0				
2- 1	1- 1	0- 0	NEUTRAL	1- 0	0- 0	0- 0				
12- 1	2- 1	3- 0	NON-CONFERENCE	2- 0	1- 0	4- 0				
6- 0	1- 0	2- 0	HOME	0- 0	0- 0	3- 0				
4- 0	0- 0	1- 0	AWAY	1- 0	1- 0	1- 0				
2- 1	1- 1	0- 0	NEUTRAL	1- 0	0- 0	0- 0				
3- 0	1- 0	1- 0	CONFERENCE	1- 0	0- 0	0- 0				
2- 0	1- 0	1- 0	HOME	0- 0	0- 0	0- 0				
1- 0	0- 0	0- 0	AWAY	1- 0	0- 0	0- 0				
0- 0	0- 0	0- 0	NEUTRAL	0- 0	0- 0	0- 0				

RPI 1-25				RPI 26-50				RPI 51-100				RPI 101+			
RPI	S	Opponent	Score	RPI	S	Opponent	Score	RPI	S	Opponent	Score	RPI	S	Opponent	Score
10	N	Indiana	57 71	27	A	Maryland	63 54	56	A	Temple	78 71	119	A	Dayton	75 49
18	H	Kentucky	99 72	41	H	South Dakota	73 60	74	N	Washington St.	68 53	178	A	Clemson	84 48
20	N	Baylor	74 59	44	H	Arkansas	91 82	85	A	Alabama	93 78	275	H	Alabama St.	103 43
23	H	Purdue	85 49	45	H	Duke	89 46					283	H	Appalachian St.	92 50
												337	H	USC Upstate	112 32
LAST 10 Division I															
				41	H	South Dakota	73 60	44	H	Arkansas	91 82				
				45	H	Duke	89 46	85	A	Alabama	93 78				
				23	H	Purdue	85 49	18	H	Kentucky	99 72				
				56	A	Temple	78 71	74	N	Washington St.	68 53				
				20	N	Baylor	74 59	10	N	Indiana	57 71				

Non-Div I Games:

South Carolina

Loss, Non-Conf, S Site, H Home A Away N Neutral

Average RPI Win:	341	WON-LOST	WINNING	LAST 10	STRENGTH OF	OPP. STRENGTH	TEAM	ADJ.	CONF.	ADJ CONF.
Average RPI Loss:	245	RECORD	PCT. RANK	GAMES	SCHEDULE	OF SCHEDULE	RPI	RPI	RPI	RPI
DIV. I ONLY	2- 13	325	1-9	341	346	345	345	30	30	
DIV. I NON-CONF.	1- 12	335	0-8	319	348	345	345	31	31	
TOTALS	RPI 1-25	RPI 26-50	W-L RECORDS	RPI 51-100	RPI 101-150	RPI 150+				
2- 13	0- 0	0- 0	OVERALL	0- 0	0- 2	2- 11				
0- 5	0- 0	0- 0	HOME	0- 0	0- 1	0- 4				
2- 7	0- 0	0- 0	AWAY	0- 0	0- 1	2- 6				
0- 1	0- 0	0- 0	NEUTRAL	0- 0	0- 0	0- 1				
1- 12	0- 0	0- 0	NON-CONFERENCE	0- 0	0- 2	1- 10				
0- 5	0- 0	0- 0	HOME	0- 0	0- 1	0- 4				
1- 6	0- 0	0- 0	AWAY	0- 0	0- 1	1- 5				
0- 1	0- 0	0- 0	NEUTRAL	0- 0	0- 0	0- 1				
1- 1	0- 0	0- 0	CONFERENCE	0- 0	0- 0	1- 1				
0- 0	0- 0	0- 0	HOME	0- 0	0- 0	0- 0				
1- 1	0- 0	0- 0	AWAY	0- 0	0- 0	1- 1				
0- 0	0- 0	0- 0	NEUTRAL	0- 0	0- 0	0- 0				

RPI 1-25				RPI 26-50				RPI 51-100				RPI 101+				Team's RPI: 345	
RPI	S	Opponent	Score	RPI	S	Opponent	Score	RPI	S	Opponent	Score	RPI	S	Opponent	Score		
												117	A	Coastal Caro.	44	85	
												139	H	North Dakota	53	95	
												191	N	North Ala.	46	99	
												209	A	UNC Asheville	51	82	
												216	A	UNLV	57	66	
												221	A	UNCW	46	84	
												229	H	Col. of Charleston	55	76	
												292	H	Radford	45	60	
												301	H	Presbyterian	49	70	
												302	A	Morgan St.	47	77	
												317	H	Mercer	55	66	
												320	A	Georgia St.	52	77	
												337	A	USC Upstate	47	58	
												338	A	Coppin St.	71	60	
												344	A	Charleston So.	81	75	
LAST 10 Division I																	
				191	N	North Ala.	46	99	302	A	Morgan St.	47	77				
				320	A	Georgia St.	52	77	338	A	Coppin St.	71	60				
				337	A	USC Upstate	47	58	117	A	Coastal Caro.	44	85				
				209	A	UNC Asheville	51	82	139	H	North Dakota	53	95				
				317	H	Mercer	55	66	216	A	UNLV	57	66				

Non-Div I Games:

South Carolina St.

Loss, Non-Conf, S Site, H Home A Away N Neutral

South Dakota

Through Games Of Jan. 10, 2020

Average RPI Win:	175	WON-LOST	WINNING	LAST 10	STRENGTH OF	OPP. STRENGTH	TEAM	ADJ.	CONF.	ADJ CONF.
Average RPI Loss:	3	RECORD	PCT. RANK	GAMES	SCHEDULE	OF SCHEDULE	RPI	RPI	RPI	RPI
DIV. I ONLY	13- 2	21	8-2	168	9	41	41	19	19	
DIV. I NON-CONF.	10- 2	31	5-2	102	2	23	23	19	19	
TOTALS	RPI 1-25	RPI 26-50	W-L RECORDS	RPI 51-100	RPI 101-150	RPI 150+				
13- 2	2- 2	1- 0	OVERALL	0- 0	1- 0	9- 0				
6- 1	1- 1	1- 0	HOME	0- 0	0- 0	4- 0				
5- 1	0- 1	0- 0	AWAY	0- 0	1- 0	4- 0				
2- 0	1- 0	0- 0	NEUTRAL	0- 0	0- 0	1- 0				
10- 2	2- 2	1- 0	NON-CONFERENCE	0- 0	1- 0	6- 0				
5- 1	1- 1	1- 0	HOME	0- 0	0- 0	3- 0				
3- 1	0- 1	0- 0	AWAY	0- 0	1- 0	2- 0				
2- 0	1- 0	0- 0	NEUTRAL	0- 0	0- 0	1- 0				
3- 0	0- 0	0- 0	CONFERENCE	0- 0	0- 0	3- 0				
1- 0	0- 0	0- 0	HOME	0- 0	0- 0	1- 0				
2- 0	0- 0	0- 0	AWAY	0- 0	0- 0	2- 0				
0- 0	0- 0	0- 0	NEUTRAL	0- 0	0- 0	0- 0				

RPI 1-25				RPI 26-50				Team's RPI: 41				RPI 51-100				RPI 101+			
RPI	S	Opponent	Score	RPI	S	Opponent	Score	RPI	S	Opponent	Score	RPI	S	Opponent	Score	RPI	S	Opponent	Score
1	H	Missouri St.	66 74	28	H	Drake	102 94									142	A	Utah	84 81
4	A	South Carolina	60 73													153	A	Green Bay	66 60
13	H	Creighton	72 65													167	H	Missouri	72 56
25	N	Ohio St.	68 53													173	H	Montana	96 64
																186	N	Northern Ill.	91 48
																204	A	Northeastern	80 76
																236	A	Western Ill.	96 65
																288	H	Denver	104 61
																324	A	Purdue Fort Wayne	62 41
																338	H	Coppin St.	82 44
LAST 10 Division I																			
		4	A	South Carolina	60	73				288	H	Denver	104	61					
		173	H	Montana	96	64				324	A	Purdue Fort Wayne	62	41					
		338	H	Coppin St.	82	44				236	A	Western Ill.	96	65					
		13	H	Creighton	72	65				25	N	Ohio St.	68	53					
		186	N	Northern Ill.	91	48				1	H	Missouri St.	66	74					

Non-Div I Games: Mt. Marty 110 39

South Dakota

Loss, Non-Conf, S Site, H Home A Away N Neutral

Average RPI Win:	214	WON-LOST	WINNING	LAST 10	STRENGTH OF	OPP. STRENGTH	TEAM	ADJ.	CONF.	ADJ CONF.
Average RPI Loss:	26	RECORD	PCT. RANK	GAMES	SCHEDULE	OF SCHEDULE	RPI	RPI	RPI	RPI
DIV. I ONLY	11- 6	93	7-3	165	26	99	99	19	19	
DIV. I NON-CONF.	7- 6	160	3-3	98	7	105	105	19	19	
TOTALS	RPI 1-25	RPI 26-50	W-L RECORDS	RPI 51-100	RPI 101-150	RPI 150+				
11- 6	0- 2	0- 4	OVERALL	1- 0	2- 0	8- 0				
6- 2	0- 0	0- 2	HOME	0- 0	1- 0	5- 0				
3- 3	0- 2	0- 1	AWAY	0- 0	0- 0	3- 0				
2- 1	0- 0	0- 1	NEUTRAL	1- 0	1- 0	0- 0				
7- 6	0- 2	0- 4	NON-CONFERENCE	1- 0	2- 0	4- 0				
4- 2	0- 0	0- 2	HOME	0- 0	1- 0	3- 0				
1- 3	0- 2	0- 1	AWAY	0- 0	0- 0	1- 0				
2- 1	0- 0	0- 1	NEUTRAL	1- 0	1- 0	0- 0				
4- 0	0- 0	0- 0	CONFERENCE	0- 0	0- 0	4- 0				
2- 0	0- 0	0- 0	HOME	0- 0	0- 0	2- 0				
2- 0	0- 0	0- 0	AWAY	0- 0	0- 0	2- 0				
0- 0	0- 0	0- 0	NEUTRAL	0- 0	0- 0	0- 0				

RPI 1-25				RPI 26-50				RPI 51-100				Team's RPI: 99	RPI 101+			
RPI	S	Opponent	Score	RPI	S	Opponent	Score	RPI	S	Opponent	Score		RPI	S	Opponent	Score
13	A	Creighton	48 61	28	A	Drake	67 74	98	N	South Fla.	61 50		124	N	Notre Dame	65 59
14	A	Oregon	56 95	29	H	Marquette	58 65						136	H	Montana St.	60 50
				35	H	Central Mich.	74 79						153	A	Green Bay	60 55
				36	N	FGCU	70 71						214	H	Wyoming	67 40
													224	H	Chattanooga	71 56
													236	H	Western Ill.	75 45
													272	H	Oral Roberts	58 44
													274	A	Omaha	68 51
													288	A	Denver	86 79
													338	H	Coppin St.	94 41
LAST 10 Division I																
274	A	Omaha	68 51	288	A	Denver	86 79									
153	A	Green Bay	60 55	236	H	Western Ill.	75 45									
29	H	Marquette	58 65	272	H	Oral Roberts	58 44									
35	H	Central Mich.	74 79	14	A	Oregon	56 95									
224	H	Chattanooga	71 56	338	H	Coppin St.	94 41									

Non-Div I Games: Dakota Wesleyan 77 46

South Dakota St.

Average RPI Win:	181	WON-LOST	WINNING	LAST 10	STRENGTH OF	OPP. STRENGTH	TEAM	ADJ.	CONF.	ADJ CONF.
Average RPI Loss:	85	RECORD	PCT. RANK	GAMES	SCHEDULE	OF SCHEDULE	RPI	RPI	RPI	RPI
DIV. I ONLY	9- 6	112	5-5	45	158	98	98	8	8	
DIV. I NON-CONF.	8- 6	138	4-5	61	158	113	113	8	8	
TOTALS	RPI 1-25	RPI 26-50	W-L RECORDS	RPI 51-100	RPI 101-150	RPI 150+				
9- 6	0- 2	0- 1	OVERALL	1- 1	2- 1	6- 1				
9- 0	0- 0	0- 0	HOME	1- 0	2- 0	6- 0				
0- 2	0- 1	0- 0	AWAY	0- 0	0- 0	0- 1				
0- 4	0- 1	0- 1	NEUTRAL	0- 1	0- 1	0- 0				
8- 6	0- 2	0- 1	NON-CONFERENCE	1- 1	1- 1	6- 1				
8- 0	0- 0	0- 0	HOME	1- 0	1- 0	6- 0				
0- 2	0- 1	0- 0	AWAY	0- 0	0- 0	0- 1				
0- 4	0- 1	0- 1	NEUTRAL	0- 1	0- 1	0- 0				
1- 0	0- 0	0- 0	CONFERENCE	0- 0	1- 0	0- 0				
1- 0	0- 0	0- 0	HOME	0- 0	1- 0	0- 0				
0- 0	0- 0	0- 0	AWAY	0- 0	0- 0	0- 0				
0- 0	0- 0	0- 0	NEUTRAL	0- 0	0- 0	0- 0				

RPI 1-25			RPI 26-50			RPI 51-100			Team's RPI: 98	RPI 101+		
RPI	S	Opponent	Score	RPI	S	Opponent	Score	RPI	S	Opponent	Score	
12	N	Mississippi St.	61 86	36	N	FGCU	77 81	76	H	Texas	64 57	109 H Idaho 67 64
20	A	Baylor	46 58					99	N	South Dakota St.	50 61	124 N Notre Dame 51 67
												130 H Cincinnati 76 68
												163 H VCU 77 55
												194 H Howard 82 53
												213 H Jacksonville 70 39
												216 A UNLV 51 61
												222 H Saint Francis (PA) 62 23
												249 H Brown 70 60
												275 H Alabama St. 80 29
LAST 10 Division I												
12	N	Mississippi St.	61 86	130	H	Cincinnati	76 68					
109	H	Idaho	67 64	249	H	Brown	70 60					
275	H	Alabama St.	80 29	216	A	UNLV	51 61					
124	N	Notre Dame	51 67	99	N	South Dakota St.	50 61					
36	N	FGCU	77 81	222	H	Saint Francis (PA)	62 23					

Non-Div I Games:

South Fla.

Average RPI Win:	235	WON-LOST	WINNING	LAST 10	STRENGTH OF	OPP. STRENGTH	TEAM	ADJ.	CONF.	ADJ CONF.
Average RPI Loss:	157	RECORD	PCT. RANK	GAMES	SCHEDULE	OF SCHEDULE	RPI	RPI	RPI	RPI
DIV. I ONLY	7- 5	128	5-5	303	166	169	169	18	18	
DIV. I NON-CONF.	6- 3	90	4-3	331	167	152	152	21	21	
TOTALS	RPI 1-25	RPI 26-50	W-L RECORDS	RPI 51-100	RPI 101-150	RPI 150+				
7- 5	0- 0	0- 0	OVERALL	1- 2	1- 0	5- 3				
2- 1	0- 0	0- 0	HOME	1- 1	0- 0	1- 0				
5- 4	0- 0	0- 0	AWAY	0- 1	1- 0	4- 3				
0- 0	0- 0	0- 0	NEUTRAL	0- 0	0- 0	0- 0				
6- 3	0- 0	0- 0	NON-CONFERENCE	1- 1	0- 0	5- 2				
2- 0	0- 0	0- 0	HOME	1- 0	0- 0	1- 0				
4- 3	0- 0	0- 0	AWAY	0- 1	0- 0	4- 2				
0- 0	0- 0	0- 0	NEUTRAL	0- 0	0- 0	0- 0				
1- 2	0- 0	0- 0	CONFERENCE	0- 1	1- 0	0- 1				
0- 1	0- 0	0- 0	HOME	0- 1	0- 0	0- 0				
1- 1	0- 0	0- 0	AWAY	0- 0	1- 0	0- 1				
0- 0	0- 0	0- 0	NEUTRAL	0- 0	0- 0	0- 0				

RPI 1-25			RPI 26-50			RPI 51-100			RPI 101+			Team's RPI: 169
RPI	S	Opponent	Score	RPI	S	Opponent	Score	RPI	S	Opponent	Score	
						69	A Saint Louis	61	76	145	A Austin Peay	79 66
						78	H Southern Ill.	79	65	188	A Eastern Mich.	64 69
						80	H Belmont	45	57	211	A Murray St.	62 70
										217	A Arkansas St.	79 67
										236	A Western Ill.	91 97
										270	A Ole Miss	70 53
										280	A Indiana St.	68 58
										324	A Purdue Fort Wayne	58 48
										331	H Evansville	83 60
LAST 10 Division I												
280	A	Indiana St.	68 58	80	H	Belmont	45 57					
236	A	Western Ill.	91 97	211	A	Murray St.	62 70					
270	A	Ole Miss	70 53	145	A	Austin Peay	79 66					
78	H	Southern Ill.	79 65	324	A	Purdue Fort Wayne	58 48					
69	A	Saint Louis	61 76	188	A	Eastern Mich.	64 69					

Non-Div I Games: Harris-Stowe 106 64 Mo.-St. Louis 70 56

Southeast Mo. St.

■ Loss,
 ■ Non-Conf,
 ■ S Site,
 ■ Home
 ■ A Away
 N Neutral

Southern California

Through Games Of Jan. 10, 2020

Average RPI Win:	215	WON-LOST	WINNING	LAST 10	STRENGTH OF	OPP. STRENGTH	TEAM	ADJ.	CONF.	ADJ CONF.
Average RPI Loss:	69	RECORD	PCT. RANK	GAMES	SCHEDULE	OF SCHEDULE	RPI	RPI	RPI	RPI
DIV. I ONLY	8- 7	155	5-5	44	111	97	97	1	1	
DIV. I NON-CONF.	8- 3	68	5-1	197	178	101	101	1	1	
TOTALS	RPI 1-25	RPI 26-50	W-L RECORDS	RPI 51-100	RPI 101-150	RPI 150+				
8- 7	0- 2	1- 3	OVERALL	1- 1	0- 0	6- 1				
5- 3	0- 1	1- 2	HOME	0- 0	0- 0	4- 0				
2- 3	0- 1	0- 1	AWAY	0- 0	0- 0	2- 1				
1- 1	0- 0	0- 0	NEUTRAL	1- 1	0- 0	0- 0				
8- 3	0- 1	1- 0	NON-CONFERENCE	1- 1	0- 0	6- 1				
5- 1	0- 1	1- 0	HOME	0- 0	0- 0	4- 0				
2- 1	0- 0	0- 0	AWAY	0- 0	0- 0	2- 1				
1- 1	0- 0	0- 0	NEUTRAL	1- 1	0- 0	0- 0				
0- 4	0- 1	0- 3	CONFERENCE	0- 0	0- 0	0- 0				
0- 2	0- 0	0- 2	HOME	0- 0	0- 0	0- 0				
0- 2	0- 1	0- 1	AWAY	0- 0	0- 0	0- 0				
0- 0	0- 0	0- 0	NEUTRAL	0- 0	0- 0	0- 0				

RPI 1-25				RPI 26-50				RPI 51-100				RPI 101+			
RPI	S	Opponent	Score	RPI	S	Opponent	Score	RPI	S	Opponent	Score	RPI	S	Opponent	Score
6	A	UCLA	59 83	30	A	Colorado	53 66	59	N	Nebraska	54 67	216	H	UNLV	75 54
19	H	Texas A&M	64 74	33	H	Virginia	59 49	85	N	Alabama	60 57	230	A	UC Riverside	76 59
				40	H	Arizona	57 65					242	A	CSUN	69 53
				43	H	Arizona St.	54 63					263	H	Long Beach St.	57 40
												287	A	UC Santa Barbara	46 57
												313	H	Nevada	50 47
												335	H	UTRGV	80 43
LAST 10 Division I															
6	A	UCLA	59 83	30	A	Colorado	53 66								
263	H	Long Beach St.	57 40	43	H	Arizona St.	54 63								
313	H	Nevada	50 47	40	H	Arizona	57 65								
335	H	UTRGV	80 43	85	N	Alabama	60 57								
216	H	UNLV	75 54	59	N	Nebraska	54 67								

Non-Div I Games:

Southern California

Average RPI Win:	178	WON-LOST	WINNING	LAST 10	STRENGTH OF	OPP. STRENGTH	TEAM	ADJ.	CONF.	ADJ CONF.
Average RPI Loss:	114	RECORD	PCT. RANK	GAMES	SCHEDULE	OF SCHEDULE	RPI	RPI	RPI	RPI
DIV. I ONLY	9- 5	94	7-3	83	241	78	78	7	7	
DIV. I NON-CONF.	8- 3	68	6-1	148	246	77	77	7	7	
TOTALS	RPI 1-25	RPI 26-50	W-L RECORDS	RPI 51-100	RPI 101-150	RPI 150+				
9- 5	0- 0	0- 1	OVERALL	2- 1	0- 1	7- 2				
4- 2	0- 0	0- 1	HOME	2- 0	0- 0	2- 1				
4- 3	0- 0	0- 0	AWAY	0- 1	0- 1	4- 1				
1- 0	0- 0	0- 0	NEUTRAL	0- 0	0- 0	1- 0				
8- 3	0- 0	0- 0	NON-CONFERENCE	2- 1	0- 0	6- 2				
4- 1	0- 0	0- 0	HOME	2- 0	0- 0	2- 1				
3- 2	0- 0	0- 0	AWAY	0- 1	0- 0	3- 1				
1- 0	0- 0	0- 0	NEUTRAL	0- 0	0- 0	1- 0				
1- 2	0- 0	0- 1	CONFERENCE	0- 0	0- 1	1- 0				
0- 1	0- 0	0- 1	HOME	0- 0	0- 0	0- 0				
1- 1	0- 0	0- 0	AWAY	0- 0	0- 1	1- 0				
0- 0	0- 0	0- 0	NEUTRAL	0- 0	0- 0	0- 0				

RPI 1-25				RPI 26-50				RPI 51-100				Team's RPI: 78	RPI 101+			
RPI	S	Opponent	Score	RPI	S	Opponent	Score	RPI	S	Opponent	Score		RPI	S	Opponent	Score
				39	H	UNI	57 60	68	A	IUPUI	78 81		108	A	Loyola Chicago	49 51
								69	H	Saint Louis	61 53		160	H	Tennessee Tech	76 65
								87	H	UT Martin	70 59		165	A	Valparaiso	67 51
													169	A	Southeast Mo. St.	65 79
													184	H	Memphis	66 70
													186	A	Northern Ill.	80 61
													188	A	Eastern Mich.	85 54
													211	H	Murray St.	76 66
													236	N	Western Ill.	79 65
													303	A	SIUE	103 67
LAST 10 Division I																
				186	A	Northern Ill.	80 61	39	H	UNI	57 60					
				236	N	Western Ill.	79 65	108	A	Loyola Chicago	49 51					
				211	H	Murray St.	76 66	165	A	Valparaiso	67 51					
				169	A	Southeast Mo. St.	65 79	69	H	Saint Louis	61 53					
				87	H	UT Martin	70 59	188	A	Eastern Mich.	85 54					

Non-Div I Games:

Southern Ill.

Average RPI Win:	276	WON-LOST	WINNING	LAST 10	STRENGTH OF	OPP. STRENGTH	TEAM	ADJ.	CONF.	ADJ CONF.
Average RPI Loss:	121	RECORD	PCT. RANK	GAMES	SCHEDULE	OF SCHEDULE	RPI	RPI	RPI	RPI
DIV. I ONLY	7- 4	99	7-3	257	250	196	196	13	13	
DIV. I NON-CONF.	6- 3	90	6-2	305	206	190	190	15	15	
TOTALS	RPI 1-25	RPI 26-50	W-L RECORDS	RPI 51-100	RPI 101-150	RPI 150+				
7- 4	0- 1	0- 0	OVERALL	0- 0	0- 2	7- 1				
6- 2	0- 0	0- 0	HOME	0- 0	0- 1	6- 1				
1- 2	0- 1	0- 0	AWAY	0- 0	0- 1	1- 0				
0- 0	0- 0	0- 0	NEUTRAL	0- 0	0- 0	0- 0				
6- 3	0- 1	0- 0	NON-CONFERENCE	0- 0	0- 2	6- 0				
5- 1	0- 0	0- 0	HOME	0- 0	0- 1	5- 0				
1- 2	0- 1	0- 0	AWAY	0- 0	0- 1	1- 0				
0- 0	0- 0	0- 0	NEUTRAL	0- 0	0- 0	0- 0				
1- 1	0- 0	0- 0	CONFERENCE	0- 0	0- 0	1- 1				
1- 1	0- 0	0- 0	HOME	0- 0	0- 0	1- 1				
0- 0	0- 0	0- 0	AWAY	0- 0	0- 0	0- 0				
0- 0	0- 0	0- 0	NEUTRAL	0- 0	0- 0	0- 0				

RPI S	Opponent	Score	RPI S	Opponent	Score	RPI S	Opponent	Score	RPI S	Opponent	Score	Team's RPI: 196
12	A Mississippi St.	58 91							144	A Houston	60 75	
									150	H Tulane	58 62	
									163	H VCU	51 39	
									179	H UTEP	72 89	
									239	H Southeastern La.	62 54	
									270	H Ole Miss	59 53	
									281	H Louisiana Tech	66 60	
									282	H South Alabama	62 55	
									349	A La.-Monroe	57 42	
									350	H Mississippi Val.	84 80	
LAST 10 Division I												
282	H South Alabama	62 55	179	H UTEP	72 89							
150	H Tulane	58 62	281	H Louisiana Tech	66 60							
163	H VCU	51 39	144	A Houston	60 75							
350	H Mississippi Val.	84 80	349	A La.-Monroe	57 42							
270	H Ole Miss	59 53	239	H Southeastern La.	62 54							

Non-Div I Games: Faulkner 71 59 William Carey 77 47

Southern Miss.

Loss, Non-Conf, S Site, H Home A Away N Neutral

Average RPI Win:	306	WON-LOST	WINNING	LAST 10	STRENGTH OF	OPP. STRENGTH	TEAM	ADJ.	CONF.	ADJ CONF.
Average RPI Loss:	96	RECORD	PCT. RANK	GAMES	SCHEDULE	OF SCHEDULE	RPI	RPI	RPI	RPI
DIV. I ONLY	1- 10	332	1-9	49	95	225	225	29	29	
DIV. I NON-CONF.	0- 9	338	0-8	11	121	241	241	28	28	
TOTALS	RPI 1-25	RPI 26-50	W-L RECORDS	RPI 51-100	RPI 101-150	RPI 150+				
1- 10	0- 0	0- 2	OVERALL	0- 5	0- 1	1- 2				
0- 0	0- 0	0- 0	HOME	0- 0	0- 0	0- 0				
1- 8	0- 0	0- 2	AWAY	0- 4	0- 1	1- 1				
0- 2	0- 0	0- 0	NEUTRAL	0- 1	0- 0	0- 1				
0- 9	0- 0	0- 2	NON-CONFERENCE	0- 4	0- 1	0- 2				
0- 0	0- 0	0- 0	HOME	0- 0	0- 0	0- 0				
0- 7	0- 0	0- 2	AWAY	0- 3	0- 1	0- 1				
0- 2	0- 0	0- 0	NEUTRAL	0- 1	0- 0	0- 1				
1- 1	0- 0	0- 0	CONFERENCE	0- 1	0- 0	1- 0				
0- 0	0- 0	0- 0	HOME	0- 0	0- 0	0- 0				
1- 1	0- 0	0- 0	AWAY	0- 1	0- 0	1- 0				
0- 0	0- 0	0- 0	NEUTRAL	0- 0	0- 0	0- 0				

RPI 1-25				RPI 26-50				RPI 51-100				RPI 101+ Team's RPI: 225			
RPI	S	Opponent	Score	RPI	S	Opponent	Score	RPI	S	Opponent	Score	RPI	S	Opponent	Score
				34	A	Rutgers	58 78	59	A	Nebraska	39 73	138	A	Fordham	52 65
				48	A	Oklahoma St.	59 72	74	N	Washington St.	54 69	152	A	Wichita St.	63 69
								76	A	Texas	39 93	209	N	UNC Asheville	34 53
								82	A	Iowa St.	36 69	306	A	Prairie View	68 48
								84	A	Texas Southern	56 61				
LAST 10 Division I															
				74	N	Washington St.	54 69	306	A	Prairie View	68 48				
				48	A	Oklahoma St.	59 72	84	A	Texas Southern	56 61				
				138	A	Fordham	52 65	209	N	UNC Asheville	34 53				
				34	A	Rutgers	58 78	59	A	Nebraska	39 73				
				76	A	Texas	39 93	152	A	Wichita St.	63 69				

Non-Div I Games: Tougaloo 100 39 Wiley 78 55

Southern U.

Southern Utah

Through Games Of Jan. 10, 2020

Average RPI Win:	247	WON-LOST	WINNING	LAST 10	STRENGTH OF	OPP. STRENGTH	TEAM	ADJ.	CONF.	ADJ CONF.
Average RPI Loss:	171	RECORD	PCT. RANK	GAMES	SCHEDULE	OF SCHEDULE	RPI	RPI	RPI	RPI
DIV. I ONLY	8- 5	106	6-4	247	244	146	146	22	22	
DIV. I NON-CONF.	6- 3	90	4-2	270	224	135	135	18	18	
TOTALS	RPI 1-25	RPI 26-50	W-L RECORDS	RPI 51-100	RPI 101-150	RPI 150+				
8- 5	0- 1	0- 0	OVERALL	0- 0	0- 1	8- 3				
7- 0	0- 0	0- 0	HOME	0- 0	0- 0	7- 0				
1- 5	0- 1	0- 0	AWAY	0- 0	0- 1	1- 3				
0- 0	0- 0	0- 0	NEUTRAL	0- 0	0- 0	0- 0				
6- 3	0- 1	0- 0	NON-CONFERENCE	0- 0	0- 0	6- 2				
5- 0	0- 0	0- 0	HOME	0- 0	0- 0	5- 0				
1- 3	0- 1	0- 0	AWAY	0- 0	0- 0	1- 2				
0- 0	0- 0	0- 0	NEUTRAL	0- 0	0- 0	0- 0				
2- 2	0- 0	0- 0	CONFERENCE	0- 0	0- 1	2- 1				
2- 0	0- 0	0- 0	HOME	0- 0	0- 0	2- 0				
0- 2	0- 0	0- 0	AWAY	0- 0	0- 1	0- 1				
0- 0	0- 0	0- 0	NEUTRAL	0- 0	0- 0	0- 0				

RPI 1-25				RPI 26-50				RPI 51-100				RPI 101+ Team's RPI: 146			
RPI	S	Opponent	Score	RPI	S	Opponent	Score	RPI	S	Opponent	Score	RPI	S	Opponent	Score
2	A	Oregon St.	45 95									136	A	Montana St.	65 91
												173	A	Montana	74 81
												199	H	Portland St.	71 58
												201	H	Cal St. Fullerton	79 63
												216	H	UNLV	72 68
												230	H	UC Riverside	79 68
												235	H	UC Irvine	82 68
												258	A	Grand Canyon	65 69
												272	H	Oral Roberts	72 58
												279	H	Idaho St.	72 65
												288	A	Denver	73 81
												343	A	Utah Valley	71 58
LAST 10 Division I															
199	H	Portland St.	71 58	279	H	Idaho St.	72 65								
230	H	UC Riverside	79 68	136	A	Montana St.	65 91								
288	A	Denver	73 81	173	A	Montana	74 81								
235	H	UC Irvine	82 68	2	A	Oregon St.	45 95								
272	H	Oral Roberts	72 58	216	H	UNLV	72 68								

Non-Div I Games:

Southern Utah

■ Loss,
 ■ Non-Conf, S Site,
 ■ Home
 ■ Away
 N Neutral

<div> <div>Average RPI Win: 219</div> <div>Average RPI Loss: 142</div> </div>				WON-LOST	WINNING	LAST 10	STRENGTH OF	OPP. STRENGTH	TEAM	ADJ.	CONF.	ADJ CONF.
				RECORD	PCT. RANK	GAMES	SCHEDULE	OF SCHEDULE	RPI	RPI	RPI	RPI
DIV. I ONLY				3- 12	310	2-8	85	293	278	278	12	12
DIV. I NON-CONF.				3- 10	282	2-6	111	295	288	288	12	12
TOTALS				RPI 1-25	RPI 26-50	W-L RECORDS	RPI 51-100	RPI 101-150	RPI 150+			
3- 12	0- 0		0- 0	OVERALL	0- 3	1- 6	2- 3					
2- 6	0- 0		0- 0	HOME	0- 2	0- 2	2- 2					
0- 5	0- 0		0- 0	AWAY	0- 1	0- 3	0- 1					
1- 1	0- 0		0- 0	NEUTRAL	0- 0	1- 1	0- 0					
3- 10	0- 0		0- 0	NON-CONFERENCE	0- 3	1- 4	2- 3					
2- 5	0- 0		0- 0	HOME	0- 2	0- 1	2- 2					
0- 4	0- 0		0- 0	AWAY	0- 1	0- 2	0- 1					
1- 1	0- 0		0- 0	NEUTRAL	0- 0	1- 1	0- 0					
0- 2	0- 0		0- 0	CONFERENCE	0- 0	0- 2	0- 0					
0- 1	0- 0		0- 0	HOME	0- 0	0- 1	0- 0					
0- 1	0- 0		0- 0	AWAY	0- 0	0- 1	0- 0					
0- 0	0- 0		0- 0	NEUTRAL	0- 0	0- 0	0- 0					

RPI 1-25				RPI 26-50				RPI 51-100				RPI 101+				Team's RPI: 278	
RPI	S	Opponent	Score	RPI	S	Opponent	Score	RPI	S	Opponent	Score	RPI	S	Opponent	Score		
								62	H	Buffalo	36 46	122	N	Saint Mary's (CA)	57 72		
								64	H	St. John's (NY)	56 68	127	N	Wright St.	57 56		
								88	A	Bucknell	60 68	129	A	Kent St.	58 81		
												137	H	Massachusetts	52 62		
												138	A	Fordham	53 79		
												141	H	Cornell	42 70		
												149	A	Binghamton	67 78		
												168	H	Cleveland St.	62 65		
												183	H	Akron	54 63		
												252	H	Niagara	71 67		
												277	H	Oakland	80 66		
												326	A	Canisius	82 84		
LAST 10 Division I																	
				122	N	Saint Mary's (CA)	57 72	137	H	Massachusetts	52 62						
				127	N	Wright St.	57 56	138	A	Fordham	53 79						
				277	H	Oakland	80 66	141	H	Cornell	42 70						
				62	H	Buffalo	36 46	149	A	Binghamton	67 78						
				129	A	Kent St.	58 81	168	H	Cleveland St.	62 65						

Non-Div I Games:

St. Bonaventure

Loss, Non-Conf, S Site, H Home A Away N Neutral

St. Francis Brooklyn

Through Games Of Jan. 10, 2020

Average RPI Win:	297	WON-LOST	WINNING	LAST 10	STRENGTH OF	OPP. STRENGTH	TEAM	ADJ.	CONF.	ADJ CONF.
Average RPI Loss:	152	RECORD	PCT. RANK	GAMES	SCHEDULE	OF SCHEDULE	RPI	RPI	RPI	RPI
DIV. I ONLY	4- 8	245	4-6	232	281	284	284	31	31	
DIV. I NON-CONF.	3- 7	252	3-5	141	228	236	236	30	30	
TOTALS	RPI 1-25	RPI 26-50	W-L RECORDS	RPI 51-100	RPI 101-150	RPI 150+				
4- 8	0- 1	0- 1	OVERALL	0- 3	0- 0	4- 3				
3- 2	0- 0	0- 0	HOME	0- 1	0- 0	3- 1				
1- 4	0- 1	0- 1	AWAY	0- 1	0- 0	1- 1				
0- 2	0- 0	0- 0	NEUTRAL	0- 1	0- 0	0- 1				
3- 7	0- 1	0- 1	NON-CONFERENCE	0- 3	0- 0	3- 2				
2- 1	0- 0	0- 0	HOME	0- 1	0- 0	2- 0				
1- 4	0- 1	0- 1	AWAY	0- 1	0- 0	1- 1				
0- 2	0- 0	0- 0	NEUTRAL	0- 1	0- 0	0- 1				
1- 1	0- 0	0- 0	CONFERENCE	0- 0	0- 0	1- 1				
1- 1	0- 0	0- 0	HOME	0- 0	0- 0	1- 1				
0- 0	0- 0	0- 0	AWAY	0- 0	0- 0	0- 0				
0- 0	0- 0	0- 0	NEUTRAL	0- 0	0- 0	0- 0				

RPI 1-25				RPI 26-50				RPI 51-100				RPI 101+ Team's RPI: 284			
RPI	S	Opponent	Score	RPI	S	Opponent	Score	RPI	S	Opponent	Score	RPI	S	Opponent	Score
21	A	Princeton	44 76	29	A	Marquette	71 92	73	N	Pacific	62 71	262	H	Loyola Maryland	89 78
								81	A	Boston College	69 106	268	H	Army West Point	70 64
								86	H	Stony Brook	73 86	289	N	Ga. Southern	47 78
												310	A	Albany (NY)	49 41
												311	A	NJIT	69 88
												329	H	Fairleigh Dickinson	57 62
												346	H	LIU Brooklyn	88 63
LAST 10 Division I															
73	N	Pacific	62 71	346	H	LIU Brooklyn	88 63								
310	A	Albany (NY)	49 41	329	H	Fairleigh Dickinson	57 62								
21	A	Princeton	44 76	289	N	Ga. Southern	47 78								
311	A	NJIT	69 88	268	H	Army West Point	70 64								
262	H	Loyola Maryland	89 78	81	A	Boston College	69 106								

Non-Div I Games: East Stroudsburg 84 62

St. Francis Brooklyn

Loss, Non-Conf, S Site, H Home A Away N Neutral

Average RPI Win:	191	WON-LOST	WINNING	LAST 10	STRENGTH OF	OPP. STRENGTH	TEAM	ADJ.	CONF.	ADJ CONF.
Average RPI Loss:	71	RECORD	PCT. RANK	GAMES	SCHEDULE	OF SCHEDULE	RPI	RPI	RPI	RPI
DIV. I ONLY	10- 6	102	6-4	82	97	64	64	6	6	
DIV. I NON-CONF.	7- 4	100	3-2	45	174	50	50	6	6	
TOTALS	RPI 1-25	RPI 26-50	W-L RECORDS	RPI 51-100	RPI 101-150	RPI 150+				
10- 6	0- 1	0- 2	OVERALL	2- 2	2- 0	6- 1				
6- 1	0- 0	0- 0	HOME	1- 1	1- 0	4- 0				
4- 4	0- 1	0- 2	AWAY	1- 0	1- 0	2- 1				
0- 1	0- 0	0- 0	NEUTRAL	0- 1	0- 0	0- 0				
7- 4	0- 1	0- 1	NON-CONFERENCE	2- 1	1- 0	4- 1				
5- 0	0- 0	0- 0	HOME	1- 0	1- 0	3- 0				
2- 3	0- 1	0- 1	AWAY	1- 0	0- 0	1- 1				
0- 1	0- 0	0- 0	NEUTRAL	0- 1	0- 0	0- 0				
3- 2	0- 0	0- 1	CONFERENCE	0- 1	1- 0	2- 0				
1- 1	0- 0	0- 0	HOME	0- 1	0- 0	1- 0				
2- 1	0- 0	0- 1	AWAY	0- 0	1- 0	1- 0				
0- 0	0- 0	0- 0	NEUTRAL	0- 0	0- 0	0- 0				

RPI	S	Opponent	Score	RPI	S	Opponent	Score	RPI	S	Opponent	Score	RPI	S	Opponent	Score
16	A	Florida St.	70 74	29	A	Marquette	85 94	55	A	Yale	80 66	134	A	Butler	67 42
				31	A	James Madison	73 76	61	H	Wake Forest	82 74	137	H	Massachusetts	82 71
								65	H	Villanova	62 67	216	A	UNLV	75 79
								68	N	IUPUI	78 85	228	A	Xavier	75 67
												231	H	Georgetown	71 54
												246	H	Lafayette	76 44
												268	H	Army West Point	96 60
												269	H	Fairfield	71 69
												278	A	St. Bonaventure	68 56
LAST 10 Division I															
134	A	Butler	67 42	29	A	Marquette	85 94	65	H	Villanova	62 67	231	H	Georgetown	71 54
228	A	Xavier	75 67	65	H	Villanova	62 67	55	A	Yale	80 66	216	A	UNLV	75 79
269	H	Fairfield	71 69	55	A	Yale	80 66								
16	A	Florida St.	70 74	216	A	UNLV	75 79								
268	H	Army West Point	96 60												

Non-Div I Games:

St. John's (NY)

Average RPI Win:	123	WON-LOST	WINNING	LAST 10	STRENGTH OF	OPP. STRENGTH	TEAM	ADJ.	CONF.	ADJ CONF.
Average RPI Loss:	76	RECORD	PCT. RANK	GAMES	SCHEDULE	OF SCHEDULE	RPI	RPI	RPI	RPI
DIV. I ONLY	14- 1	6	9-1	20	41	7	7	1	1	
DIV. I NON-CONF.	11- 1	13	6-1	28	51	6	6	1	1	
TOTALS	RPI 1-25	RPI 26-50	W-L RECORDS	RPI 51-100	RPI 101-150	RPI 150+				
14- 1	3- 0	0- 0	OVERALL	6- 1	0- 0	5- 0				
10- 0	2- 0	0- 0	HOME	5- 0	0- 0	3- 0				
1- 1	0- 0	0- 0	AWAY	0- 1	0- 0	1- 0				
3- 0	1- 0	0- 0	NEUTRAL	1- 0	0- 0	1- 0				
11- 1	3- 0	0- 0	NON-CONFERENCE	3- 1	0- 0	5- 0				
7- 0	2- 0	0- 0	HOME	2- 0	0- 0	3- 0				
1- 1	0- 0	0- 0	AWAY	0- 1	0- 0	1- 0				
3- 0	1- 0	0- 0	NEUTRAL	1- 0	0- 0	1- 0				
3- 0	0- 0	0- 0	CONFERENCE	3- 0	0- 0	0- 0				
3- 0	0- 0	0- 0	HOME	3- 0	0- 0	0- 0				
0- 0	0- 0	0- 0	AWAY	0- 0	0- 0	0- 0				
0- 0	0- 0	0- 0	NEUTRAL	0- 0	0- 0	0- 0				

RPI	S	Opponent	Score	RPI	S	Opponent	Score	RPI	S	Opponent	Score	RPI	S	Opponent	Score
8	H	Gonzaga	76 70					60	H	Washington	77 56	174	H	Northern Colo.	90 36
12	N	Mississippi St.	67 62					62	H	Buffalo	88 69	208	A	San Francisco	97 71
25	H	Ohio St.	71 52					66	N	Syracuse	77 59	248	H	UC Davis	67 55
								74	H	Washington St.	77 58	295	H	Eastern Wash.	92 27
								76	A	Texas	64 69	297	N	California Baptist	83 78
								91	H	Tennessee	78 51				
								95	H	California	73 40				
LAST 10 Division I															
248	H	UC Davis	67 55	95	H	California	73 40								
76	A	Texas	64 69	60	H	Washington	77 56								
91	H	Tennessee	78 51	74	H	Washington St.	77 58								
25	H	Ohio St.	71 52	66	N	Syracuse	77 59								
12	N	Mississippi St.	67 62	297	N	California Baptist	83 78								

Non-Div I Games:

Stanford

Average RPI Win:	267	WON-LOST	WINNING	LAST 10	STRENGTH OF	OPP. STRENGTH	TEAM	ADJ.	CONF.	ADJ CONF.
Average RPI Loss:	122	RECORD	PCT. RANK	GAMES	SCHEDULE	OF SCHEDULE	RPI	RPI	RPI	RPI
DIV. I ONLY	4- 8	245	3-7	147	242	226	226	15	15	
DIV. I NON-CONF.	3- 7	252	2-6	88	243	213	213	13	13	
TOTALS	RPI 1-25	RPI 26-50	W-L RECORDS	RPI 51-100	RPI 101-150	RPI 150+				
4- 8	0- 1	0- 0	OVERALL	0- 3	0- 2	4- 2				
2- 3	0- 0	0- 0	HOME	0- 1	0- 1	2- 1				
2- 4	0- 1	0- 0	AWAY	0- 2	0- 1	2- 0				
0- 1	0- 0	0- 0	NEUTRAL	0- 0	0- 0	0- 1				
3- 7	0- 1	0- 0	NON-CONFERENCE	0- 3	0- 2	3- 1				
2- 2	0- 0	0- 0	HOME	0- 1	0- 1	2- 0				
1- 4	0- 1	0- 0	AWAY	0- 2	0- 1	1- 0				
0- 1	0- 0	0- 0	NEUTRAL	0- 0	0- 0	0- 1				
1- 1	0- 0	0- 0	CONFERENCE	0- 0	0- 0	1- 1				
0- 1	0- 0	0- 0	HOME	0- 0	0- 0	0- 1				
1- 0	0- 0	0- 0	AWAY	0- 0	0- 0	1- 0				
0- 0	0- 0	0- 0	NEUTRAL	0- 0	0- 0	0- 0				

RPI 1-25				RPI 26-50				RPI 51-100				RPI 101+ Team's RPI: 226			
RPI	S	Opponent	Score	RPI	S	Opponent	Score	RPI	S	Opponent	Score	RPI	S	Opponent	Score
18	A	Kentucky	48 67					53	A	UCF	40 66	102	A	Penn	41 81
								91	A	Tennessee	46 73	147	H	Bethune-Cookman	55 59
								100	H	Holy Cross	63 75	215	H	Tulsa	66 60
												222	N	Saint Francis (PA)	73 78
												245	H	Lipscomb	59 65
												250	A	Kennesaw St.	67 61
												276	A	Morehead St.	58 55
												326	H	Canisius	68 52
LAST 10 Division I															
147	H	Bethune-Cookman	55 59	245	H	Lipscomb	59 65								
326	H	Canisius	68 52	250	A	Kennesaw St.	67 61								
215	H	Tulsa	66 60	100	H	Holy Cross	63 75								
102	A	Penn	41 81	91	A	Tennessee	46 73								
53	A	UCF	40 66	222	N	Saint Francis (PA)	73 78								

Non-Div I Games: Palm Beach Atl. 77 46 Trinity Baptist 116 40 Fla. National 80 37

Stetson

Stony Brook

Through Games Of Jan. 10, 2020

Average RPI Win:	250	WON-LOST	WINNING	LAST 10	STRENGTH OF	OPP. STRENGTH	TEAM	ADJ.	CONF.	ADJ CONF.
Average RPI Loss:	44	RECORD	PCT. RANK	GAMES	SCHEDULE	OF SCHEDULE	RPI	RPI	RPI	RPI
DIV. I ONLY	14- 1	6	10-0	320	229	86	86	28	28	
DIV. I NON-CONF.	11- 1	13	7-0	307	226	78	78	29	29	
TOTALS	RPI 1-25	RPI 26-50	W-L RECORDS	RPI 51-100	RPI 101-150	RPI 150+				
14- 1	0- 0	0- 1	OVERALL	1- 0	1- 0	12- 0				
7- 0	0- 0	0- 0	HOME	1- 0	0- 0	6- 0				
5- 1	0- 0	0- 1	AWAY	0- 0	0- 0	5- 0				
2- 0	0- 0	0- 0	NEUTRAL	0- 0	1- 0	1- 0				
11- 1	0- 0	0- 1	NON-CONFERENCE	1- 0	1- 0	9- 0				
4- 0	0- 0	0- 0	HOME	1- 0	0- 0	3- 0				
5- 1	0- 0	0- 1	AWAY	0- 0	0- 0	5- 0				
2- 0	0- 0	0- 0	NEUTRAL	0- 0	1- 0	1- 0				
3- 0	0- 0	0- 0	CONFERENCE	0- 0	0- 0	3- 0				
3- 0	0- 0	0- 0	HOME	0- 0	0- 0	3- 0				
0- 0	0- 0	0- 0	AWAY	0- 0	0- 0	0- 0				
0- 0	0- 0	0- 0	NEUTRAL	0- 0	0- 0	0- 0				

RPI 1-25				RPI 26-50				RPI 51-100				Team's RPI: 86				RPI 101+			
RPI	S	Opponent	Score	RPI	S	Opponent	Score	RPI	S	Opponent	Score	RPI	S	Opponent	Score	RPI	S	Opponent	Score
				44	A	Arkansas	58 88					88	H	Bucknell	78 73	128	N	Western Mich.	50 47
																171	H	Iona	59 40
																220	H	Manhattan	59 54
																232	H	Sacred Heart	54 50
																260	H	Maine	73 69
																261	A	Wagner	66 45
																284	A	St. Francis Brooklyn	86 73
																285	A	Pittsburgh	59 56
																290	H	Vermont	67 49
																302	N	Morgan St.	63 56
																309	H	UMBC	57 45
																327	A	Hofstra	81 38
																346	A	LIU Brooklyn	80 49
LAST 10 Division I																			
				88	H	Bucknell	78 73					290	H	Vermont	67 49				
				128	N	Western Mich.	50 47					260	H	Maine	73 69				
				302	N	Morgan St.	63 56					309	H	UMBC	57 45				
				261	A	Wagner	66 45					346	A	LIU Brooklyn	80 49				
				285	A	Pittsburgh	59 56					232	H	Sacred Heart	54 50				

Non-Div I Games: Molloy 66 49

Stony Brook

Loss, Non-Conf, S Site, H Home A Away N Neutral

Average RPI Win:	178	WON-LOST	WINNING	LAST 10	STRENGTH OF	OPP. STRENGTH	TEAM	ADJ.	CONF.	ADJ CONF.
Average RPI Loss:	43	RECORD	PCT. RANK	GAMES	SCHEDULE	OF SCHEDULE	RPI	RPI	RPI	RPI
DIV. I ONLY	8- 6	136	5-5	22	37	66	66	3	3	
DIV. I NON-CONF.	6- 5	151	3-4	65	54	111	111	2	2	
TOTALS	RPI 1-25	RPI 26-50	W-L RECORDS	RPI 51-100	RPI 101-150	RPI 150+				
8- 6	1- 4	0- 0	OVERALL	0- 1	4- 0	3- 1				
6- 1	1- 1	0- 0	HOME	0- 0	2- 0	3- 0				
0- 2	0- 1	0- 0	AWAY	0- 1	0- 0	0- 0				
2- 3	0- 2	0- 0	NEUTRAL	0- 0	2- 0	0- 1				
6- 5	0- 3	0- 0	NON-CONFERENCE	0- 1	3- 0	3- 1				
4- 1	0- 1	0- 0	HOME	0- 0	1- 0	3- 0				
0- 1	0- 0	0- 0	AWAY	0- 1	0- 0	0- 0				
2- 3	0- 2	0- 0	NEUTRAL	0- 0	2- 0	0- 1				
2- 1	1- 1	0- 0	CONFERENCE	0- 0	1- 0	0- 0				
2- 0	1- 0	0- 0	HOME	0- 0	1- 0	0- 0				
0- 1	0- 1	0- 0	AWAY	0- 0	0- 0	0- 0				
0- 0	0- 0	0- 0	NEUTRAL	0- 0	0- 0	0- 0				

RPI 1-25				RPI 26-50				RPI 51-100				RPI 101+			
RPI	S	Opponent	Score	RPI	S	Opponent	Score	RPI	S	Opponent	Score	RPI	S	Opponent	Score
5	A	Louisville	58 62					52	A	Michigan	76 84	105	N	Michigan St.	77 63
7	N	Stanford	59 77									116	H	Ohio	66 54
14	H	Oregon	64 81									124	H	Notre Dame	74 63
16	H	Florida St.	90 89									144	N	Houston	87 62
24	N	West Virginia	69 71									153	N	Green Bay	73 79
												298	H	UMES	65 50
												309	H	UMBC	82 48
												310	H	Albany (NY)	75 53
LAST 10 Division I															
24	N	West Virginia	69 71	124	H	Notre Dame	74 63								
105	N	Michigan St.	77 63	16	H	Florida St.	90 89								
309	H	UMBC	82 48	5	A	Louisville	58 62								
52	A	Michigan	76 84	7	N	Stanford	59 77								
153	N	Green Bay	73 79	144	N	Houston	87 62								

Non-Div I Games:

Syracuse

Average RPI Win:	173	WON-LOST	WINNING	LAST 10	STRENGTH OF	OPP. STRENGTH	TEAM	ADJ.	CONF.	ADJ CONF.
Average RPI Loss:	77	RECORD	PCT. RANK	GAMES	SCHEDULE	OF SCHEDULE	RPI	RPI	RPI	RPI
DIV. I ONLY	10- 3	50	7-3	58	115	38	38	5	5	
DIV. I NON-CONF.	9- 2	40	6-2	115	76	31	31	4	4	
TOTALS	RPI 1-25	RPI 26-50	W-L RECORDS	RPI 51-100	RPI 101-150	RPI 150+				
10- 3	0- 1	0- 1	OVERALL	1- 0	5- 0	4- 1				
7- 1	0- 0	0- 0	HOME	0- 0	5- 0	2- 1				
3- 2	0- 1	0- 1	AWAY	1- 0	0- 0	2- 0				
0- 0	0- 0	0- 0	NEUTRAL	0- 0	0- 0	0- 0				
9- 2	0- 1	0- 1	NON-CONFERENCE	0- 0	5- 0	4- 0				
7- 0	0- 0	0- 0	HOME	0- 0	5- 0	2- 0				
2- 2	0- 1	0- 1	AWAY	0- 0	0- 0	2- 0				
0- 0	0- 0	0- 0	NEUTRAL	0- 0	0- 0	0- 0				
1- 1	0- 0	0- 0	CONFERENCE	1- 0	0- 0	0- 1				
0- 1	0- 0	0- 0	HOME	0- 0	0- 0	0- 1				
1- 0	0- 0	0- 0	AWAY	1- 0	0- 0	0- 0				
0- 0	0- 0	0- 0	NEUTRAL	0- 0	0- 0	0- 0				

RPI 1-25			RPI 26-50			Team's RPI: 38	RPI 51-100			RPI 101+		
RPI	S	Opponent	Score	RPI	S	Opponent	Score	RPI	S	Opponent	Score	
19	A	Texas A&M	68 70	47	A	Middle Tenn.	70 82	76	A	Texas	65 63	
LAST 10 Division I												
254	H	Texas St.	79 52	164	H	Texas Tech	76 80					
116	H	Ohio	79 72	76	A	Texas	65 63					
19	A	Texas A&M	68 70	47	A	Middle Tenn.	70 82					
133	H	Auburn	80 65	268	A	Army West Point	66 52					
106	H	Boise St.	77 65	182	A	SMU	57 56					

Non-Div I Games:

TCU

Average RPI Win:	175	WON-LOST	WINNING	LAST 10	STRENGTH OF	OPP. STRENGTH	TEAM	ADJ.	CONF.	ADJ CONF.
Average RPI Loss:	44	RECORD	PCT. RANK	GAMES	SCHEDULE	OF SCHEDULE	RPI	RPI	RPI	RPI
DIV. I ONLY	9- 6	112	6-4	28	50	56	56	8	8	
DIV. I NON-CONF.	7- 5	130	4-4	34	57	69	69	8	8	
TOTALS	RPI 1-25	RPI 26-50	W-L RECORDS	RPI 51-100	RPI 101-150	RPI 150+				
9- 6	0- 3	0- 1	OVERALL	2- 1	2- 1	5- 0				
4- 3	0- 2	0- 1	HOME	1- 0	1- 0	2- 0				
5- 1	0- 0	0- 0	AWAY	1- 0	1- 1	3- 0				
0- 2	0- 1	0- 0	NEUTRAL	0- 1	0- 0	0- 0				
7- 5	0- 2	0- 1	NON-CONFERENCE	2- 1	1- 1	4- 0				
4- 2	0- 1	0- 1	HOME	1- 0	1- 0	2- 0				
3- 1	0- 0	0- 0	AWAY	1- 0	0- 1	2- 0				
0- 2	0- 1	0- 0	NEUTRAL	0- 1	0- 0	0- 0				
2- 1	0- 1	0- 0	CONFERENCE	0- 0	1- 0	1- 0				
0- 1	0- 1	0- 0	HOME	0- 0	0- 0	0- 0				
2- 0	0- 0	0- 0	AWAY	0- 0	1- 0	1- 0				
0- 0	0- 0	0- 0	NEUTRAL	0- 0	0- 0	0- 0				

RPI S	Opponent	Score	RPI S	Opponent	Score	RPI S	Opponent	Score	RPI S	Opponent	Score
3 H	UConn	54 83	36 H	FGCU	67 93	65 H	Villanova	74 69	119 H	Duquesne	85 72
4 H	South Carolina	71 78				77 N	North Carolina	58 71	131 A	Saint Joseph's	63 67
13 N	Creighton	59 69				88 A	Bucknell	72 61	144 A	Houston	61 58
									202 A	La Salle	72 69
									215 A	Tulsa	74 65
									228 H	Xavier	78 65
									243 A	Towson	74 59
									269 H	Fairfield	77 59
LAST 10 Division I											
36 H	FGCU	67 93	144 A	Houston	61 58						
65 H	Villanova	74 69	215 A	Tulsa	74 65						
4 H	South Carolina	71 78	202 A	La Salle	72 69						
243 A	Towson	74 59	77 N	North Carolina	58 71						
13 N	Creighton	59 69	88 A	Bucknell	72 61						

Non-Div I Games:

Temple

Tennessee

Through Games Of Jan. 10, 2020

Average RPI Win:	234	WON-LOST	WINNING	LAST 10	STRENGTH OF	OPP. STRENGTH	TEAM	ADJ.	CONF.	ADJ CONF.
Average RPI Loss:	34	RECORD	PCT. RANK	GAMES	SCHEDULE	OF SCHEDULE	RPI	RPI	RPI	RPI
DIV. I ONLY	12- 3	39	7-3	262	102	91	91	4	4	
DIV. I NON-CONF.	10- 2	31	5-2	290	171	107	107	5	5	
TOTALS	RPI 1-25	RPI 26-50	W-L RECORDS	RPI 51-100	RPI 101-150	RPI 150+				
12- 3	0- 2	0- 0	OVERALL	0- 1	1- 0	11- 0				
8- 1	0- 0	0- 0	HOME	0- 1	0- 0	8- 0				
4- 2	0- 2	0- 0	AWAY	0- 0	1- 0	3- 0				
0- 0	0- 0	0- 0	NEUTRAL	0- 0	0- 0	0- 0				
10- 2	0- 1	0- 0	NON-CONFERENCE	0- 1	1- 0	9- 0				
7- 1	0- 0	0- 0	HOME	0- 1	0- 0	7- 0				
3- 1	0- 1	0- 0	AWAY	0- 0	1- 0	2- 0				
0- 0	0- 0	0- 0	NEUTRAL	0- 0	0- 0	0- 0				
2- 1	0- 1	0- 0	CONFERENCE	0- 0	0- 0	2- 0				
1- 0	0- 0	0- 0	HOME	0- 0	0- 0	1- 0				
1- 1	0- 1	0- 0	AWAY	0- 0	0- 0	1- 0				
0- 0	0- 0	0- 0	NEUTRAL	0- 0	0- 0	0- 0				

RPI 1-25				RPI 26-50				RPI 51-100 Team's RPI: 91				RPI 101+			
RPI	S	Opponent	Score	RPI	S	Opponent	Score	RPI	S	Opponent	Score	RPI	S	Opponent	Score
7	A	Stanford	51 78					76	H	Texas	60 66	124	A	Notre Dame	74 63
18	A	Kentucky	76 80									167	H	Missouri	77 66
												194	H	Howard	88 38
												199	A	Portland St.	88 61
												219	A	ETSU	72 68
												226	H	Stetson	73 46
												233	H	Colorado St.	79 41
												256	H	Central Ark.	63 36
												266	H	Ark.-Pine Bluff	92 51
												270	A	Ole Miss	84 28
												316	H	Air Force	81 54
												336	H	Tennessee St.	73 43
LAST 10 Division I															
194	H	Howard	88 38	270	A	Ole Miss	84 28								
199	A	Portland St.	88 61	18	A	Kentucky	76 80								
7	A	Stanford	51 78	167	H	Missouri	77 66								
233	H	Colorado St.	79 41	316	H	Air Force	81 54								
76	H	Texas	60 66	266	H	Ark.-Pine Bluff	92 51								

Non-Div I Games:

Tennessee

■ Loss,
 ■ Non-Conf, S Site,
 ■ Home
 ■ Away
 N Neutral

Tennessee St.

Through Games Of Jan. 10, 2020

Average RPI Win:	0	WON-LOST	WINNING	LAST 10	STRENGTH OF	OPP. STRENGTH	TEAM	ADJ.	CONF.	ADJ CONF.
Average RPI Loss:	184	RECORD	PCT. RANK	GAMES	SCHEDULE	OF SCHEDULE	RPI	RPI	RPI	RPI
DIV. I ONLY	0- 11	344	0-10	163	313	336	336	18	18	
DIV. I NON-CONF.	0- 8	338	0-7	95	316	318	318	21	21	
TOTALS	RPI 1-25	RPI 26-50	W-L RECORDS	RPI 51-100	RPI 101-150	RPI 150+				
0- 11	0- 0	0- 2	OVERALL	0- 2	0- 0	0- 7				
0- 7	0- 0	0- 1	HOME	0- 0	0- 0	0- 6				
0- 4	0- 0	0- 1	AWAY	0- 2	0- 0	0- 1				
0- 0	0- 0	0- 0	NEUTRAL	0- 0	0- 0	0- 0				
0- 8	0- 0	0- 2	NON-CONFERENCE	0- 1	0- 0	0- 5				
0- 5	0- 0	0- 1	HOME	0- 0	0- 0	0- 4				
0- 3	0- 0	0- 1	AWAY	0- 1	0- 0	0- 1				
0- 0	0- 0	0- 0	NEUTRAL	0- 0	0- 0	0- 0				
0- 3	0- 0	0- 0	CONFERENCE	0- 1	0- 0	0- 2				
0- 2	0- 0	0- 0	HOME	0- 0	0- 0	0- 2				
0- 1	0- 0	0- 0	AWAY	0- 1	0- 0	0- 0				
0- 0	0- 0	0- 0	NEUTRAL	0- 0	0- 0	0- 0				

RPI S	Opponent	Score	RPI S	Opponent	Score	RPI S	Opponent	Score	RPI S	Opponent	Score	Team's RPI: 336
40	A Arizona	42 77	42	77	87	A UT Martin	71 88	71	88	156	H Columbia	65 75
50	H Vanderbilt	55 106	55	106	91	A Tennessee	43 73	43	73	191	H North Ala.	63 88
										245	H Lipscomb	64 74
										253	H Eastern Ill.	52 73
										282	A South Alabama	48 70
										303	H SIUE	63 76
										322	H Alcorn	57 62
LAST 10 Division I												
156	H Columbia	65 75	65	75	87	A UT Martin	71 88	71	88			
40	A Arizona	42 77	42	77	303	H SIUE	63 76	63	76			
245	H Lipscomb	64 74	64	74	253	H Eastern Ill.	52 73	52	73			
282	A South Alabama	48 70	48	70	322	H Alcorn	57 62	57	62			
50	H Vanderbilt	55 106	55	106	191	H North Ala.	63 88	63	88			

Non-Div I Games: Wilberforce 83 65 Fisk 91 50

Tennessee St.

Loss, Non-Conf, S Site, H Home A Away N Neutral

Tennessee Tech

Through Games Of Jan. 10, 2020

Average RPI Win:	259	WON-LOST	WINNING	LAST 10	STRENGTH OF	OPP. STRENGTH	TEAM	ADJ.	CONF.	ADJ CONF.
Average RPI Loss:	90	RECORD	PCT. RANK	GAMES	SCHEDULE	OF SCHEDULE	RPI	RPI	RPI	RPI
DIV. I ONLY	8- 4	84	7-3	326	117	160	160	18	18	
DIV. I NON-CONF.	5- 4	140	4-3	338	83	223	223	21	21	
TOTALS	RPI 1-25	RPI 26-50	W-L RECORDS	RPI 51-100	RPI 101-150	RPI 150+				
8- 4	0- 0	0- 2	OVERALL	0- 1	2- 0	6- 1				
3- 0	0- 0	0- 0	HOME	0- 0	1- 0	2- 0				
4- 3	0- 0	0- 2	AWAY	0- 1	1- 0	3- 0				
1- 1	0- 0	0- 0	NEUTRAL	0- 0	0- 0	1- 1				
5- 4	0- 0	0- 2	NON-CONFERENCE	0- 1	1- 0	4- 1				
2- 0	0- 0	0- 0	HOME	0- 0	0- 0	2- 0				
2- 3	0- 0	0- 2	AWAY	0- 1	1- 0	1- 0				
1- 1	0- 0	0- 0	NEUTRAL	0- 0	0- 0	1- 1				
3- 0	0- 0	0- 0	CONFERENCE	0- 0	1- 0	2- 0				
1- 0	0- 0	0- 0	HOME	0- 0	1- 0	0- 0				
2- 0	0- 0	0- 0	AWAY	0- 0	0- 0	2- 0				
0- 0	0- 0	0- 0	NEUTRAL	0- 0	0- 0	0- 0				

RPI 1-25				RPI 26-50				RPI 51-100				RPI 101+				Team's RPI: 160
RPI	S	Opponent	Score	RPI	S	Opponent	Score	RPI	S	Opponent	Score	RPI	S	Opponent	Score	
				47	A	Middle Tenn.	58 64	78	A	Southern Ill.	65 76	143	A	Samford	72 57	
				50	A	Vanderbilt	61 75					145	H	Austin Peay	58 49	
												186	N	Northern Ill.	74 82	
												245	H	Lipscomb	78 58	
												257	A	Eastern Ky.	60 42	
												276	A	Morehead St.	75 55	
												325	N	Detroit Mercy	69 47	
												333	A	Western Caro.	62 58	
												349	H	La.-Monroe	75 68	
LAST 10 Division I																
				245	H	Lipscomb	78 58	145	H	Austin Peay	58 49					
				333	A	Western Caro.	62 58	276	A	Morehead St.	75 55					
				50	A	Vanderbilt	61 75	257	A	Eastern Ky.	60 42					
				325	N	Detroit Mercy	69 47	143	A	Samford	72 57					
				186	N	Northern Ill.	74 82	47	A	Middle Tenn.	58 64					

Non-Div I Games: Tenn. Wesleyan 94 45 Cumberland (TN) 88 51

Tennessee Tech

Loss, Non-Conf, S Site, H Home A Away N Neutral

Average RPI Win:	195	WON-LOST	WINNING	LAST 10	STRENGTH OF	OPP. STRENGTH	TEAM	ADJ.	CONF.	ADJ CONF.
Average RPI Loss:	71	RECORD	PCT. RANK	GAMES	SCHEDULE	OF SCHEDULE	RPI	RPI	RPI	RPI
DIV. I ONLY	9- 5	94	7-3	61	108	76	76	5	5	
DIV. I NON-CONF.	8- 4	90	6-2	108	143	83	83	4	4	
TOTALS	RPI 1-25	RPI 26-50	W-L RECORDS	RPI 51-100	RPI 101-150	RPI 150+				
9- 5	1- 1	0- 2	OVERALL	2- 1	1- 0	5- 1				
6- 2	1- 0	0- 2	HOME	0- 0	1- 0	4- 0				
2- 2	0- 0	0- 0	AWAY	2- 1	0- 0	0- 1				
1- 1	0- 1	0- 0	NEUTRAL	0- 0	0- 0	1- 0				
8- 4	1- 1	0- 1	NON-CONFERENCE	1- 1	1- 0	5- 1				
6- 1	1- 0	0- 1	HOME	0- 0	1- 0	4- 0				
1- 2	0- 0	0- 0	AWAY	1- 1	0- 0	0- 1				
1- 1	0- 1	0- 0	NEUTRAL	0- 0	0- 0	1- 0				
1- 1	0- 0	0- 1	CONFERENCE	1- 0	0- 0	0- 0				
0- 1	0- 0	0- 1	HOME	0- 0	0- 0	0- 0				
1- 0	0- 0	0- 0	AWAY	1- 0	0- 0	0- 0				
0- 0	0- 0	0- 0	NEUTRAL	0- 0	0- 0	0- 0				

RPI 1-25				RPI 26-50				RPI 51-100 Team's RPI: 76				RPI 101+			
RPI	S	Opponent	Score	RPI	S	Opponent	Score	RPI	S	Opponent	Score	RPI	S	Opponent	Score
7	H	Stanford	69 64	38	H	TCU	63 65	82	A	Iowa St.	81 75	116	H	Ohio	73 60
15	N	NC State	73 84	40	H	Arizona	58 83	91	A	Tennessee	66 60	166	A	Hawaii	60 73
								98	A	South Fla.	57 64	225	H	Southern U.	93 39
												255	N	North Texas	63 57
												299	H	UTSA	84 53
												335	H	UTRGV	85 69
												341	H	Northwestern St.	91 49
LAST 10 Division I															
7	H	Stanford	69 64	82	A	Iowa St.	81 75								
116	H	Ohio	73 60	38	H	TCU	63 65								
91	A	Tennessee	66 60	341	H	Northwestern St.	91 49								
166	A	Hawaii	60 73	15	N	NC State	73 84								
255	N	North Texas	63 57	225	H	Southern U.	93 39								

Non-Div I Games:

Texas

■ Loss,
 ■ Non-Conf, S Site,
 ■ Home
 ■ Away
 N Neutral

Average RPI Win:	143	WON-LOST	WINNING	LAST 10	STRENGTH OF	OPP. STRENGTH	TEAM	ADJ.	CONF.	ADJ CONF.
Average RPI Loss:	27	RECORD	PCT. RANK	GAMES	SCHEDULE	OF SCHEDULE	RPI	RPI	RPI	RPI
DIV. I ONLY	14- 2	17	9-1	41	46	19	19	4	4	
DIV. I NON-CONF.	12- 1	9	7-0	70	28	14	14	5	5	
TOTALS	RPI 1-25	RPI 26-50	W-L RECORDS	RPI 51-100	RPI 101-150	RPI 150+				
14- 2	1- 1	4- 1	OVERALL	1- 0	2- 0	6- 0				
9- 1	0- 0	3- 1	HOME	0- 0	1- 0	5- 0				
3- 0	0- 0	1- 0	AWAY	1- 0	0- 0	1- 0				
2- 1	1- 1	0- 0	NEUTRAL	0- 0	1- 0	0- 0				
12- 1	1- 1	3- 0	NON-CONFERENCE	1- 0	2- 0	5- 0				
8- 0	0- 0	3- 0	HOME	0- 0	1- 0	4- 0				
2- 0	0- 0	0- 0	AWAY	1- 0	0- 0	1- 0				
2- 1	1- 1	0- 0	NEUTRAL	0- 0	1- 0	0- 0				
2- 1	0- 0	1- 1	CONFERENCE	0- 0	0- 0	1- 0				
1- 1	0- 0	0- 1	HOME	0- 0	0- 0	1- 0				
1- 0	0- 0	1- 0	AWAY	0- 0	0- 0	0- 0				
0- 0	0- 0	0- 0	NEUTRAL	0- 0	0- 0	0- 0				

RPI 1-25				RPI 26-50				RPI 51-100				RPI 101+			
RPI	S	Opponent	Score	RPI	S	Opponent	Score	RPI	S	Opponent	Score	RPI	S	Opponent	Score
16	N	Florida St.	58 80	37	H	LSU	54 57	97	A	Southern California	74 64	136	N	Montana St.	78 67
22	N	Georgia Tech	60 48	38	H	TCU	70 68					144	H	Houston	72 43
				44	A	Arkansas	84 77					151	A	Rice	62 61
				45	H	Duke	79 58					193	H	Little Rock	78 35
				48	H	Oklahoma St.	74 62					247	H	A&M-Corpus Christi	85 48
												256	H	Central Ark.	76 46
												270	H	Ole Miss	79 35
												306	H	Prairie View	80 38
LAST 10 Division I															
247	H	A&M-Corpus Christi	85 48	37	H	LSU	54 57								
136	N	Montana St.	78 67	270	H	Ole Miss	79 35								
22	N	Georgia Tech	60 48	44	A	Arkansas	84 77								
144	H	Houston	72 43	48	H	Oklahoma St.	74 62								
38	H	TCU	70 68	256	H	Central Ark.	76 46								

Non-Div I Games:

Texas A&M

Texas Southern

Through Games Of Jan. 10, 2020

Average RPI Win:	209	WON-LOST	WINNING	LAST 10	STRENGTH OF	OPP. STRENGTH	TEAM	ADJ.	CONF.	ADJ CONF.
Average RPI Loss:	69	RECORD	PCT. RANK	GAMES	SCHEDULE	OF SCHEDULE	RPI	RPI	RPI	RPI
DIV. I ONLY	7- 6	148	6-4	109	76	84	84	29	29	
DIV. I NON-CONF.	5- 6	187	4-4	35	52	59	59	28	28	
TOTALS	RPI 1-25	RPI 26-50	W-L RECORDS	RPI 51-100	RPI 101-150	RPI 150+				
7- 6	0- 2	0- 1	OVERALL	0- 1	2- 2	5- 0				
3- 0	0- 0	0- 0	HOME	0- 0	0- 0	3- 0				
4- 4	0- 2	0- 1	AWAY	0- 1	2- 0	2- 0				
0- 2	0- 0	0- 0	NEUTRAL	0- 0	0- 2	0- 0				
5- 6	0- 2	0- 1	NON-CONFERENCE	0- 1	2- 2	3- 0				
1- 0	0- 0	0- 0	HOME	0- 0	0- 0	1- 0				
4- 4	0- 2	0- 1	AWAY	0- 1	2- 0	2- 0				
0- 2	0- 0	0- 0	NEUTRAL	0- 0	0- 2	0- 0				
2- 0	0- 0	0- 0	CONFERENCE	0- 0	0- 0	2- 0				
2- 0	0- 0	0- 0	HOME	0- 0	0- 0	2- 0				
0- 0	0- 0	0- 0	AWAY	0- 0	0- 0	0- 0				
0- 0	0- 0	0- 0	NEUTRAL	0- 0	0- 0	0- 0				

RPI 1-25				RPI 26-50				RPI 51-100				Team's RPI: 84	RPI 101+			
RPI	S	Opponent	Score	RPI	S	Opponent	Score	RPI	S	Opponent	Score		RPI	S	Opponent	Score
8	A	Gonzaga	45 80	30	A	Colorado	50 74	82	A	Iowa St.	59 79		115	A	UT Arlington	74 63
14	A	Oregon	63 99										135	N	UAB	68 84
													142	N	Utah	52 61
													150	A	Tulane	72 62
													151	H	Rice	63 56
													166	A	Hawaii	74 57
													225	H	Southern U.	61 56
													322	H	Alcorn	105 70
													335	A	UTRGV	71 44
LAST 10 Division I																
135	N	UAB	68 84	322	H	Alcorn	105 70									
150	A	Tulane	72 62	225	H	Southern U.	61 56									
8	A	Gonzaga	45 80	115	A	UT Arlington	74 63									
151	H	Rice	63 56	166	A	Hawaii	74 57									
30	A	Colorado	50 74	142	N	Utah	52 61									

Non-Div I Games:

Texas Southern

■ Loss,
 ■ Non-Conf, S Site,
 ■ Home
 ■ Away
 N Neutral

Average RPI Win:	232	WON-LOST	WINNING	LAST 10	STRENGTH OF	OPP. STRENGTH	TEAM	ADJ.	CONF.	ADJ CONF.
Average RPI Loss:	171	RECORD	PCT. RANK	GAMES	SCHEDULE	OF SCHEDULE	RPI	RPI	RPI	RPI
DIV. I ONLY	5- 7	217	5-5	261	231	254	254	23	23	
DIV. I NON-CONF.	5- 4	140	5-2	252	256	169	169	22	22	
TOTALS	RPI 1-25	RPI 26-50	W-L RECORDS	RPI 51-100	RPI 101-150	RPI 150+				
5- 7	0- 0	0- 1	OVERALL	1- 1	0- 1	4- 4				
4- 2	0- 0	0- 0	HOME	1- 0	0- 0	3- 2				
1- 5	0- 0	0- 1	AWAY	0- 1	0- 1	1- 2				
0- 0	0- 0	0- 0	NEUTRAL	0- 0	0- 0	0- 0				
5- 4	0- 0	0- 1	NON-CONFERENCE	1- 1	0- 0	4- 2				
4- 0	0- 0	0- 0	HOME	1- 0	0- 0	3- 0				
1- 4	0- 0	0- 1	AWAY	0- 1	0- 0	1- 2				
0- 0	0- 0	0- 0	NEUTRAL	0- 0	0- 0	0- 0				
0- 3	0- 0	0- 0	CONFERENCE	0- 0	0- 1	0- 2				
0- 2	0- 0	0- 0	HOME	0- 0	0- 0	0- 2				
0- 1	0- 0	0- 0	AWAY	0- 0	0- 1	0- 0				
0- 0	0- 0	0- 0	NEUTRAL	0- 0	0- 0	0- 0				

RPI S	Opponent	Score	RPI S	Opponent	Score	RPI S	Opponent	Score	RPI S	Opponent	Score	Team's RPI: 254
38	A TCU	52 79	57	A Kansas	48 68	117	A Coastal Caro.	67 75	193	H Little Rock	66 78	
			96	H New Orleans	51 49	197	A Dartmouth	61 51	217	H Arkansas St.	53 56	
						247	H A&M-Corpus Christi	57 48	272	A Oral Roberts	57 63	
						299	H UTSA	74 69	302	A Morgan St.	62 72	
						322	H Alcorn	67 59				
LAST 10 Division I												
322	H Alcorn	67 59	117	A Coastal Caro.	67 75							
38	A TCU	52 79	217	H Arkansas St.	53 56							
302	A Morgan St.	62 72	193	H Little Rock	66 78							
197	A Dartmouth	61 51	247	H A&M-Corpus Christi	57 48							
299	H UTSA	74 69	96	H New Orleans	51 49							

Non-Div I Games: Texas Lutheran 72 31 Tex. Permian Basin 83 45

Texas St.

Average RPI Win:	266	WON-LOST	WINNING	LAST 10	STRENGTH OF	OPP. STRENGTH	TEAM	ADJ.	CONF.	ADJ CONF.
Average RPI Loss:	82	RECORD	PCT. RANK	GAMES	SCHEDULE	OF SCHEDULE	RPI	RPI	RPI	RPI
DIV. I ONLY	12- 1	9	9-1	348	265	164	164	5	5	
DIV. I NON-CONF.	11- 0	1	8-0	351	313	177	177	4	4	
TOTALS	RPI 1-25	RPI 26-50	W-L RECORDS	RPI 51-100	RPI 101-150	RPI 150+				
12- 1	0- 0	1- 0	OVERALL	0- 1	0- 0	11- 0				
9- 1	0- 0	0- 0	HOME	0- 1	0- 0	9- 0				
2- 0	0- 0	1- 0	AWAY	0- 0	0- 0	1- 0				
1- 0	0- 0	0- 0	NEUTRAL	0- 0	0- 0	1- 0				
11- 0	0- 0	0- 0	NON-CONFERENCE	0- 0	0- 0	11- 0				
9- 0	0- 0	0- 0	HOME	0- 0	0- 0	9- 0				
1- 0	0- 0	0- 0	AWAY	0- 0	0- 0	1- 0				
1- 0	0- 0	0- 0	NEUTRAL	0- 0	0- 0	1- 0				
1- 1	0- 0	1- 0	CONFERENCE	0- 1	0- 0	0- 0				
0- 1	0- 0	0- 0	HOME	0- 1	0- 0	0- 0				
1- 0	0- 0	1- 0	AWAY	0- 0	0- 0	0- 0				
0- 0	0- 0	0- 0	NEUTRAL	0- 0	0- 0	0- 0				

RPI 1-25			RPI 26-50			RPI 51-100			RPI 101+			Team's RPI: 164
RPI	S	Opponent	Score	RPI	S	Opponent	Score	RPI	S	Opponent	Score	
				38	A	TCU	80 76	82	H	Iowa St.	66 96	
								159	H	Sam Houston St.	99 57	
								189	A	San Diego	64 60	
								266	H	Ark.-Pine Bluff	81 55	
								270	H	Ole Miss	84 48	
								299	H	UTSA	115 58	
								304	H	Houston Baptist	59 51	
								306	H	Prairie View	82 48	
								324	N	Purdue Fort Wayne	82 48	
								341	H	Northwestern St.	79 49	
								348	H	Florida A&M	98 60	
								349	H	La.-Monroe	83 38	
LAST 10 Division I												
349	H	La.-Monroe	83 38	38	A	TCU	80 76					
266	H	Ark.-Pine Bluff	81 55	82	H	Iowa St.	66 96					
306	H	Prairie View	82 48	299	H	UTSA	115 58					
304	H	Houston Baptist	59 51	189	A	San Diego	64 60					
270	H	Ole Miss	84 48	324	N	Purdue Fort Wayne	82 48					

Non-Div I Games:

Texas Tech

■ Loss,
 ■ Non-Conf, S Site,
 ■ Home
 ■ Away
 N Neutral

Average RPI Win:	198	WON-LOST	WINNING	LAST 10	STRENGTH OF	OPP. STRENGTH	TEAM	ADJ.	CONF.	ADJ CONF.
Average RPI Loss:	128	RECORD	PCT. RANK	GAMES	SCHEDULE	OF SCHEDULE	RPI	RPI	RPI	RPI
DIV. I ONLY	6- 7	192	5-5	120	240	175	175	10	10	
DIV. I NON-CONF.	5- 6	187	4-4	189	244	202	202	10	10	
TOTALS	RPI 1-25	RPI 26-50	W-L RECORDS	RPI 51-100	RPI 101-150	RPI 150+				
6- 7	0- 0	0- 0	OVERALL	3- 1	0- 4	3- 2				
3- 3	0- 0	0- 0	HOME	2- 0	0- 1	1- 2				
2- 3	0- 0	0- 0	AWAY	0- 0	0- 3	2- 0				
1- 1	0- 0	0- 0	NEUTRAL	1- 1	0- 0	0- 0				
5- 6	0- 0	0- 0	NON-CONFERENCE	2- 1	0- 3	3- 2				
2- 3	0- 0	0- 0	HOME	1- 0	0- 1	1- 2				
2- 2	0- 0	0- 0	AWAY	0- 0	0- 2	2- 0				
1- 1	0- 0	0- 0	NEUTRAL	1- 1	0- 0	0- 0				
1- 1	0- 0	0- 0	CONFERENCE	1- 0	0- 1	0- 0				
1- 0	0- 0	0- 0	HOME	1- 0	0- 0	0- 0				
0- 1	0- 0	0- 0	AWAY	0- 0	0- 1	0- 0				
0- 0	0- 0	0- 0	NEUTRAL	0- 0	0- 0	0- 0				

RPI 1-25				RPI 26-50				RPI 51-100				RPI 101+				Team's RPI: 175	
RPI	S	Opponent	Score	RPI	S	Opponent	Score	RPI	S	Opponent	Score	RPI	S	Opponent	Score		
								58	N	Troy	64	71	119	A	Duquesne	74	79
								62	H	Buffalo	71	59	119	H	Dayton	42	60
								73	N	Pacific	66	65	124	A	Notre Dame	51	54
								80	H	Belmont	53	48	128	A	Western Mich.	72	84
													165	H	Valparaiso	54	61
													184	H	Memphis	76	83
													320	A	Georgia St.	74	48
													325	A	Detroit Mercy	82	64
													326	H	Canisius	83	65
LAST 10 Division I																	
				73	N	Pacific	66	65	62	H	Buffalo	71	59				
				58	N	Troy	64	71	128	A	Western Mich.	72	84				
				325	A	Detroit Mercy	82	64	326	H	Canisius	83	65				
				119	A	Duquesne	74	79	165	H	Valparaiso	54	61				
				80	H	Belmont	53	48	184	H	Memphis	76	83				

Non-Div I Games:

Toledo

Average RPI Win:	221	WON-LOST	WINNING	LAST 10	STRENGTH OF	OPP. STRENGTH	TEAM	ADJ.	CONF.	ADJ CONF.
Average RPI Loss:	129	RECORD	PCT. RANK	GAMES	SCHEDULE	OF SCHEDULE	RPI	RPI	RPI	RPI
DIV. I ONLY	4- 8	245	4-6	142	106	243	243	14	14	
DIV. I NON-CONF.	4- 6	212	4-4	165	93	219	219	14	14	
TOTALS	RPI 1-25	RPI 26-50	W-L RECORDS	RPI 51-100	RPI 101-150	RPI 150+				
4- 8	0- 1	0- 1	OVERALL	0- 2	0- 0	4- 4				
3- 4	0- 0	0- 0	HOME	0- 2	0- 0	3- 2				
0- 3	0- 0	0- 1	AWAY	0- 0	0- 0	0- 2				
1- 1	0- 1	0- 0	NEUTRAL	0- 0	0- 0	1- 0				
4- 6	0- 1	0- 1	NON-CONFERENCE	0- 1	0- 0	4- 3				
3- 2	0- 0	0- 0	HOME	0- 1	0- 0	3- 1				
0- 3	0- 0	0- 1	AWAY	0- 0	0- 0	0- 2				
1- 1	0- 1	0- 0	NEUTRAL	0- 0	0- 0	1- 0				
0- 2	0- 0	0- 0	CONFERENCE	0- 1	0- 0	0- 1				
0- 2	0- 0	0- 0	HOME	0- 1	0- 0	0- 1				
0- 0	0- 0	0- 0	AWAY	0- 0	0- 0	0- 0				
0- 0	0- 0	0- 0	NEUTRAL	0- 0	0- 0	0- 0				

RPI	S	Opponent	Score	RPI	S	Opponent	Score	RPI	S	Opponent	Score	RPI	S	Opponent	Score	Team's RPI: 243
11	N	Iowa	72 100	34	A	Rutgers	53 67	56	H	Temple	59 74	161	H	William & Mary	75 83	
								90	H	Elon	61 74	171	N	Iona	75 58	
												189	A	San Diego	67 81	
												190	H	American	63 60	
												200	H	Penn St.	67 73	
												223	H	Mt. St. Mary's	73 57	
												291	A	San Diego St.	72 80	
												300	H	Marshall	59 56	
LAST 10 Division I																
		34	A	Rutgers	53	67		161	H	William & Mary	75	83				
		56	H	Temple	59	74		90	H	Elon	61	74				
		171	N	Iona	75	58		300	H	Marshall	59	56				
		11	N	Iowa	72	100		223	H	Mt. St. Mary's	73	57				
		190	H	American	63	60		189	A	San Diego	67	81				

Non-Div I Games: Chestnut Hill 86 49

Towson

Average RPI Win:	209	WON-LOST	WINNING	LAST 10	STRENGTH OF	OPP. STRENGTH	TEAM	ADJ.	CONF.	ADJ CONF.
Average RPI Loss:	29	RECORD	PCT. RANK	GAMES	SCHEDULE	OF SCHEDULE	RPI	RPI	RPI	RPI
DIV. I ONLY	10- 2	34	8-2	253	114	58	58	23	23	
DIV. I NON-CONF.	7- 2	56	5-2	238	26	56	56	22	22	
TOTALS	RPI 1-25	RPI 26-50	W-L RECORDS	RPI 51-100	RPI 101-150	RPI 150+				
10- 2	0- 1	0- 1	OVERALL	0- 0	4- 0	6- 0				
4- 0	0- 0	0- 0	HOME	0- 0	1- 0	3- 0				
4- 2	0- 1	0- 1	AWAY	0- 0	2- 0	2- 0				
2- 0	0- 0	0- 0	NEUTRAL	0- 0	1- 0	1- 0				
7- 2	0- 1	0- 1	NON-CONFERENCE	0- 0	3- 0	4- 0				
2- 0	0- 0	0- 0	HOME	0- 0	0- 0	2- 0				
3- 2	0- 1	0- 1	AWAY	0- 0	2- 0	1- 0				
2- 0	0- 0	0- 0	NEUTRAL	0- 0	1- 0	1- 0				
3- 0	0- 0	0- 0	CONFERENCE	0- 0	1- 0	2- 0				
2- 0	0- 0	0- 0	HOME	0- 0	1- 0	1- 0				
1- 0	0- 0	0- 0	AWAY	0- 0	0- 0	1- 0				
0- 0	0- 0	0- 0	NEUTRAL	0- 0	0- 0	0- 0				

RPI 1-25				RPI 26-50				RPI 51-100				RPI 101+			
RPI	S	Opponent	Score	RPI	S	Opponent	Score	RPI	S	Opponent	Score	RPI	S	Opponent	Score
12	A	Mississippi St.	82 122	45	A	Duke	85 99					117	H	Coastal Caro.	84 77
												129	N	Kent St.	71 64
												143	A	Samford	74 65
												147	A	Bethune-Cookman	68 62
												175	N	Toledo	71 64
												219	H	ETSU	79 61
												224	A	Chattanooga	90 51
												283	H	Appalachian St.	84 55
												308	H	Jacksonville St.	94 64
												349	A	La.-Monroe	72 65
LAST 10 Division I															
				129	N	Kent St.	71 64	349	A	La.-Monroe	72 65				
				175	N	Toledo	71 64	283	H	Appalachian St.	84 55				
				224	A	Chattanooga	90 51	117	H	Coastal Caro.	84 77				
				219	H	ETSU	79 61	45	A	Duke	85 99				
				147	A	Bethune-Cookman	68 62	12	A	Mississippi St.	82 122				

Non-Div I Games: AUM 72 42 Fort Valley St. 101 52

Troy

Average RPI Win:	196	WON-LOST	WINNING	LAST 10	STRENGTH OF	OPP. STRENGTH	TEAM	ADJ.	CONF.	ADJ CONF.
Average RPI Loss:	87	RECORD	PCT. RANK	GAMES	SCHEDULE	OF SCHEDULE	RPI	RPI	RPI	RPI
DIV. I ONLY	7- 8	183	4-6	65	128	150	150	8	8	
DIV. I NON-CONF.	5- 8	221	2-6	56	138	174	174	8	8	
TOTALS	RPI 1-25	RPI 26-50	W-L RECORDS	RPI 51-100	RPI 101-150	RPI 150+				
7- 8	0- 0	0- 4	OVERALL	1- 3	0- 0	6- 1				
4- 6	0- 0	0- 3	HOME	0- 2	0- 0	4- 1				
3- 0	0- 0	0- 0	AWAY	1- 0	0- 0	2- 0				
0- 2	0- 0	0- 1	NEUTRAL	0- 1	0- 0	0- 0				
5- 8	0- 0	0- 4	NON-CONFERENCE	1- 3	0- 0	4- 1				
3- 6	0- 0	0- 3	HOME	0- 2	0- 0	3- 1				
2- 0	0- 0	0- 0	AWAY	1- 0	0- 0	1- 0				
0- 2	0- 0	0- 1	NEUTRAL	0- 1	0- 0	0- 0				
2- 0	0- 0	0- 0	CONFERENCE	0- 0	0- 0	2- 0				
1- 0	0- 0	0- 0	HOME	0- 0	0- 0	1- 0				
1- 0	0- 0	0- 0	AWAY	0- 0	0- 0	1- 0				
0- 0	0- 0	0- 0	NEUTRAL	0- 0	0- 0	0- 0				

RPI	S	Opponent	Score	RPI	S	Opponent	Score	RPI	S	Opponent	Score	RPI	S	Opponent	Score	Team's RPI: 150
30	H	Colorado	52 62	60	A	Washington	64 62	152	A	Wichita St.	61 56	207	H	Jackson St.	82 46	
37	H	LSU	54 59	81	N	Boston College	76 89	196	A	Southern Miss.	62 58	215	H	Tulsa	64 62	
46	N	Charlotte	56 60	84	H	Texas Southern	62 72	282	H	South Alabama	53 62	289	H	Ga. Southern	56 40	
47	H	Middle Tenn.	62 64	85	H	Alabama	56 66									
LAST 10 Division I																
30	H	Colorado	52 62	215	H	Tulsa	64 62									
84	H	Texas Southern	62 72	152	A	Wichita St.	61 56									
282	H	South Alabama	53 62	289	H	Ga. Southern	56 40									
196	A	Southern Miss.	62 58	81	N	Boston College	76 89									
46	N	Charlotte	56 60	85	H	Alabama	56 66									

Non-Div I Games:

Tulane

Average RPI Win:	234	WON-LOST	WINNING	LAST 10	STRENGTH OF	OPP. STRENGTH	TEAM	ADJ.	CONF.	ADJ CONF.
Average RPI Loss:	103	RECORD	PCT. RANK	GAMES	SCHEDULE	OF SCHEDULE	RPI	RPI	RPI	RPI
DIV. I ONLY	5- 10	245	2-8	107	123	215	215	8	8	
DIV. I NON-CONF.	5- 8	221	2-6	99	183	192	192	8	8	
TOTALS	RPI 1-25	RPI 26-50	W-L RECORDS	RPI 51-100	RPI 101-150	RPI 150+				
5- 10	0- 0	0- 4	OVERALL	0- 2	0- 1	5- 3				
4- 3	0- 0	0- 1	HOME	0- 1	0- 0	4- 1				
1- 5	0- 0	0- 1	AWAY	0- 1	0- 1	1- 2				
0- 2	0- 0	0- 2	NEUTRAL	0- 0	0- 0	0- 0				
5- 8	0- 0	0- 4	NON-CONFERENCE	0- 1	0- 0	5- 3				
4- 2	0- 0	0- 1	HOME	0- 0	0- 0	4- 1				
1- 4	0- 0	0- 1	AWAY	0- 1	0- 0	1- 2				
0- 2	0- 0	0- 2	NEUTRAL	0- 0	0- 0	0- 0				
0- 2	0- 0	0- 0	CONFERENCE	0- 1	0- 1	0- 0				
0- 1	0- 0	0- 0	HOME	0- 1	0- 0	0- 0				
0- 1	0- 0	0- 0	AWAY	0- 0	0- 1	0- 0				
0- 0	0- 0	0- 0	NEUTRAL	0- 0	0- 0	0- 0				

RPI S	Opponent	Score	RPI S	Opponent	Score	RPI S	Opponent	Score	RPI S	Opponent	Score	Team's RPI: 215
29	N Marquette	60 61	56	H Temple	65 74	150	A Tulane	62 64				
44	A Arkansas	41 91	83	A Abilene Christian	63 73	154	H SFA	63 67				
48	H Oklahoma St.	48 78				179	A UTEP	58 51				
49	N Western Ky.	63 76				193	A Little Rock	51 63				
						217	H Arkansas St.	79 77				
						226	A Stetson	60 66				
						233	H Colorado St.	61 55				
						271	H LMU (CA)	75 56				
						272	H Oral Roberts	67 65				
LAST 10 Division I												
233	H Colorado St.	61 55	150	A Tulane	62 64							
226	A Stetson	60 66	56	H Temple	65 74							
44	A Arkansas	41 91	179	A UTEP	58 51							
193	A Little Rock	51 63	29	N Marquette	60 61							
83	A Abilene Christian	63 73	49	N Western Ky.	63 76							

Non-Div I Games:

Tulsa

■ Loss,
 ■ Non-Conf,
 ■ S Site,
 ■ Home
 ■ Away
 N Neutral

Average RPI Win:	190	WON-LOST	WINNING	LAST 10	STRENGTH OF	OPP. STRENGTH	TEAM	ADJ.	CONF.	ADJ CONF.
Average RPI Loss:	76	RECORD	PCT. RANK	GAMES	SCHEDULE	OF SCHEDULE	RPI	RPI	RPI	RPI
DIV. I ONLY	7- 6	148	6-4	125	81	135	135	13	13	
DIV. I NON-CONF.	6- 4	122	5-2	227	72	150	150	15	15	
TOTALS	RPI 1-25	RPI 26-50	W-L RECORDS	RPI 51-100	RPI 101-150	RPI 150+				
7- 6	0- 0	0- 4	OVERALL	2- 0	2- 1	3- 1				
5- 2	0- 0	0- 1	HOME	1- 0	2- 1	2- 0				
1- 3	0- 0	0- 2	AWAY	0- 0	0- 0	1- 1				
1- 1	0- 0	0- 1	NEUTRAL	1- 0	0- 0	0- 0				
6- 4	0- 0	0- 2	NON-CONFERENCE	1- 0	2- 1	3- 1				
4- 1	0- 0	0- 0	HOME	0- 0	2- 1	2- 0				
1- 2	0- 0	0- 1	AWAY	0- 0	0- 0	1- 1				
1- 1	0- 0	0- 1	NEUTRAL	1- 0	0- 0	0- 0				
1- 2	0- 0	0- 2	CONFERENCE	1- 0	0- 0	0- 0				
1- 1	0- 0	0- 1	HOME	1- 0	0- 0	0- 0				
0- 1	0- 0	0- 1	AWAY	0- 0	0- 0	0- 0				
0- 0	0- 0	0- 0	NEUTRAL	0- 0	0- 0	0- 0				

RPI S	Opponent	Score	RPI S	Opponent	Score	RPI S	Opponent	Score	RPI S	Opponent	Score	Team's RPI: 135
30	N Colorado	69 77	51	H Old Dominion	76 65	106	H Boise St.	81 83				
42	A Oklahoma	75 82	84	N Texas Southern	84 68	133	H Auburn	80 75				
46	H Charlotte	75 83				143	H Samford	76 69				
49	A Western Ky.	65 69				184	A Memphis	52 77				
						282	H South Alabama	77 61				
						314	H McNeese	97 70				
						322	A Alcorn	86 65				
LAST 10 Division I												
84	N Texas Southern	84 68	49	A Western Ky.	65 69							
30	N Colorado	69 77	51	H Old Dominion	76 65							
322	A Alcorn	86 65	46	H Charlotte	75 83							
184	A Memphis	52 77	314	H McNeese	97 70							
143	H Samford	76 69	133	H Auburn	80 75							

Non-Div I Games: Ala.-Huntsville 74 57 Tuskegee 103 60

UAB

Loss, Non-Conf, S Site, H Home A Away N Neutral

Average RPI Win:	257	WON-LOST	WINNING	LAST 10	STRENGTH OF	OPP. STRENGTH	TEAM	ADJ.	CONF.	ADJ CONF.
Average RPI Loss:	136	RECORD	PCT. RANK	GAMES	SCHEDULE	OF SCHEDULE	RPI	RPI	RPI	RPI
DIV. I ONLY	4- 9	261	4-6	192	194	248	248	26	26	
DIV. I NON-CONF.	4- 8	235	4-5	170	203	234	234	26	26	
TOTALS	RPI 1-25	RPI 26-50	W-L RECORDS	RPI 51-100	RPI 101-150	RPI 150+				
4- 9	0- 1	0- 0	OVERALL	0- 1	0- 4	4- 3				
3- 2	0- 0	0- 0	HOME	0- 0	0- 1	3- 1				
1- 7	0- 1	0- 0	AWAY	0- 1	0- 3	1- 2				
0- 0	0- 0	0- 0	NEUTRAL	0- 0	0- 0	0- 0				
4- 8	0- 1	0- 0	NON-CONFERENCE	0- 1	0- 4	4- 2				
3- 2	0- 0	0- 0	HOME	0- 0	0- 1	3- 1				
1- 6	0- 1	0- 0	AWAY	0- 1	0- 3	1- 1				
0- 0	0- 0	0- 0	NEUTRAL	0- 0	0- 0	0- 0				
0- 1	0- 0	0- 0	CONFERENCE	0- 0	0- 0	0- 1				
0- 0	0- 0	0- 0	HOME	0- 0	0- 0	0- 0				
0- 1	0- 0	0- 0	AWAY	0- 0	0- 0	0- 1				
0- 0	0- 0	0- 0	NEUTRAL	0- 0	0- 0	0- 0				

RPI 1-25				RPI 26-50				RPI 51-100				RPI 101+ Team's RPI: 248			
RPI	S	Opponent	Score	RPI	S	Opponent	Score	RPI	S	Opponent	Score	RPI	S	Opponent	Score
7	A	Stanford	55 67					54	A	Minnesota	67 76	113	H	Santa Clara	61 62
												122	A	Saint Mary's (CA)	74 83
												123	A	Fresno St.	65 73
												136	A	Montana St.	65 77
												199	H	Portland St.	70 76
												203	H	Boston U.	75 68
												208	H	San Francisco	79 67
												230	A	UC Riverside	70 75
												238	A	Pepperdine	67 70
												264	A	Northern Ariz.	71 61
												351	H	Sacramento St.	77 75
LAST 10 Division I															
54	A	Minnesota	67 76	230	A	UC Riverside	70 75								
264	A	Northern Ariz.	71 61	7	A	Stanford	55 67								
203	H	Boston U.	75 68	238	A	Pepperdine	67 70								
199	H	Portland St.	70 76	208	H	San Francisco	79 67								
351	H	Sacramento St.	77 75	122	A	Saint Mary's (CA)	74 83								

Non-Div I Games: William Jessup 96 32

UC Davis

■ Loss,
 ■ Non-Conf,
 ■ S Site,
 ■ H Home
 ■ A Away
 N Neutral

Average RPI Win:	222	WON-LOST	WINNING	LAST 10	STRENGTH OF	OPP. STRENGTH	TEAM	ADJ.	CONF.	ADJ CONF.
Average RPI Loss:	145	RECORD	PCT. RANK	GAMES	SCHEDULE	OF SCHEDULE	RPI	RPI	RPI	RPI
DIV. I ONLY	3- 10	297	2-8	77	216	235	235	26	26	
DIV. I NON-CONF.	3- 10	282	2-8	80	227	245	245	26	26	
TOTALS	RPI 1-25	RPI 26-50	W-L RECORDS	RPI 51-100	RPI 101-150	RPI 150+				
3- 10	0- 1	0- 1	OVERALL	0- 1	0- 2	3- 5				
2- 1	0- 0	0- 0	HOME	0- 0	0- 0	2- 1				
0- 5	0- 1	0- 0	AWAY	0- 1	0- 1	0- 2				
1- 4	0- 0	0- 1	NEUTRAL	0- 0	0- 1	1- 2				
3- 10	0- 1	0- 1	NON-CONFERENCE	0- 1	0- 2	3- 5				
2- 1	0- 0	0- 0	HOME	0- 0	0- 0	2- 1				
0- 5	0- 1	0- 0	AWAY	0- 1	0- 1	0- 2				
1- 4	0- 0	0- 1	NEUTRAL	0- 0	0- 1	1- 2				
0- 0	0- 0	0- 0	CONFERENCE	0- 0	0- 0	0- 0				
0- 0	0- 0	0- 0	HOME	0- 0	0- 0	0- 0				
0- 0	0- 0	0- 0	AWAY	0- 0	0- 0	0- 0				
0- 0	0- 0	0- 0	NEUTRAL	0- 0	0- 0	0- 0				

RPI 1-25				RPI 26-50				RPI 51-100				RPI 101+ Team's RPI: 235			
RPI	S	Opponent	Score	RPI	S	Opponent	Score	RPI	S	Opponent	Score	RPI	S	Opponent	Score
2	A	Oregon St.	57 86	50	N	Vanderbilt	63 76	74	A	Washington St.	59 87	107	N	Davidson	72 78
												146	A	Southern Utah	68 82
												182	A	SMU	56 59
												191	N	North Ala.	60 88
												195	H	San Jose St.	79 77
												199	H	Portland St.	61 70
												199	N	Portland St.	83 75
												208	N	San Francisco	61 68
												271	H	LMU (CA)	80 65
												288	A	Denver	75 83
LAST 10 Division I															
		74	A	Washington St.	59	87		182	A	SMU	56	59			
		146	A	Southern Utah	68	82		208	N	San Francisco	61	68			
		199	H	Portland St.	61	70		50	N	Vanderbilt	63	76			
		191	N	North Ala.	60	88		271	H	LMU (CA)	80	65			
		288	A	Denver	75	83		199	N	Portland St.	83	75			

Non-Div I Games: Westcliff 93 41

UC Irvine

■ Loss,
 ■ Non-Conf, S Site,
 ■ Home
 ■ Away
 N Neutral

UC Riverside

Through Games Of Jan. 10, 2020

Average RPI Win:	251	WON-LOST	WINNING	LAST 10	STRENGTH OF	OPP. STRENGTH	TEAM	ADJ.	CONF.	ADJ CONF.
Average RPI Loss:	140	RECORD	PCT. RANK	GAMES	SCHEDULE	OF SCHEDULE	RPI	RPI	RPI	RPI
DIV. I ONLY	5- 10	245	4-6	164	178	230	230	26	26	
DIV. I NON-CONF.	4- 10	259	3-6	159	191	243	243	26	26	
TOTALS	RPI 1-25	RPI 26-50	W-L RECORDS	RPI 51-100	RPI 101-150	RPI 150+				
5- 10	0- 1	0- 1	OVERALL	1- 2	0- 1	4- 5				
4- 2	0- 0	0- 0	HOME	1- 1	0- 0	3- 1				
1- 8	0- 1	0- 1	AWAY	0- 1	0- 1	1- 4				
0- 0	0- 0	0- 0	NEUTRAL	0- 0	0- 0	0- 0				
4- 10	0- 1	0- 1	NON-CONFERENCE	1- 2	0- 1	3- 5				
3- 2	0- 0	0- 0	HOME	1- 1	0- 0	2- 1				
1- 8	0- 1	0- 1	AWAY	0- 1	0- 1	1- 4				
0- 0	0- 0	0- 0	NEUTRAL	0- 0	0- 0	0- 0				
1- 0	0- 0	0- 0	CONFERENCE	0- 0	0- 0	1- 0				
1- 0	0- 0	0- 0	HOME	0- 0	0- 0	1- 0				
0- 0	0- 0	0- 0	AWAY	0- 0	0- 0	0- 0				
0- 0	0- 0	0- 0	NEUTRAL	0- 0	0- 0	0- 0				

RPI 1-25				RPI 26-50				RPI 51-100				RPI 101+ Team's RPI: 230			
RPI	S	Opponent	Score	RPI	S	Opponent	Score	RPI	S	Opponent	Score	RPI	S	Opponent	Score
14	A	Oregon	41 84	40	A	Arizona	27 70	71	H	CSU Bakersfield	53 52	146	A	Southern Utah	68 79
								95	A	California	61 84	163	A	VCU	51 67
								97	H	Southern California	59 76	172	A	New Mexico	70 80
												179	A	UTEP	50 63
												233	A	Colorado St.	40 52
												248	H	UC Davis	75 70
												259	H	Weber St.	54 64
												296	A	New Mexico St.	60 58
												297	H	California Baptist	80 64
												343	H	Utah Valley	67 53
LAST 10 Division I															
146	A	Southern Utah	68 79	248	H	UC Davis	75 70								
14	A	Oregon	41 84	71	H	CSU Bakersfield	53 52								
297	H	California Baptist	80 64	163	A	VCU	51 67								
233	A	Colorado St.	40 52	259	H	Weber St.	54 64								
40	A	Arizona	27 70	343	H	Utah Valley	67 53								

Non-Div I Games:

UC Riverside

■ Loss,
 ■ Non-Conf,
 ■ S Site,
 ■ H Home
 ■ A Away
 N Neutral

Average RPI Win:	270	WON-LOST	WINNING	LAST 10	STRENGTH OF	OPP. STRENGTH	TEAM	ADJ.	CONF.	ADJ CONF.
Average RPI Loss:	157	RECORD	PCT. RANK	GAMES	SCHEDULE	OF SCHEDULE	RPI	RPI	RPI	RPI
DIV. I ONLY	4- 9	261	3-7	180	301	287	287	26	26	
DIV. I NON-CONF.	4- 8	235	3-6	212	291	283	283	26	26	
TOTALS	RPI 1-25	RPI 26-50	W-L RECORDS	RPI 51-100	RPI 101-150	RPI 150+				
4- 9	0- 0	0- 1	OVERALL	1- 2	0- 1	3- 5				
3- 3	0- 0	0- 0	HOME	1- 1	0- 0	2- 2				
0- 5	0- 0	0- 1	AWAY	0- 1	0- 1	0- 2				
1- 1	0- 0	0- 0	NEUTRAL	0- 0	0- 0	1- 1				
4- 8	0- 0	0- 1	NON-CONFERENCE	1- 2	0- 1	3- 4				
3- 2	0- 0	0- 0	HOME	1- 1	0- 0	2- 1				
0- 5	0- 0	0- 1	AWAY	0- 1	0- 1	0- 2				
1- 1	0- 0	0- 0	NEUTRAL	0- 0	0- 0	1- 1				
0- 1	0- 0	0- 0	CONFERENCE	0- 0	0- 0	0- 1				
0- 1	0- 0	0- 0	HOME	0- 0	0- 0	0- 1				
0- 0	0- 0	0- 0	AWAY	0- 0	0- 0	0- 0				
0- 0	0- 0	0- 0	NEUTRAL	0- 0	0- 0	0- 0				

RPI S	Opponent	Score	RPI S	Opponent	Score	RPI S	Opponent	Score	RPI S	Opponent	Score	Team's RPI: 287
40	A Arizona	42 61	71	A CSU Bakersfield	62 66	122	A Saint Mary's (CA)	43 64				
			73	H Pacific	53 63	154	N SFA	56 67				
			97	H Southern California	57 46	195	H San Jose St.	70 73				
						201	H Cal St. Fullerton	68 70				
						258	A Grand Canyon	57 58				
						291	H San Diego St.	64 52				
						297	A California Baptist	81 85				
						343	H Utah Valley	59 51				
						347	N Chicago St.	96 65				
LAST 10 Division I												
71	A CSU Bakersfield	62 66	201	H Cal St. Fullerton	68 70							
73	H Pacific	53 63	40	A Arizona	42 61							
347	N Chicago St.	96 65	258	A Grand Canyon	57 58							
154	N SFA	56 67	297	A California Baptist	81 85							
291	H San Diego St.	64 52	97	H Southern California	57 46							

Non-Div I Games: Ottawa (AZ) 72 57

UC Santa Barbara

■ Loss,
 ■ Non-Conf,
 ■ S Site,
 ■ H Home
 ■ A Away
 N Neutral

Average RPI Win:	179	WON-LOST	WINNING	LAST 10	STRENGTH OF	OPP. STRENGTH	TEAM	ADJ.	CONF.	ADJ CONF.
Average RPI Loss:	38	RECORD	PCT. RANK	GAMES	SCHEDULE	OF SCHEDULE	RPI	RPI	RPI	RPI
DIV. I ONLY	9- 4	73	8-2	56	72	53	53	8	8	
DIV. I NON-CONF.	8- 4	90	7-2	31	84	48	48	8	8	
TOTALS	RPI 1-25	RPI 26-50	W-L RECORDS	RPI 51-100	RPI 101-150	RPI 150+				
9- 4	0- 1	1- 2	OVERALL	0- 1	2- 0	6- 0				
8- 0	0- 0	1- 0	HOME	0- 0	2- 0	5- 0				
1- 2	0- 0	0- 1	AWAY	0- 1	0- 0	1- 0				
0- 2	0- 1	0- 1	NEUTRAL	0- 0	0- 0	0- 0				
8- 4	0- 1	1- 2	NON-CONFERENCE	0- 1	2- 0	5- 0				
7- 0	0- 0	1- 0	HOME	0- 0	2- 0	4- 0				
1- 2	0- 0	0- 1	AWAY	0- 1	0- 0	1- 0				
0- 2	0- 1	0- 1	NEUTRAL	0- 0	0- 0	0- 0				
1- 0	0- 0	0- 0	CONFERENCE	0- 0	0- 0	1- 0				
1- 0	0- 0	0- 0	HOME	0- 0	0- 0	1- 0				
0- 0	0- 0	0- 0	AWAY	0- 0	0- 0	0- 0				
0- 0	0- 0	0- 0	NEUTRAL	0- 0	0- 0	0- 0				

RPI 1-25			RPI 26-50			RPI 51-100			Team's RPI: 53	RPI 101+		
RPI	S	Opponent	Score	RPI	S	Opponent	Score	RPI	S	Opponent	Score	
6	N	UCLA	56 61	31	N	James Madison	43 46	80	A	Belmont	37 72	122 H Saint Mary's (CA) 67 58
				35	H	Central Mich.	64 58					127 H Wright St. 69 53
				36	A	FGCU	50 72					154 A SFA 63 57
												210 H Quinnipiac 80 58
												218 H Delaware 75 49
												226 H Stetson 66 40
												237 H East Carolina 91 55
												285 H Pittsburgh 74 58
LAST 10 Division I												
122	H	Saint Mary's (CA)	67 58	237	H	East Carolina	91 55					
210	H	Quinnipiac	80 58	35	H	Central Mich.	64 58					
		31 N James Madison	43 46	127	H	Wright St.	69 53					
		6 N UCLA	56 61	218	H	Delaware	75 49					
226	H	Stetson	66 40	154	A	SFA	63 57					

Non-Div I Games:

UCF

Average RPI Win:	79	WON-LOST	WINNING	LAST 10	STRENGTH OF	OPP. STRENGTH	TEAM	ADJ.	CONF.	ADJ CONF.
Average RPI Loss:	20	RECORD	PCT. RANK	GAMES	SCHEDULE	OF SCHEDULE	RPI	RPI	RPI	RPI
DIV. I ONLY	12- 1	9	9-1	11	1	3	3	8	8	
DIV. I NON-CONF.	9- 1	26	7-1	9	1	1	1	8	8	
TOTALS	RPI 1-25	RPI 26-50	W-L RECORDS	RPI 51-100	RPI 101-150	RPI 150+				
12- 1	2- 1	3- 0	OVERALL	3- 0	2- 0	2- 0				
4- 1	0- 1	1- 0	HOME	1- 0	1- 0	1- 0				
7- 0	2- 0	1- 0	AWAY	2- 0	1- 0	1- 0				
1- 0	0- 0	1- 0	NEUTRAL	0- 0	0- 0	0- 0				
9- 1	2- 1	3- 0	NON-CONFERENCE	2- 0	2- 0	0- 0				
3- 1	0- 1	1- 0	HOME	1- 0	1- 0	0- 0				
5- 0	2- 0	1- 0	AWAY	1- 0	1- 0	0- 0				
1- 0	0- 0	1- 0	NEUTRAL	0- 0	0- 0	0- 0				
3- 0	0- 0	0- 0	CONFERENCE	1- 0	0- 0	2- 0				
1- 0	0- 0	0- 0	HOME	0- 0	0- 0	1- 0				
2- 0	0- 0	0- 0	AWAY	1- 0	0- 0	1- 0				
0- 0	0- 0	0- 0	NEUTRAL	0- 0	0- 0	0- 0				

RPI 1-25				RPI 26-50				RPI 51-100				RPI 101+			
RPI	S	Opponent	Score	RPI	S	Opponent	Score	RPI	S	Opponent	Score	RPI	S	Opponent	Score
9	A	DePaul	84 74	33	H	Virginia	83 44	56	A	Temple	83 54	119	A	Dayton	75 37
20	H	Baylor	58 74	42	N	Oklahoma	97 53	63	A	Seton Hall	92 78	124	H	Notre Dame	81 57
25	A	Ohio St.	73 62	50	A	Vanderbilt	64 51	95	H	California	72 61	152	H	Wichita St.	83 55
												182	A	SMU	80 42
LAST 10 Division I															
				42	N	Oklahoma	97 53	20	H	Baylor	58 74				
				9	A	DePaul	84 74	182	A	SMU	80 42				
				124	H	Notre Dame	81 57	152	H	Wichita St.	83 55				
				63	A	Seton Hall	92 78	25	A	Ohio St.	73 62				
				119	A	Dayton	75 37	33	H	Virginia	83 44				

Non-Div I Games:

UConn

Average RPI Win:	312	WON-LOST	WINNING	LAST 10	STRENGTH OF	OPP. STRENGTH	TEAM	ADJ.	CONF.	ADJ CONF.
Average RPI Loss:	185	RECORD	PCT. RANK	GAMES	SCHEDULE	OF SCHEDULE	RPI	RPI	RPI	RPI
DIV. I ONLY	2- 14	330	2-8	260	311	330	330	17	17	
DIV. I NON-CONF.	1- 10	329	1-4	246	287	326	326	17	17	
TOTALS	RPI 1-25	RPI 26-50	W-L RECORDS	RPI 51-100	RPI 101-150	RPI 150+				
2- 14	0- 1	0- 0	OVERALL	0- 1	0- 2	2- 10				
1- 7	0- 1	0- 0	HOME	0- 0	0- 2	1- 4				
1- 7	0- 0	0- 0	AWAY	0- 1	0- 0	1- 6				
0- 0	0- 0	0- 0	NEUTRAL	0- 0	0- 0	0- 0				
1- 10	0- 1	0- 0	NON-CONFERENCE	0- 1	0- 1	1- 7				
0- 5	0- 1	0- 0	HOME	0- 0	0- 1	0- 3				
1- 5	0- 0	0- 0	AWAY	0- 1	0- 0	1- 4				
0- 0	0- 0	0- 0	NEUTRAL	0- 0	0- 0	0- 0				
1- 4	0- 0	0- 0	CONFERENCE	0- 0	0- 1	1- 3				
1- 2	0- 0	0- 0	HOME	0- 0	0- 1	1- 1				
0- 2	0- 0	0- 0	AWAY	0- 0	0- 0	0- 2				
0- 0	0- 0	0- 0	NEUTRAL	0- 0	0- 0	0- 0				

RPI S	Opponent	Score	RPI S	Opponent	Score	RPI S	Opponent	Score	RPI S	Opponent	Score	Team's RPI: 330
16	H Florida St.	42 86				57	A Kansas	50 91	127	H Wright St.	43 58	
									128	H Western Mich.	52 80	
									165	A Valparaiso	37 63	
									168	A Cleveland St.	44 84	
									170	A Miami (OH)	35 85	
									185	A Youngstown St.	65 77	
									188	H Eastern Mich.	59 68	
									206	A Kansas St.	40 84	
									253	H Eastern Ill.	45 80	
									277	H Oakland	70 64	
									280	H Indiana St.	40 61	
									324	A Purdue Fort Wayne	50 61	
									325	H Detroit Mercy	62 70	
									347	A Chicago St.	73 61	
LAST 10 Division I												
185	A Youngstown St.	65 77	127	H Wright St.	43 58							
168	A Cleveland St.	44 84	277	H Oakland	70 64							
188	H Eastern Mich.	59 68	325	H Detroit Mercy	62 70							
165	A Valparaiso	37 63	347	A Chicago St.	73 61							
128	H Western Mich.	52 80	170	A Miami (OH)	35 85							

Non-Div I Games:

UIC

■ Loss,
 ■ Non-Conf,
 S Site,
 ■ Home
 ■ Away
 N Neutral

Average RPI Win:	295	WON-LOST	WINNING	LAST 10	STRENGTH OF	OPP. STRENGTH	TEAM	ADJ.	CONF.	ADJ CONF.
Average RPI Loss:	186	RECORD	PCT. RANK	GAMES	SCHEDULE	OF SCHEDULE	RPI	RPI	RPI	RPI
DIV. I ONLY	3- 10	297	2-8	252	320	309	309	28	28	
DIV. I NON-CONF.	3- 7	252	2-5	326	272	319	319	29	29	
TOTALS	RPI 1-25	RPI 26-50	W-L RECORDS	RPI 51-100	RPI 101-150	RPI 150+				
3- 10	0- 0	0- 0	OVERALL	0- 2	0- 1	3- 7				
2- 2	0- 0	0- 0	HOME	0- 0	0- 1	2- 1				
1- 6	0- 0	0- 0	AWAY	0- 2	0- 0	1- 4				
0- 2	0- 0	0- 0	NEUTRAL	0- 0	0- 0	0- 2				
3- 7	0- 0	0- 0	NON-CONFERENCE	0- 1	0- 0	3- 6				
2- 1	0- 0	0- 0	HOME	0- 0	0- 0	2- 1				
1- 4	0- 0	0- 0	AWAY	0- 1	0- 0	1- 3				
0- 2	0- 0	0- 0	NEUTRAL	0- 0	0- 0	0- 2				
0- 3	0- 0	0- 0	CONFERENCE	0- 1	0- 1	0- 1				
0- 1	0- 0	0- 0	HOME	0- 0	0- 1	0- 0				
0- 2	0- 0	0- 0	AWAY	0- 1	0- 0	0- 1				
0- 0	0- 0	0- 0	NEUTRAL	0- 0	0- 0	0- 0				

RPI 1-25			RPI 26-50			RPI 51-100			RPI 101+			Team's RPI: 309
RPI	S	Opponent	Score	RPI	S	Opponent	Score	RPI	S	Opponent	Score	
						66 A Syracuse	48 82	149 H Binghamton			43 61	
						86 A Stony Brook	45 57	161 A William & Mary			48 76	
								194 H Howard			61 72	
								202 N La Salle			58 74	
								223 A Mt. St. Mary's			61 71	
								246 A Lafayette			65 58	
								250 N Kennesaw St.			44 59	
								261 A Wagner			60 67	
								267 A UMass Lowell			64 75	
								302 H Morgan St.			65 63	
								338 H Coppin St.			71 48	
LAST 10 Division I												
246 A Lafayette			65 58	149 H Binghamton			43 61					
302 H Morgan St.			65 63	267 A UMass Lowell			64 75					
66 A Syracuse			48 82	86 A Stony Brook			45 57					
250 N Kennesaw St.			44 59	161 A William & Mary			48 76					
202 N La Salle			58 74	223 A Mt. St. Mary's			61 71					

Non-Div I Games: Gettysburg 92 50

UMBC

■ Loss,
 ■ Non-Conf,
 ■ S Site,
 ■ H Home
 ■ A Away
 N Neutral

UMES				STRENGTH OF SCHEDULE	OPP. STRENGTH OF SCHEDULE	TEAM RPI	ADJ. RPI	CONF. RPI	ADJ CONF. RPI
Average RPI Win:	223	WON-LOST RECORD	WINNING PCT. RANK						
Average RPI Loss:	134		LAST 10 GAMES						
DIV. I ONLY	1- 11	334	1-9	98	190	298	298	30	30
DIV. I NON-CONF.	1- 10	329	1-8	104	177	304	304	31	31

TOTALS	RPI 1-25	RPI 26-50	W-L RECORDS	RPI 51-100	RPI 101-150	RPI 150+			
1- 11	0- 0	0- 2	OVERALL	0- 2	0- 2	1- 5			
1- 4	0- 0	0- 0	HOME	0- 0	0- 1	1- 3			
0- 7	0- 0	0- 2	AWAY	0- 2	0- 1	0- 2			
0- 0	0- 0	0- 0	NEUTRAL	0- 0	0- 0	0- 0			
1- 10	0- 0	0- 2	NON-CONFERENCE	0- 2	0- 2	1- 4			
1- 3	0- 0	0- 0	HOME	0- 0	0- 1	1- 2			
0- 7	0- 0	0- 2	AWAY	0- 2	0- 1	0- 2			
0- 0	0- 0	0- 0	NEUTRAL	0- 0	0- 0	0- 0			
0- 1	0- 0	0- 0	CONFERENCE	0- 0	0- 0	0- 1			
0- 1	0- 0	0- 0	HOME	0- 0	0- 0	0- 1			
0- 0	0- 0	0- 0	AWAY	0- 0	0- 0	0- 0			
0- 0	0- 0	0- 0	NEUTRAL	0- 0	0- 0	0- 0			

RPI 1-25			RPI 26-50			RPI 51-100			RPI 101+ Team's RPI: 298		
RPI	S	Opponent	Score	RPI	S	Opponent	Score	RPI	S	Opponent	Score
26	A	Virginia Tech	43 86	51	A	Old Dominion	39 48	103	A	UNC Greensboro	48 86
46	A	Charlotte	44 64	66	A	Syracuse	50 65	112	H	Richmond	52 64
								161	A	William & Mary	50 78
								194	H	Howard	58 79
								223	H	Mt. St. Mary's	78 76
								231	H	Georgetown	39 57
								237	A	East Carolina	42 57
								251	H	Longwood	62 71

LAST 10 Division I											
251	H	Longwood	62 71	194	H	Howard	58 79				
223	H	Mt. St. Mary's	78 76	46	A	Charlotte	44 64				
51	A	Old Dominion	39 48	231	H	Georgetown	39 57				
112	H	Richmond	52 64	26	A	Virginia Tech	43 86				
237	A	East Carolina	42 57	103	A	UNC Greensboro	48 86				

Non-Div I Games: Greensboro 65 48 Wesley 75 29

UMES

Loss, Non-Conf, S Site, H Home A Away N Neutral

UMKC				STRENGTH OF SCHEDULE	OPP. STRENGTH OF SCHEDULE	TEAM RPI	ADJ. RPI	CONF. RPI	ADJ CONF. RPI
Average RPI Win:	254	WON-LOST RECORD	WINNING PCT. RANK						
Average RPI Loss:	151		LAST 10 GAMES						
DIV. I ONLY	7- 8	183	5-5	270	167	240	240	32	32
DIV. I NON-CONF.	5- 7	205	3-4	202	58	232	232	32	32

TOTALS	RPI 1-25	RPI 26-50	W-L RECORDS	RPI 51-100	RPI 101-150	RPI 150+			
7- 8	0- 1	0- 0	OVERALL	0- 2	0- 2	7- 3			
5- 4	0- 0	0- 0	HOME	0- 1	0- 2	5- 1			
2- 4	0- 1	0- 0	AWAY	0- 1	0- 0	2- 2			
0- 0	0- 0	0- 0	NEUTRAL	0- 0	0- 0	0- 0			
5- 7	0- 1	0- 0	NON-CONFERENCE	0- 2	0- 2	5- 2			
4- 4	0- 0	0- 0	HOME	0- 1	0- 2	4- 1			
1- 3	0- 1	0- 0	AWAY	0- 1	0- 0	1- 1			
0- 0	0- 0	0- 0	NEUTRAL	0- 0	0- 0	0- 0			
2- 1	0- 0	0- 0	CONFERENCE	0- 0	0- 0	2- 1			
1- 0	0- 0	0- 0	HOME	0- 0	0- 0	1- 0			
1- 1	0- 0	0- 0	AWAY	0- 0	0- 0	1- 1			
0- 0	0- 0	0- 0	NEUTRAL	0- 0	0- 0	0- 0			

RPI 1-25				RPI 26-50				RPI 51-100				RPI 101+ Team's RPI: 240			
RPI	S	Opponent	Score	RPI	S	Opponent	Score	RPI	S	Opponent	Score	RPI	S	Opponent	Score
1	A	Missouri St.	58 83					73	A	Pacific	60 89	107	H	Davidson	64 74
								93	H	Liberty	44 68	108	H	Loyola Chicago	67 72
												158	A	George Mason	64 58
												167	H	Missouri	59 56
												199	H	Portland St.	87 69
												206	H	Kansas St.	67 74
												274	A	Omaha	53 57
												288	H	Denver	83 79
												295	H	Eastern Wash.	66 55
												334	A	Seattle U	76 65
												335	H	UTRGV	60 56
												343	A	Utah Valley	41 62

LAST 10 Division I															
				93	H	Liberty	44 68	335	H	UTRGV	60 56				
				295	H	Eastern Wash.	66 55	343	A	Utah Valley	41 62				
				206	H	Kansas St.	67 74	334	A	Seattle U	76 65				
				167	H	Missouri	59 56	1	A	Missouri St.	58 83				
				274	A	Omaha	53 57	158	A	George Mason	64 58				

Non-Div I Games: Rockhurst 78 60 Science & Arts Okla74 43

UMKC

Loss, Non-Conf, S Site, H Home A Away N Neutral

Average RPI Win:	329	WON-LOST	WINNING	LAST 10	STRENGTH OF	OPP. STRENGTH	TEAM	ADJ.	CONF.	ADJ CONF.
Average RPI Loss:	120	RECORD	PCT. RANK	GAMES	SCHEDULE	OF SCHEDULE	RPI	RPI	RPI	RPI
DIV. I ONLY	7- 9	208	7-3	284	316	267	267	28	28	
DIV. I NON-CONF.	4- 9	250	4-3	200	317	271	271	29	29	
TOTALS	RPI 1-25	RPI 26-50	W-L RECORDS	RPI 51-100	RPI 101-150	RPI 150+				
7- 9	0- 0	0- 0	OVERALL	0- 3	0- 4	7- 2				
4- 4	0- 0	0- 0	HOME	0- 1	0- 2	4- 1				
3- 5	0- 0	0- 0	AWAY	0- 2	0- 2	3- 1				
0- 0	0- 0	0- 0	NEUTRAL	0- 0	0- 0	0- 0				
4- 9	0- 0	0- 0	NON-CONFERENCE	0- 3	0- 4	4- 2				
2- 4	0- 0	0- 0	HOME	0- 1	0- 2	2- 1				
2- 5	0- 0	0- 0	AWAY	0- 2	0- 2	2- 1				
0- 0	0- 0	0- 0	NEUTRAL	0- 0	0- 0	0- 0				
3- 0	0- 0	0- 0	CONFERENCE	0- 0	0- 0	3- 0				
2- 0	0- 0	0- 0	HOME	0- 0	0- 0	2- 0				
1- 0	0- 0	0- 0	AWAY	0- 0	0- 0	1- 0				
0- 0	0- 0	0- 0	NEUTRAL	0- 0	0- 0	0- 0				

RPI 1-25				RPI 26-50				RPI 51-100				RPI 101+ Team's RPI: 267					
RPI	S	Opponent	Score	RPI	S	Opponent	Score	RPI	S	Opponent	Score	RPI	S	Opponent	Score		
								55	H	Yale	59	67	104	A	Colgate	51	73
								57	A	Kansas	44	79	114	A	Providence	38	63
								81	A	Boston College	46	89	137	H	Massachusetts	58	74
													141	H	Cornell	56	70
													197	H	Dartmouth	51	62
													198	A	Merrimack	50	73
													309	H	UMBC	75	64
													318	A	Bryant	55	35
													321	H	New Hampshire	58	53
													329	H	Fairleigh Dickinson	61	56
													339	A	Central Conn. St.	56	54
													342	A	Hartford	68	63
													346	H	LIU Brooklyn	65	56
LAST 10 Division I																	
329	H	Fairleigh Dickinson	61	56	342	A	Hartford	68	63								
198	A	Merrimack	50	73	309	H	UMBC	75	64								
197	H	Dartmouth	51	62	321	H	New Hampshire	58	53								
346	H	LIU Brooklyn	65	56	318	A	Bryant	55	35								
339	A	Central Conn. St.	56	54	141	H	Cornell	56	70								

Non-Div I Games:

UMass Lowell

■ Loss,
 ■ Non-Conf,
 ■ S Site,
 ■ H Home
 ■ A Away
 N Neutral

UNC Asheville

Through Games Of Jan. 10, 2020

Average RPI Win:	276	WON-LOST	WINNING	LAST 10	STRENGTH OF	OPP. STRENGTH	TEAM	ADJ.	CONF.	ADJ CONF.
Average RPI Loss:	146	RECORD	PCT. RANK	GAMES	SCHEDULE	OF SCHEDULE	RPI	RPI	RPI	RPI
DIV. I ONLY	8- 4	84	6-4	343	187	209	209	27	27	
DIV. I NON-CONF.	4- 3	138	2-3	348	69	268	268	27	27	
TOTALS	RPI 1-25	RPI 26-50	W-L RECORDS	RPI 51-100	RPI 101-150	RPI 150+				
8- 4	0- 0	0- 1	OVERALL	0- 0	0- 1	8- 2				
4- 1	0- 0	0- 0	HOME	0- 0	0- 1	4- 0				
3- 3	0- 0	0- 1	AWAY	0- 0	0- 0	3- 2				
1- 0	0- 0	0- 0	NEUTRAL	0- 0	0- 0	1- 0				
4- 3	0- 0	0- 1	NON-CONFERENCE	0- 0	0- 1	4- 1				
1- 1	0- 0	0- 0	HOME	0- 0	0- 1	1- 0				
2- 2	0- 0	0- 1	AWAY	0- 0	0- 0	2- 1				
1- 0	0- 0	0- 0	NEUTRAL	0- 0	0- 0	1- 0				
4- 1	0- 0	0- 0	CONFERENCE	0- 0	0- 0	4- 1				
3- 0	0- 0	0- 0	HOME	0- 0	0- 0	3- 0				
1- 1	0- 0	0- 0	AWAY	0- 0	0- 0	1- 1				
0- 0	0- 0	0- 0	NEUTRAL	0- 0	0- 0	0- 0				

RPI 1-25			RPI 26-50			RPI 51-100			RPI 101+			Team's RPI: 209
RPI	S	Opponent	Score	RPI	S	Opponent	Score	RPI	S	Opponent	Score	
				31	A	Miami (FL)	46 75					
								103	H	UNC Greensboro	40 67	
								155	A	Hampton	59 68	
								162	H	Campbell	60 52	
								219	A	ETSU	72 54	
								225	N	Southern U.	53 34	
								286	H	High Point	76 60	
								294	A	Wofford	38 75	
								301	H	Presbyterian	54 39	
								333	A	Western Caro.	64 47	
								337	A	USC Upstate	68 48	
								345	H	South Carolina St.	82 51	
LAST 10 Division I												
155	A	Hampton	59 68	286	H	High Point	76 60					
301	H	Presbyterian	54 39	337	A	USC Upstate	68 48					
225	N	Southern U.	53 34	162	H	Campbell	60 52					
31	A	Miami (FL)	46 75	345	H	South Carolina St.	82 51					
294	A	Wofford	38 75	103	H	UNC Greensboro	40 67					

Non-Div I Games: Montreat 89 45 Lenoir-Rhyne 68 48

UNC Asheville

Loss, Non-Conf, S Site, H Home A Away N Neutral

UNC Greensboro

Through Games Of Jan. 10, 2020

Average RPI Win:	222	WON-LOST	WINNING	LAST 10	STRENGTH OF	OPP. STRENGTH	TEAM	ADJ.	CONF.	ADJ CONF.
Average RPI Loss:	121	RECORD	PCT. RANK	GAMES	SCHEDULE	OF SCHEDULE	RPI	RPI	RPI	RPI
DIV. I ONLY	9- 4	73	8-2	201	253	103	103	20	20	
DIV. I NON-CONF.	8- 4	90	7-2	182	285	99	99	20	20	
TOTALS	RPI 1-25	RPI 26-50	W-L RECORDS	RPI 51-100	RPI 101-150	RPI 150+				
9- 4	0- 0	0- 0	OVERALL	2- 1	0- 2	7- 1				
5- 1	0- 0	0- 0	HOME	0- 0	0- 1	5- 0				
4- 3	0- 0	0- 0	AWAY	2- 1	0- 1	2- 1				
0- 0	0- 0	0- 0	NEUTRAL	0- 0	0- 0	0- 0				
8- 4	0- 0	0- 0	NON-CONFERENCE	2- 1	0- 2	6- 1				
4- 1	0- 0	0- 0	HOME	0- 0	0- 1	4- 0				
4- 3	0- 0	0- 0	AWAY	2- 1	0- 1	2- 1				
0- 0	0- 0	0- 0	NEUTRAL	0- 0	0- 0	0- 0				
1- 0	0- 0	0- 0	CONFERENCE	0- 0	0- 0	1- 0				
1- 0	0- 0	0- 0	HOME	0- 0	0- 0	1- 0				
0- 0	0- 0	0- 0	AWAY	0- 0	0- 0	0- 0				
0- 0	0- 0	0- 0	NEUTRAL	0- 0	0- 0	0- 0				

RPI 1-25			RPI 26-50			RPI 51-100			RPI 101+			Team's RPI: 103
RPI	S	Opponent	Score	RPI	S	Opponent	Score	RPI	S	Opponent	Score	
						61	A Wake Forest	67 65	112	H Richmond	62 70	
						93	A Liberty	58 53	117	A Coastal Caro.	54 63	
						94	A N.C. A&T	48 57	162	A Campbell	64 72	
									209	A UNC Asheville	67 40	
									219	H ETSU	63 47	
									229	A Col. of Charleston	69 56	
									283	H Appalachian St.	54 47	
									286	H High Point	82 70	
									298	H UMES	86 48	
									320	H Georgia St.	64 49	
LAST 10 Division I												
229	A	Col. of Charleston	69 56	219	H	ETSU	63 47					
94	A	N.C. A&T	48 57	283	H	Appalachian St.	54 47					
320	H	Georgia St.	64 49	286	H	High Point	82 70					
162	A	Campbell	64 72	93	A	Liberty	58 53					
209	A	UNC Asheville	67 40	298	H	UMES	86 48					

Non-Div I Games: Erskine 106 44 Concord 80 45 Lenoir-Rhyne 84 59

UNC Greensboro

Loss, Non-Conf, S Site, H Home A Away N Neutral

Average RPI Win:	256	WON-LOST	WINNING	LAST 10	STRENGTH OF	OPP. STRENGTH	TEAM	ADJ.	CONF.	ADJ CONF.
Average RPI Loss:	136	RECORD	PCT. RANK	GAMES	SCHEDULE	OF SCHEDULE	RPI	RPI	RPI	RPI
DIV. I ONLY	4- 8	245	4-6	96	321	221	221	14	14	
DIV. I NON-CONF.	2- 7	288	2-5	113	339	275	275	14	14	
TOTALS	RPI 1-25	RPI 26-50	W-L RECORDS	RPI 51-100	RPI 101-150	RPI 150+				
4- 8	0- 1	0- 0	OVERALL	0- 3	0- 1	4- 3				
2- 4	0- 0	0- 0	HOME	0- 1	0- 1	2- 2				
2- 3	0- 1	0- 0	AWAY	0- 1	0- 0	2- 1				
0- 1	0- 0	0- 0	NEUTRAL	0- 1	0- 0	0- 0				
2- 7	0- 1	0- 0	NON-CONFERENCE	0- 2	0- 1	2- 3				
1- 3	0- 0	0- 0	HOME	0- 0	0- 1	1- 2				
1- 3	0- 1	0- 0	AWAY	0- 1	0- 0	1- 1				
0- 1	0- 0	0- 0	NEUTRAL	0- 1	0- 0	0- 0				
2- 1	0- 0	0- 0	CONFERENCE	0- 1	0- 0	2- 0				
1- 1	0- 0	0- 0	HOME	0- 1	0- 0	1- 0				
1- 0	0- 0	0- 0	AWAY	0- 0	0- 0	1- 0				
0- 0	0- 0	0- 0	NEUTRAL	0- 0	0- 0	0- 0				

RPI 1-25				RPI 26-50				RPI 51-100				RPI 101+ Team's RPI: 221			
RPI	S	Opponent	Score	RPI	S	Opponent	Score	RPI	S	Opponent	Score	RPI	S	Opponent	Score
15	A	NC State	40 80					61	A	Wake Forest	55 65	117	H	Coastal Caro.	43 62
								70	H	Drexel	72 73	161	A	William & Mary	72 55
								77	N	North Carolina	45 85	218	H	Delaware	71 65
												244	H	Winthrop	63 75
												250	H	Kennesaw St.	56 58
												251	A	Longwood	58 59
												301	A	Presbyterian	70 60
												345	H	South Carolina St.	84 46
LAST 10 Division I															
				77	N	North Carolina	45 85	161	A	William & Mary	72 55				
				244	H	Winthrop	63 75	70	H	Drexel	72 73				
				117	H	Coastal Caro.	43 62	218	H	Delaware	71 65				
				301	A	Presbyterian	70 60	345	H	South Carolina St.	84 46				
				250	H	Kennesaw St.	56 58	251	A	Longwood	58 59				

Non-Div I Games: Catawba 75 78 Mount Olive 75 67

UNCW

Loss, Non-Conf, S Site, H Home A Away N Neutral

UNI				STRENGTH OF SCHEDULE	OPP. STRENGTH OF SCHEDULE	TEAM RPI	ADJ. RPI	CONF. RPI	ADJ CONF. RPI
Average RPI Win:	144	WON-LOST RECORD	WINNING PCT. RANK						
Average RPI Loss:	38		LAST 10 GAMES						
DIV. I ONLY	8- 4	84	6-4	87	2	39	39	7	7
DIV. I NON-CONF.	7- 3	80	5-3	110	3	40	40	7	7

TOTALS	RPI 1-25	RPI 26-50	W-L RECORDS	RPI 51-100	RPI 101-150	RPI 150+			
8- 4	1- 2	0- 1	OVERALL	3- 1	0- 0	4- 0			
3- 0	1- 0	0- 0	HOME	1- 0	0- 0	1- 0			
5- 2	0- 1	0- 1	AWAY	2- 0	0- 0	3- 0			
0- 2	0- 1	0- 0	NEUTRAL	0- 1	0- 0	0- 0			
7- 3	1- 2	0- 0	NON-CONFERENCE	2- 1	0- 0	4- 0			
3- 0	1- 0	0- 0	HOME	1- 0	0- 0	1- 0			
4- 1	0- 1	0- 0	AWAY	1- 0	0- 0	3- 0			
0- 2	0- 1	0- 0	NEUTRAL	0- 1	0- 0	0- 0			
1- 1	0- 0	0- 1	CONFERENCE	1- 0	0- 0	0- 0			
0- 0	0- 0	0- 0	HOME	0- 0	0- 0	0- 0			
1- 1	0- 0	0- 1	AWAY	1- 0	0- 0	0- 0			
0- 0	0- 0	0- 0	NEUTRAL	0- 0	0- 0	0- 0			

RPI 1-25				RPI 26-50				Team's RPI: 39				RPI 51-100				RPI 101+			
RPI	S	Opponent	Score	RPI	S	Opponent	Score	RPI	S	Opponent	Score	RPI	S	Opponent	Score	RPI	S	Opponent	Score
11	H	Iowa	88 66	28	A	Drake	87 104	68	H	IUPUI	51 50	152	A	Wichita St.	61 50				
13	A	Creighton	54 57					78	A	Southern Ill.	60 57	167	A	Missouri	78 73				
25	N	Ohio St.	46 64					82	A	Iowa St.	71 63	274	A	Omaha	81 45				
								85	N	Alabama	77 87	319	H	North Dakota St.	95 63				

LAST 10 Division I																			
68	H	IUPUI	51 50	78	A	Southern Ill.	60 57	274	A	Omaha	81 45	28	A	Drake	87 104				
13	A	Creighton	54 57	82	A	Iowa St.	71 63	25	N	Ohio St.	46 64	11	H	Iowa	88 66				
85	N	Alabama	77 87	167	A	Missouri	78 73												

Non-Div I Games: Northwest Mo. St. 78 53

UNI

Average RPI Win:	209	WON-LOST	WINNING	LAST 10	STRENGTH OF	OPP. STRENGTH	TEAM	ADJ.	CONF.	ADJ CONF.
Average RPI Loss:	124	RECORD	PCT. RANK	GAMES	SCHEDULE	OF SCHEDULE	RPI	RPI	RPI	RPI
DIV. I ONLY	7- 8	183	6-4	236	82	216	216	21	21	
DIV. I NON-CONF.	4- 7	225	3-3	234	40	263	263	25	25	
TOTALS	RPI 1-25	RPI 26-50	W-L RECORDS	RPI 51-100	RPI 101-150	RPI 150+				
7- 8	0- 0	0- 2	OVERALL	2- 2	1- 2	4- 2				
4- 5	0- 0	0- 2	HOME	2- 1	1- 1	1- 1				
3- 3	0- 0	0- 0	AWAY	0- 1	0- 1	3- 1				
0- 0	0- 0	0- 0	NEUTRAL	0- 0	0- 0	0- 0				
4- 7	0- 0	0- 2	NON-CONFERENCE	2- 2	0- 1	2- 2				
3- 4	0- 0	0- 2	HOME	2- 1	0- 0	1- 1				
1- 3	0- 0	0- 0	AWAY	0- 1	0- 1	1- 1				
0- 0	0- 0	0- 0	NEUTRAL	0- 0	0- 0	0- 0				
3- 1	0- 0	0- 0	CONFERENCE	0- 0	1- 1	2- 0				
1- 1	0- 0	0- 0	HOME	0- 0	1- 1	0- 0				
2- 0	0- 0	0- 0	AWAY	0- 0	0- 0	2- 0				
0- 0	0- 0	0- 0	NEUTRAL	0- 0	0- 0	0- 0				

RPI S	Opponent	Score	RPI S	Opponent	Score	RPI S	Opponent	Score	RPI S	Opponent	Score	Team's RPI: 216
33	H Virginia	55 63	45	H Duke	45 57	64	H St. John's (NY)	79 75	106	H Boise St.	66 65	
						90	H Elon	44 50	123	H Fresno St.	66 72	
						97	A Southern California	54 75	146	A Southern Utah	68 72	
						98	H South Fla.	61 51	201	H Cal St. Fullerton	58 64	
									238	A Pepperdine	69 44	
									258	A Grand Canyon	51 53	
									293	A Utah St.	60 46	
									316	A Air Force	67 60	
									345	H South Carolina St.	66 57	
LAST 10 Division I												
98	H South Fla.	61 51	106	H Boise St.	66 65							
33	H Virginia	55 63	316	A Air Force	67 60							
258	A Grand Canyon	51 53	293	A Utah St.	60 46							
97	A Southern California	54 75	123	H Fresno St.	66 72							
238	A Pepperdine	69 44	64	H St. John's (NY)	79 75							

Non-Div I Games:

UNLV

■ Loss,
 ■ Non-Conf,
 ■ S Site,
 ■ H Home
 ■ A Away
 N Neutral

USC Upstate

Through Games Of Jan. 10, 2020

Average RPI Win:	343	WON-LOST	WINNING	LAST 10	STRENGTH OF	OPP. STRENGTH	TEAM	ADJ.	CONF.	ADJ CONF.
Average RPI Loss:	179	RECORD	PCT. RANK	GAMES	SCHEDULE	OF SCHEDULE	RPI	RPI	RPI	RPI
DIV. I ONLY	4- 8	245	3-7	342	269	337	337	27	27	
DIV. I NON-CONF.	3- 4	201	2-3	343	172	311	311	27	27	
TOTALS	RPI 1-25	RPI 26-50	W-L RECORDS	RPI 51-100	RPI 101-150	RPI 150+				
4- 8	0- 1	0- 0	OVERALL	0- 1	0- 0	4- 6				
4- 2	0- 0	0- 0	HOME	0- 0	0- 0	4- 2				
0- 6	0- 1	0- 0	AWAY	0- 1	0- 0	0- 4				
0- 0	0- 0	0- 0	NEUTRAL	0- 0	0- 0	0- 0				
3- 4	0- 1	0- 0	NON-CONFERENCE	0- 1	0- 0	3- 2				
3- 0	0- 0	0- 0	HOME	0- 0	0- 0	3- 0				
0- 4	0- 1	0- 0	AWAY	0- 1	0- 0	0- 2				
0- 0	0- 0	0- 0	NEUTRAL	0- 0	0- 0	0- 0				
1- 4	0- 0	0- 0	CONFERENCE	0- 0	0- 0	1- 4				
1- 2	0- 0	0- 0	HOME	0- 0	0- 0	1- 2				
0- 2	0- 0	0- 0	AWAY	0- 0	0- 0	0- 2				
0- 0	0- 0	0- 0	NEUTRAL	0- 0	0- 0	0- 0				

RPI 1-25				RPI 26-50				RPI 51-100				RPI 101+ Team's RPI: 337			
RPI	S	Opponent	Score	RPI	S	Opponent	Score	RPI	S	Opponent	Score	RPI	S	Opponent	Score
4	A	South Carolina	32 112					75	A	Georgia	53 67	162	A	Campbell	38 50
												209	H	UNC Asheville	48 68
												213	A	Jacksonville	43 87
												237	A	East Carolina	48 69
												244	H	Winthrop	38 52
												286	A	High Point	46 85
												333	H	Western Caro.	70 62
												344	H	Charleston So.	70 53
												345	H	South Carolina St.	58 47
												348	H	Florida A&M	74 61
LAST 10 Division I															
162	A	Campbell	38 50	244	H	Winthrop	38 52								
344	H	Charleston So.	70 53	209	H	UNC Asheville	48 68								
345	H	South Carolina St.	58 47	286	A	High Point	46 85								
75	A	Georgia	53 67	213	A	Jacksonville	43 87								
4	A	South Carolina	32 112	333	H	Western Caro.	70 62								

Non-Div I Games: Mars Hill 89 31 UNKNOWN 71 49

USC Upstate

Loss, Non-Conf, S Site, H Home A Away N Neutral

Average RPI Win:	236	WON-LOST	WINNING	LAST 10	STRENGTH OF	OPP. STRENGTH	TEAM	ADJ.	CONF.	ADJ CONF.
Average RPI Loss:	39	RECORD	PCT. RANK	GAMES	SCHEDULE	OF SCHEDULE	RPI	RPI	RPI	RPI
DIV. I ONLY	9- 6	112	5-5	143	71	115	115	23	23	
DIV. I NON-CONF.	6- 6	163	2-5	66	65	109	109	22	22	
TOTALS	RPI 1-25	RPI 26-50	W-L RECORDS	RPI 51-100	RPI 101-150	RPI 150+				
9- 6	0- 3	0- 1	OVERALL	0- 2	1- 0	8- 0				
5- 2	0- 0	0- 0	HOME	0- 2	1- 0	4- 0				
4- 1	0- 1	0- 0	AWAY	0- 0	0- 0	4- 0				
0- 3	0- 2	0- 1	NEUTRAL	0- 0	0- 0	0- 0				
6- 6	0- 3	0- 1	NON-CONFERENCE	0- 2	1- 0	5- 0				
3- 2	0- 0	0- 0	HOME	0- 2	1- 0	2- 0				
3- 1	0- 1	0- 0	AWAY	0- 0	0- 0	3- 0				
0- 3	0- 2	0- 1	NEUTRAL	0- 0	0- 0	0- 0				
3- 0	0- 0	0- 0	CONFERENCE	0- 0	0- 0	3- 0				
2- 0	0- 0	0- 0	HOME	0- 0	0- 0	2- 0				
1- 0	0- 0	0- 0	AWAY	0- 0	0- 0	1- 0				
0- 0	0- 0	0- 0	NEUTRAL	0- 0	0- 0	0- 0				

RPI 1-25				RPI 26-50				RPI 51-100				RPI 101+ Team's RPI: 115			
RPI	S	Opponent	Score	RPI	S	Opponent	Score	RPI	S	Opponent	Score	RPI	S	Opponent	Score
5	N	Louisville	67 76	48	N	Oklahoma St.	47 60	67	H	Marist	57 73	127	H	Wright St.	68 62
14	N	Oregon	54 91					84	H	Texas Southern	63 74	182	H	SMU	51 46
17	A	Northwestern	47 74									193	H	Little Rock	65 58
												206	A	Kansas St.	57 53
												217	H	Arkansas St.	71 44
												255	A	North Texas	68 49
												283	A	Appalachian St.	82 60
												312	A	Grambling	88 54
												347	H	Chicago St.	84 53
LAST 10 Division I															
				84	H	Texas Southern	63 74	283	A	Appalachian St.	82 60				
				182	H	SMU	51 46	193	H	Little Rock	65 58				
				67	H	Marist	57 73	217	H	Arkansas St.	71 44				
				17	A	Northwestern	47 74	48	N	Oklahoma St.	47 60				
				127	H	Wright St.	68 62	14	N	Oregon	54 91				

Non-Div I Games:

UT Arlington

■ Loss,
 ■ Non-Conf,
 ■ S Site,
 ■ H Home
 ■ A Away
 N Neutral

Average RPI Win:	196	WON-LOST	WINNING	LAST 10	STRENGTH OF	OPP. STRENGTH	TEAM	ADJ.	CONF.	ADJ CONF.
Average RPI Loss:	44	RECORD	PCT. RANK	GAMES	SCHEDULE	OF SCHEDULE	RPI	RPI	RPI	RPI
DIV. I ONLY	7- 7	162	6-4	63	47	87	87	18	18	
DIV. I NON-CONF.	4- 7	225	3-4	24	9	121	121	21	21	
TOTALS	RPI 1-25	RPI 26-50	W-L RECORDS	RPI 51-100	RPI 101-150	RPI 150+				
7- 7	0- 3	0- 1	OVERALL	1- 3	2- 0	4- 0				
5- 1	0- 1	0- 0	HOME	1- 0	1- 0	3- 0				
2- 6	0- 2	0- 1	AWAY	0- 3	1- 0	1- 0				
0- 0	0- 0	0- 0	NEUTRAL	0- 0	0- 0	0- 0				
4- 7	0- 3	0- 1	NON-CONFERENCE	1- 3	1- 0	2- 0				
4- 1	0- 1	0- 0	HOME	1- 0	1- 0	2- 0				
0- 6	0- 2	0- 1	AWAY	0- 3	0- 0	0- 0				
0- 0	0- 0	0- 0	NEUTRAL	0- 0	0- 0	0- 0				
3- 0	0- 0	0- 0	CONFERENCE	0- 0	1- 0	2- 0				
1- 0	0- 0	0- 0	HOME	0- 0	0- 0	1- 0				
2- 0	0- 0	0- 0	AWAY	0- 0	1- 0	1- 0				
0- 0	0- 0	0- 0	NEUTRAL	0- 0	0- 0	0- 0				

RPI 1-25				RPI 26-50				RPI 51-100 Team's RPI: 87				RPI 101+			
RPI	S	Opponent	Score	RPI	S	Opponent	Score	RPI	S	Opponent	Score	RPI	S	Opponent	Score
5	H	Louisville	63 71	44	A	Arkansas	46 96	68	H	IUPUI	57 51	143	H	Samford	80 75
8	A	Gonzaga	55 78					69	A	Saint Louis	50 56	145	A	Austin Peay	69 61
12	A	Mississippi St.	46 82					78	A	Southern Ill.	59 70	211	A	Murray St.	89 64
								89	A	Illinois St.	47 70	224	H	Chattanooga	78 51
												245	H	Lipscomb	83 67
												336	H	Tennessee St.	88 71
LAST 10 Division I															
44	A	Arkansas	46 96	336	H	Tennessee St.	88 71								
5	H	Louisville	63 71	145	A	Austin Peay	69 61								
245	H	Lipscomb	83 67	211	A	Murray St.	89 64								
224	H	Chattanooga	78 51	89	A	Illinois St.	47 70								
78	A	Southern Ill.	59 70	68	H	IUPUI	57 51								

Non-Div I Games:

UT Martin

■ Loss,
■ Non-Conf,
■ S Site,
■ H Home
■ A Away
N Neutral

UTEP				STRENGTH OF SCHEDULE	OPP. STRENGTH OF SCHEDULE	TEAM RPI	ADJ. RPI	CONF. RPI	ADJ CONF. RPI
Average RPI Win:	254	WON-LOST RECORD	WINNING PCT. RANK						
Average RPI Loss:	152		LAST 10 GAMES						
DIV. I ONLY	10- 4	64	7-3	266	260	179	179	13	13
DIV. I NON-CONF.	7- 4	100	4-3	287	248	235	235	15	15

TOTALS	RPI 1-25	RPI 26-50	W-L RECORDS	RPI 51-100	RPI 101-150	RPI 150+			
10- 4	0- 0	0- 1	OVERALL	0- 0	1- 0	9- 3			
8- 3	0- 0	0- 1	HOME	0- 0	1- 0	7- 2			
2- 1	0- 0	0- 0	AWAY	0- 0	0- 0	2- 1			
0- 0	0- 0	0- 0	NEUTRAL	0- 0	0- 0	0- 0			
7- 4	0- 0	0- 1	NON-CONFERENCE	0- 0	1- 0	6- 3			
6- 3	0- 0	0- 1	HOME	0- 0	1- 0	5- 2			
1- 1	0- 0	0- 0	AWAY	0- 0	0- 0	1- 1			
0- 0	0- 0	0- 0	NEUTRAL	0- 0	0- 0	0- 0			
3- 0	0- 0	0- 0	CONFERENCE	0- 0	0- 0	3- 0			
2- 0	0- 0	0- 0	HOME	0- 0	0- 0	2- 0			
1- 0	0- 0	0- 0	AWAY	0- 0	0- 0	1- 0			
0- 0	0- 0	0- 0	NEUTRAL	0- 0	0- 0	0- 0			

RPI 1-25			RPI 26-50			RPI 51-100			RPI 101+ Team's RPI: 179		
RPI	S	Opponent	Score	RPI	S	Opponent	Score	RPI	S	Opponent	Score
				40	H	Arizona	43 54				
								128	H	Western Mich.	76 46
								172	H	New Mexico	78 93
								181	H	Fla. Atlantic	96 65
								182	A	SMU	56 60
								196	A	Southern Miss.	89 72
								215	H	Tulsa	51 58
								230	H	UC Riverside	63 50
								259	H	Weber St.	70 51
								296	A	New Mexico St.	63 57
								296	H	New Mexico St.	65 45
								315	H	FIU	64 34
								320	H	Georgia St.	71 68
								322	H	Alcorn	92 47

LAST 10 Division I											
215	H	Tulsa	51 58	196	A	Southern Miss.	89 72				
182	A	SMU	56 60	181	H	Fla. Atlantic	96 65				
40	H	Arizona	43 54	315	H	FIU	64 34				
259	H	Weber St.	70 51	128	H	Western Mich.	76 46				
320	H	Georgia St.	71 68	296	H	New Mexico St.	65 45				

Non-Div I Games:

UTEP

Average RPI Win:	298	WON-LOST	WINNING	LAST 10	STRENGTH OF	OPP. STRENGTH	TEAM	ADJ.	CONF.	ADJ CONF.
Average RPI Loss:	197	RECORD	PCT. RANK	GAMES	SCHEDULE	OF SCHEDULE	RPI	RPI	RPI	RPI
DIV. I ONLY	2- 9	313	2-8	278	309	335	335	32	32	
DIV. I NON-CONF.	1- 8	322	1-7	276	299	340	340	32	32	
TOTALS	RPI 1-25	RPI 26-50	W-L RECORDS	RPI 51-100	RPI 101-150	RPI 150+				
2- 9	0- 0	0- 0	OVERALL	0- 3	0- 0	2- 6				
2- 2	0- 0	0- 0	HOME	0- 1	0- 0	2- 1				
0- 5	0- 0	0- 0	AWAY	0- 2	0- 0	0- 3				
0- 2	0- 0	0- 0	NEUTRAL	0- 0	0- 0	0- 2				
1- 8	0- 0	0- 0	NON-CONFERENCE	0- 3	0- 0	1- 5				
1- 2	0- 0	0- 0	HOME	0- 1	0- 0	1- 1				
0- 4	0- 0	0- 0	AWAY	0- 2	0- 0	0- 2				
0- 2	0- 0	0- 0	NEUTRAL	0- 0	0- 0	0- 2				
1- 1	0- 0	0- 0	CONFERENCE	0- 0	0- 0	1- 1				
1- 0	0- 0	0- 0	HOME	0- 0	0- 0	1- 0				
0- 1	0- 0	0- 0	AWAY	0- 0	0- 0	0- 1				
0- 0	0- 0	0- 0	NEUTRAL	0- 0	0- 0	0- 0				

RPI 1-25			RPI 26-50			RPI 51-100			RPI 101+			Team's RPI: 335
RPI	S	Opponent	Score	RPI	S	Opponent	Score	RPI	S	Opponent	Score	Score
						76 A Texas	69 85	206 A Kansas St.		66 79		
						84 H Texas Southern	44 71	240 A UMKC		56 60		
						97 A Southern California	43 80	247 A A&M-Corpus Christi		50 61		
								247 H A&M-Corpus Christi		54 59		
								263 N Long Beach St.		65 69		
								297 H California Baptist		87 68		
								299 H UTSA		75 64		
								313 N Nevada		57 62		
LAST 10 Division I												
						313 N Nevada	57 62	240 A UMKC		56 60		
						263 N Long Beach St.	65 69	297 H California Baptist		87 68		
						97 A Southern California	43 80	206 A Kansas St.		66 79		
						247 H A&M-Corpus Christi	54 59	247 A A&M-Corpus Christi		50 61		
						299 H UTSA	75 64	76 A Texas		69 85		

Non-Div I Games: Tex. A&M Int'l 72 56 Tex. A&M-Kingsville 66 45 Texas Lutheran 98 46 Minot St. 75 56

UTRGV

Loss, Non-Conf, S Site, H Home A Away N Neutral

Average RPI Win:	312	WON-LOST	WINNING	LAST 10	STRENGTH OF	OPP. STRENGTH	TEAM	ADJ.	CONF.	ADJ CONF.
Average RPI Loss:	185	RECORD	PCT. RANK	GAMES	SCHEDULE	OF SCHEDULE	RPI	RPI	RPI	RPI
DIV. I ONLY	3- 8	284	2-8	245	335	299	299	13	13	
DIV. I NON-CONF.	1- 7	321	0-7	245	328	333	333	15	15	
TOTALS	RPI 1-25	RPI 26-50	W-L RECORDS	RPI 51-100	RPI 101-150	RPI 150+				
3- 8	0- 0	0- 0	OVERALL	0- 1	0- 1	3- 6				
2- 2	0- 0	0- 0	HOME	0- 0	0- 0	2- 2				
1- 5	0- 0	0- 0	AWAY	0- 1	0- 0	1- 4				
0- 1	0- 0	0- 0	NEUTRAL	0- 0	0- 1	0- 0				
1- 7	0- 0	0- 0	NON-CONFERENCE	0- 1	0- 1	1- 5				
1- 1	0- 0	0- 0	HOME	0- 0	0- 0	1- 1				
0- 5	0- 0	0- 0	AWAY	0- 1	0- 0	0- 4				
0- 1	0- 0	0- 0	NEUTRAL	0- 0	0- 1	0- 0				
2- 1	0- 0	0- 0	CONFERENCE	0- 0	0- 0	2- 1				
1- 1	0- 0	0- 0	HOME	0- 0	0- 0	1- 1				
1- 0	0- 0	0- 0	AWAY	0- 0	0- 0	1- 0				
0- 0	0- 0	0- 0	NEUTRAL	0- 0	0- 0	0- 0				

RPI 1-25			RPI 26-50			RPI 51-100			RPI 101+			Team's RPI: 299
RPI	S	Opponent	Score	RPI	S	Opponent	Score	RPI	S	Opponent	Score	
						76 A Texas	53 84			142 N Utah	45 91	
										159 H Sam Houston St.	77 81	
										164 A Texas Tech	58 115	
										166 A Hawaii	50 62	
										181 H Fla. Atlantic	53 80	
										254 A Texas St.	69 74	
										281 A Louisiana Tech	82 73	
										315 H FIU	60 45	
										335 A UTRGV	64 75	
										340 H Incarnate Word	63 56	
LAST 10 Division I												
						164 A Texas Tech	58 115			281 A Louisiana Tech	82 73	
						159 H Sam Houston St.	77 81			315 H FIU	60 45	
						254 A Texas St.	69 74			181 H Fla. Atlantic	53 80	
						335 A UTRGV	64 75			166 A Hawaii	50 62	
						142 N Utah	45 91			76 A Texas	53 84	

Non-Div I Games: Texas Wesleyan 80 78 Southwest (NM) 79 62 Concordia (TX) 73 44

UTSA

Loss, Non-Conf, S Site, H Home A Away N Neutral

Average RPI Win:	235	WON-LOST	WINNING	LAST 10	STRENGTH OF	OPP. STRENGTH	TEAM	ADJ.	CONF.	ADJ CONF.
Average RPI Loss:	71	RECORD	PCT. RANK	GAMES	SCHEDULE	OF SCHEDULE	RPI	RPI	RPI	RPI
DIV. I ONLY	7- 8	183	5-5	86	84	142	142	1	1	
DIV. I NON-CONF.	7- 4	100	5-1	294	184	194	194	1	1	
TOTALS	RPI 1-25	RPI 26-50	W-L RECORDS	RPI 51-100	RPI 101-150	RPI 150+				
7- 8	0- 3	0- 2	OVERALL	1- 0	1- 2	5- 1				
4- 4	0- 1	0- 2	HOME	0- 0	0- 1	4- 0				
1- 4	0- 2	0- 0	AWAY	0- 0	1- 1	0- 1				
2- 0	0- 0	0- 0	NEUTRAL	1- 0	0- 0	1- 0				
7- 4	0- 0	0- 1	NON-CONFERENCE	1- 0	1- 2	5- 1				
4- 2	0- 0	0- 1	HOME	0- 0	0- 1	4- 0				
1- 2	0- 0	0- 0	AWAY	0- 0	1- 1	0- 1				
2- 0	0- 0	0- 0	NEUTRAL	1- 0	0- 0	1- 0				
0- 4	0- 3	0- 1	CONFERENCE	0- 0	0- 0	0- 0				
0- 2	0- 1	0- 1	HOME	0- 0	0- 0	0- 0				
0- 2	0- 2	0- 0	AWAY	0- 0	0- 0	0- 0				
0- 0	0- 0	0- 0	NEUTRAL	0- 0	0- 0	0- 0				

RPI	S	Opponent	Score	RPI	S	Opponent	Score	RPI	S	Opponent	Score	RPI	S	Opponent	Score	Team's RPI: 142
2	A	Oregon St.	48 77	30	H	Colorado	70 80	84	N	Texas Southern	61 52	114	H	Providence	60 67	
6	H	UCLA	54 84	41	H	South Dakota	81 84					125	A	BYU	77 73	
14	A	Oregon	51 88									130	A	Cincinnati	62 68	
												228	A	Xavier	63 70	
												259	H	Weber St.	75 46	
												272	H	Oral Roberts	78 58	
												295	H	Eastern Wash.	87 49	
												299	N	UTSA	91 45	
												313	H	Nevada	68 62	
LAST 10 Division I																
30	H	Colorado	70 80	6	H	UCLA	54 84									
259	H	Weber St.	75 46	14	A	Oregon	51 88									
114	H	Providence	60 67	2	A	Oregon St.	48 77									
313	H	Nevada	68 62	125	A	BYU	77 73									
272	H	Oral Roberts	78 58	299	N	UTSA	91 45									

Non-Div I Games:

Utah

Average RPI Win:	283	WON-LOST	WINNING	LAST 10	STRENGTH OF	OPP. STRENGTH	TEAM	ADJ.	CONF.	ADJ CONF.
Average RPI Loss:	180	RECORD	PCT. RANK	GAMES	SCHEDULE	OF SCHEDULE	RPI	RPI	RPI	RPI
DIV. I ONLY	4- 11	285	2-8	183	308	293	293	21	21	
DIV. I NON-CONF.	4- 6	212	2-3	158	278	197	197	25	25	
TOTALS	RPI 1-25	RPI 26-50	W-L RECORDS	RPI 51-100	RPI 101-150	RPI 150+				
4- 11	0- 2	0- 0	OVERALL	0- 0	0- 2	4- 7				
3- 4	0- 0	0- 0	HOME	0- 0	0- 0	3- 4				
1- 7	0- 2	0- 0	AWAY	0- 0	0- 2	1- 3				
0- 0	0- 0	0- 0	NEUTRAL	0- 0	0- 0	0- 0				
4- 6	0- 2	0- 0	NON-CONFERENCE	0- 0	0- 1	4- 3				
3- 1	0- 0	0- 0	HOME	0- 0	0- 0	3- 1				
1- 5	0- 2	0- 0	AWAY	0- 0	0- 1	1- 2				
0- 0	0- 0	0- 0	NEUTRAL	0- 0	0- 0	0- 0				
0- 5	0- 0	0- 0	CONFERENCE	0- 0	0- 1	0- 4				
0- 3	0- 0	0- 0	HOME	0- 0	0- 0	0- 3				
0- 2	0- 0	0- 0	AWAY	0- 0	0- 1	0- 1				
0- 0	0- 0	0- 0	NEUTRAL	0- 0	0- 0	0- 0				

RPI 1-25				RPI 26-50				RPI 51-100				RPI 101+ Team's RPI: 293			
RPI	S	Opponent	Score	RPI	S	Opponent	Score	RPI	S	Opponent	Score	RPI	S	Opponent	Score
2	A	Oregon St.	46 75									123	A	Fresno St.	64 76
14	A	Oregon	52 109									125	A	BYU	50 67
												157	H	Portland	64 70
												195	H	San Jose St.	61 76
												201	A	Cal St. Fullerton	62 83
												216	H	UNLV	46 60
												255	H	North Texas	66 55
												263	A	Long Beach St.	56 48
												279	H	Idaho St.	69 61
												291	A	San Diego St.	62 66
												316	H	Air Force	45 62
												334	H	Seattle U	70 63
												343	A	Utah Valley	49 57
LAST 10 Division I															
				343	A	Utah Valley	49 57	316	H	Air Force	45 62				
				279	H	Idaho St.	69 61	291	A	San Diego St.	62 66				
				255	H	North Texas	66 55	216	H	UNLV	46 60				
				2	A	Oregon St.	46 75	195	H	San Jose St.	61 76				
				123	A	Fresno St.	64 76	125	A	BYU	50 67				

Non-Div I Games: Dixie St. 61 49

Utah St.

Average RPI Win: 293		WON-LOST	WINNING	LAST 10	STRENGTH OF	OPP. STRENGTH	TEAM	ADJ.	CONF.	ADJ CONF.
Average RPI Loss: 213		RECORD	PCT. RANK	GAMES	SCHEDULE	OF SCHEDULE	RPI	RPI	RPI	RPI
DIV. I ONLY		3- 9	287	3-7	335	283	343	343	32	32
DIV. I NON-CONF.		1- 9	326	1-7	325	267	347	347	32	32
TOTALS	RPI 1-25		RPI 26-50		W-L RECORDS		RPI 51-100		RPI 101-150	RPI 150+
3- 9	0- 0		0- 0		OVERALL		0- 0		0- 3	3- 6
3- 4	0- 0		0- 0		HOME		0- 0		0- 1	3- 3
0- 5	0- 0		0- 0		AWAY		0- 0		0- 2	0- 3
0- 0	0- 0		0- 0		NEUTRAL		0- 0		0- 0	0- 0
1- 9	0- 0		0- 0		NON-CONFERENCE		0- 0		0- 3	1- 6
1- 4	0- 0		0- 0		HOME		0- 0		0- 1	1- 3
0- 5	0- 0		0- 0		AWAY		0- 0		0- 2	0- 3
0- 0	0- 0		0- 0		NEUTRAL		0- 0		0- 0	0- 0
2- 0	0- 0		0- 0		CONFERENCE		0- 0		0- 0	2- 0
2- 0	0- 0		0- 0		HOME		0- 0		0- 0	2- 0
0- 0	0- 0		0- 0		AWAY		0- 0		0- 0	0- 0
0- 0	0- 0		0- 0		NEUTRAL		0- 0		0- 0	0- 0

RPI 1-25				RPI 26-50				RPI 51-100				RPI 101+				Team's RPI: 343	
RPI	S	Opponent	Score	RPI	S	Opponent	Score	RPI	S	Opponent	Score	RPI	S	Opponent	Score		
												106	A	Boise St.	69	77	
												125	A	BYU	57	71	
												146	H	Southern Utah	58	71	
												173	H	Montana	52	63	
												230	A	UC Riverside	53	67	
												240	H	UMKC	62	41	
												259	A	Weber St.	46	72	
												279	H	Idaho St.	61	88	
												287	A	UC Santa Barbara	51	59	
												293	H	Utah St.	57	49	
												313	H	Nevada	57	60	
												347	H	Chicago St.	89	58	
LAST 10 Division I																	
				259	A	Weber St.	46	72	240	H	UMKC	62	41				
				125	A	BYU	57	71	347	H	Chicago St.	89	58				
				173	H	Montana	52	63	293	H	Utah St.	57	49				
				279	H	Idaho St.	61	88	230	A	UC Riverside	53	67				
				106	A	Boise St.	69	77	313	H	Nevada	57	60				

Non-Div I Games:	Antelope Valley	77	61	Ottawa (AZ)	99	50
------------------	-----------------	----	----	-------------	----	----

Utah Valley

■ Loss, ■ Non-Conf, S Site, H Home A Away N Neutral

Average RPI Win:	200	WON-LOST	WINNING	LAST 10	STRENGTH OF	OPP. STRENGTH	TEAM	ADJ.	CONF.	ADJ CONF.
Average RPI Loss:	109	RECORD	PCT. RANK	GAMES	SCHEDULE	OF SCHEDULE	RPI	RPI	RPI	RPI
DIV. I ONLY	7- 8	183	5-5	111	134	163	163	12	12	
DIV. I NON-CONF.	5- 8	221	3-5	122	146	210	210	12	12	
TOTALS	RPI 1-25	RPI 26-50	W-L RECORDS	RPI 51-100	RPI 101-150	RPI 150+				
7- 8	0- 0	0- 1	OVERALL	1- 4	1- 1	5- 2				
5- 3	0- 0	0- 0	HOME	1- 1	1- 1	3- 1				
1- 5	0- 0	0- 1	AWAY	0- 3	0- 0	1- 1				
1- 0	0- 0	0- 0	NEUTRAL	0- 0	0- 0	1- 0				
5- 8	0- 0	0- 1	NON-CONFERENCE	1- 4	0- 1	4- 2				
4- 3	0- 0	0- 0	HOME	1- 1	0- 1	3- 1				
0- 5	0- 0	0- 1	AWAY	0- 3	0- 0	0- 1				
1- 0	0- 0	0- 0	NEUTRAL	0- 0	0- 0	1- 0				
2- 0	0- 0	0- 0	CONFERENCE	0- 0	1- 0	1- 0				
1- 0	0- 0	0- 0	HOME	0- 0	1- 0	0- 0				
1- 0	0- 0	0- 0	AWAY	0- 0	0- 0	1- 0				
0- 0	0- 0	0- 0	NEUTRAL	0- 0	0- 0	0- 0				

RPI 1-25	RPI 26-50	RPI 51-100	RPI 101+	Team's RPI: 163
RPI S Opponent Score	RPI S Opponent Score	RPI S Opponent Score	RPI S Opponent Score	
	47 Middle Tenn. 63 86	51 Old Dominion 62 49	130 Cincinnati 56 58	
		63 Seton Hall 33 53	131 Saint Joseph's 47 40	
		81 Boston College 52 87	161 William & Mary 55 69	
		94 N.C. A&T 58 69	192 Rhode Island 75 54	
		98 South Fla. 55 77	196 Southern Miss. 39 51	
			230 UC Riverside 67 51	
			237 East Carolina 53 40	
			274 N Omaha 74 66	
			283 Appalachian St. 66 38	
LAST 10 Division I				
230 UC Riverside 67 51	131 Saint Joseph's 47 40			
47 Middle Tenn. 63 86	192 Rhode Island 75 54			
51 Old Dominion 62 49	94 N.C. A&T 58 69			
161 William & Mary 55 69	196 Southern Miss. 39 51			
130 Cincinnati 56 58	274 N Omaha 74 66			

Non-Div I Games:

VCU

Loss, Non-Conf, S Site, Home Away N Neutral

Valparaiso

Through Games Of Jan. 10, 2020

Average RPI Win:	276	WON-LOST	WINNING	LAST 10	STRENGTH OF	OPP. STRENGTH	TEAM	ADJ.	CONF.	ADJ CONF.
Average RPI Loss:	52	RECORD	PCT. RANK	GAMES	SCHEDULE	OF SCHEDULE	RPI	RPI	RPI	RPI
DIV. I ONLY	9- 5	94	8-2	290	122	165	165	7	7	
DIV. I NON-CONF.	8- 3	68	7-0	320	219	144	144	7	7	
TOTALS	RPI 1-25	RPI 26-50	W-L RECORDS	RPI 51-100	RPI 101-150	RPI 150+				
9- 5	0- 3	0- 0	OVERALL	0- 1	0- 1	9- 0				
4- 2	0- 1	0- 0	HOME	0- 1	0- 0	4- 0				
5- 2	0- 1	0- 0	AWAY	0- 0	0- 1	5- 0				
0- 1	0- 1	0- 0	NEUTRAL	0- 0	0- 0	0- 0				
8- 3	0- 2	0- 0	NON-CONFERENCE	0- 0	0- 1	8- 0				
4- 0	0- 0	0- 0	HOME	0- 0	0- 0	4- 0				
4- 2	0- 1	0- 0	AWAY	0- 0	0- 1	4- 0				
0- 1	0- 1	0- 0	NEUTRAL	0- 0	0- 0	0- 0				
1- 2	0- 1	0- 0	CONFERENCE	0- 1	0- 0	1- 0				
0- 2	0- 1	0- 0	HOME	0- 1	0- 0	0- 0				
1- 0	0- 0	0- 0	AWAY	0- 0	0- 0	1- 0				
0- 0	0- 0	0- 0	NEUTRAL	0- 0	0- 0	0- 0				

RPI S	Opponent	Score	RPI S	Opponent	Score	RPI S	Opponent	Score	RPI S	Opponent	Score	Team's RPI: 165
1	H Missouri St.	68 81				78	H Southern Ill.	51 67	139	A North Dakota	63 65	
17	A Northwestern	48 69							175	A Toledo	61 54	
25	N Ohio St.	38 89							176	H Bowling Green	95 90	
									253	A Eastern Ill.	78 66	
									276	H Morehead St.	55 53	
									280	A Indiana St.	75 56	
									319	A North Dakota St.	66 54	
									325	A Detroit Mercy	77 58	
									330	H UIC	63 37	
									347	H Chicago St.	95 49	
LAST 10 Division I												
253	A Eastern Ill.	78 66	280	A Indiana St.	75 56							
347	H Chicago St.	95 49	1	H Missouri St.	68 81							
276	H Morehead St.	55 53	78	H Southern Ill.	51 67							
330	H UIC	63 37	175	A Toledo	61 54							
325	A Detroit Mercy	77 58	176	H Bowling Green	95 90							

Non-Div I Games:

Valparaiso

■ Loss,
 ■ Non-Conf, S Site,
 ■ Home
 ■ Away
 N Neutral

Vanderbilt

Through Games Of Jan. 10, 2020

Average RPI Win:	183	WON-LOST	WINNING	LAST 10	STRENGTH OF	OPP. STRENGTH	TEAM	ADJ.	CONF.	ADJ CONF.
Average RPI Loss:	55	RECORD	PCT. RANK	GAMES	SCHEDULE	OF SCHEDULE	RPI	RPI	RPI	RPI
DIV. I ONLY	12- 4	55	7-3	62	143	50	50	4	4	
DIV. I NON-CONF.	10- 3	60	5-2	74	195	60	60	5	5	
TOTALS	RPI 1-25	RPI 26-50	W-L RECORDS	RPI 51-100	RPI 101-150	RPI 150+				
12- 4	0- 1	0- 1	OVERALL	3- 1	2- 1	7- 0				
8- 1	0- 1	0- 0	HOME	1- 0	2- 0	5- 0				
3- 1	0- 0	0- 0	AWAY	2- 0	0- 1	1- 0				
1- 2	0- 0	0- 1	NEUTRAL	0- 1	0- 0	1- 0				
10- 3	0- 1	0- 1	NON-CONFERENCE	2- 1	1- 0	7- 0				
7- 1	0- 1	0- 0	HOME	1- 0	1- 0	5- 0				
2- 0	0- 0	0- 0	AWAY	1- 0	0- 0	1- 0				
1- 2	0- 0	0- 1	NEUTRAL	0- 1	0- 0	1- 0				
2- 1	0- 0	0- 0	CONFERENCE	1- 0	1- 1	0- 0				
1- 0	0- 0	0- 0	HOME	0- 0	1- 0	0- 0				
1- 1	0- 0	0- 0	AWAY	1- 0	0- 1	0- 0				
0- 0	0- 0	0- 0	NEUTRAL	0- 0	0- 0	0- 0				

RPI 1-25				RPI 26-50				Team's RPI: 50				RPI 51-100				RPI 101+			
RPI	S	Opponent	Score	RPI	S	Opponent	Score	RPI	S	Opponent	Score	RPI	S	Opponent	Score	RPI	S	Opponent	Score
3	H	UConn	51 64	34	N	Rutgers	56 62	60	A	Washington	76 74	111	H	Furman	74 46				
								63	N	Seton Hall	65 69	121	A	Florida	60 68				
								69	H	Saint Louis	62 50	133	H	Auburn	77 55				
								75	A	Georgia	63 55	156	H	Columbia	72 51				
												160	H	Tennessee Tech	75 61				
												235	N	UC Irvine	76 63				
												257	H	Eastern Ky.	75 69				
												292	H	Radford	80 46				
												308	H	Jacksonville St.	88 66				
												336	A	Tennessee St.	106 55				
LAST 10 Division I																			
156	H	Columbia	72 51	75	A	Georgia	63 55	121	A	Florida	60 68	133	H	Auburn	77 55	63	N	Seton Hall	65 69
60	A	Washington	76 74	34	N	Rutgers	56 62												
235	N	UC Irvine	76 63																
257	H	Eastern Ky.	75 69																
160	H	Tennessee Tech	75 61																

Non-Div I Games:

Vanderbilt

Loss, Non-Conf, S Site, H Home A Away N Neutral

Average RPI Win:	315	WON-LOST	WINNING	LAST 10	STRENGTH OF	OPP. STRENGTH	TEAM	ADJ.	CONF.	ADJ CONF.
Average RPI Loss:	167	RECORD	PCT. RANK	GAMES	SCHEDULE	OF SCHEDULE	RPI	RPI	RPI	RPI
DIV. I ONLY	5- 9	238	4-6	267	317	290	290	28	28	
DIV. I NON-CONF.	5- 7	205	4-4	296	298	297	297	29	29	
TOTALS	RPI 1-25	RPI 26-50	W-L RECORDS	RPI 51-100	RPI 101-150	RPI 150+				
5- 9	0- 0	0- 0	OVERALL	0- 2	0- 2	5- 5				
4- 2	0- 0	0- 0	HOME	0- 0	0- 1	4- 1				
1- 7	0- 0	0- 0	AWAY	0- 2	0- 1	1- 4				
0- 0	0- 0	0- 0	NEUTRAL	0- 0	0- 0	0- 0				
5- 7	0- 0	0- 0	NON-CONFERENCE	0- 1	0- 2	5- 4				
4- 2	0- 0	0- 0	HOME	0- 0	0- 1	4- 1				
1- 5	0- 0	0- 0	AWAY	0- 1	0- 1	1- 3				
0- 0	0- 0	0- 0	NEUTRAL	0- 0	0- 0	0- 0				
0- 2	0- 0	0- 0	CONFERENCE	0- 1	0- 0	0- 1				
0- 0	0- 0	0- 0	HOME	0- 0	0- 0	0- 0				
0- 2	0- 0	0- 0	AWAY	0- 1	0- 0	0- 1				
0- 0	0- 0	0- 0	NEUTRAL	0- 0	0- 0	0- 0				

RPI 1-25				RPI 26-50				RPI 51-100				RPI 101+				Team's RPI: 290	
RPI	S	Opponent	Score	RPI	S	Opponent	Score	RPI	S	Opponent	Score	RPI	S	Opponent	Score		
								54	A	Minnesota	58	90	108	A	Loyola Chicago	76	78
								86	A	Stony Brook	49	67	137	H	Massachusetts	49	83
													192	A	Rhode Island	74	77
													197	A	Dartmouth	55	72
													198	A	Merrimack	53	78
													222	H	Saint Francis (PA)	69	73
													273	H	Navy	64	56
													310	A	Albany (NY)	49	58
													311	H	NJIT	65	59
													318	H	Bryant	71	66
													326	H	Canisius	76	53
													346	A	LIU Brooklyn	73	62
LAST 10 Division I																	
				346	A	LIU Brooklyn	73	62					86	A	Stony Brook	49	67
				311	H	NJIT	65	59					310	A	Albany (NY)	49	58
				326	H	Canisius	76	53					198	A	Merrimack	53	78
				222	H	Saint Francis (PA)	69	73					192	A	Rhode Island	74	77
				137	H	Massachusetts	49	83					273	H	Navy	64	56

Non-Div I Games: Norwich 86 40

Vermont

Villanova

Through Games Of Jan. 10, 2020

Average RPI Win:	126	WON-LOST	WINNING	LAST 10	STRENGTH OF	OPP. STRENGTH	TEAM	ADJ.	CONF.	ADJ CONF.
Average RPI Loss:	89	RECORD	PCT. RANK	GAMES	SCHEDULE	OF SCHEDULE	RPI	RPI	RPI	RPI
DIV. I ONLY	8- 7	155	6-4	39	39	65	65	6	6	
DIV. I NON-CONF.	5- 5	163	3-2	75	38	87	87	6	6	
TOTALS	RPI 1-25	RPI 26-50	W-L RECORDS	RPI 51-100	RPI 101-150	RPI 150+				
8- 7	0- 1	0- 1	OVERALL	3- 2	3- 2	2- 1				
3- 4	0- 1	0- 1	HOME	0- 0	2- 2	1- 0				
5- 3	0- 0	0- 0	AWAY	3- 2	1- 0	1- 1				
0- 0	0- 0	0- 0	NEUTRAL	0- 0	0- 0	0- 0				
5- 5	0- 0	0- 1	NON-CONFERENCE	1- 2	2- 1	2- 1				
2- 2	0- 0	0- 1	HOME	0- 0	1- 1	1- 0				
3- 3	0- 0	0- 0	AWAY	1- 2	1- 0	1- 1				
0- 0	0- 0	0- 0	NEUTRAL	0- 0	0- 0	0- 0				
3- 2	0- 1	0- 0	CONFERENCE	2- 0	1- 1	0- 0				
1- 2	0- 1	0- 0	HOME	0- 0	1- 1	0- 0				
2- 0	0- 0	0- 0	AWAY	2- 0	0- 0	0- 0				
0- 0	0- 0	0- 0	NEUTRAL	0- 0	0- 0	0- 0				

RPI 1-25				RPI 26-50				RPI 51-100 Team's RPI: 65				RPI 101+			
RPI	S	Opponent	Score	RPI	S	Opponent	Score	RPI	S	Opponent	Score	RPI	S	Opponent	Score
13	H	Creighton	42 58	31	H	James Madison	52 56	56	A	Temple	69 74	114	H	Providence	51 49
								63	A	Seton Hall	61 55	126	H	George Washington	56 68
								64	A	St. John's (NY)	67 62	131	H	Saint Joseph's	60 44
								70	A	Drexel	52 54	134	H	Butler	41 58
								75	A	Georgia	63 58	138	A	Fordham	73 66
												190	A	American	54 76
												202	A	La Salle	77 69
												220	H	Manhattan	63 51
LAST 10 Division I															
13	H	Creighton	42 58	134	H	Butler	41 58								
114	H	Providence	51 49	64	A	St. John's (NY)	67 62								
202	A	La Salle	77 69	63	A	Seton Hall	61 55								
56	A	Temple	69 74	70	A	Drexel	52 54								
131	H	Saint Joseph's	60 44	75	A	Georgia	63 58								

Non-Div I Games:

Villanova

Loss, Non-Conf, S Site, H Home A Away N Neutral

Average RPI Win: 112		WON-LOST	WINNING	LAST 10	STRENGTH OF		OPP. STRENGTH	TEAM	ADJ.	CONF.	ADJ CONF.
Average RPI Loss: 32		RECORD	PCT. RANK	GAMES	SCHEDULE		OF SCHEDULE	RPI	RPI	RPI	RPI
DIV. I ONLY		6- 9	223	4-6	1		25	33	33	3	3
DIV. I NON-CONF.		5- 6	187	3-3	1		41	19	19	2	2
<hr/>											
TOTALS	RPI 1-25	RPI 26-50		W-L RECORDS		RPI 51-100		RPI 101-150		RPI 150+	
6- 9	0- 6	2- 1		OVERALL		2- 2		0- 0		2- 0	
4- 3	0- 2	2- 0		HOME		2- 1		0- 0		0- 0	
2- 5	0- 3	0- 1		AWAY		0- 1		0- 0		2- 0	
0- 1	0- 1	0- 0		NEUTRAL		0- 0		0- 0		0- 0	
<hr/>											
5- 6	0- 4	1- 1		NON-CONFERENCE		2- 1		0- 0		2- 0	
3- 2	0- 2	1- 0		HOME		2- 0		0- 0		0- 0	
2- 3	0- 1	0- 1		AWAY		0- 1		0- 0		2- 0	
0- 1	0- 1	0- 0		NEUTRAL		0- 0		0- 0		0- 0	
<hr/>											
1- 3	0- 2	1- 0		CONFERENCE		0- 1		0- 0		0- 0	
1- 1	0- 0	1- 0		HOME		0- 1		0- 0		0- 0	
0- 2	0- 2	0- 0		AWAY		0- 0		0- 0		0- 0	
0- 0	0- 0	0- 0		NEUTRAL		0- 0		0- 0		0- 0	

RPI 1-25				RPI 26-50				Team's RPI: 33				RPI 51-100				RPI 101+			
RPI	S	Opponent	Score	RPI	S	Opponent	Score	RPI	S	Opponent	Score	RPI	S	Opponent	Score	RPI	S	Opponent	Score
3	A	UConn	44 83	31	H	James Madison	55 49	51	H	Old Dominion	56 53	216	A	UNLV	63 55				
6	H	UCLA	62 73	34	A	Rutgers	63 73	77	H	North Carolina	47 65	242	A	CSUN	72 47				
12	N	Mississippi St.	59 72	45	H	Duke	66 63	88	H	Bucknell	84 60								
15	A	NC State	60 80					97	A	Southern California	49 59								
18	H	Kentucky	47 50																
22	A	Georgia Tech	51 61																
LAST 10 Division I																			
22	A	Georgia Tech	51 61	45	H	Duke	66 63												
12	N	Mississippi St.	59 72	15	A	NC State	60 80												
216	A	UNLV	63 55	77	H	North Carolina	47 65												
34	A	Rutgers	63 73	31	H	James Madison	55 49												
6	H	UCLA	62 73	51	H	Old Dominion	56 53												

Non-Div I Games:

Virginia

■ Loss,
■ Non-Conf,
■ S Site,
■ H Home
■ A Away
N Neutral

Average RPI Win:	154	WON-LOST	WINNING	LAST 10	STRENGTH OF	OPP. STRENGTH	TEAM	ADJ.	CONF.	ADJ CONF.
Average RPI Loss:	35	RECORD	PCT. RANK	GAMES	SCHEDULE	OF SCHEDULE	RPI	RPI	RPI	RPI
DIV. I ONLY	12- 3	39	7-3	57	69	26	26	3	3	
DIV. I NON-CONF.	10- 1	19	5-1	132	59	28	28	2	2	
TOTALS	RPI 1-25	RPI 26-50	W-L RECORDS	RPI 51-100	RPI 101-150	RPI 150+				
12- 3	1- 2	0- 0	OVERALL	3- 1	1- 0	7- 0				
8- 0	1- 0	0- 0	HOME	2- 0	1- 0	4- 0				
1- 2	0- 2	0- 0	AWAY	0- 0	0- 0	1- 0				
3- 1	0- 0	0- 0	NEUTRAL	1- 1	0- 0	2- 0				
10- 1	1- 0	0- 0	NON-CONFERENCE	2- 1	1- 0	6- 0				
6- 0	1- 0	0- 0	HOME	1- 0	1- 0	3- 0				
1- 0	0- 0	0- 0	AWAY	0- 0	0- 0	1- 0				
3- 1	0- 0	0- 0	NEUTRAL	1- 1	0- 0	2- 0				
2- 2	0- 2	0- 0	CONFERENCE	1- 0	0- 0	1- 0				
2- 0	0- 0	0- 0	HOME	1- 0	0- 0	1- 0				
0- 2	0- 2	0- 0	AWAY	0- 0	0- 0	0- 0				
0- 0	0- 0	0- 0	NEUTRAL	0- 0	0- 0	0- 0				

RPI 1-25				RPI 26-50		Team's RPI: 26	RPI 51-100			RPI 101+		
RPI	S	Opponent	Score	RPI	S	Opponent	Score	RPI	S	Opponent	Score	
15	A	NC State	69 76					75	N	Georgia	72 77	107 H Davidson 88 68
16	A	Florida St.	62 86					77	H	North Carolina	76 70	151 N Rice 54 45
23	H	Purdue	67 54					80	N	Belmont	60 58	152 N Wichita St. 84 63
								93	H	Liberty	73 69	158 A George Mason 77 58
												205 H Gardner-Webb 87 65
												222 H Saint Francis (PA) 105 41
												285 H Pittsburgh 68 56
												298 H UMES 86 43
LAST 10 Division I												
16	A	Florida St.	62 86	285	H	Pittsburgh	68 56					
152	N	Wichita St.	84 63	77	H	North Carolina	76 70					
151	N	Rice	54 45	15	A	NC State	69 76					
205	H	Gardner-Webb	87 65	75	N	Georgia	72 77					
23	H	Purdue	67 54	80	N	Belmont	60 58					

Non-Div I Games:

Virginia Tech

■ Loss,
 ■ Non-Conf,
 ■ S Site,
 ■ H Home
 ■ A Away
 N Neutral

Average RPI Win:	317	WON-LOST	WINNING	LAST 10	STRENGTH OF	OPP. STRENGTH	TEAM	ADJ.	CONF.	ADJ CONF.
Average RPI Loss:	129	RECORD	PCT. RANK	GAMES	SCHEDULE	OF SCHEDULE	RPI	RPI	RPI	RPI
DIV. I ONLY	3- 9	287	3-7	90	330	261	261	31	31	
DIV. I NON-CONF.	3- 7	252	3-5	51	334	214	214	30	30	
TOTALS	RPI 1-25	RPI 26-50	W-L RECORDS	RPI 51-100	RPI 101-150	RPI 150+				
3- 9	0- 0	0- 1	OVERALL	0- 2	0- 3	3- 3				
3- 2	0- 0	0- 0	HOME	0- 1	0- 0	3- 1				
0- 7	0- 0	0- 1	AWAY	0- 1	0- 3	0- 2				
0- 0	0- 0	0- 0	NEUTRAL	0- 0	0- 0	0- 0				
3- 7	0- 0	0- 1	NON-CONFERENCE	0- 2	0- 3	3- 1				
3- 1	0- 0	0- 0	HOME	0- 1	0- 0	3- 0				
0- 6	0- 0	0- 1	AWAY	0- 1	0- 3	0- 1				
0- 0	0- 0	0- 0	NEUTRAL	0- 0	0- 0	0- 0				
0- 2	0- 0	0- 0	CONFERENCE	0- 0	0- 0	0- 2				
0- 1	0- 0	0- 0	HOME	0- 0	0- 0	0- 1				
0- 1	0- 0	0- 0	AWAY	0- 0	0- 0	0- 1				
0- 0	0- 0	0- 0	NEUTRAL	0- 0	0- 0	0- 0				

RPI 1-25				RPI 26-50				RPI 51-100				RPI 101+ Team's RPI: 261			
RPI	S	Opponent	Score	RPI	S	Opponent	Score	RPI	S	Opponent	Score	RPI	S	Opponent	Score
				27	A	Maryland	56 119	55	A	Yale	68 87	104	A	Colgate	58 74
								86	H	Stony Brook	45 66	118	A	Rider	63 77
												134	A	Butler	58 74
												185	A	Youngstown St.	42 64
												223	A	Mt. St. Mary's	63 78
												232	H	Sacred Heart	65 79
												309	H	UMBC	67 60
												311	H	NJIT	61 59
												332	H	Saint Peter's	90 89
LAST 10 Division I															
				104	A	Colgate	58 74	232	H	Sacred Heart	65 79				
				118	A	Rider	63 77	223	A	Mt. St. Mary's	63 78				
				86	H	Stony Brook	45 66	55	A	Yale	68 87				
				185	A	Youngstown St.	42 64	309	H	UMBC	67 60				
				311	H	NJIT	61 59	332	H	Saint Peter's	90 89				

Non-Div I Games: Staten Island 81 57

Wagner

■ Loss,
 ■ Non-Conf,
 ■ S Site,
 ■ H Home
 ■ A Away
 N Neutral

Wake Forest

Through Games Of Jan. 10, 2020

Average RPI Win:	142	WON-LOST	WINNING	LAST 10	STRENGTH OF	OPP. STRENGTH	TEAM	ADJ.	CONF.	ADJ CONF.
Average RPI Loss:	93	RECORD	PCT. RANK	GAMES	SCHEDULE	OF SCHEDULE	RPI	RPI	RPI	RPI
DIV. I ONLY	10- 5	84	8-2	93	31	61	61	3	3	
DIV. I NON-CONF.	7- 4	100	5-1	104	135	96	96	2	2	
TOTALS	RPI 1-25	RPI 26-50	W-L RECORDS	RPI 51-100	RPI 101-150	RPI 150+				
10- 5	1- 0	1- 2	OVERALL	1- 1	2- 1	5- 1				
6- 2	1- 0	0- 1	HOME	0- 0	0- 1	5- 0				
2- 3	0- 0	1- 1	AWAY	1- 1	0- 0	0- 1				
2- 0	0- 0	0- 0	NEUTRAL	0- 0	2- 0	0- 0				
7- 4	0- 0	0- 1	NON-CONFERENCE	1- 1	2- 1	4- 1				
4- 2	0- 0	0- 1	HOME	0- 0	0- 1	4- 0				
1- 2	0- 0	0- 0	AWAY	1- 1	0- 0	0- 1				
2- 0	0- 0	0- 0	NEUTRAL	0- 0	2- 0	0- 0				
3- 1	1- 0	1- 1	CONFERENCE	0- 0	0- 0	1- 0				
2- 0	1- 0	0- 0	HOME	0- 0	0- 0	1- 0				
1- 1	0- 0	1- 1	AWAY	0- 0	0- 0	0- 0				
0- 0	0- 0	0- 0	NEUTRAL	0- 0	0- 0	0- 0				

RPI 1-25				RPI 26-50				RPI 51-100				Team's RPI: 61	RPI 101+			
RPI	S	Opponent	Score	RPI	S	Opponent	Score	RPI	S	Opponent	Score		RPI	S	Opponent	Score
22	H	Georgia Tech	65 60	31	A	Miami (FL)	56 59	64	A	St. John's (NY)	74 82		103	H	UNC Greensboro	65 67
				45	A	Duke	60 58	90	A	Elon	69 57		119	N	Dayton	78 59
				46	H	Charlotte	65 77						121	N	Florida	73 68
													162	H	Campbell	74 46
													178	H	Clemson	63 58
													219	A	ETSU	60 67
													221	H	UNCW	65 55
													229	H	Col. of Charleston	106 50
													237	H	East Carolina	76 53
LAST 10 Division I																
				31	A	Miami (FL)	56 59	178	H	Clemson	63 58					
				121	N	Florida	73 68	22	H	Georgia Tech	65 60					
				119	N	Dayton	78 59	45	A	Duke	60 58					
				162	H	Campbell	74 46	237	H	East Carolina	76 53					
				219	A	ETSU	60 67	90	A	Elon	69 57					

Non-Div I Games:

Wake Forest

■ Loss,
■ Non-Conf,
■ S Site,
■ H Home
■ A Away
N Neutral

Washington

Through Games Of Jan. 10, 2020

Average RPI Win:	161	WON-LOST	WINNING	LAST 10	STRENGTH OF	OPP. STRENGTH	TEAM	ADJ.	CONF.	ADJ CONF.
Average RPI Loss:	93	RECORD	PCT. RANK	GAMES	SCHEDULE	OF SCHEDULE	RPI	RPI	RPI	RPI
DIV. I ONLY	10- 4	64	7-3	102	35	60	60	1	1	
DIV. I NON-CONF.	8- 3	68	5-2	186	56	114	114	1	1	
TOTALS	RPI 1-25	RPI 26-50	W-L RECORDS	RPI 51-100	RPI 101-150	RPI 150+				
10- 4	1- 1	0- 1	OVERALL	3- 0	0- 1	6- 1				
4- 3	0- 0	0- 1	HOME	1- 0	0- 1	3- 1				
3- 1	0- 1	0- 0	AWAY	2- 0	0- 0	1- 0				
3- 0	1- 0	0- 0	NEUTRAL	0- 0	0- 0	2- 0				
8- 3	1- 0	0- 1	NON-CONFERENCE	1- 0	0- 1	6- 1				
4- 3	0- 0	0- 1	HOME	1- 0	0- 1	3- 1				
1- 0	0- 0	0- 0	AWAY	0- 0	0- 0	1- 0				
3- 0	1- 0	0- 0	NEUTRAL	0- 0	0- 0	2- 0				
2- 1	0- 1	0- 0	CONFERENCE	2- 0	0- 0	0- 0				
0- 0	0- 0	0- 0	HOME	0- 0	0- 0	0- 0				
2- 1	0- 1	0- 0	AWAY	2- 0	0- 0	0- 0				
0- 0	0- 0	0- 0	NEUTRAL	0- 0	0- 0	0- 0				

RPI	S	Opponent	Score	RPI	S	Opponent	Score	RPI	S	Opponent	Score	RPI	S	Opponent	Score
7	A	Stanford	56 77	50	H	Vanderbilt	74 76	71	H	CSU Bakersfield	80 49	150	H	Tulane	62 64
11	N	Iowa	70 63					74	A	Washington St.	65 56	166	H	Hawaii	50 62
								95	A	California	67 64	171	N	Iona	65 34
												189	A	San Diego	65 47
												194	N	Howard	75 58
												208	H	San Francisco	73 54
												259	H	Weber St.	94 41
												334	H	Seattle U	78 46
LAST 10 Division I															
50	H	Vanderbilt	74 76	7	A	Stanford	56 77								
208	H	San Francisco	73 54	95	A	California	67 64								
189	A	San Diego	65 47	74	A	Washington St.	65 56								
166	H	Hawaii	50 62	194	N	Howard	75 58								
11	N	Iowa	70 63	171	N	Iona	65 34								

Non-Div I Games:

Washington

■ Loss,
 ■ Non-Conf,
 ■ S Site,
 ■ H Home
 ■ A Away
 N Neutral

Average RPI Win:	192	WON-LOST	WINNING	LAST 10	STRENGTH OF	OPP. STRENGTH	TEAM	ADJ.	CONF.	ADJ CONF.
Average RPI Loss:	20	RECORD	PCT. RANK	GAMES	SCHEDULE	OF SCHEDULE	RPI	RPI	RPI	RPI
DIV. I ONLY	8- 7	155	4-6	35	6	74	74	1	1	
DIV. I NON-CONF.	7- 5	130	3-4	77	8	86	86	1	1	
TOTALS	RPI 1-25	RPI 26-50	W-L RECORDS	RPI 51-100	RPI 101-150	RPI 150+				
8- 7	0- 5	0- 1	OVERALL	1- 1	2- 0	5- 0				
5- 2	0- 1	0- 0	HOME	0- 1	1- 0	4- 0				
2- 2	0- 1	0- 1	AWAY	1- 0	1- 0	0- 0				
1- 3	0- 3	0- 0	NEUTRAL	0- 0	0- 0	1- 0				
7- 5	0- 4	0- 1	NON-CONFERENCE	0- 0	2- 0	5- 0				
5- 1	0- 1	0- 0	HOME	0- 0	1- 0	4- 0				
1- 1	0- 0	0- 1	AWAY	0- 0	1- 0	0- 0				
1- 3	0- 3	0- 0	NEUTRAL	0- 0	0- 0	1- 0				
1- 2	0- 1	0- 0	CONFERENCE	1- 1	0- 0	0- 0				
0- 1	0- 0	0- 0	HOME	0- 1	0- 0	0- 0				
1- 1	0- 1	0- 0	AWAY	1- 0	0- 0	0- 0				
0- 0	0- 0	0- 0	NEUTRAL	0- 0	0- 0	0- 0				

RPI	S	Opponent	Score	RPI	S	Opponent	Score	RPI	S	Opponent	Score	RPI	S	Opponent	Score
4	N	South Carolina	53 68	31	A	Miami (FL)	68 74	60	H	Washington	56 65	106	A	Boise St.	80 68
7	A	Stanford	58 77					95	A	California	96 75	125	H	BYU	67 50
8	H	Gonzaga	53 76									225	N	Southern U.	69 54
10	N	Indiana	44 78									235	H	UC Irvine	87 59
20	N	Baylor	66 89									238	H	Pepperdine	85 48
												242	H	CSUN	71 61
												266	H	Ark.-Pine Bluff	85 56
LAST 10 Division I															
31	A	Miami (FL)	68 74	95	A	California	96 75	7	A	Stanford	58 77				
225	N	Southern U.	69 54	60	H	Washington	56 65	10	N	Indiana	44 78				
235	H	UC Irvine	87 59	4	N	South Carolina	53 68								
8	H	Gonzaga	53 76												
266	H	Ark.-Pine Bluff	85 56												

Non-Div I Games:

Washington St.

Average RPI Win:	249	WON-LOST	WINNING	LAST 10	STRENGTH OF	OPP. STRENGTH	TEAM	ADJ.	CONF.	ADJ CONF.
Average RPI Loss:	158	RECORD	PCT. RANK	GAMES	SCHEDULE	OF SCHEDULE	RPI	RPI	RPI	RPI
DIV. I ONLY	3- 10	297	3-7	213	181	259	259	22	22	
DIV. I NON-CONF.	2- 7	288	2-4	123	193	233	233	18	18	
TOTALS	RPI 1-25	RPI 26-50	W-L RECORDS	RPI 51-100	RPI 101-150	RPI 150+				
3- 10	0- 1	0- 0	OVERALL	0- 2	0- 2	3- 5				
1- 2	0- 0	0- 0	HOME	0- 0	0- 0	1- 2				
2- 8	0- 1	0- 0	AWAY	0- 2	0- 2	2- 3				
0- 0	0- 0	0- 0	NEUTRAL	0- 0	0- 0	0- 0				
2- 7	0- 1	0- 0	NON-CONFERENCE	0- 2	0- 1	2- 3				
1- 1	0- 0	0- 0	HOME	0- 0	0- 0	1- 1				
1- 6	0- 1	0- 0	AWAY	0- 2	0- 1	1- 2				
0- 0	0- 0	0- 0	NEUTRAL	0- 0	0- 0	0- 0				
1- 3	0- 0	0- 0	CONFERENCE	0- 0	0- 1	1- 2				
0- 1	0- 0	0- 0	HOME	0- 0	0- 0	0- 1				
1- 2	0- 0	0- 0	AWAY	0- 0	0- 1	1- 1				
0- 0	0- 0	0- 0	NEUTRAL	0- 0	0- 0	0- 0				

RPI 1-25				RPI 26-50				RPI 51-100				RPI 101+ Team's RPI: 259			
RPI	S	Opponent	Score	RPI	S	Opponent	Score	RPI	S	Opponent	Score	RPI	S	Opponent	Score
6	A	UCLA	45 85					60	A	Washington	41 94	109	A	Idaho	50 70
								73	A	Pacific	53 76	142	A	Utah	46 75
												157	H	Portland	59 78
												174	A	Northern Colo.	65 60
												179	A	UTEP	51 70
												230	A	UC Riverside	64 54
												264	H	Northern Ariz.	82 88
												295	A	Eastern Wash.	53 63
												296	A	New Mexico St.	47 77
												343	H	Utah Valley	72 46
LAST 10 Division I															
295	A	Eastern Wash.	53 63	174	A	Northern Colo.	65 60								
142	A	Utah	46 75	264	H	Northern Ariz.	82 88								
343	H	Utah Valley	72 46	109	A	Idaho	50 70								
296	A	New Mexico St.	47 77	230	A	UC Riverside	64 54								
179	A	UTEP	51 70	73	A	Pacific	53 76								

Non-Div I Games:

Weber St.

■ Loss,
 ■ Non-Conf,
 ■ S Site,
 ■ Home
 ■ A Away
 N Neutral

West Virginia

Through Games Of Jan. 10, 2020

Average RPI Win:	175	WON-LOST	WINNING	LAST 10	STRENGTH OF	OPP. STRENGTH	TEAM	ADJ.	CONF.	ADJ CONF.
Average RPI Loss:	13	RECORD	PCT. RANK	GAMES	SCHEDULE	OF SCHEDULE	RPI	RPI	RPI	RPI
DIV. I ONLY	12- 1	9	9-1	126	86	24	24	5	5	
DIV. I NON-CONF.	10- 1	19	7-1	198	74	38	38	4	4	
TOTALS	RPI 1-25	RPI 26-50	W-L RECORDS	RPI 51-100	RPI 101-150	RPI 150+				
12- 1	1- 1	0- 0	OVERALL	2- 0	2- 0	7- 0				
5- 0	0- 0	0- 0	HOME	0- 0	1- 0	4- 0				
3- 0	1- 0	0- 0	AWAY	1- 0	0- 0	1- 0				
4- 1	0- 1	0- 0	NEUTRAL	1- 0	1- 0	2- 0				
10- 1	1- 1	0- 0	NON-CONFERENCE	1- 0	2- 0	6- 0				
5- 0	0- 0	0- 0	HOME	0- 0	1- 0	4- 0				
1- 0	1- 0	0- 0	AWAY	0- 0	0- 0	0- 0				
4- 1	0- 1	0- 0	NEUTRAL	1- 0	1- 0	2- 0				
2- 0	0- 0	0- 0	CONFERENCE	1- 0	0- 0	1- 0				
0- 0	0- 0	0- 0	HOME	0- 0	0- 0	0- 0				
2- 0	0- 0	0- 0	AWAY	1- 0	0- 0	1- 0				
0- 0	0- 0	0- 0	NEUTRAL	0- 0	0- 0	0- 0				

RPI	S	Opponent	Score
12	A	Mississippi St.	71 65
13	N	Creighton	75 82

RPI	S	Opponent	Score
57	A	Kansas	68 49
66	N	Syracuse	71 69

RPI	S	Opponent	Score
105	N	Michigan St.	63 57
141	H	Cornell	68 62
172	N	New Mexico	73 60
187	N	Norfolk St.	72 55
206	A	Kansas St.	74 63
222	H	Saint Francis (PA)	74 45
292	H	Radford	74 37
301	H	Presbyterian	56 40
338	H	Coppin St.	82 47

RPI	S	Opponent	Score
105	N	Michigan St.	63 57
141	H	Cornell	68 62
172	N	New Mexico	73 60
187	N	Norfolk St.	72 55
206	A	Kansas St.	74 63
222	H	Saint Francis (PA)	74 45
292	H	Radford	74 37
301	H	Presbyterian	56 40
338	H	Coppin St.	82 47

LAST 10 Division I

66	N	Syracuse	71 69
105	N	Michigan St.	63 57
187	N	Norfolk St.	72 55
12	A	Mississippi St.	71 65
172	N	New Mexico	73 60

57	A	Kansas	68 49
206	A	Kansas St.	74 63
141	H	Cornell	68 62
13	N	Creighton	75 82
338	H	Coppin St.	82 47

Non-Div I Games:

West Virginia

■ Loss,
 ■ Non-Conf,
 ■ S Site,
 ■ Home
 ■ A Away
 N Neutral

Average RPI Win:	344	WON-LOST	WINNING	LAST 10	STRENGTH OF	OPP. STRENGTH	TEAM	ADJ.	CONF.	ADJ CONF.
Average RPI Loss:	179	RECORD	PCT. RANK	GAMES	SCHEDULE	OF SCHEDULE	RPI	RPI	RPI	RPI
DIV. I ONLY	1- 13	341	1-9	166	344	333	333	20	20	
DIV. I NON-CONF.	1- 12	335	1-8	121	347	323	323	20	20	
TOTALS	RPI 1-25	RPI 26-50	W-L RECORDS	RPI 51-100	RPI 101-150	RPI 150+				
1- 13	0- 0	0- 0	OVERALL	0- 2	0- 2	1- 9				
1- 7	0- 0	0- 0	HOME	0- 0	0- 1	1- 6				
0- 6	0- 0	0- 0	AWAY	0- 2	0- 1	0- 3				
0- 0	0- 0	0- 0	NEUTRAL	0- 0	0- 0	0- 0				
1- 12	0- 0	0- 0	NON-CONFERENCE	0- 2	0- 2	1- 8				
1- 6	0- 0	0- 0	HOME	0- 0	0- 1	1- 5				
0- 6	0- 0	0- 0	AWAY	0- 2	0- 1	0- 3				
0- 0	0- 0	0- 0	NEUTRAL	0- 0	0- 0	0- 0				
0- 1	0- 0	0- 0	CONFERENCE	0- 0	0- 0	0- 1				
0- 1	0- 0	0- 0	HOME	0- 0	0- 0	0- 1				
0- 0	0- 0	0- 0	AWAY	0- 0	0- 0	0- 0				
0- 0	0- 0	0- 0	NEUTRAL	0- 0	0- 0	0- 0				

RPI 1-25			RPI 26-50			RPI 51-100			RPI 101+			Team's RPI: 333
RPI	S	Opponent	Score	RPI	S	Opponent	Score	RPI	S	Opponent	Score	
						77 A North Carolina	55 92	107 A Davidson		51 101		
						90 A Elon	24 68	117 H Coastal Caro.		43 66		
								160 H Tennessee Tech		58 62		
								162 H Campbell		40 61		
								168 H Cleveland St.		61 68		
								205 A Gardner-Webb		62 88		
								209 H UNC Asheville		47 64		
								224 H Chattanooga		52 59		
								229 A Col. of Charleston		62 73		
								244 H Winthrop		60 63		
								337 A USC Upstate		62 70		
								344 H Charleston So.		69 64		
LAST 10 Division I												
160	H	Tennessee Tech	58 62	224	H	Chattanooga	52 59					
168	H	Cleveland St.	61 68	229	A	Col. of Charleston	62 73					
344	H	Charleston So.	69 64	244	H	Winthrop	60 63					
205	A	Gardner-Webb	62 88	107	A	Davidson	51 101					
117	H	Coastal Caro.	43 66	209	H	UNC Asheville	47 64					

Non-Div I Games: Southern Wesleyan 70 37 UVa-Wise 64 55

Western Caro.

Average RPI Win:	288	WON-LOST	WINNING	LAST 10	STRENGTH OF	OPP. STRENGTH	TEAM	ADJ.	CONF.	ADJ CONF.
Average RPI Loss:	99	RECORD	PCT. RANK	GAMES	SCHEDULE	OF SCHEDULE	RPI	RPI	RPI	RPI
DIV. I ONLY	5- 9	238	4-6	225	170	236	236	19	19	
DIV. I NON-CONF.	3- 7	252	2-4	206	166	256	256	19	19	
TOTALS	RPI 1-25	RPI 26-50	W-L RECORDS	RPI 51-100	RPI 101-150	RPI 150+				
5- 9	0- 1	0- 2	OVERALL	0- 3	0- 1	5- 2				
3- 2	0- 0	0- 1	HOME	0- 0	0- 1	3- 0				
2- 5	0- 1	0- 1	AWAY	0- 2	0- 0	2- 1				
0- 2	0- 0	0- 0	NEUTRAL	0- 1	0- 0	0- 1				
3- 7	0- 1	0- 1	NON-CONFERENCE	0- 2	0- 1	3- 2				
2- 1	0- 0	0- 0	HOME	0- 0	0- 1	2- 0				
1- 4	0- 1	0- 1	AWAY	0- 1	0- 0	1- 1				
0- 2	0- 0	0- 0	NEUTRAL	0- 1	0- 0	0- 1				
2- 2	0- 0	0- 1	CONFERENCE	0- 1	0- 0	2- 0				
1- 1	0- 0	0- 1	HOME	0- 0	0- 0	1- 0				
1- 1	0- 0	0- 0	AWAY	0- 1	0- 0	1- 0				
0- 0	0- 0	0- 0	NEUTRAL	0- 0	0- 0	0- 0				

RPI 1-25				RPI 26-50				RPI 51-100				RPI 101+ Team's RPI: 236			
RPI	S	Opponent	Score	RPI	S	Opponent	Score	RPI	S	Opponent	Score	RPI	S	Opponent	Score
23	A	Purdue	59 66	28	A	Drake	75 94	78	N	Southern Ill.	65 79	110	H	Bradley	49 84
				41	H	South Dakota	65 96	89	A	Illinois St.	65 78	167	A	Missouri	89 97
								99	A	South Dakota St.	45 75	169	H	Southeast Mo. St.	97 91
												253	N	Eastern Ill.	52 60
												280	H	Indiana St.	83 72
												319	A	North Dakota St.	79 78
												324	H	Purdue Fort Wayne	79 68
												347	A	Chicago St.	88 78
LAST 10 Division I															
				41	H	South Dakota	65 96	324	H	Purdue Fort Wayne	79 68				
				253	N	Eastern Ill.	52 60	99	A	South Dakota St.	45 75				
				78	N	Southern Ill.	65 79	319	A	North Dakota St.	79 78				
				169	H	Southeast Mo. St.	97 91	89	A	Illinois St.	65 78				
				347	A	Chicago St.	88 78	28	A	Drake	75 94				

Non-Div I Games: Culver-Stockton 82 76 Ill.-Springfield 91 51 Mo. Baptist 90 69

Western Ill.

Loss, Non-Conf, S Site, H Home A Away N Neutral

Average RPI Win:	138	WON-LOST	WINNING	LAST 10	STRENGTH OF	OPP. STRENGTH	TEAM	ADJ.	CONF.	ADJ CONF.
Average RPI Loss:	111	RECORD	PCT. RANK	GAMES	SCHEDULE	OF SCHEDULE	RPI	RPI	RPI	RPI
DIV. I ONLY	9- 5	94	6-4	110	20	49	49	13	13	
DIV. I NON-CONF.	8- 3	68	5-2	92	5	26	26	15	15	
TOTALS	RPI 1-25	RPI 26-50	W-L RECORDS	RPI 51-100	RPI 101-150	RPI 150+				
9- 5	0- 2	2- 0	OVERALL	2- 0	2- 1	3- 2				
5- 0	0- 0	2- 0	HOME	1- 0	1- 0	1- 0				
3- 5	0- 2	0- 0	AWAY	1- 0	1- 1	1- 2				
1- 0	0- 0	0- 0	NEUTRAL	0- 0	0- 0	1- 0				
8- 3	0- 2	2- 0	NON-CONFERENCE	2- 0	1- 1	3- 0				
4- 0	0- 0	2- 0	HOME	1- 0	0- 0	1- 0				
3- 3	0- 2	0- 0	AWAY	1- 0	1- 1	1- 0				
1- 0	0- 0	0- 0	NEUTRAL	0- 0	0- 0	1- 0				
1- 2	0- 0	0- 0	CONFERENCE	0- 0	1- 0	0- 2				
1- 0	0- 0	0- 0	HOME	0- 0	1- 0	0- 0				
0- 2	0- 0	0- 0	AWAY	0- 0	0- 0	0- 2				
0- 0	0- 0	0- 0	NEUTRAL	0- 0	0- 0	0- 0				

RPI 1-25				RPI 26-50				Team's RPI: 49				RPI 51-100				RPI 101+			
RPI	S	Opponent	Score	RPI	S	Opponent	Score	RPI	S	Opponent	Score	RPI	S	Opponent	Score	RPI	S	Opponent	Score
5	A	Louisville	56 75	35	H	Central Mich.	93 58	79	A	Ball St.	91 86	122	A	Saint Mary's (CA)	73 80				
23	A	Purdue	50 67	42	H	Oklahoma	74 63	80	H	Belmont	77 46	135	H	UAB	69 65				
												143	A	Samford	88 84				
												151	A	Rice	65 73				
												193	H	Little Rock	77 58				
												215	N	Tulsa	76 63				
												255	A	North Texas	54 61				
												317	A	Mercer	75 62				
LAST 10 Division I																			
23	A	Purdue	50 67	135	H	UAB	69 65												
143	A	Samford	88 84	151	A	Rice	65 73												
79	A	Ball St.	91 86	255	A	North Texas	54 61												
42	H	Oklahoma	74 63	215	N	Tulsa	76 63												
122	A	Saint Mary's (CA)	73 80	193	H	Little Rock	77 58												

Non-Div I Games:

Western Ky.

■ Loss,
■ Non-Conf, S Site,
■ Home
■ Away
N Neutral

Average RPI Win:	257	WON-LOST	WINNING	LAST 10	STRENGTH OF	OPP. STRENGTH	TEAM	ADJ.	CONF.	ADJ CONF.
Average RPI Loss:	125	RECORD	PCT. RANK	GAMES	SCHEDULE	OF SCHEDULE	RPI	RPI	RPI	RPI
DIV. I ONLY	8- 4	84	7-3	223	275	128	128	10	10	
DIV. I NON-CONF.	6- 4	122	5-3	243	308	163	163	10	10	
TOTALS	RPI 1-25	RPI 26-50	W-L RECORDS	RPI 51-100	RPI 101-150	RPI 150+				
8- 4	0- 0	0- 0	OVERALL	0- 2	1- 0	7- 2				
3- 1	0- 0	0- 0	HOME	0- 0	0- 0	3- 1				
3- 2	0- 0	0- 0	AWAY	0- 1	1- 0	2- 1				
2- 1	0- 0	0- 0	NEUTRAL	0- 1	0- 0	2- 0				
6- 4	0- 0	0- 0	NON-CONFERENCE	0- 2	1- 0	5- 2				
2- 1	0- 0	0- 0	HOME	0- 0	0- 0	2- 1				
2- 2	0- 0	0- 0	AWAY	0- 1	1- 0	1- 1				
2- 1	0- 0	0- 0	NEUTRAL	0- 1	0- 0	2- 0				
2- 0	0- 0	0- 0	CONFERENCE	0- 0	0- 0	2- 0				
1- 0	0- 0	0- 0	HOME	0- 0	0- 0	1- 0				
1- 0	0- 0	0- 0	AWAY	0- 0	0- 0	1- 0				
0- 0	0- 0	0- 0	NEUTRAL	0- 0	0- 0	0- 0				

RPI 1-25			RPI 26-50			RPI 51-100			RPI 101+			Team's RPI: 128
RPI	S	Opponent	Score	RPI	S	Opponent	Score	RPI	S	Opponent	Score	
						52 A Michigan	55 76	108 A Loyola Chicago			70 60	
						86 N Stony Brook	47 50	175 H Toledo			84 72	
								179 A UTEP			46 76	
								181 H Fla. Atlantic			79 80	
								183 A Akron			56 51	
								288 N Denver			79 70	
								296 N New Mexico St.			79 76	
								325 H Detroit Mercy			82 67	
								330 A UIC			80 52	
								347 H Chicago St.			90 69	
LAST 10 Division I												
						86 N Stony Brook	47 50	183 A Akron			56 51	
						288 N Denver	79 70	175 H Toledo			84 72	
						347 H Chicago St.	90 69	108 A Loyola Chicago			70 60	
						330 A UIC	80 52	179 A UTEP			46 76	
						296 N New Mexico St.	79 76	181 H Fla. Atlantic			79 80	

Non-Div I Games: Kentucky St. 80 41

Western Mich.

Loss, Non-Conf, S Site, H Home A Away N Neutral

Average RPI Win:	219	WON-LOST	WINNING	LAST 10	STRENGTH OF	OPP. STRENGTH	TEAM	ADJ.	CONF.	ADJ CONF.
Average RPI Loss:	72	RECORD	PCT. RANK	GAMES	SCHEDULE	OF SCHEDULE	RPI	RPI	RPI	RPI
DIV. I ONLY	8- 7	155	5-5	178	19	152	152	8	8	
DIV. I NON-CONF.	8- 5	117	5-3	229	34	141	141	8	8	
TOTALS	RPI 1-25	RPI 26-50	W-L RECORDS	RPI 51-100	RPI 101-150	RPI 150+				
8- 7	0- 3	1- 2	OVERALL	0- 0	1- 1	6- 1				
6- 2	0- 0	1- 1	HOME	0- 0	0- 1	5- 0				
1- 4	0- 3	0- 0	AWAY	0- 0	0- 0	1- 1				
1- 1	0- 0	0- 1	NEUTRAL	0- 0	1- 0	0- 0				
8- 5	0- 2	1- 2	NON-CONFERENCE	0- 0	1- 0	6- 1				
6- 1	0- 0	1- 1	HOME	0- 0	0- 0	5- 0				
1- 3	0- 2	0- 0	AWAY	0- 0	0- 0	1- 1				
1- 1	0- 0	0- 1	NEUTRAL	0- 0	1- 0	0- 0				
0- 2	0- 1	0- 0	CONFERENCE	0- 0	0- 1	0- 0				
0- 1	0- 0	0- 0	HOME	0- 0	0- 1	0- 0				
0- 1	0- 1	0- 0	AWAY	0- 0	0- 0	0- 0				
0- 0	0- 0	0- 0	NEUTRAL	0- 0	0- 0	0- 0				

RPI S	Opponent	Score	RPI S	Opponent	Score	RPI S	Opponent	Score	RPI S	Opponent	Score	Team's RPI: 152
1	A Missouri St.	55 68	26	N Virginia Tech	63 84				136	N Montana St.	66 64	
3	A UConn	55 83	39	H UNI	50 61				150	H Tulane	56 61	
13	A Creighton	46 56	42	H Oklahoma	88 83				188	H Eastern Mich.	63 52	
									225	H Southern U.	69 63	
									266	H Ark.-Pine Bluff	100 50	
									272	A Oral Roberts	66 79	
									281	A Louisiana Tech	88 80	
									304	H Houston Baptist	59 42	
									312	H Grambling	77 65	
LAST 10 Division I												
			26	N Virginia Tech	63 84		150	H Tulane	56 61			
			136	N Montana St.	66 64		3	A UConn	55 83			
			266	H Ark.-Pine Bluff	100 50		312	H Grambling	77 65			
			13	A Creighton	46 56		1	A Missouri St.	55 68			
			188	H Eastern Mich.	63 52		42	H Oklahoma	88 83			

Non-Div I Games:

Wichita St.

William & Mary

Through Games Of Jan. 10, 2020

Average RPI Win:	240	WON-LOST	WINNING	LAST 10	STRENGTH OF	OPP. STRENGTH	TEAM	ADJ.	CONF.	ADJ CONF.
Average RPI Loss:	104	RECORD	PCT. RANK	GAMES	SCHEDULE	OF SCHEDULE	RPI	RPI	RPI	RPI
DIV. I ONLY	10- 4	64	7-3	324	75	161	161	14	14	
DIV. I NON-CONF.	9- 2	40	6-1	337	86	146	146	14	14	
TOTALS	RPI 1-25	RPI 26-50	W-L RECORDS	RPI 51-100	RPI 101-150	RPI 150+				
10- 4	0- 0	0- 1	OVERALL	0- 1	1- 1	9- 1				
4- 2	0- 0	0- 0	HOME	0- 1	0- 0	4- 1				
6- 2	0- 0	0- 1	AWAY	0- 0	1- 1	5- 0				
0- 0	0- 0	0- 0	NEUTRAL	0- 0	0- 0	0- 0				
9- 2	0- 0	0- 0	NON-CONFERENCE	0- 1	1- 1	8- 0				
4- 1	0- 0	0- 0	HOME	0- 1	0- 0	4- 0				
5- 1	0- 0	0- 0	AWAY	0- 0	1- 1	4- 0				
0- 0	0- 0	0- 0	NEUTRAL	0- 0	0- 0	0- 0				
1- 2	0- 0	0- 1	CONFERENCE	0- 0	0- 0	1- 1				
0- 1	0- 0	0- 0	HOME	0- 0	0- 0	0- 1				
1- 1	0- 0	0- 1	AWAY	0- 0	0- 0	1- 0				
0- 0	0- 0	0- 0	NEUTRAL	0- 0	0- 0	0- 0				

RPI S	Opponent	Score	RPI S	Opponent	Score	RPI S	Opponent	Score	RPI S	Opponent	Score	Team's RPI: 161
31	A James Madison	70 84	51	H Old Dominion	58 69	112	A Richmond	73 76	126	A George Washington	63 51	
						163	A VCU	69 55	187	H Norfolk St.	65 56	
						221	H UNCW	55 72	227	A Delaware St.	73 52	
						237	A East Carolina	78 68	243	A Towson	83 75	
						268	A Army West Point	77 65	298	H UMES	78 50	
						309	H UMBC	76 48	342	H Hartford	61 44	
LAST 10 Division I												
126	A George Washington	63 51	221	H UNCW	55 72							
187	H Norfolk St.	65 56	243	A Towson	83 75							
163	A VCU	69 55	31	A James Madison	70 84							
51	H Old Dominion	58 69	342	H Hartford	61 44							
227	A Delaware St.	73 52	309	H UMBC	76 48							

Non-Div I Games:

William & Mary

Loss, Non-Conf, S Site, H Home A Away N Neutral

Winthrop

Through Games Of Jan. 10, 2020

Average RPI Win:	273	WON-LOST	WINNING	LAST 10	STRENGTH OF	OPP. STRENGTH	TEAM	ADJ.	CONF.	ADJ CONF.
Average RPI Loss:	180	RECORD	PCT. RANK	GAMES	SCHEDULE	OF SCHEDULE	RPI	RPI	RPI	RPI
DIV. I ONLY	6- 7	192	5-5	302	256	244	244	27	27	
DIV. I NON-CONF.	3- 6	235	2-4	313	198	296	296	27	27	
TOTALS	RPI 1-25	RPI 26-50	W-L RECORDS	RPI 51-100	RPI 101-150	RPI 150+				
6- 7	0- 1	0- 0	OVERALL	0- 1	0- 0	6- 5				
2- 3	0- 0	0- 0	HOME	0- 0	0- 0	2- 3				
4- 3	0- 1	0- 0	AWAY	0- 1	0- 0	4- 1				
0- 1	0- 0	0- 0	NEUTRAL	0- 0	0- 0	0- 1				
3- 6	0- 1	0- 0	NON-CONFERENCE	0- 1	0- 0	3- 4				
0- 3	0- 0	0- 0	HOME	0- 0	0- 0	0- 3				
3- 2	0- 1	0- 0	AWAY	0- 1	0- 0	3- 0				
0- 1	0- 0	0- 0	NEUTRAL	0- 0	0- 0	0- 1				
3- 1	0- 0	0- 0	CONFERENCE	0- 0	0- 0	3- 1				
2- 0	0- 0	0- 0	HOME	0- 0	0- 0	2- 0				
1- 1	0- 0	0- 0	AWAY	0- 0	0- 0	1- 1				
0- 0	0- 0	0- 0	NEUTRAL	0- 0	0- 0	0- 0				

RPI 1-25				RPI 26-50				RPI 51-100				RPI 101+ Team's RPI: 244			
RPI	S	Opponent	Score	RPI	S	Opponent	Score	RPI	S	Opponent	Score	RPI	S	Opponent	Score
18	A	Kentucky	36 91					51	A	Old Dominion	44 68	155	H	Hampton	72 66
												171	H	Iona	61 68
												205	A	Gardner-Webb	59 71
												221	A	UNCW	75 63
												229	H	Col. of Charleston	73 84
												286	H	High Point	69 63
												289	H	Ga. Southern	47 91
												294	N	Wofford	59 60
												307	A	N.C. Central	56 46
												333	A	Western Caro.	63 60
												337	A	USC Upstate	52 38
LAST 10 Division I															
155	H	Hampton	72 66	337	A	USC Upstate	52 38								
333	A	Western Caro.	63 60	205	A	Gardner-Webb	59 71								
221	A	UNCW	75 63	286	H	High Point	69 63								
18	A	Kentucky	36 91	289	H	Ga. Southern	47 91								
229	H	Col. of Charleston	73 84	294	N	Wofford	59 60								

Non-Div I Games:

Winthrop

■ Loss,
 ■ Non-Conf,
 S Site,
 ■ Home
 ■ Away
 N Neutral

Average RPI Win:	226	WON-LOST	WINNING	LAST 10	STRENGTH OF	OPP. STRENGTH	TEAM	ADJ.	CONF.	ADJ CONF.
Average RPI Loss:	35	RECORD	PCT. RANK	GAMES	SCHEDULE	OF SCHEDULE	RPI	RPI	RPI	RPI
DIV. I ONLY	9- 6	112	5-5	105	112	101	101	2	2	
DIV. I NON-CONF.	8- 3	68	4-2	223	152	94	94	3	3	
TOTALS	RPI 1-25	RPI 26-50	W-L RECORDS	RPI 51-100	RPI 101-150	RPI 150+				
9- 6	0- 2	0- 3	OVERALL	2- 1	0- 0	7- 0				
7- 1	0- 0	0- 1	HOME	1- 0	0- 0	6- 0				
1- 4	0- 2	0- 1	AWAY	0- 1	0- 0	1- 0				
1- 1	0- 0	0- 1	NEUTRAL	1- 0	0- 0	0- 0				
8- 3	0- 1	0- 2	NON-CONFERENCE	2- 0	0- 0	6- 0				
6- 0	0- 0	0- 0	HOME	1- 0	0- 0	5- 0				
1- 2	0- 1	0- 1	AWAY	0- 0	0- 0	1- 0				
1- 1	0- 0	0- 1	NEUTRAL	1- 0	0- 0	0- 0				
1- 3	0- 1	0- 1	CONFERENCE	0- 1	0- 0	1- 0				
1- 1	0- 0	0- 1	HOME	0- 0	0- 0	1- 0				
0- 2	0- 1	0- 0	AWAY	0- 1	0- 0	0- 0				
0- 0	0- 0	0- 0	NEUTRAL	0- 0	0- 0	0- 0				

RPI 1-25				RPI 26-50				RPI 51-100				RPI 101+ Team's RPI: 101			
RPI	S	Opponent	Score	RPI	S	Opponent	Score	RPI	S	Opponent	Score	RPI	S	Opponent	Score
22	A	Georgia Tech	41 60	30	A	Colorado	57 74	59	A	Nebraska	50 65	200	H	Penn St.	71 65
23	A	Purdue	61 72	34	H	Rutgers	61 64	72	H	North Florida	75 62	234	H	Milwaukee	71 40
				44	N	Arkansas	64 68	79	N	Ball St.	67 56	253	H	Eastern Ill.	63 55
												275	H	Alabama St.	85 67
												294	H	Wofford	78 65
												306	H	Prairie View	68 42
												319	A	North Dakota St.	64 63
LAST 10 Division I															
				34	H	Rutgers	61 64	59	A	Nebraska	50 65				
				306	H	Prairie View	68 42	200	H	Penn St.	71 65				
				275	H	Alabama St.	85 67	23	A	Purdue	61 72				
				319	A	North Dakota St.	64 63	44	N	Arkansas	64 68				
				22	A	Georgia Tech	41 60	79	N	Ball St.	67 56				

Non-Div I Games:

Wisconsin

■ Loss,
 ■ Non-Conf,
 ■ S Site,
 ■ H Home
 ■ A Away
 N Neutral

Wofford

Through Games Of Jan. 10, 2020

Average RPI Win:	251	WON-LOST	WINNING	LAST 10	STRENGTH OF	OPP. STRENGTH	TEAM	ADJ.	CONF.	ADJ CONF.
Average RPI Loss:	171	RECORD	PCT. RANK	GAMES	SCHEDULE	OF SCHEDULE	RPI	RPI	RPI	RPI
DIV. I ONLY	4- 9	261	4-6	198	307	294	294	20	20	
DIV. I NON-CONF.	4- 8	235	4-5	176	331	276	276	20	20	
TOTALS	RPI 1-25	RPI 26-50	W-L RECORDS	RPI 51-100	RPI 101-150	RPI 150+				
4- 9	0- 0	0- 0	OVERALL	0- 1	0- 4	4- 4				
3- 4	0- 0	0- 0	HOME	0- 0	0- 2	3- 2				
0- 5	0- 0	0- 0	AWAY	0- 1	0- 2	0- 2				
1- 0	0- 0	0- 0	NEUTRAL	0- 0	0- 0	1- 0				
4- 8	0- 0	0- 0	NON-CONFERENCE	0- 1	0- 3	4- 4				
3- 3	0- 0	0- 0	HOME	0- 0	0- 1	3- 2				
0- 5	0- 0	0- 0	AWAY	0- 1	0- 2	0- 2				
1- 0	0- 0	0- 0	NEUTRAL	0- 0	0- 0	1- 0				
0- 1	0- 0	0- 0	CONFERENCE	0- 0	0- 1	0- 0				
0- 1	0- 0	0- 0	HOME	0- 0	0- 1	0- 0				
0- 0	0- 0	0- 0	AWAY	0- 0	0- 0	0- 0				
0- 0	0- 0	0- 0	NEUTRAL	0- 0	0- 0	0- 0				

RPI 1-25				RPI 26-50				RPI 51-100				RPI 101+ Team's RPI: 294					
RPI	S	Opponent	Score	RPI	S	Opponent	Score	RPI	S	Opponent	Score	RPI	S	Opponent	Score		
								57	A	Kansas	64	83	101	A	Wisconsin	65	78
													117	H	Coastal Caro.	73	78
													133	A	Auburn	82	84
													143	H	Samford	58	74
													205	A	Gardner-Webb	53	67
													209	H	UNC Asheville	75	38
													212	A	Northern Ky.	72	80
													244	N	Winthrop	60	59
													251	H	Longwood	79	76
													283	H	Appalachian St.	51	54
													289	H	Ga. Southern	57	70
													301	H	Presbyterian	67	60
LAST 10 Division I																	
209	H	UNC Asheville	75	38	143	H	Samford	58	74								
283	H	Appalachian St.	51	54	57	A	Kansas	64	83								
289	H	Ga. Southern	57	70	212	A	Northern Ky.	72	80								
301	H	Presbyterian	67	60	251	H	Longwood	79	76								
244	N	Winthrop	60	59	117	H	Coastal Caro.	73	78								

Non-Div I Games: Brevard 82 34 Erskine 100 38 UNKNOWN 89 38

Wofford

Loss, Non-Conf, S Site, H Home A Away N Neutral

Average RPI Win:	197	WON-LOST	WINNING	LAST 10	STRENGTH OF	OPP. STRENGTH	TEAM	ADJ.	CONF.	ADJ CONF.
Average RPI Loss:	129	RECORD	PCT. RANK	GAMES	SCHEDULE	OF SCHEDULE	RPI	RPI	RPI	RPI
DIV. I ONLY	8- 7	155	5-5	160	152	127	127	17	17	
DIV. I NON-CONF.	4- 6	212	1-4	118	71	147	147	17	17	
TOTALS	RPI 1-25	RPI 26-50	W-L RECORDS	RPI 51-100	RPI 101-150	RPI 150+				
8- 7	0- 0	0- 0	OVERALL	1- 4	0- 1	7- 2				
3- 1	0- 0	0- 0	HOME	1- 1	0- 0	2- 0				
4- 4	0- 0	0- 0	AWAY	0- 2	0- 1	4- 1				
1- 2	0- 0	0- 0	NEUTRAL	0- 1	0- 0	1- 1				
4- 6	0- 0	0- 0	NON-CONFERENCE	1- 4	0- 1	3- 1				
1- 1	0- 0	0- 0	HOME	1- 1	0- 0	0- 0				
2- 3	0- 0	0- 0	AWAY	0- 2	0- 1	2- 0				
1- 2	0- 0	0- 0	NEUTRAL	0- 1	0- 0	1- 1				
4- 1	0- 0	0- 0	CONFERENCE	0- 0	0- 0	4- 1				
2- 0	0- 0	0- 0	HOME	0- 0	0- 0	2- 0				
2- 1	0- 0	0- 0	AWAY	0- 0	0- 0	2- 1				
0- 0	0- 0	0- 0	NEUTRAL	0- 0	0- 0	0- 0				

RPI 1-25				RPI 26-50				RPI 51-100				RPI 101+				Team's RPI: 127	
RPI	S	Opponent	Score	RPI	S	Opponent	Score	RPI	S	Opponent	Score	RPI	S	Opponent	Score		
								53	A	UCF	53	69	115	A	UT Arlington	62	68
								57	N	Kansas	63	74	153	A	Green Bay	70	58
								71	H	CSU Bakersfield	65	60	168	H	Cleveland St.	78	62
								82	A	Iowa St.	71	79	182	A	SMU	69	61
								83	H	Abilene Christian	64	83	185	H	Youngstown St.	91	41
													228	A	Xavier	86	74
													234	A	Milwaukee	58	60
													262	N	Loyola Maryland	66	51
													278	N	St. Bonaventure	56	57
													330	A	UIC	58	43
LAST 10 Division I																	
				153	A	Green Bay	70	58	330	A	UIC	58	43				
				234	A	Milwaukee	58	60	185	H	Youngstown St.	91	41				
				53	A	UCF	53	69	168	H	Cleveland St.	78	62				
				278	N	St. Bonaventure	56	57	182	A	SMU	69	61				
				82	A	Iowa St.	71	79	115	A	UT Arlington	62	68				

Non-Div I Games: Marian (IN) 64 60

Wright St.

■ Loss,
 ■ Non-Conf,
 ■ S Site,
 ■ H Home
 ■ A Away
 N Neutral

Wyoming

Through Games Of Jan. 10, 2020

Average RPI Win:	231	WON-LOST	WINNING	LAST 10	STRENGTH OF	OPP. STRENGTH	TEAM	ADJ.	CONF.	ADJ CONF.
Average RPI Loss:	160	RECORD	PCT. RANK	GAMES	SCHEDULE	OF SCHEDULE	RPI	RPI	RPI	RPI
DIV. I ONLY	6- 7	192	5-5	215	225	214	214	21	21	
DIV. I NON-CONF.	3- 5	224	2-3	191	210	250	250	25	25	
TOTALS	RPI 1-25	RPI 26-50	W-L RECORDS	RPI 51-100	RPI 101-150	RPI 150+				
6- 7	0- 1	0- 1	OVERALL	0- 1	2- 0	4- 4				
3- 4	0- 1	0- 1	HOME	0- 0	2- 0	1- 2				
3- 3	0- 0	0- 0	AWAY	0- 1	0- 0	3- 2				
0- 0	0- 0	0- 0	NEUTRAL	0- 0	0- 0	0- 0				
3- 5	0- 1	0- 1	NON-CONFERENCE	0- 1	1- 0	2- 2				
2- 3	0- 1	0- 1	HOME	0- 0	1- 0	1- 1				
1- 2	0- 0	0- 0	AWAY	0- 1	0- 0	1- 1				
0- 0	0- 0	0- 0	NEUTRAL	0- 0	0- 0	0- 0				
3- 2	0- 0	0- 0	CONFERENCE	0- 0	1- 0	2- 2				
1- 1	0- 0	0- 0	HOME	0- 0	1- 0	0- 1				
2- 1	0- 0	0- 0	AWAY	0- 0	0- 0	2- 1				
0- 0	0- 0	0- 0	NEUTRAL	0- 0	0- 0	0- 0				

RPI 1-25				RPI 26-50				RPI 51-100				RPI 101+ Team's RPI: 214			
RPI	S	Opponent	Score	RPI	S	Opponent	Score	RPI	S	Opponent	Score	RPI	S	Opponent	Score
8	H	Gonzaga	54 65	30	H	Colorado	56 66	99	A	South Dakota St.	40 67	106	H	Boise St.	73 68
												122	H	Saint Mary's (CA)	69 67
												172	A	New Mexico	73 66
												174	H	Northern Colo.	44 46
												233	H	Colorado St.	49 56
												288	A	Denver	57 71
												291	A	San Diego St.	60 67
												316	A	Air Force	65 63
												319	A	North Dakota St.	66 57
												350	H	Mississippi Val.	95 22
LAST 10 Division I															
8	H	Gonzaga	54 65	291	A	San Diego St.	60 67								
174	H	Northern Colo.	44 46	233	H	Colorado St.	49 56								
350	H	Mississippi Val.	95 22	106	H	Boise St.	73 68								
172	A	New Mexico	73 66	319	A	North Dakota St.	66 57								
316	A	Air Force	65 63	99	A	South Dakota St.	40 67								

Non-Div I Games: Colo. Christian 70 31

Wyoming

■ Loss,
 ■ Non-Conf, S Site,
 ■ Home
 ■ Away
 N Neutral

Average RPI Win: 187	WON-LOST	WINNING	LAST 10	STRENGTH OF	OPP. STRENGTH	TEAM	ADJ.	CONF.	ADJ CONF.
Average RPI Loss: 103	RECORD	PCT. RANK	GAMES	SCHEDULE	OF SCHEDULE	RPI	RPI	RPI	RPI
DIV. I ONLY	2- 13	325	1-9	32	139	228	228	6	6
DIV. I NON-CONF.	1- 10	329	0-6	18	182	247	247	6	6
TOTALS	RPI 1-25	RPI 26-50	W-L RECORDS	RPI 51-100	RPI 101-150	RPI 150+			
2- 13	0- 1	0- 1	OVERALL	0- 4	1- 6	1- 1			
1- 7	0- 0	0- 1	HOME	0- 2	1- 3	0- 1			
1- 4	0- 0	0- 0	AWAY	0- 2	0- 2	1- 0			
0- 2	0- 1	0- 0	NEUTRAL	0- 0	0- 1	0- 0			
1- 10	0- 1	0- 1	NON-CONFERENCE	0- 2	1- 5	0- 1			
1- 4	0- 0	0- 1	HOME	0- 0	1- 2	0- 1			
0- 4	0- 0	0- 0	AWAY	0- 2	0- 2	0- 0			
0- 2	0- 1	0- 0	NEUTRAL	0- 0	0- 1	0- 0			
1- 3	0- 0	0- 0	CONFERENCE	0- 2	0- 1	1- 0			
0- 3	0- 0	0- 0	HOME	0- 2	0- 1	0- 0			
1- 0	0- 0	0- 0	AWAY	0- 0	0- 0	1- 0			
0- 0	0- 0	0- 0	NEUTRAL	0- 0	0- 0	0- 0			

RPI 1-25				RPI 26-50				RPI 51-100				RPI 101+				Team's RPI: 228	
RPI	S	Opponent	Score	RPI	S	Opponent	Score	RPI	S	Opponent	Score	RPI	S	Opponent	Score		
17	N	Northwestern	59 79	30	H	Colorado	53 62	56	A	Temple	65 78	118	A	Rider	57 64		
								63	H	Seton Hall	61 83	121	N	Florida	64 67		
								64	H	St. John's (NY)	67 75	127	H	Wright St.	74 86		
								79	A	Ball St.	49 70	130	H	Cincinnati	78 85		
												134	H	Butler	70 78		
												142	H	Utah	70 63		
												148	A	Robert Morris	57 71		
												231	A	Georgetown	85 64		
												257	H	Eastern Ky.	55 56		
LAST 10 Division I																	
64	H	St. John's (NY)	67 75	231	A	Georgetown	85 64										
17	N	Northwestern	59 79	134	H	Butler	70 78										
121	N	Florida	64 67	63	H	Seton Hall	61 83										
130	H	Cincinnati	78 85	30	H	Colorado	53 62										
257	H	Eastern Ky.	55 56	148	A	Robert Morris	57 71										

Non-Div I Games:

Xavier

Average RPI Win:	208	WON-LOST	WINNING	LAST 10	STRENGTH OF	OPP. STRENGTH	TEAM	ADJ.	CONF.	ADJ CONF.
Average RPI Loss:	58	RECORD	PCT. RANK	GAMES	SCHEDULE	OF SCHEDULE	RPI	RPI	RPI	RPI
DIV. I ONLY	10- 3	50	8-2	127	192	55	55	9	9	
DIV. I NON-CONF.	10- 3	60	8-2	128	199	55	55	9	9	
TOTALS	RPI 1-25	RPI 26-50	W-L RECORDS	RPI 51-100	RPI 101-150	RPI 150+				
10- 3	0- 1	0- 0	OVERALL	1- 1	2- 1	7- 0				
5- 1	0- 0	0- 0	HOME	0- 1	1- 0	4- 0				
4- 2	0- 1	0- 0	AWAY	1- 0	0- 1	3- 0				
1- 0	0- 0	0- 0	NEUTRAL	0- 0	1- 0	0- 0				
10- 3	0- 1	0- 0	NON-CONFERENCE	1- 1	2- 1	7- 0				
5- 1	0- 0	0- 0	HOME	0- 1	1- 0	4- 0				
4- 2	0- 1	0- 0	AWAY	1- 0	0- 1	3- 0				
1- 0	0- 0	0- 0	NEUTRAL	0- 0	1- 0	0- 0				
0- 0	0- 0	0- 0	CONFERENCE	0- 0	0- 0	0- 0				
0- 0	0- 0	0- 0	HOME	0- 0	0- 0	0- 0				
0- 0	0- 0	0- 0	AWAY	0- 0	0- 0	0- 0				
0- 0	0- 0	0- 0	NEUTRAL	0- 0	0- 0	0- 0				

RPI 1-25				RPI 26-50				RPI 51-100 Team's RPI: 55				RPI 101+			
RPI	S	Opponent	Score	RPI	S	Opponent	Score	RPI	S	Opponent	Score	RPI	S	Opponent	Score
6	A	UCLA	65 100					64	H	St. John's (NY)	66 80	104	A	Colgate	67 70
								77	A	North Carolina	66 63	114	H	Providence	82 79
												123	N	Fresno St.	87 67
												204	A	Northeastern	78 63
												210	H	Quinnipiac	63 59
												232	H	Sacred Heart	87 40
												261	H	Wagner	87 68
												267	A	UMass Lowell	67 59
												271	A	LMU (CA)	81 65
												317	H	Mercer	68 60
LAST 10 Division I															
232	H	Sacred Heart	87 40	317	H	Mercer	68 60								
64	H	St. John's (NY)	66 80	261	H	Wagner	87 68								
271	A	LMU (CA)	81 65	77	A	North Carolina	66 63								
123	N	Fresno St.	87 67	204	A	Northeastern	78 63								
6	A	UCLA	65 100	267	A	UMass Lowell	67 59								

Non-Div I Games:

Yale

Average RPI Win:	236	WON-LOST	WINNING	LAST 10	STRENGTH OF	OPP. STRENGTH	TEAM	ADJ.	CONF.	ADJ CONF.
Average RPI Loss:	140	RECORD	PCT. RANK	GAMES	SCHEDULE	OF SCHEDULE	RPI	RPI	RPI	RPI
DIV. I ONLY	7- 7	162	5-5	231	208	185	185	17	17	
DIV. I NON-CONF.	5- 4	140	3-2	262	153	170	170	17	17	
TOTALS	RPI 1-25	RPI 26-50	W-L RECORDS	RPI 51-100	RPI 101-150	RPI 150+				
7- 7	0- 1	0- 0	OVERALL	1- 0	0- 3	6- 3				
5- 1	0- 0	0- 0	HOME	1- 0	0- 1	4- 0				
2- 6	0- 1	0- 0	AWAY	0- 0	0- 2	2- 3				
0- 0	0- 0	0- 0	NEUTRAL	0- 0	0- 0	0- 0				
5- 4	0- 1	0- 0	NON-CONFERENCE	0- 0	0- 2	5- 1				
3- 1	0- 0	0- 0	HOME	0- 0	0- 1	3- 0				
2- 3	0- 1	0- 0	AWAY	0- 0	0- 1	2- 1				
0- 0	0- 0	0- 0	NEUTRAL	0- 0	0- 0	0- 0				
2- 3	0- 0	0- 0	CONFERENCE	1- 0	0- 1	1- 2				
2- 0	0- 0	0- 0	HOME	1- 0	0- 0	1- 0				
0- 3	0- 0	0- 0	AWAY	0- 0	0- 1	0- 2				
0- 0	0- 0	0- 0	NEUTRAL	0- 0	0- 0	0- 0				

RPI S	Opponent	Score	RPI S	Opponent	Score	RPI S	Opponent	Score	RPI S	Opponent	Score	Team's RPI: 185
10	A Indiana	56 93				68	H IUPUI	75 73	127	A Wright St.	41 91	
									129	H Kent St.	73 82	
									148	A Robert Morris	43 58	
									168	A Cleveland St.	52 60	
									183	A Akron	62 91	
									188	H Eastern Mich.	79 77	
									212	A Northern Ky.	56 75	
									222	A Saint Francis (PA)	56 46	
									257	A Eastern Ky.	72 63	
									261	H Wagner	64 42	
									326	H Canisius	87 59	
									330	H UIC	77 65	
LAST 10 Division I												
330	H UIC	77 65	168	A Cleveland St.	52 60							
68	H IUPUI	75 73	127	A Wright St.	41 91							
10	A Indiana	56 93	212	A Northern Ky.	56 75							
222	A Saint Francis (PA)	56 46	261	H Wagner	64 42							
257	A Eastern Ky.	72 63	183	A Akron	62 91							

Non-Div I Games: Lake Erie 83 48 Muskingum 92 46

Youngstown St.

Loss, Non-Conf, S Site, H Home A Away N Neutral