



























RPI

Average RPI Win:	258	WON-LOST	WINNING	LAST 10	STRENGTH OF	OPP. STRENGTH	TEAM	ADJ.	CONF.	ADJ CONF.
Average RPI Loss:	108	RECORD	PCT. RANK	GAMES	SCHEDULE	OF SCHEDULE	RPI	RPI	RPI	RPI

DIV. I ONLY	6- 4	115	6-4	303	172	168	168	25	25
DIV. I NON-CONF.	3- 4	199	0- 0	143	174	140	140	22	22

TOTALS	RPI 1-25	RPI 26-50	W-L RECORDS	RPI 51-100	RPI 101-150	RPI 150+			
6- 4	0- 0	0- 1	OVERALL	0- 1	0- 2	6- 0			
1- 1	0- 0	0- 1	HOME	0- 0	0- 0	1- 0			
4- 3	0- 0	0- 0	AWAY	0- 1	0- 2	4- 0			
1- 0	0- 0	0- 0	NEUTRAL	0- 0	0- 0	1- 0			
3- 4	0- 0	0- 1	NON-CONFERENCE	0- 1	0- 2	3- 0			
0- 1	0- 0	0- 1	HOME	0- 0	0- 0	0- 0			
2- 3	0- 0	0- 0	AWAY	0- 1	0- 2	2- 0			
1- 0	0- 0	0- 0	NEUTRAL	0- 0	0- 0	1- 0			
3- 0	0- 0	0- 0	CONFERENCE	0- 0	0- 0	3- 0			
1- 0	0- 0	0- 0	HOME	0- 0	0- 0	1- 0			
2- 0	0- 0	0- 0	AWAY	0- 0	0- 0	2- 0			
0- 0	0- 0	0- 0	NEUTRAL	0- 0	0- 0	0- 0			

RPI 1-25	RPI 26-50	RPI 51-100	RPI 101+	Team's RPI: 168
RPI S Opponent Score	RPI S Opponent Score	RPI S Opponent Score	RPI S Opponent Score	
	50  Arkansas 68  80	94  FGCU 65  81	141  Texas Tech 54  105	
			146  Tulsa 63  75	
			189  New Mexico St. 58 46	
			204  Sam Houston St. 91 79	
			261 N Texas Southern 81 39	
			273  New Orleans 59 52	
			279  UTEP 70 69	
			340  McNeese 109 52	
LAST 12 Division I GAMES:				
	273  New Orleans 59 52	340  McNeese 109 52		
	141  Texas Tech 54  105	204  Sam Houston St. 91 79		
	94  FGCU 65  81	261 N Texas Southern 81 39		
	50  Arkansas 68  80	189  New Mexico St. 58 46		
	146  Tulsa 63  75			
	279  UTEP 70 69			

Non-Div I Games: Eastern N.M. 78 46 Southwest (NM) 90 47 Howard Payne 98 43 Schreiner 90 43 Abilene Christian

Average RPI Win:	221	WON-LOST	WINNING	LAST 10	STRENGTH OF	OPP. STRENGTH	TEAM	ADJ.	CONF.	ADJ CONF.
Average RPI Loss:	121	RECORD	PCT. RANK	GAMES	SCHEDULE	OF SCHEDULE	RPI	RPI	RPI	RPI
DIV. I ONLY	4- 9	254	3-7	67	213	194	194	11	11	
DIV. I NON-CONF.	3- 7	256	0- 0	70	259	197	197	10	10	

TOTALS	RPI 1-25	RPI 26-50	W-L RECORDS	RPI 51-100	RPI 101-150	RPI 150+				
4- 9	0- 1	0- 1	OVERALL	1- 2	0- 1	3- 4				
3- 3	0- 0	0- 0	HOME	1- 0	0- 1	2- 2				
1- 6	0- 1	0- 1	AWAY	0- 2	0- 0	1- 2				
0- 0	0- 0	0- 0	NEUTRAL	0- 0	0- 0	0- 0				
3- 7	0- 1	0- 1	NON-CONFERENCE	1- 1	0- 0	2- 4				
2- 2	0- 0	0- 0	HOME	1- 0	0- 0	1- 2				
1- 5	0- 1	0- 1	AWAY	0- 1	0- 0	1- 2				
0- 0	0- 0	0- 0	NEUTRAL	0- 0	0- 0	0- 0				
1- 2	0- 0	0- 0	CONFERENCE	0- 1	0- 1	1- 0				
1- 1	0- 0	0- 0	HOME	0- 0	0- 1	1- 0				
0- 1	0- 0	0- 0	AWAY	0- 1	0- 0	0- 0				
0- 0	0- 0	0- 0	NEUTRAL	0- 0	0- 0	0- 0				

RPI	S	Opponent	Score	RPI	S	Opponent	Score	RPI	S	Opponent	Score	RPI	S	Opponent	Score	Team's RPI: 194
8	A	Oregon	36 82	26	A	Northeastern	41 54	53	A	New Mexico	57 78	150	H	Utah St.	44 48	
								57	H	Northern Colo.	69 57	154	A	Denver	66 92	
								75	A	Minnesota	50 67	160	A	Portland	60 79	
												174	H	Colorado St.	63 48	
												230	H	George Mason	71 78	
												234	H	Navy	47 54	
												305	A	Army West Point	71 60	
												349	H	Fairleigh Dickinson	85 37	

LAST 12 Division I GAMES:																
160	A	Portland	60 79	174	H	Colorado St.	63 48	53	A	New Mexico	57 78	150	H	Utah St.	44 48	
234	H	Navy	47 54	57	H	Northern Colo.	69 57	8	A	Oregon	36 82	154	A	Denver	66 92	
75	A	Minnesota	50 67	26	A	Northeastern	41 54	349	H	Fairleigh Dickinson	85 37	160	A	Portland	60 79	
57	H	Northern Colo.	69 57	305	A	Army West Point	71 60	154	A	Denver	66 92	174	H	Colorado St.	63 48	

Non-Div I Games: Western St. 72 54

Air Force

Loss,
Non-Conf, S Site,
H Home
A Away
N Neutral

Average RPI Win: 283

Average RPI Loss: 55

WON-LOST
RECORDWINNING
PCT. RANKLAST 10
GAMESSTRENGTH OF
SCHEDULEOPP. STRENGTH
OF SCHEDULETEAM
RPIADJ.
RPICONF.
RPIADJ CONF.
RPIDIV. I ONLY
DIV. I NON-CONF.9- 3
8- 253
517-3
0- 0323
341203
191165
195165
1958
88
8

TOTALS

RPI 1-25

RPI 26-50

W-L RECORDS

RPI 51-100

RPI 101-150

RPI 150+

9- 3
3- 1
2- 2
4- 00- 2
0- 1
0- 1
0- 00- 0
0- 0
0- 0
0- 0OVERALL
HOME
AWAY
NEUTRAL0- 0
0- 0
0- 0
0- 00- 1
0- 0
0- 1
0- 09- 0
3- 0
2- 0
4- 08- 2
3- 1
1- 1
4- 00- 1
0- 1
0- 0
0- 00- 0
0- 0
0- 0
0- 0NON-CONFERENCE
HOME
AWAY
NEUTRAL0- 0
0- 0
0- 0
0- 00- 1
0- 0
0- 1
0- 08- 0
3- 0
1- 0
4- 01- 1
0- 0
1- 1
0- 00- 1
0- 0
0- 1
0- 00- 0
0- 0
0- 0
0- 0CONFERENCE
HOME
AWAY
NEUTRAL0- 0
0- 0
0- 0
0- 00- 0
0- 0
0- 0
0- 01- 0
0- 0
1- 0
0- 0

RPI 1-25

RPI 26-50

RPI 51-100

RPI 101+

Team's RPI: 165

RPI	S	Opponent	Score
18	H	Butler	47 63
21	A	Central Mich.	71 94

RPI	S	Opponent	Score
-----	---	----------	-------

RPI	S	Opponent	Score
-----	---	----------	-------

RPI	S	Opponent	Score
125	A	Youngstown St.	61 72
202	H	St. Bonaventure	67 58
254	N	Oakland	85 65
274	N	Northern Ky.	77 60
279	N	UTEP	64 57
282	A	N. C. A&T	49 36
292	A	Western Mich.	72 59
311	H	Canisius	62 53
326	H	Eastern Ky.	63 54
327	N	Jackson St.	74 57

LAST 12 Division I GAMES:

311	H	Canisius	62	53	292	A	Western Mich.	72	59
18	H	Butler	47	63	21	A	Central Mich.	71	94
202	H	St. Bonaventure	67	58	279	N	UTEP	64	57
326	H	Eastern Ky.	63	54	327	N	Jackson St.	74	57
125	A	Youngstown St.	61	72	254	N	Oakland	85	65
274	N	Northern Ky.	77	60	282	A	N. C. A&T	49	36

Non-Div I Games:

Malone

63 44

Akron

Loss,
 Non-Conf, S Site,
 H Home
A Away
 N Neutral

Alabama

Through Games Of Jan. 10, 2019

Average RPI Win:183

Average RPI Loss:88

WON-LOST
RECORD

WINNING
PCT. RANK

LAST 10
GAMES

STRENGTH OF
SCHEDULE

OPP. STRENGTH
OF SCHEDULE

TEAM
RPI

ADJ.
RPI

CONF.
RPI

ADJ CONF.
RPI

DIV. I ONLY

DIV. I NON-CONF.

9- 7

8- 5

137

120

4-6

0- 1

55

66

144

173

118

98

118

98

6

6

6

6

TOTALS

RPI 1-25

RPI 26-50

W-L RECORDS

RPI 51-100

RPI 101-150

RPI 150+

9- 7

0- 0

0- 3

OVERALL

2- 1

2- 1

5- 2

7- 2

0- 0

0- 1

HOME

2- 0

1- 0

4- 1

1- 2

0- 0

0- 1

AWAY

0- 1

0- 0

1- 0

1- 3

0- 0

0- 1

NEUTRAL

0- 0

1- 1

0- 1

8- 5

0- 0

0- 1

NON-CONFERENCE

2- 1

2- 1

4- 2

6- 1

0- 0

0- 0

HOME

2- 0

1- 0

3- 1

1- 1

0- 0

0- 0

AWAY

0- 1

0- 0

1- 0

1- 3

0- 0

0- 1

NEUTRAL

0- 0

1- 1

0- 1

1- 2

0- 0

0- 2

CONFERENCE

0- 0

0- 0

1- 0

1- 1

0- 0

0- 1

HOME

0- 0

0- 0

1- 0

0- 1

0- 0

0- 1

AWAY

0- 0

0- 0

0- 0

0- 0

0- 0

0- 0

NEUTRAL

0- 0

0- 0

0- 0

RPI 1-25

RPI 26-50

RPI 51-100

RPI 101+

Team's RPI: 118

RPI S Opponent Score

RPI S Opponent Score

RPI S Opponent Score

RPI S Opponent Score

34 N Mi ami (FL) 74 101

37 A South Carol ina 59 62

38 H Auburn 56 66

52 A Utah 62 72

69 H Cl emson 76 56

77 H Tul ane 69 58

122 N Vi rgi ni a 64 52

128 H Grambl ing 73 55

146 N Tul sa 73 80

151 N Loui si ana Tech 62 79

159 H South Alabama 67 72

215 H Fl ori da 74 67

231 H Stetson 59 47

236 H Southeastern La. 88 40

238 A SMU 62 61

335 H Northwestern St. 87 73

LAST 12 Di v i s i o n I GAMES:

34 N Mi ami (FL) 74 101

122 N Vi rgi ni a 64 52

335 H Northwestern St. 87 73

77 H Tul ane 69 58

159 H South Alabama 67 72

146 N Tul sa 73 80

151 N Loui si ana Tech 62 79

38 H Auburn 56 66

37 A South Carol ina 59 62

215 H Fl ori da 74 67

231 H Stetson 59 47

128 H Grambl ing 73 55

Non-Di v I Games:

Alabama

Loss, Non-Conf, S Site, H Home A Away N Neutral

Page 5

Non-Div I Games:

Alabama

Average RPI	Win: 277	WON-LOST RECORD	WINNING PCT. RANK	LAST 10 GAMES	STRENGTH OF SCHEDULE	OPP. STRENGTH OF SCHEDULE	TEAM RPI	ADJ. RPI	CONF. RPI	ADJ CONF. RPI
Average RPI	Loss: 192									
DIV. I ONLY	6- 7	188	5-5	308	324	262	262	28	28	
DIV. I NON-CONF.	5- 6	177	0- 0	271	334	244	244	25	25	

TOTALS	RPI 1-25	RPI 26-50	W-L RECORDS	RPI 51-100	RPI 101-150	RPI 150+				
6- 7	0- 0	0- 0	OVERALL	0- 1	0- 2	6- 4				
3- 3	0- 0	0- 0	HOME	0- 0	0- 1	3- 2				
2- 4	0- 0	0- 0	AWAY	0- 1	0- 1	2- 2				
1- 0	0- 0	0- 0	NEUTRAL	0- 0	0- 0	1- 0				
5- 6	0- 0	0- 0	NON-CONFERENCE	0- 1	0- 1	5- 4				
2- 2	0- 0	0- 0	HOME	0- 0	0- 0	2- 2				
2- 4	0- 0	0- 0	AWAY	0- 1	0- 1	2- 2				
1- 0	0- 0	0- 0	NEUTRAL	0- 0	0- 0	1- 0				
1- 1	0- 0	0- 0	CONFERENCE	0- 0	0- 1	1- 0				
1- 1	0- 0	0- 0	HOME	0- 0	0- 1	1- 0				
0- 0	0- 0	0- 0	AWAY	0- 0	0- 0	0- 0				
0- 0	0- 0	0- 0	NEUTRAL	0- 0	0- 0	0- 0				

RPI 1-25				RPI 26-50				RPI 51-100				RPI 101+ Team's RPI: 262			
RPI	S	Opponent	Score	RPI	S	Opponent	Score	RPI	S	Opponent	Score	RPI	S	Opponent	Score
								61	A	Kansas	54 65	128	H	Grambling	51 63
												143	A	Illinois	60 88
												173	A	UAB	47 82
												181	H	Jacksonville St.	48 55
												236	H	Southeastern La.	51 48
												239	N	Jacksonville	65 60
												269	A	Murray St.	59 53
												283	A	North Florida	63 62
												308	H	Tennessee St.	67 57
												324	H	Lipscomb	58 62
												327	H	Jackson St.	58 55
												337	A	Austin Peay	58 75
LAST 12 Division I GAMES:															
236	H	Southeastern La.	51 48	128	H	Grambling	51 63								
181	H	Jacksonville St.	48 55	327	H	Jackson St.	58 55								
337	A	Austin Peay	58 75	239	N	Jacksonville	65 60								
269	A	Murray St.	59 53	283	A	North Florida	63 62								
173	A	UAB	47 82	324	H	Lipscomb	58 62								
61	A	Kansas	54 65	308	H	Tennessee St.	67 57								

Non-Div I Games:

Alabama A&M

Average RPI	Win:	327	WON-LOST	WINNING	LAST 10	STRENGTH OF	OPP. STRENGTH	TEAM	ADJ.	CONF.	ADJ CONF.
Average RPI	Loss:	111	RECORD	PCT. RANK	GAMES	SCHEDULE	OF SCHEDULE	RPI	RPI	RPI	RPI
DIV. I ONLY		1- 11		333	2-8	14	301	233	233	28	28
DIV. I NON-CONF.		0- 10		336	0- 0	3	310	205	205	25	25

TOTALS	RPI 1-25		RPI 26-50		W-L RECORDS	RPI 51-100		RPI 101-150		RPI 150+	
1- 11	0- 1		0- 3		OVERALL	0- 1		0- 1		1- 5	
1- 4	0- 0		0- 1		HOME	0- 0		0- 1		1- 2	
0- 7	0- 1		0- 2		AWAY	0- 1		0- 0		0- 3	
0- 0	0- 0		0- 0		NEUTRAL	0- 0		0- 0		0- 0	
0- 10	0- 1		0- 3		NON-CONFERENCE	0- 1		0- 0		0- 5	
0- 3	0- 0		0- 1		HOME	0- 0		0- 0		0- 2	
0- 7	0- 1		0- 2		AWAY	0- 1		0- 0		0- 3	
0- 0	0- 0		0- 0		NEUTRAL	0- 0		0- 0		0- 0	
1- 1	0- 0		0- 0		CONFERENCE	0- 0		0- 1		1- 0	
1- 1	0- 0		0- 0		HOME	0- 0		0- 1		1- 0	
0- 0	0- 0		0- 0		AWAY	0- 0		0- 0		0- 0	
0- 0	0- 0		0- 0		NEUTRAL	0- 0		0- 0		0- 0	

RPI 1-25				RPI 26-50				RPI 51-100				RPI 101+				Team's RPI: 233
RPI	S	Opponent	Score	RPI	S	Opponent	Score	RPI	S	Opponent	Score	RPI	S	Opponent	Score	
19	A	Kentucky	35 87	37	H	South Carolina	38 94	99	A	Troy	46 116	128	H	Grambling	72 80	
				38	A	Auburn	50 83					153	A	Xavier	58 87	
				44	A	Georgia Tech	42 69					159	A	South Alabama	65 77	
												166	A	North Ala.	42 68	
												173	H	UAB	47 62	
												208	H	Samford	51 60	
												327	H	Jackson St.	74 67	

LAST 12 Division I GAMES:																
173	H	UAB	47 62	327	H	Jackson St.	74 67	128	H	Grambling	72 80					
159	A	South Alabama	65 77	38	A	Auburn	50 83	153	A	Xavier	58 87					
44	A	Georgia Tech	42 69	99	A	Troy	46 116	37	H	South Carolina	38 94					
166	A	North Ala.	42 68	19	A	Kentucky	35 87									
208	H	Samford	51 60													

Non-Div I Games: Mobile 69 63

Alabama St.

Loss,
Non-Conf, S Site,
H Home
A Away
N Neutral

Average RPI Win:	280	WON-LOST	WINNING	LAST 10	STRENGTH OF	OPP. STRENGTH	TEAM	ADJ.	CONF.	ADJ CONF.
Average RPI Loss:	202	RECORD	PCT. RANK	GAMES	SCHEDULE	OF SCHEDULE	RPI	RPI	RPI	RPI
DIV. I ONLY	4- 11	278	3-7	269	315	299	299	23	23	
DIV. I NON-CONF.	3- 10	278	0- 0	237	324	292	292	24	24	

TOTALS	RPI 1-25	RPI 26-50	W-L RECORDS	RPI 51-100	RPI 101-150	RPI 150+				
4- 11	0- 1	0- 0	OVERALL	0- 1	0- 2	4- 7				
2- 4	0- 0	0- 0	HOME	0- 0	0- 1	2- 3				
2- 7	0- 1	0- 0	AWAY	0- 1	0- 1	2- 4				
0- 0	0- 0	0- 0	NEUTRAL	0- 0	0- 0	0- 0				
3- 10	0- 1	0- 0	NON-CONFERENCE	0- 1	0- 2	3- 6				
1- 4	0- 0	0- 0	HOME	0- 0	0- 1	1- 3				
2- 6	0- 1	0- 0	AWAY	0- 1	0- 1	2- 3				
0- 0	0- 0	0- 0	NEUTRAL	0- 0	0- 0	0- 0				
1- 1	0- 0	0- 0	CONFERENCE	0- 0	0- 0	1- 1				
1- 0	0- 0	0- 0	HOME	0- 0	0- 0	1- 0				
0- 1	0- 0	0- 0	AWAY	0- 0	0- 0	0- 1				
0- 0	0- 0	0- 0	NEUTRAL	0- 0	0- 0	0- 0				

RPI 1-25				RPI 26-50				RPI 51-100				RPI 101+ Team's RPI: 299			
RPI	S	Opponent	Score	RPI	S	Opponent	Score	RPI	S	Opponent	Score	RPI	S	Opponent	Score
20	A	Rutgers	39 65					56	A	Purdue	41 53	112	H	Marist	56 74
												141	A	South Fla.	37 74
												193	A	Cornell	34 48
												229	H	Holy Cross	50 56
												246	H	Binghamton	61 56
												250	A	Monmouth	56 64
												258	A	Columbia	62 58
												275	A	St. Francis Brooklyn	67 60
												276	H	Central Conn. St.	53 60
												307	A	Vermont	39 52
												311	H	Canisius	42 48
												329	A	Lafayette	66 67
												341	H	Manhattan	60 54
LAST 12 Division I GAMES:															
275	A	St. Francis Brooklyn	67 60	307	A	Vermont	39 52								
112	H	Marist	56 74	246	H	Binghamton	61 56								
276	H	Central Conn. St.	53 60	258	A	Columbia	62 58								
329	A	Lafayette	66 67	56	A	Purdue	41 53								
311	H	Canisius	42 48	250	A	Monmouth	56 64								
229	H	Holy Cross	50 56	20	A	Rutgers	39 65								

Non-Div I Games:

Albany (NY)

Average RPI Win: **261**
 Average RPI Loss: **235**

WON-LOST
RECORD

WINNING
PCT. RANK

LAST 10
GAMES

STRENGTH OF
SCHEDULE

OPP. STRENGTH
OF SCHEDULE

TEAM
RPI

ADJ.
RPI

CONF.
RPI

ADJ CONF.
RPI

DIV. I ONLY	1- 10	331	2-8	342	320	351	351	28	28
DIV. I NON-CONF.	0- 9	336	0- 1	326	335	351	351	25	25
<hr/>									
TOTALS	RPI 1-25	RPI 26-50	W-L RECORDS	RPI 51-100	RPI 101-150	RPI 150+			
1- 10	0- 0	0- 0	OVERALL	0- 1	0- 0	1- 9			
1- 3	0- 0	0- 0	HOME	0- 0	0- 0	1- 3			
0- 6	0- 0	0- 0	AWAY	0- 1	0- 0	0- 5			
0- 1	0- 0	0- 0	NEUTRAL	0- 0	0- 0	0- 1			
0- 9	0- 0	0- 0	NON-CONFERENCE	0- 1	0- 0	0- 8			
0- 2	0- 0	0- 0	HOME	0- 0	0- 0	0- 2			
0- 6	0- 0	0- 0	AWAY	0- 1	0- 0	0- 5			
0- 1	0- 0	0- 0	NEUTRAL	0- 0	0- 0	0- 1			
1- 1	0- 0	0- 0	CONFERENCE	0- 0	0- 0	1- 1			
1- 1	0- 0	0- 0	HOME	0- 0	0- 0	1- 1			
0- 0	0- 0	0- 0	AWAY	0- 0	0- 0	0- 0			
0- 0	0- 0	0- 0	NEUTRAL	0- 0	0- 0	0- 0			

RPI 1-25				RPI 26-50				RPI 51-100				RPI 101+ Team's RPI: 351			
RPI	S	Opponent	Score	RPI	S	Opponent	Score	RPI	S	Opponent	Score	RPI	S	Opponent	Score
								83	A	TCU	31 88	163	H	Prairie View	61 82
												173	A	UAB	53 80
												189	N	New Mexico St.	64 82
												236	H	Southeastern La.	59 77
												240	A	Southern Miss.	47 66
												261	H	Texas Southern	53 52
												279	A	UTEP	51 77
												318	A	FIU	40 75
												333	H	Central Ark.	46 57
												335	A	Northwestern St.	65 78
<hr/>															
LAST 12 Division I GAMES:															
318	A	FIU	40 75	189	N	New Mexico St.	64 82								
240	A	Southern Miss.	47 66	163	H	Prairie View	61 82								
173	A	UAB	53 80	261	H	Texas Southern	53 52								
333	H	Central Ark.	46 57	83	A	TCU	31 88								
335	A	Northwestern St.	65 78	279	A	UTEP	51 77								
236	H	Southeastern La.	59 77												

Non-Div I Games:

Lane

58

70

Fisk

67

64

Rust

59

78

Alcorn

Loss, Non-Conf, S Site, H Home A Away N Neutral

American

American				Through Games Of Jan. 10, 2019							
Average RPI	Win:	240	WON-LOST	WINNING	LAST 10	STRENGTH OF	OPP. STRENGTH	TEAM	ADJ.	CONF.	ADJ CONF.
Average RPI	Loss:	96	RECORD	PCT. RANK	GAMES	SCHEDULE	OF SCHEDULE	RPI	RPI	RPI	RPI
DIV. I ONLY			6- 8	206	3-7	74	198	149	149	22	22
DIV. I NON-CONF.			4- 7	228	0- 0	76	159	182	182	23	23

TOTALS		RPI 1-25		RPI 26-50		W-L RECORDS		RPI 51-100	RPI 101-150		RPI 150+
6- 8		0- 1		0- 0		OVERALL		0- 4	1- 1		5- 2
4- 1		0- 0		0- 0		HOME		0- 1	1- 0		3- 0
2- 5		0- 0		0- 0		AWAY		0- 2	0- 1		2- 2
0- 2		0- 1		0- 0		NEUTRAL		0- 1	0- 0		0- 0
4- 7		0- 1		0- 0		NON-CONFERENCE		0- 3	1- 1		3- 2
3- 1		0- 0		0- 0		HOME		0- 1	1- 0		2- 0
1- 4		0- 0		0- 0		AWAY		0- 1	0- 1		1- 2
0- 2		0- 1		0- 0		NEUTRAL		0- 1	0- 0		0- 0
2- 1		0- 0		0- 0		CONFERENCE		0- 1	0- 0		2- 0
1- 0		0- 0		0- 0		HOME		0- 0	0- 0		1- 0
1- 1		0- 0		0- 0		AWAY		0- 1	0- 0		1- 0
0- 0		0- 0		0- 0		NEUTRAL		0- 0	0- 0		0- 0

American

RPI 1-25				RPI 26-50				RPI 51-100				RPI 101+ Team's RPI: 149			
RPI	S	Opponent	Score	RPI	S	Opponent	Score	RPI	S	Opponent	Score	RPI	S	Opponent	Score
3	N	Stanford	49 71					58	H	Ohio	67 77	122	A	Virginia	54 57
								65	A	Bucknell	56 71	146	H	Tulsa	68 52
								86	A	Penn St.	59 80	154	A	Denver	54 83
								94	N	FGCU	71 90	184	A	High Point	61 66
												230	H	George Mason	86 71
												234	A	Navy	58 45
												260	H	Colgate	76 57
												280	A	Hawaii	69 57
												288	H	UMBC	64 42

LAST 12 Division I GAMES:															
86	A	Penn St.	59 80	234	A	Navy	58 45								
122	A	Virginia	54 57	260	H	Colgate	76 57								
288	H	UMBC	64 42	65	A	Bucknell	56 71								
94	N	FGCU	71 90	58	H	Ohio	67 77								
3	N	Stanford	49 71	184	A	High Point	61 66								
280	A	Hawaii	69 57	154	A	Denver	54 83								

Non-Div I Games:

American

Loss, Non-Conf, S Site, H Home A Away N Neutral

Average RPI Win:	238	WON-LOST	WINNING	LAST 10	STRENGTH OF	OPP. STRENGTH	TEAM	ADJ.	CONF.	ADJ CONF.
Average RPI Loss:	118	RECORD	PCT. RANK	GAMES	SCHEDULE	OF SCHEDULE	RPI	RPI	RPI	RPI
DIV. I ONLY	7- 7	167	5-5	66	316	139	139	15	15	
DIV. I NON-CONF.	6- 5	143	0- 0	154	265	141	141	17	17	

TOTALS	RPI 1-25	RPI 26-50	W-L RECORDS	RPI 51-100	RPI 101-150	RPI 150+				
7- 7	0- 0	0- 2	OVERALL	0- 2	0- 1	7- 2				
6- 1	0- 0	0- 0	HOME	0- 1	0- 0	6- 0				
1- 6	0- 0	0- 2	AWAY	0- 1	0- 1	1- 2				
0- 0	0- 0	0- 0	NEUTRAL	0- 0	0- 0	0- 0				
6- 5	0- 0	0- 2	NON-CONFERENCE	0- 1	0- 0	6- 2				
5- 0	0- 0	0- 0	HOME	0- 0	0- 0	5- 0				
1- 5	0- 0	0- 2	AWAY	0- 1	0- 0	1- 2				
0- 0	0- 0	0- 0	NEUTRAL	0- 0	0- 0	0- 0				
1- 2	0- 0	0- 0	CONFERENCE	0- 1	0- 1	1- 0				
1- 1	0- 0	0- 0	HOME	0- 1	0- 0	1- 0				
0- 1	0- 0	0- 0	AWAY	0- 0	0- 1	0- 0				
0- 0	0- 0	0- 0	NEUTRAL	0- 0	0- 0	0- 0				

RPI	S	Opponent	Score	RPI	S	Opponent	Score	RPI	S	Opponent	Score	RPI	S	Opponent	Score	Team's RPI: 139
37	A	South Carolina	50 80	69	A	Clemson	48 87	131	A	UT Arlington	94 99	158	A	Davidson	81 78	
44	A	Georgia Tech	53 71	99	H	Troy	72 83	159	H	South Alabama	71 63	173	A	UAB	61 80	
								182	H	Elon	65 62	251	H	Wofford	94 70	
								259	H	Marshall	74 52	270	A	ETSU	64 95	
								321	H	UNC Greensboro	68 65	336	H	Col. of Charleston	80 66	

LAST 12 Division I GAMES:																
37	A	South Carolina	50 80	131	A	UT Arlington	94 99	159	H	South Alabama	71 63	251	H	Wofford	94 70	
336	H	Col. of Charleston	80 66	99	H	Troy	72 83	259	A	Clemson	48 87	321	H	UNC Greensboro	68 65	
270	A	ETSU	64 95	159	H	South Alabama	71 63	336	H	Col. of Charleston	80 66					
259	H	Marshall	74 52	69	A	Clemson	48 87									
182	H	Elon	65 62	251	H	Wofford	94 70									
158	A	Davidson	81 78	321	H	UNC Greensboro	68 65									

Non-Div I Games:

Appalachian St.

Average RPI Win: 194		WON-LOST	WINNING	LAST 10	STRENGTH OF		OPP. STRENGTH	TEAM	ADJ.	CONF.	ADJ CONF.
Average RPI Loss: 75		RECORD	PCT. RANK	GAMES	SCHEDULE		OF SCHEDULE	RPI	RPI	RPI	RPI
DIV. I ONLY		12- 2	24	9-1	190		114	59	59	2	2
DIV. I NON-CONF.		10- 1	19	0- 0	320		155	115	115	2	2

TOTALS		RPI 1-25		RPI 26-50	W-L RECORDS		RPI 51-100	RPI 101-150		RPI 150+	
12- 2		1- 0		0- 0	OVERALL		1- 2	2- 0		8- 0	
7- 1		1- 0		0- 0	HOME		0- 1	2- 0		4- 0	
3- 1		0- 0		0- 0	AWAY		1- 1	0- 0		2- 0	
2- 0		0- 0		0- 0	NEUTRAL		0- 0	0- 0		2- 0	
10- 1		0- 0		0- 0	NON-CONFERENCE		0- 1	2- 0		8- 0	
6- 1		0- 0		0- 0	HOME		0- 1	2- 0		4- 0	
2- 0		0- 0		0- 0	AWAY		0- 0	0- 0		2- 0	
2- 0		0- 0		0- 0	NEUTRAL		0- 0	0- 0		2- 0	
2- 1		1- 0		0- 0	CONFERENCE		1- 1	0- 0		0- 0	
1- 0		1- 0		0- 0	HOME		0- 0	0- 0		0- 0	
1- 1		0- 0		0- 0	AWAY		1- 1	0- 0		0- 0	
0- 0		0- 0		0- 0	NEUTRAL		0- 0	0- 0		0- 0	

RPI	S	Opponent	Score	RPI	S	Opponent	Score	RPI	S	Opponent	Score	RPI	S	Opponent	Score
13	H	Ari zona St.	51 39					52	A	Utah	64 80	102	H	Idaho St.	71 46
								88	A	Col orado	69 67	124	H	Montana	100 51
								97	H	Loyol a Marymount	64 66	160	N	Portland	92 70
												206	A	San Diego St.	69 60
												209	H	Northern Ari z.	71 47
												211	A	Long Beach St.	70 43
												279	H	UTEP	62 40
												290	H	Incarnate Word	84 42
												313	H	South Carolina St.	73 32
												334	N	Seattle U	84 54

LAST 12 Division I GAMES:															
211	A	Long Beach St.	70 43	52	A	Utah	64 80	124	H	Montana	100 51	88	A	Col orado	69 67
124	H	Montana	100 51	13	H	Ari zona St.	51 39	206	A	San Diego St.	69 60	209	H	Northern Ari z.	71 47
206	A	San Diego St.	69 60	209	H	Northern Ari z.	71 47	279	H	UTEP	62 40	290	H	Incarnate Word	84 42
290	H	Incarnate Word	84 42	279	H	UTEP	62 40	313	H	South Carolina St.	73 32	334	N	Seattle U	84 54
313	H	South Carolina St.	73 32	334	N	Seattle U	84 54								
160	N	Portland	92 70												

Non-Div I Games:

Ari zona

Average RPI Win:	131	WON-LOST	WINNING	LAST 10	STRENGTH OF	OPP. STRENGTH	TEAM	ADJ.	CONF.	ADJ CONF.
Average RPI Loss:	24	RECORD	PCT. RANK	GAMES	SCHEDULE	OF SCHEDULE	RPI	RPI	RPI	RPI
DIV. I ONLY	11- 3	45	9-1	11	40	13	13	2	2	
DIV. I NON-CONF.	9- 2	43	1- 0	48	21	18	18	2	2	
TOTALS	RPI 1-25	RPI 26-50	W-L RECORDS	RPI 51-100	RPI 101-150	RPI 150+				
11- 3	0- 2	1- 0	OVERALL	4- 1	1- 0	5- 0				
5- 1	0- 1	0- 0	HOME	1- 0	1- 0	3- 0				
4- 1	0- 0	1- 0	AWAY	2- 1	0- 0	1- 0				
2- 1	0- 1	0- 0	NEUTRAL	1- 0	0- 0	1- 0				
9- 2	0- 2	1- 0	NON-CONFERENCE	2- 0	1- 0	5- 0				
5- 1	0- 1	0- 0	HOME	1- 0	1- 0	3- 0				
2- 0	0- 0	1- 0	AWAY	0- 0	0- 0	1- 0				
2- 1	0- 1	0- 0	NEUTRAL	1- 0	0- 0	1- 0				
2- 1	0- 0	0- 0	CONFERENCE	2- 1	0- 0	0- 0				
0- 0	0- 0	0- 0	HOME	0- 0	0- 0	0- 0				
2- 1	0- 0	0- 0	AWAY	2- 1	0- 0	0- 0				
0- 0	0- 0	0- 0	NEUTRAL	0- 0	0- 0	0- 0				

RPI	S	Opponent	Score	RPI	S	Opponent	Score	RPI	S	Opponent	Score	RPI	S	Opponent	Score
6	H	Baylor	59 65	50	A	Arkansas	88 85	51	N	Kansas St.	65 51	146	H	Tulsa	70 52
7	N	Louisville	56 58					52	A	Utah	65 63	151	H	Louisiana Tech	80 44
								59	A	Arizona	39 51	152	N	Southern Ill.	82 38
								88	A	Colorado	76 70	174	A	Colorado St.	70 39
								100	H	Fresno St.	68 52	192	H	Southern U.	69 47
												290	H	Incarnate Word	81 43
LAST 12 Division I GAMES:															
51	N	Kansas St.	65 51	146	H	Tulsa	70 52	88	A	Colorado	76 70	52	A	Utah	65 63
174	A	Colorado St.	70 39	52	A	Utah	65 63	59	A	Arizona	39 51	100	H	Fresno St.	68 52
192	H	Southern U.	69 47	50	A	Arkansas	88 85								
151	H	Louisiana Tech	80 44												
152	N	Southern Ill.	82 38												
7	N	Louisville	56 58												

Non-Div I Games:

Arizona St.

Average RPI Win:	0	WON-LOST	WINNING	LAST 10	STRENGTH OF	OPP. STRENGTH	TEAM	ADJ.	CONF.	ADJ CONF.
Average RPI Loss:	158	RECORD	PCT. RANK	GAMES	SCHEDULE	OF SCHEDULE	RPI	RPI	RPI	RPI
DIV. I ONLY	0- 4	345	3-5	108	212	315	315	28	28	
DIV. I NON-CONF.	0- 3	336	0- 0	6	250	221	221	25	25	

TOTALS	RPI 1-25	RPI 26-50	W-L RECORDS	RPI 51-100	RPI 101-150	RPI 150+				
0- 4	0- 0	0- 0	OVERALL	0- 2	0- 0	0- 2				
0- 1	0- 0	0- 0	HOME	0- 0	0- 0	0- 1				
0- 3	0- 0	0- 0	AWAY	0- 2	0- 0	0- 1				
0- 0	0- 0	0- 0	NEUTRAL	0- 0	0- 0	0- 0				
0- 3	0- 0	0- 0	NON-CONFERENCE	0- 2	0- 0	0- 1				
0- 0	0- 0	0- 0	HOME	0- 0	0- 0	0- 0				
0- 3	0- 0	0- 0	AWAY	0- 2	0- 0	0- 1				
0- 0	0- 0	0- 0	NEUTRAL	0- 0	0- 0	0- 0				
0- 1	0- 0	0- 0	CONFERENCE	0- 0	0- 0	0- 1				
0- 1	0- 0	0- 0	HOME	0- 0	0- 0	0- 1				
0- 0	0- 0	0- 0	AWAY	0- 0	0- 0	0- 0				
0- 0	0- 0	0- 0	NEUTRAL	0- 0	0- 0	0- 0				

RPI 1-25				RPI 26-50				RPI 51-100				RPI 101+ Team's RPI : 315					
RPI	S	Opponent	Score	RPI	S	Opponent	Score	RPI	S	Opponent	Score	RPI	S	Opponent	Score		
								60	A	Oregon St.	33	89	241	A	Wi chi ta St.	39	76
								75	A	Mi nnesota	42	84	255	H	Mi ssi ssi ppi Val .	56	62

LAST 12 Di vi si on I GAMES:																	
								255	H	Mi ssi ssi ppi Val .	56	62					
								75	A	Mi nnesota	42	84					
								60	A	Oregon St.	33	89					
								241	A	Wi chi ta St.	39	76					

Non-Div I Games: LeMoyne-Owen 52 43 Paul Quinn 68 52 Philander Smith 48 53 Tougaloo 68 60 Ark. -Pine Bluff

ArkansasA
r
k
a
n
s
a
s

Arkansas

Average RPI Win:	249	WON-LOST	WINNING	LAST 10	STRENGTH OF	OPP. STRENGTH	TEAM	ADJ.	CONF.	ADJ CONF.
Average RPI Loss:	76	RECORD	PCT. RANK	GAMES	SCHEDULE	OF SCHEDULE	RPI	RPI	RPI	RPI
DIV. I ONLY	8- 6	131	7-3	132	215	129	129	15	15	
DIV. I NON-CONF.	5- 6	177	0- 0	145	105	172	172	17	17	

TOTALS	RPI 1-25	RPI 26-50	W-L RECORDS	RPI 51-100	RPI 101-150	RPI 150+				
8- 6	0- 0	0- 3	OVERALL	0- 1	1- 1	7- 1				
6- 1	0- 0	0- 0	HOME	0- 0	1- 0	5- 1				
2- 5	0- 0	0- 3	AWAY	0- 1	0- 1	2- 0				
0- 0	0- 0	0- 0	NEUTRAL	0- 0	0- 0	0- 0				
5- 6	0- 0	0- 3	NON-CONFERENCE	0- 1	1- 1	4- 1				
4- 1	0- 0	0- 0	HOME	0- 0	1- 0	3- 1				
1- 5	0- 0	0- 3	AWAY	0- 1	0- 1	1- 0				
0- 0	0- 0	0- 0	NEUTRAL	0- 0	0- 0	0- 0				
3- 0	0- 0	0- 0	CONFERENCE	0- 0	0- 0	3- 0				
2- 0	0- 0	0- 0	HOME	0- 0	0- 0	2- 0				
1- 0	0- 0	0- 0	AWAY	0- 0	0- 0	1- 0				
0- 0	0- 0	0- 0	NEUTRAL	0- 0	0- 0	0- 0				

RPI 1-25				RPI 26-50				RPI 51-100				RPI 101+				Team's RPI: 129
RPI	S	Opponent	Score	RPI	S	Opponent	Score	RPI	S	Opponent	Score	RPI	S	Opponent	Score	
				27	A	Missouri	50 70	72	A	Oklahoma St.	60 62	121	A	UT Martin	91 97	
				42	A	Texas A&M	56 97					146	H	Tulsa	73 60	
				43	A	Belmont	55 74					151	H	Louisiana Tech	70 80	
												159	A	South Alabama	77 64	
												255	H	Mississippi Val.	60 57	
												269	H	Murray St.	74 63	
												279	A	UTEP	67 66	
												289	H	Louisiana	87 75	
												294	H	Memphis	77 66	
												304	H	La. -Monroe	64 54	
LAST 12 Division I GAMES:																
304	H	La. -Monroe	64 54	159	A	South Alabama	77 64									
289	H	Louisiana	87 75	279	A	UTEP	67 66									
27	A	Missouri	50 70	269	H	Murray St.	74 63									
43	A	Belmont	55 74	42	A	Texas A&M	56 97									
255	H	Mississippi Val.	60 57	151	H	Louisiana Tech	70 80									
146	H	Tulsa	73 60	121	A	UT Martin	91 97									

Non-Div I Games:

Arkansas St.

Average RPI Win:	322	WON-LOST	WINNING	LAST 10	STRENGTH OF	OPP. STRENGTH	TEAM	ADJ.	CONF.	ADJ CONF.
Average RPI Loss:	145	RECORD	PCT. RANK	GAMES	SCHEDULE	OF SCHEDULE	RPI	RPI	RPI	RPI
DIV. I ONLY	5- 8	228	5-5	325	283	305	305	22	22	
DIV. I NON-CONF.	4- 6	212	0- 0	338	306	313	313	23	23	

TOTALS	RPI 1-25	RPI 26-50	W-L RECORDS	RPI 51-100	RPI 101-150	RPI 150+				
5- 8	0- 0	0- 0	OVERALL	0- 3	0- 2	5- 3				
3- 4	0- 0	0- 0	HOME	0- 2	0- 1	3- 1				
2- 4	0- 0	0- 0	AWAY	0- 1	0- 1	2- 2				
0- 0	0- 0	0- 0	NEUTRAL	0- 0	0- 0	0- 0				
4- 6	0- 0	0- 0	NON-CONFERENCE	0- 2	0- 1	4- 3				
2- 3	0- 0	0- 0	HOME	0- 1	0- 1	2- 1				
2- 3	0- 0	0- 0	AWAY	0- 1	0- 0	2- 2				
0- 0	0- 0	0- 0	NEUTRAL	0- 0	0- 0	0- 0				
1- 2	0- 0	0- 0	CONFERENCE	0- 1	0- 1	1- 0				
1- 1	0- 0	0- 0	HOME	0- 1	0- 0	1- 0				
0- 1	0- 0	0- 0	AWAY	0- 0	0- 1	0- 0				
0- 0	0- 0	0- 0	NEUTRAL	0- 0	0- 0	0- 0				

RPI 1-25				RPI 26-50				RPI 51-100				RPI 101+				Team's RPI: 305
RPI	S	Opponent	Score	RPI	S	Opponent	Score	RPI	S	Opponent	Score	RPI	S	Opponent	Score	
								65	H	Bucknel l	52 66	109	H	Yale	51 62	
								66	H	St. John's (NY)	49 60	140	A	Boston U.	51 63	
								83	A	TCU	38 63	194	H	Air Force	60 71	
												246	A	Binghamton	47 60	
												258	A	Columbia	49 70	
												275	H	St. Francis Brooklyn	69 57	
												317	H	Loyola Maryland	69 57	
												320	A	Wagner	61 46	
												349	H	Fairleigh Dickinson	62 40	
												350	A	LIU Brooklyn	57 42	

LAST 12 Division I GAMES:																
317	H	Loyola Maryland	69 57	65	H	Bucknel l	52 66	275	H	St. Francis Brooklyn	69 57					
140	A	Boston U.	51 63	246	A	Binghamton	47 60									
109	H	Yale	51 62	194	H	Air Force	60 71									
320	A	Wagner	61 46	66	H	St. John's (NY)	49 60									
349	H	Fairleigh Dickinson	62 40	258	A	Columbia	49 70									
83	A	TCU	38 63													

Non-Div I Games: Connecticut Col. 74 48

Army West Point

Average RPI Win: 175

Average RPI Loss: 16

WON-LOST
RECORDWINNING
PCT. RANKLAST 10
GAMESSTRENGTH OF
SCHEDULEOPP. STRENGTH
OF SCHEDULETEAM
RPIADJ.
RPICONF.
RPIADJ CONF.
RPIDIV. I ONLY
DIV. I NON-CONF.13- 2
11- 118
139-1
1- 0200
23620
2438
3538
356
66
6

TOTALS

RPI 1-25

RPI 26-50

W-L RECORDS

RPI 51-100

RPI 101-150

RPI 150+

13- 2

0- 1

1- 1

OVERALL

1- 0

3- 0

8- 0

6- 1

0- 0

0- 1

HOME

0- 0

2- 0

4- 0

5- 1

0- 1

0- 0

AWAY

1- 0

1- 0

3- 0

2- 0

0- 0

1- 0

NEUTRAL

0- 0

0- 0

1- 0

11- 1

0- 1

1- 0

NON-CONFERENCE

1- 0

2- 0

7- 0

6- 0

0- 0

0- 0

HOME

0- 0

2- 0

4- 0

3- 1

0- 1

0- 0

AWAY

1- 0

0- 0

2- 0

2- 0

0- 0

1- 0

NEUTRAL

0- 0

0- 0

1- 0

2- 1

0- 0

0- 1

CONFERENCE

0- 0

1- 0

1- 0

0- 1

0- 0

0- 1

HOME

0- 0

0- 0

0- 0

2- 0

0- 0

0- 0

AWAY

0- 0

1- 0

1- 0

0- 0

0- 0

0- 0

NEUTRAL

0- 0

0- 0

0- 0

RPI 1-25

RPI 26-50

Team's RPI: 38

RPI 51-100

RPI 101+

RPI	S	Opponent	Score
2	A	Iowa St.	64 67

RPI	S	Opponent	Score
30	H	Tennessee	69 78
41	N	North Carolina	86 81

RPI	S	Opponent	Score
53	A	New Mexico	79 76

RPI	S	Opponent	Score
118	A	Alabama	66 56
128	H	Grambling	97 48
138	H	Oklahoma	95 79
176	H	Nicholls St.	80 59
182	A	Elon	96 44
201	N	Coastal Caro.	84 78
208	H	Samford	73 46
215	A	Florida	64 56
233	H	Alabama St.	83 50
287	A	Saint Joseph's	81 70
289	H	Louisiana	71 59

LAST 12 Division I GAMES:

2	A	Iowa St.	64	67	53	A	New Mexico	79	76
118	A	Alabama	66	56	41	N	North Carolina	86	81
215	A	Florida	64	56	201	N	Coastal Caro.	84	78
30	H	Tennessee	69	78	208	H	Samford	73	46
233	H	Alabama St.	83	50	287	A	Saint Joseph's	81	70
182	A	Elon	96	44	138	H	Oklahoma	95	79

Non-Div I Games:

Xavier (LA)

77 58

Auburn

Loss,
 Non-Conf, S Site,
 H Home
A Away
 N Neutral

Average RPI Win:	275	WON-LOST	WINNING	LAST 10	STRENGTH OF	OPP. STRENGTH	TEAM	ADJ.	CONF.	ADJ CONF.
Average RPI Loss:	214	RECORD	PCT. RANK	GAMES	SCHEDULE	OF SCHEDULE	RPI	RPI	RPI	RPI
DIV. I ONLY	5- 7	214	5-5	351	209	337	337	21	21	
DIV. I NON-CONF.	3- 6	241	0- 0	349	203	345	345	20	20	

TOTALS	RPI 1-25	RPI 26-50	W-L RECORDS	RPI 51-100	RPI 101-150	RPI 150+				
5- 7	0- 0	0- 0	OVERALL	0- 0	0- 1	5- 6				
5- 1	0- 0	0- 0	HOME	0- 0	0- 0	5- 1				
0- 6	0- 0	0- 0	AWAY	0- 0	0- 1	0- 5				
0- 0	0- 0	0- 0	NEUTRAL	0- 0	0- 0	0- 0				
3- 6	0- 0	0- 0	NON-CONFERENCE	0- 0	0- 1	3- 5				
3- 1	0- 0	0- 0	HOME	0- 0	0- 0	3- 1				
0- 5	0- 0	0- 0	AWAY	0- 0	0- 1	0- 4				
0- 0	0- 0	0- 0	NEUTRAL	0- 0	0- 0	0- 0				
2- 1	0- 0	0- 0	CONFERENCE	0- 0	0- 0	2- 1				
2- 0	0- 0	0- 0	HOME	0- 0	0- 0	2- 0				
0- 1	0- 0	0- 0	AWAY	0- 0	0- 0	0- 1				
0- 0	0- 0	0- 0	NEUTRAL	0- 0	0- 0	0- 0				

RPI 1-25				RPI 26-50				RPI 51-100				RPI 101+				Team's RPI: 337
RPI	S	Opponent	Score	RPI	S	Opponent	Score	RPI	S	Opponent	Score	RPI	S	Opponent	Score	
												132	A	Cincinnati	48	69
												172	A	Illinois St.	49	61
												179	A	Vanderbilt	70	99
												190	H	Morehead St.	81	80
												199	A	Southeast Mo. St.	54	64
												216	A	Western Ill.	72	77
												255	H	Mississippi Val.	89	95
												262	H	Alabama A&M	75	58
												274	H	Northern Ky.	52	48
												324	H	Lipscomb	70	58
												326	H	Eastern Ky.	100	65
												345	A	Evansville	52	56
LAST 12 Division I GAMES:																
				190	H	Morehead St.	81 80					199	A	Southeast Mo. St.	54	64
				326	H	Eastern Ky.	100 65					324	H	Lipscomb	70	58
				345	A	Evansville	52 56					274	H	Northern Ky.	52	48
				262	H	Alabama A&M	75 58					255	H	Mississippi Val.	89	95
				172	A	Illinois St.	49 61					179	A	Vanderbilt	70	99
				216	A	Western Ill.	72 77					132	A	Cincinnati	48	69

Non-Div I Games: Christian Bros. 100 62 Trevecca Nazarene 90 78

Austin Peay

Average RPI Win:	168	WON-LOST	WINNING	LAST 10	STRENGTH OF	OPP. STRENGTH	TEAM	ADJ.	CONF.	ADJ CONF.
Average RPI Loss:	100	RECORD	PCT. RANK	GAMES	SCHEDULE	OF SCHEDULE	RPI	RPI	RPI	RPI
DIV. I ONLY	13- 3	34	8-2	104	125	32	32	7	7	
DIV. I NON-CONF.	8- 3	72	0- 0	130	109	62	62	7	7	

TOTALS	RPI 1-25	RPI 26-50	W-L RECORDS	RPI 51-100	RPI 101-150	RPI 150+				
13- 3	0- 1	0- 0	OVERALL	4- 1	1- 0	8- 1				
6- 1	0- 1	0- 0	HOME	2- 0	0- 0	4- 0				
5- 2	0- 0	0- 0	AWAY	1- 1	1- 0	3- 1				
2- 0	0- 0	0- 0	NEUTRAL	1- 0	0- 0	1- 0				
8- 3	0- 1	0- 0	NON-CONFERENCE	2- 1	1- 0	5- 1				
4- 1	0- 1	0- 0	HOME	1- 0	0- 0	3- 0				
2- 2	0- 0	0- 0	AWAY	0- 1	1- 0	1- 1				
2- 0	0- 0	0- 0	NEUTRAL	1- 0	0- 0	1- 0				
5- 0	0- 0	0- 0	CONFERENCE	2- 0	0- 0	3- 0				
2- 0	0- 0	0- 0	HOME	1- 0	0- 0	1- 0				
3- 0	0- 0	0- 0	AWAY	1- 0	0- 0	2- 0				
0- 0	0- 0	0- 0	NEUTRAL	0- 0	0- 0	0- 0				

RPI 1-25				RPI 26-50				Team's RPI: 32				RPI 51-100				RPI 101+			
RPI	S	Opponent	Score	RPI	S	Opponent	Score					RPI	S	Opponent	Score	RPI	S	Opponent	Score
22	H	Cal i forni a	52 70									52	A	Utah	67 78	150	A	Utah St.	62 57
												57	H	Northern Colo.	70 50	169	H	Pepperdi ne	83 58
												71	A	Paci fi c	77 74	174	H	Col orado St.	51 42
												83	N	TCU	61 58	177	A	Santa Clara	54 44
												97	H	Loyol a Marymount	55 44	197	H	Eastern Wash.	80 65
																210	H	UC Ri versi de	72 70
																225	A	Southern Utah	64 67
																243	A	San Franci sco	67 59
																266	A	Utah Valley	77 51
																285	N	Cal i forni a Bapti st	76 69
LAST 12 Di vi si on I GAMES:																			
				97	H	Loyol a Marymount	55 44					71	A	Paci fi c	77 74				
				169	H	Pepperdi ne	83 58					52	A	Utah	67 78				
				243	A	San Franci sco	67 59					266	A	Utah Valley	77 51				
				177	A	Santa Clara	54 44					225	A	Southern Utah	64 67				
				57	H	Northern Colo.	70 50					285	N	Cal i forni a Bapti st	76 69				
				174	H	Col orado St.	51 42					83	N	TCU	61 58				

Non-Di v I Games:

BYU

Average RPI Win:	201	WON-LOST	WINNING	LAST 10	STRENGTH OF	OPP. STRENGTH	TEAM	ADJ.	CONF.	ADJ CONF.
Average RPI Loss:	88	RECORD	PCT. RANK	GAMES	SCHEDULE	OF SCHEDULE	RPI	RPI	RPI	RPI
DIV. I ONLY	5- 8	228	4-5	142	37	195	195	8	8	
DIV. I NON-CONF.	4- 7	228	0- 1	158	16	208	208	8	8	

TOTALS	RPI 1-25	RPI 26-50	W-L RECORDS	RPI 51-100	RPI 101-150	RPI 150+				
5- 8	0- 1	0- 1	OVERALL	0- 3	2- 2	3- 1				
4- 2	0- 0	0- 0	HOME	0- 1	1- 0	3- 1				
1- 3	0- 1	0- 0	AWAY	0- 1	1- 1	0- 0				
0- 3	0- 0	0- 1	NEUTRAL	0- 1	0- 1	0- 0				
4- 7	0- 1	0- 1	NON-CONFERENCE	0- 2	2- 2	2- 1				
3- 2	0- 0	0- 0	HOME	0- 1	1- 0	2- 1				
1- 2	0- 1	0- 0	AWAY	0- 0	1- 1	0- 0				
0- 3	0- 0	0- 1	NEUTRAL	0- 1	0- 1	0- 0				
1- 1	0- 0	0- 0	CONFERENCE	0- 1	0- 0	1- 0				
1- 0	0- 0	0- 0	HOME	0- 0	0- 0	1- 0				
0- 1	0- 0	0- 0	AWAY	0- 1	0- 0	0- 0				
0- 0	0- 0	0- 0	NEUTRAL	0- 0	0- 0	0- 0				

RPI 1-25				RPI 26-50				RPI 51-100				RPI 101+ Team's RPI: 195			
RPI	S	Opponent	Score	RPI	S	Opponent	Score	RPI	S	Opponent	Score	RPI	S	Opponent	Score
18	A	Butler	47 64	35	N	Duke	62 79	56	H	Purdue	38 80	110	N	Fordham	70 78
								70	N	Qui nni pi ac	66 69	111	A	Western Ky.	86 83
								89	A	Tol edo	58 65	132	H	Ci nci nnati	75 63
												144	A	Missouri St.	54 74
												179	H	Vanderbi l t	43 60
												203	H	Bowling Green	77 70
												253	H	Cleveland St.	67 62
												308	H	Tennessee St.	90 51

LAST 12 Division I GAMES:															
				35	N	Duke	62 79	70	N	Qui nni pi ac	66 69				
				203	H	Bowling Green	77 70	18	A	Butler	47 64				
				89	A	Tol edo	58 65	132	H	Ci nci nnati	75 63				
				308	H	Tennessee St.	90 51	110	N	Fordham	70 78				
				111	A	Western Ky.	86 83	144	A	Missouri St.	54 74				
				179	H	Vanderbi l t	43 60	253	H	Cleveland St.	67 62				

Non-Div I Games: Urbana

0 0

Ball St.

Loss,
Non-Conf, S Site,
H Home
A Away
N Neutral

Average RPI	Win:	118	WON-LOST	WINNING	LAST 10	STRENGTH OF	OPP. STRENGTH	TEAM	ADJ.	CONF.	ADJ CONF.
Average RPI	Loss:	3	RECORD	PCT. RANK	GAMES	SCHEDULE	OF SCHEDULE	RPI	RPI	RPI	RPI
DIV. I ONLY		12- 1		11	9-1	16	22	6	6	3	3
DIV. I NON-CONF.		10- 1		19	0- 0	28	15	6	6	3	3

TOTALS	RPI 1-25		RPI 26-50		W-L RECORDS	RPI 51-100		RPI 101-150		RPI 150+	
12- 1	2- 1		2- 0		OVERALL	2- 0		1- 0		5- 0	
7- 0	1- 0		0- 0		HOME	1- 0		0- 0		5- 0	
3- 1	1- 1		1- 0		AWAY	0- 0		1- 0		0- 0	
2- 0	0- 0		1- 0		NEUTRAL	1- 0		0- 0		0- 0	
10- 1	2- 1		2- 0		NON-CONFERENCE	1- 0		0- 0		5- 0	
6- 0	1- 0		0- 0		HOME	0- 0		0- 0		5- 0	
2- 1	1- 1		1- 0		AWAY	0- 0		0- 0		0- 0	
2- 0	0- 0		1- 0		NEUTRAL	1- 0		0- 0		0- 0	
2- 0	0- 0		0- 0		CONFERENCE	1- 0		1- 0		0- 0	
1- 0	0- 0		0- 0		HOME	1- 0		0- 0		0- 0	
1- 0	0- 0		0- 0		AWAY	0- 0		1- 0		0- 0	
0- 0	0- 0		0- 0		NEUTRAL	0- 0		0- 0		0- 0	

RPI	S	Opponent	Score	RPI	S	Opponent	Score	RPI	S	Opponent	Score	RPI	S	Opponent	Score
3	A	Stanford	63 68	31	N	South Dakota St.	72 66	51	H	Kansas St.	65 50	141	A	Texas Tech	73 56
5	H	UConn	68 57	37	A	South Carolina	94 69	87	N	Georgetown	67 46	176	H	Ni choll s St.	100 39
13	A	Ari zona St.	65 59									190	H	Morehead St.	96 58
												192	H	Southern U.	94 49
												220	H	Saint Francis (PA)	116 58
												267	H	UTRGV	98 37

LAST 12 Division I GAMES:															
141	A	Texas Tech	73 56	51	H	Kansas St.	65 50	87	N	Georgetown	67 46	31	N	South Dakota St.	72 66
5	H	UConn	68 57									192	H	Southern U.	94 49
267	H	UTRGV	98 37									13	A	Ari zona St.	65 59
3	A	Stanford	63 68									220	H	Saint Francis (PA)	116 58
190	H	Morehead St.	96 58												
37	A	South Carolina	94 69												

Non-Div I Games:

Bayl or

B
e
l
m
o
n
t

Belmont					Through Games Of Jan. 10, 2019						
Average RPI	Win:	170	WON-LOST	WINNING	LAST 10	STRENGTH OF	OPP. STRENGTH	TEAM	ADJ.	CONF.	ADJ CONF.
Average RPI	Loss:	62	RECORD	PCT. RANK	GAMES	SCHEDULE	OF SCHEDULE	RPI	RPI	RPI	RPI
DIV. I ONLY	9- 5	101	6-4	32	121	43	43	21	21		
DIV. I NON-CONF.	7- 4	109	0- 0	49	57	33	33	20	20		

TOTALS	RPI 1-25		RPI 26-50		W-L RECORDS	RPI 51-100		RPI 101-150		RPI 150+	
9- 5	0- 1		0- 1		OVERALL	2- 2		3- 1		4- 0	
5- 2	0- 0		0- 0		HOME	0- 1		2- 1		3- 0	
4- 3	0- 1		0- 1		AWAY	2- 1		1- 0		1- 0	
0- 0	0- 0		0- 0		NEUTRAL	0- 0		0- 0		0- 0	
7- 4	0- 1		0- 1		NON-CONFERENCE	2- 2		3- 0		2- 0	
3- 1	0- 0		0- 0		HOME	0- 1		2- 0		1- 0	
4- 3	0- 1		0- 1		AWAY	2- 1		1- 0		1- 0	
0- 0	0- 0		0- 0		NEUTRAL	0- 0		0- 0		0- 0	
2- 1	0- 0		0- 0		CONFERENCE	0- 0		0- 1		2- 0	
2- 1	0- 0		0- 0		HOME	0- 0		0- 1		2- 0	
0- 0	0- 0		0- 0		AWAY	0- 0		0- 0		0- 0	
0- 0	0- 0		0- 0		NEUTRAL	0- 0		0- 0		0- 0	

RPI 1-25				Team's RPI: 43		RPI 51-100		RPI 101+			
RPI	S	Opponent	Score	RPI	S	Opponent	Score	RPI	S	Opponent	Score
9	A	NC State	62 77	30	A	Tennessee	76 84	69	A	Clemson	62 65
								79	A	Middle Tenn.	45 38
								84	A	Wright St.	79 63
								89	H	Toledo	69 78
								115	H	Tennessee Tech	72 77
								120	A	Chattanooga	67 51
								129	H	Arkansas St.	74 55
								146	H	Tulsa	78 53
								181	H	Jacksonville St.	66 52
								190	H	Morehead St.	77 50
								274	A	Northern Ky.	71 53
								324	H	Lipscomb	83 43

LAST 12 Division I GAMES:											
115	H	Tennessee Tech	72 77	190	H	Morehead St.	77 50				
181	H	Jacksonville St.	66 52	69	A	Clemson	62 65				
30	A	Tennessee	76 84	89	H	Toledo	69 78				
129	H	Arkansas St.	74 55	274	A	Northern Ky.	71 53				
120	A	Chattanooga	67 51	79	A	Middle Tenn.	45 38				
324	H	Lipscomb	83 43	84	A	Wright St.	79 63				

B
e
l
m
o
n
t

Non-Div I Games:

Belmont

Average RPI Win:	287	WON-LOST	WINNING	LAST 10	STRENGTH OF	OPP. STRENGTH	TEAM	ADJ.	CONF.	ADJ CONF.
Average RPI Loss:	188	RECORD	PCT. RANK	GAMES	SCHEDULE	OF SCHEDULE	RPI	RPI	RPI	RPI
DIV. I ONLY	6- 5	144	6-4	339	248	217	217	32	32	
DIV. I NON-CONF.	5- 5	162	0- 0	330	224	245	245	32	32	

TOTALS	RPI 1-25	RPI 26-50	W-L RECORDS	RPI 51-100	RPI 101-150	RPI 150+				
6- 5	0- 0	0- 0	OVERALL	0- 0	0- 2	6- 3				
3- 0	0- 0	0- 0	HOME	0- 0	0- 0	3- 0				
2- 5	0- 0	0- 0	AWAY	0- 0	0- 2	2- 3				
1- 0	0- 0	0- 0	NEUTRAL	0- 0	0- 0	1- 0				
5- 5	0- 0	0- 0	NON-CONFERENCE	0- 0	0- 2	5- 3				
3- 0	0- 0	0- 0	HOME	0- 0	0- 0	3- 0				
1- 5	0- 0	0- 0	AWAY	0- 0	0- 2	1- 3				
1- 0	0- 0	0- 0	NEUTRAL	0- 0	0- 0	1- 0				
1- 0	0- 0	0- 0	CONFERENCE	0- 0	0- 0	1- 0				
0- 0	0- 0	0- 0	HOME	0- 0	0- 0	0- 0				
1- 0	0- 0	0- 0	AWAY	0- 0	0- 0	1- 0				
0- 0	0- 0	0- 0	NEUTRAL	0- 0	0- 0	0- 0				

RPI 1-25				RPI 26-50				RPI 51-100				RPI 101+				Team's RPI: 217
RPI	S	Opponent	Score	RPI	S	Opponent	Score	RPI	S	Opponent	Score	RPI	S	Opponent	Score	
												130	A	Charlotte	69	73
												141	A	South Fla.	39	88
												191	A	Georgia St.	57	62
												215	A	Florida	53	64
												239	A	Jacksonville	58	56
												264	A	Ga. Southern	76	77
												265	N	Kennesaw St.	64	61
												272	H	Liberty	81	76
												283	H	North Florida	76	60
												318	H	FIU	68	57
												343	A	N.C. Central	67	50
LAST 12 Division I GAMES:																
				130	A	Charlotte	69	73	343	A	N.C. Central	67	50			
				191	A	Georgia St.	57	62	264	A	Ga. Southern	76	77			
				265	N	Kennesaw St.	64	61	318	H	FIU	68	57			
				283	H	North Florida	76	60	141	A	South Fla.	39	88			
				215	A	Florida	53	64	272	H	Liberty	81	76			
				239	A	Jacksonville	58	56								

Non-Div I Games: Flagler 74 59 Edward Waters 73 46

Bethune-Cookman

Loss, Non-Conf, S Site, H Home A Away N Neutral

Average RPI	Win: 288	WON-LOST RECORD	WINNING PCT. RANK	LAST 10 GAMES	STRENGTH OF SCHEDULE	OPP. STRENGTH OF SCHEDULE	TEAM RPI	ADJ. RPI	CONF. RPI	ADJ CONF. RPI
Average RPI	Loss: 165									
DIV. I ONLY	4- 10	267	3-7	122	309	246	246	23	23	
DIV. I NON-CONF.	3- 8	267	0- 0	87	297	246	246	24	24	

TOTALS	RPI 1-25	RPI 26-50	W-L RECORDS	RPI 51-100	RPI 101-150	RPI 150+				
4- 10	0- 2	0- 0	OVERALL	0- 1	0- 2	4- 5				
3- 3	0- 0	0- 0	HOME	0- 0	0- 2	3- 1				
1- 7	0- 2	0- 0	AWAY	0- 1	0- 0	1- 4				
0- 0	0- 0	0- 0	NEUTRAL	0- 0	0- 0	0- 0				
3- 8	0- 2	0- 0	NON-CONFERENCE	0- 1	0- 1	3- 4				
3- 2	0- 0	0- 0	HOME	0- 0	0- 1	3- 1				
0- 6	0- 2	0- 0	AWAY	0- 1	0- 0	0- 3				
0- 0	0- 0	0- 0	NEUTRAL	0- 0	0- 0	0- 0				
1- 2	0- 0	0- 0	CONFERENCE	0- 0	0- 1	1- 1				
0- 1	0- 0	0- 0	HOME	0- 0	0- 1	0- 0				
1- 1	0- 0	0- 0	AWAY	0- 0	0- 0	1- 1				
0- 0	0- 0	0- 0	NEUTRAL	0- 0	0- 0	0- 0				

RPI 1-25				RPI 26-50				RPI 51-100				RPI 101+ Team's RPI: 246			
RPI	S	Opponent	Score	RPI	S	Opponent	Score	RPI	S	Opponent	Score	RPI	S	Opponent	Score
1	A	Notre Dame	53 103					58	A	Ohio	49 86	108	H	Lehigh	55 65
16	A	Marquette	40 93									136	H	Stony Brook	56 65
												193	H	Cornell	72 61
												223	A	Dartmouth	39 63
												235	H	Rider	57 62
												245	A	Niagara	72 79
												299	A	Albany (NY)	56 61
												305	H	Army West Point	60 47
												306	A	New Hampshire	71 62
												329	A	Lafayette	50 59
												349	H	Fairleigh Dickinson	73 54
LAST 12 Division I GAMES:															
299	A	Albany (NY)	56 61	136	H	Stony Brook	56 65								
223	A	Dartmouth	39 63	306	A	New Hampshire	71 62								
16	A	Marquette	40 93	349	H	Fairleigh Dickinson	73 54								
1	A	Notre Dame	53 103	305	H	Army West Point	60 47								
235	H	Rider	57 62	108	H	Lehigh	55 65								
245	A	Niagara	72 79	58	A	Ohio	49 86								

Non-Div I Games: Charleston (WV) 69 62 Caldwell 73 54

Binghamton

Average RPI	Win:	148	WON-LOST	WINNING	LAST 10	STRENGTH OF	OPP. STRENGTH	TEAM	ADJ.	CONF.	ADJ CONF.
Average RPI	Loss:	53	RECORD	PCT. RANK	GAMES	SCHEDULE	OF SCHEDULE	RPI	RPI	RPI	RPI
DIV. I ONLY		9- 2		31	8-2	169	8	45	45	11	11
DIV. I NON-CONF.		7- 2		59	1- 0	215	7	68	68	10	10

TOTALS	RPI 1-25		RPI 26-50		W-L RECORDS	RPI 51-100		RPI 101-150		RPI 150+	
9- 2	0- 1		1- 0		OVERALL	1- 1		2- 0		5- 0	
4- 1	0- 1		1- 0		HOME	0- 0		0- 0		3- 0	
2- 1	0- 0		0- 0		AWAY	0- 1		1- 0		1- 0	
3- 0	0- 0		0- 0		NEUTRAL	1- 0		1- 0		1- 0	
7- 2	0- 1		0- 0		NON-CONFERENCE	1- 1		2- 0		4- 0	
3- 1	0- 1		0- 0		HOME	0- 0		0- 0		3- 0	
1- 1	0- 0		0- 0		AWAY	0- 1		1- 0		0- 0	
3- 0	0- 0		0- 0		NEUTRAL	1- 0		1- 0		1- 0	
2- 0	0- 0		1- 0		CONFERENCE	0- 0		0- 0		1- 0	
1- 0	0- 0		1- 0		HOME	0- 0		0- 0		0- 0	
1- 0	0- 0		0- 0		AWAY	0- 0		0- 0		1- 0	
0- 0	0- 0		0- 0		NEUTRAL	0- 0		0- 0		0- 0	

RPI 1-25				RPI 26-50				Team's RPI: 45				RPI 51-100				RPI 101+			
RPI	S	Opponent	Score	RPI	S	Opponent	Score	RPI	S	Opponent	Score	RPI	S	Opponent	Score	RPI	S	Opponent	Score
7	H	Louisville	55 74	40	H	Wyoming	72 64	64	N	UNI	61 60	105	N	Idaho	91 85				
								98	A	Washington St.	71 95	114	A	Washington	73 69				
												157	H	CSUN	74 63				
												197	H	Eastern Wash.	67 55				
												206	A	San Diego St.	69 66				
												220	N	Saint Francis (PA)	78 64				
												225	H	Southern Utah	88 53				

LAST 12 Division I GAMES:																			
				40	H	Wyoming	72 64					114	A	Washington	73 69				
				225	H	Southern Utah	88 53					206	A	San Diego St.	69 66				
				220	N	Saint Francis (PA)	78 64					105	N	Idaho	91 85				
				197	H	Eastern Wash.	67 55					7	H	Louisville	55 74				
				98	A	Washington St.	71 95					157	H	CSUN	74 63				
				64	N	UNI	61 60												

Non-Div I Games: Southern Ore. 91 46 Northwest Chrst. 93 26

Boi se St.

Average RPI Win:	222	WON-LOST	WINNING	LAST 10	STRENGTH OF	OPP. STRENGTH	TEAM	ADJ.	CONF.	ADJ CONF.
Average RPI Loss:	64	RECORD	PCT. RANK	GAMES	SCHEDULE	OF SCHEDULE	RPI	RPI	RPI	RPI
DIV. I ONLY	12- 4	53	6-4	96	217	90	90	1	1	
DIV. I NON-CONF.	11- 2	33	1- 0	182	292	93	93	1	1	

TOTALS	RPI 1-25	RPI 26-50	W-L RECORDS	RPI 51-100	RPI 101-150	RPI 150+				
12- 4	0- 1	0- 1	OVERALL	0- 1	3- 1	9- 0				
7- 4	0- 1	0- 1	HOME	0- 1	1- 1	6- 0				
3- 0	0- 0	0- 0	AWAY	0- 0	2- 0	1- 0				
2- 0	0- 0	0- 0	NEUTRAL	0- 0	0- 0	2- 0				
11- 2	0- 0	0- 0	NON-CONFERENCE	0- 1	2- 1	9- 0				
7- 2	0- 0	0- 0	HOME	0- 1	1- 1	6- 0				
2- 0	0- 0	0- 0	AWAY	0- 0	1- 0	1- 0				
2- 0	0- 0	0- 0	NEUTRAL	0- 0	0- 0	2- 0				
1- 2	0- 1	0- 1	CONFERENCE	0- 0	1- 0	0- 0				
0- 2	0- 1	0- 1	HOME	0- 0	0- 0	0- 0				
1- 0	0- 0	0- 0	AWAY	0- 0	1- 0	0- 0				
0- 0	0- 0	0- 0	NEUTRAL	0- 0	0- 0	0- 0				

RPI 1-25				RPI 26-50				RPI 51-100				Team's RPI : 90				RPI 101+			
RPI	S	Opponent	Score	RPI	S	Opponent	Score	RPI	S	Opponent	Score	RPI	S	Opponent	Score	RPI	S	Opponent	Score
9	H	NC State	69 85	44	H	Georgi a Tech	76 81	75	H	Mi nnesota	69 77	106	A	Houston	64 57	107	A	Wake Forest	65 64
												126	H	Provi dence	57 61	140	H	Boston U.	78 51
												186	A	Rhode Isl and	88 64	223	H	Dartmouth	99 68
												229	H	Holy Cross	89 63	235	N	Ri der	112 61
												247	H	Campbel l	76 56	258	H	Col umbi a	74 60
												303	H	Bryant	83 46	309	H	Saint Peter' s	89 57
												317	N	Loyol a Maryl and	73 47				
LAST 12 Division I GAMES:																			
44	H	Georgi a Tech	76 81	235	N	Ri der	112 61												
223	H	Dartmouth	99 68	107	A	Wake Forest	65 64												
247	H	Campbel l	76 56	9	H	NC State	69 85												
140	H	Boston U.	78 51	258	H	Col umbi a	74 60												
75	H	Mi nnesota	69 77	126	H	Provi dence	57 61												
303	H	Bryant	83 46	317	N	Loyol a Maryl and	73 47												

Non-Div I Games:

Boston College

Average RPI Win:	249	WON-LOST	WINNING	LAST 10	STRENGTH OF	OPP. STRENGTH	TEAM	ADJ.	CONF.	ADJ CONF.
Average RPI Loss:	117	RECORD	PCT. RANK	GAMES	SCHEDULE	OF SCHEDULE	RPI	RPI	RPI	RPI
DIV. I ONLY	7- 6	146	6-4	171	225	140	140	22	22	
DIV. I NON-CONF.	4- 6	212	0- 0	146	199	199	199	23	23	

TOTALS	RPI 1-25	RPI 26-50	W-L RECORDS	RPI 51-100	RPI 101-150	RPI 150+				
7- 6	0- 0	0- 1	OVERALL	1- 2	0- 1	6- 2				
5- 0	0- 0	0- 0	HOME	0- 0	0- 0	5- 0				
2- 6	0- 0	0- 1	AWAY	1- 2	0- 1	1- 2				
0- 0	0- 0	0- 0	NEUTRAL	0- 0	0- 0	0- 0				
4- 6	0- 0	0- 1	NON-CONFERENCE	0- 2	0- 1	4- 2				
4- 0	0- 0	0- 0	HOME	0- 0	0- 0	4- 0				
0- 6	0- 0	0- 1	AWAY	0- 2	0- 1	0- 2				
0- 0	0- 0	0- 0	NEUTRAL	0- 0	0- 0	0- 0				
3- 0	0- 0	0- 0	CONFERENCE	1- 0	0- 0	2- 0				
1- 0	0- 0	0- 0	HOME	0- 0	0- 0	1- 0				
2- 0	0- 0	0- 0	AWAY	1- 0	0- 0	1- 0				
0- 0	0- 0	0- 0	NEUTRAL	0- 0	0- 0	0- 0				

RPI 1-25				RPI 26-50				RPI 51-100				RPI 101+				Team's RPI: 140	
RPI	S	Opponent	Score	RPI	S	Opponent	Score	RPI	S	Opponent	Score	RPI	S	Opponent	Score		
				26	A	Northeastern	51 81	63	A	Harvard	47 67	112	A	Marist	57 68		
								65	A	Bucknell	70 62	188	A	Massachusetts	55 66		
								90	A	Boston College	51 78	207	H	Delaware	72 61		
												223	A	Dartmouth	44 64		
												242	H	Brown	72 51		
												303	H	Bryant	67 65		
												305	H	Army West Point	63 51		
												306	H	New Hampshire	60 39		
												317	A	Loyola Maryland	64 62		
LAST 12 Division I GAMES:																	
				63	A	Harvard	47 67	317	A	Loyola Maryland	64 62						
				90	A	Boston College	51 78	65	A	Bucknell	70 62						
				188	A	Massachusetts	55 66	305	H	Army West Point	63 51						
				223	A	Dartmouth	44 64	303	H	Bryant	67 65						
				207	H	Delaware	72 61	112	A	Marist	57 68						
				306	H	New Hampshire	60 39	242	H	Brown	72 51						

Non-Div I Games:

Boston U.

Average RPI Win:	294	WON-LOST	WINNING	LAST 10	STRENGTH OF	OPP. STRENGTH	TEAM	ADJ.	CONF.	ADJ CONF.
Average RPI Loss:	175	RECORD	PCT. RANK	GAMES	SCHEDULE	OF SCHEDULE	RPI	RPI	RPI	RPI
DIV. I ONLY	6- 6	167	5-5	244	325	203	203	8	8	
DIV. I NON-CONF.	6- 4	125	0- 0	226	321	165	165	8	8	

TOTALS	RPI 1-25	RPI 26-50	W-L RECORDS	RPI 51-100	RPI 101-150	RPI 150+				
6- 6	0- 1	0- 0	OVERALL	0- 0	0- 0	6- 5				
4- 1	0- 0	0- 0	HOME	0- 0	0- 0	4- 1				
2- 4	0- 1	0- 0	AWAY	0- 0	0- 0	2- 3				
0- 1	0- 0	0- 0	NEUTRAL	0- 0	0- 0	0- 1				
6- 4	0- 1	0- 0	NON-CONFERENCE	0- 0	0- 0	6- 3				
4- 0	0- 0	0- 0	HOME	0- 0	0- 0	4- 0				
2- 3	0- 1	0- 0	AWAY	0- 0	0- 0	2- 2				
0- 1	0- 0	0- 0	NEUTRAL	0- 0	0- 0	0- 1				
0- 2	0- 0	0- 0	CONFERENCE	0- 0	0- 0	0- 2				
0- 1	0- 0	0- 0	HOME	0- 0	0- 0	0- 1				
0- 1	0- 0	0- 0	AWAY	0- 0	0- 0	0- 1				
0- 0	0- 0	0- 0	NEUTRAL	0- 0	0- 0	0- 0				

RPI 1-25				RPI 26-50				RPI 51-100				RPI 101+				Team's RPI: 203
RPI	S	Opponent	Score	RPI	S	Opponent	Score	RPI	S	Opponent	Score	RPI	S	Opponent	Score	
25	A	Michigan St.	69 99									153	A	Xavier	49 65	
												183	N	Mercer	63 76	
												195	A	Ball St.	70 77	
												201	A	Coastal Caro.	80 81	
												249	H	Loyol a Chi cago	88 74	
												259	H	Marshall	99 76	
												292	H	Western Mi ch.	82 84	
												297	H	Robert Morris	61 60	
												311	A	Canis ius	74 53	
												316	A	Val parai so	79 72	
												332	H	Detroit Mercy	79 73	
LAST 12 Division I GAMES:																
332	H	Detroit Mercy	79 73	195	A	Ball St.	70 77									
311	A	Canis ius	74 53	292	H	Western Mi ch.	82 84									
153	A	Xavi er	49 65	316	A	Val parai so	79 72									
183	N	Mercer	63 76	297	H	Robert Morris	61 60									
201	A	Coastal Caro.	80 81	259	H	Marshall	99 76									
249	H	Loyol a Chi cago	88 74	25	A	Michigan St.	69 99									

Non-Div I Games: Davis & Elkins 63 28

Bowling Green

Average RPI	Win:	252	WON-LOST	WINNING	LAST 10	STRENGTH OF	OPP. STRENGTH	TEAM	ADJ.	CONF.	ADJ CONF.
Average RPI	Loss:	44	RECORD	PCT. RANK	GAMES	SCHEDULE	OF SCHEDULE	RPI	RPI	RPI	RPI
DIV. I ONLY		9- 3		53	7-3	337	47	185	185	14	14
DIV. I NON-CONF.		9- 1		31	1- 0	342	89	127	127	13	13
<hr/>											
TOTALS	RPI 1-25		RPI 26-50		W-L RECORDS	RPI 51-100		RPI 101-150		RPI 150+	
9- 3	0- 1		0- 0		OVERALL	0- 2		0- 0		9- 0	
5- 2	0- 1		0- 0		HOME	0- 1		0- 0		5- 0	
3- 1	0- 0		0- 0		AWAY	0- 1		0- 0		3- 0	
1- 0	0- 0		0- 0		NEUTRAL	0- 0		0- 0		1- 0	
9- 1	0- 0		0- 0		NON-CONFERENCE	0- 1		0- 0		9- 0	
5- 0	0- 0		0- 0		HOME	0- 0		0- 0		5- 0	
3- 1	0- 0		0- 0		AWAY	0- 1		0- 0		3- 0	
1- 0	0- 0		0- 0		NEUTRAL	0- 0		0- 0		1- 0	
0- 2	0- 1		0- 0		CONFERENCE	0- 1		0- 0		0- 0	
0- 2	0- 1		0- 0		HOME	0- 1		0- 0		0- 0	
0- 0	0- 0		0- 0		AWAY	0- 0		0- 0		0- 0	
0- 0	0- 0		0- 0		NEUTRAL	0- 0		0- 0		0- 0	

RPI 1-25				RPI 26-50				RPI 51-100				RPI 101+ Team's RPI: 185			
RPI	S	Opponent	Score	RPI	S	Opponent	Score	RPI	S	Opponent	Score	RPI	S	Opponent	Score
11	H	Drake	63 92					56	A	Purdue	61 74	199	H	Southeast Mo. St.	85 79
								64	H	UNI	78 81	207	N	Delaware	59 47
												216	H	Western Ill.	82 68
												221	H	Eastern Ill.	67 64
												253	A	Cleveland St.	67 65
												254	H	Oakland	73 64
												281	A	Fla. Atlantic	80 59
												298	A	Omaha	80 60
												338	H	Chicago St.	89 59
<hr/>															
LAST 12 Division I GAMES:															
338	H	Chicago St.	89 59	281	A	Fla. Atlantic	80 59								
56	A	Purdue	61 74	64	H	UNI	78 81								
253	A	Cleveland St.	67 65	11	H	Drake	63 92								
298	A	Omaha	80 60	221	H	Eastern Ill.	67 64								
216	H	Western Ill.	82 68	207	N	Delaware	59 47								
254	H	Oakland	73 64	199	H	Southeast Mo. St.	85 79								

Non-Div I Games: Rockhurst 83 40

Bradley

Average RPI Win:	288	WON-LOST	WINNING	LAST 10	STRENGTH OF	OPP. STRENGTH	TEAM	ADJ.	CONF.	ADJ CONF.
Average RPI Loss:	134	RECORD	PCT. RANK	GAMES	SCHEDULE	OF SCHEDULE	RPI	RPI	RPI	RPI
DIV. I ONLY	6- 8	206	4-6	292	205	242	242	10	10	
DIV. I NON-CONF.	6- 8	199	0- 1	286	200	250	250	12	12	

TOTALS	RPI 1-25	RPI 26-50	W-L RECORDS	RPI 51-100	RPI 101-150	RPI 150+				
6- 8	0- 1	0- 0	OVERALL	0- 3	0- 1	6- 3				
3- 2	0- 0	0- 0	HOME	0- 1	0- 0	3- 1				
2- 6	0- 1	0- 0	AWAY	0- 2	0- 1	2- 2				
1- 0	0- 0	0- 0	NEUTRAL	0- 0	0- 0	1- 0				
6- 8	0- 1	0- 0	NON-CONFERENCE	0- 3	0- 1	6- 3				
3- 2	0- 0	0- 0	HOME	0- 1	0- 0	3- 1				
2- 6	0- 1	0- 0	AWAY	0- 2	0- 1	2- 2				
1- 0	0- 0	0- 0	NEUTRAL	0- 0	0- 0	1- 0				
0- 0	0- 0	0- 0	CONFERENCE	0- 0	0- 0	0- 0				
0- 0	0- 0	0- 0	HOME	0- 0	0- 0	0- 0				
0- 0	0- 0	0- 0	AWAY	0- 0	0- 0	0- 0				
0- 0	0- 0	0- 0	NEUTRAL	0- 0	0- 0	0- 0				

RPI 1-25				RPI 26-50				RPI 51-100				RPI 101+				Team's RPI: 242
RPI	S	Opponent	Score	RPI	S	Opponent	Score	RPI	S	Opponent	Score	RPI	S	Opponent	Score	
20	A	Rutgers	52 73					65	H	Bucknell	78 91	140	A	Boston U.	51 72	
								81	A	Maine	96 102	186	A	Rhode Island	67 72	
								92	A	Northern Ill.	102 109	188	H	Massachusetts	61 90	
												229	A	Holy Cross	89 85	
												276	H	Central Conn. St.	68 63	
												278	H	Fairfield	68 49	
												303	A	Bryant	57 75	
												303	N	Bryant	84 68	
												306	H	New Hampshire	76 70	
												338	A	Chicago St.	90 65	
LAST 12 Division I GAMES:																
338	A	Chicago St.	90 65	186	A	Rhode Island	67 72	20	A	Rutgers	52 73					
81	A	Maine	96 102	92	A	Northern Ill.	102 109	229	A	Holy Cross	89 85					
303	N	Bryant	84 68	306	H	New Hampshire	76 70	303	N	Bryant	84 68					
65	H	Bucknell	78 91	140	A	Boston U.	51 72									
188	H	Massachusetts	61 90													
278	H	Fairfield	68 49													

Non-Div I Games: Johnson & Wales (RI) 78 46 Adelphi 75 62

Brown

Average RPI	Win:	296	WON-LOST	WINNING	LAST 10	STRENGTH OF	OPP. STRENGTH	TEAM	ADJ.	CONF.	ADJ CONF.
Average RPI	Loss:	174	RECORD	PCT. RANK	GAMES	SCHEDULE	OF SCHEDULE	RPI	RPI	RPI	RPI
DIV. I ONLY		3- 10		291	1-9	235	304	303	303	31	31
DIV. I NON-CONF.		2- 9		297	0- 1	176	247	284	284	31	31

TOTALS	RPI 1-25		RPI 26-50		W-L RECORDS	RPI 51-100		RPI 101-150		RPI 150+	
3- 10	0- 0		0- 0		OVERALL	0- 3		0- 2		3- 5	
2- 3	0- 0		0- 0		HOME	0- 1		0- 0		2- 2	
1- 5	0- 0		0- 0		AWAY	0- 2		0- 1		1- 2	
0- 2	0- 0		0- 0		NEUTRAL	0- 0		0- 1		0- 1	
2- 9	0- 0		0- 0		NON-CONFERENCE	0- 3		0- 2		2- 4	
1- 2	0- 0		0- 0		HOME	0- 1		0- 0		1- 1	
1- 5	0- 0		0- 0		AWAY	0- 2		0- 1		1- 2	
0- 2	0- 0		0- 0		NEUTRAL	0- 0		0- 1		0- 1	
1- 1	0- 0		0- 0		CONFERENCE	0- 0		0- 0		1- 1	
1- 1	0- 0		0- 0		HOME	0- 0		0- 0		1- 1	
0- 0	0- 0		0- 0		AWAY	0- 0		0- 0		0- 0	
0- 0	0- 0		0- 0		NEUTRAL	0- 0		0- 0		0- 0	

RPI 1-25				RPI 26-50				RPI 51-100				RPI 101+ Team's RPI: 303			
RPI	S	Opponent	Score	RPI	S	Opponent	Score	RPI	S	Opponent	Score	RPI	S	Opponent	Score
								81	H	Maine	57 74	126	N	Providence	64 72
								90	A	Boston College	46 83	140	A	Boston U.	65 67
								93	A	Hartford	57 67	156	A	West Virginia	48 94
												229	H	Holy Cross	62 81
												242	H	Brown	75 57
												242	N	Brown	68 84
												275	H	St. Francis Brooklyn	55 60
												296	A	UMass Lowell	58 57
												306	A	New Hampshire	74 79
												350	H	LIU Brooklyn	69 62

LAST 12 Division I GAMES:															
229	H	Holy Cross	62 81	126	N	Providence	64 72	275	H	St. Francis Brooklyn	55 60	350	H	LIU Brooklyn	69 62
93	A	Hartford	57 67	275	H	St. Francis Brooklyn	55 60	350	H	LIU Brooklyn	69 62	156	A	West Virginia	48 94
90	A	Boston College	46 83	350	H	LIU Brooklyn	69 62	156	A	West Virginia	48 94	81	H	Maine	57 74
242	N	Brown	68 84	156	A	West Virginia	48 94	81	H	Maine	57 74	242	H	Brown	75 57
306	A	New Hampshire	74 79	81	H	Maine	57 74	242	H	Brown	75 57				
140	A	Boston U.	65 67	242	H	Brown	75 57								

Non-Div I Games:

Bryant

Average RPI Win:	213	WON-LOST	WINNING	LAST 10	STRENGTH OF	OPP. STRENGTH	TEAM	ADJ.	CONF.	ADJ CONF.
Average RPI Loss:	79	RECORD	PCT. RANK	GAMES	SCHEDULE	OF SCHEDULE	RPI	RPI	RPI	RPI
DIV. I ONLY	11- 4	62	8-2	150	128	65	65	22	22	
DIV. I NON-CONF.	9- 3	62	0- 0	131	97	42	42	23	23	

TOTALS	RPI 1-25	RPI 26-50	W-L RECORDS	RPI 51-100	RPI 101-150	RPI 150+				
11- 4	0- 2	0- 0	OVERALL	1- 0	2- 1	8- 1				
5- 1	0- 0	0- 0	HOME	1- 0	2- 1	2- 0				
4- 3	0- 2	0- 0	AWAY	0- 0	0- 0	4- 1				
2- 0	0- 0	0- 0	NEUTRAL	0- 0	0- 0	2- 0				
9- 3	0- 2	0- 0	NON-CONFERENCE	1- 0	1- 0	7- 1				
4- 0	0- 0	0- 0	HOME	1- 0	1- 0	2- 0				
3- 3	0- 2	0- 0	AWAY	0- 0	0- 0	3- 1				
2- 0	0- 0	0- 0	NEUTRAL	0- 0	0- 0	2- 0				
2- 1	0- 0	0- 0	CONFERENCE	0- 0	1- 1	1- 0				
1- 1	0- 0	0- 0	HOME	0- 0	1- 1	0- 0				
1- 0	0- 0	0- 0	AWAY	0- 0	0- 0	1- 0				
0- 0	0- 0	0- 0	NEUTRAL	0- 0	0- 0	0- 0				

RPI	S	Opponent	Score	RPI	S	Opponent	Score	RPI	S	Opponent	Score	RPI	S	Opponent	Score
2	A	Iowa St.	61 86					70	H	Quinnipiac	75 58	125	H	Youngstown St.	73 68
4	A	Syracuse	56 70									140	H	Boston U.	62 70
												149	H	American	71 56
												170	A	Drexel	42 64
												188	N	Massachusetts	77 58
												202	A	St. Bonaventure	77 46
												235	H	Rider	80 59
												242	A	Brown	91 78
												250	A	Monmouth	70 32
												278	N	Fairfield	77 54
												301	H	Iona	81 43
												305	A	Army West Point	66 52
LAST 12 Division I GAMES:															
2	A	Iowa St.	61 86	305	A	Army West Point	66 52	140	H	Boston U.	62 70	149	H	American	71 56
125	H	Youngstown St.	73 68	278	N	Fairfield	77 54	188	N	Massachusetts	77 58	250	A	Monmouth	70 32
235	H	Rider	80 59	4	A	Syracuse	56 70								
301	H	Iona	81 43												
202	A	St. Bonaventure	77 46												
242	A	Brown	91 78												

Non-Div I Games:

Bucknell

Average RPI	Win:	200	WON-LOST	WINNING	LAST 10	STRENGTH OF	OPP. STRENGTH	TEAM	ADJ.	CONF.	ADJ CONF.
Average RPI	Loss:	37	RECORD	PCT. RANK	GAMES	SCHEDULE	OF SCHEDULE	RPI	RPI	RPI	RPI
DIV. I ONLY		9- 4		79	7-3	87	91	47	47	8	8
DIV. I NON-CONF.		8- 3		72	0- 0	124	53	49	49	8	8

TOTALS	RPI 1-25		RPI 26-50		W-L RECORDS	RPI 51-100		RPI 101-150		RPI 150+	
9- 4	0- 2		1- 0		OVERALL	1- 2		0- 0		7- 0	
2- 2	0- 1		0- 0		HOME	0- 1		0- 0		2- 0	
5- 2	0- 1		0- 0		AWAY	0- 1		0- 0		5- 0	
2- 0	0- 0		1- 0		NEUTRAL	1- 0		0- 0		0- 0	
8- 3	0- 2		1- 0		NON-CONFERENCE	1- 1		0- 0		6- 0	
2- 1	0- 1		0- 0		HOME	0- 0		0- 0		2- 0	
4- 2	0- 1		0- 0		AWAY	0- 1		0- 0		4- 0	
2- 0	0- 0		1- 0		NEUTRAL	1- 0		0- 0		0- 0	
1- 1	0- 0		0- 0		CONFERENCE	0- 1		0- 0		1- 0	
0- 1	0- 0		0- 0		HOME	0- 1		0- 0		0- 0	
1- 0	0- 0		0- 0		AWAY	0- 0		0- 0		1- 0	
0- 0	0- 0		0- 0		NEUTRAL	0- 0		0- 0		0- 0	

RPI 1-25				RPI 26-50				RPI 51-100				RPI 101+			
RPI	S	Opponent	Score	RPI	S	Opponent	Score	RPI	S	Opponent	Score	RPI	S	Opponent	Score
3	H	Stanford	55 62	31	N	South Dakota St.	61 55	58	H	Ohio	71 74	200	A	UMES	69 63
8	A	Oregon	82 102					78	A	Dayton	59 72	202	H	St. Bonaventure	90 43
								87	N	Georgetown	73 64	223	A	Dartmouth	75 69
												224	A	Eastern Mi ch.	91 84
												245	H	Niagara	88 61
												276	A	Central Conn. St.	82 69
												311	A	Canisius	84 66

LAST 12 Division I GAMES:															
3	H	Stanford	55 62	224	A	Eastern Mi ch.	91 84	58	H	Ohio	71 74	202	H	St. Bonaventure	90 43
223	A	Dartmouth	75 69	87	N	Georgetown	73 64	8	A	Oregon	82 102	245	H	Niagara	88 61
78	A	Dayton	59 72												
311	A	Canisius	84 66												
276	A	Central Conn. St.	82 69												
31	N	South Dakota St.	61 55												

Non-Div I Games:

Buffalo

Average RPI Win: **166**
 Average RPI Loss: **15**

WON-LOST
RECORD

WINNING
PCT. RANK

LAST 10
GAMES

STRENGTH OF
SCHEDULE

OPP. STRENGTH
OF SCHEDULE

TEAM
RPI

ADJ.
RPI

CONF.
RPI

ADJ CONF.
RPI

DIV. I ONLY	14- 1	5	9-1	105	102	18	18	5	5
DIV. I NON-CONF.	10- 1	19	0- 0	172	169	34	34	5	5
<hr/>									
TOTALS	RPI 1-25	RPI 26-50	W-L RECORDS	RPI 51-100	RPI 101-150	RPI 150+			
14- 1	0- 1	1- 0	OVERALL	2- 0	3- 0	8- 0			
9- 0	0- 0	0- 0	HOME	1- 0	2- 0	6- 0			
3- 1	0- 1	1- 0	AWAY	1- 0	0- 0	1- 0			
2- 0	0- 0	0- 0	NEUTRAL	0- 0	1- 0	1- 0			
10- 1	0- 1	0- 0	NON-CONFERENCE	0- 0	2- 0	8- 0			
7- 0	0- 0	0- 0	HOME	0- 0	1- 0	6- 0			
1- 1	0- 1	0- 0	AWAY	0- 0	0- 0	1- 0			
2- 0	0- 0	0- 0	NEUTRAL	0- 0	1- 0	1- 0			
4- 0	0- 0	1- 0	CONFERENCE	2- 0	1- 0	0- 0			
2- 0	0- 0	0- 0	HOME	1- 0	1- 0	0- 0			
2- 0	0- 0	1- 0	AWAY	1- 0	0- 0	0- 0			
0- 0	0- 0	0- 0	NEUTRAL	0- 0	0- 0	0- 0			

RPI	S	Opponent	Score	RPI	S	Opponent	Score	RPI	S	Opponent	Score	RPI	S	Opponent	Score
15	A	Indiana	46 66	33	A	Villanova	63 55	66	H	St. John's (NY)	66 45	103	H	Seton Hall	62 59
								87	A	Georgetown	59 50	133	N	Ohio St.	66 53
												137	H	Indiana St.	72 49
												165	A	Akron	63 47
												172	H	Illinois St.	58 56
												195	H	Ball St.	64 47
												216	H	Western Ill.	92 51
												221	H	Eastern Ill.	72 37
												224	N	Eastern Mich.	73 63
												269	H	Murray St.	86 65
												296	H	UMass Lowell	89 36
<hr/>															
LAST 12 Division I GAMES:															
				33	A	Villanova	63 55	66	H	St. John's (NY)	66 45				
				224	N	Eastern Mich.	73 63	103	H	Seton Hall	62 59				
				133	N	Ohio St.	66 53	87	A	Georgetown	59 50				
				137	H	Indiana St.	72 49	195	H	Ball St.	64 47				
				165	A	Akron	63 47	172	H	Illinois St.	58 56				
				15	A	Indiana	46 66	296	H	UMass Lowell	89 36				

Non-Div I Games:

Butler

Average RPI Win:	244	WON-LOST	WINNING	LAST 10	STRENGTH OF	OPP. STRENGTH	TEAM	ADJ.	CONF.	ADJ CONF.
Average RPI Loss:	221	RECORD	PCT. RANK	GAMES	SCHEDULE	OF SCHEDULE	RPI	RPI	RPI	RPI
DIV. I ONLY	4- 10	267	2-8	302	312	284	284	30	30	
DIV. I NON-CONF.	2- 9	297	0- 0	242	312	301	301	30	30	

TOTALS	RPI 1-25	RPI 26-50	W-L RECORDS	RPI 51-100	RPI 101-150	RPI 150+				
4- 10	0- 0	0- 0	OVERALL	1- 1	0- 1	3- 8				
2- 1	0- 0	0- 0	HOME	1- 0	0- 0	1- 1				
2- 9	0- 0	0- 0	AWAY	0- 1	0- 1	2- 7				
0- 0	0- 0	0- 0	NEUTRAL	0- 0	0- 0	0- 0				
2- 9	0- 0	0- 0	NON-CONFERENCE	1- 1	0- 1	1- 7				
1- 1	0- 0	0- 0	HOME	1- 0	0- 0	0- 1				
1- 8	0- 0	0- 0	AWAY	0- 1	0- 1	1- 6				
0- 0	0- 0	0- 0	NEUTRAL	0- 0	0- 0	0- 0				
2- 1	0- 0	0- 0	CONFERENCE	0- 0	0- 0	2- 1				
1- 0	0- 0	0- 0	HOME	0- 0	0- 0	1- 0				
1- 1	0- 0	0- 0	AWAY	0- 0	0- 0	1- 1				
0- 0	0- 0	0- 0	NEUTRAL	0- 0	0- 0	0- 0				

RPI 1-25				RPI 26-50				RPI 51-100				RPI 101+ Team's RPI: 284			
RPI	S	Opponent	Score	RPI	S	Opponent	Score	RPI	S	Opponent	Score	RPI	S	Opponent	Score
								60	A	Oregon St.	52 92	147	A	UC Irvine	78 85
								84	H	Wright St.	76 74	178	A	North Texas	59 71
												210	H	UC Riverside	67 79
												218	A	Cal St. Fullerton	56 64
												238	A	SMU	43 49
												266	A	Utah Valley	70 78
												267	H	UTRGV	68 63
												279	A	UTEP	47 53
												291	A	UC Santa Barbara	56 48
												298	A	Omaha	46 53
												312	A	San Jose St.	72 82
												334	A	Seattle U	70 60
LAST 12 Division I GAMES:															
210	H	UC Riverside	67 79	267	H	UTRGV	68 63								
60	A	Oregon St.	52 92	266	A	Utah Valley	70 78								
178	A	North Texas	59 71	334	A	Seattle U	70 60								
238	A	SMU	43 49	147	A	UC Irvine	78 85								
298	A	Omaha	46 53	312	A	San Jose St.	72 82								
218	A	Cal St. Fullerton	56 64	279	A	UTEP	47 53								

Non-Div I Games: Whittier 74 46 Westcliff 91 37

Average RPI Win:	238	WON-LOST	WINNING	LAST 10	STRENGTH OF	OPP. STRENGTH	TEAM	ADJ.	CONF.	ADJ CONF.
Average RPI Loss:	49	RECORD	PCT. RANK	GAMES	SCHEDULE	OF SCHEDULE	RPI	RPI	RPI	RPI
DIV. I ONLY	7- 8	181	5-5	146	41	157	157	20	20	
DIV. I NON-CONF.	6- 8	199	0- 1	120	28	147	147	21	21	

TOTALS	RPI 1-25	RPI 26-50	W-L RECORDS	RPI 51-100	RPI 101-150	RPI 150+				
7- 8	0- 3	0- 2	OVERALL	1- 2	0- 1	6- 0				
5- 2	0- 0	0- 0	HOME	1- 2	0- 0	4- 0				
2- 6	0- 3	0- 2	AWAY	0- 0	0- 1	2- 0				
0- 0	0- 0	0- 0	NEUTRAL	0- 0	0- 0	0- 0				
6- 8	0- 3	0- 2	NON-CONFERENCE	1- 2	0- 1	5- 0				
4- 2	0- 0	0- 0	HOME	1- 2	0- 0	3- 0				
2- 6	0- 3	0- 2	AWAY	0- 0	0- 1	2- 0				
0- 0	0- 0	0- 0	NEUTRAL	0- 0	0- 0	0- 0				
1- 0	0- 0	0- 0	CONFERENCE	0- 0	0- 0	1- 0				
1- 0	0- 0	0- 0	HOME	0- 0	0- 0	1- 0				
0- 0	0- 0	0- 0	AWAY	0- 0	0- 0	0- 0				
0- 0	0- 0	0- 0	NEUTRAL	0- 0	0- 0	0- 0				

RPI	S	Opponent	Score	RPI	S	Opponent	Score	RPI	S	Opponent	Score	RPI	S	Opponent	Score	Team's RPI: 157
3	A	Stanford	43 69	45	A	Boise St.	63 74	63	H	Harvard	55 75	105	A	Idaho	73 88	
11	A	Drake	63 73	46	A	Southern Cal i forni a	42 58	97	H	Loyola Marymount	53 72	177	A	Santa Clara	53 38	
22	A	Cal i forni a	42 67					98	H	Washington St.	65 52	206	H	San Diego St.	77 74	
												285	H	Cal i forni a Baptist	73 67	
												291	H	UC Santa Barbara	73 65	
												298	A	Omaha	64 52	
												312	H	San Jose St.	76 40	

LAST 12 Division I GAMES:																
312	H	San Jose St.	76 40	63	H	Harvard	55 75	291	H	UC Santa Barbara	73 65	3	A	Stanford	43 69	
46	A	Southern Cal i forni a	42 58					285	H	Cal i forni a Baptist	73 67	98	H	Washington St.	65 52	
206	H	San Diego St.	77 74					11	A	Drake	63 73					
97	H	Loyola Marymount	53 72													
22	A	Cal i forni a	42 67													
177	A	Santa Clara	53 38													

Non-Div I Games:

CSUN

Average RPI Win:	266	WON-LOST	WINNING	LAST 10	STRENGTH OF	OPP. STRENGTH	TEAM	ADJ.	CONF.	ADJ CONF.
Average RPI Loss:	130	RECORD	PCT. RANK	GAMES	SCHEDULE	OF SCHEDULE	RPI	RPI	RPI	RPI
DIV. I ONLY	2- 9	309	2-8	202	130	286	286	20	20	
DIV. I NON-CONF.	2- 8	293	0- 0	261	83	297	297	21	21	
<hr/>										
TOTALS	RPI 1-25	RPI 26-50	W-L RECORDS	RPI 51-100	RPI 101-150	RPI 150+				
2- 9	0- 0	0- 2	OVERALL	0- 2	0- 2	2- 3				
1- 4	0- 0	0- 1	HOME	0- 0	0- 2	1- 1				
1- 4	0- 0	0- 1	AWAY	0- 2	0- 0	1- 1				
0- 1	0- 0	0- 0	NEUTRAL	0- 0	0- 0	0- 1				
2- 8	0- 0	0- 2	NON-CONFERENCE	0- 2	0- 1	2- 3				
1- 3	0- 0	0- 1	HOME	0- 0	0- 1	1- 1				
1- 4	0- 0	0- 1	AWAY	0- 2	0- 0	1- 1				
0- 1	0- 0	0- 0	NEUTRAL	0- 0	0- 0	0- 1				
0- 1	0- 0	0- 0	CONFERENCE	0- 0	0- 1	0- 0				
0- 1	0- 0	0- 0	HOME	0- 0	0- 1	0- 0				
0- 0	0- 0	0- 0	AWAY	0- 0	0- 0	0- 0				
0- 0	0- 0	0- 0	NEUTRAL	0- 0	0- 0	0- 0				

RPI	S	Opponent	Score	RPI	S	Opponent	Score	RPI	S	Opponent	Score	RPI	S	Opponent	Score
28	A	UCLA	35 81	39	H	Saint Mary's (CA)	51 69	60	A	Oregon St.	54 79	143	H	Illinois	51 74
								100	A	Fresno St.	58 76	147	H	UC Irvine	59 75
												169	H	Pepperdine	63 70
												197	H	Eastern Wash.	59 55
												243	N	San Francisco	62 65
												244	A	Sacramento St.	85 88
												334	A	Seattle U	60 50
<hr/>															
LAST 12 Division I GAMES:															
39	H	Saint Mary's (CA)	51 69	147	H	UC Irvine	59 75	28	A	UCLA	35 81	334	A	Seattle U	60 50
197	H	Eastern Wash.	59 55	28	A	UCLA	35 81	244	A	Sacramento St.	85 88	60	A	Oregon St.	54 79
169	H	Pepperdine	63 70	334	A	Seattle U	60 50								
143	H	Illinois	51 74												
243	N	San Francisco	62 65												
100	A	Fresno St.	58 76												

Non-Div I Games: Academy of Art 87 65

Cal Poly

Average RPI Win: 280

Average RPI Loss: 146

WON-LOST
RECORDWINNING
PCT. RANKLAST 10
GAMESSTRENGTH OF
SCHEDULEOPP. STRENGTH
OF SCHEDULETEAM
RPIADJ.
RPICONF.
RPIADJ CONF.
RPIDIV. I ONLY
DIV. I NON-CONF.8- 5
7- 5108
1327-3
0- 0331
321218
213218
231218
23120
2120
21

TOTALS

RPI 1-25

RPI 26-50

W-L RECORDS

RPI 51-100

RPI 101-150

RPI 150+

8- 5

0- 0

0- 0

OVERALL

0- 1

0- 1

8- 3

4- 3

0- 0

0- 0

HOME

0- 1

0- 0

4- 2

4- 2

0- 0

0- 0

AWAY

0- 0

0- 1

4- 1

0- 0

0- 0

0- 0

NEUTRAL

0- 0

0- 0

0- 0

7- 5

0- 0

0- 0

NON-CONFERENCE

0- 1

0- 1

7- 3

3- 3

0- 0

0- 0

HOME

0- 1

0- 0

3- 2

4- 2

0- 0

0- 0

AWAY

0- 0

0- 1

4- 1

0- 0

0- 0

0- 0

NEUTRAL

0- 0

0- 0

0- 0

1- 0

0- 0

0- 0

CONFERENCE

0- 0

0- 0

1- 0

1- 0

0- 0

0- 0

HOME

0- 0

0- 0

1- 0

0- 0

0- 0

0- 0

AWAY

0- 0

0- 0

0- 0

0- 0

0- 0

0- 0

NEUTRAL

0- 0

0- 0

0- 0

RPI 1-25

RPI 26-50

RPI 51-100

RPI 101+

Team's RPI: 218

RPI S Opponent Score

RPI S Opponent Score

RPI S Opponent Score

RPI S Opponent Score

71 H Pacific 64 72

114 A Washington 74 83

160 A Portland 74 83

177 H Santa Clara 60 64

206 H San Diego St. 72 83

223 H Dartmouth 67 62

258 A Columbia 61 58

266 H Utah Valley 56 55

280 H Hawaii 72 68

284 H CSU Bakersfield 64 56

285 A California Baptist 79 65

309 A Saint Peter's 69 45

334 A Seattle U 57 54

LAST 12 Division I GAMES:

258 A Columbia 61 58 280 H Hawaii 72 68

284 H CSU Bakersfield 64 56 266 H Utah Valley 56 55

223 H Dartmouth 67 62 71 H Pacific 64 72

160 A Portland 74 83 309 A Saint Peter's 69 45

177 H Santa Clara 60 64 285 A California Baptist 79 65

206 H San Diego St. 72 83 114 A Washington 74 83

Cal St. Fullerton

Cal St. Fullerton

Non-Div I Games: Antelope Valley 77 65

Cal St. Fullerton

Loss, Non-Conf, S Site, H Home A Away N Neutral

Average RPI Loss: 32

DIV. I ONLY	10- 3	49	7-3	22	25	22	22	2	2
DIV. I NON-CONF.	9- 2	43	0- 0	29	35	15	15	2	2
TOTALS	RPI 1-25	RPI 26-50	W-L RECORDS	RPI 51-100	RPI 101-150	RPI 150+			
10- 3	0- 1	3- 1	OVERALL	3- 1	1- 0	3- 0			
4- 3	0- 1	1- 1	HOME	0- 1	1- 0	2- 0			
4- 0	0- 0	2- 0	AWAY	1- 0	0- 0	1- 0			
2- 0	0- 0	0- 0	NEUTRAL	2- 0	0- 0	0- 0			
9- 2	0- 1	2- 0	NON-CONFERENCE	3- 1	1- 0	3- 0			
3- 2	0- 1	0- 0	HOME	0- 1	1- 0	2- 0			
4- 0	0- 0	2- 0	AWAY	1- 0	0- 0	1- 0			
2- 0	0- 0	0- 0	NEUTRAL	2- 0	0- 0	0- 0			
1- 1	0- 0	1- 1	CONFERENCE	0- 0	0- 0	0- 0			
1- 1	0- 0	1- 1	HOME	0- 0	0- 0	0- 0			
0- 0	0- 0	0- 0	AWAY	0- 0	0- 0	0- 0			
0- 0	0- 0	0- 0	NEUTRAL	0- 0	0- 0	0- 0			

RPI 1-25				Team's RPI: 22			
RPI	S	Opponent	Score				
5	H	UConn	66 76				

RPI 26-50			
RPI	S	Opponent	Score
28	H	UCLA	79 84
32	A	BYU	70 52
39	A	Saint Mary's (CA)	81 78
46	H	Southern Cal i forni a	66 59

RPI 51-100			
RPI	S	Opponent	Score
63	H	Harvard	79 85
71	N	Paci fi c	81 69
77	N	Tul ane	65 57
86	A	Penn St.	75 58

RPI 101+			
RPI	S	Opponent	Score
106	H	Houston	80 79
157	H	CSUN	67 42
227	A	San Di ego	70 53
291	H	UC Santa Barbara	69 45

LAST 12 Division I GAMES:			
291	H	UC Santa Barbara	69 45
39	A	Saint Mary's (CA)	81 78
157	H	CSUN	67 42
227	A	San Di ego	70 53
77	N	Tul ane	65 57
71	N	Paci fi c	81 69
46	H	Southern Cal i forni a	66 59
28	H	UCLA	79 84
63	H	Harvard	79 85
5	H	UConn	66 76
32	A	BYU	70 52
86	A	Penn St.	75 58

Non-Div I Games:

Cal i forni a

Average RPI Win:	237	WON-LOST	WINNING	LAST 10	STRENGTH OF	OPP. STRENGTH	TEAM	ADJ.	CONF.	ADJ CONF.
Average RPI Loss:	173	RECORD	PCT. RANK	GAMES	SCHEDULE	OF SCHEDULE	RPI	RPI	RPI	RPI

DIV. I ONLY	3- 9	284	5-5	264	227	285	285	30	30
DIV. I NON-CONF.	3- 6	241	0- 0	260	198	258	258	30	30
TOTALS	RPI 1-25	RPI 26-50	W-L RECORDS	RPI 51-100	RPI 101-150	RPI 150+			
3- 9	0- 0	0- 1	OVERALL	0- 0	0- 1	3- 7			
1- 3	0- 0	0- 0	HOME	0- 0	0- 1	1- 2			
2- 5	0- 0	0- 0	AWAY	0- 0	0- 0	2- 5			
0- 1	0- 0	0- 1	NEUTRAL	0- 0	0- 0	0- 0			
3- 6	0- 0	0- 1	NON-CONFERENCE	0- 0	0- 1	3- 4			
1- 2	0- 0	0- 0	HOME	0- 0	0- 1	1- 1			
2- 3	0- 0	0- 0	AWAY	0- 0	0- 0	2- 3			
0- 1	0- 0	0- 1	NEUTRAL	0- 0	0- 0	0- 0			
0- 3	0- 0	0- 0	CONFERENCE	0- 0	0- 0	0- 3			
0- 1	0- 0	0- 0	HOME	0- 0	0- 0	0- 1			
0- 2	0- 0	0- 0	AWAY	0- 0	0- 0	0- 2			
0- 0	0- 0	0- 0	NEUTRAL	0- 0	0- 0	0- 0			

RPI S Opponent	RPI S Opponent	RPI S Opponent	RPI S Opponent	Team's RPI: 285
RPI 1-25	RPI 26-50	RPI 51-100	RPI 101+	Score
32 N BYU	69 76		102 H Idaho St.	57 72
			157 A CSUN	67 73
			175 H UMKC	74 78
			189 A New Mexico St.	69 76
			206 A San Diego St.	67 83
			209 A Northern Ariz.	88 91
			210 H UC Ri versi de	65 57
			211 A Long Beach St.	85 83
			218 H Cal St. Fullerton	65 79
			267 A UTRGV	56 60
			291 A UC Santa Barbara	76 64
LAST 12 Division I GAMES:				
210 H UC Ri versi de	65 57	175 H UMKC	74 78	
157 A CSUN	67 73	267 A UTRGV	56 60	
32 N BYU	69 76	189 A New Mexico St.	69 76	
206 A San Diego St.	67 83	291 A UC Santa Barbara	76 64	
209 A Northern Ariz.	88 91	211 A Long Beach St.	85 83	
218 H Cal St. Fullerton	65 79	102 H Idaho St.	57 72	

Non-Div I Games: La Sierra 91 44 Notre Dame de Namur 80 47 Fresno Paci fic 93 71

Average RPI Win:	320	WON-LOST	WINNING	LAST 10	STRENGTH OF	OPP. STRENGTH	TEAM	ADJ.	CONF.	ADJ CONF.
Average RPI Loss:	149	RECORD	PCT. RANK	GAMES	SCHEDULE	OF SCHEDULE	RPI	RPI	RPI	RPI
DIV. I ONLY	8- 4	88	7-3	343	323	247	247	29	29	
DIV. I NON-CONF.	6- 3	91	1- 0	314	316	211	211	29	29	

TOTALS	RPI 1-25	RPI 26-50	W-L RECORDS	RPI 51-100	RPI 101-150	RPI 150+				
8- 4	0- 0	0- 0	OVERALL	0- 2	0- 0	8- 2				
3- 3	0- 0	0- 0	HOME	0- 1	0- 0	3- 2				
4- 1	0- 0	0- 0	AWAY	0- 1	0- 0	4- 0				
1- 0	0- 0	0- 0	NEUTRAL	0- 0	0- 0	1- 0				
6- 3	0- 0	0- 0	NON-CONFERENCE	0- 2	0- 0	6- 1				
2- 2	0- 0	0- 0	HOME	0- 1	0- 0	2- 1				
3- 1	0- 0	0- 0	AWAY	0- 1	0- 0	3- 0				
1- 0	0- 0	0- 0	NEUTRAL	0- 0	0- 0	1- 0				
2- 1	0- 0	0- 0	CONFERENCE	0- 0	0- 0	2- 1				
1- 1	0- 0	0- 0	HOME	0- 0	0- 0	1- 1				
1- 0	0- 0	0- 0	AWAY	0- 0	0- 0	1- 0				
0- 0	0- 0	0- 0	NEUTRAL	0- 0	0- 0	0- 0				

RPI 1-25				RPI 26-50				RPI 51-100				RPI 101+ Team's RPI: 247			
RPI	S	Opponent	Score	RPI	S	Opponent	Score	RPI	S	Opponent	Score	RPI	S	Opponent	Score
								67	H	Old Domini on	59 83	213	H	Gardner-Webb	38 52
								90	A	Boston Col lege	56 76	226	H	Howard	64 69
												298	N	Omaha	65 52
												302	A	Norfolk St.	57 49
												314	H	Presbyteri an	51 46
												318	A	FIU	59 54
												321	H	UNC Greensboro	53 49
												323	A	Western Caro.	63 37
												336	H	Col. of Charleston	66 65
												348	A	Charleston So.	60 58
LAST 12 Division I GAMES:															
				90	A	Boston College	56 76	318	A	FIU	59 54				
				226	H	Howard	64 69	348	A	Charleston So.	60 58				
				321	H	UNC Greensboro	53 49	213	H	Gardner-Webb	38 52				
				298	N	Omaha	65 52	314	H	Presbyteri an	51 46				
				302	A	Norfolk St.	57 49	323	A	Western Caro.	63 37				
				336	H	Col. of Charleston	66 65	67	H	Old Domini on	59 83				

Non-Div I Games: William Peace 65 36 Columbi a (SC) 93 46

Campbel I

C
a
n
i
s
i
u
s

C
a
n
i
s
i
u
s

Cani si us

Average RPI Win:	351	WON-LOST	WINNING	LAST 10	STRENGTH OF	OPP. STRENGTH	TEAM	ADJ.	CONF.	ADJ CONF.
Average RPI Loss:	182	RECORD	PCT. RANK	GAMES	SCHEDULE	OF SCHEDULE	RPI	RPI	RPI	RPI
DIV. I ONLY	1- 8	327	3-7	306	294	333	333	25	25	
DIV. I NON-CONF.	1- 5	311	0- 0	250	245	288	288	22	22	
<hr/>										
TOTALS	RPI 1-25	RPI 26-50	W-L RECORDS	RPI 51-100	RPI 101-150	RPI 150+				
1- 8	0- 0	0- 1	OVERALL	0- 1	0- 1	1- 5				
0- 2	0- 0	0- 0	HOME	0- 0	0- 0	0- 2				
1- 6	0- 0	0- 1	AWAY	0- 1	0- 1	1- 3				
0- 0	0- 0	0- 0	NEUTRAL	0- 0	0- 0	0- 0				
1- 5	0- 0	0- 1	NON-CONFERENCE	0- 1	0- 1	1- 2				
0- 1	0- 0	0- 0	HOME	0- 0	0- 0	0- 1				
1- 4	0- 0	0- 1	AWAY	0- 1	0- 1	1- 1				
0- 0	0- 0	0- 0	NEUTRAL	0- 0	0- 0	0- 0				
0- 3	0- 0	0- 0	CONFERENCE	0- 0	0- 0	0- 3				
0- 1	0- 0	0- 0	HOME	0- 0	0- 0	0- 1				
0- 2	0- 0	0- 0	AWAY	0- 0	0- 0	0- 2				
0- 0	0- 0	0- 0	NEUTRAL	0- 0	0- 0	0- 0				

RPI 1-25				RPI 26-50				RPI 51-100				RPI 101+				Team's RPI: 333
RPI	S	Opponent	Score	RPI	S	Opponent	Score	RPI	S	Opponent	Score	RPI	S	Opponent	Score	
				42	A	Texas A&M	27 84	51	A	Kansas St.	54 70	138	A	Oklahoma	52 65	
												159	H	South Alabama	50 58	
												204	A	Sam Houston St.	62 66	
												236	A	Southeastern La.	53 62	
												295	H	A&M-Corpus Christi	65 73	
												327	A	Jackson St.	56 65	
												351	A	Alcorn	57 46	
<hr/>																
LAST 12 Division I GAMES:																
				42	A	Texas A&M	27 84	204	A	Sam Houston St.	62 66					
				138	A	Oklahoma	52 65	236	A	Southeastern La.	53 62					
				351	A	Alcorn	57 46	295	H	A&M-Corpus Christi	65 73					
				159	H	South Alabama	50 58	51	A	Kansas St.	54 70					
				327	A	Jackson St.	56 65									

Non-Div I Games: Central Baptist 55 34 Crowley's Ridge 91 33 Williams Baptist 70 35 Hendrix 72 40 Central Ark.

Average RPI Win:	312	WON-LOST	WINNING	LAST 10	STRENGTH OF	OPP. STRENGTH	TEAM	ADJ.	CONF.	ADJ CONF.
Average RPI Loss:	151	RECORD	PCT. RANK	GAMES	SCHEDULE	OF SCHEDULE	RPI	RPI	RPI	RPI
DIV. I ONLY	3- 9	284	3-7	242	230	276	276	31	31	
DIV. I NON-CONF.	3- 7	256	0- 0	169	202	237	237	31	31	

TOTALS	RPI 1-25	RPI 26-50	W-L RECORDS	RPI 51-100	RPI 101-150	RPI 150+				
3- 9	0- 1	0- 1	OVERALL	0- 1	0- 2	3- 4				
1- 4	0- 0	0- 1	HOME	0- 1	0- 1	1- 1				
2- 5	0- 1	0- 0	AWAY	0- 0	0- 1	2- 3				
0- 0	0- 0	0- 0	NEUTRAL	0- 0	0- 0	0- 0				
3- 7	0- 1	0- 1	NON-CONFERENCE	0- 1	0- 2	3- 2				
1- 3	0- 0	0- 1	HOME	0- 1	0- 1	1- 0				
2- 4	0- 1	0- 0	AWAY	0- 0	0- 1	2- 2				
0- 0	0- 0	0- 0	NEUTRAL	0- 0	0- 0	0- 0				
0- 2	0- 0	0- 0	CONFERENCE	0- 0	0- 0	0- 2				
0- 1	0- 0	0- 0	HOME	0- 0	0- 0	0- 1				
0- 1	0- 0	0- 0	AWAY	0- 0	0- 0	0- 1				
0- 0	0- 0	0- 0	NEUTRAL	0- 0	0- 0	0- 0				

RPI 1-25				RPI 26-50				RPI 51-100				RPI 101+				Team's RPI: 276
RPI	S	Opponent	Score	RPI	S	Opponent	Score	RPI	S	Opponent	Score	RPI	S	Opponent	Score	
20	A	Rutgers	44 73	47	H	Buffalo	69 82	93	H	Hartford	52 54	108	H	Lehigh	62 88	
												109	A	Yale	46 58	
												188	A	Massachusetts	59 74	
												232	A	Sacred Heart	61 66	
												242	A	Brown	63 68	
												299	A	Albany (NY)	60 53	
												306	H	New Hampshire	56 47	
												320	H	Wagner	63 75	
												331	A	Morgan St.	60 36	
LAST 12 Division I GAMES:																
320	H	Wagner	63 75	232	A	Sacred Heart	61 66									
331	A	Morgan St.	60 36	93	H	Hartford	52 54									
188	A	Massachusetts	59 74	109	A	Yale	46 58									
20	A	Rutgers	44 73	306	H	New Hampshire	56 47									
108	H	Lehigh	62 88	299	A	Albany (NY)	60 53									
242	A	Brown	63 68	47	H	Buffalo	69 82									

Non-Div I Games:

Central Conn. St.

Average RPI Win:	131	WON-LOST	WINNING	LAST 10	STRENGTH OF	OPP. STRENGTH	TEAM	ADJ.	CONF.	ADJ CONF.
Average RPI Loss:	38	RECORD	PCT. RANK	GAMES	SCHEDULE	OF SCHEDULE	RPI	RPI	RPI	RPI
DIV. I ONLY	11- 3	45	8-2	39	17	21	21	8	8	
DIV. I NON-CONF.	9- 3	62	0- 0	108	4	40	40	8	8	

TOTALS	RPI 1-25	RPI 26-50	W-L RECORDS	RPI 51-100	RPI 101-150	RPI 150+				
11- 3	1- 1	1- 1	OVERALL	2- 1	3- 0	4- 0				
4- 2	1- 1	0- 1	HOME	0- 0	1- 0	2- 0				
6- 0	0- 0	1- 0	AWAY	2- 0	1- 0	2- 0				
1- 1	0- 0	0- 0	NEUTRAL	0- 1	1- 0	0- 0				
9- 3	1- 1	1- 1	NON-CONFERENCE	1- 1	3- 0	3- 0				
3- 2	1- 1	0- 1	HOME	0- 0	1- 0	1- 0				
5- 0	0- 0	1- 0	AWAY	1- 0	1- 0	2- 0				
1- 1	0- 0	0- 0	NEUTRAL	0- 1	1- 0	0- 0				
2- 0	0- 0	0- 0	CONFERENCE	1- 0	0- 0	1- 0				
1- 0	0- 0	0- 0	HOME	0- 0	0- 0	1- 0				
1- 0	0- 0	0- 0	AWAY	1- 0	0- 0	0- 0				
0- 0	0- 0	0- 0	NEUTRAL	0- 0	0- 0	0- 0				

RPI	S	Opponent	Score	RPI	S	Opponent	Score	RPI	S	Opponent	Score	RPI	S	Opponent	Score
7	H	Louisville	68 72	31	H	South Dakota St.	71 80	58	A	Ohio	88 70	111	H	Western Ky.	108 90
24	H	UCF	75 68	34	A	Miami (FL)	90 80	70	A	Quinnipiac	67 52	120	N	Chattanooga	73 50
								77	N	Tulane	57 68	122	A	Virginia	74 61
												165	H	Akron	94 71
												179	A	Vanderbilt	66 57
												254	H	Oakland	104 61
												301	A	Iona	82 39

LAST 12 Division I GAMES:															
58	A	Ohio	88 70	165	H	Akron	94 71								
301	A	Iona	82 39	34	A	Miami (FL)	90 80								
120	N	Chattanooga	73 50	77	N	Tulane	57 68								
122	A	Virginia	74 61	7	H	Louisville	68 72								
24	H	UCF	75 68	179	A	Vanderbilt	66 57								
111	H	Western Ky.	108 90	70	A	Quinnipiac	67 52								

Non-Div I Games:

Central Mich.

Average RPI Win: 0		WON-LOST RECORD		WINNING PCT. RANK		LAST 10 GAMES		STRENGTH OF SCHEDULE		OPP. STRENGTH OF SCHEDULE		TEAM RPI		ADJ. RPI		CONF. RPI		ADJ. CONF. RPI	
Average RPI Loss: 230																			
DIV. I ONLY		0- 11		345		2-8		276		345		348		348		29		29	
DIV. I NON-CONF.		0- 8		336		0- 0		299		330		350		350		29		29	
TOTALS		RPI 1-25		RPI 26-50		W-L RECORDS		RPI 51-100		RPI 101-150		RPI 150+							
0- 11		0- 0		0- 0		OVERALL		0- 0		0- 2		0- 9							
0- 5		0- 0		0- 0		HOME		0- 0		0- 1		0- 4							
0- 6		0- 0		0- 0		AWAY		0- 0		0- 1		0- 5							
0- 0		0- 0		0- 0		NEUTRAL		0- 0		0- 0		0- 0							
0- 8		0- 0		0- 0		NON-CONFERENCE		0- 0		0- 2		0- 6							
0- 3		0- 0		0- 0		HOME		0- 0		0- 1		0- 2							
0- 5		0- 0		0- 0		AWAY		0- 0		0- 1		0- 4							
0- 0		0- 0		0- 0		NEUTRAL		0- 0		0- 0		0- 0							
0- 3		0- 0		0- 0		CONFERENCE		0- 0		0- 0		0- 3							
0- 2		0- 0		0- 0		HOME		0- 0		0- 0		0- 2							
0- 1		0- 0		0- 0		AWAY		0- 0		0- 0		0- 1							
0- 0		0- 0		0- 0		NEUTRAL		0- 0		0- 0		0- 0							

RPI 1-25				RPI 26-50				RPI 51-100				RPI 101+				Team's RPI: 348	
RPI	S	Opponent	Score	RPI	S	Opponent	Score	RPI	S	Opponent	Score	RPI	S	Opponent	Score		
												104	A	Georgi a	75	83	
												115	H	Tennessee Tech	55	77	
												158	H	Davi dson	34	72	
												214	H	Hampton	66	74	
												215	A	Fl ori da	60	70	
												239	H	Jacksonvi lle	58	68	
												247	H	Campbel l	58	60	
												283	A	North Fl ori da	76	82	
												310	A	Winthrop	52	57	
												313	A	South Carolina St.	58	67	
												336	A	Col . of Charleston	52	79	
LAST 12 Division I GAMES:																	
				247	H	Campbel l	58	60	310	A	Winthrop	52	57				
				239	H	Jacksonvi lle	58	68	214	H	Hampton	66	74				
				115	H	Tennessee Tech	55	77	215	A	Fl ori da	60	70				
				313	A	South Carolina St.	58	67	336	A	Col . of Charleston	52	79				
				158	H	Davi dson	34	72	104	A	Georgi a	75	83				
									283	A	North Fl ori da	76	82				

Non-Div I Games:	Converse	101	50	Columbia (SC)	89	57	Erskine	74	50
------------------	----------	-----	----	---------------	----	----	---------	----	----

Charleston So.

■ Loss, ■ Non-Conf, S Site, H Home A Away N Neutral

Average RPI Win:	205	WON-LOST	WINNING	LAST 10	STRENGTH OF	OPP. STRENGTH	TEAM	ADJ.	CONF.	ADJ CONF.
Average RPI Loss:	149	RECORD	PCT. RANK	GAMES	SCHEDULE	OF SCHEDULE	RPI	RPI	RPI	RPI
DIV. I ONLY	9- 6	115	5-5	141	214	130	130	17	17	
DIV. I NON-CONF.	8- 4	91	1- 0	95	234	77	77	19	19	

TOTALS	RPI 1-25	RPI 26-50	W-L RECORDS	RPI 51-100	RPI 101-150	RPI 150+				
9- 6	0- 0	0- 0	OVERALL	1- 0	1- 4	7- 2				
7- 1	0- 0	0- 0	HOME	1- 0	0- 1	6- 0				
1- 5	0- 0	0- 0	AWAY	0- 0	1- 3	0- 2				
1- 0	0- 0	0- 0	NEUTRAL	0- 0	0- 0	1- 0				
8- 4	0- 0	0- 0	NON-CONFERENCE	1- 0	1- 3	6- 1				
6- 1	0- 0	0- 0	HOME	1- 0	0- 1	5- 0				
1- 3	0- 0	0- 0	AWAY	0- 0	1- 2	0- 1				
1- 0	0- 0	0- 0	NEUTRAL	0- 0	0- 0	1- 0				
1- 2	0- 0	0- 0	CONFERENCE	0- 0	0- 1	1- 1				
1- 0	0- 0	0- 0	HOME	0- 0	0- 0	1- 0				
0- 2	0- 0	0- 0	AWAY	0- 0	0- 1	0- 1				
0- 0	0- 0	0- 0	NEUTRAL	0- 0	0- 0	0- 0				

RPI	S	Opponent	Score	RPI	S	Opponent	Score	RPI	S	Opponent	Score	RPI	S	Opponent	Score	Team's RPI: 130
								84	H	Wright St.	88 85	107	H	Wake Forest	43	69
												108	A	Lehigh	62	60
												110	A	Fordham	64	71
												111	A	Western Ky.	58	76
												122	A	Virginia	61	65
												158	H	Davidson	78	66
												180	H	East Carolina	52	46
												183	A	Mercer	40	57
												217	H	Bethune-Cookman	73	69
												251	H	Wofford	85	63
												256	H	UNC Asheville	70	53
												259	A	Marshall	62	63
												272	N	Liberty	63	61
												318	H	FIU	69	54
LAST 12 Division I GAMES:																
108	A	Lehigh	62	60	259	A	Marshall	62	63							
318	H	FIU	69	54	111	A	Western Ky.	58	76							
183	A	Mercer	40	57	122	A	Virginia	61	65							
107	H	Wake Forest	43	69	217	H	Bethune-Cookman	73	69							
180	H	East Carolina	52	46	158	H	Davidson	78	66							
272	N	Liberty	63	61	84	H	Wright St.	88	85							

Non-Div I Games:

Charlotte

Average RPI	Win:	191	WON-LOST	WINNING	LAST 10	STRENGTH OF	OPP. STRENGTH	TEAM	ADJ.	CONF.	ADJ CONF.
Average RPI	Loss:	47	RECORD	PCT. RANK	GAMES	SCHEDULE	OF SCHEDULE	RPI	RPI	RPI	RPI
DIV. I ONLY		4- 10	267	2-8	5	84	120	120	24	24	
DIV. I NON-CONF.		4- 10	264	1- 0	9	86	112	112	26	26	

TOTALS	RPI 1-25		RPI 26-50		W-L RECORDS	RPI 51-100		RPI 101-150		RPI 150+	
4- 10	0- 4		0- 2		OVERALL	1- 3		0- 1		3- 0	
1- 5	0- 2		0- 2		HOME	0- 0		0- 1		1- 0	
1- 3	0- 1		0- 0		AWAY	0- 2		0- 0		1- 0	
2- 2	0- 1		0- 0		NEUTRAL	1- 1		0- 0		1- 0	
4- 10	0- 4		0- 2		NON-CONFERENCE	1- 3		0- 1		3- 0	
1- 5	0- 2		0- 2		HOME	0- 0		0- 1		1- 0	
1- 3	0- 1		0- 0		AWAY	0- 2		0- 0		1- 0	
2- 2	0- 1		0- 0		NEUTRAL	1- 1		0- 0		1- 0	
0- 0	0- 0		0- 0		CONFERENCE	0- 0		0- 0		0- 0	
0- 0	0- 0		0- 0		HOME	0- 0		0- 0		0- 0	
0- 0	0- 0		0- 0		AWAY	0- 0		0- 0		0- 0	
0- 0	0- 0		0- 0		NEUTRAL	0- 0		0- 0		0- 0	

RPI	S	Opponent	Score	RPI	S	Opponent	Score	RPI	S	Opponent	Score	RPI	S	Opponent	Score	Team's RPI: 120
7	H	Louisville	49 75	31	H	South Dakota St.	54 71	57	A	Northern Colo.	65 68	121	H	UT Martin	79 81	
9	H	NC State	58 78	43	H	Belmont	51 67	74	A	Virginia Tech	59 74	195	N	Saint Louis	71 61	
21	N	Central Mich.	50 73					79	N	Middle Tenn.	47 58	214	A	Hampton	58 50	
24	A	UCF	37 75					81	N	Maine	66 61	272	H	Liberty	75 60	

LAST 12 Division I GAMES:																
81	N	Maine	66 61	9	H	NC State	58 78	43	H	Belmont	51 67	57	A	Northern Colo.	65 68	
79	N	Middle Tenn.	47 58	31	H	South Dakota St.	54 71	24	A	UCF	37 75	121	H	UT Martin	79 81	
21	N	Central Mich.	50 73	74	A	Virginia Tech	59 74									
195	N	Saint Louis	71 61													
272	H	Liberty	75 60													
74	A	Virginia Tech	59 74													

Non-Div I Games: Lee

61 55

Chattanooga

Average RPI Win:	0	WON-LOST	WINNING	LAST 10	STRENGTH OF	OPP. STRENGTH	TEAM	ADJ.	CONF.	ADJ CONF.
Average RPI Loss:	203	RECORD	PCT. RANK	GAMES	SCHEDULE	OF SCHEDULE	RPI	RPI	RPI	RPI
DIV. I ONLY	0- 14	345	0-10	157	346	338	338	30	30	
DIV. I NON-CONF.	0- 13	336	0- 0	149	347	336	336	30	30	

TOTALS	RPI 1-25	RPI 26-50	W-L RECORDS	RPI 51-100	RPI 101-150	RPI 150+				
0- 14	0- 0	0- 0	OVERALL	0- 2	0- 1	0- 11				
0- 6	0- 0	0- 0	HOME	0- 0	0- 0	0- 6				
0- 7	0- 0	0- 0	AWAY	0- 2	0- 1	0- 4				
0- 1	0- 0	0- 0	NEUTRAL	0- 0	0- 0	0- 1				
0- 13	0- 0	0- 0	NON-CONFERENCE	0- 2	0- 1	0- 10				
0- 5	0- 0	0- 0	HOME	0- 0	0- 0	0- 5				
0- 7	0- 0	0- 0	AWAY	0- 2	0- 1	0- 4				
0- 1	0- 0	0- 0	NEUTRAL	0- 0	0- 0	0- 1				
0- 1	0- 0	0- 0	CONFERENCE	0- 0	0- 0	0- 1				
0- 1	0- 0	0- 0	HOME	0- 0	0- 0	0- 1				
0- 0	0- 0	0- 0	AWAY	0- 0	0- 0	0- 0				
0- 0	0- 0	0- 0	NEUTRAL	0- 0	0- 0	0- 0				

RPI 1-25				RPI 26-50				RPI 51-100				RPI 101+ Team's RPI: 338					
RPI	S	Opponent	Score	RPI	S	Opponent	Score	RPI	S	Opponent	Score	RPI	S	Opponent	Score		
								85	A	Northwestern	35	97	145	A	Wisconsin	38	85
								92	A	Northern Ill.	52	114	153	A	Xavier	57	91
													173	H	UAB	45	90
													175	H	UMKC	58	111
													185	A	Bradley	59	89
													190	A	Morehead St.	68	104
													219	H	SIUE	66	82
													242	H	Brown	65	90
													249	A	Loyola Chicago	40	76
													275	N	St. Francis Brooklyn	73	110
													316	H	Valparaiso	70	76
													345	H	Evansville	58	67
LAST 12 Division I GAMES:																	
175	H	UMKC	58	111	185	A	Bradley	59	89								
242	H	Brown	65	90	92	A	Northern Ill.	52	114								
249	A	Loyola Chicago	40	76	85	A	Northwestern	35	97								
173	H	UAB	45	90	145	A	Wisconsin	38	85								
190	A	Morehead St.	68	104	219	H	SIUE	66	82								
275	N	St. Francis Brooklyn	73	110	316	H	Valparaiso	70	76								

Non-Div I Games:

Chicago St.

Average RPI Win: 224	WON-LOST RECORD	WINNING PCT. RANK	LAST 10 GAMES	STRENGTH OF SCHEDULE	OPP. STRENGTH OF SCHEDULE	TEAM RPI	ADJ. RPI	CONF. RPI	ADJ. CONF. RPI
Average RPI Loss: 99									
DIV. I ONLY	9- 6	115	6-4	131	201	132	132	9	9
DIV. I NON-CONF.	8- 5	120	0- 0	167	233	148	148	9	9

TOTALS	RPI 1-25	RPI 26-50	W-L RECORDS	RPI 51-100	RPI 101-150	RPI 150+			
9- 6	0- 1	0- 0	OVERALL	0- 2	1- 2	8- 1			
8- 1	0- 0	0- 0	HOME	0- 1	1- 0	7- 0			
1- 5	0- 1	0- 0	AWAY	0- 1	0- 2	1- 1			
0- 0	0- 0	0- 0	NEUTRAL	0- 0	0- 0	0- 0			
8- 5	0- 0	0- 0	NON-CONFERENCE	0- 2	1- 2	7- 1			
7- 1	0- 0	0- 0	HOME	0- 1	1- 0	6- 0			
1- 4	0- 0	0- 0	AWAY	0- 1	0- 2	1- 1			
0- 0	0- 0	0- 0	NEUTRAL	0- 0	0- 0	0- 0			
1- 1	0- 1	0- 0	CONFERENCE	0- 0	0- 0	1- 0			
1- 0	0- 0	0- 0	HOME	0- 0	0- 0	1- 0			
0- 1	0- 1	0- 0	AWAY	0- 0	0- 0	0- 0			
0- 0	0- 0	0- 0	NEUTRAL	0- 0	0- 0	0- 0			

RPI 1-25				RPI 26-50				RPI 51-100				RPI 101+				Team's RPI: 132
RPI	S	Opponent	Score	RPI	S	Opponent	Score	RPI	S	Opponent	Score	RPI	S	Opponent	Score	
5	A	UConn	38 82					67	H	Old Dominion	72 76	109	H	Yale	66 52	
								76	A	Pittsburgh	48 65	116	A	Miami (OH)	65 78	
												133	A	Ohio St.	56 69	
												153	H	Xavier	79 61	
												167	H	VCU	66 54	
												195	A	Ball St.	63 75	
												195	A	Saint Louis	51 50	
												226	H	Howard	85 51	
												238	H	SMU	69 57	
												270	H	ETSU	77 64	
												324	H	Lipscomb	71 55	
												337	H	Austin Peay	69 48	
LAST 12 Division I GAMES:																
5	A	UConn	38 82	226	H	Howard	85 51									
238	H	SMU	69 57	153	H	Xavier	79 61									
324	H	Lipscomb	71 55	167	H	VCU	66 54									
109	H	Yale	66 52	116	A	Miami (OH)	65 78									
195	A	Saint Louis	51 50	133	A	Ohio St.	56 69									
76	A	Pittsburgh	48 65	195	A	Ball St.	63 75									

Non-Div I Games:

Cincinnati

Clemson				Through Games Of Jan. 10, 2019							
Average RPI	Win:	166	WON-LOST	WINNING	LAST 10	STRENGTH OF	OPP. STRENGTH	TEAM	ADJ.	CONF.	ADJ CONF.
Average RPI	Loss:	69	RECORD	PCT. RANK	GAMES	SCHEDULE	OF SCHEDULE	RPI	RPI	RPI	RPI
DIV. I ONLY			11- 5	84	8-2	61	49	69	69	1	1
DIV. I NON-CONF.			9- 4	85	1- 0	111	93	87	87	1	1

TOTALS	RPI 1-25			RPI 26-50		W-L RECORDS		RPI 51-100		RPI 101-150	RPI 150+
11- 5	0- 1			2- 2		OVERALL		0- 0		4- 1	5- 1
9- 2	0- 1			1- 0		HOME		0- 0		3- 0	5- 1
1- 2	0- 0			1- 1		AWAY		0- 0		0- 1	0- 0
1- 1	0- 0			0- 1		NEUTRAL		0- 0		1- 0	0- 0
9- 4	0- 0			1- 2		NON-CONFERENCE		0- 0		3- 1	5- 1
8- 1	0- 0			1- 0		HOME		0- 0		2- 0	5- 1
0- 2	0- 0			0- 1		AWAY		0- 0		0- 1	0- 0
1- 1	0- 0			0- 1		NEUTRAL		0- 0		1- 0	0- 0
2- 1	0- 1			1- 0		CONFERENCE		0- 0		1- 0	0- 0
1- 1	0- 1			0- 0		HOME		0- 0		1- 0	0- 0
1- 0	0- 0			1- 0		AWAY		0- 0		0- 0	0- 0
0- 0	0- 0			0- 0		NEUTRAL		0- 0		0- 0	0- 0

RPI 1-25				RPI 26-50				RPI 51-100				Team's RPI: 69				RPI 101+			
RPI	S	Opponent	Score	RPI	S	Opponent	Score	RPI	S	Opponent	Score	RPI	S	Opponent	Score	RPI	S	Opponent	Score
4	H	Syracuse	75 84	30	N	Tennessee	66 78									118	A	Al abama	56 76
				34	A	Mi ami (FL)	76 67									122	H	Vi rgi ni a	71 65
				37	A	South Carol ina	57 69									138	N	Okl ahoma	74 62
				43	H	Bel mont	65 62									139	H	Appal achi an St.	87 48
																143	H	Ill i noi s	69 67
																158	H	Davi dson	80 90
																184	H	Hi gh Poi nt	83 64
																186	H	Rhode Isl and	80 67
																251	H	Wofford	85 77
																259	H	Marshall	68 54
																324	H	Li pscomb	68 26
LAST 12 Di vi si on I GAMES:																			
138	N	Okl ahoma	74 62	122	H	Vi rgi ni a	71 65												
34	A	Mi ami (FL)	76 67	4	H	Syracuse	75 84												
184	H	Hi gh Poi nt	83 64	139	H	Appal achi an St.	87 48												
43	H	Bel mont	65 62	259	H	Marshall	68 54												
143	H	Ill i noi s	69 67	158	H	Davi dson	80 90												
30	N	Tennessee	66 78	186	H	Rhode Isl and	80 67												

Non-Di v I Games:

Clemson

Cleveland and St.

Cleveland and St.				Through Games Of Jan. 10, 2019							
Average RPI	Win:	272	WON-LOST	WINNING	LAST 10	STRENGTH OF	OPP. STRENGTH	TEAM	ADJ.	CONF.	ADJ CONF.
Average RPI	Loss:	148	RECORD	PCT. RANK	GAMES	SCHEDULE	OF SCHEDULE	RPI	RPI	RPI	RPI
DIV. I ONLY		4- 10	267	3-7		188	255	253	253	19	19
DIV. I NON-CONF.		1- 8	322	0- 0		36	327	269	269	16	16

TOTALS	RPI 1-25		RPI 26-50		W-L RECORDS	RPI 51-100		RPI 101-150		RPI 150+	
4- 10	0- 0		0- 1		OVERALL	0- 3		0- 1		4- 5	
2- 3	0- 0		0- 0		HOME	0- 1		0- 1		2- 1	
2- 6	0- 0		0- 1		AWAY	0- 1		0- 0		2- 4	
0- 1	0- 0		0- 0		NEUTRAL	0- 1		0- 0		0- 0	
1- 8	0- 0		0- 0		NON-CONFERENCE	0- 3		0- 0		1- 5	
1- 2	0- 0		0- 0		HOME	0- 1		0- 0		1- 1	
0- 5	0- 0		0- 0		AWAY	0- 1		0- 0		0- 4	
0- 1	0- 0		0- 0		NEUTRAL	0- 1		0- 0		0- 0	
3- 2	0- 0		0- 1		CONFERENCE	0- 0		0- 1		3- 0	
1- 1	0- 0		0- 0		HOME	0- 0		0- 1		1- 0	
2- 1	0- 0		0- 1		AWAY	0- 0		0- 0		2- 0	
0- 0	0- 0		0- 0		NEUTRAL	0- 0		0- 0		0- 0	

RPI 1-25				RPI 26-50				RPI 51-100				RPI 101+ Team's RPI: 253			
RPI	S	Opponent	Score	RPI	S	Opponent	Score	RPI	S	Opponent	Score	RPI	S	Opponent	Score
				49	A	Green Bay	53 62	58	A	Ohio	54 72	113	H	IUPUI	50 75
								77	N	Tulane	72 81	172	H	Illinois St.	67 63
								89	H	Toledo	60 65	185	H	Bradley	65 67
												195	A	Ball St.	62 67
												224	A	Eastern Mich.	63 69
												227	A	San Diego	82 83
												254	A	Oakland	64 62
												259	A	Marshall	64 86
												328	H	UIC	71 53
												332	A	Detroit Mercy	67 49
LAST 12 Division I GAMES:															
				49	A	Green Bay	53 62	113	H	IUPUI	50 75				
				328	H	UIC	71 53	332	A	Detroit Mercy	67 49				
				58	A	Ohio	54 72	254	A	Oakland	64 62				
				77	N	Tulane	72 81	185	H	Bradley	65 67				
				227	A	San Diego	82 83	259	A	Marshall	64 86				
				172	H	Illinois St.	67 63	89	H	Toledo	60 65				

Non-Div I Games: Lake Erie 79 49 Salem (WV) 113 81 Cleveland and St.

Cleveland and St.

Average RPI Win:	300	WON-LOST	WINNING	LAST 10	STRENGTH OF	OPP. STRENGTH	TEAM	ADJ.	CONF.	ADJ CONF.
Average RPI Loss:	124	RECORD	PCT. RANK	GAMES	SCHEDULE	OF SCHEDULE	RPI	RPI	RPI	RPI
DIV. I ONLY	6- 6	167	5-5	180	336	201	201	15	15	
DIV. I NON-CONF.	6- 3	91	0- 0	283	338	192	192	17	17	
<hr/>										
TOTALS	RPI 1-25	RPI 26-50	W-L RECORDS	RPI 51-100	RPI 101-150	RPI 150+				
6- 6	0- 0	0- 1	OVERALL	0- 1	0- 2	6- 2				
4- 2	0- 0	0- 0	HOME	0- 1	0- 0	4- 1				
2- 2	0- 0	0- 0	AWAY	0- 0	0- 1	2- 1				
0- 2	0- 0	0- 1	NEUTRAL	0- 0	0- 1	0- 0				
6- 3	0- 0	0- 1	NON-CONFERENCE	0- 0	0- 1	6- 1				
4- 0	0- 0	0- 0	HOME	0- 0	0- 0	4- 0				
2- 1	0- 0	0- 0	AWAY	0- 0	0- 0	2- 1				
0- 2	0- 0	0- 1	NEUTRAL	0- 0	0- 1	0- 0				
0- 3	0- 0	0- 0	CONFERENCE	0- 1	0- 1	0- 1				
0- 2	0- 0	0- 0	HOME	0- 1	0- 0	0- 1				
0- 1	0- 0	0- 0	AWAY	0- 0	0- 1	0- 0				
0- 0	0- 0	0- 0	NEUTRAL	0- 0	0- 0	0- 0				

RPI	S	Opponent	Score	RPI	S	Opponent	Score	RPI	S	Opponent	Score	RPI	S	Opponent	Score	Team's RPI: 201
38	N	Auburn	78 84	99	H	Troy	81 82	117	N	Rice	52 56	123	A	Texas St.	58 73	
								159	H	South Alabama	78 88	203	H	Bowling Green	81 80	
								210	A	UC Riverside	43 62	294	H	Memphis	90 71	
								313	H	South Carolina St.	57 44	321	A	UNC Greensboro	78 71	
								323	H	Western Caro.	77 59	343	A	N.C. Central	89 66	
<hr/>																
LAST 12 Division I GAMES:																
123	A	Texas St.	58 73	99	H	Troy	81 82	321	A	UNC Greensboro	78 71	117	N	Rice	52 56	
159	H	South Alabama	78 88	38	N	Auburn	78 84	343	A	N.C. Central	89 66	294	H	Memphis	90 71	
203	H	Bowling Green	81 80													
210	A	UC Riverside	43 62													
313	H	South Carolina St.	57 44													
323	H	Western Caro.	77 59													

Non-Div I Games: N.C. Wesleyan 126 65 Meredith 128 39

Coastal Caro.

Average RPI Win: 328		WON-LOST RECORD		WINNING PCT. RANK		LAST 10 GAMES		STRENGTH OF SCHEDULE		OPP. STRENGTH OF SCHEDULE		TEAM RPI		ADJ. RPI		CONF. RPI		ADJ. CONF. RPI	
Average RPI Loss: 233																			
DIV. I ONLY		3- 8		277		2-8		324		351		336		336		12		12	
DIV. I NON-CONF.		3- 7		256		0- 0		332		351		339		339		14		14	
TOTALS		RPI 1-25		RPI 26-50		W-L RECORDS		RPI 51-100		RPI 101-150		RPI 150+							
3- 8		0- 0		0- 0		OVERALL		0- 0		0- 1		3- 7							
2- 3		0- 0		0- 0		HOME		0- 0		0- 0		2- 3							
1- 5		0- 0		0- 0		AWAY		0- 0		0- 1		1- 4							
0- 0		0- 0		0- 0		NEUTRAL		0- 0		0- 0		0- 0							
3- 7		0- 0		0- 0		NON-CONFERENCE		0- 0		0- 1		3- 6							
2- 3		0- 0		0- 0		HOME		0- 0		0- 0		2- 3							
1- 4		0- 0		0- 0		AWAY		0- 0		0- 1		1- 3							
0- 0		0- 0		0- 0		NEUTRAL		0- 0		0- 0		0- 0							
0- 1		0- 0		0- 0		CONFERENCE		0- 0		0- 0		0- 1							
0- 0		0- 0		0- 0		HOME		0- 0		0- 0		0- 0							
0- 1		0- 0		0- 0		AWAY		0- 0		0- 0		0- 1							
0- 0		0- 0		0- 0		NEUTRAL		0- 0		0- 0		0- 0							

RPI 1-25				RPI 26-50				RPI 51-100				RPI 101+ Team's RPI: 336			
RPI	S	Opponent	Score	RPI	S	Opponent	Score	RPI	S	Opponent	Score	RPI	S	Opponent	Score
												139	A	Appalachian St.	66 80
												161	A	UNCW	49 71
												212	H	Furman	67 70
												230	A	George Mason	52 66
												247	A	Campbell	65 66
												251	A	Wofford	58 78
												310	H	Winthrop	64 71
												313	H	South Carolina St.	75 51
												314	H	Presbyterian	65 71
												324	A	Lipscomb	65 63
												348	H	Charleston So.	79 52
LAST 12 Division I GAMES:															
				161	A	UNCW	49 71	314	H	Presbyterian	65 71				
				230	A	George Mason	52 66	348	H	Charleston So.	79 52				
				251	A	Wofford	58 78	324	A	Lipscomb	65 63				
				247	A	Campbell	65 66	139	A	Appalachian St.	66 80				
				313	H	South Carolina St.	75 51	310	H	Winthrop	64 71				
								212	H	Furman	67 70				

Non-Div I Games:	North Greenville	95	62
------------------	------------------	----	----

Col. of Charleston

■ Loss, ■ Non-Conf, S Site, H Home A Away N Neutral

Colgate		Through Games Of Jan. 10, 2019									
Average RPI	Win: 295	WON-LOST	WINNING	LAST 10	STRENGTH OF	OPP. STRENGTH	TEAM	ADJ.	CONF.	ADJ CONF.	
Average RPI	Loss: 200	RECORD	PCT. RANK	GAMES	SCHEDULE	OF SCHEDULE	RPI	RPI	RPI	RPI	
DIV. I ONLY	6- 7	188	6-4	317	334	260	260	22	22		
DIV. I NON-CONF.	4- 6	212	0- 0	333	332	305	305	23	23		

TOTALS	RPI 1-25	RPI 26-50	W-L RECORDS	RPI 51-100	RPI 101-150	RPI 150+					
6- 7	0- 0	0- 0	OVERALL	0- 1	0- 2	6- 4					
4- 1	0- 0	0- 0	HOME	0- 0	0- 0	4- 1					
2- 6	0- 0	0- 0	AWAY	0- 1	0- 2	2- 3					
0- 0	0- 0	0- 0	NEUTRAL	0- 0	0- 0	0- 0					
4- 6	0- 0	0- 0	NON-CONFERENCE	0- 1	0- 1	4- 4					
3- 1	0- 0	0- 0	HOME	0- 0	0- 0	3- 1					
1- 5	0- 0	0- 0	AWAY	0- 1	0- 1	1- 3					
0- 0	0- 0	0- 0	NEUTRAL	0- 0	0- 0	0- 0					
2- 1	0- 0	0- 0	CONFERENCE	0- 0	0- 1	2- 0					
1- 0	0- 0	0- 0	HOME	0- 0	0- 0	1- 0					
1- 1	0- 0	0- 0	AWAY	0- 0	0- 1	1- 0					
0- 0	0- 0	0- 0	NEUTRAL	0- 0	0- 0	0- 0					

RPI 1-25				RPI 26-50				RPI 51-100				RPI 101+ Team' s RPI: 260					
RPI	S	Opponent	Score	RPI	S	Opponent	Score	RPI	S	Opponent	Score	RPI	S	Opponent	Score		
								78	A	Dayton	58	67	109	A	Yal e	61	80
													149	A	Ameri can	57	76
													229	A	Hol y Cross	70	67
													230	A	George Mason	61	64
													245	A	Ni agara	69	74
													258	H	Col umbi a	84	71
													268	A	Si ena	53	55
													296	A	UMass Lowel l	61	52
													311	H	Can i si us	67	53
													319	H	NJIT	53	71
													329	H	Lafayette	60	49
													349	H	Fai r l ei gh Di cki nson	71	52
LAST 12 Di vi si on I GAMES:																	
329	H	Lafayette	60	49	245	A	Ni agara	69	74	319	H	NJIT	53	71			
149	A	Ameri can	57	76	296	A	UMass Lowel l	61	52	349	H	Fai r l ei gh Di cki nson	71	52			
229	A	Hol y Cross	70	67	268	A	Si ena	53	55								
311	H	Can i si us	67	53	258	H	Col umbi a	84	71								
230	A	George Mason	61	64													
78	A	Dayton	58	67													

Non-Div I Games:

Colgate

Col orado				Through Games Of Jan. 10, 2019							
Average RPI	Win:	175	WON-LOST	WINNING	LAST 10	STRENGTH OF	OPP. STRENGTH	TEAM	ADJ.	CONF.	ADJ CONF.
Average RPI	Loss:	40	RECORD	PCT. RANK	GAMES	SCHEDULE	OF SCHEDULE	RPI	RPI	RPI	RPI
DIV. I ONLY	10- 4	68	6-4	90	69	88	88	2	2		
DIV. I NON-CONF.	10- 1	19	0- 0	221	77	43	43	2	2		

TOTALS	RPI 1-25		RPI 26-50		W-L RECORDS	RPI 51-100		RPI 101-150		RPI 150+	
10- 4	0- 1		1- 1		OVERALL	1- 2		1- 0		7- 0	
8- 3	0- 1		1- 0		HOME	1- 2		0- 0		6- 0	
1- 1	0- 0		0- 1		AWAY	0- 0		0- 0		1- 0	
1- 0	0- 0		0- 0		NEUTRAL	0- 0		1- 0		0- 0	
10- 1	0- 0		1- 1		NON-CONFERENCE	1- 0		1- 0		7- 0	
8- 0	0- 0		1- 0		HOME	1- 0		0- 0		6- 0	
1- 1	0- 0		0- 1		AWAY	0- 0		0- 0		1- 0	
1- 0	0- 0		0- 0		NEUTRAL	0- 0		1- 0		0- 0	
0- 3	0- 1		0- 0		CONFERENCE	0- 2		0- 0		0- 0	
0- 3	0- 1		0- 0		HOME	0- 2		0- 0		0- 0	
0- 0	0- 0		0- 0		AWAY	0- 0		0- 0		0- 0	
0- 0	0- 0		0- 0		NEUTRAL	0- 0		0- 0		0- 0	

RPI 1-25				RPI 26-50				Team's RPI: 88		RPI 101+	
RPI S Opponent	Score			RPI S Opponent	Score			RPI S Opponent	Score		
13 H Arizona St.	70 76			34 A Miami (FL)	58 73			52 H Utah	61 76		
				41 H North Carol in a	86 74			57 H Northern Col o.	77 69		
								59 H Ari zona	67 69		

LAST 12 Division I GAMES:											
13 H Arizona St.	70 76			208 H Samford	81 39			150 N Utah St.	78 68		
59 H Arizona	67 69			163 H Prair ie Vi ew	79 38			163 H Prair ie Vi ew	79 38		
52 H Utah	61 76			234 H Navy	59 43			169 H Pepperdi ne	80 65		
150 N Utah St.	78 68			312 H San Jose St.	76 64			174 H Colorado St.	59 40		
237 A Nevada	65 52			34 A Mi ami (FL)	58 73			208 H Samford	81 39		
41 H North Carol in a	86 74			169 H Pepperdi ne	80 65			234 H Navy	59 43		
								237 A Nevada	65 52		
								312 H San Jose St.	76 64		

Non-Div I Games:

Colorado

Average RPI Win:	213	WON-LOST	WINNING	LAST 10	STRENGTH OF	OPP. STRENGTH	TEAM	ADJ.	CONF.	ADJ CONF.
Average RPI Loss:	71	RECORD	PCT. RANK	GAMES	SCHEDULE	OF SCHEDULE	RPI	RPI	RPI	RPI
DIV. I ONLY	5- 7	214	5-5	50	100	174	174	11	11	
DIV. I NON-CONF.	4- 5	190	0- 0	18	122	107	107	10	10	

TOTALS	RPI 1-25	RPI 26-50	W-L RECORDS	RPI 51-100	RPI 101-150	RPI 150+				
5- 7	0- 2	0- 1	OVERALL	0- 3	0- 0	5- 1				
5- 3	0- 1	0- 0	HOME	0- 2	0- 0	5- 0				
0- 4	0- 1	0- 1	AWAY	0- 1	0- 0	0- 1				
0- 0	0- 0	0- 0	NEUTRAL	0- 0	0- 0	0- 0				
4- 5	0- 2	0- 1	NON-CONFERENCE	0- 2	0- 0	4- 0				
4- 2	0- 1	0- 0	HOME	0- 1	0- 0	4- 0				
0- 3	0- 1	0- 1	AWAY	0- 1	0- 0	0- 0				
0- 0	0- 0	0- 0	NEUTRAL	0- 0	0- 0	0- 0				
1- 2	0- 0	0- 0	CONFERENCE	0- 1	0- 0	1- 1				
1- 1	0- 0	0- 0	HOME	0- 1	0- 0	1- 0				
0- 1	0- 0	0- 0	AWAY	0- 0	0- 0	0- 1				
0- 0	0- 0	0- 0	NEUTRAL	0- 0	0- 0	0- 0				

RPI 1-25				RPI 26-50				RPI 51-100				RPI 101+				Team's RPI: 174
RPI	S	Opponent	Score	RPI	S	Opponent	Score	RPI	S	Opponent	Score	RPI	S	Opponent	Score	
10	A	Gonzaga	39 50	32	A	BYU	42 51	57	H	Northern Colo.	47 53	154	H	Denver	84 79	
13	H	Arizona St.	39 70					88	A	Colorado	40 59	193	H	Cornell	56 53	
								100	H	Fresno St.	55 66	194	A	Air Force	48 63	
												209	H	Northern Ari z.	65 54	
												228	H	UNLV	52 49	
												283	H	North Florida	61 59	
LAST 12 Division I GAMES:																
194	A	Air Force	48 63	154	H	Denver	84 79									
100	H	Fresno St.	55 66	32	A	BYU	42 51									
228	H	UNLV	52 49	13	H	Arizona St.	39 70									
193	H	Cornell	56 53	209	H	Northern Ari z.	65 54									
57	H	Northern Colo.	47 53	283	H	North Florida	61 59									
88	A	Colorado	40 59	10	A	Gonzaga	39 50									

Non-Div I Games: Chadron St. 91 38 Eastern N.M. 72 46

Colorado St.

Columbi a				Through Games Of Jan. 10, 2019						
Average RPI Win:	238	WON-LOST RECORD	WINNING PCT. RANK	LAST 10 GAMES	STRENGTH OF SCHEDULE	OPP. STRENGTH OF SCHEDULE	TEAM RPI	ADJ. RPI	CONF. RPI	ADJ CONF. RPI
Average RPI Loss:	189									
DIV. I ONLY		4- 9	254	2-8	228	285	258	258	10	10
DIV. I NON-CONF.		4- 9	253	1- 0	222	280	265	265	12	12

TOTALS		RPI 1-25	RPI 26-50		W-L RECORDS		RPI 51-100	RPI 101-150	RPI 150+	
4- 9	0- 0	0- 0		OVERALL		0- 1	0- 3	4- 5		
2- 3	0- 0	0- 0		HOME		0- 0	0- 1	2- 2		
2- 6	0- 0	0- 0		AWAY		0- 1	0- 2	2- 3		
0- 0	0- 0	0- 0		NEUTRAL		0- 0	0- 0	0- 0		
4- 9	0- 0	0- 0		NON-CONFERENCE		0- 1	0- 3	4- 5		
2- 3	0- 0	0- 0		HOME		0- 0	0- 1	2- 2		
2- 6	0- 0	0- 0		AWAY		0- 1	0- 2	2- 3		
0- 0	0- 0	0- 0		NEUTRAL		0- 0	0- 0	0- 0		
0- 0	0- 0	0- 0		CONFERENCE		0- 0	0- 0	0- 0		
0- 0	0- 0	0- 0		HOME		0- 0	0- 0	0- 0		
0- 0	0- 0	0- 0		AWAY		0- 0	0- 0	0- 0		
0- 0	0- 0	0- 0		NEUTRAL		0- 0	0- 0	0- 0		

RPI 1-25				RPI 26-50				RPI 51-100				RPI 101+ Team's RPI: 258					
RPI	S	Opponent	Score	RPI	S	Opponent	Score	RPI	S	Opponent	Score	RPI	S	Opponent	Score		
								90	A	Boston College	60	74	106	H	Houston	72	83
													110	A	Fordham	49	68
													143	A	Illinois	69	76
													183	A	Mercer	72	68
													187	A	Milwaukee	65	78
													214	H	Hampton	88	63
													218	H	Cal St. Fullerton	58	61
													248	A	Hofstra	65	63
													260	A	Colgate	71	84
													287	A	Saint Joseph's	61	68
													299	H	Albany (NY)	58	62
													305	H	Army West Point	70	49
LAST 12 Division I GAMES:																	
183	A	Mercer	72	68	110	A	Fordham	49	68	218	H	Cal St. Fullerton	58	61			
214	H	Hampton	88	63	90	A	Boston College	60	74	287	A	Saint Joseph's	61	68			
299	H	Albany (NY)	58	62	260	A	Colgate	71	84	305	H	Houston	72	83			
143	A	Illinois	69	76													
187	A	Milwaukee	65	78													
305	H	Army West Point	70	49													

Non-Div I Games:

Columbi a

Average RPI Win:	346	WON-LOST	WINNING	LAST 10	STRENGTH OF	OPP. STRENGTH	TEAM	ADJ.	CONF.	ADJ CONF.
Average RPI Loss:	148	RECORD	PCT. RANK	GAMES	SCHEDULE	OF SCHEDULE	RPI	RPI	RPI	RPI
DIV. I ONLY	1- 13	341	1-9	72	292	263	263	32	32	
DIV. I NON-CONF.	0- 12	336	0- 0	14	239	249	249	32	32	

TOTALS	RPI 1-25	RPI 26-50	W-L RECORDS	RPI 51-100	RPI 101-150	RPI 150+				
1- 13	0- 1	0- 1	OVERALL	0- 4	0- 1	1- 6				
0- 2	0- 0	0- 0	HOME	0- 0	0- 0	0- 2				
1- 10	0- 1	0- 1	AWAY	0- 4	0- 1	1- 3				
0- 1	0- 0	0- 0	NEUTRAL	0- 0	0- 0	0- 1				
0- 12	0- 1	0- 1	NON-CONFERENCE	0- 4	0- 1	0- 5				
0- 1	0- 0	0- 0	HOME	0- 0	0- 0	0- 1				
0- 10	0- 1	0- 1	AWAY	0- 4	0- 1	0- 3				
0- 1	0- 0	0- 0	NEUTRAL	0- 0	0- 0	0- 1				
1- 1	0- 0	0- 0	CONFERENCE	0- 0	0- 0	1- 1				
0- 1	0- 0	0- 0	HOME	0- 0	0- 0	0- 1				
1- 0	0- 0	0- 0	AWAY	0- 0	0- 0	1- 0				
0- 0	0- 0	0- 0	NEUTRAL	0- 0	0- 0	0- 0				

RPI 1-25				RPI 26-50				RPI 51-100				RPI 101+ Team's RPI: 263			
RPI	S	Opponent	Score	RPI	S	Opponent	Score	RPI	S	Opponent	Score	RPI	S	Opponent	Score
12	A	Mississippi St.	38 110	29	A	Maryland	36 93	58	A	Ohio	62 87	122	A	Virginia	41 55
								67	A	Old Dominion	51 81	156	A	West Virginia	37 78
								75	A	Minnesota	52 84	173	N	UAB	61 86
								94	A	FGCU	61 93	245	A	Niagara	69 71
												259	A	Marshall	67 88
												288	H	UMBC	52 57
												346	A	Delaware St.	71 57
												347	H	Savannah St.	70 76

LAST 12 Division I GAMES:															
346	A	Delaware St.	71 57	173	N	UAB	61 86								
347	H	Savannah St.	70 76	94	A	FGCU	61 93								
67	A	Old Dominion	51 81	245	A	Niagara	69 71								
259	A	Marshall	67 88	75	A	Minnesota	52 84								
12	A	Mississippi St.	38 110	58	A	Ohio	62 87								
288	H	UMBC	52 57	122	A	Virginia	41 55								

Non-Div I Games:

Coppin St.

Average RPI Win: 281
Average RPI Loss: 148

WON-LOST
RECORD

WINNING
PCT. RANK

LAST 10
GAMES

STRENGTH OF
SCHEDULE

OPP. STRENGTH
OF SCHEDULE

TEAM
RPI

ADJ.
RPI

CONF.
RPI

ADJ CONF.
RPI

DIV. I ONLY	6- 5	144	6-4	273	295	193	193	10	10
DIV. I NON-CONF.	6- 5	143	1- 0	276	298	198	198	12	12

TOTALS	RPI 1-25	RPI 26-50	W-L RECORDS	RPI 51-100	RPI 101-150	RPI 150+			
6- 5	0- 0	0- 0	OVERALL	0- 1	0- 2	6- 2			
5- 0	0- 0	0- 0	HOME	0- 0	0- 0	5- 0			
1- 5	0- 0	0- 0	AWAY	0- 1	0- 2	1- 2			
0- 0	0- 0	0- 0	NEUTRAL	0- 0	0- 0	0- 0			
6- 5	0- 0	0- 0	NON-CONFERENCE	0- 1	0- 2	6- 2			
5- 0	0- 0	0- 0	HOME	0- 0	0- 0	5- 0			
1- 5	0- 0	0- 0	AWAY	0- 1	0- 2	1- 2			
0- 0	0- 0	0- 0	NEUTRAL	0- 0	0- 0	0- 0			
0- 0	0- 0	0- 0	CONFERENCE	0- 0	0- 0	0- 0			
0- 0	0- 0	0- 0	HOME	0- 0	0- 0	0- 0			
0- 0	0- 0	0- 0	AWAY	0- 0	0- 0	0- 0			
0- 0	0- 0	0- 0	NEUTRAL	0- 0	0- 0	0- 0			

RPI 1-25				RPI 26-50				RPI 51-100				RPI 101+				Team's RPI: 193
RPI	S	Opponent	Score	RPI	S	Opponent	Score	RPI	S	Opponent	Score	RPI	S	Opponent	Score	
								75	A	Minnesota	45 65	108	A	Lehigh	54 67	
												136	A	Stony Brook	61 63	
												174	A	Colorado St.	53 56	
												202	H	St. Bonaventure	58 44	
												214	H	Hampton	79 53	
												246	A	Binghamton	61 72	
												296	H	UMass Lowell	63 54	
												299	H	Albany (NY)	48 34	
												329	A	Lafayette	62 59	
												346	H	Delaware St.	94 59	
LAST 12 Division I GAMES:																
202	H	St. Bonaventure	58 44	346	H	Delaware St.	94 59									
214	H	Hampton	79 53	136	A	Stony Brook	61 63									
329	A	Lafayette	62 59	108	A	Lehigh	54 67									
299	H	Albany (NY)	48 34	174	A	Colorado St.	53 56									
246	A	Binghamton	61 72	75	A	Minnesota	45 65									
				296	H	UMass Lowell	63 54									

Non-Div I Games:

Cornell

Creighton				Through Games Of Jan. 10, 2019							
Average RPI	Win:	177	WON-LOST	WINNING	LAST 10	STRENGTH OF	OPP. STRENGTH	TEAM	ADJ.	CONF.	ADJ CONF.
Average RPI	Loss:	28	RECORD	PCT. RANK	GAMES	SCHEDULE	OF SCHEDULE	RPI	RPI	RPI	RPI
DIV. I ONLY			8- 7	157	7-3	45	24	82	82	5	5
DIV. I NON-CONF.			6- 5	143	0- 0	99	45	102	102	5	5

TOTALS		RPI 1-25	RPI 26-50		W-L RECORDS		RPI 51-100	RPI 101-150	RPI 150+		
8- 7		0- 4	0- 2		OVERALL		3- 1	1- 0	4- 0		
3- 4		0- 3	0- 1		HOME		2- 0	0- 0	1- 0		
3- 3		0- 1	0- 1		AWAY		1- 1	0- 0	2- 0		
2- 0		0- 0	0- 0		NEUTRAL		0- 0	1- 0	1- 0		
6- 5		0- 3	0- 1		NON-CONFERENCE		1- 1	1- 0	4- 0		
2- 3		0- 3	0- 0		HOME		1- 0	0- 0	1- 0		
2- 2		0- 0	0- 1		AWAY		0- 1	0- 0	2- 0		
2- 0		0- 0	0- 0		NEUTRAL		0- 0	1- 0	1- 0		
2- 2		0- 1	0- 1		CONFERENCE		2- 0	0- 0	0- 0		
1- 1		0- 0	0- 1		HOME		1- 0	0- 0	0- 0		
1- 1		0- 1	0- 0		AWAY		1- 0	0- 0	0- 0		
0- 0		0- 0	0- 0		NEUTRAL		0- 0	0- 0	0- 0		

RPI 1-25				RPI 26-50				RPI 51-100 Team's RPI: 82				RPI 101+			
RPI	S	Opponent	Score	RPI	S	Opponent	Score	RPI	S	Opponent	Score	RPI	S	Opponent	Score
11	H	Drake	69 85	31	A	South Dakota St.	48 74	54	A	DePaul	85 82	141	N	South Fla.	83 76
16	A	Marquette	67 85	33	H	Villanova	52 54	64	A	UNI	55 65	179	N	Vanderbilt	75 55
17	H	South Dakota	65 77					87	H	Georgetown	65 38	241	A	Wichita St.	83 71
23	H	Florida St.	52 71					91	H	Nebraska	74 65	298	H	Omaha	66 51
												322	A	North Dakota St.	86 51
LAST 12 Division I GAMES:															
87	H	Georgetown	65 38	179	N	Vanderbilt	75 55								
33	H	Villanova	52 54	141	N	South Fla.	83 76								
16	A	Marquette	67 85	23	H	Florida St.	52 71								
54	A	DePaul	85 82	241	A	Wichita St.	83 71								
11	H	Drake	69 85	298	H	Omaha	66 51								
64	A	UNI	55 65	91	H	Nebraska	74 65								

Non-Div I Games:

Creighton

Average RPI Win:	270	WON-LOST	WINNING	LAST 10	STRENGTH OF	OPP. STRENGTH	TEAM	ADJ.	CONF.	ADJ CONF.
Average RPI Loss:	159	RECORD	PCT. RANK	GAMES	SCHEDULE	OF SCHEDULE	RPI	RPI	RPI	RPI
DIV. I ONLY	7- 6	146	5-5	305	247	223	223	10	10	
DIV. I NON-CONF.	7- 6	153	0- 1	295	249	232	232	12	12	

TOTALS	RPI 1-25	RPI 26-50	W-L RECORDS	RPI 51-100	RPI 101-150	RPI 150+				
7- 6	0- 0	0- 1	OVERALL	0- 2	1- 0	6- 3				
5- 1	0- 0	0- 1	HOME	0- 0	1- 0	4- 0				
2- 3	0- 0	0- 0	AWAY	0- 1	0- 0	2- 2				
0- 2	0- 0	0- 0	NEUTRAL	0- 1	0- 0	0- 1				
7- 6	0- 0	0- 1	NON-CONFERENCE	0- 2	1- 0	6- 3				
5- 1	0- 0	0- 1	HOME	0- 0	1- 0	4- 0				
2- 3	0- 0	0- 0	AWAY	0- 1	0- 0	2- 2				
0- 2	0- 0	0- 0	NEUTRAL	0- 1	0- 0	0- 1				
0- 0	0- 0	0- 0	CONFERENCE	0- 0	0- 0	0- 0				
0- 0	0- 0	0- 0	HOME	0- 0	0- 0	0- 0				
0- 0	0- 0	0- 0	AWAY	0- 0	0- 0	0- 0				
0- 0	0- 0	0- 0	NEUTRAL	0- 0	0- 0	0- 0				

RPI	S	Opponent	Score	RPI	S	Opponent	Score	RPI	S	Opponent	Score	RPI	S	Opponent	Score	Team's RPI: 223
47	H	Buffal o	69 75	79	N	Mi ddle Tenn.	58 70	140	H	Boston U.	64 44	218	A	Cal St. Fullerton	62 67	
				90	A	Boston Col lege	68 99	227	A	San Di ego	76 78	246	H	Bi nghamton	63 39	
								278	H	Fairfi eld	59 46	291	N	UC Santa Barbara	56 62	
								296	H	UMass Lowell	70 54	306	A	New Hampshi re	62 42	
								307	A	Vermont	66 42	317	H	Loyol a Maryl and	54 41	

LAST 12 Division I GAMES:																
291	N	UC Santa Barbara	56 62	47	H	Buffal o	69 75	296	H	UMass Lowell	70 54	278	H	Fairfi eld	59 46	
246	H	Binghamton	63 39	296	H	UMass Lowell	70 54	278	H	Fairfi eld	59 46	140	H	Boston U.	64 44	
90	A	Boston Col lege	68 99	278	H	Fairfi eld	59 46	227	A	San Di ego	76 78	218	A	Cal St. Fullerton	62 67	
306	A	New Hampshire	62 42	140	H	Boston U.	64 44	307	A	Vermont	66 42					
79	N	Mi ddle Tenn.	58 70	227	A	San Di ego	76 78									
307	A	Vermont	66 42	218	A	Cal St. Fullerton	62 67									

Non-Div I Games:

Dartmouth

Average RPI Win:	204	WON-LOST	WINNING	LAST 10	STRENGTH OF	OPP. STRENGTH	TEAM	ADJ.	CONF.	ADJ CONF.
Average RPI Loss:	146	RECORD	PCT. RANK	GAMES	SCHEDULE	OF SCHEDULE	RPI	RPI	RPI	RPI
DIV. I ONLY	7- 7	167	6-4	178	186	158	158	18	18	
DIV. I NON-CONF.	5- 7	206	0- 0	191	160	193	193	18	18	

TOTALS	RPI 1-25	RPI 26-50	W-L RECORDS	RPI 51-100	RPI 101-150	RPI 150+				
7- 7	0- 1	0- 0	OVERALL	1- 1	2- 2	4- 3				
4- 1	0- 0	0- 0	HOME	0- 0	1- 1	3- 0				
3- 6	0- 1	0- 0	AWAY	1- 1	1- 1	1- 3				
0- 0	0- 0	0- 0	NEUTRAL	0- 0	0- 0	0- 0				
5- 7	0- 1	0- 0	NON-CONFERENCE	1- 1	1- 2	3- 3				
3- 1	0- 0	0- 0	HOME	0- 0	1- 1	2- 0				
2- 6	0- 1	0- 0	AWAY	1- 1	0- 1	1- 3				
0- 0	0- 0	0- 0	NEUTRAL	0- 0	0- 0	0- 0				
2- 0	0- 0	0- 0	CONFERENCE	0- 0	1- 0	1- 0				
1- 0	0- 0	0- 0	HOME	0- 0	0- 0	1- 0				
1- 0	0- 0	0- 0	AWAY	0- 0	1- 0	0- 0				
0- 0	0- 0	0- 0	NEUTRAL	0- 0	0- 0	0- 0				

RPI 1-25				RPI 26-50				RPI 51-100				RPI 101+				Team's RPI: 158
RPI	S	Opponent	Score	RPI	S	Opponent	Score	RPI	S	Opponent	Score	RPI	S	Opponent	Score	
9	A	NC State	45 75					69	A	Clemson	90 80	130	A	Charlotte	66 78	
								95	A	Princeton	57 65	134	H	William & Mary	76 65	
												139	H	Appalachian St.	78 81	
												148	A	Duquesne	62 47	
												182	A	Elon	72 73	
												184	H	High Point	71 62	
												213	A	Gardner-Webb	49 54	
												230	H	George Mason	67 59	
												256	A	UNC Asheville	56 69	
												314	H	Presbyterian	83 56	
												348	A	Charleston So.	72 34	

LAST 12 Division I GAMES:																
148	A	Duquesne	62 47	314	H	Presbyterian	83 56									
230	H	George Mason	67 59	69	A	Clemson	90 80									
9	A	NC State	45 75	182	A	Elon	72 73									
130	A	Charlotte	66 78	95	A	Princeton	57 65									
256	A	UNC Asheville	56 69	184	H	High Point	71 62									
139	H	Appalachian St.	78 81	134	H	William & Mary	76 65									

Non-Div I Games: Queens (NC) 80 47

Davidson

Average RPI Win: 176

Average RPI Loss: 47

WON-LOST
RECORDWINNING
PCT. RANKLAST 10
GAMESSTRENGTH OF
SCHEDULEOPP. STRENGTH
OF SCHEDULETEAM
RPIADJ.
RPICONF.
RPIADJ CONF.
RPIDIV. I ONLY
DIV. I NON-CONF.7- 6
5- 6146
1776-4
0- 013
5185
18278
6678
6618
1818
18

TOTALS

RPI 1-25

RPI 26-50

W-L RECORDS

RPI 51-100

RPI 101-150

RPI 150+

7- 6
6- 1
0- 4
1- 10- 0
0- 0
0- 0
0- 02- 4
1- 1
0- 3
1- 0OVERALL
HOME
AWAY
NEUTRAL1- 2
1- 0
0- 1
0- 10- 0
0- 0
0- 0
0- 04- 0
4- 0
0- 0
0- 05- 6
4- 1
0- 4
1- 10- 0
0- 0
0- 0
0- 02- 4
1- 1
0- 3
1- 0NON-CONFERENCE
HOME
AWAY
NEUTRAL1- 2
1- 0
0- 1
0- 10- 0
0- 0
0- 0
0- 02- 0
2- 0
0- 0
0- 02- 0
2- 0
0- 0
0- 00- 0
0- 0
0- 0
0- 00- 0
0- 0
0- 0
0- 0CONFERENCE
HOME
AWAY
NEUTRAL0- 0
0- 0
0- 0
0- 00- 0
0- 0
0- 0
0- 02- 0
2- 0
0- 0
0- 0

RPI 1-25

RPI 26-50

RPI 51-100 Team's RPI: 78

RPI 101+

RPI S Opponent Score

RPI S Opponent Score

RPI S Opponent Score

RPI S Opponent Score

26 H Northeastern 79 84

29 A Maryland 71 82

37 A South Carolina 55 65

44 N Georgia Tech 85 66

47 H Buffalo 72 59

49 A Green Bay 35 51

68 A James Madison 55 68

74 N Virginia Tech 57 69

89 H Toledo 70 49

188 H Massachusetts 75 47

257 H La Salle 84 45

260 H Colgate 67 58

345 H Evansville 69 30

LAST 12 Division I GAMES:

188 H Massachusetts 75 47

257 H La Salle 84 45

44 N Georgia Tech 85 66

74 N Virginia Tech 57 69

26 H Northeastern 79 84

29 A Maryland 71 82

345 H Evansville 69 30

47 H Buffalo 72 59

68 A James Madison 55 68

37 A South Carolina 55 65

49 A Green Bay 35 51

89 H Toledo 70 49

D
a
y
t
o
nD
a
y
t
o
n

Non-Div I Games:

Dayton

■ Loss,
 ■ Non-Conf,
 ■ S Site,
 ■ H Home
 ■ A Away
 N Neutral

Delaware

Del aware				Through Games Of Jan. 10, 2019							
Average RPI	Win:	270	WON-LOST	WINNING	LAST 10	STRENGTH OF	OPP. STRENGTH	TEAM	ADJ.	CONF.	ADJ CONF.
Average RPI	Loss:	110	RECORD	PCT. RANK	GAMES	SCHEDULE	OF SCHEDULE	RPI	RPI	RPI	RPI
DIV. I ONLY			5- 9	242	3-7	103	306	207	207	12	12
DIV. I NON-CONF.			5- 7	206	1- 0	137	308	203	203	14	14

TOTALS		RPI 1-25	RPI 26-50		W-L RECORDS		RPI 51-100	RPI 101-150		RPI 150+	
5- 9		0- 1	0- 1		OVERALL		0- 2	0- 3		5- 2	
2- 4		0- 1	0- 1		HOME		0- 1	0- 1		2- 0	
1- 3		0- 0	0- 0		AWAY		0- 1	0- 1		1- 1	
2- 2		0- 0	0- 0		NEUTRAL		0- 0	0- 1		2- 1	
5- 7		0- 1	0- 1		NON-CONFERENCE		0- 1	0- 2		5- 2	
2- 2		0- 1	0- 1		HOME		0- 0	0- 0		2- 0	
1- 3		0- 0	0- 0		AWAY		0- 1	0- 1		1- 1	
2- 2		0- 0	0- 0		NEUTRAL		0- 0	0- 1		2- 1	
0- 2		0- 0	0- 0		CONFERENCE		0- 1	0- 1		0- 0	
0- 2		0- 0	0- 0		HOME		0- 1	0- 1		0- 0	
0- 0		0- 0	0- 0		AWAY		0- 0	0- 0		0- 0	
0- 0		0- 0	0- 0		NEUTRAL		0- 0	0- 0		0- 0	

RPI 1-25				RPI 26-50				RPI 51-100				RPI 101+ Team's RPI: 207			
RPI	S	Opponent	Score	RPI	S	Opponent	Score	RPI	S	Opponent	Score	RPI	S	Opponent	Score
24	H	UCF	60 71	29	H	Maryland	53 77	64	A	UNI	67 79	119	H	Towson	48 56
								68	H	James Madison	43 68	135	N	Montana St.	60 69
												140	A	Boston U.	61 72
												176	N	Nicholls St.	71 56
												185	N	Bradley	47 59
												213	H	Gardner-Webb	69 45
												230	A	George Mason	46 72
												287	H	Saint Joseph's	48 39
												329	N	Lafayette	65 47
												346	A	Delaware St.	85 77

LAST 12 Division I GAMES:															
329	N	Lafayette	65 47	287	H	Saint Joseph's	48 39								
176	N	Nicholls St.	71 56	29	H	Maryland	53 77								
119	H	Towson	48 56	213	H	Gardner-Webb	69 45								
68	H	James Madison	43 68	24	H	UCF	60 71								
185	N	Bradley	47 59	230	A	George Mason	46 72								
346	A	Delaware St.	85 77	140	A	Boston U.	61 72								

Non-Div I Games:

Delaware

Delaware

Average RPI Win:	0	WON-LOST	WINNING	LAST 10	STRENGTH OF	OPP. STRENGTH	TEAM	ADJ.	CONF.	ADJ CONF.
Average RPI Loss:	202	RECORD	PCT. RANK	GAMES	SCHEDULE	OF SCHEDULE	RPI	RPI	RPI	RPI
DIV. I ONLY	0- 11	345	1-9	281	271	346	346	32	32	
DIV. I NON-CONF.	0- 9	336	0- 0	188	270	337	337	32	32	

TOTALS	RPI 1-25	RPI 26-50	W-L RECORDS	RPI 51-100	RPI 101-150	RPI 150+				
0- 11	0- 0	0- 0	OVERALL	0- 2	0- 0	0- 9				
0- 3	0- 0	0- 0	HOME	0- 1	0- 0	0- 2				
0- 8	0- 0	0- 0	AWAY	0- 1	0- 0	0- 7				
0- 0	0- 0	0- 0	NEUTRAL	0- 0	0- 0	0- 0				
0- 9	0- 0	0- 0	NON-CONFERENCE	0- 2	0- 0	0- 7				
0- 2	0- 0	0- 0	HOME	0- 1	0- 0	0- 1				
0- 7	0- 0	0- 0	AWAY	0- 1	0- 0	0- 6				
0- 0	0- 0	0- 0	NEUTRAL	0- 0	0- 0	0- 0				
0- 2	0- 0	0- 0	CONFERENCE	0- 0	0- 0	0- 2				
0- 1	0- 0	0- 0	HOME	0- 0	0- 0	0- 1				
0- 1	0- 0	0- 0	AWAY	0- 0	0- 0	0- 1				
0- 0	0- 0	0- 0	NEUTRAL	0- 0	0- 0	0- 0				

RPI 1-25				RPI 26-50				RPI 51-100				RPI 101+ Team's RPI : 346					
RPI	S	Opponent	Score	RPI	S	Opponent	Score	RPI	S	Opponent	Score	RPI	S	Opponent	Score		
								66	A	St. John's (NY)	44	82	153	A	Xavier	59	80
								68	H	James Madison	57	103	167	A	VCU	55	97
													193	A	Cornell	59	94
													207	H	Delaware	77	85
													252	A	Temple	61	75
													259	A	Marshall	63	75
													263	H	Coppin St.	57	71
													297	A	Robert Morris	63	64
													302	A	Norfolk St.	50	63
LAST 12 Division I GAMES:																	
				263	H	Coppin St.	57	71	297	A	Robert Morris	63	64				
				302	A	Norfolk St.	50	63	193	A	Cornell	59	94				
				167	A	VCU	55	97	153	A	Xavier	59	80				
				259	A	Marshall	63	75	66	A	St. John's (NY)	44	82				
				252	A	Temple	61	75	207	H	Delaware	77	85				
									68	H	James Madison	57	103				

Non-Div I Games: Post 65 53 Cheyney 79 59

Delaware St.

RPI 1-25				RPI 26-50				RPI 51-100				RPI 101+				Team's RPI: 154	
RPI	S	Opponent	Score	RPI	S	Opponent	Score	RPI	S	Opponent	Score	RPI	S	Opponent	Score		
17	H	South Dakota	104 99	31	A	South Dakota St.	59 76	57	A	Northern Colo.	66 74	149	H	American	83 54		
				40	A	Wyomi ng	74 78	62	H	Lamar Universi ty	117 110	171	H	North Dakota	87 66		
								91	A	Nebraska	71 96	174	A	Colorado St.	79 84		
								97	H	Loyol a Marymount	104 75	175	H	UMKC	92 75		
												189	A	New Mexico St.	64 66		
												194	H	Air Force	92 66		
												202	H	St. Bonaventure	76 62		
												208	H	Samford	83 87		
												216	A	Western Ill.	78 87		
												225	A	Southern Utah	71 70		
												298	A	Omaha	95 68		
LAST 12 Division I GAMES:																	
				31	A	South Dakota St.	59 76	174	A	Colorado St.	79 84						
				171	H	North Dakota	87 66	208	H	Samford	83 87						
				17	H	South Dakota	104 99	91	A	Nebraska	71 96						
				216	A	Western Ill.	78 87	189	A	New Mexico St.	64 66						
				298	A	Omaha	95 68	225	A	Southern Utah	71 70						
				97	H	Loyol a Marymount	104 75	40	A	Wyomi ng	74 78						

Denver

Average RPI Win:	341	WON-LOST	WINNING	LAST 10	STRENGTH OF	OPP. STRENGTH	TEAM	ADJ.	CONF.	ADJ CONF.
Average RPI Loss:	192	RECORD	PCT. RANK	GAMES	SCHEDULE	OF SCHEDULE	RPI	RPI	RPI	RPI

DIV. I ONLY	1- 12	336	1-9	256	291	332	332	19	19
DIV. I NON-CONF.	1- 9	326	0- 0	208	320	319	319	16	16

TOTALS	RPI 1-25	RPI 26-50	W-L RECORDS	RPI 51-100	RPI 101-150	RPI 150+			
1- 12	0- 0	0- 0	OVERALL	0- 2	0- 3	1- 7			
0- 5	0- 0	0- 0	HOME	0- 0	0- 2	0- 3			
1- 7	0- 0	0- 0	AWAY	0- 2	0- 1	1- 4			
0- 0	0- 0	0- 0	NEUTRAL	0- 0	0- 0	0- 0			
1- 9	0- 0	0- 0	NON-CONFERENCE	0- 2	0- 2	1- 5			
0- 3	0- 0	0- 0	HOME	0- 0	0- 1	0- 2			
1- 6	0- 0	0- 0	AWAY	0- 2	0- 1	1- 3			
0- 0	0- 0	0- 0	NEUTRAL	0- 0	0- 0	0- 0			
0- 3	0- 0	0- 0	CONFERENCE	0- 0	0- 1	0- 2			
0- 2	0- 0	0- 0	HOME	0- 0	0- 1	0- 1			
0- 1	0- 0	0- 0	AWAY	0- 0	0- 0	0- 1			
0- 0	0- 0	0- 0	NEUTRAL	0- 0	0- 0	0- 0			

RPI 1-25				RPI 26-50				RPI 51-100				RPI 101+ Team's RPI: 332					
RPI	S	Opponent	Score	RPI	S	Opponent	Score	RPI	S	Opponent	Score	RPI	S	Opponent	Score		
								73	A	Michigan	62	95	116	H	Miami (OH)	59	78
								89	A	Toledo	60	77	125	H	Youngstown St.	59	85
													133	A	Ohio St.	41	55
													203	A	Bowling Green	73	79
													224	A	Eastern Mich.	53	60
													249	A	Loyola Chicago	43	52
													253	H	Cleveland St.	49	67
													254	A	Oakland	67	74
													292	H	Western Mich.	44	54
													298	H	Omaha	42	51
													341	A	Manhattan	58	56

LAST 12 Division I GAMES:																	
254	A	Oakland	67	74	292	H	Western Mich.	44	54								
253	H	Cleveland St.	49	67	224	A	Eastern Mich.	53	60								
125	H	Youngstown St.	59	85	298	H	Omaha	42	51								
89	A	Toledo	60	77	341	A	Manhattan	58	56								
203	A	Bowling Green	73	79	73	A	Michigan	62	95								
249	A	Loyola Chicago	43	52	116	H	Miami (OH)	59	78								

Non-Div I Games: Mich. -Dearborn 68 60

Detroit Mercy

Average RPI	Win:	109	WON-LOST	WINNING	LAST 10	STRENGTH OF	OPP. STRENGTH	TEAM	ADJ.	CONF.	ADJ CONF.
Average RPI	Loss:	12	RECORD	PCT. RANK	GAMES	SCHEDULE	OF SCHEDULE	RPI	RPI	RPI	RPI
DIV. I ONLY			9- 4	79	6-4	3	3	11	11	14	14
DIV. I NON-CONF.			7- 4	109	1- 0	8	1	13	13	13	13

TOTALS	RPI 1-25		RPI 26-50		W-L RECORDS	RPI 51-100		RPI 101-150		RPI 150+	
9- 4	2- 3		1- 1		OVERALL	2- 0		0- 0		4- 0	
2- 1	1- 1		0- 0		HOME	0- 0		0- 0		1- 0	
5- 2	0- 1		0- 1		AWAY	2- 0		0- 0		3- 0	
2- 1	1- 1		1- 0		NEUTRAL	0- 0		0- 0		0- 0	
7- 4	2- 3		1- 1		NON-CONFERENCE	2- 0		0- 0		2- 0	
2- 1	1- 1		0- 0		HOME	0- 0		0- 0		1- 0	
3- 2	0- 1		0- 1		AWAY	2- 0		0- 0		1- 0	
2- 1	1- 1		1- 0		NEUTRAL	0- 0		0- 0		0- 0	
2- 0	0- 0		0- 0		CONFERENCE	0- 0		0- 0		2- 0	
0- 0	0- 0		0- 0		HOME	0- 0		0- 0		0- 0	
2- 0	0- 0		0- 0		AWAY	0- 0		0- 0		2- 0	
0- 0	0- 0		0- 0		NEUTRAL	0- 0		0- 0		0- 0	

RPI	S	Opponent	Score	Team's RPI: 11
1	N	Notre Dame	64 82	
2	A	Iowa St.	81 86	
14	H	Iowa	82 91	
17	H	South Dakota	76 64	
20	N	Rutgers	69 59	

RPI	S	Opponent	Score
31	A	South Dakota St.	71 80
37	N	South Carolina	90 85

RPI	S	Opponent	Score
82	A	Creighton	85 69
91	A	Nebraska	83 77

RPI	S	Opponent	Score
157	H	CSUN	73 63
172	A	Illinois St.	82 64
185	A	Bradley	92 63
216	A	Western Ill.	98 71

LAST 12 Division I GAMES:

37	N	South Carolina	90 85	2	A	Iowa St.	81 86
1	N	Notre Dame	64 82	31	A	South Dakota St.	71 80
172	A	Illinois St.	82 64	82	A	Creighton	85 69
185	A	Bradley	92 63	20	N	Rutgers	69 59
14	H	Iowa	82 91	157	H	CSUN	73 63
216	A	Western Ill.	98 71	17	H	South Dakota	76 64

Non-Div I Games:

Clarke

91 43

Drake

Average RPI Win:	252	WON-LOST	WINNING	LAST 10	STRENGTH OF	OPP. STRENGTH	TEAM	ADJ.	CONF.	ADJ CONF.
Average RPI Loss:	84	RECORD	PCT. RANK	GAMES	SCHEDULE	OF SCHEDULE	RPI	RPI	RPI	RPI
DIV. I ONLY	8- 5	108	6-4	183	251	170	170	12	12	
DIV. I NON-CONF.	8- 3	72	1- 0	240	237	138	138	14	14	

TOTALS	RPI 1-25	RPI 26-50	W-L RECORDS	RPI 51-100	RPI 101-150	RPI 150+				
8- 5	0- 0	0- 0	OVERALL	1- 4	0- 1	7- 0				
3- 4	0- 0	0- 0	HOME	1- 3	0- 1	2- 0				
4- 0	0- 0	0- 0	AWAY	0- 0	0- 0	4- 0				
1- 1	0- 0	0- 0	NEUTRAL	0- 1	0- 0	1- 0				
8- 3	0- 0	0- 0	NON-CONFERENCE	1- 3	0- 0	7- 0				
3- 2	0- 0	0- 0	HOME	1- 2	0- 0	2- 0				
4- 0	0- 0	0- 0	AWAY	0- 0	0- 0	4- 0				
1- 1	0- 0	0- 0	NEUTRAL	0- 1	0- 0	1- 0				
0- 2	0- 0	0- 0	CONFERENCE	0- 1	0- 1	0- 0				
0- 2	0- 0	0- 0	HOME	0- 1	0- 1	0- 0				
0- 0	0- 0	0- 0	AWAY	0- 0	0- 0	0- 0				
0- 0	0- 0	0- 0	NEUTRAL	0- 0	0- 0	0- 0				

RPI 1-25				RPI 26-50				RPI 51-100				RPI 101+				Team's RPI: 170
RPI	S	Opponent	Score	RPI	S	Opponent	Score	RPI	S	Opponent	Score	RPI	S	Opponent	Score	
								65	H	Bucknell	64 42	119	H	Towson	54 55	
								68	H	James Madison	35 51	213	H	Gardner-Webb	65 48	
								70	H	Quinnipiac	52 56	257	A	La Salle	58 43	
								80	H	Penn	39 55	268	N	Siena	51 39	
								84	N	Wright St.	63 71	277	A	Richmond	58 35	
												287	H	Saint Joseph's	51 34	
												307	A	Vermont	60 44	
												341	A	Manhattan	53 39	

LAST 12 Division I GAMES:																
307	A	Vermont	60 44	213	H	Gardner-Webb	65 48									
68	H	James Madison	35 51	84	N	Wright St.	63 71									
119	H	Towson	54 55	341	A	Manhattan	53 39									
277	A	Richmond	58 35	257	A	La Salle	58 43									
80	H	Penn	39 55	268	N	Siena	51 39									
287	H	Saint Joseph's	51 34	65	H	Bucknell	64 42									

Non-Div I Games:

Drexel

Average RPI Win:	152	WON-LOST	WINNING	LAST 10	STRENGTH OF	OPP. STRENGTH	TEAM	ADJ.	CONF.	ADJ CONF.
Average RPI Loss:	49	RECORD	PCT. RANK	GAMES	SCHEDULE	OF SCHEDULE	RPI	RPI	RPI	RPI
DIV. I ONLY	8- 7	157	5-5	8	56	35	35	1	1	
DIV. I NON-CONF.	8- 4	91	0- 1	34	92	36	36	1	1	

TOTALS	RPI 1-25	RPI 26-50	W-L RECORDS	RPI 51-100	RPI 101-150	RPI 150+				
8- 7	0- 2	0- 2	OVERALL	2- 2	2- 1	4- 0				
5- 1	0- 1	0- 0	HOME	1- 0	1- 0	3- 0				
2- 4	0- 1	0- 1	AWAY	1- 2	1- 0	0- 0				
1- 2	0- 0	0- 1	NEUTRAL	0- 0	0- 1	1- 0				
8- 4	0- 0	0- 1	NON-CONFERENCE	2- 2	2- 1	4- 0				
5- 0	0- 0	0- 0	HOME	1- 0	1- 0	3- 0				
2- 2	0- 0	0- 0	AWAY	1- 2	1- 0	0- 0				
1- 2	0- 0	0- 1	NEUTRAL	0- 0	0- 1	1- 0				
0- 3	0- 2	0- 1	CONFERENCE	0- 0	0- 0	0- 0				
0- 1	0- 1	0- 0	HOME	0- 0	0- 0	0- 0				
0- 2	0- 1	0- 1	AWAY	0- 0	0- 0	0- 0				
0- 0	0- 0	0- 0	NEUTRAL	0- 0	0- 0	0- 0				

D
u
k
eD
u
k
e

RPI 1-25				RPI 26-50				Team's RPI: 35				RPI 51-100				RPI 101+			
RPI	S	Opponent	Score	RPI	S	Opponent	Score	RPI	S	Opponent	Score	RPI	S	Opponent	Score	RPI	S	Opponent	Score
7	H	Louisville	51 73	27	N	Missouri	54 62	60	A	Oregon St.	57 71	112	H	Marist	64 56				
9	A	NC State	51 63	44	A	Georgia Tech	64 70	81	A	Maine	66 63	114	N	Washington	64 71				
								85	A	Northwestern	58 84	145	A	Wisconsin	60 53				
								94	H	FGCU	57 41	180	H	East Carolina	83 66				
												182	H	Elon	81 64				
												195	N	Ball St.	79 62				
												228	H	UNLV	66 38				
LAST 12 Division I GAMES:																			
				27	N	Missouri	54 62	94	H	FGCU	57 41								
				195	N	Ball St.	79 62	180	H	East Carolina	83 66								
				44	A	Georgia Tech	64 70	60	A	Oregon St.	57 71								
				7	H	Louisville	51 73	228	H	UNLV	66 38								
				9	A	NC State	51 63	112	H	Marist	64 56								
				114	N	Washington	64 71	145	A	Wisconsin	60 53								

Non-Div I Games:

Duke

Average RPI	Win: 190	WON-LOST RECORD	WINNING PCT. RANK	LAST 10 GAMES	STRENGTH OF SCHEDULE	OPP. STRENGTH OF SCHEDULE	TEAM RPI	ADJ. RPI	CONF. RPI	ADJ. CONF. RPI
Average RPI	Loss: 93									
DIV. I ONLY	7- 8	181	5-5	118	65	148	148	18	18	
DIV. I NON-CONF.	6- 7	172	0- 0	97	67	121	121	18	18	

TOTALS	RPI 1-25	RPI 26-50	W-L RECORDS	RPI 51-100	RPI 101-150	RPI 150+				
7- 8	0- 2	0- 1	OVERALL	2- 3	0- 0	5- 2				
3- 3	0- 1	0- 0	HOME	0- 1	0- 0	3- 1				
4- 3	0- 0	0- 1	AWAY	2- 2	0- 0	2- 0				
0- 2	0- 1	0- 0	NEUTRAL	0- 0	0- 0	0- 1				
6- 7	0- 2	0- 1	NON-CONFERENCE	2- 3	0- 0	4- 1				
3- 2	0- 1	0- 0	HOME	0- 1	0- 0	3- 0				
3- 3	0- 0	0- 1	AWAY	2- 2	0- 0	1- 0				
0- 2	0- 1	0- 0	NEUTRAL	0- 0	0- 0	0- 1				
1- 1	0- 0	0- 0	CONFERENCE	0- 0	0- 0	1- 1				
0- 1	0- 0	0- 0	HOME	0- 0	0- 0	0- 1				
1- 0	0- 0	0- 0	AWAY	0- 0	0- 0	1- 0				
0- 0	0- 0	0- 0	NEUTRAL	0- 0	0- 0	0- 0				

RPI 1-25				RPI 26-50				RPI 51-100				RPI 101+ Team's RPI: 148			
RPI	S	Opponent	Score	RPI	S	Opponent	Score	RPI	S	Opponent	Score	RPI	S	Opponent	Score
4	N	Syracuse	71 87	36	A	Texas	41 78	76	H	Pittsburgh	58 66	158	H	Davidson	47 62
24	H	UCF	63 71					83	A	TCU	48 61	202	A	St. Bonaventure	60 54
								86	A	Penn St.	64 58	205	H	Mt. St. Mary's	73 64
								89	A	Toledo	52 65	220	A	Saint Francis (PA)	93 73
								96	A	Kent St.	77 72	252	H	Temple	54 53
												270	H	ETSU	66 58
												272	N	Liberty	51 55

LAST 12 Division I GAMES:															
158	H	Davidson	47 62	4	N	Syracuse	71 87	270	H	ETSU	66 58				
202	A	St. Bonaventure	60 54	24	H	UCF	63 71	86	A	Penn St.	64 58				
252	H	Temple	54 53	76	H	Pittsburgh	58 66	96	A	Kent St.	77 72				
272	N	Liberty	51 55	89	A	Toledo	52 65	220	A	Saint Francis (PA)	93 73				

Non-Div I Games:

Duquesne

Average RPI Win:	211	WON-LOST	WINNING	LAST 10	STRENGTH OF	OPP. STRENGTH	TEAM	ADJ.	CONF.	ADJ CONF.
Average RPI Loss:	124	RECORD	PCT. RANK	GAMES	SCHEDULE	OF SCHEDULE	RPI	RPI	RPI	RPI
DIV. I ONLY	2- 14	326	2-8	92	124	270	270	24	24	
DIV. I NON-CONF.	2- 14	319	0- 2	103	123	273	273	26	26	

TOTALS	RPI 1-25	RPI 26-50	W-L RECORDS	RPI 51-100	RPI 101-150	RPI 150+				
2- 14	0- 2	0- 2	OVERALL	0- 1	1- 4	1- 5				
2- 4	0- 0	0- 0	HOME	0- 1	1- 1	1- 2				
0- 7	0- 1	0- 1	AWAY	0- 0	0- 2	0- 3				
0- 3	0- 1	0- 1	NEUTRAL	0- 0	0- 1	0- 0				
2- 14	0- 2	0- 2	NON-CONFERENCE	0- 1	1- 4	1- 5				
2- 4	0- 0	0- 0	HOME	0- 1	1- 1	1- 2				
0- 7	0- 1	0- 1	AWAY	0- 0	0- 2	0- 3				
0- 3	0- 1	0- 1	NEUTRAL	0- 0	0- 1	0- 0				
0- 0	0- 0	0- 0	CONFERENCE	0- 0	0- 0	0- 0				
0- 0	0- 0	0- 0	HOME	0- 0	0- 0	0- 0				
0- 0	0- 0	0- 0	AWAY	0- 0	0- 0	0- 0				
0- 0	0- 0	0- 0	NEUTRAL	0- 0	0- 0	0- 0				

RPI 1-25				RPI 26-50				RPI 51-100				RPI 101+ Team's RPI: 270			
RPI	S	Opponent	Score	RPI	S	Opponent	Score	RPI	S	Opponent	Score	RPI	S	Opponent	Score
20	N	Rutgers	44 68	30	A	Tennessee	61 80	99	H	Troy	66 84	106	H	Houston	77 84
25	A	Michigan St.	53 75	37	N	South Carolina	55 101					111	N	Western Ky.	68 82
												132	A	Cincinnati	64 77
												139	H	Appalachian St.	95 64
												148	A	Duquesne	58 66
												155	A	Radford	64 79
												159	A	South Alabama	74 81
												184	H	High Point	65 73
												256	A	UNC Asheville	55 56
												272	H	Liberty	86 89
												282	H	N. C. A&T	61 56
LAST 12 Division I GAMES:															
20	N	Rutgers	44 68	282	H	N. C. A&T	61 56	256	A	UNC Asheville	55 56	272	H	Liberty	86 89
111	N	Western Ky.	68 82	106	H	Houston	77 84	139	H	Appalachian St.	95 64	159	A	South Alabama	74 81
184	H	High Point	65 73	30	A	Tennessee	61 80								
30	A	Tennessee	61 80	148	A	Duquesne	58 66								
148	A	Duquesne	58 66	37	N	South Carolina	55 101								

Non-Div I Games:

ETSU

■ Loss,
 ■ Non-Conf,
 ■ S Site,
 ■ H Home
 ■ A Away
 N Neutral

Average RPI Win:	261	WON-LOST	WINNING	LAST 10	STRENGTH OF	OPP. STRENGTH	TEAM	ADJ.	CONF.	ADJ CONF.
Average RPI Loss:	107	RECORD	PCT. RANK	GAMES	SCHEDULE	OF SCHEDULE	RPI	RPI	RPI	RPI
DIV. I ONLY	10- 5	88	5-5	271	252	180	180	9	9	
DIV. I NON-CONF.	9- 4	85	0- 0	306	251	196	196	9	9	

TOTALS	RPI 1-25	RPI 26-50	W-L RECORDS	RPI 51-100	RPI 101-150	RPI 150+				
10- 5	0- 0	0- 1	OVERALL	0- 1	1- 2	9- 1				
8- 1	0- 0	0- 0	HOME	0- 0	1- 0	7- 1				
0- 4	0- 0	0- 1	AWAY	0- 1	0- 2	0- 0				
2- 0	0- 0	0- 0	NEUTRAL	0- 0	0- 0	2- 0				
9- 4	0- 0	0- 1	NON-CONFERENCE	0- 0	1- 2	8- 1				
7- 1	0- 0	0- 0	HOME	0- 0	1- 0	6- 1				
0- 3	0- 0	0- 1	AWAY	0- 0	0- 2	0- 0				
2- 0	0- 0	0- 0	NEUTRAL	0- 0	0- 0	2- 0				
1- 1	0- 0	0- 0	CONFERENCE	0- 1	0- 0	1- 0				
1- 0	0- 0	0- 0	HOME	0- 0	0- 0	1- 0				
0- 1	0- 0	0- 0	AWAY	0- 1	0- 0	0- 0				
0- 0	0- 0	0- 0	NEUTRAL	0- 0	0- 0	0- 0				

RPI	S	Opponent	Score	RPI	S	Opponent	Score	RPI	S	Opponent	Score	RPI	S	Opponent	Score	Team's RPI: 180
35	A	Duke	66 83	77	A	Tulane	57 68	107	H	Wake Forest	70 61	130	A	Charlotte	46 52	
								134	A	William & Mary	43 63	161	H	UNCW	68 71	
								200	H	UMES	84 69	241	H	Wichita St.	78 56	
								250	H	Monmouth	73 67	265	H	Kennesaw St.	68 56	
								272	H	Liberty	66 63	293	H	USC Upstate	63 53	
								313	N	South Carolina St.	71 63	325	H	Grand Canyon	59 47	
								344	N	Longwood	61 52					
LAST 12 Division I GAMES:																
241	H	Wichita St.	78 56	344	N	Longwood	61 52	293	H	USC Upstate	63 53					
77	A	Tulane	57 68	272	H	Liberty	66 63	130	A	Charlotte	46 52					
161	H	UNCW	68 71	134	A	William & Mary	43 63	107	H	Wake Forest	70 61					
35	A	Duke	66 83													
313	N	South Carolina St.	71 63													
265	H	Kennesaw St.	68 56													

Non-Div I Games:

East Carolina

Average RPI Win:	204	WON-LOST	WINNING	LAST 10	STRENGTH OF	OPP. STRENGTH	TEAM	ADJ.	CONF.	ADJ CONF.
Average RPI Loss:	166	RECORD	PCT. RANK	GAMES	SCHEDULE	OF SCHEDULE	RPI	RPI	RPI	RPI
DIV. I ONLY	4- 7	240	4-6	160	298	221	221	21	21	
DIV. I NON-CONF.	3- 5	227	0- 0	168	257	209	209	20	20	

TOTALS	RPI 1-25	RPI 26-50	W-L RECORDS	RPI 51-100	RPI 101-150	RPI 150+				
4- 7	0- 1	0- 0	OVERALL	0- 1	2- 0	2- 5				
3- 1	0- 0	0- 0	HOME	0- 0	2- 0	1- 1				
0- 6	0- 1	0- 0	AWAY	0- 1	0- 0	0- 4				
1- 0	0- 0	0- 0	NEUTRAL	0- 0	0- 0	1- 0				
3- 5	0- 1	0- 0	NON-CONFERENCE	0- 1	1- 0	2- 3				
2- 0	0- 0	0- 0	HOME	0- 0	1- 0	1- 0				
0- 5	0- 1	0- 0	AWAY	0- 1	0- 0	0- 3				
1- 0	0- 0	0- 0	NEUTRAL	0- 0	0- 0	1- 0				
1- 2	0- 0	0- 0	CONFERENCE	0- 0	1- 0	0- 2				
1- 1	0- 0	0- 0	HOME	0- 0	1- 0	0- 1				
0- 1	0- 0	0- 0	AWAY	0- 0	0- 0	0- 1				
0- 0	0- 0	0- 0	NEUTRAL	0- 0	0- 0	0- 0				

RPI 1-25				RPI 26-50				RPI 51-100				RPI 101+				Team's RPI: 221
RPI	S	Opponent	Score	RPI	S	Opponent	Score	RPI	S	Opponent	Score	RPI	S	Opponent	Score	
18	A	Butler	37 72					92	A	Northern Ill.	59 78	121	H	UT Martin	77 71	
												137	H	Indiana St.	63 39	
												152	A	Southern Ill.	59 73	
												181	A	Jacksonville St.	49 78	
												185	A	Bradley	64 67	
												216	N	Western Ill.	64 62	
												219	H	SIUE	56 65	
												316	A	Valparaiso	60 62	
												342	H	Purdue Fort Wayne	72 63	

LAST 12 Division I GAMES:																
181	A	Jacksonville St.	49 78	152	A	Southern Ill.	59 73									
219	H	SIUE	56 65	216	N	Western Ill.	64 62									
121	H	UT Martin	77 71	316	A	Valparaiso	60 62									
137	H	Indiana St.	63 39	185	A	Bradley	64 67									
92	A	Northern Ill.	59 78	342	H	Purdue Fort Wayne	72 63									
				18	A	Butler	37 72									

Non-Div I Games: Lincoln Christian 97 34 Eureka 104 48 Oakland City 102 43

Eastern III.

Average RPI Win:	0	WON-LOST	WINNING	LAST 10	STRENGTH OF	OPP. STRENGTH	TEAM	ADJ.	CONF.	ADJ CONF.
Average RPI Loss:	192	RECORD	PCT. RANK	GAMES	SCHEDULE	OF SCHEDULE	RPI	RPI	RPI	RPI
DIV. I ONLY	0- 12	345	2-8	101	335	326	326	21	21	
DIV. I NON-CONF.	0- 9	336	0- 1	13	339	260	260	20	20	

TOTALS	RPI 1-25	RPI 26-50	W-L RECORDS	RPI 51-100	RPI 101-150	RPI 150+				
0- 12	0- 1	0- 0	OVERALL	0- 1	0- 1	0- 9				
0- 2	0- 0	0- 0	HOME	0- 0	0- 0	0- 2				
0- 8	0- 0	0- 0	AWAY	0- 1	0- 1	0- 6				
0- 2	0- 1	0- 0	NEUTRAL	0- 0	0- 0	0- 1				
0- 9	0- 1	0- 0	NON-CONFERENCE	0- 1	0- 1	0- 6				
0- 2	0- 0	0- 0	HOME	0- 0	0- 0	0- 2				
0- 5	0- 0	0- 0	AWAY	0- 1	0- 1	0- 3				
0- 2	0- 1	0- 0	NEUTRAL	0- 0	0- 0	0- 1				
0- 3	0- 0	0- 0	CONFERENCE	0- 0	0- 0	0- 3				
0- 0	0- 0	0- 0	HOME	0- 0	0- 0	0- 0				
0- 3	0- 0	0- 0	AWAY	0- 0	0- 0	0- 3				
0- 0	0- 0	0- 0	NEUTRAL	0- 0	0- 0	0- 0				

RPI 1-25				RPI 26-50				RPI 51-100				RPI 101+ Team's RPI: 326			
RPI	S	Opponent	Score	RPI	S	Opponent	Score	RPI	S	Opponent	Score	RPI	S	Opponent	Score
23	N	Florida St.	45 62					58	A	Ohio	60 100	116	A	Miami (OH)	44 60
												156	A	West Virginia	29 78
												156	N	West Virginia	39 81
												165	A	Akron	54 63
												195	H	Saint Louis	43 70
												230	H	George Mason	75 91
												269	A	Murray St.	63 81
												292	A	Western Mich.	53 64
												308	A	Tennessee St.	38 60
												337	A	Austin Peay	65 100

LAST 12 Division I GAMES:															
156	N	West Virginia	39 81	165	A	Akron	54 63	292	A	Western Mich.	53 64	23	N	Florida St.	45 62
308	A	Tennessee St.	38 60	292	A	Western Mich.	53 64	23	N	Florida St.	45 62	58	A	Ohio	60 100
269	A	Murray St.	63 81	23	N	Florida St.	45 62	58	A	Ohio	60 100	116	A	Miami (OH)	44 60
337	A	Austin Peay	65 100	58	A	Ohio	60 100	116	A	Miami (OH)	44 60	195	H	Saint Louis	43 70
156	A	West Virginia	29 78	116	A	Miami (OH)	44 60								
230	H	George Mason	75 91	195	H	Saint Louis	43 70								

Non-Div I Games: Brescia 70 41 Ky. Christian 90 35

Eastern Ky.

Average RPI Win:	295	WON-LOST	WINNING	LAST 10	STRENGTH OF	OPP. STRENGTH	TEAM	ADJ.	CONF.	ADJ CONF.
Average RPI Loss:	105	RECORD	PCT. RANK	GAMES	SCHEDULE	OF SCHEDULE	RPI	RPI	RPI	RPI
DIV. I ONLY	6- 6	167	5-5	282	200	224	224	8	8	
DIV. I NON-CONF.	6- 4	125	0- 0	323	220	230	230	8	8	

TOTALS	RPI 1-25	RPI 26-50	W-L RECORDS	RPI 51-100	RPI 101-150	RPI 150+				
6- 6	0- 2	0- 1	OVERALL	0- 1	0- 1	6- 1				
4- 1	0- 0	0- 1	HOME	0- 0	0- 0	4- 0				
2- 2	0- 0	0- 0	AWAY	0- 1	0- 1	2- 0				
0- 3	0- 2	0- 0	NEUTRAL	0- 0	0- 0	0- 1				
6- 4	0- 2	0- 0	NON-CONFERENCE	0- 0	0- 1	6- 1				
4- 0	0- 0	0- 0	HOME	0- 0	0- 0	4- 0				
2- 1	0- 0	0- 0	AWAY	0- 0	0- 1	2- 0				
0- 3	0- 2	0- 0	NEUTRAL	0- 0	0- 0	0- 1				
0- 2	0- 0	0- 1	CONFERENCE	0- 1	0- 0	0- 0				
0- 1	0- 0	0- 1	HOME	0- 0	0- 0	0- 0				
0- 1	0- 0	0- 0	AWAY	0- 1	0- 0	0- 0				
0- 0	0- 0	0- 0	NEUTRAL	0- 0	0- 0	0- 0				

RPI 1-25				RPI 26-50				RPI 51-100				RPI 101+ Team's RPI: 224			
RPI	S	Opponent	Score	RPI	S	Opponent	Score	RPI	S	Opponent	Score	RPI	S	Opponent	Score
2	N	Iowa St.	59 85	47	H	Buffalo	84 91	96	A	Kent St.	64 71	143	A	Illinois	66 72
18	N	Butler	63 73									172	H	Illinois St.	50 41
												253	H	Cleveland St.	69 63
												321	N	UNC Greensboro	44 49
												328	H	UIC	52 38
												332	H	Detroit Mercy	60 53
												342	A	Purdue Fort Wayne	87 72
												344	A	Longwood	64 45

LAST 12 Division I GAMES:															
47	H	Buffalo	84 91	332	H	Detroit Mercy	60 53								
96	A	Kent St.	64 71	143	A	Illinois	66 72								
18	N	Butler	63 73	328	H	UIC	52 38								
321	N	UNC Greensboro	44 49	2	N	Iowa St.	59 85								
344	A	Longwood	64 45	172	H	Illinois St.	50 41								
342	A	Purdue Fort Wayne	87 72	253	H	Cleveland St.	69 63								

Non-Div I Games: Northwood 53 39

Eastern Mich.

Average RPI Win:	232	WON-LOST	WINNING	LAST 10	STRENGTH OF	OPP. STRENGTH	TEAM	ADJ.	CONF.	ADJ CONF.
Average RPI Loss:	96	RECORD	PCT. RANK	GAMES	SCHEDULE	OF SCHEDULE	RPI	RPI	RPI	RPI

DIV. I ONLY	2- 11	316	2-8	33	183	197	197	13	13
DIV. I NON-CONF.	0- 8	336	0- 0	10	180	228	228	11	11

TOTALS	RPI 1-25	RPI 26-50	W-L RECORDS	RPI 51-100	RPI 101-150	RPI 150+
2- 11	0- 1	0- 2	OVERALL	0- 4	1- 2	1- 2
0- 4	0- 1	0- 0	HOME	0- 3	0- 0	0- 0
2- 5	0- 0	0- 2	AWAY	0- 0	1- 2	1- 1
0- 2	0- 0	0- 0	NEUTRAL	0- 1	0- 0	0- 1
0- 8	0- 1	0- 2	NON-CONFERENCE	0- 3	0- 0	0- 2
0- 3	0- 1	0- 0	HOME	0- 2	0- 0	0- 0
0- 3	0- 0	0- 2	AWAY	0- 0	0- 0	0- 1
0- 2	0- 0	0- 0	NEUTRAL	0- 1	0- 0	0- 1
2- 3	0- 0	0- 0	CONFERENCE	0- 1	1- 2	1- 0
0- 1	0- 0	0- 0	HOME	0- 1	0- 0	0- 0
2- 2	0- 0	0- 0	AWAY	0- 0	1- 2	1- 0
0- 0	0- 0	0- 0	NEUTRAL	0- 0	0- 0	0- 0

RPI 1-25	RPI 26-50	RPI 51-100	RPI 101+	Team's RPI: 197
RPI S Opponent Score	RPI S Opponent Score	RPI S Opponent Score	RPI S Opponent Score	
10 H Gonzaga 51 63	32 A BYU 65 80	52 H Utah 51 95	102 A Idaho St. 48 63	
	45 A Boise St. 55 67	57 H Northern Colo. 62 67	105 A Idaho 68 84	
		60 N Oregon St. 45 93	124 A Montana 68 62	
		100 H Fresno St. 58 68	210 N UC Riverside 45 57	
			286 A Cal Poly 55 59	
			339 A Weber St. 64 58	
LAST 12 Division I GAMES:				
124 A Montana 68 62	60 N Oregon St. 45 93			
57 H Northern Colo. 62 67	45 A Boise St. 55 67			
105 A Idaho 68 84	100 H Fresno St. 58 68			
102 A Idaho St. 48 63	286 A Cal Poly 55 59			
339 A Weber St. 64 58	52 H Utah 51 95			
210 N UC Riverside 45 57	32 A BYU 65 80			

Non-Div I Games: Eastern Ore. 66 45

Eastern Wash.

Elon

E
l
o
n

El on

Page 81

Average RPI Win:	338	WON-LOST	WINNING	LAST 10	STRENGTH OF	OPP. STRENGTH	TEAM	ADJ.	CONF.	ADJ CONF.
Average RPI Loss:	211	RECORD	PCT. RANK	GAMES	SCHEDULE	OF SCHEDULE	RPI	RPI	RPI	RPI
DIV. I ONLY	2- 11	316	1-9	340	287	345	345	14	14	
DIV. I NON-CONF.	2- 9	297	0- 0	344	311	348	348	13	13	

TOTALS	RPI 1-25	RPI 26-50	W-L RECORDS	RPI 51-100	RPI 101-150	RPI 150+				
2- 11	0- 0	0- 0	OVERALL	0- 1	0- 2	2- 8				
1- 4	0- 0	0- 0	HOME	0- 0	0- 0	1- 4				
1- 7	0- 0	0- 0	AWAY	0- 1	0- 2	1- 4				
0- 0	0- 0	0- 0	NEUTRAL	0- 0	0- 0	0- 0				
2- 9	0- 0	0- 0	NON-CONFERENCE	0- 1	0- 1	2- 7				
1- 4	0- 0	0- 0	HOME	0- 0	0- 0	1- 4				
1- 5	0- 0	0- 0	AWAY	0- 1	0- 1	1- 3				
0- 0	0- 0	0- 0	NEUTRAL	0- 0	0- 0	0- 0				
0- 2	0- 0	0- 0	CONFERENCE	0- 0	0- 1	0- 1				
0- 0	0- 0	0- 0	HOME	0- 0	0- 0	0- 0				
0- 2	0- 0	0- 0	AWAY	0- 0	0- 1	0- 1				
0- 0	0- 0	0- 0	NEUTRAL	0- 0	0- 0	0- 0				

RPI	S	Opponent	Score	RPI	S	Opponent	Score	RPI	S	Opponent	Score	Team's RPI: 345
78	A	Dayton	30 69					144	A	Missouri St.	66 88	
								145	A	Wisconsin	60 96	
								152	A	Southern Ill.	47 67	
								190	A	Morehead St.	63 85	
								199	H	Southeast Mo. St.	50 54	
								219	H	SIUE	45 54	
								259	A	Marshall	65 72	
								269	A	Murray St.	53 81	
								328	H	UIC	54 62	
								337	H	Austin Peay	56 52	
								338	A	Chicago St.	67 58	
								342	H	Purdue Fort Wayne	66 72	

LAST 12 Division I GAMES:												
144	A	Missouri St.	66 88	328	H	UIC	54 62					
152	A	Southern Ill.	47 67	190	A	Morehead St.	63 85					
145	A	Wisconsin	60 96	259	A	Marshall	65 72					
337	H	Austin Peay	56 52	342	H	Purdue Fort Wayne	66 72					
78	A	Dayton	30 69	219	H	SIUE	45 54					
199	H	Southeast Mo. St.	50 54	338	A	Chicago St.	67 58					

Non-Div I Games:

Average RPI Win:	216	WON-LOST	WINNING	LAST 10	STRENGTH OF	OPP. STRENGTH	TEAM	ADJ.	CONF.	ADJ CONF.
Average RPI Loss:	61	RECORD	PCT. RANK	GAMES	SCHEDULE	OF SCHEDULE	RPI	RPI	RPI	RPI
DIV. I ONLY	9- 4	79	8-2	167	119	94	94	26	26	
DIV. I NON-CONF.	7- 4	109	0- 0	175	69	110	110	27	27	
<hr/>										
TOTALS	RPI 1-25	RPI 26-50	W-L RECORDS	RPI 51-100	RPI 101-150	RPI 150+				
9- 4	0- 1	0- 2	OVERALL	0- 0	2- 0	7- 1				
5- 1	0- 0	0- 0	HOME	0- 0	1- 0	4- 1				
3- 2	0- 0	0- 2	AWAY	0- 0	0- 0	3- 0				
1- 1	0- 1	0- 0	NEUTRAL	0- 0	1- 0	0- 0				
7- 4	0- 1	0- 2	NON-CONFERENCE	0- 0	2- 0	5- 1				
4- 1	0- 0	0- 0	HOME	0- 0	1- 0	3- 1				
2- 2	0- 0	0- 2	AWAY	0- 0	0- 0	2- 0				
1- 1	0- 1	0- 0	NEUTRAL	0- 0	1- 0	0- 0				
2- 0	0- 0	0- 0	CONFERENCE	0- 0	0- 0	2- 0				
1- 0	0- 0	0- 0	HOME	0- 0	0- 0	1- 0				
1- 0	0- 0	0- 0	AWAY	0- 0	0- 0	1- 0				
0- 0	0- 0	0- 0	NEUTRAL	0- 0	0- 0	0- 0				

RPI	S	Opponent	Score	RPI	S	Opponent	Score	RPI	S	Opponent	Score	RPI	S	Opponent	Score
3	N	Stanford	65 88	31	A	South Dakota St.	62 80					106	H	Houston	76 71
				35	A	Duke	41 57					149	N	American	90 71
												166	A	North Ala.	68 52
												168	H	Abilene Christian	81 65
												173	H	UAB	60 62
												220	A	Saint Francis (PA)	83 69
												263	H	Coppin St.	93 61
												272	H	Liberty	68 50
												280	A	Hawaii	73 67
												318	H	FIU	100 58
<hr/>															
LAST 12 Division I GAMES:															
166	A	North Ala.	68 52	220	A	Saint Francis (PA)	83 69								
272	H	Liberty	68 50	106	H	Houston	76 71								
35	A	Duke	41 57	149	N	American	90 71								
173	H	UAB	60 62	280	A	Hawaii	73 67								
263	H	Coppin St.	93 61	3	N	Stanford	65 88								
168	H	Abilene Christian	81 65	318	H	FIU	100 58								

Non-Div I Games: Fla. Memorial 99 68 Johnson & Wales (FL) 109 64

FGCU

Average RPI Win:	337	WON-LOST	WINNING	LAST 10	STRENGTH OF	OPP. STRENGTH	TEAM	ADJ.	CONF.	ADJ CONF.
Average RPI Loss:	173	RECORD	PCT. RANK	GAMES	SCHEDULE	OF SCHEDULE	RPI	RPI	RPI	RPI
DIV. I ONLY	3- 12	302	2-8	163	343	318	318	17	17	
DIV. I NON-CONF.	3- 9	271	0- 1	258	345	335	335	19	19	

TOTALS	RPI 1-25	RPI 26-50	W-L RECORDS	RPI 51-100	RPI 101-150	RPI 150+				
3- 12	0- 0	0- 1	OVERALL	0- 2	0- 1	3- 8				
3- 8	0- 0	0- 1	HOME	0- 1	0- 0	3- 6				
0- 4	0- 0	0- 0	AWAY	0- 1	0- 1	0- 2				
0- 0	0- 0	0- 0	NEUTRAL	0- 0	0- 0	0- 0				
3- 9	0- 0	0- 1	NON-CONFERENCE	0- 1	0- 0	3- 7				
3- 6	0- 0	0- 1	HOME	0- 0	0- 0	3- 5				
0- 3	0- 0	0- 0	AWAY	0- 1	0- 0	0- 2				
0- 0	0- 0	0- 0	NEUTRAL	0- 0	0- 0	0- 0				
0- 3	0- 0	0- 0	CONFERENCE	0- 1	0- 1	0- 1				
0- 2	0- 0	0- 0	HOME	0- 1	0- 0	0- 1				
0- 1	0- 0	0- 0	AWAY	0- 0	0- 1	0- 0				
0- 0	0- 0	0- 0	NEUTRAL	0- 0	0- 0	0- 0				

RPI	S	Opponent	Score	RPI	S	Opponent	Score	RPI	S	Opponent	Score	RPI	S	Opponent	Score	Team's RPI: 318
34	H	Miami (FL)	43 94	79	H	Middle Tenn.	43 49	130	A	Charlotte	54 69	159	H	South Alabama	77 84	
				94	A	FGCU	58 100	173	H	UAB	59 83	191	H	Georgia St.	61 67	
								217	A	Bethune-Cookman	57 68	226	H	Howard	62 89	
								239	H	Jacksonville	62 73	247	H	Campbell	54 59	
								283	A	North Florida	53 62	330	H	Florida A&M	77 54	
								331	H	Morgan St.	59 50	351	H	Alcorn	75 40	

LAST 12 Division I GAMES:																
159	H	South Alabama	77 84	351	H	Alcorn	75 40	226	H	Howard	62 89					
247	H	Campbell	54 59	283	A	North Florida	53 62	331	H	Morgan St.	59 50					
130	A	Charlotte	54 69	330	H	Florida A&M	77 54	351	H	Alcorn	75 40					
173	H	UAB	59 83	217	A	Bethune-Cookman	57 68									
79	H	Middle Tenn.	43 49													
239	H	Jacksonville	62 73													

Non-Div I Games: Palm Beach Atl. 63 66

FIU

Average RPI Win:	318	WON-LOST	WINNING	LAST 10	STRENGTH OF	OPP. STRENGTH	TEAM	ADJ.	CONF.	ADJ CONF.
Average RPI Loss:	155	RECORD	PCT. RANK	GAMES	SCHEDULE	OF SCHEDULE	RPI	RPI	RPI	RPI
DIV. I ONLY	3- 10	291	1-9	204	296	278	278	27	27	
DIV. I NON-CONF.	3- 8	267	0- 0	205	314	276	276	28	28	

TOTALS	RPI 1-25	RPI 26-50	W-L RECORDS	RPI 51-100	RPI 101-150	RPI 150+				
3- 10	0- 0	0- 1	OVERALL	0- 2	0- 1	3- 6				
1- 2	0- 0	0- 1	HOME	0- 0	0- 1	1- 0				
1- 5	0- 0	0- 0	AWAY	0- 1	0- 0	1- 4				
1- 3	0- 0	0- 0	NEUTRAL	0- 1	0- 0	1- 2				
3- 8	0- 0	0- 1	NON-CONFERENCE	0- 1	0- 1	3- 5				
1- 2	0- 0	0- 1	HOME	0- 0	0- 1	1- 0				
1- 3	0- 0	0- 0	AWAY	0- 0	0- 0	1- 3				
1- 3	0- 0	0- 0	NEUTRAL	0- 1	0- 0	1- 2				
0- 2	0- 0	0- 0	CONFERENCE	0- 1	0- 0	0- 1				
0- 0	0- 0	0- 0	HOME	0- 0	0- 0	0- 0				
0- 2	0- 0	0- 0	AWAY	0- 1	0- 0	0- 1				
0- 0	0- 0	0- 0	NEUTRAL	0- 0	0- 0	0- 0				

RPI	S	Opponent	Score	RPI	S	Opponent	Score	RPI	S	Opponent	Score	RPI	S	Opponent	Score	Team's RPI: 278
26	H	Northeastern	50 59	65	N	Bucknell	54 77	134	H	William & Mary	54 60	153	A	Xavier	35 48	
				70	A	Quinnipiac	36 81	188	N	Massachusetts	49 59	212	N	Furman	70 77	
								223	A	Dartmouth	46 59	235	A	Rider	59 62	
								242	A	Brown	49 68	277	A	Richmond	58 40	
								328	N	UIC	68 60	350	H	LIU Brooklyn	71 43	
LAST 12 Division I GAMES:																
235	A	Rider	59 62	134	H	William & Mary	54 60	188	N	Massachusetts	49 59	65	N	Bucknell	54 77	
70	A	Quinnipiac	36 81	242	A	Brown	49 68	153	A	Xavier	35 48	26	H	Northeastern	50 59	
328	N	UIC	68 60	50	59			350	H	LIU Brooklyn	71 43					
212	N	Furman	70 77													
223	A	Dartmouth	46 59													

Non-Div I Games:

Fairfield

Average RPI Win: 319		WON-LOST	WINNING	LAST 10	STRENGTH OF		OPP. STRENGTH	TEAM	ADJ.	CONF.	ADJ CONF.
Average RPI Loss: 252		RECORD	PCT. RANK	GAMES	SCHEDULE		OF SCHEDULE	RPI	RPI	RPI	RPI
DIV. I ONLY		1- 10	331	2-8	335		339	349	349	31	31
DIV. I NON-CONF.		1- 8	322	0- 0	311		344	347	347	31	31
TOTALS		RPI 1-25	RPI 26-50	W-L RECORDS		RPI 51-100	RPI 101-150	RPI 150+			
1- 10	0- 0		0- 0	OVERALL		0- 0	0- 1	1- 9			
1- 2	0- 0		0- 0	HOME		0- 0	0- 0	1- 2			
0- 8	0- 0		0- 0	AWAY		0- 0	0- 1	0- 7			
0- 0	0- 0		0- 0	NEUTRAL		0- 0	0- 0	0- 0			
1- 8	0- 0		0- 0	NON-CONFERENCE		0- 0	0- 1	1- 7			
1- 2	0- 0		0- 0	HOME		0- 0	0- 0	1- 2			
0- 6	0- 0		0- 0	AWAY		0- 0	0- 1	0- 5			
0- 0	0- 0		0- 0	NEUTRAL		0- 0	0- 0	0- 0			
0- 2	0- 0		0- 0	CONFERENCE		0- 0	0- 0	0- 2			
0- 0	0- 0		0- 0	HOME		0- 0	0- 0	0- 0			
0- 2	0- 0		0- 0	AWAY		0- 0	0- 0	0- 2			
0- 0	0- 0		0- 0	NEUTRAL		0- 0	0- 0	0- 0			

RPI 1-25				RPI 26-50				RPI 51-100				RPI 101+ Team's RPI: 349					
RPI	S	Opponent	Score	RPI	S	Opponent	Score	RPI	S	Opponent	Score	RPI	S	Opponent	Score		
												136	A	Stony Brook	49 63		
												194	A	Air Force	37 85		
												220	A	Saint Francis (PA)	64 75		
												226	H	Howard	58 79		
												246	A	Binghamton	54 73		
												260	A	Colgate	52 71		
												297	A	Robert Morris	49 71		
												305	A	Army West Point	40 62		
												309	A	Saint Peter's	58 75		
												319	H	NJIT	64 43		
												329	H	Lafayette	57 63		
LAST 12 Division I GAMES:																	
				297	A	Robert Morris	49 71	246	A	Binghamton	54 73						
				220	A	Saint Francis (PA)	64 75	226	H	Howard	58 79						
				309	A	Saint Peter's	58 75	319	H	NJIT	64 43						
				136	A	Stony Brook	49 63	194	A	Air Force	37 85						
				305	A	Army West Point	40 62	329	H	Lafayette	57 63						
				260	A	Colgate	52 71										

Non-Div I Games:	Georgian Court	70	45	Rutgers-Newark	97	51
------------------	----------------	----	----	----------------	----	----

Fai rl ei gh Di cki nson

■ Loss, ■ Non-Conf, S Site, H Home A Away N Neutral

Average RPI Win:	291	WON-LOST	WINNING	LAST 10	STRENGTH OF	OPP. STRENGTH	TEAM	ADJ.	CONF.	ADJ CONF.
Average RPI Loss:	166	RECORD	PCT. RANK	GAMES	SCHEDULE	OF SCHEDULE	RPI	RPI	RPI	RPI
DIV. I ONLY	3- 13	307	1-9	116	326	281	281	17	17	
DIV. I NON-CONF.	3- 10	278	0- 1	190	329	303	303	19	19	

TOTALS	RPI 1-25	RPI 26-50	W-L RECORDS	RPI 51-100	RPI 101-150	RPI 150+				
3- 13	0- 1	0- 0	OVERALL	0- 3	0- 0	3- 9				
2- 8	0- 0	0- 0	HOME	0- 1	0- 0	2- 7				
1- 5	0- 1	0- 0	AWAY	0- 2	0- 0	1- 2				
0- 0	0- 0	0- 0	NEUTRAL	0- 0	0- 0	0- 0				
3- 10	0- 1	0- 0	NON-CONFERENCE	0- 1	0- 0	3- 8				
2- 6	0- 0	0- 0	HOME	0- 0	0- 0	2- 6				
1- 4	0- 1	0- 0	AWAY	0- 1	0- 0	1- 2				
0- 0	0- 0	0- 0	NEUTRAL	0- 0	0- 0	0- 0				
0- 3	0- 0	0- 0	CONFERENCE	0- 2	0- 0	0- 1				
0- 2	0- 0	0- 0	HOME	0- 1	0- 0	0- 1				
0- 1	0- 0	0- 0	AWAY	0- 1	0- 0	0- 0				
0- 0	0- 0	0- 0	NEUTRAL	0- 0	0- 0	0- 0				

RPI 1-25				RPI 26-50				RPI 51-100				RPI 101+ Team's RPI: 281			
RPI	S	Opponent	Score	RPI	S	Opponent	Score	RPI	S	Opponent	Score	RPI	S	Opponent	Score
25	A	Michigan St.	74 89					67	A	Old Domini on	53 87	164	A	Little Rock	38 61
								77	A	Tulane	45 88	173	H	UAB	64 89
								79	H	Middle Tenn.	55 74	185	H	Bradley	59 80
												191	H	Georgia St.	59 75
												195	H	Saint Louis	61 93
												212	A	Furman	57 73
												214	H	Hampton	68 72
												268	A	Siena	70 66
												277	H	Richmond	69 55
												282	H	N. C. A&T	65 67
												292	H	Western Mich.	59 69
												329	H	Lafayette	53 49
LAST 12 Division I GAMES:															
185	H	Bradley	59 80	195	H	Saint Louis	61 93								
67	A	Old Domini on	53 87	292	H	Western Mich.	59 69								
79	H	Middle Tenn.	55 74	212	A	Furman	57 73								
173	H	UAB	64 89	268	A	Siena	70 66								
282	H	N. C. A&T	65 67	77	A	Tulane	45 88								
25	A	Michigan St.	74 89	329	H	Lafayette	53 49								

Non-Div I Games:

Fla. Atlantic

Average RPI Win:	259	WON-LOST	WINNING	LAST 10	STRENGTH OF	OPP. STRENGTH	TEAM	ADJ.	CONF.	ADJ CONF.
Average RPI Loss:	96	RECORD	PCT. RANK	GAMES	SCHEDULE	OF SCHEDULE	RPI	RPI	RPI	RPI
DIV. I ONLY	4- 12	284	4-6	64	148	215	215	6	6	
DIV. I NON-CONF.	4- 9	253	0- 1	110	176	243	243	6	6	

TOTALS	RPI 1-25	RPI 26-50	W-L RECORDS	RPI 51-100	RPI 101-150	RPI 150+				
4- 12	0- 2	0- 3	OVERALL	0- 2	1- 2	3- 3				
4- 4	0- 0	0- 2	HOME	0- 1	1- 0	3- 1				
0- 7	0- 2	0- 1	AWAY	0- 0	0- 2	0- 2				
0- 1	0- 0	0- 0	NEUTRAL	0- 1	0- 0	0- 0				
4- 9	0- 2	0- 1	NON-CONFERENCE	0- 2	1- 1	3- 3				
4- 3	0- 0	0- 1	HOME	0- 1	1- 0	3- 1				
0- 5	0- 2	0- 0	AWAY	0- 0	0- 1	0- 2				
0- 1	0- 0	0- 0	NEUTRAL	0- 1	0- 0	0- 0				
0- 3	0- 0	0- 2	CONFERENCE	0- 0	0- 1	0- 0				
0- 1	0- 0	0- 1	HOME	0- 0	0- 0	0- 0				
0- 2	0- 0	0- 1	AWAY	0- 0	0- 1	0- 0				
0- 0	0- 0	0- 0	NEUTRAL	0- 0	0- 0	0- 0				

RPI 1-25				RPI 26-50				RPI 51-100				RPI 101+ Team's RPI: 215			
RPI	S	Opponent	Score	RPI	S	Opponent	Score	RPI	S	Opponent	Score	RPI	S	Opponent	Score
15	A	Indiana	64 83	26	H	Northeastern	66 79	52	N	Utah	58 74	118	A	Alabama	67 74
23	A	Florida St.	56 63	37	A	South Carolina	40 71	85	H	Northwestern	74 83	133	A	Ohio St.	41 46
				38	H	Auburn	56 64					141	H	Texas Tech	72 67
												183	A	Mercer	82 92
												213	H	Gardner-Webb	58 60
												217	H	Bethune-Cookman	64 53
												228	A	UNLV	53 56
												330	H	Florida A&M	62 38
												348	H	Charleston So.	70 60

LAST 12 Division I GAMES:															
37	A	South Carolina	40 71	228	A	UNLV	53 56	330	H	Florida A&M	62 38	217	H	Bethune-Cookman	64 53
38	H	Auburn	56 64	141	H	Texas Tech	72 67	26	H	Northeastern	66 79	15	A	Indiana	64 83
118	A	Alabama	67 74	52	N	Utah	58 74								
348	H	Charleston So.	70 60												
52	N	Utah	58 74												
133	A	Ohio St.	41 46												

Non-Div I Games:

Florida

RPI 1-25				RPI 26-50				RPI 51-100				RPI 101+				Team's RPI: 330	
RPI	S	Opponent	Score	RPI	S	Opponent	Score	RPI	S	Opponent	Score	RPI	S	Opponent	Score		
				30	A	Tennessee	31 96	77	N	Tulane	34 78	116	H	Miami (OH)	57 56		
				34	A	Miami (FL)	54 103					181	H	Jacksonville St.	31 62		
												215	A	Florida	38 62		
												226	A	Howard	68 74		
												231	A	Stetson	44 69		
												283	A	North Florida	53 64		
												292	N	Western Mich.	50 69		
												298	N	Omaha	50 57		
												302	A	Norfolk St.	58 60		
												318	A	FIU	54 77		
LAST 12 Division I GAMES:																	
				302	A	Norfolk St.	58 60	298	N	Omaha	50 57						
				226	A	Howard	68 74	116	H	Miami (OH)	57 56						
				77	N	Tulane	34 78	215	A	Florida	38 62						
				34	A	Miami (FL)	54 103	318	A	FIU	54 77						
				292	N	Western Mich.	50 69	30	A	Tennessee	31 96						
				231	A	Stetson	44 69	283	A	North Florida	53 64						

Florida A&M

Average RPI Win:	152	WON-LOST	WINNING	LAST 10	STRENGTH OF	OPP. STRENGTH	TEAM	ADJ.	CONF.	ADJ CONF.
Average RPI Loss:	48	RECORD	PCT. RANK	GAMES	SCHEDULE	OF SCHEDULE	RPI	RPI	RPI	RPI
DIV. I ONLY	14- 1	5	10-0	123	42	23	23	1	1	
DIV. I NON-CONF.	12- 1	10	1- 0	128	74	22	22	1	1	

TOTALS	RPI 1-25	RPI 26-50	W-L RECORDS	RPI 51-100	RPI 101-150	RPI 150+				
14- 1	1- 0	1- 1	OVERALL	4- 0	1- 0	7- 0				
6- 1	0- 0	0- 1	HOME	2- 0	0- 0	4- 0				
6- 0	0- 0	1- 0	AWAY	2- 0	1- 0	2- 0				
2- 0	1- 0	0- 0	NEUTRAL	0- 0	0- 0	1- 0				
12- 1	1- 0	0- 1	NON-CONFERENCE	4- 0	0- 0	7- 0				
6- 1	0- 0	0- 1	HOME	2- 0	0- 0	4- 0				
4- 0	0- 0	0- 0	AWAY	2- 0	0- 0	2- 0				
2- 0	1- 0	0- 0	NEUTRAL	0- 0	0- 0	1- 0				
2- 0	0- 0	1- 0	CONFERENCE	0- 0	1- 0	0- 0				
0- 0	0- 0	0- 0	HOME	0- 0	0- 0	0- 0				
2- 0	0- 0	1- 0	AWAY	0- 0	1- 0	0- 0				
0- 0	0- 0	0- 0	NEUTRAL	0- 0	0- 0	0- 0				

RPI	S	Opponent	Score	RPI	S	Opponent	Score	RPI	S	Opponent	Score	RPI	S	Opponent	Score
14	N	Iowa	71 67	41	A	North Carolina	64 63	66	A	St. John's (NY)	57 53	122	A	Virginia	63 61
				48	H	LSU	45 58	82	A	Creighton	71 52	183	A	Mercer	57 56
								86	H	Penn St.	87 58	187	A	Milwaukee	87 62
								99	H	Troy	103 67	191	H	Georgia St.	79 43
												215	H	Florida	63 56
												239	H	Jacksonville	79 46
												283	H	North Florida	74 53
												326	N	Eastern Ky.	62 45

LAST 12 Division I GAMES:															
41	A	North Carolina	64 63	14	N	Iowa	71 67	183	A	Mercer	57 56				
122	A	Virginia	63 61	86	H	Penn St.	87 58	326	N	Eastern Ky.	62 45				
191	H	Georgia St.	79 43	48	H	LSU	45 58								
187	A	Milwaukee	87 62	239	H	Jacksonville	79 46								
82	A	Creighton	71 52												
66	A	St. John's (NY)	57 53												

Non-Div I Games:

Florida St.

Average RPI	Win:	209	WON-LOST	WINNING	LAST 10	STRENGTH OF	OPP. STRENGTH	TEAM	ADJ.	CONF.	ADJ CONF.
Average RPI	Loss:	62	RECORD	PCT. RANK	GAMES	SCHEDULE	OF SCHEDULE	RPI	RPI	RPI	RPI
DIV. I ONLY		11- 5		84	7-3	212	54	110	110	18	18
DIV. I NON-CONF.		9- 5		105	1- 0	152	66	103	103	18	18

TOTALS	RPI 1-25		RPI 26-50		W-L RECORDS	RPI 51-100		RPI 101-150		RPI 150+	
11- 5	0- 0		0- 2		OVERALL	2- 3		2- 0		7- 0	
7- 1	0- 0		0- 0		HOME	2- 1		1- 0		4- 0	
2- 3	0- 0		0- 1		AWAY	0- 2		0- 0		2- 0	
2- 1	0- 0		0- 1		NEUTRAL	0- 0		1- 0		1- 0	
9- 5	0- 0		0- 2		NON-CONFERENCE	2- 3		2- 0		5- 0	
6- 1	0- 0		0- 0		HOME	2- 1		1- 0		3- 0	
1- 3	0- 0		0- 1		AWAY	0- 2		0- 0		1- 0	
2- 1	0- 0		0- 1		NEUTRAL	0- 0		1- 0		1- 0	
2- 0	0- 0		0- 0		CONFERENCE	0- 0		0- 0		2- 0	
1- 0	0- 0		0- 0		HOME	0- 0		0- 0		1- 0	
1- 0	0- 0		0- 0		AWAY	0- 0		0- 0		1- 0	
0- 0	0- 0		0- 0		NEUTRAL	0- 0		0- 0		0- 0	

RPI	S	Opponent	Score	RPI	S	Opponent	Score	RPI	S	Opponent	Score	RPI	S	Opponent	Score	Team's RPI: 110
26	A	Northeastern	54 58	76	A	Pittsburgh	62 65	114	N	Washington	65 57					
36	N	Texas	54 72	79	H	Middle Tenn.	61 49	130	H	Charlotte	71 64					
				81	H	Maine	72 64	195	N	Ball St.	78 70					
				86	H	Penn St.	55 72	198	A	George Washington	50 38					
				87	A	Georgetown	38 58	258	H	Columbia	68 49					
								277	H	Richmond	60 48					
								301	A	Lona	57 40					
								320	H	Wagner	80 59					
								341	H	Manhattan	65 61					

LAST 12 Division I GAMES:																
36	N	Texas	54 72	79	H	Middle Tenn.	61 49	258	H	Columbia	68 49					
114	N	Washington	65 57	76	A	Pittsburgh	62 65	341	H	Manhattan	65 61					
277	H	Richmond	60 48	87	A	Georgetown	38 58	195	N	Ball St.	78 70					
198	A	George Washington	50 38													
81	H	Maine	72 64													
301	A	Lona	57 40													

Non-Div I Games:

Fordham

Average RPI Win:	202	WON-LOST	WINNING	LAST 10	STRENGTH OF	OPP. STRENGTH	TEAM	ADJ.	CONF.	ADJ CONF.
Average RPI Loss:	74	RECORD	PCT. RANK	GAMES	SCHEDULE	OF SCHEDULE	RPI	RPI	RPI	RPI
DIV. I ONLY	8- 4	88	7-3	236	44	100	100	11	11	
DIV. I NON-CONF.	5- 4	139	0- 0	163	39	109	109	10	10	

TOTALS	RPI 1-25	RPI 26-50	W-L RECORDS	RPI 51-100	RPI 101-150	RPI 150+				
8- 4	0- 1	0- 2	OVERALL	0- 0	2- 0	6- 1				
6- 0	0- 0	0- 0	HOME	0- 0	2- 0	4- 0				
2- 4	0- 1	0- 2	AWAY	0- 0	0- 0	2- 1				
0- 0	0- 0	0- 0	NEUTRAL	0- 0	0- 0	0- 0				
5- 4	0- 1	0- 2	NON-CONFERENCE	0- 0	1- 0	4- 1				
4- 0	0- 0	0- 0	HOME	0- 0	1- 0	3- 0				
1- 4	0- 1	0- 2	AWAY	0- 0	0- 0	1- 1				
0- 0	0- 0	0- 0	NEUTRAL	0- 0	0- 0	0- 0				
3- 0	0- 0	0- 0	CONFERENCE	0- 0	1- 0	2- 0				
2- 0	0- 0	0- 0	HOME	0- 0	1- 0	1- 0				
1- 0	0- 0	0- 0	AWAY	0- 0	0- 0	1- 0				
0- 0	0- 0	0- 0	NEUTRAL	0- 0	0- 0	0- 0				

RPI 1-25				RPI 26-50				RPI 51-100				RPI 101+			
RPI	S	Opponent	Score	RPI	S	Opponent	Score	RPI	S	Opponent	Score	RPI	S	Opponent	Score
13	A	Arizona St.	52 68	28	A	UCLA	80 89					131	H	UT Arlington	70 61
				46	A	Southern Cal i forni a	61 62					150	H	Utah St.	70 59
												174	A	Colorado St.	66 55
												177	H	Santa Clara	80 53
												187	H	Milwaukee	65 48
												197	A	Eastern Wash.	68 58
												209	A	Northern Ari z.	73 86
												286	H	Cal Poly	76 58
												312	H	San Jose St.	77 48
LAST 12 Division I GAMES:															
				174	A	Colorado St.	66 55	150	H	Utah St.	70 59				
				312	H	San Jose St.	77 48	46	A	Southern Cal i forni a	61 62				
				13	A	Arizona St.	52 68	131	H	UT Arlington	70 61				
				177	H	Santa Clara	80 53	187	H	Milwaukee	65 48				
				28	A	UCLA	80 89	286	H	Cal Poly	76 58				
				197	A	Eastern Wash.	68 58	209	A	Northern Ari z.	73 86				

Non-Div I Games: Stanislaus St. 86 51 Fresno Pacific 90 51

Fresno St.

Average RPI Win: **287**
 Average RPI Loss: **119**

WON-LOST
RECORD

WINNING
PCT. RANK

LAST 10
GAMES

STRENGTH OF
SCHEDULE

OPP. STRENGTH
OF SCHEDULE

TEAM
RPI

ADJ.
RPI

CONF.
RPI

ADJ CONF.
RPI

DIV. I ONLY	8- 6	131	6-4	312	204	212	212	24	24
DIV. I NON-CONF.	7- 6	153	0- 0	285	192	218	218	26	26
<hr/>									
TOTALS	RPI 1-25	RPI 26-50	W-L RECORDS	RPI 51-100	RPI 101-150	RPI 150+			
8- 6	0- 1	0- 1	OVERALL	0- 1	0- 1	8- 2			
6- 1	0- 0	0- 0	HOME	0- 1	0- 0	6- 0			
1- 4	0- 1	0- 1	AWAY	0- 0	0- 1	1- 1			
1- 1	0- 0	0- 0	NEUTRAL	0- 0	0- 0	1- 1			
7- 6	0- 1	0- 1	NON-CONFERENCE	0- 1	0- 1	7- 2			
5- 1	0- 0	0- 0	HOME	0- 1	0- 0	5- 0			
1- 4	0- 1	0- 1	AWAY	0- 0	0- 1	1- 1			
1- 1	0- 0	0- 0	NEUTRAL	0- 0	0- 0	1- 1			
1- 0	0- 0	0- 0	CONFERENCE	0- 0	0- 0	1- 0			
1- 0	0- 0	0- 0	HOME	0- 0	0- 0	1- 0			
0- 0	0- 0	0- 0	AWAY	0- 0	0- 0	0- 0			
0- 0	0- 0	0- 0	NEUTRAL	0- 0	0- 0	0- 0			

RPI 1-25				RPI 26-50				RPI 51-100				RPI 101+ Team's RPI: 212			
RPI	S	Opponent	Score	RPI	S	Opponent	Score	RPI	S	Opponent	Score	RPI	S	Opponent	Score
12	A	Mississippi St.	41 106	37	A	South Carolina	53 66	79	H	Middle Tenn.	71 78	104	A	Georgia	38 61
												213	H	Gardner-Webb	70 57
												216	N	Western Ill.	78 85
												256	H	UNC Asheville	58 47
												265	A	Kennesaw St.	63 74
												278	N	Fairfield	77 70
												281	H	Fla. Atlantic	73 57
												293	H	USC Upstate	78 67
												314	H	Presbyterian	76 68
												321	H	UNC Greensboro	64 61
												336	A	Col. of Charleston	70 67
<hr/>															
LAST 12 Division I GAMES:															
314	H	Presbyterian	76 68	321	H	UNC Greensboro	64 61	104	A	Georgia	38 61	256	H	UNC Asheville	58 47
37	A	South Carolina	53 66	104	A	Georgia	38 61	336	A	Col. of Charleston	70 67	12	A	Mississippi St.	41 106
216	N	Western Ill.	78 85	256	H	UNC Asheville	58 47	293	H	USC Upstate	78 67				
278	N	Fairfield	77 70												
281	H	Fla. Atlantic	73 57												
213	H	Gardner-Webb	70 57												

Non-Div I Games:

Coker

71 42

North Greenville

74

78

Furman

Average RPI Win:	297	WON-LOST	WINNING	LAST 10	STRENGTH OF	OPP. STRENGTH	TEAM	ADJ.	CONF.	ADJ CONF.
Average RPI Loss:	175	RECORD	PCT. RANK	GAMES	SCHEDULE	OF SCHEDULE	RPI	RPI	RPI	RPI
DIV. I ONLY	4- 9	254	4-6	185	348	264	264	15	15	
DIV. I NON-CONF.	4- 6	212	0- 0	184	349	233	233	17	17	

TOTALS	RPI 1-25	RPI 26-50	W-L RECORDS	RPI 51-100	RPI 101-150	RPI 150+				
4- 9	0- 0	0- 0	OVERALL	0- 1	0- 4	4- 4				
2- 4	0- 0	0- 0	HOME	0- 0	0- 2	2- 2				
2- 5	0- 0	0- 0	AWAY	0- 1	0- 2	2- 2				
0- 0	0- 0	0- 0	NEUTRAL	0- 0	0- 0	0- 0				
4- 6	0- 0	0- 0	NON-CONFERENCE	0- 1	0- 2	4- 3				
2- 2	0- 0	0- 0	HOME	0- 0	0- 0	2- 2				
2- 4	0- 0	0- 0	AWAY	0- 1	0- 2	2- 1				
0- 0	0- 0	0- 0	NEUTRAL	0- 0	0- 0	0- 0				
0- 3	0- 0	0- 0	CONFERENCE	0- 0	0- 2	0- 1				
0- 2	0- 0	0- 0	HOME	0- 0	0- 2	0- 0				
0- 1	0- 0	0- 0	AWAY	0- 0	0- 0	0- 1				
0- 0	0- 0	0- 0	NEUTRAL	0- 0	0- 0	0- 0				

RPI 1-25				RPI 26-50				RPI 51-100				RPI 101+ Team's RPI : 264					
RPI	S	Opponent	Score	RPI	S	Opponent	Score	RPI	S	Opponent	Score	RPI	S	Opponent	Score		
								74	A	Virginia Tech	49	78	104	A	Georgia	38	81
												123	H	Texas St.	52	64	
												131	H	UT Arlington	53	74	
												136	A	Stony Brook	43	72	
												183	H	Mercer	72	79	
												217	H	Bethune-Cookman	77	76	
												251	H	Wofford	65	81	
												265	A	Kennesaw St.	59	78	
												304	A	La. -Monroe	57	58	
												310	H	Winthrop	64	55	
												314	A	Presbyterian	69	68	
												347	A	Savannah St.	82	71	
LAST 12 Division I GAMES:																	
131	H	UT Arlington	53	74	304	A	La. -Monroe	57	58	217	H	Bethune-Cookman	77	76			
123	H	Texas St.	52	64	136	A	Stony Brook	43	72	347	A	Savannah St.	82	71			
104	A	Georgia	38	81	183	H	Mercer	72	79	74	A	Virginia Tech	49	78			
310	H	Winthrop	64	55													
314	A	Presbyterian	69	68													
265	A	Kennesaw St.	59	78													

Non-Div I Games: Coastal Ga. 68 46

Ga. Southern

Average RPI Win: 240		WON-LOST RECORD	WINNING PCT. RANK	LAST 10 GAMES	STRENGTH OF SCHEDULE	OPP. STRENGTH OF SCHEDULE	TEAM RPI	ADJ. RPI	CONF. RPI	ADJ CONF. RPI
Average RPI Loss: 206										
DIV. I ONLY		5- 6	202	5-5	270	305	213	213	29	29
DIV. I NON-CONF.		3- 6	241	0- 0	293	282	277	277	29	29
TOTALS		RPI 1-25	RPI 26-50	W-L RECORDS		RPI 51-100	RPI 101-150	RPI 150+		
5- 6	0- 0		0- 0	OVERALL		0- 0	0- 0	5- 6		
2- 2	0- 0		0- 0	HOME		0- 0	0- 0	2- 2		
3- 4	0- 0		0- 0	AWAY		0- 0	0- 0	3- 4		
0- 0	0- 0		0- 0	NEUTRAL		0- 0	0- 0	0- 0		
3- 6	0- 0		0- 0	NON-CONFERENCE		0- 0	0- 0	3- 6		
1- 2	0- 0		0- 0	HOME		0- 0	0- 0	1- 2		
2- 4	0- 0		0- 0	AWAY		0- 0	0- 0	2- 4		
0- 0	0- 0		0- 0	NEUTRAL		0- 0	0- 0	0- 0		
2- 0	0- 0		0- 0	CONFERENCE		0- 0	0- 0	2- 0		
1- 0	0- 0		0- 0	HOME		0- 0	0- 0	1- 0		
1- 0	0- 0		0- 0	AWAY		0- 0	0- 0	1- 0		
0- 0	0- 0		0- 0	NEUTRAL		0- 0	0- 0	0- 0		

RPI 1-25				RPI 26-50				RPI 51-100				RPI 101+ Team's RPI: 213			
RPI	S	Opponent	Score	RPI	S	Opponent	Score	RPI	S	Opponent	Score	RPI	S	Opponent	Score
								158 H Davi dson 54 49							
								170 A Drexel 48 65							
								190 H Morehead St. 69 84							
								205 H Mt. St. Mary's 62 69							
								207 A Del aware 45 69							
								212 A Furman 57 70							
								215 A Flori da 60 58							
								247 A Campbel I 52 38							
								251 A Wofford 53 59							
								256 H UNC Asheville 69 59							
								323 A Western Caro. 62 52							
LAST 12 Division I GAMES:															
247 A Campbel I 52 38								256 H UNC Asheville 69 59							
323 A Western Caro. 62 52								251 A Wofford 53 59							
207 A Del aware 45 69								158 H Davi dson 54 49							
170 A Drexel 48 65								190 H Morehead St. 69 84							
212 A Furman 57 70								215 A Flori da 60 58							
205 H Mt. St. Mary's 62 69															

Gardner-Webb

Average RPI	Win:	252	WON-LOST	WINNING	LAST 10	STRENGTH OF	OPP. STRENGTH	TEAM	ADJ.	CONF.	ADJ CONF.
Average RPI	Loss:	145	RECORD	PCT. RANK	GAMES	SCHEDULE	OF SCHEDULE	RPI	RPI	RPI	RPI
DIV. I ONLY		8- 7		157	5-5	330	150	230	230	18	18
DIV. I NON-CONF.		8- 5		120	0- 0	325	157	201	201	18	18
<hr/>											
TOTALS	RPI 1-25		RPI 26-50		W-L RECORDS	RPI 51-100		RPI 101-150		RPI 150+	
8- 7	0- 0		0- 0		OVERALL	0- 1		0- 3		8- 3	
5- 2	0- 0		0- 0		HOME	0- 0		0- 1		5- 1	
3- 5	0- 0		0- 0		AWAY	0- 1		0- 2		3- 2	
0- 0	0- 0		0- 0		NEUTRAL	0- 0		0- 0		0- 0	
8- 5	0- 0		0- 0		NON-CONFERENCE	0- 1		0- 3		8- 1	
5- 1	0- 0		0- 0		HOME	0- 0		0- 1		5- 0	
3- 4	0- 0		0- 0		AWAY	0- 1		0- 2		3- 1	
0- 0	0- 0		0- 0		NEUTRAL	0- 0		0- 0		0- 0	
0- 2	0- 0		0- 0		CONFERENCE	0- 0		0- 0		0- 2	
0- 1	0- 0		0- 0		HOME	0- 0		0- 0		0- 1	
0- 1	0- 0		0- 0		AWAY	0- 0		0- 0		0- 1	
0- 0	0- 0		0- 0		NEUTRAL	0- 0		0- 0		0- 0	

RPI 1-25				RPI 26-50				RPI 51-100				RPI 101+ Team's RPI: 230					
RPI	S	Opponent	Score	RPI	S	Opponent	Score	RPI	S	Opponent	Score	RPI	S	Opponent	Score		
								61	A	Kansas	56	77	106	H	Houston	56	66
													114	A	Washington	52	81
													149	A	American	71	86
													158	A	Davidson	59	67
													175	A	UMKC	91	84
													194	A	Air Force	78	71
													200	H	UMES	70	49
													202	H	St. Bonaventure	57	68
													207	H	Delaware	72	46
													226	A	Howard	59	73
													260	H	Colgate	64	61
													317	H	Loyola Maryland	70	38
													326	A	Eastern Ky.	91	75
													336	H	Col. of Charleston	66	52
LAST 12 Division I GAMES:																	
336	H	Col. of Charleston	66	52	202	H	St. Bonaventure	57	68								
200	H	UMES	70	49	158	A	Davidson	59	67								
106	H	Houston	56	66	226	A	Howard	59	73								
326	A	Eastern Ky.	91	75	175	A	UMKC	91	84								
207	H	Delaware	72	46	61	A	Kansas	56	77								
114	A	Washington	52	81	260	H	Colgate	64	61								

Non-Div I Games:

George Mason

Average RPI Win:	174	WON-LOST	WINNING	LAST 10	STRENGTH OF	OPP. STRENGTH	TEAM	ADJ.	CONF.	ADJ CONF.
Average RPI Loss:	118	RECORD	PCT. RANK	GAMES	SCHEDULE	OF SCHEDULE	RPI	RPI	RPI	RPI
DIV. I ONLY	4- 11	278	3-7	46	160	198	198	18	18	
DIV. I NON-CONF.	3- 10	278	0- 0	50	156	229	229	18	18	

TOTALS	RPI 1-25	RPI 26-50	W-L RECORDS	RPI 51-100	RPI 101-150	RPI 150+				
4- 11	0- 1	0- 3	OVERALL	1- 1	1- 3	2- 3				
3- 5	0- 0	0- 2	HOME	1- 0	1- 1	1- 2				
1- 4	0- 0	0- 0	AWAY	0- 1	0- 2	1- 1				
0- 2	0- 1	0- 1	NEUTRAL	0- 0	0- 0	0- 0				
3- 10	0- 1	0- 3	NON-CONFERENCE	1- 1	1- 2	1- 3				
3- 4	0- 0	0- 2	HOME	1- 0	1- 0	1- 2				
0- 4	0- 0	0- 0	AWAY	0- 1	0- 2	0- 1				
0- 2	0- 1	0- 1	NEUTRAL	0- 0	0- 0	0- 0				
1- 1	0- 0	0- 0	CONFERENCE	0- 0	0- 1	1- 0				
0- 1	0- 0	0- 0	HOME	0- 0	0- 1	0- 0				
1- 0	0- 0	0- 0	AWAY	0- 0	0- 0	1- 0				
0- 0	0- 0	0- 0	NEUTRAL	0- 0	0- 0	0- 0				

RPI 1-25				RPI 26-50				RPI 51-100				RPI 101+				Team's RPI: 198
RPI	S	Opponent	Score	RPI	S	Opponent	Score	RPI	S	Opponent	Score	RPI	S	Opponent	Score	
9	N	NC State	61 69	29	H	Maryl and	30 69	68	A	James Madi son	37 50	110	H	Fordham	38 50	
				33	H	Villanova	45 60	95	H	Princeton	64 49	119	H	Towson	76 63	
				44	N	Georgi a Tech	55 70					134	A	William & Mary	59 73	
												141	A	South Fla.	30 63	
												183	H	Mercer	53 61	
												186	A	Rhode Island	64 59	
												250	H	Monmouth	51 55	
												294	H	Memphi s	51 38	
												301	A	Iona	43 52	

LAST 12 Division I GAMES:																
294	H	Memphi s	51 38	186	A	Rhode Isl and	64 59									
134	A	William & Mary	59 73	110	H	Fordham	38 50									
183	H	Mercer	53 61	119	H	Towson	76 63									
141	A	South Fla.	30 63	9	N	NC State	61 69									
33	H	Villanova	45 60	44	N	Georgi a Tech	55 70									
250	H	Monmouth	51 55	301	A	Iona	43 52									

Non-Div I Games:

George Washington

Average RPI	Win:	187	WON-LOST	WINNING	LAST 10	STRENGTH OF	OPP. STRENGTH	TEAM	ADJ.	CONF.	ADJ CONF.
Average RPI	Loss:	57	RECORD	PCT. RANK	GAMES	SCHEDULE	OF SCHEDULE	RPI	RPI	RPI	RPI
DIV. I ONLY		8- 7		157	4-6	26	89	87	87	5	5
DIV. I NON-CONF.		6- 5		143	0- 0	55	110	101	101	5	5

TOTALS	RPI 1-25		RPI 26-50		W-L RECORDS	RPI 51-100		RPI 101-150		RPI 150+	
8- 7	0- 3		0- 1		OVERALL	1- 2		2- 0		5- 1	
5- 3	0- 2		0- 0		HOME	1- 0		1- 0		3- 1	
3- 2	0- 0		0- 0		AWAY	0- 2		1- 0		2- 0	
0- 2	0- 1		0- 1		NEUTRAL	0- 0		0- 0		0- 0	
6- 5	0- 2		0- 1		NON-CONFERENCE	1- 1		1- 0		4- 1	
4- 2	0- 1		0- 0		HOME	1- 0		1- 0		2- 1	
2- 1	0- 0		0- 0		AWAY	0- 1		0- 0		2- 0	
0- 2	0- 1		0- 1		NEUTRAL	0- 0		0- 0		0- 0	
2- 2	0- 1		0- 0		CONFERENCE	0- 1		1- 0		1- 0	
1- 1	0- 1		0- 0		HOME	0- 0		0- 0		1- 0	
1- 1	0- 0		0- 0		AWAY	0- 1		1- 0		0- 0	
0- 0	0- 0		0- 0		NEUTRAL	0- 0		0- 0		0- 0	

RPI 1-25				RPI 26-50				RPI 51-100				Team's RPI : 87				RPI 101+			
RPI	S	Opponent	Score	RPI	S	Opponent	Score	RPI	S	Opponent	Score	RPI	S	Opponent	Score	RPI	S	Opponent	Score
6	N	Bayl or	46 67	47	N	Buffal o	64 73	68	A	James Madi son	57 69	110	H	Fordham	58 38				
9	H	NC State	65 76					76	H	Pi ttsburgh	70 41	126	A	Provi dence	68 52				
18	H	Butl er	50 59					82	A	Crei ghton	38 65	153	H	Xavi er	68 61				
												167	H	VCU	45 47				
												200	H	UMES	74 55				
												235	A	Ri der	79 49				
												277	A	Ri chmond	73 53				
												317	H	Loyol a Maryl and	45 30				
LAST 12 Di vi si on I GAMES:																			
18	H	Butl er	50 59	82	A	Crei ghton	38 65												
153	H	Xavi er	68 61	126	A	Provi dence	68 52												
235	A	Ri der	79 49	6	N	Bayl or	46 67												
9	H	NC State	65 76	47	N	Buffal o	64 73												
167	H	VCU	45 47	76	H	Pi ttsburgh	70 41												
110	H	Fordham	58 38	68	A	James Madi son	57 69												

Non-Div I Games:

Georgetown

Average RPI Win:	247	WON-LOST	WINNING	LAST 10	STRENGTH OF	OPP. STRENGTH	TEAM	ADJ.	CONF.	ADJ CONF.
Average RPI Loss:	29	RECORD	PCT. RANK	GAMES	SCHEDULE	OF SCHEDULE	RPI	RPI	RPI	RPI
DIV. I ONLY	11- 5	84	8-2	182	156	104	104	6	6	
DIV. I NON-CONF.	9- 4	85	0- 0	264	210	158	158	6	6	

TOTALS	RPI 1-25	RPI 26-50	W-L RECORDS	RPI 51-100	RPI 101-150	RPI 150+				
11- 5	0- 1	1- 4	OVERALL	0- 0	0- 0	10- 0				
9- 0	0- 0	1- 0	HOME	0- 0	0- 0	8- 0				
1- 4	0- 1	0- 3	AWAY	0- 0	0- 0	1- 0				
1- 1	0- 0	0- 1	NEUTRAL	0- 0	0- 0	1- 0				
9- 4	0- 0	0- 4	NON-CONFERENCE	0- 0	0- 0	9- 0				
8- 0	0- 0	0- 0	HOME	0- 0	0- 0	8- 0				
0- 3	0- 0	0- 3	AWAY	0- 0	0- 0	0- 0				
1- 1	0- 0	0- 1	NEUTRAL	0- 0	0- 0	1- 0				
2- 1	0- 1	1- 0	CONFERENCE	0- 0	0- 0	1- 0				
1- 0	0- 0	1- 0	HOME	0- 0	0- 0	0- 0				
1- 1	0- 1	0- 0	AWAY	0- 0	0- 0	1- 0				
0- 0	0- 0	0- 0	NEUTRAL	0- 0	0- 0	0- 0				

RPI 1-25				RPI 26-50				RPI 51-100				RPI 101+				Team's RPI: 104
RPI	S	Opponent	Score	RPI	S	Opponent	Score	RPI	S	Opponent	Score	RPI	S	Opponent	Score	
12	A	Mississippi St.	71 80	28	A	UCLA	69 80					179	A	Vanderbilt	71 64	
				29	N	Maryland	51 58					183	H	Mercer	67 60	
				33	A	Villanova	56 62					202	H	St. Bonaventure	67 40	
				44	A	Georgia Tech	53 63					212	H	Furman	61 38	
				48	H	LSU	63 50					264	H	Ga. Southern	81 38	
												310	H	Winthrop	85 39	
												314	H	Presbyterian	83 59	
												324	H	Lipscomb	77 45	
												331	N	Morgan St.	60 33	
												348	H	Charleston So.	83 75	

LAST 12 Division I GAMES:																
48	H	LSU	63 50	12	A	Mississippi St.	71 80									
314	H	Presbyterian	83 59	179	A	Vanderbilt	71 64									
264	H	Ga. Southern	81 38	348	H	Charleston So.	83 75									
324	H	Lipscomb	77 45	183	H	Mercer	67 60									
33	A	Villanova	56 62	29	N	Maryland	51 58									
212	H	Furman	61 38	331	N	Morgan St.	60 33									

Non-Div I Games:

Georgia

Average RPI Win:	268	WON-LOST	WINNING	LAST 10	STRENGTH OF	OPP. STRENGTH	TEAM	ADJ.	CONF.	ADJ CONF.
Average RPI Loss:	122	RECORD	PCT. RANK	GAMES	SCHEDULE	OF SCHEDULE	RPI	RPI	RPI	RPI
DIV. I ONLY	7- 7	167	4-6	199	273	191	191	15	15	
DIV. I NON-CONF.	6- 5	143	0- 0	183	283	170	170	17	17	

TOTALS	RPI 1-25	RPI 26-50	W-L RECORDS	RPI 51-100	RPI 101-150	RPI 150+				
7- 7	0- 1	0- 1	OVERALL	0- 1	1- 2	6- 2				
5- 2	0- 0	0- 1	HOME	0- 0	1- 1	4- 0				
2- 5	0- 1	0- 0	AWAY	0- 1	0- 1	2- 2				
0- 0	0- 0	0- 0	NEUTRAL	0- 0	0- 0	0- 0				
6- 5	0- 1	0- 1	NON-CONFERENCE	0- 1	0- 1	6- 1				
4- 1	0- 0	0- 1	HOME	0- 0	0- 0	4- 0				
2- 4	0- 1	0- 0	AWAY	0- 1	0- 1	2- 1				
0- 0	0- 0	0- 0	NEUTRAL	0- 0	0- 0	0- 0				
1- 2	0- 0	0- 0	CONFERENCE	0- 0	1- 1	0- 1				
1- 1	0- 0	0- 0	HOME	0- 0	1- 1	0- 0				
0- 1	0- 0	0- 0	AWAY	0- 0	0- 0	0- 1				
0- 0	0- 0	0- 0	NEUTRAL	0- 0	0- 0	0- 0				

RPI 1-25				RPI 26-50				RPI 51-100				RPI 101+				Team's RPI: 191
RPI	S	Opponent	Score	RPI	S	Opponent	Score	RPI	S	Opponent	Score	RPI	S	Opponent	Score	
23	A	Florida St.	43 79	44	H	Georgi a Tech	71 78	79	A	Mi ddl e Tenn.	54 69	117	A	Ri ce	49 66	
												123	H	Texas St.	60 69	
												131	H	UT Arlington	50 48	
												181	A	Jacksonville St.	56 61	
												217	H	Bethune-Cookman	62 57	
												265	H	Kennesaw St.	79 73	
												281	A	Fla. Atlantic	75 59	
												289	A	Loui si ana	54 57	
												318	A	FIU	67 61	
												321	H	UNC Greensboro	70 63	
												343	H	N. C. Central	65 54	
LAST 12 Division I GAMES:																
131	H	UT Arlington	50 48	289	A	Loui si ana	54 57	123	H	Texas St.	60 69	44	H	Georgi a Tech	71 78	
23	A	Florida St.	43 79	79	A	Mi ddl e Tenn.	54 69	117	A	Ri ce	49 66	217	H	Bethune-Cookman	62 57	
217	H	Bethune-Cookman	62 57	318	A	FIU	67 61	281	A	Fla. Atlantic	75 59	265	H	Kennesaw St.	79 73	
343	H	N. C. Central	65 54													
181	A	Jacksonville St.	56 61													
265	H	Kennesaw St.	79 73													

Non-Div I Games:

Georgia St.

Average RPI	Win:	170	WON-LOST	WINNING	LAST 10	STRENGTH OF	OPP. STRENGTH	TEAM	ADJ.	CONF.	ADJ CONF.
Average RPI	Loss:	54	RECORD	PCT. RANK	GAMES	SCHEDULE	OF SCHEDULE	RPI	RPI	RPI	RPI
DIV. I ONLY		12- 4		53	7-3	99	31	44	44	1	1
DIV. I NON-CONF.		10- 3		60	0- 0	177	78	65	65	1	1

TOTALS	RPI 1-25		RPI 26-50		W-L RECORDS	RPI 51-100		RPI 101-150		RPI 150+	
12- 4	0- 1		1- 1		OVERALL	1- 1		4- 1		6- 0	
7- 1	0- 1		1- 0		HOME	0- 0		2- 0		4- 0	
2- 2	0- 0		0- 1		AWAY	1- 0		0- 1		1- 0	
3- 1	0- 0		0- 0		NEUTRAL	0- 1		2- 0		1- 0	
10- 3	0- 0		0- 1		NON-CONFERENCE	0- 1		4- 1		6- 0	
6- 0	0- 0		0- 0		HOME	0- 0		2- 0		4- 0	
1- 2	0- 0		0- 1		AWAY	0- 0		0- 1		1- 0	
3- 1	0- 0		0- 0		NEUTRAL	0- 1		2- 0		1- 0	
2- 1	0- 1		1- 0		CONFERENCE	1- 0		0- 0		0- 0	
1- 1	0- 1		1- 0		HOME	0- 0		0- 0		0- 0	
1- 0	0- 0		0- 0		AWAY	1- 0		0- 0		0- 0	
0- 0	0- 0		0- 0		NEUTRAL	0- 0		0- 0		0- 0	

RPI 1-25				RPI 26-50				Team's RPI: 44				RPI 51-100				RPI 101+			
RPI	S	Opponent	Score	RPI	S	Opponent	Score	RPI	S	Opponent	Score	RPI	S	Opponent	Score	RPI	S	Opponent	Score
1	H	Notre Dame	55 76	29	A	Maryl and	54 67	78	N	Dayton	66 85	102	N	Idaho St.	74 51				
				35	H	Duke	70 64	90	A	Boston Col lege	81 76	103	N	Seton Hall	84 73				
												104	H	Georgi a	63 53				
												106	A	Houston	89 95				
												139	H	Appal achi an St.	71 53				
												191	A	Georgi a St.	78 71				
												198	N	George Washi ngton	70 55				
												233	H	Al abama St.	69 42				
												251	H	Wofford	81 40				
												265	H	Kennesaw St.	60 35				
												323	H	Western Caro.	84 49				
LAST 12 Di vi si on I GAMES:																			
				90	A	Boston Col lege	81 76	35	H	Duke	70 64	1	H	Notre Dame	55 76				
				251	H	Wofford	81 40	1	H	Notre Dame	55 76	191	A	Georgi a St.	78 71				
				78	N	Dayton	66 85	29	A	Maryl and	54 67	102	N	Idaho St.	74 51				
				103	N	Seton Hall	84 73	102	N	Idaho St.	74 51	198	N	George Washi ngton	70 55				
				265	H	Kennesaw St.	60 35												
				233	H	Al abama St.	69 42												

Non-Div I Games:

Georgia Tech

Average RPI	Win:	112	WON-LOST	WINNING	LAST 10	STRENGTH OF	OPP. STRENGTH	TEAM	ADJ.	CONF.	ADJ CONF.
Average RPI	Loss:	1	RECORD	PCT. RANK	GAMES	SCHEDULE	OF SCHEDULE	RPI	RPI	RPI	RPI
DIV. I ONLY		15- 1		2	10-0	44	2	10	10	7	7
DIV. I NON-CONF.		11- 1		13	1- 0	69	3	11	11	7	7

TOTALS	RPI 1-25		RPI 26-50		W-L RECORDS	RPI 51-100		RPI 101-150		RPI 150+	
15- 1	2- 1		1- 0		OVERALL	3- 0		5- 0		4- 0	
8- 0	1- 0		1- 0		HOME	2- 0		3- 0		1- 0	
5- 0	0- 0		0- 0		AWAY	1- 0		1- 0		3- 0	
2- 1	1- 1		0- 0		NEUTRAL	0- 0		1- 0		0- 0	
11- 1	2- 1		0- 0		NON-CONFERENCE	1- 0		5- 0		3- 0	
6- 0	1- 0		0- 0		HOME	1- 0		3- 0		1- 0	
3- 0	0- 0		0- 0		AWAY	0- 0		1- 0		2- 0	
2- 1	1- 1		0- 0		NEUTRAL	0- 0		1- 0		0- 0	
4- 0	0- 0		1- 0		CONFERENCE	2- 0		0- 0		1- 0	
2- 0	0- 0		1- 0		HOME	1- 0		0- 0		0- 0	
2- 0	0- 0		0- 0		AWAY	1- 0		0- 0		1- 0	
0- 0	0- 0		0- 0		NEUTRAL	0- 0		0- 0		0- 0	

RPI	S	Opponent	Score	RPI	S	Opponent	Score	RPI	S	Opponent	Score	RPI	S	Opponent	Score
1	N	Notre Dame	65 81	39	H	Saint Mary's (CA)	74 62	71	H	Pacific	88 65	102	H	Idaho St.	70 51
3	H	Stanford	79 73					97	A	Loyola Marymount	78 53	105	H	Idaho	88 51
20	N	Rutgers	57 40					98	H	Washington St.	76 53	111	N	Western Ky.	76 55
												124	H	Montana	76 52
												144	A	Missouri St.	70 67
												169	A	Pepperdine	79 54
												174	H	Colorado St.	50 39
												197	A	Eastern Wash.	63 51
												228	A	UNLV	70 59

LAST 12 Division I GAMES:															
71	H	Pacific	88 65	111	N	Western Ky.	76 55								
39	H	Saint Mary's (CA)	74 62	20	N	Rutgers	57 40								
169	A	Pepperdine	79 54	98	H	Washington St.	76 53								
97	A	Loyola Marymount	78 53	3	H	Stanford	79 73								
105	H	Idaho	88 51	174	H	Colorado St.	50 39								
144	A	Missouri St.	70 67	1	N	Notre Dame	65 81								

Non-Div I Games:

Gonzaga

Average RPI Win:	189	WON-LOST	WINNING	LAST 10	STRENGTH OF	OPP. STRENGTH	TEAM	ADJ.	CONF.	ADJ CONF.
Average RPI Loss:	118	RECORD	PCT. RANK	GAMES	SCHEDULE	OF SCHEDULE	RPI	RPI	RPI	RPI
DIV. I ONLY	5- 9	242	4-6	76	109	128	128	28	28	
DIV. I NON-CONF.	3- 9	271	0- 0	32	118	161	161	25	25	

TOTALS	RPI 1-25	RPI 26-50	W-L RECORDS	RPI 51-100	RPI 101-150	RPI 150+				
5- 9	1- 1	0- 1	OVERALL	1- 2	0- 3	3- 2				
1- 0	0- 0	0- 0	HOME	0- 0	0- 0	1- 0				
2- 8	0- 0	0- 1	AWAY	0- 2	0- 3	2- 2				
2- 1	1- 1	0- 0	NEUTRAL	1- 0	0- 0	0- 0				
3- 9	1- 1	0- 1	NON-CONFERENCE	1- 2	0- 3	1- 2				
1- 0	0- 0	0- 0	HOME	0- 0	0- 0	1- 0				
0- 8	0- 0	0- 1	AWAY	0- 2	0- 3	0- 2				
2- 1	1- 1	0- 0	NEUTRAL	1- 0	0- 0	0- 0				
2- 0	0- 0	0- 0	CONFERENCE	0- 0	0- 0	2- 0				
0- 0	0- 0	0- 0	HOME	0- 0	0- 0	0- 0				
2- 0	0- 0	0- 0	AWAY	0- 0	0- 0	2- 0				
0- 0	0- 0	0- 0	NEUTRAL	0- 0	0- 0	0- 0				

RPI 1-25				RPI 26-50				RPI 51-100				RPI 101+				Team's RPI: 128
RPI	S	Opponent	Score	RPI	S	Opponent	Score	RPI	S	Opponent	Score	RPI	S	Opponent	Score	
15	N	Indiana	65 62	38	A	Auburn	48 97	61	A	Kansas	45 76	118	A	Alabama	55 73	
17	N	South Dakota	53 67					72	A	Oklahoma St.	40 86	131	A	UT Arlington	54 78	
								97	N	Loyola Marymount	62 61	141	A	South Fla.	50 67	
												233	A	Alabama St.	80 72	
												240	A	Southern Miss.	47 68	
												241	A	Wichita St.	61 70	
												262	A	Alabama A&M	63 51	
												340	H	McNeese	75 51	
LAST 12 Division I GAMES:																
72	A	Oklahoma St.	40 86	262	A	Alabama A&M	63 51	233	A	Alabama St.	80 72	61	A	Kansas	45 76	
97	N	Loyola Marymount	62 61	118	A	Alabama	55 73	131	A	UT Arlington	54 78	240	A	Southern Miss.	47 68	
15	N	Indiana	65 62													
17	N	South Dakota	53 67													
141	A	South Fla.	50 67													
241	A	Wichita St.	61 70													

Non-Div I Games:

Grambling

■ Loss,
 ■ Non-Conf,
 ■ S Site,
 ■ Home
 ■ A Away
 N Neutral

Grand Canyon

Through Games Of Jan. 10, 2019

Average RPI	Win:	291	WON-LOST	WINNING	LAST 10	STRENGTH OF	OPP. STRENGTH	TEAM	ADJ.	CONF.	ADJ CONF.
Average RPI	Loss:	186	RECORD	PCT. RANK	GAMES	SCHEDULE	OF SCHEDULE	RPI	RPI	RPI	RPI
DIV. I ONLY		4- 9		254	3-7	326	257	325	325	30	30
DIV. I NON-CONF.		2- 8		293	0- 0	308	254	340	340	30	30

TOTALS	RPI 1-25		RPI 26-50		W-L RECORDS	RPI 51-100		RPI 101-150		RPI 150+	
4- 9	0- 0		0- 0		OVERALL	0- 0		0- 3		4- 6	
3- 3	0- 0		0- 0		HOME	0- 0		0- 3		3- 0	
1- 6	0- 0		0- 0		AWAY	0- 0		0- 0		1- 6	
0- 0	0- 0		0- 0		NEUTRAL	0- 0		0- 0		0- 0	
2- 8	0- 0		0- 0		NON-CONFERENCE	0- 0		0- 3		2- 5	
2- 3	0- 0		0- 0		HOME	0- 0		0- 3		2- 0	
0- 5	0- 0		0- 0		AWAY	0- 0		0- 0		0- 5	
0- 0	0- 0		0- 0		NEUTRAL	0- 0		0- 0		0- 0	
2- 1	0- 0		0- 0		CONFERENCE	0- 0		0- 0		2- 1	
1- 0	0- 0		0- 0		HOME	0- 0		0- 0		1- 0	
1- 1	0- 0		0- 0		AWAY	0- 0		0- 0		1- 1	
0- 0	0- 0		0- 0		NEUTRAL	0- 0		0- 0		0- 0	

RPI 1-25				RPI 26-50				RPI 51-100				RPI 101+ Team's RPI: 325			
RPI	S	Opponent	Score	RPI	S	Opponent	Score	RPI	S	Opponent	Score	RPI	S	Opponent	Score
												124	H	Montana	47 69
												127	H	Portland St.	55 60
												137	H	Indiana St.	81 88
												161	A	UNCW	55 77
												177	A	Santa Clara	55 75
												180	A	East Carolina	47 59
												189	H	New Mexico St.	54 51
												211	A	Long Beach St.	50 57
												266	A	Utah Valley	46 57
												290	H	Incarnate Word	74 63
												291	A	UC Santa Barbara	55 66
												334	A	Seattle U	74 73
												350	H	LIU Brooklyn	65 62
LAST 12 Division I GAMES:															
266	A	Utah Valley	46 57	189	H	New Mexico St.	54 51								
177	A	Santa Clara	55 75	334	A	Seattle U	74 73								
211	A	Long Beach St.	50 57	350	H	LIU Brooklyn	65 62								
127	H	Portland St.	55 60	137	H	Indiana St.	81 88								
124	H	Montana	47 69	161	A	UNCW	55 77								
291	A	UC Santa Barbara	55 66	180	A	East Carolina	47 59								

Non-Div I Games:

Grand Canyon

■ Loss,
 ■ Non-Conf,
 ■ S Site,
 ■ H Home
 ■ A Away
 N Neutral

Average RPI Win:	149	WON-LOST	WINNING	LAST 10	STRENGTH OF	OPP. STRENGTH	TEAM	ADJ.	CONF.	ADJ CONF.
Average RPI Loss:	48	RECORD	PCT. RANK	GAMES	SCHEDULE	OF SCHEDULE	RPI	RPI	RPI	RPI
DIV. I ONLY	7- 6	146	6-4	34	35	49	49	19	19	
DIV. I NON-CONF.	4- 5	190	0- 0	4	9	38	38	16	16	

TOTALS	RPI 1-25	RPI 26-50	W-L RECORDS	RPI 51-100	RPI 101-150	RPI 150+				
7- 6	0- 2	1- 1	OVERALL	2- 3	1- 0	3- 0				
4- 1	0- 0	0- 0	HOME	2- 1	1- 0	1- 0				
3- 5	0- 2	1- 1	AWAY	0- 2	0- 0	2- 0				
0- 0	0- 0	0- 0	NEUTRAL	0- 0	0- 0	0- 0				
4- 5	0- 2	1- 1	NON-CONFERENCE	2- 2	1- 0	0- 0				
3- 1	0- 0	0- 0	HOME	2- 1	1- 0	0- 0				
1- 4	0- 2	1- 1	AWAY	0- 1	0- 0	0- 0				
0- 0	0- 0	0- 0	NEUTRAL	0- 0	0- 0	0- 0				
3- 1	0- 0	0- 0	CONFERENCE	0- 1	0- 0	3- 0				
1- 0	0- 0	0- 0	HOME	0- 0	0- 0	1- 0				
2- 1	0- 0	0- 0	AWAY	0- 1	0- 0	2- 0				
0- 0	0- 0	0- 0	NEUTRAL	0- 0	0- 0	0- 0				

RPI 1-25				RPI 26-50				RPI 51-100				RPI 101+			
RPI	S	Opponent	Score	RPI	S	Opponent	Score	RPI	S	Opponent	Score	RPI	S	Opponent	Score
16	A	Marquette	54 80	27	A	Missouri	56 49	54	A	DePaul	64 73	145	H	Wisconsin	55 46
17	A	South Dakota	49 55	31	A	South Dakota St.	47 77	78	H	Dayton	51 35	187	A	Milwaukee	76 62
								81	H	Maine	70 39	253	H	Cleveland St.	62 53
								84	A	Wright St.	67 85	274	A	Northern Ky.	81 61
								85	H	Northwestern	55 57				

LAST 12 Division I GAMES:															
				84	A	Wright St.	67 85	253	H	Cleveland St.	62 53				
				187	A	Milwaukee	76 62	274	A	Northern Ky.	81 61				
				16	A	Marquette	54 80	78	H	Dayton	51 35				
				145	H	Wisconsin	55 46	81	H	Maine	70 39				
				17	A	South Dakota	49 55	27	A	Missouri	56 49				
				31	A	South Dakota St.	47 77	54	A	DePaul	64 73				

Non-Div I Games: Wis.-Parkside 81 32

Green Bay

Average RPI Win: 219

Average RPI Loss: 152

WON-LOST
RECORDWINNING
PCT. RANKLAST 10
GAMESSTRENGTH OF
SCHEDULEOPP. STRENGTH
OF SCHEDULETEAM
RPIADJ.
RPICONF.
RPIADJ CONF.
RPIDIV. I ONLY
DIV. I NON-CONF.6- 7
3- 7188
2564-6
0- 1289
241108
73214
271214
27129
2929
29

TOTALS

RPI 1-25

RPI 26-50

W-L RECORDS

RPI 51-100

RPI 101-150

RPI 150+

6- 7 0- 1
3- 2 0- 0
3- 3 0- 1
0- 2 0- 00- 0
0- 0
0- 0
0- 0OVERALL
HOME
AWAY
NEUTRAL1- 1
1- 0
0- 0
0- 10- 1
0- 1
0- 0
0- 05- 4
2- 1
3- 2
0- 13- 7 0- 1
2- 2 0- 0
1- 3 0- 1
0- 2 0- 00- 0
0- 0
0- 0
0- 0NON-CONFERENCE
HOME
AWAY
NEUTRAL1- 1
1- 0
0- 0
0- 10- 1
0- 1
0- 0
0- 02- 4
1- 1
1- 2
0- 13- 0 0- 0
1- 0 0- 0
2- 0 0- 0
0- 0 0- 00- 0
0- 0
0- 0
0- 0CONFERENCE
HOME
AWAY
NEUTRAL0- 0
0- 0
0- 0
0- 00- 0
0- 0
0- 0
0- 03- 0
1- 0
2- 0
0- 0

RPI 1-25

RPI 26-50

RPI 51-100

RPI 101+

Team's RPI: 214

RPI S Opponent Score
9 A NC State 51 83

RPI S Opponent Score

RPI S Opponent Score
55 N SFA 68 70
68 H James Madison 72 65RPI S Opponent Score
120 H Chattanooga 50 58
155 H Radford 68 54
182 H El on 62 77
193 A Cornell 53 79
208 H Samford 64 57
244 N Sacramento St. 61 65
256 A UNC Asheville 61 58
258 A Col umbi a 63 88
281 A Fla. Atlantic 72 68
348 A Charleston So. 74 66

LAST 12 Division I GAMES:

256 A UNC Asheville 61 58
348 A Charleston So. 74 66
258 A Col umbi a 63 88
193 A Cornell 53 79
55 N SFA 68 70
9 A NC State 51 83
244 N Sacramento St. 61 65
155 H Radford 68 54
182 H El on 62 77
208 H Samford 64 57
68 H James Madison 72 65
120 H Chattanooga 50 58

Non-Div I Games: Mid-Atlantic Christ.115 48

Hampton

Average RPI Win:	226	WON-LOST	WINNING	LAST 10	STRENGTH OF	OPP. STRENGTH	TEAM	ADJ.	CONF.	ADJ CONF.
Average RPI Loss:	57	RECORD	PCT. RANK	GAMES	SCHEDULE	OF SCHEDULE	RPI	RPI	RPI	RPI
DIV. I ONLY	9- 7	137	7-3	82	173	93	93	23	23	
DIV. I NON-CONF.	7- 7	162	0- 1	98	119	120	120	24	24	

TOTALS	RPI 1-25	RPI 26-50	W-L RECORDS	RPI 51-100	RPI 101-150	RPI 150+				
9- 7	0- 2	0- 2	OVERALL	1- 2	2- 0	6- 1				
4- 2	0- 1	0- 0	HOME	1- 1	1- 0	2- 0				
5- 3	0- 0	0- 2	AWAY	0- 1	1- 0	4- 0				
0- 2	0- 1	0- 0	NEUTRAL	0- 0	0- 0	0- 1				
7- 7	0- 2	0- 2	NON-CONFERENCE	1- 2	1- 0	5- 1				
4- 2	0- 1	0- 0	HOME	1- 1	1- 0	2- 0				
3- 3	0- 0	0- 2	AWAY	0- 1	0- 0	3- 0				
0- 2	0- 1	0- 0	NEUTRAL	0- 0	0- 0	0- 1				
2- 0	0- 0	0- 0	CONFERENCE	0- 0	1- 0	1- 0				
0- 0	0- 0	0- 0	HOME	0- 0	0- 0	0- 0				
2- 0	0- 0	0- 0	AWAY	0- 0	1- 0	1- 0				
0- 0	0- 0	0- 0	NEUTRAL	0- 0	0- 0	0- 0				

RPI 1-25				RPI 26-50				RPI 51-100 Team's RPI: 93				RPI 101+			
RPI	S	Opponent	Score	RPI	S	Opponent	Score	RPI	S	Opponent	Score	RPI	S	Opponent	Score
7	N	Louisville	69 86	33	A	Villanova	41 59	53	A	New Mexico	65 72	134	H	William & Mary	50 45
25	H	Michigan St.	66 74	34	A	Miami (FL)	62 75	63	H	Harvard	73 60	136	A	Stony Brook	64 36
								95	H	Princeton	38 75	152	N	Southern Ill.	50 72
												186	A	Rhode Island	65 51
												276	A	Central Conn. St.	54 52
												288	A	UMBC	66 52
												303	H	Bryant	67 57
												319	A	NJIT	84 53
												331	H	Morgan St.	80 59

LAST 12 Division I GAMES:															
288	A	UMBC	66 52	53	A	New Mexico	65 72								
136	A	Stony Brook	64 36	34	A	Miami (FL)	62 75								
319	A	NJIT	84 53	186	A	Rhode Island	65 51								
276	A	Central Conn. St.	54 52	303	H	Bryant	67 57								
95	H	Princeton	38 75	134	H	William & Mary	50 45								
25	H	Michigan St.	66 74	7	N	Louisville	69 86								

Non-Div I Games:

Hartford

Average RPI Win:	173	WON-LOST	WINNING	LAST 10	STRENGTH OF	OPP. STRENGTH	TEAM	ADJ.	CONF.	ADJ CONF.
Average RPI Loss:	54	RECORD	PCT. RANK	GAMES	SCHEDULE	OF SCHEDULE	RPI	RPI	RPI	RPI
DIV. I ONLY	7- 6	146	6-4	40	28	63	63	10	10	
DIV. I NON-CONF.	7- 6	153	1- 0	42	26	59	59	12	12	

TOTALS	RPI 1-25	RPI 26-50	W-L RECORDS	RPI 51-100	RPI 101-150	RPI 150+				
7- 6	1- 2	0- 0	OVERALL	0- 4	1- 0	5- 0				
2- 3	0- 1	0- 0	HOME	0- 2	1- 0	1- 0				
4- 3	1- 1	0- 0	AWAY	0- 2	0- 0	3- 0				
1- 0	0- 0	0- 0	NEUTRAL	0- 0	0- 0	1- 0				
7- 6	1- 2	0- 0	NON-CONFERENCE	0- 4	1- 0	5- 0				
2- 3	0- 1	0- 0	HOME	0- 2	1- 0	1- 0				
4- 3	1- 1	0- 0	AWAY	0- 2	0- 0	3- 0				
1- 0	0- 0	0- 0	NEUTRAL	0- 0	0- 0	1- 0				
0- 0	0- 0	0- 0	CONFERENCE	0- 0	0- 0	0- 0				
0- 0	0- 0	0- 0	HOME	0- 0	0- 0	0- 0				
0- 0	0- 0	0- 0	AWAY	0- 0	0- 0	0- 0				
0- 0	0- 0	0- 0	NEUTRAL	0- 0	0- 0	0- 0				

RPI	S	Opponent	Score	RPI	S	Opponent	Score	RPI	S	Opponent	Score	RPI	S	Opponent	Score
1	A	Notre Dame	58 103					56	A	Purdue	65 66	140	H	Boston U.	67 47
20	H	Rutgers	49 60					70	H	Qui nni pi ac	67 72	157	A	CSUN	75 55
22	A	Cal i forni a	85 79					81	H	Mai ne	60 67	181	N	Jacksonville St.	69 62
								93	A	Hartford	60 73	186	A	Rhode Island	80 47
												257	H	La Salle	88 43
												268	A	Si ena	73 54

LAST 12 Division I GAMES:															
186	A	Rhode Isl and	80 47	157	A	CSUN	75 55	22	A	Cal i forni a	85 79	93	A	Hartford	60 73
140	H	Boston U.	67 47	20	H	Rutgers	49 60	268	A	Si ena	73 54	257	H	La Salle	88 43
81	H	Mai ne	60 67	70	H	Qui nni pi ac	67 72	56	A	Purdue	65 66				
181	N	Jacksonville St.	69 62												

Non-Div I Games:

Harvard

Average RPI Win: 222
Average RPI Loss: 152

WON-LOST
RECORD

WINNING
PCT. RANK

LAST 10
GAMES

STRENGTH OF
SCHEDULE

OPP. STRENGTH
OF SCHEDULE

TEAM
RPI

ADJ.
RPI

CONF.
RPI

ADJ CONF.
RPI

DIV. I ONLY	3- 10	291	4-6	198	145	280	280	20	20
DIV. I NON-CONF.	3- 9	271	0- 1	219	102	282	282	21	21
<hr/>									
TOTALS	RPI 1-25	RPI 26-50	W-L RECORDS	RPI 51-100	RPI 101-150	RPI 150+			
3- 10	0- 1	0- 0	OVERALL	0- 2	1- 1	2- 6			
2- 5	0- 1	0- 0	HOME	0- 1	1- 1	1- 2			
1- 4	0- 0	0- 0	AWAY	0- 0	0- 0	1- 4			
0- 1	0- 0	0- 0	NEUTRAL	0- 1	0- 0	0- 0			
3- 9	0- 1	0- 0	NON-CONFERENCE	0- 2	1- 1	2- 5			
2- 5	0- 1	0- 0	HOME	0- 1	1- 1	1- 2			
1- 3	0- 0	0- 0	AWAY	0- 0	0- 0	1- 3			
0- 1	0- 0	0- 0	NEUTRAL	0- 1	0- 0	0- 0			
0- 1	0- 0	0- 0	CONFERENCE	0- 0	0- 0	0- 1			
0- 0	0- 0	0- 0	HOME	0- 0	0- 0	0- 0			
0- 1	0- 0	0- 0	AWAY	0- 0	0- 0	0- 1			
0- 0	0- 0	0- 0	NEUTRAL	0- 0	0- 0	0- 0			

RPI 1-25				RPI 26-50				RPI 51-100				RPI 101+				Team's RPI: 280
RPI	S	Opponent	Score	RPI	S	Opponent	Score	RPI	S	Opponent	Score	RPI	S	Opponent	Score	
3	H	Stanford	59 81					52	N	Utah	48 73	105	H	Idaho	69 61	
								94	H	FGCU	67 73	149	H	American	57 69	
												160	H	Portland	65 72	
												169	H	Pepperdine	64 65	
												206	A	San Diego St.	57 58	
												218	A	Cal St. Fullerton	68 72	
												227	A	San Diego	50 58	
												228	A	UNLV	66 61	
												237	A	Nevada	78 79	
												334	H	Seattle U	67 51	
<hr/>																
LAST 12 Division I GAMES:																
237	A	Nevada	78 79	52	N	Utah	48 73	218	A	Cal St. Fullerton	68 72	334	H	Seattle U	67 51	
228	A	UNLV	66 61									160	H	Portland	65 72	
105	H	Idaho	69 61									227	A	San Diego	50 58	
3	H	Stanford	59 81									206	A	San Diego St.	57 58	
94	H	FGCU	67 73													
149	H	American	57 69													

Non-Div I Games: Hawai i Paci fic 66 51

Hawai i

Average RPI	Win:	285	WON-LOST	WINNING	LAST 10	STRENGTH OF	OPP. STRENGTH	TEAM	ADJ.	CONF.	ADJ CONF.
Average RPI	Loss:	103	RECORD	PCT. RANK	GAMES	SCHEDULE	OF SCHEDULE	RPI	RPI	RPI	RPI
DIV. I ONLY		7- 5		127	7-3	290	238	184	184	29	29
DIV. I NON-CONF.		5- 4		139	0- 0	243	218	175	175	29	29

TOTALS	RPI 1-25		RPI 26-50		W-L RECORDS	RPI 51-100		RPI 101-150		RPI 150+	
7- 5	0- 1		0- 0		OVERALL	0- 1		1- 1		6- 2	
5- 0	0- 0		0- 0		HOME	0- 0		1- 0		4- 0	
2- 5	0- 1		0- 0		AWAY	0- 1		0- 1		2- 2	
0- 0	0- 0		0- 0		NEUTRAL	0- 0		0- 0		0- 0	
5- 4	0- 1		0- 0		NON-CONFERENCE	0- 1		1- 1		4- 1	
4- 0	0- 0		0- 0		HOME	0- 0		1- 0		3- 0	
1- 4	0- 1		0- 0		AWAY	0- 1		0- 1		1- 1	
0- 0	0- 0		0- 0		NEUTRAL	0- 0		0- 0		0- 0	
2- 1	0- 0		0- 0		CONFERENCE	0- 0		0- 0		2- 1	
1- 0	0- 0		0- 0		HOME	0- 0		0- 0		1- 0	
1- 1	0- 0		0- 0		AWAY	0- 0		0- 0		1- 1	
0- 0	0- 0		0- 0		NEUTRAL	0- 0		0- 0		0- 0	

RPI 1-25				RPI 26-50				RPI 51-100				RPI 101+				Team's RPI: 184
RPI	S	Opponent	Score	RPI	S	Opponent	Score	RPI	S	Opponent	Score	RPI	S	Opponent	Score	
19	A	Kentucky	49 71					69	A	Clemson	64 83	116	A	Miami (OH)	55 68	
												149	H	American	66 61	
												155	A	Radford	58 80	
												158	A	Davidson	62 71	
												270	A	ETSU	73 65	
												293	A	USC Upstate	87 61	
												302	H	Norfolk St.	83 51	
												314	H	Presbyterian	79 40	
												321	H	UNC Greensboro	82 75	
												343	H	N.C. Central	80 69	

LAST 12 Division I GAMES:																
293	A	USC Upstate	87 61	314	H	Presbyterian	79 40	155	A	Radford	58 80	116	A	Miami (OH)	55 68	
270	A	ETSU	73 65	158	A	Davidson	62 71	19	A	Kentucky	49 71	149	H	American	66 61	
149	H	American	66 61	64	A	Clemson	64 83	155	A	Radford	58 80	116	A	Miami (OH)	55 68	
302	H	Norfolk St.	83 51	321	H	UNC Greensboro	82 75	343	H	N.C. Central	80 69	158	A	Davidson	62 71	

Non-Div I Games: Greensboro 102 50 Mars Hill 86 36

High Point

H
o
f
s
t
r
a

Hofstra				Through Games Of Jan. 10, 2019						
Average RPI Win:	258	WON-LOST RECORD	WINNING PCT. RANK	LAST 10 GAMES	STRENGTH OF SCHEDULE	OPP. STRENGTH OF SCHEDULE	TEAM RPI	ADJ. RPI	CONF. RPI	ADJ CONF. RPI
Average RPI Loss:	171									
DIV. I ONLY		5- 8	228	4-6	248	274	248	248	12	12
DIV. I NON-CONF.		5- 6	177	0- 0	256	287	222	222	14	14

TOTALS	RPI 1-25		RPI 26-50		W-L RECORDS		RPI 51-100		RPI 101-150	RPI 150+
5- 8	0- 0		0- 0		OVERALL		0- 1		0- 3	5- 4
1- 4	0- 0		0- 0		HOME		0- 0		0- 1	1- 3
3- 2	0- 0		0- 0		AWAY		0- 0		0- 1	3- 1
1- 2	0- 0		0- 0		NEUTRAL		0- 1		0- 1	1- 0
5- 6	0- 0		0- 0		NON-CONFERENCE		0- 1		0- 2	5- 3
1- 2	0- 0		0- 0		HOME		0- 0		0- 0	1- 2
3- 2	0- 0		0- 0		AWAY		0- 0		0- 1	3- 1
1- 2	0- 0		0- 0		NEUTRAL		0- 1		0- 1	1- 0
0- 2	0- 0		0- 0		CONFERENCE		0- 0		0- 1	0- 1
0- 2	0- 0		0- 0		HOME		0- 0		0- 1	0- 1
0- 0	0- 0		0- 0		AWAY		0- 0		0- 0	0- 0
0- 0	0- 0		0- 0		NEUTRAL		0- 0		0- 0	0- 0

H
o
f
s
t
r
a

RPI 1-25				RPI 26-50				RPI 51-100				RPI 101+ Team's RPI: 248			
RPI	S	Opponent	Score	RPI	S	Opponent	Score	RPI	S	Opponent	Score	RPI	S	Opponent	Score
								84	N	Wright St.	64 93	112	N	Marist	57 71
												134	H	William & Mary	55 60
												136	A	Stony Brook	49 77
												182	H	El on	64 77
												202	A	St. Bonaventure	67 59
												229	A	Holy Cross	66 72
												231	N	Stetson	53 50
												232	H	Sacred Heart	64 70
												258	H	Col umbi a	63 65
												268	A	Si ena	57 50
												288	A	UMBC	45 42
												301	H	Iona	74 49

LAST 12 Division I GAMES:															
268	A	Si ena	57 50	182	H	El on	64 77								
288	A	UMBC	45 42	134	H	William & Mary	55 60								
229	A	Holy Cross	66 72	84	N	Wright St.	64 93								
232	H	Sacred Heart	64 70	202	A	St. Bonaventure	67 59								
231	N	Stetson	53 50	136	A	Stony Brook	49 77								
112	N	Marist	57 71	258	H	Col umbi a	63 65								

Non-Div I Games: Wilmington (DE) 77 56

Hofstra

Average RPI	Win:	277	WON-LOST	WINNING	LAST 10	STRENGTH OF	OPP. STRENGTH	TEAM	ADJ.	CONF.	ADJ CONF.
Average RPI	Loss:	223	RECORD	PCT. RANK	GAMES	SCHEDULE	OF SCHEDULE	RPI	RPI	RPI	RPI
DIV. I ONLY		8- 6		131	6-4	320	329	229	229	22	22
DIV. I NON-CONF.		8- 3		72	0- 0	339	307	202	202	23	23

TOTALS	RPI 1-25		RPI 26-50		W-L RECORDS	RPI 51-100		RPI 101-150		RPI 150+	
8- 6	0- 0		0- 0		OVERALL	0- 1		0- 1		8- 4	
5- 2	0- 0		0- 0		HOME	0- 0		0- 0		5- 2	
3- 4	0- 0		0- 0		AWAY	0- 1		0- 1		3- 2	
0- 0	0- 0		0- 0		NEUTRAL	0- 0		0- 0		0- 0	
8- 3	0- 0		0- 0		NON-CONFERENCE	0- 1		0- 0		8- 2	
5- 1	0- 0		0- 0		HOME	0- 0		0- 0		5- 1	
3- 2	0- 0		0- 0		AWAY	0- 1		0- 0		3- 1	
0- 0	0- 0		0- 0		NEUTRAL	0- 0		0- 0		0- 0	
0- 3	0- 0		0- 0		CONFERENCE	0- 0		0- 1		0- 2	
0- 1	0- 0		0- 0		HOME	0- 0		0- 0		0- 1	
0- 2	0- 0		0- 0		AWAY	0- 0		0- 1		0- 1	
0- 0	0- 0		0- 0		NEUTRAL	0- 0		0- 0		0- 0	

RPI 1-25				RPI 26-50				RPI 51-100				RPI 101+				Team's RPI: 229		
RPI	S	Opponent	Score	RPI	S	Opponent	Score	RPI	S	Opponent	Score	RPI	S	Opponent	Score			
								90	A	Boston College	63	89		108	A	Lehigh	55	64
														186	H	Rhode Island	73	65
														235	H	Rider	71	61
														242	H	Brown	85	89
														248	H	Hofstra	72	66
														260	H	Colgate	67	70
														296	H	UMass Lowell	63	54
														299	A	Albany (NY)	56	50
														303	A	Bryant	81	62
														306	A	New Hampshire	62	74
														307	A	Vermont	65	40
														329	A	Lafayette	63	73
														341	H	Manhattan	61	53
LAST 12 Division I GAMES:																		
260	H	Colgate	67	70	108	A	Lehigh	55	64									
303	A	Bryant	81	62	329	A	Lafayette	63	73									
341	H	Manhattan	61	53	307	A	Vermont	65	40									
306	A	New Hampshire	62	74	299	A	Albany (NY)	56	50									
248	H	Hofstra	72	66	186	H	Rhode Island	73	65									
296	H	UMass Lowell	63	54	242	H	Brown	85	89									

Non-Div I Games:

Holy Cross

Average RPI	Win:	224	WON-LOST	WINNING	LAST 10	STRENGTH OF	OPP. STRENGTH	TEAM	ADJ.	CONF.	ADJ CONF.
Average RPI	Loss:	74	RECORD	PCT. RANK	GAMES	SCHEDULE	OF SCHEDULE	RPI	RPI	RPI	RPI
DIV. I ONLY		7- 8		181	5-5	58	117	106	106	9	9
DIV. I NON-CONF.		6- 7		172	0- 0	84	141	113	113	9	9

TOTALS	RPI 1-25		RPI 26-50		W-L RECORDS	RPI 51-100		RPI 101-150		RPI 150+	
7- 8	0- 2		1- 1		OVERALL	0- 3		0- 1		6- 1	
1- 5	0- 1		1- 1		HOME	0- 2		0- 1		0- 0	
6- 3	0- 1		0- 0		AWAY	0- 1		0- 0		6- 1	
0- 0	0- 0		0- 0		NEUTRAL	0- 0		0- 0		0- 0	
6- 7	0- 1		1- 1		NON-CONFERENCE	0- 3		0- 1		5- 1	
1- 4	0- 0		1- 1		HOME	0- 2		0- 1		0- 0	
5- 3	0- 1		0- 0		AWAY	0- 1		0- 0		5- 1	
0- 0	0- 0		0- 0		NEUTRAL	0- 0		0- 0		0- 0	
1- 1	0- 1		0- 0		CONFERENCE	0- 0		0- 0		1- 0	
0- 1	0- 1		0- 0		HOME	0- 0		0- 0		0- 0	
1- 0	0- 0		0- 0		AWAY	0- 0		0- 0		1- 0	
0- 0	0- 0		0- 0		NEUTRAL	0- 0		0- 0		0- 0	

RPI 1-25				RPI 26-50				RPI 51-100				RPI 101+ Team's RPI: 106			
RPI	S	Opponent	Score	RPI	S	Opponent	Score	RPI	S	Opponent	Score	RPI	S	Opponent	Score
5	H	UConn	61 81	42	H	Texas A&M	52 68	53	H	New Mexico	84 89	131	H	UT Arlington	61 65
22	A	Cal i forn i a	79 80	44	H	Georgi a Tech	95 89	90	H	Boston Col lege	57 64	151	A	Loui si ana Tech	88 100
								94	A	FGCU	71 76	230	A	George Mason	66 56
												238	A	SMU	72 61
												240	A	Southern Mi ss.	61 44
												258	A	Col umbi a	83 72
												270	A	ETSU	84 77
												290	A	Incarnate Word	79 60
LAST 12 Di vi si on I GAMES:															
240	A	Southern Mi ss.	61 44	238	A	SMU	72 61	5	H	UConn	61 81				
230	A	George Mason	66 56					53	H	New Mexico	84 89				
131	H	UT Arlington	61 65					258	A	Col umbi a	83 72				
42	H	Texas A&M	52 68					90	H	Boston Col lege	57 64				
270	A	ETSU	84 77					290	A	Incarnate Word	79 60				
94	A	FGCU	71 76												

Non-Di v I Games:

Houston

Average RPI Win:	289	WON-LOST	WINNING	LAST 10	STRENGTH OF	OPP. STRENGTH	TEAM	ADJ.	CONF.	ADJ CONF.
Average RPI Loss:	143	RECORD	PCT. RANK	GAMES	SCHEDULE	OF SCHEDULE	RPI	RPI	RPI	RPI
DIV. I ONLY	2- 6	284	4-6	166	239	271	271	25	25	
DIV. I NON-CONF.	1- 5	311	0- 0	102	309	274	274	22	22	
<hr/>										
TOTALS	RPI 1-25	RPI 26-50	W-L RECORDS	RPI 51-100	RPI 101-150	RPI 150+				
2- 6	0- 0	0- 0	OVERALL	0- 2	0- 1	2- 3				
2- 1	0- 0	0- 0	HOME	0- 0	0- 0	2- 1				
0- 5	0- 0	0- 0	AWAY	0- 2	0- 1	0- 2				
0- 0	0- 0	0- 0	NEUTRAL	0- 0	0- 0	0- 0				
1- 5	0- 0	0- 0	NON-CONFERENCE	0- 1	0- 1	1- 3				
1- 1	0- 0	0- 0	HOME	0- 0	0- 0	1- 1				
0- 4	0- 0	0- 0	AWAY	0- 1	0- 1	0- 2				
0- 0	0- 0	0- 0	NEUTRAL	0- 0	0- 0	0- 0				
1- 1	0- 0	0- 0	CONFERENCE	0- 1	0- 0	1- 0				
1- 0	0- 0	0- 0	HOME	0- 0	0- 0	1- 0				
0- 1	0- 0	0- 0	AWAY	0- 1	0- 0	0- 0				
0- 0	0- 0	0- 0	NEUTRAL	0- 0	0- 0	0- 0				

RPI 1-25				RPI 26-50				RPI 51-100				RPI 101+				Team's RPI: 271
RPI	S	Opponent	Score	RPI	S	Opponent	Score	RPI	S	Opponent	Score	RPI	S	Opponent	Score	
								62	A	Lamar University	50 63	141	A	Texas Tech	76 82	
								72	A	Oklahoma St.	44 77	162	H	Oral Roberts	56 74	
												178	A	North Texas	75 100	
												241	A	Wichita St.	50 68	
												273	H	New Orleans	83 74	
												304	H	La. -Monroe	68 60	
<hr/>																
LAST 12 Division I GAMES:																
				304	H	La. -Monroe	68 60	273	H	New Orleans	83 74					
				162	H	Oral Roberts	56 74	62	A	Lamar University	50 63					
				72	A	Oklahoma St.	44 77									
				178	A	North Texas	75 100									
				141	A	Texas Tech	76 82									
				241	A	Wichita St.	50 68									

Non-Div I Games: Howard Payne 93 60 Tex. A&M Int'l 81 48 McMurry 92 41 Southwest (NM) 100 57
Houston Baptist

Average RPI Win: **287**
 Average RPI Loss: **176**

WON-LOST
RECORD

WINNING
PCT. RANK

LAST 10
GAMES

STRENGTH OF
SCHEDULE

OPP. STRENGTH
OF SCHEDULE

TEAM
RPI

ADJ.
RPI

CONF.
RPI

ADJ CONF.
RPI

DIV. I ONLY	8- 7	157	5-5	327	288	226	226	32	32
DIV. I NON-CONF.	7- 6	153	0- 0	298	291	207	207	32	32

TOTALS	RPI 1-25	RPI 26-50	W-L RECORDS	RPI 51-100	RPI 101-150	RPI 150+			
8- 7	0- 0	0- 1	OVERALL	0- 0	0- 2	8- 4			
3- 2	0- 0	0- 0	HOME	0- 0	0- 0	3- 2			
5- 5	0- 0	0- 1	AWAY	0- 0	0- 2	5- 2			
0- 0	0- 0	0- 0	NEUTRAL	0- 0	0- 0	0- 0			
7- 6	0- 0	0- 1	NON-CONFERENCE	0- 0	0- 2	7- 3			
2- 2	0- 0	0- 0	HOME	0- 0	0- 0	2- 2			
5- 4	0- 0	0- 1	AWAY	0- 0	0- 2	5- 1			
0- 0	0- 0	0- 0	NEUTRAL	0- 0	0- 0	0- 0			
1- 1	0- 0	0- 0	CONFERENCE	0- 0	0- 0	1- 1			
1- 0	0- 0	0- 0	HOME	0- 0	0- 0	1- 0			
0- 1	0- 0	0- 0	AWAY	0- 0	0- 0	0- 1			
0- 0	0- 0	0- 0	NEUTRAL	0- 0	0- 0	0- 0			

RPI	S	Opponent	Score	RPI	S	Opponent	Score	RPI	S	Opponent	Score	RPI	S	Opponent	Score
41	A	North Carolina	63 85									132	A	Cincinnati	51 85
												134	A	William & Mary	75 88
												183	H	Mercer	70 85
												200	A	UMES	72 80
												230	H	George Mason	73 59
												245	A	Niagara	68 61
												247	A	Campbell	69 64
												257	A	La Salle	57 54
												268	H	Siena	81 86
												277	A	Richmond	60 67
												318	A	FIU	89 62
												319	H	NJIT	77 57
												330	H	Florida A&M	74 68
												349	A	Fairleigh Dickinson	79 58
LAST 12 Division I GAMES:															
247	A	Campbell	69 64	200	A	UMES	72 80								
277	A	Richmond	60 67	330	H	Florida A&M	74 68								
245	A	Niagara	68 61	41	A	North Carolina	63 85								
230	H	George Mason	73 59	132	A	Cincinnati	51 85								
349	A	Fairleigh Dickinson	79 58	183	H	Mercer	70 85								
268	H	Siena	81 86	318	A	FIU	89 62								

Howard

Howard

Non-Div I Games:

Howard

Loss, Non-Conf, S Site, H Home A Away N Neutral

Average RPI Win:	211	WON-LOST	WINNING	LAST 10	STRENGTH OF	OPP. STRENGTH	TEAM	ADJ.	CONF.	ADJ CONF.
Average RPI Loss:	92	RECORD	PCT. RANK	GAMES	SCHEDULE	OF SCHEDULE	RPI	RPI	RPI	RPI
DIV. I ONLY	7- 7	167	4-6	86	189	113	113	19	19	
DIV. I NON-CONF.	5- 5	162	0- 0	43	166	75	75	16	16	

TOTALS	RPI 1-25	RPI 26-50	W-L RECORDS	RPI 51-100	RPI 101-150	RPI 150+				
7- 7	0- 1	0- 0	OVERALL	0- 3	2- 2	5- 1				
2- 3	0- 0	0- 0	HOME	0- 3	1- 0	1- 0				
4- 4	0- 1	0- 0	AWAY	0- 0	1- 2	3- 1				
1- 0	0- 0	0- 0	NEUTRAL	0- 0	0- 0	1- 0				
5- 5	0- 1	0- 0	NON-CONFERENCE	0- 2	2- 1	3- 1				
1- 2	0- 0	0- 0	HOME	0- 2	1- 0	0- 0				
3- 3	0- 1	0- 0	AWAY	0- 0	1- 1	2- 1				
1- 0	0- 0	0- 0	NEUTRAL	0- 0	0- 0	1- 0				
2- 2	0- 0	0- 0	CONFERENCE	0- 1	0- 1	2- 0				
1- 1	0- 0	0- 0	HOME	0- 1	0- 0	1- 0				
1- 1	0- 0	0- 0	AWAY	0- 0	0- 1	1- 0				
0- 0	0- 0	0- 0	NEUTRAL	0- 0	0- 0	0- 0				

RPI 1-25				RPI 26-50				RPI 51-100				RPI 101+				Team's RPI: 113
RPI	S	Opponent	Score	RPI	S	Opponent	Score	RPI	S	Opponent	Score	RPI	S	Opponent	Score	
14	A	Iowa	58 72					58	H	Ohio	66 73	121	H	UT Martin	73 72	
								64	H	UNI	40 53	125	A	Youngstown St.	52 70	
								84	H	Wright St.	75 78	137	A	Indiana St.	64 59	
												145	A	Wisconsin	64 65	
												152	A	Southern Ill.	73 78	
												167	N	VCU	63 61	
												222	A	Ole Miss	66 58	
												253	A	Cleveland St.	75 50	
												274	H	Northern Ky.	70 48	
												300	A	UTSA	58 50	
LAST 12 Division I GAMES:																
14	A	Iowa	58 72	125	A	Youngstown St.	52 70									
137	A	Indiana St.	64 59	253	A	Cleveland St.	75 50									
64	H	UNI	40 53	274	H	Northern Ky.	70 48									
167	N	VCU	63 61	84	H	Wright St.	75 78									
300	A	UTSA	58 50	152	A	Southern Ill.	73 78									
145	A	Wisconsin	64 65	58	H	Ohio	66 73									

Non-Div I Games: Purdue Northwest 101 40

IUPUI

Average RPI Win:	188	WON-LOST	WINNING	LAST 10	STRENGTH OF	OPP. STRENGTH	TEAM	ADJ.	CONF.	ADJ CONF.
Average RPI Loss:	92	RECORD	PCT. RANK	GAMES	SCHEDULE	OF SCHEDULE	RPI	RPI	RPI	RPI
DIV. I ONLY	7- 7	167	5-5	107	83	105	105	13	13	
DIV. I NON-CONF.	3- 6	241	0- 0	45	65	123	123	11	11	

TOTALS	RPI 1-25	RPI 26-50	W-L RECORDS	RPI 51-100	RPI 101-150	RPI 150+				
7- 7	0- 2	0- 2	OVERALL	0- 1	3- 0	4- 2				
3- 1	0- 0	0- 0	HOME	0- 1	0- 0	3- 0				
4- 5	0- 2	0- 1	AWAY	0- 0	3- 0	1- 2				
0- 1	0- 0	0- 1	NEUTRAL	0- 0	0- 0	0- 0				
3- 6	0- 2	0- 2	NON-CONFERENCE	0- 0	1- 0	2- 2				
2- 0	0- 0	0- 0	HOME	0- 0	0- 0	2- 0				
1- 5	0- 2	0- 1	AWAY	0- 0	1- 0	0- 2				
0- 1	0- 0	0- 1	NEUTRAL	0- 0	0- 0	0- 0				
4- 1	0- 0	0- 0	CONFERENCE	0- 1	2- 0	2- 0				
1- 1	0- 0	0- 0	HOME	0- 1	0- 0	1- 0				
3- 0	0- 0	0- 0	AWAY	0- 0	2- 0	1- 0				
0- 0	0- 0	0- 0	NEUTRAL	0- 0	0- 0	0- 0				

RPI 1-25				RPI 26-50				RPI 51-100				RPI 101+				Team's RPI: 105
RPI	S	Opponent	Score	RPI	S	Opponent	Score	RPI	S	Opponent	Score	RPI	S	Opponent	Score	
3	A	Stanford	71 115	40	A	Wyoming	61 64	57	H	Northern Colo.	72 86	102	A	Idaho St.	86 72	
10	A	Gonzaga	51 88	45	N	Boise St.	85 91					135	A	Montana St.	82 66	
												141	A	Texas Tech	88 77	
												157	H	CSUN	88 73	
												197	H	Eastern Wash.	84 68	
												211	A	Long Beach St.	63 70	
												243	H	San Francisco	70 63	
												280	A	Hawaii	61 69	
												339	A	Weber St.	79 74	

LAST 12 Division I GAMES:																
40	A	Wyoming	61 64	135	A	Montana St.	82 66									
280	A	Hawaii	61 69	57	H	Northern Colo.	72 86									
243	H	San Francisco	70 63	197	H	Eastern Wash.	84 68									
211	A	Long Beach St.	63 70	339	A	Weber St.	79 74									
45	N	Boise St.	85 91	102	A	Idaho St.	86 72									
141	A	Texas Tech	88 77	10	A	Gonzaga	51 88									

Non-Div I Games:

Idaho

Average RPI Win:	244	WON-LOST	WINNING	LAST 10	STRENGTH OF	OPP. STRENGTH	TEAM	ADJ.	CONF.	ADJ CONF.
Average RPI Loss:	54	RECORD	PCT. RANK	GAMES	SCHEDULE	OF SCHEDULE	RPI	RPI	RPI	RPI
DIV. I ONLY	8- 5	108	8-2	148	190	102	102	13	13	
DIV. I NON-CONF.	4- 4	162	0- 0	21	214	54	54	11	11	

TOTALS	RPI 1-25	RPI 26-50	W-L RECORDS	RPI 51-100	RPI 101-150	RPI 150+				
8- 5	0- 1	0- 1	OVERALL	0- 2	0- 1	8- 0				
3- 1	0- 0	0- 0	HOME	0- 0	0- 1	3- 0				
4- 3	0- 1	0- 0	AWAY	0- 2	0- 0	4- 0				
1- 1	0- 0	0- 1	NEUTRAL	0- 0	0- 0	1- 0				
4- 4	0- 1	0- 1	NON-CONFERENCE	0- 2	0- 0	4- 0				
2- 0	0- 0	0- 0	HOME	0- 0	0- 0	2- 0				
1- 3	0- 1	0- 0	AWAY	0- 2	0- 0	1- 0				
1- 1	0- 0	0- 1	NEUTRAL	0- 0	0- 0	1- 0				
4- 1	0- 0	0- 0	CONFERENCE	0- 0	0- 1	4- 0				
1- 1	0- 0	0- 0	HOME	0- 0	0- 1	1- 0				
3- 0	0- 0	0- 0	AWAY	0- 0	0- 0	3- 0				
0- 0	0- 0	0- 0	NEUTRAL	0- 0	0- 0	0- 0				

RPI 1-25				RPI 26-50				RPI 51-100				RPI 101+				Team's RPI: 102
RPI	S	Opponent	Score	RPI	S	Opponent	Score	RPI	S	Opponent	Score	RPI	S	Opponent	Score	
10	A	Gonzaga	51 70	44	N	Georgi a Tech	51 74	52	A	Utah	60 74	105	H	Idaho	72 86	
								59	A	Ari zona	46 71	169	H	Pepperdi ne	65 63	
												197	H	Eastern Wash.	63 48	
												209	A	Northern Ari z.	80 69	
												225	A	Southern Utah	69 57	
												265	N	Kennesaw St.	60 49	
												266	H	Utah Valley	80 68	
												285	A	Cal i forni a Baptist	72 57	
												339	A	Weber St.	70 57	
LAST 12 Division I GAMES:																
266	H	Utah Valley	80 68	339	A	Weber St.	70 57									
44	N	Georgia Tech	51 74	209	A	Northern Ari z.	80 69									
265	N	Kennesaw St.	60 49	225	A	Southern Utah	69 57									
52	A	Utah	60 74	197	H	Eastern Wash.	63 48									
10	A	Gonzaga	51 70	105	H	Idaho	72 86									
59	A	Ari zona	46 71	169	H	Pepperdi ne	65 63									

Non-Div I Games: Benedictine Mesa 88 51

Idaho St.

Average RPI Win:	227	WON-LOST	WINNING	LAST 10	STRENGTH OF	OPP. STRENGTH	TEAM	ADJ.	CONF.	ADJ CONF.
Average RPI Loss:	77	RECORD	PCT. RANK	GAMES	SCHEDULE	OF SCHEDULE	RPI	RPI	RPI	RPI
DIV. I ONLY	9- 6	115	5-5	120	170	143	143	4	4	
DIV. I NON-CONF.	8- 3	72	0- 0	266	231	171	171	4	4	

TOTALS	RPI 1-25	RPI 26-50	W-L RECORDS	RPI 51-100	RPI 101-150	RPI 150+				
9- 6	0- 2	0- 1	OVERALL	1- 2	1- 0	7- 1				
7- 3	0- 2	0- 1	HOME	0- 0	1- 0	6- 0				
2- 2	0- 0	0- 0	AWAY	1- 2	0- 0	1- 0				
0- 1	0- 0	0- 0	NEUTRAL	0- 0	0- 0	0- 1				
8- 3	0- 0	0- 1	NON-CONFERENCE	0- 1	1- 0	7- 1				
7- 1	0- 0	0- 1	HOME	0- 0	1- 0	6- 0				
1- 1	0- 0	0- 0	AWAY	0- 1	0- 0	1- 0				
0- 1	0- 0	0- 0	NEUTRAL	0- 0	0- 0	0- 1				
1- 3	0- 2	0- 0	CONFERENCE	1- 1	0- 0	0- 0				
0- 2	0- 2	0- 0	HOME	0- 0	0- 0	0- 0				
1- 1	0- 0	0- 0	AWAY	1- 1	0- 0	0- 0				
0- 0	0- 0	0- 0	NEUTRAL	0- 0	0- 0	0- 0				

RPI 1-25				RPI 26-50				RPI 51-100				RPI 101+ Team's RPI: 143			
RPI	S	Opponent	Score	RPI	S	Opponent	Score	RPI	S	Opponent	Score	RPI	S	Opponent	Score
15	H	Indiana	83 85	27	H	Missouri	45 67	69	A	Clemson	67 69	137	H	Indiana St.	75 57
20	H	Rutgers	60 71					75	A	Minnesota	66 62	219	H	SIUE	74 57
								85	A	Northwestern	45 68	224	H	Eastern Mi ch.	72 66
												244	N	Sacramento St.	107 109
												258	H	Columbia	76 69
												262	H	Alabama A&M	88 60
												269	H	Murray St.	84 52
												286	A	Cal Poly	74 51
												316	H	Valparaiso	73 54

LAST 12 Division I GAMES:															
269	H	Murray St.	84 52	20	H	Rutgers	60 71	75	A	Minnesota	66 62				
137	H	Indiana St.	75 57					85	A	Northwestern	45 68				
224	H	Eastern Mi ch.	72 66					15	H	Indiana	83 85				
69	A	Clemson	67 69					27	H	Missouri	45 67				
244	N	Sacramento St.	107 109					219	H	SIUE	74 57				
286	A	Cal Poly	74 51												

Non-Div I Games:

Illinois

Average RPI Win:	210	WON-LOST	WINNING	LAST 10	STRENGTH OF	OPP. STRENGTH	TEAM	ADJ.	CONF.	ADJ CONF.
Average RPI Loss:	145	RECORD	PCT. RANK	GAMES	SCHEDULE	OF SCHEDULE	RPI	RPI	RPI	RPI

DIV. I ONLY	7- 5	127	7-3	250	177	172	172	14	14
DIV. I NON-CONF.	6- 4	125	0- 0	290	266	184	184	13	13

TOTALS	RPI 1-25	RPI 26-50	W-L RECORDS	RPI 51-100	RPI 101-150	RPI 150+			
7- 5	0- 2	0- 0	OVERALL	1- 0	0- 0	6- 3			
5- 1	0- 1	0- 0	HOME	1- 0	0- 0	4- 0			
2- 4	0- 1	0- 0	AWAY	0- 0	0- 0	2- 3			
0- 0	0- 0	0- 0	NEUTRAL	0- 0	0- 0	0- 0			
6- 4	0- 1	0- 0	NON-CONFERENCE	0- 0	0- 0	6- 3			
4- 0	0- 0	0- 0	HOME	0- 0	0- 0	4- 0			
2- 4	0- 1	0- 0	AWAY	0- 0	0- 0	2- 3			
0- 0	0- 0	0- 0	NEUTRAL	0- 0	0- 0	0- 0			
1- 1	0- 1	0- 0	CONFERENCE	1- 0	0- 0	0- 0			
1- 1	0- 1	0- 0	HOME	1- 0	0- 0	0- 0			
0- 0	0- 0	0- 0	AWAY	0- 0	0- 0	0- 0			
0- 0	0- 0	0- 0	NEUTRAL	0- 0	0- 0	0- 0			

RPI 1-25				RPI 26-50				RPI 51-100				RPI 101+ Team's RPI: 172			
RPI	S	Opponent	Score	RPI	S	Opponent	Score	RPI	S	Opponent	Score	RPI	S	Opponent	Score
11	H	Drake	64 82					64	H	UNI	66 64	171	H	North Dakota	67 55
18	A	Butler	56 58									175	A	UMKC	62 55
												195	H	Saint Louis	72 67
												219	A	SIUE	61 68
												224	A	Eastern Mich.	41 50
												253	A	Cleveland St.	63 67
												254	H	Oakland	62 56
												274	A	Northern Ky.	58 53
												337	H	Austin Peay	61 49

LAST 12 Division I GAMES:															
254	H	Oakland	62 56	11	H	Drake	64 82								
18	A	Butler	56 58	64	H	UNI	66 64								
253	A	Cleveland St.	63 67	175	A	UMKC	62 55								
224	A	Eastern Mich.	41 50	195	H	Saint Louis	72 67								
171	H	North Dakota	67 55	274	A	Northern Ky.	58 53								
219	A	SIUE	61 68	337	H	Austin Peay	61 49								

Non-Div I Games: Maryville (MO) 61 52

Illinois St.

Average RPI Win:	340	WON-LOST	WINNING	LAST 10	STRENGTH OF	OPP. STRENGTH	TEAM	ADJ.	CONF.	ADJ CONF.
Average RPI Loss:	146	RECORD	PCT. RANK	GAMES	SCHEDULE	OF SCHEDULE	RPI	RPI	RPI	RPI
DIV. I ONLY	1- 12	336	1-9	140	216	290	290	25	25	
DIV. I NON-CONF.	0- 11	336	0- 0	67	205	294	294	22	22	

TOTALS	RPI 1-25	RPI 26-50	W-L RECORDS	RPI 51-100	RPI 101-150	RPI 150+				
1- 12	0- 2	0- 0	OVERALL	0- 2	0- 3	1- 5				
0- 4	0- 0	0- 0	HOME	0- 0	0- 3	0- 1				
1- 8	0- 2	0- 0	AWAY	0- 2	0- 0	1- 4				
0- 0	0- 0	0- 0	NEUTRAL	0- 0	0- 0	0- 0				
0- 11	0- 2	0- 0	NON-CONFERENCE	0- 2	0- 3	0- 4				
0- 4	0- 0	0- 0	HOME	0- 0	0- 3	0- 1				
0- 7	0- 2	0- 0	AWAY	0- 2	0- 0	0- 3				
0- 0	0- 0	0- 0	NEUTRAL	0- 0	0- 0	0- 0				
1- 1	0- 0	0- 0	CONFERENCE	0- 0	0- 0	1- 1				
0- 0	0- 0	0- 0	HOME	0- 0	0- 0	0- 0				
1- 1	0- 0	0- 0	AWAY	0- 0	0- 0	1- 1				
0- 0	0- 0	0- 0	NEUTRAL	0- 0	0- 0	0- 0				

RPI 1-25				RPI 26-50				RPI 51-100				RPI 101+				Team's RPI: 290
RPI	S	Opponent	Score	RPI	S	Opponent	Score	RPI	S	Opponent	Score	RPI	S	Opponent	Score	
13	A	Arizona St.	43 81					59	A	Arizona	42 84	106	H	Houston	60 79	
17	A	South Dakota	43 96					75	A	Minnesota	39 75	117	H	Rice	63 74	
												131	H	UT Arlington	49 97	
												176	A	Nicholls St.	62 86	
												188	A	Massachusetts	59 71	
												206	A	San Diego St.	38 81	
												325	A	Grand Canyon	63 74	
												339	H	Weber St.	64 72	
												340	A	McNeese	68 66	

LAST 12 Division I GAMES:																
59	A	Arizona	42 84	176	A	Nicholls St.	62 86									
339	H	Weber St.	64 72	340	A	McNeese	68 66									
206	A	San Diego St.	38 81	117	H	Rice	63 74									
106	H	Houston	60 79	188	A	Massachusetts	59 71									
17	A	South Dakota	43 96	75	A	Minnesota	39 75									
325	A	Grand Canyon	63 74	131	H	UT Arlington	49 97									

Non-Div I Games:

Incarnate Word

Average RPI Win:	121	WON-LOST	WINNING	LAST 10	STRENGTH OF	OPP. STRENGTH	TEAM	ADJ.	CONF.	ADJ CONF.
Average RPI Loss:	131	RECORD	PCT. RANK	GAMES	SCHEDULE	OF SCHEDULE	RPI	RPI	RPI	RPI
DIV. I ONLY	14- 2	17	8-2	85	9	15	15	4	4	
DIV. I NON-CONF.	11- 1	13	0- 0	107	19	14	14	4	4	

TOTALS	RPI 1-25	RPI 26-50	W-L RECORDS	RPI 51-100	RPI 101-150	RPI 150+				
14- 2	3- 0	1- 0	OVERALL	3- 0	3- 2	4- 0				
8- 0	2- 0	0- 0	HOME	2- 0	1- 0	3- 0				
5- 1	0- 0	1- 0	AWAY	1- 0	2- 1	1- 0				
1- 1	1- 0	0- 0	NEUTRAL	0- 0	0- 1	0- 0				
11- 1	2- 0	1- 0	NON-CONFERENCE	2- 0	2- 1	4- 0				
6- 0	1- 0	0- 0	HOME	1- 0	1- 0	3- 0				
4- 0	0- 0	1- 0	AWAY	1- 0	1- 0	1- 0				
1- 1	1- 0	0- 0	NEUTRAL	0- 0	0- 1	0- 0				
3- 1	1- 0	0- 0	CONFERENCE	1- 0	1- 1	0- 0				
2- 0	1- 0	0- 0	HOME	1- 0	0- 0	0- 0				
1- 1	0- 0	0- 0	AWAY	0- 0	1- 1	0- 0				
0- 0	0- 0	0- 0	NEUTRAL	0- 0	0- 0	0- 0				

RPI	S	Opponent	Score	RPI	S	Opponent	Score	RPI	S	Opponent	Score	RPI	S	Opponent	Score
17	N	South Dakota	68 60	28	A	UCLA	67 65	86	H	Penn St.	83 75	107	A	Wake Forest	87 73
18	H	Butler	66 46					92	H	Northern Ill.	91 73	128	N	Grambling	62 65
25	H	Michigan St.	68 64					97	A	Loyola Marymount	67 43	133	A	Ohio St.	50 55
												143	A	Illinois	85 83
												144	H	Missouri St.	98 74
												187	H	Milwaukee	68 66
												215	H	Florida	83 64
												254	A	Oakland	59 32
												283	H	North Florida	75 52

LAST 12 Division I GAMES:															
97	A	Loyola Marymount	67 43	133	A	Ohio St.	50 55	25	H	Michigan St.	68 64				
144	H	Missouri St.	98 74	86	H	Penn St.	83 75	143	A	Illinois	85 83	17	N	South Dakota	68 60
18	H	Butler	66 46					107	A	Wake Forest	87 73	128	N	Grambling	62 65
28	A	UCLA	67 65					92	H	Northern Ill.	91 73				

Non-Div I Games:

Indiana

Average RPI Win:	243	WON-LOST	WINNING	LAST 10	STRENGTH OF	OPP. STRENGTH	TEAM	ADJ.	CONF.	ADJ CONF.
Average RPI Loss:	131	RECORD	PCT. RANK	GAMES	SCHEDULE	OF SCHEDULE	RPI	RPI	RPI	RPI
DIV. I ONLY	6- 6	167	4-6	156	231	137	137	14	14	
DIV. I NON-CONF.	5- 5	162	0- 0	159	268	150	150	13	13	
<hr/>										
TOTALS	RPI 1-25	RPI 26-50	W-L RECORDS	RPI 51-100	RPI 101-150	RPI 150+				
6- 6	0- 1	0- 0	OVERALL	0- 0	0- 4	6- 1				
1- 1	0- 0	0- 0	HOME	0- 0	0- 1	1- 0				
5- 4	0- 1	0- 0	AWAY	0- 0	0- 2	5- 1				
0- 1	0- 0	0- 0	NEUTRAL	0- 0	0- 1	0- 0				
5- 5	0- 1	0- 0	NON-CONFERENCE	0- 0	0- 3	5- 1				
1- 1	0- 0	0- 0	HOME	0- 0	0- 1	1- 0				
4- 3	0- 1	0- 0	AWAY	0- 0	0- 1	4- 1				
0- 1	0- 0	0- 0	NEUTRAL	0- 0	0- 1	0- 0				
1- 1	0- 0	0- 0	CONFERENCE	0- 0	0- 1	1- 0				
0- 0	0- 0	0- 0	HOME	0- 0	0- 0	0- 0				
1- 1	0- 0	0- 0	AWAY	0- 0	0- 1	1- 0				
0- 0	0- 0	0- 0	NEUTRAL	0- 0	0- 0	0- 0				

RPI 1-25				RPI 26-50				RPI 51-100				RPI 101+				Team's RPI: 137
RPI	S	Opponent	Score	RPI	S	Opponent	Score	RPI	S	Opponent	Score	RPI	S	Opponent	Score	
18	A	Butler	49 72									113	H	IUPUI	59 64	
												143	A	Illinois	57 75	
												144	A	Missouri St.	58 71	
												147	N	UC Irvine	61 77	
												152	A	Southern Ill.	61 58	
												195	A	Saint Louis	60 56	
												199	A	Southeast Mo. St.	62 51	
												221	A	Eastern Ill.	39 63	
												259	A	Marshall	62 53	
												325	A	Grand Canyon	88 81	
												328	H	UIC	60 53	
<hr/>																
LAST 12 Division I GAMES:																
113	H	IUPUI	59 64	152	A	Southern Ill.	61 58	144	A	Missouri St.	58 71	221	A	Eastern Ill.	39 63	
199	A	Southeast Mo. St.	62 51	147	N	UC Irvine	61 77	18	A	Butler	49 72	328	H	UIC	60 53	
325	A	Grand Canyon	88 81	195	A	Saint Louis	60 56	143	A	Illinois	57 75					
259	A	Marshall	62 53													

Non-Div I Games: Davenport 79 43

Indiana St.

**I
o
n
a**

I
o
n
a

lona

Average RPI Win:	136	WON-LOST	WINNING	LAST 10	STRENGTH OF	OPP. STRENGTH	TEAM	ADJ.	CONF.	ADJ CONF.
Average RPI Loss:	26	RECORD	PCT. RANK	GAMES	SCHEDULE	OF SCHEDULE	RPI	RPI	RPI	RPI
DIV. I ONLY	11- 4	62	7-3	15	16	14	14	4	4	
DIV. I NON-CONF.	9- 2	43	0- 1	22	14	10	10	4	4	

TOTALS	RPI 1-25	RPI 26-50	W-L RECORDS	RPI 51-100	RPI 101-150	RPI 150+				
11- 4	2- 3	0- 0	OVERALL	2- 1	3- 0	4- 0				
8- 0	1- 0	0- 0	HOME	2- 0	2- 0	3- 0				
2- 3	1- 2	0- 0	AWAY	0- 1	1- 0	0- 0				
1- 1	0- 1	0- 0	NEUTRAL	0- 0	0- 0	1- 0				
9- 2	2- 2	0- 0	NON-CONFERENCE	1- 0	2- 0	4- 0				
6- 0	1- 0	0- 0	HOME	1- 0	1- 0	3- 0				
2- 1	1- 1	0- 0	AWAY	0- 0	1- 0	0- 0				
1- 1	0- 1	0- 0	NEUTRAL	0- 0	0- 0	1- 0				
2- 2	0- 1	0- 0	CONFERENCE	1- 1	1- 0	0- 0				
2- 0	0- 0	0- 0	HOME	1- 0	1- 0	0- 0				
0- 2	0- 1	0- 0	AWAY	0- 1	0- 0	0- 0				
0- 0	0- 0	0- 0	NEUTRAL	0- 0	0- 0	0- 0				

RPI	S	Opponent	Score
1	A	Notre Dame	71 105
2	H	Iowa St.	73 70
11	A	Drake	91 82
23	N	Florida St.	67 71
25	A	Michigan St.	70 84

RPI	S	Opponent	Score
-----	---	----------	-------

RPI	S	Opponent	Score
56	A	Purdue	57 62
64	H	UNI	83 57
91	H	Nebraska	77 71

RPI	S	Opponent	Score
111	A	Western Ky.	104 67
113	H	IUPUI	72 58
145	H	Wisconsin	71 53
156	N	West Virginia	84 81
162	H	Oral Roberts	90 77
297	H	Robert Morris	92 63
343	H	N. C. Central	106 39

LAST 12 Division I GAMES:

64	H	UNI	83	57	23	N	Florida St.	67	71
113	H	IUPUI	72	58	56	A	Purdue	57	62
2	H	Iowa St.	73	70	145	H	Wisconsin	71	53
297	H	Robert Morris	92	63	91	H	Nebraska	77	71
1	A	Notre Dame	71	105	25	A	Michigan St.	70	84
156	N	West Virginia	84	81	11	A	Drake	91	82

Iowa

Iowa

Non-Div I Games:

Iowa

Average RPI Win:	99	WON-LOST	WINNING	LAST 10	STRENGTH OF	OPP. STRENGTH	TEAM	ADJ.	CONF.	ADJ CONF.
Average RPI Loss:	16	RECORD	PCT. RANK	GAMES	SCHEDULE	OF SCHEDULE	RPI	RPI	RPI	RPI
DIV. I ONLY	13- 2	18	8-2	2	59	2	2	3	3	
DIV. I NON-CONF.	10- 2	37	3- 0	12	58	8	8	3	3	

TOTALS	RPI 1-25	RPI 26-50	W-L RECORDS	RPI 51-100	RPI 101-150	RPI 150+				
13- 2	1- 2	3- 0	OVERALL	5- 0	0- 0	4- 0				
11- 0	1- 0	3- 0	HOME	4- 0	0- 0	3- 0				
1- 2	0- 2	0- 0	AWAY	1- 0	0- 0	0- 0				
1- 0	0- 0	0- 0	NEUTRAL	0- 0	0- 0	1- 0				
10- 2	1- 2	3- 0	NON-CONFERENCE	2- 0	0- 0	4- 0				
9- 0	1- 0	3- 0	HOME	2- 0	0- 0	3- 0				
0- 2	0- 2	0- 0	AWAY	0- 0	0- 0	0- 0				
1- 0	0- 0	0- 0	NEUTRAL	0- 0	0- 0	1- 0				
3- 0	0- 0	0- 0	CONFERENCE	3- 0	0- 0	0- 0				
2- 0	0- 0	0- 0	HOME	2- 0	0- 0	0- 0				
1- 0	0- 0	0- 0	AWAY	1- 0	0- 0	0- 0				
0- 0	0- 0	0- 0	NEUTRAL	0- 0	0- 0	0- 0				

RPI	S	Opponent	Score	RPI	S	Opponent	Score	RPI	S	Opponent	Score	RPI	S	Opponent	Score
11	H	Drake	86 81	34	H	Miami (FL)	75 52	51	H	Kansas St.	96 58	163	H	Prairie View	94 46
14	A	Iowa	70 73	38	H	Auburn	67 64	61	A	Kansas	82 73	171	H	North Dakota	87 35
17	A	South Dakota	59 64	50	H	Arkansas	91 82	65	H	Bucknell	86 61	224	N	Eastern Mich.	85 59
								83	H	TCU	92 54	245	H	Niagara	95 35
								92	H	Northern Ill.	70 60				

LAST 12 Division I GAMES:															
65	H	Bucknell	86 61	92	H	Northern Ill.	70 60	38	H	Auburn	67 64	11	H	Drake	86 81
163	H	Prairie View	94 46	34	H	Miami (FL)	75 52	83	H	TCU	92 54	14	A	Iowa	70 73
171	H	North Dakota	87 35	51	H	Kansas St.	96 58	61	A	Kansas	82 73	50	H	Arkansas	91 82

Non-Div I Games:

Iowa St.

Average RPI Win:	331	WON-LOST	WINNING	LAST 10	STRENGTH OF	OPP. STRENGTH	TEAM	ADJ.	CONF.	ADJ CONF.
Average RPI Loss:	186	RECORD	PCT. RANK	GAMES	SCHEDULE	OF SCHEDULE	RPI	RPI	RPI	RPI
DIV. I ONLY	2- 9	309	3-7	296	266	327	327	28	28	
DIV. I NON-CONF.	2- 7	288	0- 0	229	301	299	299	25	25	

TOTALS	RPI 1-25	RPI 26-50	W-L RECORDS	RPI 51-100	RPI 101-150	RPI 150+				
2- 9	0- 1	0- 1	OVERALL	0- 0	0- 1	2- 6				
1- 1	0- 0	0- 0	HOME	0- 0	0- 0	1- 1				
0- 7	0- 1	0- 1	AWAY	0- 0	0- 1	0- 4				
1- 1	0- 0	0- 0	NEUTRAL	0- 0	0- 0	1- 1				
2- 7	0- 1	0- 1	NON-CONFERENCE	0- 0	0- 1	2- 4				
1- 1	0- 0	0- 0	HOME	0- 0	0- 0	1- 1				
0- 5	0- 1	0- 1	AWAY	0- 0	0- 1	0- 2				
1- 1	0- 0	0- 0	NEUTRAL	0- 0	0- 0	1- 1				
0- 2	0- 0	0- 0	CONFERENCE	0- 0	0- 0	0- 2				
0- 0	0- 0	0- 0	HOME	0- 0	0- 0	0- 0				
0- 2	0- 0	0- 0	AWAY	0- 0	0- 0	0- 2				
0- 0	0- 0	0- 0	NEUTRAL	0- 0	0- 0	0- 0				

RPI 1-25				RPI 26-50				RPI 51-100				RPI 101+ Team's RPI: 327			
RPI	S	Opponent	Score	RPI	S	Opponent	Score	RPI	S	Opponent	Score	RPI	S	Opponent	Score
12	A	Mississippi St.	38 105	50	A	Arkansas	57 76					131	A	UT Arlington	63 99
												165	N	Akron	57 74
												233	A	Alabama St.	67 74
												236	H	Southeastern La.	45 50
												262	A	Alabama A&M	55 58
												289	A	Louisiana	61 68
												294	A	Memphis	67 68
												328	N	UIC	72 57
												333	H	Central Ark.	65 56
LAST 12 Division I GAMES:															
12	A	Mississippi St.	38 105	233	A	Alabama St.	67 74								
289	A	Louisiana	61 68	262	A	Alabama A&M	55 58								
333	H	Central Ark.	65 56	50	A	Arkansas	57 76								
131	A	UT Arlington	63 99	328	N	UIC	72 57								
294	A	Memphis	67 68	165	N	Akron	57 74								
				236	H	Southeastern La.	45 50								

Non-Div I Games: Spring Hill 105 57 Millsaps 88 38

Jackson St.

Average RPI Win:	304	WON-LOST	WINNING	LAST 10	STRENGTH OF	OPP. STRENGTH	TEAM	ADJ.	CONF.	ADJ CONF.
Average RPI Loss:	137	RECORD	PCT. RANK	GAMES	SCHEDULE	OF SCHEDULE	RPI	RPI	RPI	RPI
DIV. I ONLY	5- 7	214	6-4	294	236	239	239	26	26	
DIV. I NON-CONF.	4- 6	212	0- 0	227	238	210	210	27	27	

TOTALS	RPI 1-25	RPI 26-50	W-L RECORDS	RPI 51-100	RPI 101-150	RPI 150+				
5- 7	0- 1	0- 1	OVERALL	0- 2	0- 0	5- 3				
2- 1	0- 0	0- 0	HOME	0- 0	0- 0	2- 1				
3- 4	0- 1	0- 1	AWAY	0- 1	0- 0	3- 1				
0- 2	0- 0	0- 0	NEUTRAL	0- 1	0- 0	0- 1				
4- 6	0- 1	0- 1	NON-CONFERENCE	0- 2	0- 0	4- 2				
1- 1	0- 0	0- 0	HOME	0- 0	0- 0	1- 1				
3- 3	0- 1	0- 1	AWAY	0- 1	0- 0	3- 0				
0- 2	0- 0	0- 0	NEUTRAL	0- 1	0- 0	0- 1				
1- 1	0- 0	0- 0	CONFERENCE	0- 0	0- 0	1- 1				
1- 0	0- 0	0- 0	HOME	0- 0	0- 0	1- 0				
0- 1	0- 0	0- 0	AWAY	0- 0	0- 0	0- 1				
0- 0	0- 0	0- 0	NEUTRAL	0- 0	0- 0	0- 0				

RPI 1-25				RPI 26-50				RPI 51-100				RPI 101+				Team's RPI: 239
RPI	S	Opponent	Score	RPI	S	Opponent	Score	RPI	S	Opponent	Score	RPI	S	Opponent	Score	
23	A	Florida St.	46 79	42	A	Texas A&M	53 73	67	N	Old Dominion	76 78	183	H	Mercer	71 66	
								86	A	Penn St.	61 80	217	H	Bethune-Cookman	56 58	
												262	N	Alabama A&M	60 65	
												265	A	Kennesaw St.	55 75	
												318	A	FIU	73 62	
												324	H	Lipscomb	62 47	
												347	A	Savannah St.	68 58	
												348	A	Charleston So.	68 58	

LAST 12 Division I GAMES:																
265	A	Kennesaw St.	55 75	324	H	Lipscomb	62 47	183	H	Mercer	71 66	318	A	FIU	73 62	
348	A	Charleston So.	68 58	217	H	Bethune-Cookman	56 58	262	N	Alabama A&M	60 65	265	A	Kennesaw St.	55 75	
67	N	Old Dominion	76 78	86	A	Penn St.	61 80	67	N	Old Dominion	76 78	183	H	Mercer	71 66	
347	A	Savannah St.	68 58	42	A	Texas A&M	53 73	86	A	Penn St.	61 80	217	H	Bethune-Cookman	56 58	
23	A	Florida St.	46 79													
42	A	Texas A&M	53 73													

Non-Div I Games: Webber Int'l 73 39 Edward Waters 100 48 Warner 105 55

Jacksonville

Average RPI	Win:	265	WON-LOST	WINNING	LAST 10	STRENGTH OF	OPP. STRENGTH	TEAM	ADJ.	CONF.	ADJ CONF.
Average RPI	Loss:	93	RECORD	PCT. RANK	GAMES	SCHEDULE	OF SCHEDULE	RPI	RPI	RPI	RPI
DIV. I ONLY		7- 6		146	6-4	246	165	181	181	21	21
DIV. I NON-CONF.		5- 5		162	0- 1	204	197	186	186	20	20

TOTALS	RPI 1-25		RPI 26-50		W-L RECORDS	RPI 51-100		RPI 101-150		RPI 150+	
7- 6	0- 0		0- 1		OVERALL	0- 3		0- 2		7- 0	
2- 2	0- 0		0- 0		HOME	0- 1		0- 1		2- 0	
5- 2	0- 0		0- 1		AWAY	0- 0		0- 1		5- 0	
0- 2	0- 0		0- 0		NEUTRAL	0- 2		0- 0		0- 0	
5- 5	0- 0		0- 0		NON-CONFERENCE	0- 3		0- 2		5- 0	
1- 2	0- 0		0- 0		HOME	0- 1		0- 1		1- 0	
4- 1	0- 0		0- 0		AWAY	0- 0		0- 1		4- 0	
0- 2	0- 0		0- 0		NEUTRAL	0- 2		0- 0		0- 0	
2- 1	0- 0		0- 1		CONFERENCE	0- 0		0- 0		2- 0	
1- 0	0- 0		0- 0		HOME	0- 0		0- 0		1- 0	
1- 1	0- 0		0- 1		AWAY	0- 0		0- 0		1- 0	
0- 0	0- 0		0- 0		NEUTRAL	0- 0		0- 0		0- 0	

RPI	S	Opponent	Score	RPI	S	Opponent	Score	RPI	S	Opponent	Score	RPI	S	Opponent	Score
				43	A	Bel mont	52 66	63	N	Harvard	62 69	116	H	Mi ami (OH)	41 58
								98	N	Washington St.	51 64	141	A	Texas Tech	58 71
								99	H	Troy	63 89	191	H	Georgi a St.	61 56
												221	H	Eastern Ill.	78 49
												222	A	Ole Mi ss	60 49
												262	A	Al abama A&M	55 48
												308	A	Tennessee St.	62 52
												324	A	Lip scomb	58 46
												330	A	Fl ori da A&M	62 31

Team's RPI: 181															
LAST 12 Division I GAMES:															
				98	N	Washington St.	51 64	221	H	Eastern Ill.	78 49				
				262	A	Al abama A&M	55 48	308	A	Tennessee St.	62 52				
				222	A	Ole Mi ss	60 49	43	A	Bel mont	52 66				
				63	N	Harvard	62 69	99	H	Troy	63 89				
				324	A	Lip scomb	58 46	116	H	Mi ami (OH)	41 58				
				141	A	Texas Tech	58 71	191	H	Georgi a St.	61 56				

Non-Div I Games: Montevallo 84 52

Jacksonville St.

Average RPI	Win:	203	WON-LOST	WINNING	LAST 10	STRENGTH OF	OPP. STRENGTH	TEAM	ADJ.	CONF.	ADJ CONF.
Average RPI	Loss:	117	RECORD	PCT. RANK	GAMES	SCHEDULE	OF SCHEDULE	RPI	RPI	RPI	RPI
DIV. I ONLY		10- 3		49	7-3	221	135	68	68	12	12
DIV. I NON-CONF.		8- 3		72	0- 0	235	136	82	82	14	14

TOTALS	RPI 1-25		RPI 26-50		W-L RECORDS	RPI 51-100		RPI 101-150		RPI 150+	
10- 3	0- 0		0- 1		OVERALL	3- 0		0- 1		7- 1	
5- 0	0- 0		0- 0		HOME	3- 0		0- 0		2- 0	
5- 3	0- 0		0- 1		AWAY	0- 0		0- 1		5- 1	
0- 0	0- 0		0- 0		NEUTRAL	0- 0		0- 0		0- 0	
8- 3	0- 0		0- 1		NON-CONFERENCE	3- 0		0- 1		5- 1	
5- 0	0- 0		0- 0		HOME	3- 0		0- 0		2- 0	
3- 3	0- 0		0- 1		AWAY	0- 0		0- 1		3- 1	
0- 0	0- 0		0- 0		NEUTRAL	0- 0		0- 0		0- 0	
2- 0	0- 0		0- 0		CONFERENCE	0- 0		0- 0		2- 0	
0- 0	0- 0		0- 0		HOME	0- 0		0- 0		0- 0	
2- 0	0- 0		0- 0		AWAY	0- 0		0- 0		2- 0	
0- 0	0- 0		0- 0		NEUTRAL	0- 0		0- 0		0- 0	

RPI 1-25				RPI 26-50				RPI 51-100				RPI 101+			
RPI	S	Opponent	Score	RPI	S	Opponent	Score	RPI	S	Opponent	Score	RPI	S	Opponent	Score
				29	A	Maryland	63 87	66	H	St. John's (NY)	64 51	107	A	Wake Forest	49 50
								78	H	Dayton	68 55	170	A	Drexel	51 35
								87	H	Georgetown	69 57	198	H	George Washington	50 37
												207	A	Delaware	68 43
												214	A	Hampton	65 72
												272	A	Liberty	74 53
												297	A	Robert Morris	59 36
												310	H	Winthrop	56 39
												346	A	Delaware St.	103 57

LAST 12 Division I GAMES:															
170	A	Drexel	51 35	207	A	Delaware	68 43	297	A	Robert Morris	59 36	66	H	St. John's (NY)	64 51
272	A	Liberty	74 53					107	A	Wake Forest	49 50	29	A	Maryland	63 87
310	H	Winthrop	56 39					78	H	Dayton	68 55				
214	A	Hampton	65 72												
87	H	Georgetown	69 57												
346	A	Delaware St.	103 57												

Non-Div I Games:

James Madison

Average RPI Win: 180

Average RPI Loss: 78

WON-LOST
RECORDWINNING
PCT. RANKLAST 10
GAMESSTRENGTH OF
SCHEDULEOPP. STRENGTH
OF SCHEDULETEAM
RPIADJ.
RPICONF.
RPIADJ CONF.
RPIDIV. I ONLY
DIV. I NON-CONF.

10- 3

49

7-3

128

76

61

61

3

3

10- 1

19

1- 0

209

116

41

41

3

3

TOTALS

RPI 1-25

RPI 26-50

W-L RECORDS

RPI 51-100

RPI 101-150

RPI 150+

10- 3

0- 1

1- 0

OVERALL

2- 1

1- 1

6- 0

7- 1

0- 1

0- 0

HOME

0- 0

1- 0

6- 0

1- 2

0- 0

1- 0

AWAY

0- 1

0- 1

0- 0

2- 0

0- 0

0- 0

NEUTRAL

2- 0

0- 0

0- 0

10- 1

0- 0

1- 0

NON-CONFERENCE

2- 1

1- 0

6- 0

7- 0

0- 0

0- 0

HOME

0- 0

1- 0

6- 0

1- 1

0- 0

1- 0

AWAY

0- 1

0- 0

0- 0

2- 0

0- 0

0- 0

NEUTRAL

2- 0

0- 0

0- 0

0- 2

0- 1

0- 0

CONFERENCE

0- 0

0- 1

0- 0

0- 1

0- 1

0- 0

HOME

0- 0

0- 0

0- 0

0- 1

0- 0

0- 0

AWAY

0- 0

0- 1

0- 0

0- 0

0- 0

0- 0

NEUTRAL

0- 0

0- 0

0- 0

RPI 1-25

RPI 26-50

RPI 51-100

Team's RPI: 61

RPI 101+

RPI S Opponent

Score

RPI S Opponent

Score

RPI S Opponent

Score

RPI S Opponent

Score

2 H Iowa St.

73 82

48 A LSU

68 61

85 N Northwestern

66 57

128 H Grambling

76 45

91 A Nebraska

52 58

141 A Texas Tech

66 69

98 N Washington St.

71 63

162 H Oral Roberts

70 58

175 H UMKC

67 55

230 H George Mason

77 56

262 H Alabama A&M

65 54

301 H Iona

75 44

307 H Vermont

77 36

LAST 12 Division I GAMES:

85 N Northwestern

66 57

141 A Texas Tech

66 69

48 A LSU

68 61

2 H Iowa St.

73 82

301 H Iona

75 44

307 H Vermont

77 36

230 H George Mason

77 56

98 N Washington St.

71 63

262 H Alabama A&M

65 54

128 H Grambling

76 45

162 H Oral Roberts

70 58

91 A Nebraska

52 58

K
a
n
s
a
sK
a
n
s
a
s

Non-Div I Games:

Kansas

Loss, Non-Conf, S Site, H Home A Away N Neutral

Average RPI Win: 169

Average RPI Loss: 16

WON-LOST
RECORDWINNING
PCT. RANKLAST 10
GAMESSTRENGTH OF
SCHEDULEOPP. STRENGTH
OF SCHEDULETEAM
RPIADJ.
RPICONF.
RPIADJ CONF.
RPIDIV. I ONLY
DIV. I NON-CONF.10- 5
9- 388
627-3
0- 059
1156
3151
5751
573
33
3

TOTALS

RPI 1-25

RPI 26-50

W-L RECORDS

RPI 51-100

RPI 101-150

RPI 150+

10- 5

0- 4

0- 0

OVERALL

3- 1

1- 0

6- 0

8- 0

0- 0

0- 0

HOME

2- 0

1- 0

5- 0

1- 2

0- 2

0- 0

AWAY

0- 0

0- 0

1- 0

1- 3

0- 2

0- 0

NEUTRAL

1- 1

0- 0

0- 0

9- 3

0- 2

0- 0

NON-CONFERENCE

3- 1

0- 0

6- 0

7- 0

0- 0

0- 0

HOME

2- 0

0- 0

5- 0

1- 0

0- 0

0- 0

AWAY

0- 0

0- 0

1- 0

1- 3

0- 2

0- 0

NEUTRAL

1- 1

0- 0

0- 0

1- 2

0- 2

0- 0

CONFERENCE

0- 0

1- 0

0- 0

1- 0

0- 0

0- 0

HOME

0- 0

1- 0

0- 0

0- 2

0- 2

0- 0

AWAY

0- 0

0- 0

0- 0

0- 0

0- 0

0- 0

NEUTRAL

0- 0

0- 0

0- 0

RPI 1-25

RPI 26-50

RPI 51-100 Team's RPI: 51

RPI 101+

RPI	S	Opponent	Score
2	A	Iowa St.	58 96
4	N	Syracuse	61 70
6	A	Baylor	50 65
13	N	Arizona St.	51 65

RPI	S	Opponent	Score
-----	---	----------	-------

RPI	S	Opponent	Score
54	N	DePaul	59 79
62	H	Lamar University	73 55
64	H	UNI	72 62
95	N	Princeton	80 61

RPI	S	Opponent	Score
138	H	Oklahoma	86 56
164	A	Little Rock	53 47
175	H	UMKC	61 50
178	H	North Texas	60 42
179	H	Vanderbilt	72 61
298	H	Omaha	61 46
333	H	Central Ark.	70 54

LAST 12 Division I GAMES:

6	A	Baylor	50 65	138	H	Oklahoma	86 56
62	H	Lamar University	73 55	2	A	Iowa St.	58 96
179	H	Vanderbilt	72 61	64	H	UNI	72 62
95	N	Princeton	80 61	333	H	Central Ark.	70 54
54	N	DePaul	59 79	13	N	Arizona St.	51 65
4	N	Syracuse	61 70	164	A	Little Rock	53 47

Non-Div I Games:

Kansas St.

Loss,
 Non-Conf,
 S Site,
 H Home
A Away
 N Neutral

Average RPI	Win: 265	WON-LOST	WINNING	LAST 10	STRENGTH OF	OPP. STRENGTH	TEAM	ADJ.	CONF.	ADJ CONF.
Average RPI	Loss: 165	RECORD	PCT. RANK	GAMES	SCHEDULE	OF SCHEDULE	RPI	RPI	RPI	RPI
DIV. I ONLY	4- 10	267	3-7	175	310	265	265	26	26	
DIV. I NON-CONF.	3- 9	271	0- 0	141	290	267	267	27	27	

TOTALS	RPI 1-25	RPI 26-50	W-L RECORDS	RPI 51-100	RPI 101-150	RPI 150+				
4- 10	0- 1	0- 1	OVERALL	0- 0	0- 2	4- 6				
3- 0	0- 0	0- 0	HOME	0- 0	0- 0	3- 0				
0- 6	0- 0	0- 1	AWAY	0- 0	0- 1	0- 4				
1- 4	0- 1	0- 0	NEUTRAL	0- 0	0- 1	1- 2				
3- 9	0- 1	0- 1	NON-CONFERENCE	0- 0	0- 2	3- 5				
2- 0	0- 0	0- 0	HOME	0- 0	0- 0	2- 0				
0- 5	0- 0	0- 1	AWAY	0- 0	0- 1	0- 3				
1- 4	0- 1	0- 0	NEUTRAL	0- 0	0- 1	1- 2				
1- 1	0- 0	0- 0	CONFERENCE	0- 0	0- 0	1- 1				
1- 0	0- 0	0- 0	HOME	0- 0	0- 0	1- 0				
0- 1	0- 0	0- 0	AWAY	0- 0	0- 0	0- 1				
0- 0	0- 0	0- 0	NEUTRAL	0- 0	0- 0	0- 0				

RPI 1-25				RPI 26-50				RPI 51-100				RPI 101+ Team's RPI: 265			
RPI	S	Opponent	Score	RPI	S	Opponent	Score	RPI	S	Opponent	Score	RPI	S	Opponent	Score
25	N	Michigan St.	51 75	44	A	Georgia Tech	35 60					102	N	Idaho St.	49 60
												103	A	Seton Hall	80 102
												180	A	East Carolina	56 68
												183	A	Mercer	48 64
												191	A	Georgia St.	73 79
												212	H	Furman	74 63
												217	N	Bethune-Cookman	61 64
												239	H	Jacksonville	75 55
												264	H	Ga. Southern	78 59
												288	N	UMBC	53 57
												319	A	NJIT	60 66
												343	N	N.C. Central	78 54

LAST 12 Division I GAMES:															
239	H	Jacksonville	75 55	319	A	NJIT	60 66								
264	H	Ga. Southern	78 59	343	N	N.C. Central	78 54								
25	N	Michigan St.	51 75	217	N	Bethune-Cookman	61 64								
102	N	Idaho St.	49 60	44	A	Georgia Tech	35 60								
180	A	East Carolina	56 68	191	A	Georgia St.	73 79								
212	H	Furman	74 63	183	A	Mercer	48 64								

Non-Div I Games: Middle Ga. St. 80 70

Kennesaw St.

Average RPI Win:	223	WON-LOST	WINNING	LAST 10	STRENGTH OF	OPP. STRENGTH	TEAM	ADJ.	CONF.	ADJ CONF.
Average RPI Loss:	71	RECORD	PCT. RANK	GAMES	SCHEDULE	OF SCHEDULE	RPI	RPI	RPI	RPI
DIV. I ONLY	8- 4	88	8-2	168	126	96	96	8	8	
DIV. I NON-CONF.	6- 4	125	0- 0	212	90	119	119	8	8	

TOTALS	RPI 1-25	RPI 26-50	W-L RECORDS	RPI 51-100	RPI 101-150	RPI 150+				
8- 4	0- 1	0- 1	OVERALL	1- 1	1- 1	6- 0				
5- 1	0- 0	0- 0	HOME	1- 0	1- 1	3- 0				
3- 3	0- 1	0- 1	AWAY	0- 1	0- 0	3- 0				
0- 0	0- 0	0- 0	NEUTRAL	0- 0	0- 0	0- 0				
6- 4	0- 1	0- 1	NON-CONFERENCE	0- 1	1- 1	5- 0				
3- 1	0- 0	0- 0	HOME	0- 0	1- 1	2- 0				
3- 3	0- 1	0- 1	AWAY	0- 1	0- 0	3- 0				
0- 0	0- 0	0- 0	NEUTRAL	0- 0	0- 0	0- 0				
2- 0	0- 0	0- 0	CONFERENCE	1- 0	0- 0	1- 0				
2- 0	0- 0	0- 0	HOME	1- 0	0- 0	1- 0				
0- 0	0- 0	0- 0	AWAY	0- 0	0- 0	0- 0				
0- 0	0- 0	0- 0	NEUTRAL	0- 0	0- 0	0- 0				

RPI 1-25				RPI 26-50				RPI 51-100				RPI 101+			
RPI	S	Opponent	Score	RPI	S	Opponent	Score	RPI	S	Opponent	Score	RPI	S	Opponent	Score
9	A	NC State	61 78	41	A	North Carolina	60 73	84	A	Wright St.	55 61	125	H	Youngstown St.	62 34
								92	H	Northern Ill.	87 78	148	H	Duquesne	72 77
												202	A	St. Bonaventure	76 64
												224	H	Eastern Mich.	71 64
												254	H	Oakland	75 65
												274	H	Northern Ky.	62 61
												297	A	Robert Morris	54 46
												319	A	NJIT	57 40

LAST 12 Division I GAMES:															
				92	H	Northern Ill.	87 78	224	H	Eastern Mich.	71 64				
				125	H	Youngstown St.	62 34	319	A	NJIT	57 40				
				254	H	Oakland	75 65	202	A	St. Bonaventure	76 64				
				274	H	Northern Ky.	62 61	297	A	Robert Morris	54 46				
				9	A	NC State	61 78	84	A	Wright St.	55 61				
				41	A	North Carolina	60 73	148	H	Duquesne	72 77				

Non-Div I Games:

Clarion

92 38

Kent St.

Average RPI	Win:	162	WON-LOST	WINNING	LAST 10	STRENGTH OF	OPP. STRENGTH	TEAM	ADJ.	CONF.	ADJ CONF.
Average RPI	Loss:	10	RECORD	PCT. RANK	GAMES	SCHEDULE	OF SCHEDULE	RPI	RPI	RPI	RPI
DIV. I ONLY		15- 2		16	8-2	113	26	19	19	6	6
DIV. I NON-CONF.		13- 1		9	0- 0	161	36	21	21	6	6

TOTALS	RPI 1-25		RPI 26-50		W-L RECORDS	RPI 51-100		RPI 101-150		RPI 150+	
15- 2	0- 2		3- 0		OVERALL	1- 0		2- 0		9- 0	
11- 0	0- 0		0- 0		HOME	1- 0		1- 0		9- 0	
1- 2	0- 2		1- 0		AWAY	0- 0		0- 0		0- 0	
3- 0	0- 0		2- 0		NEUTRAL	0- 0		1- 0		0- 0	
13- 1	0- 1		2- 0		NON-CONFERENCE	1- 0		2- 0		8- 0	
10- 0	0- 0		0- 0		HOME	1- 0		1- 0		8- 0	
0- 1	0- 1		0- 0		AWAY	0- 0		0- 0		0- 0	
3- 0	0- 0		2- 0		NEUTRAL	0- 0		1- 0		0- 0	
2- 1	0- 1		1- 0		CONFERENCE	0- 0		0- 0		1- 0	
1- 0	0- 0		0- 0		HOME	0- 0		0- 0		1- 0	
1- 1	0- 1		1- 0		AWAY	0- 0		0- 0		0- 0	
0- 0	0- 0		0- 0		NEUTRAL	0- 0		0- 0		0- 0	

RPI	S	Opponent	Score	RPI	S	Opponent	Score	RPI	S	Opponent	Score	RPI	S	Opponent	Score
7	A	Louisville	75 80	28	N	UCLA	75 74	79	H	Middle Tenn.	72 55	122	H	Virginia	63 51
12	A	Mississippi St.	71 86	30	A	Tennessee	73 71					141	N	South Fla.	85 63
				41	N	North Carolina	85 75					179	H	Vanderbilt	77 55
												184	H	High Point	71 49
												186	H	Rhode Island	75 52
												190	H	Morehead St.	87 57
												192	H	Southern U.	91 41
												232	H	Sacred Heart	71 43
												233	H	Alabama St.	87 35
												269	H	Murray St.	88 49
												323	H	Western Caro.	99 39

LAST 12 Division I GAMES:															
30	A	Tennessee	73 71	12	A	Mississippi St.	71 86	179	H	Vanderbilt	77 55	232	H	Sacred Heart	71 43
7	A	Louisville	75 80	269	H	Murray St.	88 49	323	H	Western Caro.	99 39	79	H	Middle Tenn.	72 55
186	H	Rhode Island	75 52												
190	H	Morehead St.	87 57												
41	N	North Carolina	85 75												
28	N	UCLA	75 74												

Non-Div I Games:

Kentucky

Average RPI Win:	329	WON-LOST	WINNING	LAST 10	STRENGTH OF	OPP. STRENGTH	TEAM	ADJ.	CONF.	ADJ CONF.
Average RPI Loss:	253	RECORD	PCT. RANK	GAMES	SCHEDULE	OF SCHEDULE	RPI	RPI	RPI	RPI
DIV. I ONLY	1- 12	336	1-9	329	344	350	350	31	31	
DIV. I NON-CONF.	1- 10	330	0- 0	312	346	349	349	31	31	
<hr/>										
TOTALS	RPI 1-25	RPI 26-50	W-L RECORDS	RPI 51-100	RPI 101-150	RPI 150+				
1- 12	0- 0	0- 0	OVERALL	0- 1	0- 2	1- 9				
1- 3	0- 0	0- 0	HOME	0- 0	0- 0	1- 3				
0- 8	0- 0	0- 0	AWAY	0- 1	0- 1	0- 6				
0- 1	0- 0	0- 0	NEUTRAL	0- 0	0- 1	0- 0				
1- 10	0- 0	0- 0	NON-CONFERENCE	0- 1	0- 2	1- 7				
1- 3	0- 0	0- 0	HOME	0- 0	0- 0	1- 3				
0- 6	0- 0	0- 0	AWAY	0- 1	0- 1	0- 4				
0- 1	0- 0	0- 0	NEUTRAL	0- 0	0- 1	0- 0				
0- 2	0- 0	0- 0	CONFERENCE	0- 0	0- 0	0- 2				
0- 0	0- 0	0- 0	HOME	0- 0	0- 0	0- 0				
0- 2	0- 0	0- 0	AWAY	0- 0	0- 0	0- 2				
0- 0	0- 0	0- 0	NEUTRAL	0- 0	0- 0	0- 0				

RPI 1-25				RPI 26-50				RPI 51-100				RPI 101+				Team's RPI: 350	
RPI	S	Opponent	Score	RPI	S	Opponent	Score	RPI	S	Opponent	Score	RPI	S	Opponent	Score		
								73	A	Michigan	38	83	108	A	Lehigh	38	72
												147	N	UC Irvine	71	84	
												232	A	Sacred Heart	53	75	
												278	A	Fairfield	43	71	
												296	H	UMass Lowell	64	69	
												303	A	Bryant	62	69	
												305	H	Army West Point	42	57	
												309	A	Saint Peter's	59	86	
												319	H	NJIT	51	72	
												325	A	Grand Canyon	62	65	
												329	H	Lafayette	55	50	
												341	A	Manhattan	46	61	
LAST 12 Division I GAMES:																	
232	A	Sacred Heart	53	75	303	A	Bryant	62	69	329	H	Lafayette	55	50			
325	A	Grand Canyon	62	65	108	A	Lehigh	38	72	319	H	NJIT	51	72			
147	N	UC Irvine	71	84	73	A	Michigan	38	83	296	H	UMass Lowell	64	69			
309	A	Saint Peter's	59	86													
278	A	Fairfield	43	71													
305	H	Army West Point	42	57													

Non-Div I Games:

LIU Brooklyn

Average RPI Win:	172	WON-LOST	WINNING	LAST 10	STRENGTH OF	OPP. STRENGTH	TEAM	ADJ.	CONF.	ADJ CONF.
Average RPI Loss:	66	RECORD	PCT. RANK	GAMES	SCHEDULE	OF SCHEDULE	RPI	RPI	RPI	RPI
DIV. I ONLY	11- 4	62	7-3	57	141	48	48	6	6	
DIV. I NON-CONF.	9- 3	62	0- 0	73	168	58	58	6	6	

TOTALS	RPI 1-25	RPI 26-50	W-L RECORDS	RPI 51-100	RPI 101-150	RPI 150+				
11- 4	1- 1	1- 0	OVERALL	1- 2	1- 1	7- 0				
8- 2	0- 0	1- 0	HOME	1- 2	1- 0	5- 0				
3- 2	1- 1	0- 0	AWAY	0- 0	0- 1	2- 0				
0- 0	0- 0	0- 0	NEUTRAL	0- 0	0- 0	0- 0				
9- 3	1- 1	0- 0	NON-CONFERENCE	1- 2	1- 0	6- 0				
7- 2	0- 0	0- 0	HOME	1- 2	1- 0	5- 0				
2- 1	1- 1	0- 0	AWAY	0- 0	0- 0	1- 0				
0- 0	0- 0	0- 0	NEUTRAL	0- 0	0- 0	0- 0				
2- 1	0- 0	1- 0	CONFERENCE	0- 0	0- 1	1- 0				
1- 0	0- 0	1- 0	HOME	0- 0	0- 0	0- 0				
1- 1	0- 0	0- 0	AWAY	0- 0	0- 1	1- 0				
0- 0	0- 0	0- 0	NEUTRAL	0- 0	0- 0	0- 0				

RPI 1-25				RPI 26-50				Team's RPI: 48				RPI 51-100				RPI 101+			
RPI	S	Opponent	Score	RPI	S	Opponent	Score					RPI	S	Opponent	Score	RPI	S	Opponent	Score
20	A	Rutgers	43 57	42	H	Texas A&M	63 52					57	H	Northern Colo.	62 57	104	A	Georgia	50 63
23	A	Florida St.	58 45									61	H	Kansas	61 68	141	H	South Fla.	78 49
												77	H	Tulane	54 56	164	H	Little Rock	60 45
																176	H	Nicholls St.	76 44
																204	H	Sam Houston St.	66 52
																222	A	Ole Miss	55 41
																236	H	Southeastern La.	72 52
																289	A	Louisiana	76 54
																340	H	McNeese	86 36
LAST 12 Division I GAMES:																			
222	A	Ole Miss	55 41	42	H	Texas A&M	63 52					104	A	Georgia	50 63				
20	A	Rutgers	43 57									141	H	South Fla.	78 49				
340	H	McNeese	86 36									236	H	Southeastern La.	72 52				
61	H	Kansas	61 68									289	A	Louisiana	76 54				
164	H	Little Rock	60 45									176	H	Nicholls St.	76 44				
23	A	Florida St.	58 45																

Non-Div I Games:

LSU

Average RPI Win:	248	WON-LOST	WINNING	LAST 10	STRENGTH OF	OPP. STRENGTH	TEAM	ADJ.	CONF.	ADJ CONF.
Average RPI Loss:	134	RECORD	PCT. RANK	GAMES	SCHEDULE	OF SCHEDULE	RPI	RPI	RPI	RPI
DIV. I ONLY	3- 13	307	3-7	121	207	257	257	18	18	
DIV. I NON-CONF.	3- 11	292	0- 0	133	232	262	262	18	18	

TOTALS	RPI 1-25	RPI 26-50	W-L RECORDS	RPI 51-100	RPI 101-150	RPI 150+				
3- 13	0- 0	0- 1	OVERALL	0- 5	0- 2	3- 5				
1- 3	0- 0	0- 0	HOME	0- 1	0- 0	1- 2				
0- 10	0- 0	0- 1	AWAY	0- 4	0- 2	0- 3				
2- 0	0- 0	0- 0	NEUTRAL	0- 0	0- 0	2- 0				
3- 11	0- 0	0- 1	NON-CONFERENCE	0- 4	0- 2	3- 4				
1- 3	0- 0	0- 0	HOME	0- 1	0- 0	1- 2				
0- 8	0- 0	0- 1	AWAY	0- 3	0- 2	0- 2				
2- 0	0- 0	0- 0	NEUTRAL	0- 0	0- 0	2- 0				
0- 2	0- 0	0- 0	CONFERENCE	0- 1	0- 0	0- 1				
0- 0	0- 0	0- 0	HOME	0- 0	0- 0	0- 0				
0- 2	0- 0	0- 0	AWAY	0- 1	0- 0	0- 1				
0- 0	0- 0	0- 0	NEUTRAL	0- 0	0- 0	0- 0				

RPI 1-25				RPI 26-50				RPI 51-100				RPI 101+				Team's RPI: 257	
RPI	S	Opponent	Score	RPI	S	Opponent	Score	RPI	S	Opponent	Score	RPI	S	Opponent	Score		
				33	A	Villanova	68 81	60	A	Oregon St.	46 100	119	A	Towson	68 92		
								63	A	Harvard	43 88	126	A	Providence	47 77		
								66	H	St. John's (NY)	57 83	167	A	VCU	38 68		
								78	A	Dayton	45 84	169	N	Pepperdine	62 55		
								80	A	Penn	34 65	170	H	Drexel	43 58		
												226	H	Howard	54 57		
												252	A	Temple	47 75		
												274	N	Northern Ky.	74 56		
												297	A	Robert Morris	39 67		
												302	H	Norfolk St.	62 52		
LAST 12 Division I GAMES:																	
				167	A	VCU	38 68	78	A	Dayton	45 84						
				302	H	Norfolk St.	62 52	252	A	Temple	47 75						
				80	A	Penn	34 65	126	A	Providence	47 77						
				60	A	Oregon St.	46 100	169	N	Pepperdine	62 55						
				170	H	Drexel	43 58	274	N	Northern Ky.	74 56						
				33	A	Villanova	68 81	66	H	St. John's (NY)	57 83						

Non-Div I Games:

La Salle

Average RPI Win:	293	WON-LOST	WINNING	LAST 10	STRENGTH OF	OPP. STRENGTH	TEAM	ADJ.	CONF.	ADJ CONF.
Average RPI Loss:	194	RECORD	PCT. RANK	GAMES	SCHEDULE	OF SCHEDULE	RPI	RPI	RPI	RPI
DIV. I ONLY	5- 7	214	5-5	349	211	304	304	15	15	
DIV. I NON-CONF.	4- 5	190	0- 0	348	252	320	320	17	17	

TOTALS	RPI 1-25	RPI 26-50	W-L RECORDS	RPI 51-100	RPI 101-150	RPI 150+				
5- 7	0- 0	0- 0	OVERALL	0- 0	0- 2	5- 5				
3- 1	0- 0	0- 0	HOME	0- 0	0- 0	3- 1				
2- 6	0- 0	0- 0	AWAY	0- 0	0- 2	2- 4				
0- 0	0- 0	0- 0	NEUTRAL	0- 0	0- 0	0- 0				
4- 5	0- 0	0- 0	NON-CONFERENCE	0- 0	0- 1	4- 4				
2- 1	0- 0	0- 0	HOME	0- 0	0- 0	2- 1				
2- 4	0- 0	0- 0	AWAY	0- 0	0- 1	2- 3				
0- 0	0- 0	0- 0	NEUTRAL	0- 0	0- 0	0- 0				
1- 2	0- 0	0- 0	CONFERENCE	0- 0	0- 1	1- 1				
1- 0	0- 0	0- 0	HOME	0- 0	0- 0	1- 0				
0- 2	0- 0	0- 0	AWAY	0- 0	0- 1	0- 1				
0- 0	0- 0	0- 0	NEUTRAL	0- 0	0- 0	0- 0				

RPI 1-25				RPI 26-50				RPI 51-100				RPI 101+ Team's RPI: 304			
RPI	S	Opponent	Score	RPI	S	Opponent	Score	RPI	S	Opponent	Score	RPI	S	Opponent	Score
												129	A	Arkansas St.	54 64
												141	A	Texas Tech	42 86
												164	A	Little Rock	44 63
												176	H	Nicholls St.	54 55
												236	A	Southeastern La.	42 49
												238	A	SMU	38 49
												255	H	Mississippi Val.	72 65
												264	H	Ga. Southern	58 57
												271	A	Houston Baptist	60 68
												273	A	New Orleans	57 44
												335	A	Northwestern St.	63 55
												340	H	McNeese	69 60

LAST 12 Division I GAMES:															
				264	H	Ga. Southern	58 57	129	A	Arkansas St.	54 64				
				335	A	Northwestern St.	63 55	164	A	Little Rock	44 63				
				273	A	New Orleans	57 44	271	A	Houston Baptist	60 68				
				340	H	McNeese	69 60	236	A	Southeastern La.	42 49				
				141	A	Texas Tech	42 86	176	H	Nicholls St.	54 55				
				238	A	SMU	38 49	255	H	Mississippi Val.	72 65				

Non-Div I Games: LSU-Alexandria 93 62 Ark. -Monticello 70 39

La. -Monroe

Average RPI Loss: 256

DIV. I ONLY	6- 8	206	3-7	350	331	329	329	22	22
DIV. I NON-CONF.	5- 6	177	0- 1	351	325	343	343	23	23
TOTALS	RPI 1-25	RPI 26-50	W-L RECORDS	RPI 51-100	RPI 101-150	RPI 150+			
6- 8	0- 0	0- 0	OVERALL	0- 0	0- 1	6- 7			
4- 3	0- 0	0- 0	HOME	0- 0	0- 1	4- 2			
2- 4	0- 0	0- 0	AWAY	0- 0	0- 0	2- 4			
0- 1	0- 0	0- 0	NEUTRAL	0- 0	0- 0	0- 1			
5- 6	0- 0	0- 0	NON-CONFERENCE	0- 0	0- 0	5- 6			
3- 2	0- 0	0- 0	HOME	0- 0	0- 0	3- 2			
2- 3	0- 0	0- 0	AWAY	0- 0	0- 0	2- 3			
0- 1	0- 0	0- 0	NEUTRAL	0- 0	0- 0	0- 1			
1- 2	0- 0	0- 0	CONFERENCE	0- 0	0- 1	1- 1			
1- 1	0- 0	0- 0	HOME	0- 0	0- 1	1- 0			
0- 1	0- 0	0- 0	AWAY	0- 0	0- 0	0- 1			
0- 0	0- 0	0- 0	NEUTRAL	0- 0	0- 0	0- 0			

RPI 1-25				RPI 26-50				RPI 51-100				RPI 101+				Team's RPI: 329	
RPI	S	Opponent	Score	RPI	S	Opponent	Score	RPI	S	Opponent	Score	RPI	S	Opponent	Score		
												108	H	Lehi gh	43	70	
												193	H	Cornel I	59	62	
												207	N	Del aware	47	65	
												229	H	Hol y Cross	73	63	
												246	H	Bi nghamton	59	50	
												250	H	Monmouth	73	69	
												260	A	Col gate	49	60	
												281	A	Fl a. Atlanti c	49	53	
												299	H	Al bany (NY)	67	66	
												309	H	Sai nt Peter' s	60	62	
												320	A	Wagner	66	43	
												341	A	Manhattan	49	60	
												349	A	Fai rlei gh Di cki nson	63	57	
												350	A	LIU Brookl yn	50	55	
LAST 12 Division I GAMES:																	
				207	N	Del aware	47	65	260	A	Col gate	49	60				
				341	A	Manhattan	49	60	229	H	Hol y Cross	73	63				
				299	H	Al bany (NY)	67	66	108	H	Lehi gh	43	70				
				281	A	Fl a. Atlanti c	49	53	350	A	LIU Brookl yn	50	55				
				309	H	Sai nt Peter' s	60	62	193	H	Cornel I	59	62				
				320	A	Wagner	66	43	250	H	Monmouth	73	69				

Lafayette

Average RPI Win: 207

Average RPI Loss: 69

WON-LOST
RECORDWINNING
PCT. RANKLAST 10
GAMESSTRENGTH OF
SCHEDULEOPP. STRENGTH
OF SCHEDULETEAM
RPIADJ.
RPICONF.
RPIADJ CONF.
RPIDIV. I ONLY
DIV. I NON-CONF.6- 4
3- 4115
1997-3
0- 078
7157
9462
3062
3025
2225
22

TOTALS

RPI 1-25

RPI 26-50

W-L RECORDS

RPI 51-100

RPI 101-150

RPI 150+

6- 4 0- 1
3- 0 0- 0
3- 3 0- 1
0- 1 0- 01- 0
0- 0
1- 0
0- 0OVERALL
HOME
AWAY
NEUTRAL1- 2
1- 0
0- 1
0- 10- 0
0- 0
0- 0
0- 04- 1
2- 0
2- 1
0- 03- 4 0- 1
1- 0 0- 0
2- 3 0- 1
0- 1 0- 01- 0
0- 0
1- 0
0- 0NON-CONFERENCE
HOME
AWAY
NEUTRAL1- 2
1- 0
0- 1
0- 10- 0
0- 0
0- 0
0- 01- 1
0- 0
1- 1
0- 03- 0 0- 0
2- 0 0- 0
1- 0 0- 0
0- 0 0- 00- 0
0- 0
0- 0
0- 0CONFERENCE
HOME
AWAY
NEUTRAL0- 0
0- 0
0- 0
0- 00- 0
0- 0
0- 0
0- 03- 0
2- 0
1- 0
0- 0

RPI 1-25

RPI 26-50

RPI 51-100

Team's RPI: 62

RPI 101+

RPI S Opponent Score
12 A Missi ssi ppi St. 53 104RPI S Opponent Score
42 A Texas A&M 74 68RPI S Opponent Score
51 A Kansas St. 55 73
58 N Ohi o 62 87
71 H Paci fi c 82 66RPI S Opponent Score
154 A Denver 110 117
271 H Houston Baptist 63 50
273 A New Orleans 79 57
289 A Loui si ana 79 77
295 H A&M-Corpus Christi 76 58

LAST 12 Division I GAMES:

273 A New Orleans 79 57
154 A Denver 110 117
12 A Missi ssi ppi St. 53 104
289 A Loui si ana 79 77295 H A&M-Corpus Christi 76 58
271 H Houston Baptist 63 50
71 H Paci fi c 82 66
51 A Kansas St. 55 73
42 A Texas A&M 74 68
58 N Ohi o 62 87

Non-Div I Games:

LeTourneau

104 27

Louisiana Col.

94 43

McMurry

100 37

Howard Payne

93 37

Lamar University

Loss, Non-Conf, S Site, H Home A Away N Neutral

Average RPI Win:	264	WON-LOST	WINNING	LAST 10	STRENGTH OF	OPP. STRENGTH	TEAM	ADJ.	CONF.	ADJ CONF.
Average RPI Loss:	55	RECORD	PCT. RANK	GAMES	SCHEDULE	OF SCHEDULE	RPI	RPI	RPI	RPI

DIV. I ONLY	10- 3	49	8-2	186	284	108	108	22	22
DIV. I NON-CONF.	7- 3	83	0- 1	200	195	135	135	23	23

TOTALS	RPI 1-25	RPI 26-50	W-L RECORDS	RPI 51-100	RPI 101-150	RPI 150+			
10- 3	0- 1	0- 1	OVERALL	0- 0	0- 1	10- 0			
6- 2	0- 0	0- 1	HOME	0- 0	0- 1	6- 0			
4- 1	0- 1	0- 0	AWAY	0- 0	0- 0	4- 0			
0- 0	0- 0	0- 0	NEUTRAL	0- 0	0- 0	0- 0			
7- 3	0- 1	0- 1	NON-CONFERENCE	0- 0	0- 1	7- 0			
5- 2	0- 0	0- 1	HOME	0- 0	0- 1	5- 0			
2- 1	0- 1	0- 0	AWAY	0- 0	0- 0	2- 0			
0- 0	0- 0	0- 0	NEUTRAL	0- 0	0- 0	0- 0			
3- 0	0- 0	0- 0	CONFERENCE	0- 0	0- 0	3- 0			
1- 0	0- 0	0- 0	HOME	0- 0	0- 0	1- 0			
2- 0	0- 0	0- 0	AWAY	0- 0	0- 0	2- 0			
0- 0	0- 0	0- 0	NEUTRAL	0- 0	0- 0	0- 0			

RPI 1-25				RPI 26-50				RPI 51-100				RPI 101+ Team's RPI: 108			
RPI	S	Opponent	Score	RPI	S	Opponent	Score	RPI	S	Opponent	Score	RPI	S	Opponent	Score
1	A	Notre Dame	68 95	33	H	Villanova	48 70					130	H	Charlotte	60 62
												193	H	Cornell	67 54
												229	H	Holy Cross	64 55
												232	H	Sacred Heart	70 66
												234	A	Navy	56 38
												246	A	Binghamton	65 55
												250	H	Monmouth	63 48
												276	A	Central Conn. St.	88 62
												302	H	Norfolk St.	62 41
												329	A	Lafayette	70 43
												350	H	LIU Brooklyn	72 38

LAST 12 Division I GAMES:															
130	H	Charlotte	60 62	329	A	Lafayette	70 43	1	A	Notre Dame	68 95				
229	H	Holy Cross	64 55					350	H	LIU Brooklyn	72 38				
234	A	Navy	56 38					232	H	Sacred Heart	70 66				
246	A	Binghamton	65 55					193	H	Cornell	67 54				
33	H	Villanova	48 70					302	H	Norfolk St.	62 41				
250	H	Monmouth	63 48												

Non-Div I Games: Kutztown 73 39

Lehigh

Average RPI Win:	213	WON-LOST	WINNING	LAST 10	STRENGTH OF	OPP. STRENGTH	TEAM	ADJ.	CONF.	ADJ CONF.
Average RPI Loss:	160	RECORD	PCT. RANK	GAMES	SCHEDULE	OF SCHEDULE	RPI	RPI	RPI	RPI
DIV. I ONLY	3- 11	296	3-7	210	196	272	272	26	26	
DIV. I NON-CONF.	3- 9	271	0- 1	203	201	272	272	27	27	

TOTALS	RPI 1-25	RPI 26-50	W-L RECORDS	RPI 51-100	RPI 101-150	RPI 150+				
3- 11	0- 1	0- 0	OVERALL	0- 3	1- 2	2- 5				
1- 2	0- 0	0- 0	HOME	0- 2	0- 0	1- 0				
1- 6	0- 0	0- 0	AWAY	0- 1	0- 1	1- 4				
1- 3	0- 1	0- 0	NEUTRAL	0- 0	1- 1	0- 1				
3- 9	0- 1	0- 0	NON-CONFERENCE	0- 2	1- 2	2- 4				
1- 2	0- 0	0- 0	HOME	0- 2	0- 0	1- 0				
1- 4	0- 0	0- 0	AWAY	0- 0	0- 1	1- 3				
1- 3	0- 1	0- 0	NEUTRAL	0- 0	1- 1	0- 1				
0- 2	0- 0	0- 0	CONFERENCE	0- 1	0- 0	0- 1				
0- 0	0- 0	0- 0	HOME	0- 0	0- 0	0- 0				
0- 2	0- 0	0- 0	AWAY	0- 1	0- 0	0- 1				
0- 0	0- 0	0- 0	NEUTRAL	0- 0	0- 0	0- 0				

RPI 1-25				RPI 26-50				RPI 51-100				RPI 101+ Team's RPI: 272			
RPI	S	Opponent	Score	RPI	S	Opponent	Score	RPI	S	Opponent	Score	RPI	S	Opponent	Score
24	N	UCF	45 53					68	H	James Madison	53 74	120	A	Chattanooga	60 75
								74	H	Virginia Tech	61 72	130	N	Charlotte	61 63
								94	A	FGCU	50 68	148	N	Duquesne	55 51
												180	A	East Carolina	63 66
												217	A	Bethune-Cookman	76 81
												220	H	Saint Francis (PA)	82 53
												231	A	Stetson	52 69
												270	A	ETSU	89 86
												302	N	Norfolk St.	53 66
												321	A	UNC Greensboro	45 48

LAST 12 Division I GAMES:															
302	N	Norfolk St.	53 66	148	N	Duquesne	55 51	24	N	UCF	45 53				
231	A	Stetson	52 69	321	A	UNC Greensboro	45 48	180	A	East Carolina	63 66				
94	A	FGCU	50 68	270	A	ETSU	89 86	220	H	James Madison	53 74				
130	N	Charlotte	61 63												
120	A	Chattanooga	60 75												
220	H	Saint Francis (PA)	82 53												

Non-Div I Games: West Chester 61 42

Liberty

Average RPI Win:	285	WON-LOST	WINNING	LAST 10	STRENGTH OF	OPP. STRENGTH	TEAM	ADJ.	CONF.	ADJ CONF.
Average RPI Loss:	186	RECORD	PCT. RANK	GAMES	SCHEDULE	OF SCHEDULE	RPI	RPI	RPI	RPI
DIV. I ONLY	2- 13	324	0-10	234	307	324	324	26	26	
DIV. I NON-CONF.	2- 11	316	0- 0	199	296	310	310	27	27	

TOTALS	RPI 1-25	RPI 26-50	W-L RECORDS	RPI 51-100	RPI 101-150	RPI 150+				
2- 13	0- 0	0- 1	OVERALL	0- 1	0- 4	2- 7				
1- 5	0- 0	0- 0	HOME	0- 0	0- 2	1- 3				
1- 8	0- 0	0- 1	AWAY	0- 1	0- 2	1- 4				
0- 0	0- 0	0- 0	NEUTRAL	0- 0	0- 0	0- 0				
2- 11	0- 0	0- 1	NON-CONFERENCE	0- 1	0- 4	2- 5				
1- 4	0- 0	0- 0	HOME	0- 0	0- 2	1- 2				
1- 7	0- 0	0- 1	AWAY	0- 1	0- 2	1- 3				
0- 0	0- 0	0- 0	NEUTRAL	0- 0	0- 0	0- 0				
0- 2	0- 0	0- 0	CONFERENCE	0- 0	0- 0	0- 2				
0- 1	0- 0	0- 0	HOME	0- 0	0- 0	0- 1				
0- 1	0- 0	0- 0	AWAY	0- 0	0- 0	0- 1				
0- 0	0- 0	0- 0	NEUTRAL	0- 0	0- 0	0- 0				

RPI 1-25				RPI 26-50				RPI 51-100				RPI 101+ Team's RPI: 324			
RPI	S	Opponent	Score	RPI	S	Opponent	Score	RPI	S	Opponent	Score	RPI	S	Opponent	Score
				43	A	Belmont	43 83	69	A	Clemson	26 68	104	A	Georgia	45 77
												115	H	Tennessee Tech	52 67
												121	H	UT Martin	53 62
												132	A	Cincinnati	55 71
												181	H	Jacksonville St.	46 58
												190	A	Morehead St.	44 79
												239	A	Jacksonville	47 62
												262	A	Alabama A&M	62 58
												269	A	Murray St.	61 97
												283	H	North Florida	53 68
												308	H	Tennessee St.	64 62
												336	H	Col. of Charleston	63 65
												337	A	Austin Peay	58 70
LAST 12 Division I GAMES:															
283	H	North Florida	53 68	115	H	Tennessee Tech	52 67								
239	A	Jacksonville	47 62	104	A	Georgia	45 77								
190	A	Morehead St.	44 79	336	H	Col. of Charleston	63 65								
132	A	Cincinnati	55 71	121	H	UT Martin	53 62								
269	A	Murray St.	61 97	43	A	Belmont	43 83								
181	H	Jacksonville St.	46 58	337	A	Austin Peay	58 70								

Non-Div I Games:

Lipscomb

Average RPI	Win: 244	WON-LOST RECORD	WINNING PCT. RANK	LAST 10 GAMES	STRENGTH OF SCHEDULE	OPP. STRENGTH OF SCHEDULE	TEAM RPI	ADJ. RPI	CONF. RPI	ADJ. CONF. RPI
Average RPI	Loss: 78									
DIV. I ONLY		6- 8	206	4-6	83	158	164	164	15	15
DIV. I NON-CONF.		4- 7	228	0- 0	65	63	157	157	17	17

TOTALS	RPI 1-25		RPI 26-50	W-L RECORDS	RPI 51-100		RPI 101-150		RPI 150+	
6- 8	0- 1		0- 2	OVERALL	0- 2		1- 3		5- 0	
3- 5	0- 1		0- 1	HOME	0- 1		0- 2		3- 0	
3- 3	0- 0		0- 1	AWAY	0- 1		1- 1		2- 0	
0- 0	0- 0		0- 0	NEUTRAL	0- 0		0- 0		0- 0	
4- 7	0- 1		0- 2	NON-CONFERENCE	0- 1		1- 3		3- 0	
1- 5	0- 1		0- 1	HOME	0- 1		0- 2		1- 0	
3- 2	0- 0		0- 1	AWAY	0- 0		1- 1		2- 0	
0- 0	0- 0		0- 0	NEUTRAL	0- 0		0- 0		0- 0	
2- 1	0- 0		0- 0	CONFERENCE	0- 1		0- 0		2- 0	
2- 0	0- 0		0- 0	HOME	0- 0		0- 0		2- 0	
0- 1	0- 0		0- 0	AWAY	0- 1		0- 0		0- 0	
0- 0	0- 0		0- 0	NEUTRAL	0- 0		0- 0		0- 0	

RPI 1-25				RPI 26-50				RPI 51-100				RPI 101+ Team's RPI: 164			
RPI	S	Opponent	Score	RPI	S	Opponent	Score	RPI	S	Opponent	Score	RPI	S	Opponent	Score
12	H	Mississippi St.	63 98	42	H	Texas A&M	40 61	51	H	Kansas St.	47 53	111	H	Western Ky.	56 68
				48	A	LSU	45 60	99	A	Troy	66 71	117	H	Rice	65 79
												144	A	Missouri St.	44 48
												146	A	Tulsa	63 53
												151	A	Louisiana Tech	69 58
												281	H	Fla. Atlantic	61 38
												289	H	Louisiana	62 48
												294	A	Memphis	63 60
												304	H	La. -Monroe	63 44

LAST 12 Division I GAMES:															
				99	A	Troy	66 71	144	A	Missouri St.	44 48				
				289	H	Louisiana	62 48	294	A	Memphis	63 60				
				304	H	La. -Monroe	63 44	146	A	Tulsa	63 53				
				48	A	LSU	45 60	51	H	Kansas St.	47 53				
				42	H	Texas A&M	40 61	111	H	Western Ky.	56 68				
				117	H	Rice	65 79	12	H	Mississippi St.	63 98				

Non-Div I Games:

Little Rock

Average RPI Win: 198

Average RPI Loss: 121

WON-LOST
RECORDWINNING
PCT. RANKLAST 10
GAMESSTRENGTH OF
SCHEDULEOPP. STRENGTH
OF SCHEDULETEAM
RPIADJ.
RPICONF.
RPIADJ CONF.
RPIDIV. I ONLY
DIV. I NON-CONF.4- 10
3- 10267
2784-6
0- 0106
105152
140211
248211
24820
2120
21

TOTALS

RPI 1-25

RPI 26-50

W-L RECORDS

RPI 51-100

RPI 101-150

RPI 150+

4- 10

0- 1

0- 1

OVERALL

0- 4

2- 1

2- 3

2- 6

0- 0

0- 1

HOME

0- 2

1- 0

1- 3

2- 4

0- 1

0- 0

AWAY

0- 2

1- 1

1- 0

0- 0

0- 0

0- 0

NEUTRAL

0- 0

0- 0

0- 0

3- 10

0- 1

0- 1

NON-CONFERENCE

0- 4

2- 1

1- 3

2- 6

0- 0

0- 1

HOME

0- 2

1- 0

1- 3

1- 4

0- 1

0- 0

AWAY

0- 2

1- 1

0- 0

0- 0

0- 0

0- 0

NEUTRAL

0- 0

0- 0

0- 0

1- 0

0- 0

0- 0

CONFERENCE

0- 0

0- 0

1- 0

0- 0

0- 0

0- 0

HOME

0- 0

0- 0

0- 0

1- 0

0- 0

0- 0

AWAY

0- 0

0- 0

1- 0

0- 0

0- 0

0- 0

NEUTRAL

0- 0

0- 0

0- 0

RPI 1-25

RPI 26-50

RPI 51-100

RPI 101+

Team's RPI: 211

RPI	S	Opponent	Score
8	A	Oregon	48 110

RPI	S	Opponent	Score
46	H	Southern California	50 86

RPI	S	Opponent	Score
52	A	Utah	59 82
59	H	Arizona	43 70
64	H	UNI	64 71
97	A	Loyola Marymount	62 71

RPI	S	Opponent	Score
105	H	Idaho	70 63
135	A	Montana St.	62 85
150	A	Utah St.	50 48
210	A	UC Riverside	63 45
227	H	San Diego	56 60
237	H	Nevada	67 76
285	H	California Baptist	83 85
325	H	Grand Canyon	57 50

LAST 12 Division I GAMES:

210	A	UC Riverside	63 45
150	A	Utah St.	50 48
325	H	Grand Canyon	57 50
64	H	UNI	64 71
237	H	Nevada	67 76
52	A	Utah	59 82

97	A	Loyola Marymount	62 71
59	H	Arizona	43 70
227	H	San Diego	56 60
8	A	Oregon	48 110
135	A	Montana St.	62 85
105	H	Idaho	70 63

Non-Div I Games:

Long Beach St.

Average RPI	Win:	200	WON-LOST	WINNING	LAST 10	STRENGTH OF	OPP. STRENGTH	TEAM	ADJ.	CONF.	ADJ CONF.
Average RPI	Loss:	229	RECORD	PCT. RANK	GAMES	SCHEDULE	OF SCHEDULE	RPI	RPI	RPI	RPI
DIV. I ONLY		1- 11		333	1-9	283	341	344	344	29	29
DIV. I NON-CONF.		1- 9		326	0- 0	245	336	341	341	29	29
<hr/>											
TOTALS	RPI 1-25		RPI 26-50		W-L RECORDS	RPI 51-100		RPI 101-150		RPI 150+	
1- 11	0- 0		0- 0		OVERALL	0- 1		0- 0		1- 10	
1- 4	0- 0		0- 0		HOME	0- 0		0- 0		1- 4	
0- 6	0- 0		0- 0		AWAY	0- 1		0- 0		0- 5	
0- 1	0- 0		0- 0		NEUTRAL	0- 0		0- 0		0- 1	
1- 9	0- 0		0- 0		NON-CONFERENCE	0- 1		0- 0		1- 8	
1- 4	0- 0		0- 0		HOME	0- 0		0- 0		1- 4	
0- 4	0- 0		0- 0		AWAY	0- 1		0- 0		0- 3	
0- 1	0- 0		0- 0		NEUTRAL	0- 0		0- 0		0- 1	
0- 2	0- 0		0- 0		CONFERENCE	0- 0		0- 0		0- 2	
0- 0	0- 0		0- 0		HOME	0- 0		0- 0		0- 0	
0- 2	0- 0		0- 0		AWAY	0- 0		0- 0		0- 2	
0- 0	0- 0		0- 0		NEUTRAL	0- 0		0- 0		0- 0	

RPI 1-25				RPI 26-50				RPI 51-100				RPI 101+				Team's RPI: 344
RPI	S	Opponent	Score	RPI	S	Opponent	Score	RPI	S	Opponent	Score	RPI	S	Opponent	Score	
								74	A	Virginia Tech	39 93	161	A	UNCW	33 35	
												167	A	VCU	55 84	
												180	N	East Carolina	52 61	
												200	H	UMES	83 71	
												220	H	Saint Francis (PA)	88 91	
												224	H	Eastern Mich.	45 64	
												251	H	Wofford	72 101	
												302	A	Norfolk St.	42 74	
												310	A	Winthrop	69 77	
												314	A	Presbyterian	66 81	
												320	H	Wagner	60 86	
<hr/>																
LAST 12 Division I GAMES:																
314	A	Presbyterian	66 81	161	A	UNCW	33 35									
310	A	Winthrop	69 77	180	N	East Carolina	52 61									
74	A	Virginia Tech	39 93	224	H	Eastern Mich.	45 64									
200	H	UMES	83 71	302	A	Norfolk St.	42 74									
320	H	Wagner	60 86	251	H	Wofford	72 101									
167	A	VCU	55 84	220	H	Saint Francis (PA)	88 91									

Non-Div I Games:

Longwood

Average RPI Win:	286	WON-LOST	WINNING	LAST 10	STRENGTH OF	OPP. STRENGTH	TEAM	ADJ.	CONF.	ADJ CONF.
Average RPI Loss:	144	RECORD	PCT. RANK	GAMES	SCHEDULE	OF SCHEDULE	RPI	RPI	RPI	RPI
DIV. I ONLY	3- 10	291	1-9	239	168	289	289	15	15	
DIV. I NON-CONF.	2- 8	293	0- 0	252	183	304	304	17	17	

TOTALS	RPI 1-25	RPI 26-50	W-L RECORDS	RPI 51-100	RPI 101-150	RPI 150+				
3- 10	0- 1	0- 2	OVERALL	0- 1	0- 1	3- 5				
2- 3	0- 0	0- 1	HOME	0- 1	0- 0	2- 1				
1- 6	0- 1	0- 1	AWAY	0- 0	0- 1	1- 3				
0- 1	0- 0	0- 0	NEUTRAL	0- 0	0- 0	0- 1				
2- 8	0- 1	0- 2	NON-CONFERENCE	0- 1	0- 0	2- 4				
1- 3	0- 0	0- 1	HOME	0- 1	0- 0	1- 1				
1- 4	0- 1	0- 1	AWAY	0- 0	0- 0	1- 2				
0- 1	0- 0	0- 0	NEUTRAL	0- 0	0- 0	0- 1				
1- 2	0- 0	0- 0	CONFERENCE	0- 0	0- 1	1- 1				
1- 0	0- 0	0- 0	HOME	0- 0	0- 0	1- 0				
0- 2	0- 0	0- 0	AWAY	0- 0	0- 1	0- 1				
0- 0	0- 0	0- 0	NEUTRAL	0- 0	0- 0	0- 0				

RPI 1-25				RPI 26-50				RPI 51-100				RPI 101+ Team's RPI: 289			
RPI	S	Opponent	Score	RPI	S	Opponent	Score	RPI	S	Opponent	Score	RPI	S	Opponent	Score
12	A	Mississippi St.	36 104	38	A	Auburn	59 71	62	H	Lamar University	77 79	129	A	Arkansas St.	75 87
				48	H	LSU	54 76					164	A	Little Rock	48 62
												191	H	Georgia St.	57 54
												204	H	Sam Houston St.	62 68
												222	A	Ole Miss	57 79
												267	A	UTRGV	60 75
												295	N	A&M-Corpus Christi	63 64
												327	H	Jackson St.	68 61
												340	A	McNeese	70 59

LAST 12 Division I GAMES:															
191	H	Georgia St.	57 54	12	A	Mississippi St.	36 104	48	H	LSU	54 76	222	A	Ole Miss	57 79
164	A	Little Rock	48 62	204	H	Sam Houston St.	62 68	267	A	UTRGV	60 75	295	N	A&M-Corpus Christi	63 64
129	A	Arkansas St.	75 87												
38	A	Auburn	59 71												
327	H	Jackson St.	68 61												
340	A	McNeese	70 59												

Non-Div I Games: Dillard

69

72

Louisiana

Average RPI Win:	202	WON-LOST	WINNING	LAST 10	STRENGTH OF	OPP. STRENGTH	TEAM	ADJ.	CONF.	ADJ CONF.
Average RPI Loss:	147	RECORD	PCT. RANK	GAMES	SCHEDULE	OF SCHEDULE	RPI	RPI	RPI	RPI

DIV. I ONLY	8- 7	157	5-5	151	175	151	151	17	17
DIV. I NON-CONF.	7- 5	132	1- 0	255	81	159	159	19	19

TOTALS	RPI 1-25	RPI 26-50	W-L RECORDS	RPI 51-100	RPI 101-150	RPI 150+			
8- 7	0- 1	0- 0	OVERALL	0- 0	3- 2	5- 4			
3- 3	0- 0	0- 0	HOME	0- 0	1- 1	2- 2			
4- 3	0- 1	0- 0	AWAY	0- 0	1- 0	3- 2			
1- 1	0- 0	0- 0	NEUTRAL	0- 0	1- 1	0- 0			
7- 5	0- 1	0- 0	NON-CONFERENCE	0- 0	3- 1	4- 3			
3- 1	0- 0	0- 0	HOME	0- 0	1- 0	2- 1			
3- 3	0- 1	0- 0	AWAY	0- 0	1- 0	2- 2			
1- 1	0- 0	0- 0	NEUTRAL	0- 0	1- 1	0- 0			
1- 2	0- 0	0- 0	CONFERENCE	0- 0	0- 1	1- 1			
0- 2	0- 0	0- 0	HOME	0- 0	0- 1	0- 1			
1- 0	0- 0	0- 0	AWAY	0- 0	0- 0	1- 0			
0- 0	0- 0	0- 0	NEUTRAL	0- 0	0- 0	0- 0			

RPI 1-25				RPI 26-50				RPI 51-100				RPI 101+ Team's RPI: 151			
RPI	S	Opponent	Score	RPI	S	Opponent	Score	RPI	S	Opponent	Score	RPI	S	Opponent	Score
13	A	Arizona St.	44 80									106	H	Houston	100 88
												117	H	Rice	51 61
												118	N	Alabama	79 62
												129	A	Arkansas St.	80 70
												144	N	Missouri St.	70 82
												164	H	Little Rock	58 69
												173	A	UAB	73 68
												175	A	UMKC	70 80
												178	H	North Texas	54 65
												222	H	Ole Miss	80 71
												236	H	Southeastern La.	72 53
												241	A	Wichita St.	56 70
												294	A	Memphis	66 50
												340	A	McNeese	89 48

LAST 12 Division I GAMES:															
				118	N	Alabama	79 62	178	H	North Texas	54 65				
				173	A	UAB	73 68	340	A	McNeese	89 48				
				117	H	Rice	51 61	175	A	UMKC	70 80				
				13	A	Arizona St.	44 80	144	N	Missouri St.	70 82				
				241	A	Wichita St.	56 70	222	H	Ole Miss	80 71				
				129	A	Arkansas St.	80 70	236	H	Southeastern La.	72 53				

Non-Div I Games: LSU-Alexandria 112 70

Louisiana Tech

Average RPI Win:	101	WON-LOST	WINNING	LAST 10	STRENGTH OF	OPP. STRENGTH	TEAM	ADJ.	CONF.	ADJ CONF.
Average RPI Loss:	1	RECORD	PCT. RANK	GAMES	SCHEDULE	OF SCHEDULE	RPI	RPI	RPI	RPI

DIV. I ONLY	14- 1	5	9-1	23	4	7	7	1	1
DIV. I NON-CONF.	12- 0	1	0- 0	37	29	5	5	1	1

TOTALS	RPI 1-25	RPI 26-50	W-L RECORDS	RPI 51-100	RPI 101-150	RPI 150+			
14- 1	3- 1	3- 0	OVERALL	2- 0	4- 0	2- 0			
7- 0	1- 0	1- 0	HOME	1- 0	2- 0	2- 0			
5- 1	1- 1	2- 0	AWAY	0- 0	2- 0	0- 0			
2- 0	1- 0	0- 0	NEUTRAL	1- 0	0- 0	0- 0			
12- 0	3- 0	1- 0	NON-CONFERENCE	2- 0	4- 0	2- 0			
6- 0	1- 0	0- 0	HOME	1- 0	2- 0	2- 0			
4- 0	1- 0	1- 0	AWAY	0- 0	2- 0	0- 0			
2- 0	1- 0	0- 0	NEUTRAL	1- 0	0- 0	0- 0			
2- 1	0- 1	2- 0	CONFERENCE	0- 0	0- 0	0- 0			
1- 0	0- 0	1- 0	HOME	0- 0	0- 0	0- 0			
1- 1	0- 1	1- 0	AWAY	0- 0	0- 0	0- 0			
0- 0	0- 0	0- 0	NEUTRAL	0- 0	0- 0	0- 0			

RPI 1-25	Team's RPI: 7	RPI 26-50	RPI 51-100	RPI 101+
RPI S Opponent Score	RPI S Opponent Score	RPI S Opponent Score	RPI S Opponent Score	RPI S Opponent Score
1 A Notre Dame 68 82	35 A Duke 73 51	91 H Nebraska 85 68	111 A Western Ky. 102 80	
13 N Arizona St. 58 56	41 H North Carolina 73 66	93 N Hartford 86 69	116 H Miami (OH) 95 73	
19 H Kentucky 80 75	45 A Boise St. 74 55		120 A Chattanooga 75 49	
21 A Central Mich. 72 68			121 H UT Martin 102 62	
			274 H Northern Ky. 92 59	
			308 H Tennessee St. 107 52	
LAST 12 Division I GAMES:				
1 A Notre Dame 68 82	21 A Central Mich. 72 68			
35 A Duke 73 51	274 H Northern Ky. 92 59			
41 H North Carolina 73 66	19 H Kentucky 80 75			
116 H Miami (OH) 95 73	121 H UT Martin 102 62			
93 N Hartford 86 69	308 H Tennessee St. 107 52			
13 N Arizona St. 58 56	91 H Nebraska 85 68			

Non-Div I Games:

Louisville

Average RPI	Win:	310	WON-LOST	WINNING	LAST 10	STRENGTH OF	OPP. STRENGTH	TEAM	ADJ.	CONF.	ADJ CONF.
Average RPI	Loss:	123	RECORD	PCT. RANK	GAMES	SCHEDULE	OF SCHEDULE	RPI	RPI	RPI	RPI
DIV. I ONLY		7- 5		127	6-4	328	303	249	249	14	14
DIV. I NON-CONF.		6- 5		143	0- 0	324	288	261	261	13	13

TOTALS	RPI 1-25		RPI 26-50		W-L RECORDS	RPI 51-100		RPI 101-150		RPI 150+	
7- 5	0- 0		0- 0		OVERALL	0- 2		0- 1		7- 2	
5- 2	0- 0		0- 0		HOME	0- 1		0- 0		5- 1	
2- 3	0- 0		0- 0		AWAY	0- 1		0- 1		2- 1	
0- 0	0- 0		0- 0		NEUTRAL	0- 0		0- 0		0- 0	
6- 5	0- 0		0- 0		NON-CONFERENCE	0- 2		0- 1		6- 2	
4- 2	0- 0		0- 0		HOME	0- 1		0- 0		4- 1	
2- 3	0- 0		0- 0		AWAY	0- 1		0- 1		2- 1	
0- 0	0- 0		0- 0		NEUTRAL	0- 0		0- 0		0- 0	
1- 0	0- 0		0- 0		CONFERENCE	0- 0		0- 0		1- 0	
1- 0	0- 0		0- 0		HOME	0- 0		0- 0		1- 0	
0- 0	0- 0		0- 0		AWAY	0- 0		0- 0		0- 0	
0- 0	0- 0		0- 0		NEUTRAL	0- 0		0- 0		0- 0	

RPI 1-25				RPI 26-50				RPI 51-100				RPI 101+ Team's RPI : 249						
RPI	S	Opponent	Score	RPI	S	Opponent	Score	RPI	S	Opponent	Score	RPI	S	Opponent	Score			
								54	H	DePaul	76	102		125	A	Youngstown St.	63	74
								56	A	Purdue	41	65		175	H	UMKC	74	88
														203	A	Bowl ing Green	74	88
														219	H	SI UE	56	43
														292	A	Western Mi ch.	64	53
														316	H	Val parai so	80	54
														328	A	UIC	75	60
														332	H	Detroi t Mercy	52	43
														338	H	Chi cago St.	76	40
														342	H	Purdue Fort Wayne	81	67

LAST 12 Di vi si on I GAMES:																		
				316	H	Val parai so	80	54	56	A	Purdue	41	65					
				54	H	DePaul	76	102	219	H	SI UE	56	43					
				175	H	UMKC	74	88	292	A	Western Mi ch.	64	53					
				328	A	UIC	75	60	342	H	Purdue Fort Wayne	81	67					
				332	H	Detroit Mercy	52	43	338	H	Chi cago St.	76	40					
				125	A	Youngstown St.	63	74	203	A	Bowl ing Green	74	88					

Non-Div I Games:

Loyol a Chi cago

Average RPI	Win: 250	WON-LOST	WINNING	LAST 10	STRENGTH OF	OPP. STRENGTH	TEAM	ADJ.	CONF.	ADJ CONF.
Average RPI	Loss: 181	RECORD	PCT. RANK	GAMES	SCHEDULE	OF SCHEDULE	RPI	RPI	RPI	RPI
DIV. I ONLY	1- 13	341	1-9	161	313	317	317	22	22	
DIV. I NON-CONF.	1- 10	330	0- 1	123	303	285	285	23	23	
<hr/>										
TOTALS	RPI 1-25	RPI 26-50	W-L RECORDS	RPI 51-100	RPI 101-150	RPI 150+				
1- 13	0- 0	0- 1	OVERALL	0- 2	0- 3	1- 7				
0- 5	0- 0	0- 0	HOME	0- 0	0- 2	0- 3				
1- 7	0- 0	0- 1	AWAY	0- 1	0- 1	1- 4				
0- 1	0- 0	0- 0	NEUTRAL	0- 1	0- 0	0- 0				
1- 10	0- 0	0- 1	NON-CONFERENCE	0- 2	0- 2	1- 5				
0- 3	0- 0	0- 0	HOME	0- 0	0- 1	0- 2				
1- 6	0- 0	0- 1	AWAY	0- 1	0- 1	1- 3				
0- 1	0- 0	0- 0	NEUTRAL	0- 1	0- 0	0- 0				
0- 3	0- 0	0- 0	CONFERENCE	0- 0	0- 1	0- 2				
0- 2	0- 0	0- 0	HOME	0- 0	0- 1	0- 1				
0- 1	0- 0	0- 0	AWAY	0- 0	0- 0	0- 1				
0- 0	0- 0	0- 0	NEUTRAL	0- 0	0- 0	0- 0				

RPI 1-25				RPI 26-50				RPI 51-100				RPI 101+ Team's RPI: 317			
RPI	S	Opponent	Score	RPI	S	Opponent	Score	RPI	S	Opponent	Score	RPI	S	Opponent	Score
				29	A	Maryl and	48 83					119	A	Towson	57 62
								87	A	Georgetown	30 45	134	H	William & Mary	49 65
								90	N	Boston College	47 73	140	H	Boston U.	62 64
												205	H	Mt. St. Mary's	67 77
												223	A	Dartmouth	41 54
												230	A	George Mason	38 70
												234	H	Navy	46 58
												250	A	Monmouth	75 67
												275	H	St. Francis Brooklyn	70 75
												287	A	Saint Joseph's	46 49
												305	A	Army West Point	57 69
LAST 12 Division I GAMES:															
				287	A	Saint Joseph's	46 49					234	H	Navy	46 58
				140	H	Boston U.	62 64					250	A	Monmouth	75 67
				305	A	Army West Point	57 69					29	A	Maryl and	48 83
				90	N	Boston College	47 73					275	H	St. Francis Brooklyn	70 75
				134	H	William & Mary	49 65					119	A	Towson	57 62
				87	A	Georgetown	30 45					205	H	Mt. St. Mary's	67 77

Non-Div I Games:

Loyola Maryl and

Average RPI	Win:	177	WON-LOST	WINNING	LAST 10	STRENGTH OF	OPP. STRENGTH	TEAM	ADJ.	CONF.	ADJ CONF.
Average RPI	Loss:	81	RECORD	PCT. RANK	GAMES	SCHEDULE	OF SCHEDULE	RPI	RPI	RPI	RPI
DIV. I ONLY	10- 7	126	5-5	81	102	97	97	7	7		
DIV. I NON-CONF.	7- 5	132	1- 0	116	101	111	111	7	7		

TOTALS	RPI 1-25	RPI 26-50	W-L RECORDS	RPI 51-100	RPI 101-150	RPI 150+					
10- 7	0- 3	1- 1	OVERALL	1- 0	1- 1	7- 2					
6- 3	0- 2	1- 0	HOME	0- 0	1- 0	4- 1					
4- 2	0- 0	0- 1	AWAY	1- 0	0- 0	3- 1					
0- 2	0- 1	0- 0	NEUTRAL	0- 0	0- 1	0- 0					
7- 5	0- 2	1- 0	NON-CONFERENCE	1- 0	1- 1	4- 2					
4- 2	0- 1	1- 0	HOME	0- 0	1- 0	2- 1					
3- 1	0- 0	0- 0	AWAY	1- 0	0- 0	2- 1					
0- 2	0- 1	0- 0	NEUTRAL	0- 0	0- 1	0- 0					
3- 2	0- 1	0- 1	CONFERENCE	0- 0	0- 0	3- 0					
2- 1	0- 1	0- 0	HOME	0- 0	0- 0	2- 0					
1- 1	0- 0	0- 1	AWAY	0- 0	0- 0	1- 0					
0- 0	0- 0	0- 0	NEUTRAL	0- 0	0- 0	0- 0					

RPI 1-25				RPI 26-50				RPI 51-100 Team's RPI: 97				RPI 101+			
RPI	S	Opponent	Score	RPI	S	Opponent	Score	RPI	S	Opponent	Score	RPI	S	Opponent	Score
10	H	Gonzaga	53 78	28	H	UCLA	69 63	59	A	Arizona	66 64	101	H	UC Davis	60 53
15	H	Indiana	43 67	32	A	BYU	44 55					128	N	Grambling	61 62
17	N	South Dakota	40 67									154	A	Denver	75 104
												157	A	CSUN	72 53
												160	H	Portland	76 58
												209	H	Northern Ariz.	62 63
												211	H	Long Beach St.	71 62
												227	A	San Diego	69 52
												243	H	San Francisco	66 58
												291	A	UC Santa Barbara	70 57
												297	H	Robert Morris	61 53

LAST 12 Division I GAMES:															
297	H	Robert Morris	61 53	227	A	San Diego	69 52								
243	H	San Francisco	66 58	160	H	Portland	76 58								
32	A	BYU	44 55	10	H	Gonzaga	53 78								
211	H	Long Beach St.	71 62	128	N	Grambling	61 62								
157	A	CSUN	72 53	17	N	South Dakota	40 67								
154	A	Denver	75 104	15	H	Indiana	43 67								

Non-Div I Games:

Loyola Marymount

Average RPI		Win: 200	WON-LOST	WINNING	LAST 10	STRENGTH OF		OPP. STRENGTH	TEAM	ADJ.	CONF.	ADJ CONF.
Loss: 58			RECORD	PCT. RANK	GAMES	SCHEDULE		OF SCHEDULE	RPI	RPI	RPI	RPI
DIV. I ONLY		10- 6		105	6-4	114		98	81	81	23	23
DIV. I NON-CONF.		7- 6		153	0- 1	53		48	55	55	24	24

TOTALS		RPI 1-25		RPI 26-50		W-L RECORDS		RPI 51-100	RPI 101-150		RPI 150+	
10- 6		0- 1		1- 3		OVERALL		3- 0	0- 2		6- 0	
4- 1		0- 0		0- 1		HOME		1- 0	0- 0		3- 0	
4- 4		0- 1		1- 2		AWAY		1- 0	0- 1		2- 0	
2- 1		0- 0		0- 0		NEUTRAL		1- 0	0- 1		1- 0	
7- 6		0- 1		1- 3		NON-CONFERENCE		3- 0	0- 2		3- 0	
2- 1		0- 0		0- 1		HOME		1- 0	0- 0		1- 0	
3- 4		0- 1		1- 2		AWAY		1- 0	0- 1		1- 0	
2- 1		0- 0		0- 0		NEUTRAL		1- 0	0- 1		1- 0	
3- 0		0- 0		0- 0		CONFERENCE		0- 0	0- 0		3- 0	
2- 0		0- 0		0- 0		HOME		0- 0	0- 0		2- 0	
1- 0		0- 0		0- 0		AWAY		0- 0	0- 0		1- 0	
0- 0		0- 0		0- 0		NEUTRAL		0- 0	0- 0		0- 0	

RPI 1-25				RPI 26-50				RPI 51-100				RPI 101+			
RPI	S	Opponent	Score	RPI	S	Opponent	Score	RPI	S	Opponent	Score	RPI	S	Opponent	Score
9	A	NC State	46 84	26	A	Northeastern	55 63	63	A	Harvard	67 60	110	A	Fordham	64 72
				35	H	Duke	63 66	80	N	Penn	47 46	120	N	Chattanooga	61 66
				41	A	North Carolina	85 73	89	H	Toledo	73 59	242	H	Brown	102 96
				49	A	Green Bay	39 70					282	N	N. C. A&T	58 52
												288	H	UMBC	84 44
												303	A	Bryant	74 57
												306	H	New Hampshire	67 46
												307	A	Vermont	63 51

LAST 12 Division I GAMES:															
120	N	Chattanooga	61 66	306	H	New Hampshire	67 46								
307	A	Vermont	63 51	110	A	Fordham	64 72								
288	H	UMBC	84 44	26	A	Northeastern	55 63								
41	A	North Carolina	85 73	9	A	NC State	46 84								
80	N	Penn	47 46	242	H	Brown	102 96								
282	N	N. C. A&T	58 52	63	A	Harvard	67 60								

Non-Div I Games:

Maine

Average RPI Win:	340	WON-LOST	WINNING	LAST 10	STRENGTH OF	OPP. STRENGTH	TEAM	ADJ.	CONF.	ADJ CONF.
Average RPI Loss:	220	RECORD	PCT. RANK	GAMES	SCHEDULE	OF SCHEDULE	RPI	RPI	RPI	RPI
DIV. I ONLY	2- 11	316	1-9	279	349	341	341	27	27	
DIV. I NON-CONF.	2- 9	297	0- 0	246	348	338	338	28	28	
<hr/>										
TOTALS	RPI 1-25	RPI 26-50	W-L RECORDS	RPI 51-100	RPI 101-150	RPI 150+				
2- 11	0- 0	0- 0	OVERALL	0- 1	0- 2	2- 8				
2- 5	0- 0	0- 0	HOME	0- 1	0- 1	2- 3				
0- 6	0- 0	0- 0	AWAY	0- 0	0- 1	0- 5				
0- 0	0- 0	0- 0	NEUTRAL	0- 0	0- 0	0- 0				
2- 9	0- 0	0- 0	NON-CONFERENCE	0- 1	0- 2	2- 6				
2- 5	0- 0	0- 0	HOME	0- 1	0- 1	2- 3				
0- 4	0- 0	0- 0	AWAY	0- 0	0- 1	0- 3				
0- 0	0- 0	0- 0	NEUTRAL	0- 0	0- 0	0- 0				
0- 2	0- 0	0- 0	CONFERENCE	0- 0	0- 0	0- 2				
0- 0	0- 0	0- 0	HOME	0- 0	0- 0	0- 0				
0- 2	0- 0	0- 0	AWAY	0- 0	0- 0	0- 2				
0- 0	0- 0	0- 0	NEUTRAL	0- 0	0- 0	0- 0				

RPI 1-25				RPI 26-50				RPI 51-100				RPI 101+				Team's RPI: 341
RPI	S	Opponent	Score	RPI	S	Opponent	Score	RPI	S	Opponent	Score	RPI	S	Opponent	Score	
								84	H	Wright St.	44	60				
												110	A	Fordham	61	65
												136	H	Stony Brook	48	79
												170	H	Drexel	39	53
												229	A	Holy Cross	53	61
												232	H	Sacred Heart	46	74
												245	A	Niagara	51	61
												275	A	St. Francis Brooklyn	65	73
												299	A	Albany (NY)	54	60
												311	A	Canisius	44	47
												329	H	Lafayette	60	49
												332	H	Detroit Mercy	56	58
												350	H	LIU Brooklyn	61	46
<hr/>																
LAST 12 Division I GAMES:																
245	A	Niagara	51	61	232	H	Sacred Heart	46	74							
311	A	Canisius	44	47	84	H	Wright St.	44	60							
229	A	Holy Cross	53	61	170	H	Drexel	39	53							
136	H	Stony Brook	48	79	329	H	Lafayette	60	49							
299	A	Albany (NY)	54	60	110	A	Fordham	61	65							
275	A	St. Francis Brooklyn	65	73	332	H	Detroit Mercy	56	58							

Non-Div I Games:

Manhattan

Average RPI	Win: 217	WON-LOST	WINNING	LAST 10	STRENGTH OF	OPP. STRENGTH	TEAM	ADJ.	CONF.	ADJ CONF.
Average RPI	Loss: 94	RECORD	PCT. RANK	GAMES	SCHEDULE	OF SCHEDULE	RPI	RPI	RPI	RPI
DIV. I ONLY	10- 5	88	5-5	181	169	112	112	27	27	
DIV. I NON-CONF.	8- 4	91	0- 0	155	158	92	92	28	28	

TOTALS	RPI 1-25	RPI 26-50	W-L RECORDS	RPI 51-100	RPI 101-150	RPI 150+				
10- 5	0- 0	1- 1	OVERALL	0- 3	1- 0	8- 1				
3- 2	0- 0	1- 0	HOME	0- 1	1- 0	1- 1				
5- 2	0- 0	0- 1	AWAY	0- 1	0- 0	5- 0				
2- 1	0- 0	0- 0	NEUTRAL	0- 1	0- 0	2- 0				
8- 4	0- 0	1- 1	NON-CONFERENCE	0- 2	1- 0	6- 1				
3- 1	0- 0	1- 0	HOME	0- 0	1- 0	1- 1				
3- 2	0- 0	0- 1	AWAY	0- 1	0- 0	3- 0				
2- 1	0- 0	0- 0	NEUTRAL	0- 1	0- 0	2- 0				
2- 1	0- 0	0- 0	CONFERENCE	0- 1	0- 0	2- 0				
0- 1	0- 0	0- 0	HOME	0- 1	0- 0	0- 0				
2- 0	0- 0	0- 0	AWAY	0- 0	0- 0	2- 0				
0- 0	0- 0	0- 0	NEUTRAL	0- 0	0- 0	0- 0				

RPI 1-25				RPI 26-50				RPI 51-100				RPI 101+				Team's RPI: 112	
RPI	S	Opponent	Score	RPI	S	Opponent	Score	RPI	S	Opponent	Score	RPI	S	Opponent	Score		
26	H	Northeastern	90 84	70	H	Qui nni pi ac	69 76	140	H	Boston U.	68 57						
35	A	Duke	56 64	84	N	Wright St.	60 76	182	A	El on	61 57						
				95	A	Pri nceton	57 60	188	H	Massachusetts	55 70						
								231	N	Stetson	76 69						
								234	A	Navy	72 48						
								245	A	Ni agara	87 58						
								248	N	Hofstra	71 57						
								252	H	Temple	74 68						
								299	A	Al bany (NY)	74 56						
								311	A	Can i si us	71 66						
LAST 12 Di vi si on I GAMES:																	
70	H	Qui nni pi ac	69 76	188	H	Massachusetts	55 70										
311	A	Can i si us	71 66	26	H	Northeastern	90 84										
245	A	Ni agara	87 58	95	A	Pri nceton	57 60										
84	N	Wright St.	60 76	299	A	Al bany (NY)	74 56										
248	N	Hofstra	71 57	35	A	Duke	56 64										
231	N	Stetson	76 69	182	A	El on	61 57										

Non-Di v I Games:

Marist

Average RPI Win:	122	WON-LOST	WINNING	LAST 10	STRENGTH OF	OPP. STRENGTH	TEAM	ADJ.	CONF.	ADJ CONF.
Average RPI Loss:	16	RECORD	PCT. RANK	GAMES	SCHEDULE	OF SCHEDULE	RPI	RPI	RPI	RPI
DIV. I ONLY	12- 3	36	8-2	27	11	16	16	5	5	
DIV. I NON-CONF.	9- 3	62	1- 0	33	12	17	17	5	5	

TOTALS	RPI 1-25	RPI 26-50	W-L RECORDS	RPI 51-100	RPI 101-150	RPI 150+				
12- 3	0- 2	2- 1	OVERALL	5- 0	2- 0	3- 0				
10- 1	0- 1	2- 0	HOME	4- 0	2- 0	2- 0				
2- 2	0- 1	0- 1	AWAY	1- 0	0- 0	1- 0				
0- 0	0- 0	0- 0	NEUTRAL	0- 0	0- 0	0- 0				
9- 3	0- 2	2- 1	NON-CONFERENCE	3- 0	1- 0	3- 0				
7- 1	0- 1	2- 0	HOME	2- 0	1- 0	2- 0				
2- 2	0- 1	0- 1	AWAY	1- 0	0- 0	1- 0				
0- 0	0- 0	0- 0	NEUTRAL	0- 0	0- 0	0- 0				
3- 0	0- 0	0- 0	CONFERENCE	2- 0	1- 0	0- 0				
3- 0	0- 0	0- 0	HOME	2- 0	1- 0	0- 0				
0- 0	0- 0	0- 0	AWAY	0- 0	0- 0	0- 0				
0- 0	0- 0	0- 0	NEUTRAL	0- 0	0- 0	0- 0				

RPI	S	Opponent	Score	RPI	S	Opponent	Score	RPI	S	Opponent	Score	RPI	S	Opponent	Score
1	H	Notre Dame	63 87	31	H	South Dakota St.	91 52	54	H	DePaul	96 63	126	H	Provi dence	85 46
12	A	Mississippi St.	82 87	34	A	Miami (FL)	55 63	64	H	UNI	102 61	135	H	Montana St.	100 52
				49	H	Green Bay	80 54	73	H	Michigan	85 74	187	A	Milwaukee	83 74
								82	H	Creighton	85 67	246	H	Binghamton	93 40
								85	A	Northwestern	76 57	328	H	UIC	96 32

LAST 12 Division I GAMES:															
64	H	UNI	102 61	82	H	Creighton	85 67	1	H	Notre Dame	63 87	246	H	Binghamton	93 40
34	A	Miami (FL)	55 63	126	H	Provi dence	85 46	49	H	Green Bay	80 54	85	A	Northwestern	76 57
54	H	DePaul	96 63												
12	A	Mississippi St.	82 87												
73	H	Michigan	85 74												
187	A	Milwaukee	83 74												

Non-Div I Games:

Marquette

Average RPI Win:	245	WON-LOST	WINNING	LAST 10	STRENGTH OF	OPP. STRENGTH	TEAM	ADJ.	CONF.	ADJ CONF.
Average RPI Loss:	138	RECORD	PCT. RANK	GAMES	SCHEDULE	OF SCHEDULE	RPI	RPI	RPI	RPI
DIV. I ONLY	7- 7	167	7-3	300	191	259	259	17	17	
DIV. I NON-CONF.	5- 7	206	0- 0	331	209	316	316	19	19	

TOTALS	RPI 1-25	RPI 26-50	W-L RECORDS	RPI 51-100	RPI 101-150	RPI 150+				
7- 7	0- 0	0- 0	OVERALL	1- 1	1- 4	5- 2				
7- 2	0- 0	0- 0	HOME	1- 0	1- 2	5- 0				
0- 5	0- 0	0- 0	AWAY	0- 1	0- 2	0- 2				
0- 0	0- 0	0- 0	NEUTRAL	0- 0	0- 0	0- 0				
5- 7	0- 0	0- 0	NON-CONFERENCE	0- 1	0- 4	5- 2				
5- 2	0- 0	0- 0	HOME	0- 0	0- 2	5- 0				
0- 5	0- 0	0- 0	AWAY	0- 1	0- 2	0- 2				
0- 0	0- 0	0- 0	NEUTRAL	0- 0	0- 0	0- 0				
2- 0	0- 0	0- 0	CONFERENCE	1- 0	1- 0	0- 0				
2- 0	0- 0	0- 0	HOME	1- 0	1- 0	0- 0				
0- 0	0- 0	0- 0	AWAY	0- 0	0- 0	0- 0				
0- 0	0- 0	0- 0	NEUTRAL	0- 0	0- 0	0- 0				

RPI 1-25				RPI 26-50				RPI 51-100				RPI 101+				Team's RPI: 259
RPI	S	Opponent	Score	RPI	S	Opponent	Score	RPI	S	Opponent	Score	RPI	S	Opponent	Score	
								67	H	Old Domini on	57 48	119	H	Towson	69 76	
								69	A	Clemson	54 68	130	H	Charlotte	63 62	
												137	H	Indiana St.	53 62	
												139	A	Appal achi an St.	52 74	
												145	A	Wi sconsi n	49 67	
												152	A	Southern Ill.	49 58	
												203	A	Bowling Green	76 99	
												253	H	Cleveland St.	86 64	
												263	H	Coppin St.	88 67	
												308	H	Tennessee St.	80 59	
												345	H	Evansville	72 65	
												346	H	Delaware St.	75 63	

LAST 12 Division I GAMES:																
130	H	Charlotte	63 62	119	H	Towson	69 76									
67	H	Old Dominion	57 48	69	A	Clemson	54 68									
346	H	Delaware St.	75 63	308	H	Tennessee St.	80 59									
345	H	Evansville	72 65	253	H	Cleveland St.	86 64									
139	A	Appal achi an St.	52 74	145	A	Wi sconsi n	49 67									
152	A	Southern Ill.	49 58	263	H	Coppin St.	88 67									

Non-Div I Games: Bluefield St. 82 29

Marshall

Average RPI Win:	160	WON-LOST	WINNING	LAST 10	STRENGTH OF	OPP. STRENGTH	TEAM	ADJ.	CONF.	ADJ CONF.
Average RPI Loss:	20	RECORD	PCT. RANK	GAMES	SCHEDULE	OF SCHEDULE	RPI	RPI	RPI	RPI
DIV. I ONLY	14- 1	5	9-1	177	32	29	29	4	4	
DIV. I NON-CONF.	11- 0	1	0- 0	232	85	27	27	4	4	

TOTALS	RPI 1-25	RPI 26-50	W-L RECORDS	RPI 51-100	RPI 101-150	RPI 150+				
14- 1	0- 1	2- 0	OVERALL	4- 0	2- 0	6- 0				
7- 1	0- 1	1- 0	HOME	2- 0	1- 0	3- 0				
5- 0	0- 0	1- 0	AWAY	2- 0	0- 0	2- 0				
2- 0	0- 0	0- 0	NEUTRAL	0- 0	1- 0	1- 0				
11- 0	0- 0	2- 0	NON-CONFERENCE	2- 0	1- 0	6- 0				
6- 0	0- 0	1- 0	HOME	2- 0	0- 0	3- 0				
3- 0	0- 0	1- 0	AWAY	0- 0	0- 0	2- 0				
2- 0	0- 0	0- 0	NEUTRAL	0- 0	1- 0	1- 0				
3- 1	0- 1	0- 0	CONFERENCE	2- 0	1- 0	0- 0				
1- 1	0- 1	0- 0	HOME	0- 0	1- 0	0- 0				
2- 0	0- 0	0- 0	AWAY	2- 0	0- 0	0- 0				
0- 0	0- 0	0- 0	NEUTRAL	0- 0	0- 0	0- 0				

RPI	S	Opponent	Score	RPI	S	Opponent	Score	Team's RPI: 29	RPI	S	Opponent	Score	RPI	S	Opponent	Score
20	H	Rutgers	65 73	37	A	South Carolina	85 61		68	H	James Madison	87 63	104	N	Georgia	58 51
				44	H	Georgia Tech	67 54		78	H	Dayton	82 71	133	H	Ohio St.	75 69
									86	A	Penn St.	77 61	198	A	George Washington	69 30
									91	A	Nebraska	81 63	207	A	Delaware	77 53
													263	H	Coppin St.	93 36
													288	H	UMBC	92 61
													317	H	Loyola Maryland	83 48
													331	N	Morgan St.	68 44

LAST 12 Division I GAMES:																
				91	A	Nebraska	81 63		86	A	Penn St.	77 61				
				133	H	Ohio St.	75 69		207	A	Delaware	77 53				
				20	H	Rutgers	65 73		317	H	Loyola Maryland	83 48				
				104	N	Georgia	58 51		68	H	James Madison	87 63				
				331	N	Morgan St.	68 44		288	H	UMBC	92 61				
				37	A	South Carolina	85 61		44	H	Georgia Tech	67 54				

Non-Div I Games:

Maryland

DIV. I ONLY	9- 7	137	5-5	230	249	188	188	18	18
DIV. I NON-CONF.	8- 6	138	0- 0	224	293	194	194	18	18
TOTALS	RPI 1-25	RPI 26-50	W-L RECORDS	RPI 51-100	RPI 101-150	RPI 150+			
9- 7	0- 0	0- 1	OVERALL	0- 2	2- 1	7- 3			
6- 2	0- 0	0- 0	HOME	0- 0	1- 0	5- 2			
2- 4	0- 0	0- 1	AWAY	0- 1	1- 1	1- 1			
1- 1	0- 0	0- 0	NEUTRAL	0- 1	0- 0	1- 0			
8- 6	0- 0	0- 1	NON-CONFERENCE	0- 1	2- 1	6- 3			
5- 2	0- 0	0- 0	HOME	0- 0	1- 0	4- 2			
2- 3	0- 0	0- 1	AWAY	0- 0	1- 1	1- 1			
1- 1	0- 0	0- 0	NEUTRAL	0- 1	0- 0	1- 0			
1- 1	0- 0	0- 0	CONFERENCE	0- 1	0- 0	1- 0			
1- 0	0- 0	0- 0	HOME	0- 0	0- 0	1- 0			
0- 1	0- 0	0- 0	AWAY	0- 1	0- 0	0- 0			
0- 0	0- 0	0- 0	NEUTRAL	0- 0	0- 0	0- 0			

RPI 1-25				RPI 26-50				RPI 51-100				RPI 101+				Team's RPI: 188	
RPI	S	Opponent	Score	RPI	S	Opponent	Score	RPI	S	Opponent	Score	RPI	S	Opponent	Score		
				26	A	Northeastern	52 53					112	A	Marist	70 55		
								65	N	Bucknell I	58 77	119	A	Towson	53 78		
								78	A	Dayton	47 75	140	H	Boston U.	66 55		
												171	H	North Dakota	52 59		
												195	H	Saint Louis	70 66		
												232	H	Sacred Heart	78 61		
												242	A	Brown	90 61		
												267	H	UTRGV	74 70		
												268	A	Siena	59 64		
												276	H	Central Conn. St.	74 59		
												278	N	Fairfield	59 49		
												290	H	Incarnate Word	71 59		
												296	H	UMass Lowell	59 62		
LAST 12 Division I GAMES:																	
				78	A	Dayton	47 75	296	H	UMass Lowell	59 62						
				195	H	Saint Louis	70 66	268	A	Siena	59 64						
				112	A	Marist	70 55	140	H	Boston U.	66 55						
				278	N	Fairfield	59 49	290	H	Incarnate Word	71 59						
				242	A	Brown	90 61	26	A	Northeastern	52 53						
				65	N	Bucknell I	58 77	171	H	North Dakota	52 59						

Non-Div I Games:

Massachusetts

Average RPI Win:	0	WON-LOST	WINNING	LAST 10	STRENGTH OF	OPP. STRENGTH	TEAM	ADJ.	CONF.	ADJ CONF.
Average RPI Loss:	185	RECORD	PCT. RANK	GAMES	SCHEDULE	OF SCHEDULE	RPI	RPI	RPI	RPI
DIV. I ONLY	0- 11	345	2-8	213	314	340	340	25	25	
DIV. I NON-CONF.	0- 8	336	0- 0	72	302	307	307	22	22	

TOTALS	RPI 1-25	RPI 26-50	W-L RECORDS	RPI 51-100	RPI 101-150	RPI 150+				
0- 11	0- 0	0- 2	OVERALL	0- 0	0- 2	0- 7				
0- 3	0- 0	0- 0	HOME	0- 0	0- 0	0- 3				
0- 8	0- 0	0- 2	AWAY	0- 0	0- 2	0- 4				
0- 0	0- 0	0- 0	NEUTRAL	0- 0	0- 0	0- 0				
0- 8	0- 0	0- 2	NON-CONFERENCE	0- 0	0- 2	0- 4				
0- 2	0- 0	0- 0	HOME	0- 0	0- 0	0- 2				
0- 6	0- 0	0- 2	AWAY	0- 0	0- 2	0- 2				
0- 0	0- 0	0- 0	NEUTRAL	0- 0	0- 0	0- 0				
0- 3	0- 0	0- 0	CONFERENCE	0- 0	0- 0	0- 3				
0- 1	0- 0	0- 0	HOME	0- 0	0- 0	0- 1				
0- 2	0- 0	0- 0	AWAY	0- 0	0- 0	0- 2				
0- 0	0- 0	0- 0	NEUTRAL	0- 0	0- 0	0- 0				

RPI 1-25				RPI 26-50				RPI 51-100				RPI 101+ Team's RPI: 340			
RPI	S	Opponent	Score	RPI	S	Opponent	Score	RPI	S	Opponent	Score	RPI	S	Opponent	Score
				36	A	Texas	40 96					117	A	Ri ce	65 93
				48	A	LSU	36 86					128	A	Grambl ing	51 75
												151	H	Loui si ana Tech	48 89
												168	A	Abilene Christian	52 109
												173	A	UAB	48 91
												289	H	Loui si ana	59 70
												290	H	Incarname Word	66 68
												304	A	La. -Monroe	60 69
												335	A	Northwestern St.	63 82
LAST 12 Division I GAMES:															
				168	A	Abilene Christian	52 109	151	H	Loui si ana Tech	48 89				
				335	A	Northwestern St.	63 82	48	A	LSU	36 86				
				290	H	Incarname Word	66 68	173	A	UAB	48 91				
				289	H	Loui si ana	59 70	117	A	Ri ce	65 93				
				128	A	Grambl ing	51 75	304	A	La. -Monroe	60 69				
								36	A	Texas	40 96				

Non-Div I Games: LSU-Alexandria 60 68 Southern-N. O. 106 54 Louisiana Col. 86 68

McNeese

Average RPI Win:	252	WON-LOST	WINNING	LAST 10	STRENGTH OF	OPP. STRENGTH	TEAM	ADJ.	CONF.	ADJ CONF.
Average RPI Loss:	155	RECORD	PCT. RANK	GAMES	SCHEDULE	OF SCHEDULE	RPI	RPI	RPI	RPI
DIV. I ONLY	5- 10	247	3-7	259	202	294	294	9	9	
DIV. I NON-CONF.	5- 8	224	0- 0	300	211	309	309	9	9	

TOTALS	RPI 1-25	RPI 26-50	W-L RECORDS	RPI 51-100	RPI 101-150	RPI 150+				
5- 10	0- 1	0- 0	OVERALL	0- 1	0- 2	5- 6				
4- 5	0- 1	0- 0	HOME	0- 1	0- 0	4- 3				
0- 5	0- 0	0- 0	AWAY	0- 0	0- 2	0- 3				
1- 0	0- 0	0- 0	NEUTRAL	0- 0	0- 0	1- 0				
5- 8	0- 0	0- 0	NON-CONFERENCE	0- 1	0- 1	5- 6				
4- 4	0- 0	0- 0	HOME	0- 1	0- 0	4- 3				
0- 4	0- 0	0- 0	AWAY	0- 0	0- 1	0- 3				
1- 0	0- 0	0- 0	NEUTRAL	0- 0	0- 0	1- 0				
0- 2	0- 1	0- 0	CONFERENCE	0- 0	0- 1	0- 0				
0- 1	0- 1	0- 0	HOME	0- 0	0- 0	0- 0				
0- 1	0- 0	0- 0	AWAY	0- 0	0- 1	0- 0				
0- 0	0- 0	0- 0	NEUTRAL	0- 0	0- 0	0- 0				

RPI 1-25				RPI 26-50				RPI 51-100				RPI 101+ Team's RPI: 294			
RPI	S	Opponent	Score	RPI	S	Opponent	Score	RPI	S	Opponent	Score	RPI	S	Opponent	Score
24	H	UCF	55 68					89	H	Toledo	48 58	129	A	Arkansas St.	66 77
												146	A	Tulsa	39 46
												151	H	Louisiana Tech	50 66
												164	H	Little Rock	60 63
												173	A	UAB	54 85
												183	N	Mercer	59 53
												198	A	George Washington	38 51
												199	H	Southeast Mo. St.	69 57
												201	A	Coastal Caro.	71 90
												208	H	Samford	53 48
												273	H	New Orleans	59 66
												327	H	Jackson St.	68 67
												343	H	N.C. Central	77 56
LAST 12 Division I GAMES:															
146	A	Tulsa	39 46	164	H	Little Rock	60 63	199	H	Southeast Mo. St.	69 57				
24	H	UCF	55 68	208	H	Samford	53 48	273	H	New Orleans	59 66				
198	A	George Washington	38 51	89	H	Toledo	48 58	201	A	Coastal Caro.	71 90				
343	H	N.C. Central	77 56												
183	N	Mercer	59 53												
151	H	Louisiana Tech	50 66												

Non-Div I Games:

Memphis

Average RPI	Win:	220	WON-LOST	WINNING	LAST 10	STRENGTH OF	OPP. STRENGTH	TEAM	ADJ.	CONF.	ADJ CONF.
Average RPI	Loss:	150	RECORD	PCT. RANK	GAMES	SCHEDULE	OF SCHEDULE	RPI	RPI	RPI	RPI
DIV. I ONLY		8- 7		157	6-4	197	184	183	183	24	24
DIV. I NON-CONF.		8- 7		160	0- 1	195	181	187	187	26	26

TOTALS	RPI 1-25		RPI 26-50		W-L RECORDS	RPI 51-100		RPI 101-150		RPI 150+	
8- 7	0- 2		0- 0		OVERALL	0- 0		1- 2		7- 3	
4- 3	0- 2		0- 0		HOME	0- 0		1- 0		3- 1	
3- 3	0- 0		0- 0		AWAY	0- 0		0- 2		3- 1	
1- 1	0- 0		0- 0		NEUTRAL	0- 0		0- 0		1- 1	
8- 7	0- 2		0- 0		NON-CONFERENCE	0- 0		1- 2		7- 3	
4- 3	0- 2		0- 0		HOME	0- 0		1- 0		3- 1	
3- 3	0- 0		0- 0		AWAY	0- 0		0- 2		3- 1	
1- 1	0- 0		0- 0		NEUTRAL	0- 0		0- 0		1- 1	
0- 0	0- 0		0- 0		CONFERENCE	0- 0		0- 0		0- 0	
0- 0	0- 0		0- 0		HOME	0- 0		0- 0		0- 0	
0- 0	0- 0		0- 0		AWAY	0- 0		0- 0		0- 0	
0- 0	0- 0		0- 0		NEUTRAL	0- 0		0- 0		0- 0	

RPI 1-25				RPI 26-50				RPI 51-100				RPI 101+ Team's RPI: 183			
RPI	S	Opponent	Score	RPI	S	Opponent	Score	RPI	S	Opponent	Score	RPI	S	Opponent	Score
23	H	Florida St.	56 57									104	A	Georgia	60 67
24	H	UCF	42 76									107	A	Wake Forest	54 69
												130	H	Charlotte	57 40
												198	A	George Washington	61 53
												203	N	Bowling Green	76 63
												215	H	Florida	92 82
												226	A	Howard	85 70
												239	A	Jacksonville	66 71
												256	H	UNC Asheville	61 47
												258	H	Columbia	68 72
												264	A	Ga. Southern	79 72
												265	H	Kennesaw St.	64 48
												294	N	Memphis	53 59

LAST 12 Division I GAMES:															
258	H	Columbia	68 72	226	A	Howard	85 70	130	H	Charlotte	57 40	23	H	Florida St.	56 57
239	A	Jacksonville	66 71	104	A	Georgia	60 67	265	H	Kennesaw St.	64 48	107	A	Wake Forest	54 69
256	H	UNC Asheville	61 47	203	N	Bowling Green	76 63	215	H	Florida	92 82	226	A	Howard	85 70
198	A	George Washington	61 53	239	A	Jacksonville	66 71	256	H	UNC Asheville	61 47	258	H	Columbia	68 72
294	N	Memphis	53 59	264	A	Ga. Southern	79 72	265	H	Kennesaw St.	64 48	294	N	Memphis	53 59
24	H	UCF	42 76												

Non-Div I Games:

Mercer

Average RPI Win:	157	WON-LOST	WINNING	LAST 10	STRENGTH OF	OPP. STRENGTH	TEAM	ADJ.	CONF.	ADJ CONF.
Average RPI Loss:	37	RECORD	PCT. RANK	GAMES	SCHEDULE	OF SCHEDULE	RPI	RPI	RPI	RPI
DIV. I ONLY	14- 4	48	8-2	89	23	34	34	1	1	
DIV. I NON-CONF.	12- 3	51	2- 1	132	18	47	47	1	1	

TOTALS	RPI 1-25	RPI 26-50	W-L RECORDS	RPI 51-100	RPI 101-150	RPI 150+				
14- 4	1- 2	0- 0	OVERALL	5- 2	2- 0	6- 0				
10- 2	1- 1	0- 0	HOME	5- 1	0- 0	4- 0				
2- 2	0- 1	0- 0	AWAY	0- 1	1- 0	1- 0				
2- 0	0- 0	0- 0	NEUTRAL	0- 0	1- 0	1- 0				
12- 3	1- 2	0- 0	NON-CONFERENCE	4- 1	1- 0	6- 0				
9- 1	1- 1	0- 0	HOME	4- 0	0- 0	4- 0				
1- 2	0- 1	0- 0	AWAY	0- 1	0- 0	1- 0				
2- 0	0- 0	0- 0	NEUTRAL	0- 0	1- 0	1- 0				
2- 1	0- 0	0- 0	CONFERENCE	1- 1	1- 0	0- 0				
1- 1	0- 0	0- 0	HOME	1- 1	0- 0	0- 0				
1- 0	0- 0	0- 0	AWAY	0- 0	1- 0	0- 0				
0- 0	0- 0	0- 0	NEUTRAL	0- 0	0- 0	0- 0				

RPI 1-25				RPI 26-50				Team's RPI: 34				RPI 51-100				RPI 101+			
RPI	S	Opponent	Score	RPI	S	Opponent	Score					RPI	S	Opponent	Score	RPI	S	Opponent	Score
2	A	Iowa St.	52 75									55	H	SFA	81 60	107	A	Wake Forest	72 57
16	H	Marquette	63 55									56	A	Purdue	63 74	118	N	Al abama	101 74
21	H	Central Mich.	80 90									69	H	Cl emson	67 76	179	N	Vanderbi l t	90 65
												74	H	Vi rgi nia Tech	68 61	200	H	UMES	71 53
												88	H	Col orado	73 58	252	H	Temple	73 61
												91	H	Nebraska	82 68	273	H	New Orleans	78 38
												93	H	Hartford	75 62	318	A	FIU	94 43
																330	H	Fl ori da A&M	103 54
LAST 12 Di vi si on I GAMES:																			
93	H	Hartford	75 62	107	A	Wake Forest	72 57												
16	H	Marquette	63 55	74	H	Vi rgi nia Tech	68 61												
2	A	Iowa St.	52 75	21	H	Central Mi ch.	80 90												
69	H	Cl emson	67 76	330	H	Fl ori da A&M	103 54												
200	H	UMES	71 53	118	N	Al abama	101 74												
273	H	New Orleans	78 38	179	N	Vanderbi l t	90 65												

Non-Di v I Games:

Average RPI Win:	244	WON-LOST	WINNING	LAST 10	STRENGTH OF	OPP. STRENGTH	TEAM	ADJ.	CONF.	ADJ CONF.
Average RPI Loss:	143	RECORD	PCT. RANK	GAMES	SCHEDULE	OF SCHEDULE	RPI	RPI	RPI	RPI

DIV. I ONLY	9- 3	53	7-3	291	244	116	116	8	8
DIV. I NON-CONF.	8- 2	51	0- 0	334	261	133	133	8	8

TOTALS	RPI 1-25	RPI 26-50	W-L RECORDS	RPI 51-100	RPI 101-150	RPI 150+			
9- 3	0- 1	0- 0	OVERALL	1- 1	1- 0	7- 1			
4- 0	0- 0	0- 0	HOME	1- 0	1- 0	2- 0			
5- 3	0- 1	0- 0	AWAY	0- 1	0- 0	5- 1			
0- 0	0- 0	0- 0	NEUTRAL	0- 0	0- 0	0- 0			
8- 2	0- 1	0- 0	NON-CONFERENCE	0- 0	1- 0	7- 1			
3- 0	0- 0	0- 0	HOME	0- 0	1- 0	2- 0			
5- 2	0- 1	0- 0	AWAY	0- 0	0- 0	5- 1			
0- 0	0- 0	0- 0	NEUTRAL	0- 0	0- 0	0- 0			
1- 1	0- 0	0- 0	CONFERENCE	1- 1	0- 0	0- 0			
1- 0	0- 0	0- 0	HOME	1- 0	0- 0	0- 0			
0- 1	0- 0	0- 0	AWAY	0- 1	0- 0	0- 0			
0- 0	0- 0	0- 0	NEUTRAL	0- 0	0- 0	0- 0			

RPI 1-25				RPI 26-50				RPI 51-100				RPI 101+ Team's RPI: 116			
RPI	S	Opponent	Score	RPI	S	Opponent	Score	RPI	S	Opponent	Score	RPI	S	Opponent	Score
7	A	Louisville	73 95					89	H	Toledo	65 64	132	H	Cincinnati	78 65
								92	A	Northern Ill.	71 82	181	A	Jacksonville St.	58 41
												184	H	High Point	68 55
												311	A	Canisius	62 59
												316	A	Valparaiso	68 47
												326	H	Eastern Ky.	60 44
												328	A	UIC	65 56
												330	A	Florida A&M	56 57
												332	A	Detroit Mercy	78 59

LAST 12 Division I GAMES:															
				89	H	Toledo	65 64	316	A	Valparaiso	68 47				
				92	A	Northern Ill.	71 82	132	H	Cincinnati	78 65				
				181	A	Jacksonville St.	58 41	328	A	UIC	65 56				
				330	A	Florida A&M	56 57	7	A	Louisville	73 95				
				326	H	Eastern Ky.	60 44	184	H	High Point	68 55				
				311	A	Canisius	62 59	332	A	Detroit Mercy	78 59				

Non-Div I Games: Ohio Dominican 74 29

Miami (OH)

Average RPI	Win:	205	WON-LOST	WINNING	LAST 10	STRENGTH OF	OPP. STRENGTH	TEAM	ADJ.	CONF.	ADJ CONF.
Average RPI	Loss:	42	RECORD	PCT. RANK	GAMES	SCHEDULE	OF SCHEDULE	RPI	RPI	RPI	RPI
DIV. I ONLY		11- 5	84	6-4	139	68	73	73	4	4	
DIV. I NON-CONF.		9- 3	62	1- 1	220	103	79	79	4	4	

TOTALS	RPI 1-25		RPI 26-50		W-L RECORDS	RPI 51-100		RPI 101-150		RPI 150+	
11- 5	0- 2		1- 1		OVERALL	2- 2		1- 0		7- 0	
7- 0	0- 0		0- 0		HOME	2- 0		0- 0		5- 0	
2- 4	0- 2		0- 0		AWAY	0- 2		0- 0		2- 0	
2- 1	0- 0		1- 1		NEUTRAL	0- 0		1- 0		0- 0	
9- 3	0- 2		1- 1		NON-CONFERENCE	0- 0		1- 0		7- 0	
5- 0	0- 0		0- 0		HOME	0- 0		0- 0		5- 0	
2- 2	0- 2		0- 0		AWAY	0- 0		0- 0		2- 0	
2- 1	0- 0		1- 1		NEUTRAL	0- 0		1- 0		0- 0	
2- 2	0- 0		0- 0		CONFERENCE	2- 2		0- 0		0- 0	
2- 0	0- 0		0- 0		HOME	2- 0		0- 0		0- 0	
0- 2	0- 0		0- 0		AWAY	0- 2		0- 0		0- 0	
0- 0	0- 0		0- 0		NEUTRAL	0- 0		0- 0		0- 0	

RPI	S	Opponent	Score	RPI	S	Opponent	Score	RPI	S	Opponent	Score	RPI	S	Opponent	Score
9	A	NC State	55 66	27	N	Missouri	70 54	56	A	Purdue	70 71	114	N	Washington	80 73
16	A	Marquette	74 85	36	N	Texas	52 69	75	H	Minnesota	76 60	192	H	Southern U.	76 35
								85	H	Northwestern	79 78	205	H	Mt. St. Mary's	88 40
								91	A	Nebraska	56 70	254	A	Oakland	85 59
												292	A	Western Mi ch.	79 42
												331	H	Morgan St.	70 47
												332	H	Detroit Mercy	95 62
												350	H	LIU Brooklyn	83 38

Team's RPI: 73															
LAST 12 Division I GAMES:															
114	N	Washington	80 73	75	H	Minnesota	76 60	192	H	Southern U.	76 35	331	H	Morgan St.	70 47
36	N	Texas	52 69	91	A	Nebraska	56 70	254	A	Oakland	85 59	350	H	LIU Brooklyn	83 38
85	H	Northwestern	79 78												
56	A	Purdue	70 71												
16	A	Marquette	74 85												
9	A	NC State	55 66												

Non-Div I Games:

Mi chi gan

Average RPI Win:	161	WON-LOST	WINNING	LAST 10	STRENGTH OF	OPP. STRENGTH	TEAM	ADJ.	CONF.	ADJ CONF.
Average RPI Loss:	36	RECORD	PCT. RANK	GAMES	SCHEDULE	OF SCHEDULE	RPI	RPI	RPI	RPI

DIV. I ONLY	12- 3	36	8-2	71	33	25	25	4	4
DIV. I NON-CONF.	10- 1	19	0- 0	173	38	32	32	4	4
TOTALS	RPI 1-25	RPI 26-50	W-L RECORDS	RPI 51-100	RPI 101-150	RPI 150+			
12- 3	2- 2	0- 0	OVERALL	3- 1	1- 0	6- 0			
9- 0	2- 0	0- 0	HOME	2- 0	1- 0	4- 0			
2- 2	0- 1	0- 0	AWAY	1- 1	0- 0	1- 0			
1- 1	0- 1	0- 0	NEUTRAL	0- 0	0- 0	1- 0			
10- 1	1- 1	0- 0	NON-CONFERENCE	2- 0	1- 0	6- 0			
7- 0	1- 0	0- 0	HOME	1- 0	1- 0	4- 0			
2- 0	0- 0	0- 0	AWAY	1- 0	0- 0	1- 0			
1- 1	0- 1	0- 0	NEUTRAL	0- 0	0- 0	1- 0			
2- 2	1- 1	0- 0	CONFERENCE	1- 1	0- 0	0- 0			
2- 0	1- 0	0- 0	HOME	1- 0	0- 0	0- 0			
0- 2	0- 1	0- 0	AWAY	0- 1	0- 0	0- 0			
0- 0	0- 0	0- 0	NEUTRAL	0- 0	0- 0	0- 0			

RPI	S	Opponent	Score	RPI	S	Opponent	Score	RPI	S	Opponent	Score	RPI	S	Opponent	Score
8	H	Oregon	88 82					75	H	Minnesota	86 68	122	H	Virginia	91 66
9	N	NC State	74 78					84	H	Wright St.	84 68	203	H	Bowling Green	99 69
14	H	Iowa	84 70					85	A	Northwestern	62 70	254	A	Oakland	102 58
15	A	Indiana	64 68					93	A	Hartford	74 66	261	H	Texas Southern	91 45
												265	N	Kennesaw St.	75 51
												270	H	ETSU	75 53
												281	H	Fla. Atlantic	89 74
LAST 12 Division I GAMES:															
75	H	Minnesota	86 68	281	H	Fla. Atlantic	89 74								
15	A	Indiana	64 68	93	A	Hartford	74 66								
85	A	Northwestern	62 70	8	H	Oregon	88 82								
14	H	Iowa	84 70	254	A	Oakland	102 58								
265	N	Kennesaw St.	75 51	261	H	Texas Southern	91 45								
9	N	NC State	74 78	122	H	Virginia	91 66								

Non-Div I Games:

Michigan St.

Average RPI	Win:	217	WON-LOST	WINNING	LAST 10	STRENGTH OF	OPP. STRENGTH	TEAM	ADJ.	CONF.	ADJ CONF.
Average RPI	Loss:	72	RECORD	PCT. RANK	GAMES	SCHEDULE	OF SCHEDULE	RPI	RPI	RPI	RPI
DIV. I ONLY		12- 4		53	8-2	184	138	79	79	17	17
DIV. I NON-CONF.		9- 4		85	0- 1	121	135	61	61	19	19
<hr/>											
TOTALS	RPI 1-25		RPI 26-50		W-L RECORDS	RPI 51-100		RPI 101-150		RPI 150+	
12- 4	0- 1		0- 1		OVERALL	1- 0		1- 2		10- 0	
5- 1	0- 0		0- 1		HOME	0- 0		0- 0		5- 0	
5- 3	0- 1		0- 0		AWAY	1- 0		0- 2		4- 0	
2- 0	0- 0		0- 0		NEUTRAL	0- 0		1- 0		1- 0	
9- 4	0- 1		0- 1		NON-CONFERENCE	1- 0		1- 2		7- 0	
4- 1	0- 0		0- 1		HOME	0- 0		0- 0		4- 0	
3- 3	0- 1		0- 0		AWAY	1- 0		0- 2		2- 0	
2- 0	0- 0		0- 0		NEUTRAL	0- 0		1- 0		1- 0	
3- 0	0- 0		0- 0		CONFERENCE	0- 0		0- 0		3- 0	
1- 0	0- 0		0- 0		HOME	0- 0		0- 0		1- 0	
2- 0	0- 0		0- 0		AWAY	0- 0		0- 0		2- 0	
0- 0	0- 0		0- 0		NEUTRAL	0- 0		0- 0		0- 0	

RPI 1-25				RPI 26-50				RPI 51-100 Team's RPI: 79				RPI 101+			
RPI	S	Opponent	Score	RPI	S	Opponent	Score	RPI	S	Opponent	Score	RPI	S	Opponent	Score
19	A	Kentucky	55 72	43	H	Belmont	38 45	99	A	Troy	67 64	110	A	Fordham	49 61
												115	A	Tennessee Tech	64 68
												120	N	Chattanooga	58 47
												179	H	Vanderbilt	65 58
												191	H	Georgia St.	69 54
												212	A	Furman	78 71
												223	N	Dartmouth	70 58
												228	A	UNLV	66 62
												240	H	Southern Miss.	66 49
												255	H	Mississippi Val.	101 51
												256	H	UNC Asheville	67 46
												281	A	Fla. Atlantic	74 55
												318	A	FIU	49 43
<hr/>															
LAST 12 Division I GAMES:															
110	A	Fordham	49 61	318	A	FIU	49 43	120	N	Chattanooga	58 47	256	H	UNC Asheville	67 46
228	A	UNLV	66 62	240	H	Southern Miss.	66 49	19	A	Kentucky	55 72	99	A	Troy	67 64
281	A	Fla. Atlantic	74 55	223	N	Dartmouth	70 58	191	H	Georgia St.	69 54				
255	H	Mississippi Val.	101 51												

Non-Div I Games:

Middle Tenn.

M
i
l
w
a
u
k
e
e

Mi lwaukee				Through Games Of Jan. 10, 2019							
Average RPI	Win:	238	WON-LOST	WINNING	LAST 10	STRENGTH OF	OPP. STRENGTH	TEAM	ADJ.	CONF.	ADJ CONF.
Average RPI	Loss:	83	RECORD	PCT. RANK	GAMES	SCHEDULE	OF SCHEDULE	RPI	RPI	RPI	RPI
DIV. I ONLY			6- 9	223	5-5	117	171	187	187	19	19
DIV. I NON-CONF.			5- 6	177	0- 0	117	178	168	168	16	16

TOTALS		RPI 1-25	RPI 26-50		W-L RECORDS		RPI 51-100	RPI 101-150		RPI 150+	
6- 9	0- 3	0- 2		OVERALL		0- 2	1- 1		5- 1		
3- 4	0- 2	0- 1		HOME		0- 0	1- 1		2- 0		
2- 5	0- 1	0- 1		AWAY		0- 2	0- 0		2- 1		
1- 0	0- 0	0- 0		NEUTRAL		0- 0	0- 0		1- 0		
5- 6	0- 3	0- 1		NON-CONFERENCE		0- 1	0- 1		5- 0		
2- 3	0- 2	0- 0		HOME		0- 0	0- 1		2- 0		
2- 3	0- 1	0- 1		AWAY		0- 1	0- 0		2- 0		
1- 0	0- 0	0- 0		NEUTRAL		0- 0	0- 0		1- 0		
1- 3	0- 0	0- 1		CONFERENCE		0- 1	1- 0		0- 1		
1- 1	0- 0	0- 1		HOME		0- 0	1- 0		0- 0		
0- 2	0- 0	0- 0		AWAY		0- 1	0- 0		0- 1		
0- 0	0- 0	0- 0		NEUTRAL		0- 0	0- 0		0- 0		

RPI 1-25				RPI 26-50				RPI 51-100				RPI 101+ Team's RPI: 187			
RPI	S	Opponent	Score	RPI	S	Opponent	Score	RPI	S	Opponent	Score	RPI	S	Opponent	Score
15	A	Indiana	66 68	39	A	Saint Mary's (CA)	71 73	84	A	Wright St.	57 61	125	H	Youngstown St.	71 68
16	H	Marquette	74 83	49	H	Green Bay	62 76	100	A	Fresno St.	48 65	145	H	Wisconsin	57 68
23	H	Florida St.	62 87									171	A	North Dakota	64 46
												210	N	UC Riverside	56 54
												258	H	Columbia	78 65
												274	A	Northern Ky.	54 55
												322	A	North Dakota St.	57 55
												342	H	Purdue Fort Wayne	70 48

LAST 12 Division I GAMES:															
125	H	Youngstown St.	71 68	23	H	Florida St.	62 87	322	A	North Dakota St.	57 55				
84	A	Wright St.	57 61	171	A	North Dakota	64 46	342	H	Purdue Fort Wayne	70 48				
274	A	Northern Ky.	54 55	16	H	Marquette	74 83	210	N	UC Riverside	56 54				
49	H	Green Bay	62 76												
39	A	Saint Mary's (CA)	71 73												
100	A	Fresno St.	48 65												

Non-Div I Games:

Milwaukee

M
i
l
w
a
u
k
e
e

Average RPI	Win:	197	WON-LOST	WINNING	LAST 10	STRENGTH OF	OPP. STRENGTH	TEAM	ADJ.	CONF.	ADJ CONF.
Average RPI	Loss:	80	RECORD	PCT. RANK	GAMES	SCHEDULE	OF SCHEDULE	RPI	RPI	RPI	RPI
DIV. I ONLY		12- 3	36	7-3	172	99	75	75	4	4	
DIV. I NON-CONF.		11- 0	1	0- 0	278	95	46	46	4	4	

TOTALS	RPI 1-25		RPI 26-50		W-L RECORDS		RPI 51-100		RPI 101-150		RPI 150+
12- 3	1- 1		0- 0		OVERALL		1- 1		1- 1		9- 0
10- 1	1- 0		0- 0		HOME		0- 0		1- 1		8- 0
2- 2	0- 1		0- 0		AWAY		1- 1		0- 0		1- 0
0- 0	0- 0		0- 0		NEUTRAL		0- 0		0- 0		0- 0
11- 0	1- 0		0- 0		NON-CONFERENCE		1- 0		0- 0		9- 0
9- 0	1- 0		0- 0		HOME		0- 0		0- 0		8- 0
2- 0	0- 0		0- 0		AWAY		1- 0		0- 0		1- 0
0- 0	0- 0		0- 0		NEUTRAL		0- 0		0- 0		0- 0
1- 3	0- 1		0- 0		CONFERENCE		0- 1		1- 1		0- 0
1- 1	0- 0		0- 0		HOME		0- 0		1- 1		0- 0
0- 2	0- 1		0- 0		AWAY		0- 1		0- 0		0- 0
0- 0	0- 0		0- 0		NEUTRAL		0- 0		0- 0		0- 0

RPI	S	Opponent	Score
4	H	Syracuse	72 68
25	A	Michigan St.	68 86

RPI	S	Opponent	Score
-----	---	----------	-------

RPI	S	Opponent	Score
73	A	Michigan	60 76
90	A	Boston College	77 69

RPI	S	Opponent	Score
143	H	Illinois	62 66
145	H	Wisconsin	74 56
153	A	Xavier	78 53
186	H	Rhode Island	91 71
193	H	Cornell	65 45
194	H	Air Force	67 50
227	H	San Diego	53 48
263	H	Coppin St.	84 52
290	H	Incarnate Word	75 39
306	H	New Hampshire	70 47
315	H	Ark.-Pine Bluff	84 42

LAST 12 Division I GAMES:

25	A	Michigan St.	68 86	186	H	Rhode Island	91 71
143	H	Illinois	62 66	263	H	Coppin St.	84 52
73	A	Michigan	60 76	90	A	Boston College	77 69
145	H	Wisconsin	74 56	290	H	Incarnate Word	75 39
193	H	Cornell	65 45	194	H	Air Force	67 50
315	H	Ark.-Pine Bluff	84 42	4	H	Syracuse	72 68

Average RPI	Win:	148	WON-LOST	WINNING	LAST 10	STRENGTH OF	OPP. STRENGTH	TEAM	ADJ.	CONF.	ADJ CONF.
Average RPI	Loss:	8	RECORD	PCT. RANK	GAMES	SCHEDULE	OF SCHEDULE	RPI	RPI	RPI	RPI
DIV. I ONLY		15- 1		2	9-1	54	53	12	12	6	6
DIV. I NON-CONF.		12- 1		10	0- 0	125	55	16	16	6	6

TOTALS	RPI 1-25		RPI 26-50		W-L RECORDS	RPI 51-100		RPI 101-150		RPI 150+	
15- 1	2- 1		2- 0		OVERALL	1- 0		3- 0		7- 0	
9- 0	2- 0		0- 0		HOME	1- 0		1- 0		5- 0	
6- 1	0- 1		2- 0		AWAY	0- 0		2- 0		2- 0	
0- 0	0- 0		0- 0		NEUTRAL	0- 0		0- 0		0- 0	
12- 1	1- 1		1- 0		NON-CONFERENCE	1- 0		2- 0		7- 0	
7- 0	1- 0		0- 0		HOME	1- 0		0- 0		5- 0	
5- 1	0- 1		1- 0		AWAY	0- 0		2- 0		2- 0	
0- 0	0- 0		0- 0		NEUTRAL	0- 0		0- 0		0- 0	
3- 0	1- 0		1- 0		CONFERENCE	0- 0		1- 0		0- 0	
2- 0	1- 0		0- 0		HOME	0- 0		1- 0		0- 0	
1- 0	0- 0		1- 0		AWAY	0- 0		0- 0		0- 0	
0- 0	0- 0		0- 0		NEUTRAL	0- 0		0- 0		0- 0	

RPI	S	Opponent	Score	RPI	S	Opponent	Score	RPI	S	Opponent	Score	RPI	S	Opponent	Score
8	A	Oregon	74 82	36	A	Texas	67 49	62	H	Lamar University	104 53	104	H	Georgia	80 71
16	H	Marquette	87 82	50	A	Arkansas	93 69					114	A	Washington	103 56
19	H	Kentucky	86 71									122	A	Virginia	72 44
												164	A	Little Rock	98 63
												199	H	Southeast Mo. St.	88 53
												212	H	Furman	106 41
												240	A	Southern Miss.	86 42
												263	H	Coppin St.	110 38
												289	H	Louisiana	104 36
												327	H	Jackson St.	105 38

LAST 12 Division I GAMES:															
104	H	Georgia	80 71	114	A	Washington	103 56	8	A	Oregon	74 82	240	A	Southern Miss.	86 42
19	H	Kentucky	86 71					16	H	Marquette	87 82	36	A	Texas	67 49
50	A	Arkansas	93 69					36	A	Texas	67 49	164	A	Little Rock	98 63
289	H	Louisiana	104 36												
327	H	Jackson St.	105 38												
212	H	Furman	106 41												

Non-Div I Games:

Mississippi St.

Average RPI Win:	326	WON-LOST	WINNING	LAST 10	STRENGTH OF	OPP. STRENGTH	TEAM	ADJ.	CONF.	ADJ CONF.
Average RPI Loss:	164	RECORD	PCT. RANK	GAMES	SCHEDULE	OF SCHEDULE	RPI	RPI	RPI	RPI
DIV. I ONLY	2- 10	312	2-8	138	332	255	255	28	28	
DIV. I NON-CONF.	1- 10	330	0- 0	80	340	270	270	25	25	

TOTALS	RPI 1-25	RPI 26-50	W-L RECORDS	RPI 51-100	RPI 101-150	RPI 150+				
2- 10	0- 0	0- 0	OVERALL	0- 3	0- 2	2- 5				
0- 1	0- 0	0- 0	HOME	0- 0	0- 0	0- 1				
2- 8	0- 0	0- 0	AWAY	0- 2	0- 2	2- 4				
0- 1	0- 0	0- 0	NEUTRAL	0- 1	0- 0	0- 0				
1- 10	0- 0	0- 0	NON-CONFERENCE	0- 3	0- 2	1- 5				
0- 1	0- 0	0- 0	HOME	0- 0	0- 0	0- 1				
1- 8	0- 0	0- 0	AWAY	0- 2	0- 2	1- 4				
0- 1	0- 0	0- 0	NEUTRAL	0- 1	0- 0	0- 0				
1- 0	0- 0	0- 0	CONFERENCE	0- 0	0- 0	1- 0				
0- 0	0- 0	0- 0	HOME	0- 0	0- 0	0- 0				
1- 0	0- 0	0- 0	AWAY	0- 0	0- 0	1- 0				
0- 0	0- 0	0- 0	NEUTRAL	0- 0	0- 0	0- 0				

RPI 1-25				RPI 26-50				RPI 51-100				RPI 101+				Team's RPI: 255
RPI	S	Opponent	Score	RPI	S	Opponent	Score	RPI	S	Opponent	Score	RPI	S	Opponent	Score	
								79	A	Middle Tenn.	51 101	121	A	UT Martin	51 110	
								83	A	TCU	47 96	129	A	Arkansas St.	57 60	
								99	N	Troy	54 75	166	H	North Ala.	72 86	
												176	A	Nicholls St.	47 72	
												238	A	SMU	47 62	
												240	A	Southern Miss.	60 67	
												304	A	La. -Monroe	65 72	
												315	A	Ark. -Pine Bluff	62 56	
												337	A	Austin Peay	95 89	
LAST 12 Division I GAMES:																
315	A	Ark. -Pine Bluff	62 56	304	A	La. -Monroe	65 72									
121	A	UT Martin	51 110	176	A	Nicholls St.	47 72									
166	H	North Ala.	72 86	99	N	Troy	54 75									
129	A	Arkansas St.	57 60	240	A	Southern Miss.	60 67									
238	A	SMU	47 62	79	A	Middle Tenn.	51 101									
83	A	TCU	47 96	337	A	Austin Peay	95 89									

Non-Div I Games:

Mississippi Val.

Average RPI Win:	136	WON-LOST	WINNING	LAST 10	STRENGTH OF	OPP. STRENGTH	TEAM	ADJ.	CONF.	ADJ CONF.
Average RPI Loss:	46	RECORD	PCT. RANK	GAMES	SCHEDULE	OF SCHEDULE	RPI	RPI	RPI	RPI
DIV. I ONLY	14- 3	30	9-1	63	38	27	27	6	6	
DIV. I NON-CONF.	11- 3	57	1- 0	101	47	44	44	6	6	

TOTALS	RPI 1-25	RPI 26-50	W-L RECORDS	RPI 51-100	RPI 101-150	RPI 150+				
14- 3	0- 1	3- 1	OVERALL	1- 1	4- 0	6- 0				
7- 2	0- 1	1- 1	HOME	0- 0	3- 0	3- 0				
5- 0	0- 0	1- 0	AWAY	0- 0	1- 0	3- 0				
2- 1	0- 0	1- 0	NEUTRAL	1- 1	0- 0	0- 0				
11- 3	0- 1	1- 1	NON-CONFERENCE	1- 1	4- 0	5- 0				
5- 2	0- 1	0- 1	HOME	0- 0	3- 0	2- 0				
4- 0	0- 0	0- 0	AWAY	0- 0	1- 0	3- 0				
2- 1	0- 0	1- 0	NEUTRAL	1- 1	0- 0	0- 0				
3- 0	0- 0	2- 0	CONFERENCE	0- 0	0- 0	1- 0				
2- 0	0- 0	1- 0	HOME	0- 0	0- 0	1- 0				
1- 0	0- 0	1- 0	AWAY	0- 0	0- 0	0- 0				
0- 0	0- 0	0- 0	NEUTRAL	0- 0	0- 0	0- 0				

RPI 1-25				RPI 26-50				Team's RPI: 27				RPI 51-100				RPI 101+			
RPI	S	Opponent	Score	RPI	S	Opponent	Score	RPI	S	Opponent	Score	RPI	S	Opponent	Score	RPI	S	Opponent	Score
17	H	South Dakota	61 74	30	A	Tennessee	66 64	70	N	Qui nni pi ac	65 51	123	H	Texas St.	69 50				
				35	N	Duke	62 54	73	N	Mi chi gan	54 70	129	H	Arkansas St.	70 50				
				49	H	Green Bay	49 56					143	A	Illi noi s	67 45				
				50	H	Arkansas	71 53					144	H	Missouri St.	65 61				
												156	A	West Vi rgi ni a	68 51				
												175	H	UMKC	66 59				
												195	A	Sai nt Loui s	74 62				
												216	A	Western Ill.	89 64				
												219	H	SIUE	59 36				
												222	H	Ole Mi ss	78 55				
LAST 12 Di vi si on I GAMES:																			
				35	N	Duke	62 54					222	H	Ole Mi ss	78 55				
				70	N	Qui nni pi ac	65 51					129	H	Arkansas St.	70 50				
				50	H	Arkansas	71 53					143	A	Illi noi s	67 45				
				30	A	Tennessee	66 64					123	H	Texas St.	69 50				
				175	H	UMKC	66 59					17	H	South Dakota	61 74				
				156	A	West Vi rgi ni a	68 51					195	A	Sai nt Loui s	74 62				

Non-Di v I Games:

Missouri

Average RPI Win:	202	WON-LOST	WINNING	LAST 10	STRENGTH OF	OPP. STRENGTH	TEAM	ADJ.	CONF.	ADJ CONF.
Average RPI Loss:	95	RECORD	PCT. RANK	GAMES	SCHEDULE	OF SCHEDULE	RPI	RPI	RPI	RPI
DIV. I ONLY	6- 7	188	5-5	68	147	144	144	14	14	
DIV. I NON-CONF.	4- 7	228	0- 0	31	87	126	126	13	13	

TOTALS	RPI 1-25	RPI 26-50	W-L RECORDS	RPI 51-100	RPI 101-150	RPI 150+				
6- 7	0- 3	0- 1	OVERALL	0- 0	1- 0	5- 3				
4- 2	0- 2	0- 0	HOME	0- 0	1- 0	3- 0				
0- 5	0- 1	0- 1	AWAY	0- 0	0- 0	0- 3				
2- 0	0- 0	0- 0	NEUTRAL	0- 0	0- 0	2- 0				
4- 7	0- 3	0- 1	NON-CONFERENCE	0- 0	0- 0	4- 3				
2- 2	0- 2	0- 0	HOME	0- 0	0- 0	2- 0				
0- 5	0- 1	0- 1	AWAY	0- 0	0- 0	0- 3				
2- 0	0- 0	0- 0	NEUTRAL	0- 0	0- 0	2- 0				
2- 0	0- 0	0- 0	CONFERENCE	0- 0	1- 0	1- 0				
2- 0	0- 0	0- 0	HOME	0- 0	1- 0	1- 0				
0- 0	0- 0	0- 0	AWAY	0- 0	0- 0	0- 0				
0- 0	0- 0	0- 0	NEUTRAL	0- 0	0- 0	0- 0				

RPI 1-25				RPI 26-50				RPI 51-100				RPI 101+				Team's RPI: 144
RPI	S	Opponent	Score	RPI	S	Opponent	Score	RPI	S	Opponent	Score	RPI	S	Opponent	Score	
10	H	Gonzaga	67 70	27	A	Missouri	61 65					137	H	Indiana St.	71 58	
15	A	Indiana	74 98									151	N	Louisiana Tech	82 70	
17	H	South Dakota	74 85									164	H	Little Rock	48 44	
												177	A	Santa Clara	73 77	
												178	A	North Texas	76 83	
												195	H	Ball St.	74 54	
												219	N	SIUE	68 65	
												241	A	Wichita St.	60 63	
												345	H	Evansville	88 66	

LAST 12 Division I GAMES:																
345	H	Evansville	88 66	151	N	Louisiana Tech	82 70	10	H	Gonzaga	67 70					
137	H	Indiana St.	71 58					15	A	Indiana	74 98					
164	H	Little Rock	48 44					17	H	South Dakota	74 85					
219	N	SIUE	68 65					178	A	North Texas	76 83					
195	H	Ball St.	74 54					177	A	Santa Clara	73 77					
27	A	Missouri	61 65													

Non-Div I Games:

Missouri St.

Average RPI	Win:	253	WON-LOST	WINNING	LAST 10	STRENGTH OF	OPP. STRENGTH	TEAM	ADJ.	CONF.	ADJ CONF.
Average RPI	Loss:	175	RECORD	PCT. RANK	GAMES	SCHEDULE	OF SCHEDULE	RPI	RPI	RPI	RPI
DIV. I ONLY		5- 8		228	5-5	255	257	250	250	27	27
DIV. I NON-CONF.		4- 7		228	0- 0	196	260	241	241	28	28

TOTALS	RPI 1-25		RPI 26-50		W-L RECORDS	RPI 51-100		RPI 101-150		RPI 150+	
5- 8	0- 0		0- 0		OVERALL	0- 3		0- 1		5- 4	
2- 4	0- 0		0- 0		HOME	0- 2		0- 0		2- 2	
3- 4	0- 0		0- 0		AWAY	0- 1		0- 1		3- 2	
0- 0	0- 0		0- 0		NEUTRAL	0- 0		0- 0		0- 0	
4- 7	0- 0		0- 0		NON-CONFERENCE	0- 3		0- 1		4- 3	
2- 3	0- 0		0- 0		HOME	0- 2		0- 0		2- 1	
2- 4	0- 0		0- 0		AWAY	0- 1		0- 1		2- 2	
0- 0	0- 0		0- 0		NEUTRAL	0- 0		0- 0		0- 0	
1- 1	0- 0		0- 0		CONFERENCE	0- 0		0- 0		1- 1	
0- 1	0- 0		0- 0		HOME	0- 0		0- 0		0- 1	
1- 0	0- 0		0- 0		AWAY	0- 0		0- 0		1- 0	
0- 0	0- 0		0- 0		NEUTRAL	0- 0		0- 0		0- 0	

RPI 1-25				RPI 26-50				RPI 51-100				RPI 101+ Team's RPI: 250			
RPI	S	Opponent	Score	RPI	S	Opponent	Score	RPI	S	Opponent	Score	RPI	S	Opponent	Score
								65	H	Bucknell	32 70	108	A	Lehigh	48 63
								74	A	Virginia Tech	49 82	180	A	East Carolina	67 73
								95	H	Princeton	47 79	198	A	George Washington	55 51
												232	A	Sacred Heart	55 50
												234	H	Navy	68 67
												235	H	Rider	43 55
												299	H	Albany (NY)	64 56
												301	A	Iona	55 38
												317	H	Loyola Maryland	67 75
												329	A	Lafayette	69 73
LAST 12 Division I GAMES:															
235	H	Rider	43 55	95	H	Princeton	47 79								
301	A	Iona	55 38	329	A	Lafayette	69 73								
317	H	Loyola Maryland	67 75	198	A	George Washington	55 51								
234	H	Navy	68 67	232	A	Sacred Heart	55 50								
108	A	Lehigh	48 63	299	H	Albany (NY)	64 56								
180	A	East Carolina	67 73	74	A	Virginia Tech	49 82								

Non-Div I Games:

Monmouth

Average RPI Win: 202 WON-LOST WINNING LAST 10
Average RPI Loss: 87 RECORD PCT. RANK GAMES STRENGTH OF OPP. STRENGTH TEAM ADJ. CONF. ADJ CONF.
SCHEDULE OF SCHEDULE RPI RPI RPI RPI

DIV. I ONLY	7- 6	146	6-4	109	104	124	124	13	13
DIV. I NON-CONF.	4- 4	162	1- 0	26	99	60	60	11	11
TOTALS	RPI 1-25	RPI 26-50	W-L RECORDS	RPI 51-100	RPI 101-150	RPI 150+			
7- 6	0- 2	0- 0	OVERALL	1- 1	1- 2	5- 1			
4- 2	0- 1	0- 0	HOME	1- 0	1- 0	2- 1			
2- 4	0- 1	0- 0	AWAY	0- 1	0- 2	2- 0			
1- 0	0- 0	0- 0	NEUTRAL	0- 0	0- 0	1- 0			
4- 4	0- 2	0- 0	NON-CONFERENCE	1- 1	1- 1	2- 0			
2- 1	0- 1	0- 0	HOME	1- 0	1- 0	0- 0			
1- 3	0- 1	0- 0	AWAY	0- 1	0- 1	1- 0			
1- 0	0- 0	0- 0	NEUTRAL	0- 0	0- 0	1- 0			
3- 2	0- 0	0- 0	CONFERENCE	0- 0	0- 1	3- 1			
2- 1	0- 0	0- 0	HOME	0- 0	0- 0	2- 1			
1- 1	0- 0	0- 0	AWAY	0- 0	0- 1	1- 0			
0- 0	0- 0	0- 0	NEUTRAL	0- 0	0- 0	0- 0			

RPI	S	Opponent	Score	RPI	S	Opponent	Score	RPI	S	Opponent	Score	RPI	S	Opponent	Score	Team's RPI: 124
10	A	Gonzaga	52 76					59	A	Arizona	51 100	101	H	UC Davis	62 56	
17	H	South Dakota	41 64					92	H	Northern Ill.	86 70	114	A	Washington	54 69	
												127	A	Portland St.	60 78	
												197	H	Eastern Wash.	62 68	
												209	H	Northern Ariz.	78 62	
												220	N	Saint Francis (PA)	79 77	
												225	H	Southern Utah	79 57	
												244	A	Sacramento St.	88 86	
												325	A	Grand Canyon	69 47	
LAST 12 Division I GAMES:																
220	N	Saint Francis (PA)	79 77	244	A	Sacramento St.	88 86									
101	H	UC Davis	62 56	225	H	Southern Utah	79 57									
197	H	Eastern Wash.	62 68	209	H	Northern Ariz.	78 62									
127	A	Portland St.	60 78	114	A	Washington	54 69									
92	H	Northern Ill.	86 70	325	A	Grand Canyon	69 47									
17	H	South Dakota	41 64	59	A	Arizona	51 100									

Non-Div I Games: Providence (MT) 90 45

Montana

Average RPI Loss: 65

DIV. I ONLY	7-7	167	5-5	115	79	135	135	13	13
DIV. I NON-CONF.	4-5	190	1-0	77	50	108	108	11	11
TOTALS	RPI 1-25	RPI 26-50	W-L RECORDS	RPI 51-100	RPI 101-150	RPI 150+			
7-7	0-1	0-2	OVERALL	0-2	1-2	6-0			
4-2	0-0	0-1	HOME	0-0	0-1	4-0			
2-5	0-1	0-1	AWAY	0-2	1-1	1-0			
1-0	0-0	0-0	NEUTRAL	0-0	0-0	1-0			
4-5	0-1	0-2	NON-CONFERENCE	0-2	1-0	3-0			
2-1	0-0	0-1	HOME	0-0	0-0	2-0			
1-4	0-1	0-1	AWAY	0-2	1-0	0-0			
1-0	0-0	0-0	NEUTRAL	0-0	0-0	1-0			
3-2	0-0	0-0	CONFERENCE	0-0	0-2	3-0			
2-1	0-0	0-0	HOME	0-0	0-1	2-0			
1-1	0-0	0-0	AWAY	0-0	0-1	1-0			
0-0	0-0	0-0	NEUTRAL	0-0	0-0	0-0			

RPI 1-25				RPI 26-50				RPI 51-100				RPI 101+ Team's RPI: 135			
RPI	S	Opponent	Score	RPI	S	Opponent	Score	RPI	S	Opponent	Score	RPI	S	Opponent	Score
16	A	Marquette	52 100	31	H	South Dakota St.	67 88	55	A	SFA	53 60	105	H	Idaho	66 82
				40	A	Wyomi ng	58 66	83	A	TCU	49 71	123	A	Texas St.	67 59
												127	A	Portland St.	53 55
												207	N	Del aware	69 60
												209	H	Northern Ari z.	80 70
												211	H	Long Beach St.	85 62
												225	H	Southern Utah	69 64
												244	A	Sacramento St.	69 53
												298	H	Omaha	59 56
LAST 12 Division I GAMES:															
123	A	Texas St.	67 59	209	H	Northern Ari z.	80 70								
105	H	Idaho	66 82	225	H	Southern Utah	69 64								
244	A	Sacramento St.	69 53	31	H	South Dakota St.	67 88								
127	A	Portland St.	53 55	298	H	Omaha	59 56								
211	H	Long Beach St.	85 62	83	A	TCU	49 71								
40	A	Wyomi ng	58 66	55	A	SFA	53 60								

Montana St.

Average RPI Win:	280	WON-LOST	WINNING	LAST 10	STRENGTH OF	OPP. STRENGTH	TEAM	ADJ.	CONF.	ADJ CONF.
Average RPI Loss:	150	RECORD	PCT. RANK	GAMES	SCHEDULE	OF SCHEDULE	RPI	RPI	RPI	RPI
DIV. I ONLY	8- 6	131	5-5	299	289	190	190	21	21	
DIV. I NON-CONF.	7- 4	109	0- 0	292	294	190	190	20	20	
<hr/>										
TOTALS	RPI 1-25	RPI 26-50	W-L RECORDS	RPI 51-100	RPI 101-150	RPI 150+				
8- 6	0- 2	0- 1	OVERALL	0- 0	0- 0	8- 3				
4- 1	0- 0	0- 0	HOME	0- 0	0- 0	4- 1				
4- 5	0- 2	0- 1	AWAY	0- 0	0- 0	4- 2				
0- 0	0- 0	0- 0	NEUTRAL	0- 0	0- 0	0- 0				
7- 4	0- 2	0- 0	NON-CONFERENCE	0- 0	0- 0	7- 2				
4- 1	0- 0	0- 0	HOME	0- 0	0- 0	4- 1				
3- 3	0- 2	0- 0	AWAY	0- 0	0- 0	3- 1				
0- 0	0- 0	0- 0	NEUTRAL	0- 0	0- 0	0- 0				
1- 2	0- 0	0- 1	CONFERENCE	0- 0	0- 0	1- 1				
0- 0	0- 0	0- 0	HOME	0- 0	0- 0	0- 0				
1- 2	0- 0	0- 1	AWAY	0- 0	0- 0	1- 1				
0- 0	0- 0	0- 0	NEUTRAL	0- 0	0- 0	0- 0				

RPI 1-25				RPI 26-50				RPI 51-100				RPI 101+				Team's RPI: 190
RPI	S	Opponent	Score	RPI	S	Opponent	Score	RPI	S	Opponent	Score	RPI	S	Opponent	Score	
6	A	Bayl or	58 96	43	A	Bel mont	50 77					155	A	Radford	79 72	
19	A	Kentucky	57 87									213	A	Gardner-Webb	84 69	
												220	A	Saint Francis (PA)	83 89	
												269	A	Murray St.	83 61	
												275	H	St. Francis Brooklyn	94 101	
												282	A	N. C. A&T	72 67	
												316	H	Valparaiso	68 62	
												324	H	Lipscomb	79 44	
												337	A	Austin Peay	80 81	
												338	H	Chicago St.	104 68	
												345	H	Evansville	85 63	
<hr/>																
LAST 12 Division I GAMES:																
				43	A	Belmont	50 77	220	A	Saint Francis (PA)	83 89					
				337	A	Austin Peay	80 81	155	A	Radford	79 72					
				269	A	Murray St.	83 61	6	A	Bayl or	58 96					
				324	H	Lipscomb	79 44	345	H	Evansville	85 63					
				338	H	Chicago St.	104 68	19	A	Kentucky	57 87					
				316	H	Valparaiso	68 62	275	H	St. Francis Brooklyn	94 101					

Non-Div I Games: Alice Lloyd 121 56 Ky. Christian 119 28

Morehead St.

Average RPI Win:	322	WON-LOST	WINNING	LAST 10	STRENGTH OF	OPP. STRENGTH	TEAM	ADJ.	CONF.	ADJ CONF.
Average RPI Loss:	162	RECORD	PCT. RANK	GAMES	SCHEDULE	OF SCHEDULE	RPI	RPI	RPI	RPI
DIV. I ONLY	2- 12	321	2-8	258	234	331	331	32	32	
DIV. I NON-CONF.	1- 11	335	0- 1	186	190	329	329	32	32	

TOTALS	RPI 1-25	RPI 26-50	W-L RECORDS	RPI 51-100	RPI 101-150	RPI 150+				
2- 12	0- 0	0- 1	OVERALL	0- 3	0- 2	2- 6				
2- 3	0- 0	0- 0	HOME	0- 0	0- 0	2- 3				
0- 6	0- 0	0- 0	AWAY	0- 3	0- 1	0- 2				
0- 3	0- 0	0- 1	NEUTRAL	0- 0	0- 1	0- 1				
1- 11	0- 0	0- 1	NON-CONFERENCE	0- 3	0- 2	1- 5				
1- 2	0- 0	0- 0	HOME	0- 0	0- 0	1- 2				
0- 6	0- 0	0- 0	AWAY	0- 3	0- 1	0- 2				
0- 3	0- 0	0- 1	NEUTRAL	0- 0	0- 1	0- 1				
1- 1	0- 0	0- 0	CONFERENCE	0- 0	0- 0	1- 1				
1- 1	0- 0	0- 0	HOME	0- 0	0- 0	1- 1				
0- 0	0- 0	0- 0	AWAY	0- 0	0- 0	0- 0				
0- 0	0- 0	0- 0	NEUTRAL	0- 0	0- 0	0- 0				

RPI	S	Opponent	Score	RPI	S	Opponent	Score	RPI	S	Opponent	Score	RPI	S	Opponent	Score	Team's RPI: 331
29	N	Maryland	44 68	55	A	SFA	42 69	104	N	Georgia	33 60	111	A	Western Ky.	43 90	
				73	A	Michigan	47 70	156	A	West Virginia	37 72	200	H	UMES	68 73	
				93	A	Hartford	59 80	245	N	Niagara	57 67	276	H	Central Conn. St.	36 60	
								288	H	UMBC	68 73	296	H	UMass Lowell	61 49	
								318	A	FIU	50 59	347	H	Savannah St.	63 47	

LAST 12 Division I GAMES:																
245	N	Niagara	57 67	288	H	UMBC	68 73	156	A	West Virginia	37 72	73	A	Michigan	47 70	
347	H	Savannah St.	63 47	50	A	FIU	50 59	111	A	Western Ky.	43 90	276	H	Central Conn. St.	36 60	
200	H	UMES	68 73	104	N	Georgia	33 60									
296	H	UMass Lowell	61 49													
29	N	Maryland	44 68													
104	N	Georgia	33 60													

Non-Div I Games: Washington Adventist 60 43 Lincoln (PA) 46 51

Morgan St.

Mt. St. Mary's										Through Games Of Jan. 10, 2019														
Average RPI Win:		218		WON-LOST		WINNING		LAST 10		STRENGTH OF		OPP. STRENGTH		TEAM		ADJ.		CONF.						
Average RPI Loss:		178		RECORD		PCT. RANK		GAMES		SCHEDULE		OF SCHEDULE		RPI		RPI		RPI						
DIV. I ONLY		5- 7		214		5-5		261		265		205		205		31		31						
DIV. I NON-CONF.		5- 5		162		0- 0		210		267		174		174		31		31						

TOTALS		RPI 1-25		RPI 26-50		W-L RECORDS		RPI 51-100		RPI 101-150		RPI 150+												
5- 7		0- 0		0- 0		OVERALL		0- 2		1- 1		4- 4												
2- 1		0- 0		0- 0		HOME		0- 0		1- 0		1- 1												
3- 6		0- 0		0- 0		AWAY		0- 2		0- 1		3- 3												
0- 0		0- 0		0- 0		NEUTRAL		0- 0		0- 0		0- 0												
5- 5		0- 0		0- 0		NON-CONFERENCE		0- 2		1- 1		4- 2												
2- 1		0- 0		0- 0		HOME		0- 0		1- 0		1- 1												
3- 4		0- 0		0- 0		AWAY		0- 2		0- 1		3- 1												
0- 0		0- 0		0- 0		NEUTRAL		0- 0		0- 0		0- 0												
0- 2		0- 0		0- 0		CONFERENCE		0- 0		0- 0		0- 2												
0- 0		0- 0		0- 0		HOME		0- 0		0- 0		0- 0												
0- 2		0- 0		0- 0		AWAY		0- 0		0- 0		0- 2												
0- 0		0- 0		0- 0		NEUTRAL		0- 0		0- 0		0- 0												

RPI 1-25					RPI 26-50					RPI 51-100					RPI 101+					Team's RPI: 205				
RPI	S	Opponent	Score		RPI	S	Opponent	Score		RPI	S	Opponent	Score		RPI	S	Opponent	Score						
										73	A	Michigan	40	88	119	H	Towson	87	78					
										74	A	Virginia Tech	51	83	148	A	Duquesne	64	73					
															155	H	Radford	89	77					
															200	H	UMES	73	86					
															213	A	Gardner-Webb	69	62					
															220	A	Saint Francis (PA)	66	68					
															235	A	Rider	67	85					
															288	A	UMBC	65	52					
															297	A	Robert Morris	58	70					
															317	A	Loyola Maryland	77	67					

										Team's RPI: 205														

Average RPI Win:	332	WON-LOST	WINNING	LAST 10	STRENGTH OF	OPP. STRENGTH	TEAM	ADJ.	CONF.	ADJ CONF.
Average RPI Loss:	118	RECORD	PCT. RANK	GAMES	SCHEDULE	OF SCHEDULE	RPI	RPI	RPI	RPI

DIV. I ONLY	3- 9	284	2-8	144	224	269	269	21	21
DIV. I NON-CONF.	2- 7	288	0- 0	93	196	255	255	20	20

TOTALS	RPI 1-25	RPI 26-50	W-L RECORDS	RPI 51-100	RPI 101-150	RPI 150+			
3- 9	0- 2	0- 1	OVERALL	0- 0	0- 3	3- 3			
3- 3	0- 0	0- 0	HOME	0- 0	0- 0	3- 3			
0- 6	0- 2	0- 1	AWAY	0- 0	0- 3	0- 0			
0- 0	0- 0	0- 0	NEUTRAL	0- 0	0- 0	0- 0			
2- 7	0- 2	0- 1	NON-CONFERENCE	0- 0	0- 2	2- 2			
2- 2	0- 0	0- 0	HOME	0- 0	0- 0	2- 2			
0- 5	0- 2	0- 1	AWAY	0- 0	0- 2	0- 0			
0- 0	0- 0	0- 0	NEUTRAL	0- 0	0- 0	0- 0			
1- 2	0- 0	0- 0	CONFERENCE	0- 0	0- 1	1- 1			
1- 1	0- 0	0- 0	HOME	0- 0	0- 0	1- 1			
0- 1	0- 0	0- 0	AWAY	0- 0	0- 1	0- 0			
0- 0	0- 0	0- 0	NEUTRAL	0- 0	0- 0	0- 0			

RPI 1-25				RPI 26-50				RPI 51-100				RPI 101+ Team's RPI: 269			
RPI	S	Opponent	Score	RPI	S	Opponent	Score	RPI	S	Opponent	Score	RPI	S	Opponent	Score
18	A	Butler	65 86	30	A	Tennessee	77 98					121	A	UT Martin	67 75
19	A	Kentucky	49 88									129	A	Arkansas St.	63 74
												143	A	Illinois	52 84
												152	H	Southern Ill.	59 65
												190	H	Morehead St.	61 83
												262	H	Alabama A&M	53 59
												324	H	Lipscomb	97 61
												326	H	Eastern Ky.	81 63
												345	H	Evansville	81 53

LAST 12 Division I GAMES:															
121	A	UT Martin	67 75	19	A	Kentucky	49 88								
326	H	Eastern Ky.	81 63	152	H	Southern Ill.	59 65								
190	H	Morehead St.	61 83	143	A	Illinois	52 84								
30	A	Tennessee	77 98	262	H	Alabama A&M	53 59								
18	A	Butler	65 86	129	A	Arkansas St.	63 74								
345	H	Evansville	81 53	324	H	Lipscomb	97 61								

Non-Div I Games: Oakland City 113 55 Bethel (TN) 86 50 Murray St.

N
•
C
•
A
&
T

N
•
C
•
A
&
T

N. C. A&T

Page 182

Average RPI Win:	286	WON-LOST	WINNING	LAST 10	STRENGTH OF	OPP. STRENGTH	TEAM	ADJ.	CONF.	ADJ CONF.
Average RPI Loss:	210	RECORD	PCT. RANK	GAMES	SCHEDULE	OF SCHEDULE	RPI	RPI	RPI	RPI
DIV. I ONLY	2- 11	316	3-7	307	322	343	343	32	32	
DIV. I NON-CONF.	2- 10	311	0- 0	302	304	344	344	32	32	

TOTALS	RPI 1-25	RPI 26-50	W-L RECORDS	RPI 51-100	RPI 101-150	RPI 150+				
2- 11	0- 1	0- 0	OVERALL	0- 0	0- 0	2- 10				
2- 5	0- 0	0- 0	HOME	0- 0	0- 0	2- 5				
0- 5	0- 1	0- 0	AWAY	0- 0	0- 0	0- 4				
0- 1	0- 0	0- 0	NEUTRAL	0- 0	0- 0	0- 1				
2- 10	0- 1	0- 0	NON-CONFERENCE	0- 0	0- 0	2- 9				
2- 4	0- 0	0- 0	HOME	0- 0	0- 0	2- 4				
0- 5	0- 1	0- 0	AWAY	0- 0	0- 0	0- 4				
0- 1	0- 0	0- 0	NEUTRAL	0- 0	0- 0	0- 1				
0- 1	0- 0	0- 0	CONFERENCE	0- 0	0- 0	0- 1				
0- 1	0- 0	0- 0	HOME	0- 0	0- 0	0- 1				
0- 0	0- 0	0- 0	AWAY	0- 0	0- 0	0- 0				
0- 0	0- 0	0- 0	NEUTRAL	0- 0	0- 0	0- 0				

RPI 1-25				RPI 26-50				RPI 51-100				RPI 101+ Team's RPI: 343			
RPI	S	Opponent	Score	RPI	S	Opponent	Score	RPI	S	Opponent	Score	RPI	S	Opponent	Score
14	A	Iowa	39 106									161	H	UNCW	82 89
												182	H	Elon	54 83
												184	A	High Point	69 80
												191	A	Georgia St.	54 65
												201	H	Coastal Caro.	66 89
												217	H	Bethune-Cookman	50 67
												251	H	Wofford	66 59
												265	N	Kennesaw St.	54 78
												293	H	USC Upstate	63 82
												294	A	Memphis	56 77
												310	A	Winthrop	41 66
												321	H	UNC Greensboro	66 57
LAST 12 Division I GAMES:															
217	H	Bethune-Cookman	50 67	251	H	Wofford	66 59								
294	A	Memphis	56 77	321	H	UNC Greensboro	66 57								
265	N	Kennesaw St.	54 78	201	H	Coastal Caro.	66 89								
191	A	Georgia St.	54 65	293	H	USC Upstate	63 82								
310	A	Winthrop	41 66	161	H	UNCW	82 89								
182	H	Elon	54 83	14	A	Iowa	39 106								

Non-Div I Games: Johnson & Wales (NC) 43 Wilberforce 55 49

N. C. Central

N
C
S
t
a
t
e

NC State					Through Games Of Jan. 10, 2019										
Average RPI	Win:	106	WON-LOST	WINNING	LAST 10	STRENGTH OF	OPP. STRENGTH	TEAM	ADJ.	CONF.	ADJ CONF.				
Average RPI	Loss:	0	RECORD	PCT. RANK	GAMES	SCHEDULE	OF SCHEDULE	RPI	RPI	RPI	RPI				
DIV. I ONLY			16- 0	1	10-0	43	14	9	9	1	1				
DIV. I NON-CONF.			13- 0	1	0- 0	61	25	9	9	1	1				

TOTALS		RPI 1-25	RPI 26-50		W-L RECORDS		RPI 51-100	RPI 101-150	RPI 150+						
16- 0		1- 0	2- 0		OVERALL		7- 0	1- 0	5- 0						
11- 0		0- 0	2- 0		HOME		5- 0	0- 0	4- 0						
3- 0		0- 0	0- 0		AWAY		2- 0	1- 0	0- 0						
2- 0		1- 0	0- 0		NEUTRAL		0- 0	0- 0	1- 0						
13- 0		1- 0	1- 0		NON-CONFERENCE		5- 0	1- 0	5- 0						
9- 0		0- 0	1- 0		HOME		4- 0	0- 0	4- 0						
2- 0		0- 0	0- 0		AWAY		1- 0	1- 0	0- 0						
2- 0		1- 0	0- 0		NEUTRAL		0- 0	0- 0	1- 0						
3- 0		0- 0	1- 0		CONFERENCE		2- 0	0- 0	0- 0						
2- 0		0- 0	1- 0		HOME		1- 0	0- 0	0- 0						
1- 0		0- 0	0- 0		AWAY		1- 0	0- 0	0- 0						
0- 0		0- 0	0- 0		NEUTRAL		0- 0	0- 0	0- 0						

RPI 1-25			Team's RPI: 9			RPI 26-50			RPI 51-100			RPI 101+			
RPI	S	Opponent	Score	RPI	S	Opponent	Score	RPI	S	Opponent	Score	RPI	S	Opponent	Score
25	N	Michigan St.	78 74	35	H	Duke	63 51	67	H	Old Domini on	85 56	120	A	Chattanooga	78 58
				43	H	Bel mont	77 62	73	H	Mi chi gan	66 55	155	H	Radford	75 58
								76	H	Pi ttsburgh	63 34	158	H	Davi dson	75 45
								81	H	Maine	84 46	179	H	Vanderbi l t	74 54
								87	A	Georgetown	76 65	198	N	George Washi ngton	69 61
								90	A	Boston Colle ge	85 69	214	H	Hampton	83 51
								96	H	Kent St.	78 61				

LAST 12 Di vi si on I GAMES:															
76	H	Pittsburgh	63 34	120	A	Chattanooga	78 58	81	H	Maine	84 46				
90	A	Boston College	85 69	87	A	Georgetown	76 65	214	H	Hampton	83 51				
35	H	Duke	63 51	67	H	Old Domini on	85 56	73	H	Mi chi gan	66 55				
158	H	Davi dson	75 45												
198	N	George Washington	69 61												
25	N	Mi chi gan St.	78 74												

N
C
S
t
a
t
e

Non-Di v I Games:

NC State

Average RPI Win:	300	WON-LOST	WINNING	LAST 10	STRENGTH OF	OPP. STRENGTH	TEAM	ADJ.	CONF.	ADJ CONF.
Average RPI Loss:	205	RECORD	PCT. RANK	GAMES	SCHEDULE	OF SCHEDULE	RPI	RPI	RPI	RPI
DIV. I ONLY	4- 10	267	4-6	318	328	319	319	26	26	
DIV. I NON-CONF.	3- 10	278	0- 0	303	333	332	332	27	27	

TOTALS	RPI 1-25	RPI 26-50	W-L RECORDS	RPI 51-100	RPI 101-150	RPI 150+				
4- 10	0- 0	0- 0	OVERALL	0- 3	0- 0	4- 7				
2- 4	0- 0	0- 0	HOME	0- 2	0- 0	2- 2				
2- 6	0- 0	0- 0	AWAY	0- 1	0- 0	2- 5				
0- 0	0- 0	0- 0	NEUTRAL	0- 0	0- 0	0- 0				
3- 10	0- 0	0- 0	NON-CONFERENCE	0- 3	0- 0	3- 7				
1- 4	0- 0	0- 0	HOME	0- 2	0- 0	1- 2				
2- 6	0- 0	0- 0	AWAY	0- 1	0- 0	2- 5				
0- 0	0- 0	0- 0	NEUTRAL	0- 0	0- 0	0- 0				
1- 0	0- 0	0- 0	CONFERENCE	0- 0	0- 0	1- 0				
1- 0	0- 0	0- 0	HOME	0- 0	0- 0	1- 0				
0- 0	0- 0	0- 0	AWAY	0- 0	0- 0	0- 0				
0- 0	0- 0	0- 0	NEUTRAL	0- 0	0- 0	0- 0				

RPI 1-25				RPI 26-50				RPI 51-100				RPI 101+ Team's RPI: 319					
RPI	S	Opponent	Score	RPI	S	Opponent	Score	RPI	S	Opponent	Score	RPI	S	Opponent	Score		
								80	A	Penn	42	85	156	A	West Virginia	50	95
								93	H	Hartford	53	84	199	H	Southeast Mo. St.	58	68
								96	H	Kent St.	40	57	226	A	Howard	57	77
													235	A	Rider	46	67
													260	A	Colgate	71	53
													265	H	Kennesaw St.	66	60
													307	H	Vermont	63	71
													309	A	Saint Peter's	57	70
													323	H	Western Caro.	79	71
													349	A	Fairleigh Dickinson	43	64
													350	A	LIU Brooklyn	72	51
LAST 12 Division I GAMES:																	
				265	H	Kennesaw St.	66	60					350	A	LIU Brooklyn	72	51
				93	H	Hartford	53	84					307	H	Vermont	63	71
				96	H	Kent St.	40	57					235	A	Rider	46	67
				260	A	Colgate	71	53					199	H	Southeast Mo. St.	58	68
				80	A	Penn	42	85					323	H	Western Caro.	79	71
				156	A	West Virginia	50	95					349	A	Fairleigh Dickinson	43	64

Non-Div I Games:

NJIT

Average RPI Win:	263	WON-LOST	WINNING	LAST 10	STRENGTH OF	OPP. STRENGTH	TEAM	ADJ.	CONF.	ADJ CONF.
Average RPI Loss:	156	RECORD	PCT. RANK	GAMES	SCHEDULE	OF SCHEDULE	RPI	RPI	RPI	RPI
DIV. I ONLY	5- 7	214	5-5	247	228	234	234	22	22	
DIV. I NON-CONF.	4- 5	190	0- 0	225	276	216	216	23	23	

TOTALS	RPI 1-25	RPI 26-50	W-L RECORDS	RPI 51-100	RPI 101-150	RPI 150+				
5- 7	0- 0	0- 0	OVERALL	0- 2	0- 3	5- 2				
2- 4	0- 0	0- 0	HOME	0- 1	0- 3	2- 0				
3- 3	0- 0	0- 0	AWAY	0- 1	0- 0	3- 2				
0- 0	0- 0	0- 0	NEUTRAL	0- 0	0- 0	0- 0				
4- 5	0- 0	0- 0	NON-CONFERENCE	0- 2	0- 1	4- 2				
2- 2	0- 0	0- 0	HOME	0- 1	0- 1	2- 0				
2- 3	0- 0	0- 0	AWAY	0- 1	0- 0	2- 2				
0- 0	0- 0	0- 0	NEUTRAL	0- 0	0- 0	0- 0				
1- 2	0- 0	0- 0	CONFERENCE	0- 0	0- 2	1- 0				
0- 2	0- 0	0- 0	HOME	0- 0	0- 2	0- 0				
1- 0	0- 0	0- 0	AWAY	0- 0	0- 0	1- 0				
0- 0	0- 0	0- 0	NEUTRAL	0- 0	0- 0	0- 0				

RPI 1-25				RPI 26-50				RPI 51-100				RPI 101+ Team's RPI: 234					
RPI	S	Opponent	Score	RPI	S	Opponent	Score	RPI	S	Opponent	Score	RPI	S	Opponent	Score		
								80	H	Penn	61	65	108	H	Lehi gh	38	56
								88	A	Col orado	43	59	112	H	Marist	48	72
													149	H	Ameri can	45	58
													194	A	Air Force	54	47
													235	A	Rider	66	60
													250	A	Monmouth	67	68
													282	H	N. C. A&T	72	49
													287	H	Saint Joseph's	49	48
													302	A	Norfol k St.	58	65
													317	A	Loyol a Maryl and	58	46
LAST 12 Division I GAMES:																	
				149	H	Ameri can	45	58	250	A	Monmouth	67	68				
				108	H	Lehi gh	38	56	88	A	Col orado	43	59				
				317	A	Loyol a Maryl and	58	46	194	A	Air Force	54	47				
				287	H	Saint Joseph's	49	48	235	A	Rider	66	60				
				302	A	Norfol k St.	58	65	282	H	N. C. A&T	72	49				
				112	H	Marist	48	72	80	H	Penn	61	65				

Non-Div I Games: Catholic 81 36

Navy

Average RPI Win:	169	WON-LOST	WINNING	LAST 10	STRENGTH OF	OPP. STRENGTH	TEAM	ADJ.	CONF.	ADJ CONF.
Average RPI Loss:	41	RECORD	PCT. RANK	GAMES	SCHEDULE	OF SCHEDULE	RPI	RPI	RPI	RPI
DIV. I ONLY	7- 8	181	5-5	31	21	91	91	4	4	
DIV. I NON-CONF.	5- 6	177	0- 0	74	23	118	118	4	4	

TOTALS	RPI 1-25	RPI 26-50	W-L RECORDS	RPI 51-100	RPI 101-150	RPI 150+				
7- 8	0- 3	0- 3	OVERALL	2- 2	1- 0	4- 0				
5- 2	0- 1	0- 1	HOME	2- 0	0- 0	3- 0				
1- 6	0- 2	0- 2	AWAY	0- 2	1- 0	0- 0				
1- 0	0- 0	0- 0	NEUTRAL	0- 0	0- 0	1- 0				
5- 6	0- 2	0- 2	NON-CONFERENCE	1- 2	0- 0	4- 0				
4- 1	0- 1	0- 0	HOME	1- 0	0- 0	3- 0				
0- 5	0- 1	0- 2	AWAY	0- 2	0- 0	0- 0				
1- 0	0- 0	0- 0	NEUTRAL	0- 0	0- 0	1- 0				
2- 2	0- 1	0- 1	CONFERENCE	1- 0	1- 0	0- 0				
1- 1	0- 0	0- 1	HOME	1- 0	0- 0	0- 0				
1- 1	0- 1	0- 0	AWAY	0- 0	1- 0	0- 0				
0- 0	0- 0	0- 0	NEUTRAL	0- 0	0- 0	0- 0				

RPI 1-25				RPI 26-50				RPI 51-100				RPI 101+			
RPI	S	Opponent	Score	RPI	S	Opponent	Score	RPI	S	Opponent	Score	RPI	S	Opponent	Score
7	A	Louisville	68 85	29	H	Maryland	63 81	61	H	Kansas	58 52	133	A	Ohio St.	78 69
11	H	Drake	77 83	34	A	Miami (FL)	68 82	73	H	Michigan	70 56	154	H	Denver	96 71
14	A	Iowa	71 77	50	A	Arkansas	80 84	82	A	Creighton	65 74	155	N	Radford	77 39
								98	A	Washington St.	84 87	293	H	USC Upstate	87 64
												312	H	San Jose St.	96 63

LAST 12 Division I GAMES:															
29	H	Maryland	63 81	50	A	Arkansas	80 84	154	H	Denver	96 71	312	H	San Jose St.	96 63
14	A	Iowa	71 77	154	H	Denver	96 71	61	H	Kansas	58 52	61	H	Kansas	58 52
133	A	Ohio St.	78 69	312	H	San Jose St.	96 63	82	A	Creighton	65 74	82	A	Creighton	65 74
73	H	Michigan	70 56	61	H	Kansas	58 52	7	A	Louisville	68 85	7	A	Louisville	68 85
155	N	Radford	77 39	82	A	Creighton	65 74								
34	A	Miami (FL)	68 82	7	A	Louisville	68 85								

Non-Div I Games:

Nebraska

Average RPI Win: 284
Average RPI Loss: 100

WON-LOST
RECORD

WINNING
PCT. RANK

LAST 10
GAMES

STRENGTH OF
SCHEDULE

OPP. STRENGTH
OF SCHEDULE

TEAM
RPI

ADJ.
RPI

CONF.
RPI

ADJ CONF.
RPI

DIV. I ONLY	4- 9	254	4-6	155	155	237	237	11	11
DIV. I NON-CONF.	3- 7	256	0- 1	134	152	251	251	10	10
TOTALS	RPI 1-25	RPI 26-50	W-L RECORDS	RPI 51-100	RPI 101-150	RPI 150+			
4- 9	0- 0	0- 1	OVERALL	0- 4	0- 3	4- 1			
2- 5	0- 0	0- 1	HOME	0- 3	0- 1	2- 0			
2- 2	0- 0	0- 0	AWAY	0- 0	0- 1	2- 1			
0- 2	0- 0	0- 0	NEUTRAL	0- 1	0- 1	0- 0			
3- 7	0- 0	0- 1	NON-CONFERENCE	0- 3	0- 2	3- 1			
2- 4	0- 0	0- 1	HOME	0- 2	0- 1	2- 0			
1- 1	0- 0	0- 0	AWAY	0- 0	0- 0	1- 1			
0- 2	0- 0	0- 0	NEUTRAL	0- 1	0- 1	0- 0			
1- 2	0- 0	0- 0	CONFERENCE	0- 1	0- 1	1- 0			
0- 1	0- 0	0- 0	HOME	0- 1	0- 0	0- 0			
1- 1	0- 0	0- 0	AWAY	0- 0	0- 1	1- 0			
0- 0	0- 0	0- 0	NEUTRAL	0- 0	0- 0	0- 0			

RPI 1-25				RPI 26-50				RPI 51-100				RPI 101+ Team's RPI: 237			
RPI	S	Opponent	Score	RPI	S	Opponent	Score	RPI	S	Opponent	Score	RPI	S	Opponent	Score
				46	H	Southern Cal i forni a	51 72	52	H	Utah	52 74	101	N	UC Davi s	68 84
								53	H	New Mexico	64 66	141	H	Texas Tech	67 86
								88	H	Colorado	52 65	150	A	Utah St.	76 79
								92	N	Northern Ill.	69 98	177	A	Santa Clara	48 56
												211	A	Long Beach St.	76 67
												280	H	Hawai i	79 78
												312	A	San Jose St.	52 49
												334	H	Seattle U	67 54
LAST 12 Division I GAMES:															
				92	N	Northern Ill.	69 98	280	H	Hawai i	79 78				
				312	A	San Jose St.	52 49	334	H	Seattle U	67 54				
				53	H	New Mexico	64 66	141	H	Texas Tech	67 86				
				150	A	Utah St.	76 79	101	N	UC Davi s	68 84				
				211	A	Long Beach St.	76 67	46	H	Southern Cal i forni a	51 72				
				177	A	Santa Clara	48 56	88	H	Col orado	52 65				

Non-Div I Games: Stanislaus St. 75 52

Nevada

Average RPI	Win:	276	WON-LOST	WINNING	LAST 10	STRENGTH OF	OPP. STRENGTH	TEAM	ADJ.	CONF.	ADJ CONF.
Average RPI	Loss:	175	RECORD	PCT. RANK	GAMES	SCHEDULE	OF SCHEDULE	RPI	RPI	RPI	RPI
DIV. I ONLY		3- 12		302	3-7	237	278	306	306	23	23
DIV. I NON-CONF.		2- 10		311	0- 0	193	299	325	325	24	24
<hr/>											
TOTALS	RPI 1-25		RPI 26-50		W-L RECORDS	RPI 51-100		RPI 101-150		RPI 150+	
3- 12	0- 0		0- 1		OVERALL	0- 3		0- 2		3- 6	
2- 4	0- 0		0- 0		HOME	0- 1		0- 0		2- 3	
1- 8	0- 0		0- 1		AWAY	0- 2		0- 2		1- 3	
0- 0	0- 0		0- 0		NEUTRAL	0- 0		0- 0		0- 0	
2- 10	0- 0		0- 1		NON-CONFERENCE	0- 2		0- 2		2- 5	
2- 3	0- 0		0- 0		HOME	0- 1		0- 0		2- 2	
0- 7	0- 0		0- 1		AWAY	0- 1		0- 2		0- 3	
0- 0	0- 0		0- 0		NEUTRAL	0- 0		0- 0		0- 0	
1- 2	0- 0		0- 0		CONFERENCE	0- 1		0- 0		1- 1	
0- 1	0- 0		0- 0		HOME	0- 0		0- 0		0- 1	
1- 1	0- 0		0- 0		AWAY	0- 1		0- 0		1- 0	
0- 0	0- 0		0- 0		NEUTRAL	0- 0		0- 0		0- 0	

RPI 1-25				RPI 26-50				RPI 51-100				RPI 101+				Team's RPI: 306
RPI	S	Opponent	Score	RPI	S	Opponent	Score	RPI	S	Opponent	Score	RPI	S	Opponent	Score	
				26	A	Northeastern	54 69	75	A	Minnesota	47 70	140	A	Boston U.	39 60	
								81	A	Maine	46 67	141	A	South Fla.	36 79	
								95	H	Princeton	42 90	223	H	Dartmouth	42 62	
												229	H	Holy Cross	74 62	
												232	H	Sacred Heart	60 71	
												242	A	Brown	70 76	
												246	H	Binghamton	62 71	
												276	A	Central Conn. St.	47 56	
												296	A	UMass Lowell	56 53	
												303	H	Bryant	79 74	
												322	A	North Dakota St.	51 56	
<hr/>																
LAST 12 Division I GAMES:																
				296	A	UMass Lowell	56 53	223	H	Dartmouth	42 62					
				246	H	Binghamton	62 71	276	A	Central Conn. St.	47 56					
				81	A	Maine	46 67	229	H	Holy Cross	74 62					
				95	H	Princeton	42 90	141	A	South Fla.	36 79					
				26	A	Northeastern	54 69	140	A	Boston U.	39 60					
				232	H	Sacred Heart	60 71	303	H	Bryant	79 74					

Non-Div I Games: U New England 68 44

New Hampshire

Average RPI	Win:	171	WON-LOST	WINNING	LAST 10	STRENGTH OF	OPP. STRENGTH	TEAM	ADJ.	CONF.	ADJ CONF.
Average RPI	Loss:	133	RECORD	PCT. RANK	GAMES	SCHEDULE	OF SCHEDULE	RPI	RPI	RPI	RPI
DIV. I ONLY		12- 2		24	9-1	191	64	53	53	11	11
DIV. I NON-CONF.		10- 1		19	1- 0	112	84	24	24	10	10

TOTALS	RPI 1-25		RPI 26-50		W-L RECORDS	RPI 51-100		RPI 101-150		RPI 150+	
12- 2	0- 0		0- 1		OVERALL	2- 0		3- 0		7- 1	
8- 1	0- 0		0- 1		HOME	2- 0		2- 0		4- 0	
4- 1	0- 0		0- 0		AWAY	0- 0		1- 0		3- 1	
0- 0	0- 0		0- 0		NEUTRAL	0- 0		0- 0		0- 0	
10- 1	0- 0		0- 1		NON-CONFERENCE	2- 0		3- 0		5- 0	
7- 1	0- 0		0- 1		HOME	2- 0		2- 0		3- 0	
3- 0	0- 0		0- 0		AWAY	0- 0		1- 0		2- 0	
0- 0	0- 0		0- 0		NEUTRAL	0- 0		0- 0		0- 0	
2- 1	0- 0		0- 0		CONFERENCE	0- 0		0- 0		2- 1	
1- 0	0- 0		0- 0		HOME	0- 0		0- 0		1- 0	
1- 1	0- 0		0- 0		AWAY	0- 0		0- 0		1- 1	
0- 0	0- 0		0- 0		NEUTRAL	0- 0		0- 0		0- 0	

RPI 1-25				RPI 26-50				RPI 51-100				Team's RPI : 53				RPI 101+			
RPI	S	Opponent	Score	RPI	S	Opponent	Score	RPI	S	Opponent	Score	RPI	S	Opponent	Score	RPI	S	Opponent	Score
				38	H	Auburn	76 79					55	H	SFA	74 33	106	A	Houston	89 84
												93	H	Hartford	72 65	123	H	Texas St.	82 51
																138	H	Oklahoma	84 80
																189	A	New Mexico St.	75 50
																189	H	New Mexico St.	83 58
																194	H	Air Force	78 57
																209	A	Northern Ariz.	84 55
																228	A	UNLV	57 66
																237	A	Nevada	66 64
																244	H	Sacramento St.	85 53
																279	H	UTEP	69 51
LAST 12 Division I GAMES:																			
				55	H	SFA	74 33					237	A	Nevada	66 64				
				93	H	Hartford	72 65					194	H	Air Force	78 57				
				38	H	Auburn	76 79					244	H	Sacramento St.	85 53				
				228	A	UNLV	57 66					189	A	New Mexico St.	75 50				
				189	H	New Mexico St.	83 58					209	A	Northern Ariz.	84 55				
				138	H	Oklahoma	84 80					279	H	UTEP	69 51				

Non-Div I Games:

New Mexico

Average RPI Win:	278	WON-LOST	WINNING	LAST 10	STRENGTH OF	OPP. STRENGTH	TEAM	ADJ.	CONF.	ADJ CONF.
Average RPI Loss:	161	RECORD	PCT. RANK	GAMES	SCHEDULE	OF SCHEDULE	RPI	RPI	RPI	RPI

DIV. I ONLY	7- 6	146	5-5	227	347	189	189	30	30
DIV. I NON-CONF.	6- 5	143	1- 0	153	343	167	167	30	30

TOTALS	RPI 1-25	RPI 26-50	W-L RECORDS	RPI 51-100	RPI 101-150	RPI 150+			
7- 6	0- 0	0- 0	OVERALL	0- 2	0- 0	7- 4			
2- 2	0- 0	0- 0	HOME	0- 1	0- 0	2- 1			
4- 3	0- 0	0- 0	AWAY	0- 1	0- 0	4- 2			
1- 1	0- 0	0- 0	NEUTRAL	0- 0	0- 0	1- 1			
6- 5	0- 0	0- 0	NON-CONFERENCE	0- 2	0- 0	6- 3			
1- 2	0- 0	0- 0	HOME	0- 1	0- 0	1- 1			
4- 2	0- 0	0- 0	AWAY	0- 1	0- 0	4- 1			
1- 1	0- 0	0- 0	NEUTRAL	0- 0	0- 0	1- 1			
1- 1	0- 0	0- 0	CONFERENCE	0- 0	0- 0	1- 1			
1- 0	0- 0	0- 0	HOME	0- 0	0- 0	1- 0			
0- 1	0- 0	0- 0	AWAY	0- 0	0- 0	0- 1			
0- 0	0- 0	0- 0	NEUTRAL	0- 0	0- 0	0- 0			

RPI 1-25	RPI 26-50	RPI 51-100	RPI 101+ Team's RPI: 189
RPI S Opponent Score	RPI S Opponent Score	RPI S Opponent Score	RPI S Opponent Score
		53 A New Mexico 58 83	154 H Denver 66 64
		53 H New Mexico 50 75	159 N South Alabama 67 68
			168 H Abilene Christian 46 58
			210 A UC Riverside 64 65
			279 A UTEP 69 65
			285 H California Baptist 76 69
			291 A UC Santa Barbara 81 73
			292 A Western Mich. 66 54
			295 A A&M-Corpus Christi 67 65
			325 A Grand Canyon 51 54
			351 N Alcorn 82 64
LAST 12 Division I GAMES:			
351 N Alcorn 82 64	210 A UC Riverside 64 65		
325 A Grand Canyon 51 54	159 N South Alabama 67 68		
285 H California Baptist 76 69	295 A A&M-Corpus Christi 67 65		
291 A UC Santa Barbara 81 73	53 H New Mexico 50 75		
168 H Abilene Christian 46 58	154 H Denver 66 64		
279 A UTEP 69 65	53 A New Mexico 58 83		

Non-Div I Games: Tex. Permian Basin 70 38 Northern N.M. 101 51

New Mexico St.

Average RPI Win:	294	WON-LOST	WINNING	LAST 10	STRENGTH OF	OPP. STRENGTH	TEAM	ADJ.	CONF.	ADJ CONF.
Average RPI Loss:	148	RECORD	PCT. RANK	GAMES	SCHEDULE	OF SCHEDULE	RPI	RPI	RPI	RPI
DIV. I ONLY	1- 8	327	3-7	127	262	273	273	25	25	
DIV. I NON-CONF.	1- 5	311	0- 0	64	289	212	212	22	22	
<hr/>										
TOTALS	RPI 1-25	RPI 26-50	W-L RECORDS	RPI 51-100	RPI 101-150	RPI 150+				
1- 8	0- 0	0- 1	OVERALL	0- 2	0- 1	1- 4				
0- 3	0- 0	0- 0	HOME	0- 1	0- 0	0- 2				
1- 5	0- 0	0- 1	AWAY	0- 1	0- 1	1- 2				
0- 0	0- 0	0- 0	NEUTRAL	0- 0	0- 0	0- 0				
1- 5	0- 0	0- 1	NON-CONFERENCE	0- 1	0- 1	1- 2				
0- 1	0- 0	0- 0	HOME	0- 0	0- 0	0- 1				
1- 4	0- 0	0- 1	AWAY	0- 1	0- 1	1- 1				
0- 0	0- 0	0- 0	NEUTRAL	0- 0	0- 0	0- 0				
0- 3	0- 0	0- 0	CONFERENCE	0- 1	0- 0	0- 2				
0- 2	0- 0	0- 0	HOME	0- 1	0- 0	0- 1				
0- 1	0- 0	0- 0	AWAY	0- 0	0- 0	0- 1				
0- 0	0- 0	0- 0	NEUTRAL	0- 0	0- 0	0- 0				

RPI 1-25				RPI 26-50				RPI 51-100				RPI 101+ Team's RPI: 273			
RPI	S	Opponent	Score	RPI	S	Opponent	Score	RPI	S	Opponent	Score	RPI	S	Opponent	Score
				34	A	Miami (FL)	38 78					117	A	Rice	56 67
								62	H	Lamar University	57 79	153	A	Xavier	45 61
								76	A	Pittsburgh	38 90	168	H	Abilene Christian	52 59
												271	A	Houston Baptist	74 83
												294	A	Memphis	66 59
												304	H	La. -Monroe	44 57
LAST 12 Division I GAMES:															
				62	H	Lamar University	57 79	34	A	Miami (FL)	38 78				
				271	A	Houston Baptist	74 83	294	A	Memphis	66 59				
				168	H	Abilene Christian	52 59	117	A	Rice	56 67				
				153	A	Xavier	45 61	304	H	La. -Monroe	44 57				
								76	A	Pittsburgh	38 90				

Non-Div I Games: Dillard 68 59 Centenary (LA) 104 42 Trinity Baptist 93 38

New Orleans

Average RPI Win:	292	WON-LOST	WINNING	LAST 10	STRENGTH OF	OPP. STRENGTH	TEAM	ADJ.	CONF.	ADJ CONF.
Average RPI Loss:	127	RECORD	PCT. RANK	GAMES	SCHEDULE	OF SCHEDULE	RPI	RPI	RPI	RPI
DIV. I ONLY	6- 9	223	5-5	238	166	245	245	27	27	
DIV. I NON-CONF.	4- 8	241	1- 0	217	112	259	259	28	28	
<hr/>										
TOTALS	RPI 1-25	RPI 26-50	W-L RECORDS	RPI 51-100	RPI 101-150	RPI 150+				
6- 9	0- 2	0- 1	OVERALL	0- 0	0- 2	6- 4				
4- 3	0- 0	0- 0	HOME	0- 0	0- 1	4- 2				
1- 5	0- 2	0- 1	AWAY	0- 0	0- 0	1- 2				
1- 1	0- 0	0- 0	NEUTRAL	0- 0	0- 1	1- 0				
4- 8	0- 2	0- 1	NON-CONFERENCE	0- 0	0- 1	4- 4				
3- 2	0- 0	0- 0	HOME	0- 0	0- 0	3- 2				
0- 5	0- 2	0- 1	AWAY	0- 0	0- 0	0- 2				
1- 1	0- 0	0- 0	NEUTRAL	0- 0	0- 1	1- 0				
2- 1	0- 0	0- 0	CONFERENCE	0- 0	0- 1	2- 0				
1- 1	0- 0	0- 0	HOME	0- 0	0- 1	1- 0				
1- 0	0- 0	0- 0	AWAY	0- 0	0- 0	1- 0				
0- 0	0- 0	0- 0	NEUTRAL	0- 0	0- 0	0- 0				

RPI 1-25				RPI 26-50				RPI 51-100				RPI 101+ Team's RPI: 245			
RPI	S	Opponent	Score	RPI	S	Opponent	Score	RPI	S	Opponent	Score	RPI	S	Opponent	Score
2	A	Iowa St.	35 95	47	A	Buffalo	61 88					109	N	Yale	64 67
4	A	Syracuse	45 94									112	H	Marist	58 87
												156	A	West Virginia	32 84
												202	H	St. Bonaventure	48 76
												226	H	Howard	61 68
												246	H	Binghamton	79 72
												260	H	Colgate	74 69
												263	H	Coppin St.	71 69
												287	A	Saint Joseph's	54 68
												309	A	Saint Peter's	75 66
												331	N	Morgan St.	67 57
												341	H	Manhattan	61 51
<hr/>															
LAST 12 Division I GAMES:															
109	N	Yale	64 67	331	N	Morgan St.	67 57	4	A	Syracuse	45 94	263	H	Coppin St.	71 69
309	A	Saint Peter's	75 66					246	H	Binghamton	79 72	226	H	Howard	61 68
341	H	Manhattan	61 51					287	A	Saint Joseph's	54 68				
112	H	Marist	58 87												
260	H	Colgate	74 69												
156	A	West Virginia	32 84												

Non-Div I Games:

Niagara

Average RPI Win:	287	WON-LOST	WINNING	LAST 10	STRENGTH OF	OPP. STRENGTH	TEAM	ADJ.	CONF.	ADJ CONF.
Average RPI Loss:	79	RECORD	PCT. RANK	GAMES	SCHEDULE	OF SCHEDULE	RPI	RPI	RPI	RPI
DIV. I ONLY	6- 7	188	7-3	219	163	176	176	25	25	
DIV. I NON-CONF.	4- 6	212	0- 1	148	142	154	154	22	22	

TOTALS	RPI 1-25	RPI 26-50	W-L RECORDS	RPI 51-100	RPI 101-150	RPI 150+				
6- 7	0- 1	0- 2	OVERALL	0- 2	0- 1	6- 1				
3- 0	0- 0	0- 0	HOME	0- 0	0- 0	3- 0				
2- 6	0- 1	0- 2	AWAY	0- 2	0- 1	2- 0				
1- 1	0- 0	0- 0	NEUTRAL	0- 0	0- 0	1- 1				
4- 6	0- 1	0- 2	NON-CONFERENCE	0- 1	0- 1	4- 1				
1- 0	0- 0	0- 0	HOME	0- 0	0- 0	1- 0				
2- 5	0- 1	0- 2	AWAY	0- 1	0- 1	2- 0				
1- 1	0- 0	0- 0	NEUTRAL	0- 0	0- 0	1- 1				
2- 1	0- 0	0- 0	CONFERENCE	0- 1	0- 0	2- 0				
2- 0	0- 0	0- 0	HOME	0- 0	0- 0	2- 0				
0- 1	0- 0	0- 0	AWAY	0- 1	0- 0	0- 0				
0- 0	0- 0	0- 0	NEUTRAL	0- 0	0- 0	0- 0				

RPI 1-25				RPI 26-50				RPI 51-100				RPI 101+ Team's RPI: 176			
RPI	S	Opponent	Score	RPI	S	Opponent	Score	RPI	S	Opponent	Score	RPI	S	Opponent	Score
6	A	Baylor	39 100	38	A	Auburn	59 80	55	A	SFA	62 70	123	A	Texas St.	67 72
				48	A	LSU	44 76	77	A	Tulane	46 71	207	N	Delaware	56 71
												255	H	Mississippi Val.	72 47
												261	N	Texas Southern	58 57
												279	A	UTEP	58 56
												290	H	Incarnate Word	86 62
												304	A	La.-Monroe	55 54
												335	H	Northwestern St.	97 86
LAST 12 Division I GAMES:															
123	A	Texas St.	67 72	207	N	Delaware	56 71	55	A	SFA	62 70	77	A	Tulane	46 71
290	H	Incarnate Word	86 62	255	H	Mississippi Val.	72 47	290	H	Incarnate Word	86 62	261	N	Texas Southern	58 57
335	H	Northwestern St.	97 86	279	A	UTEP	58 56	48	A	LSU	44 76	38	A	Auburn	59 80
48	A	LSU	44 76												
304	A	La.-Monroe	55 54												

Non-Div I Games: Southern-N.O. 86 49 William Carey 86 45

Nicholls St.

Average RPI Win: 305
Average RPI Loss: 166

WON-LOST
RECORD

WINNING
PCT. RANK

LAST 10
GAMES

STRENGTH OF
SCHEDULE

OPP. STRENGTH
OF SCHEDULE

TEAM
RPI

ADJ.
RPI

CONF.
RPI

ADJ CONF.
RPI

DIV. I ONLY	5- 8	228	5-5	322	237	302	302	32	32
DIV. I NON-CONF.	3- 8	267	1- 0	251	223	291	291	32	32
<hr/>									
TOTALS	RPI 1-25	RPI 26-50	W-L RECORDS	RPI 51-100	RPI 101-150	RPI 150+			
5- 8	0- 0	0- 0	OVERALL	0- 1	0- 3	5- 4			
4- 2	0- 0	0- 0	HOME	0- 0	0- 1	4- 1			
0- 6	0- 0	0- 0	AWAY	0- 1	0- 2	0- 3			
1- 0	0- 0	0- 0	NEUTRAL	0- 0	0- 0	1- 0			
3- 8	0- 0	0- 0	NON-CONFERENCE	0- 1	0- 3	3- 4			
2- 2	0- 0	0- 0	HOME	0- 0	0- 1	2- 1			
0- 6	0- 0	0- 0	AWAY	0- 1	0- 2	0- 3			
1- 0	0- 0	0- 0	NEUTRAL	0- 0	0- 0	1- 0			
2- 0	0- 0	0- 0	CONFERENCE	0- 0	0- 0	2- 0			
2- 0	0- 0	0- 0	HOME	0- 0	0- 0	2- 0			
0- 0	0- 0	0- 0	AWAY	0- 0	0- 0	0- 0			
0- 0	0- 0	0- 0	NEUTRAL	0- 0	0- 0	0- 0			

RPI 1-25				RPI 26-50				RPI 51-100				RPI 101+ Team' s RPI : 302					
RPI	S	Opponent	Score	RPI	S	Opponent	Score	RPI	S	Opponent	Score	RPI	S	Opponent	Score		
								67	A	Ol d Domi ni on	53	69	107	A	Wake Forest	61	63
												108	A	Lehi gh	41	62	
												134	H	William & Mary	44	55	
												184	A	High Point	51	83	
												222	A	Ole Mi ss	42	60	
												234	H	Navy	65	58	
												247	H	Campbel l	49	57	
												257	A	La Salle	52	62	
												272	N	Li berty	66	53	
												330	H	Flori da A&M	60	58	
												344	H	Longwood	74	42	
												346	H	Del aware St.	63	50	
LAST 12 Division I GAMES:																	
330	H	Flori da A&M	60	58	272	N	Li berty	66	53								
346	H	Del aware St.	63	50	257	A	La Salle	52	62								
107	A	Wake Forest	61	63	108	A	Lehi gh	41	62								
134	H	William & Mary	44	55	247	H	Campbel l	49	57								
184	A	High Point	51	83	234	H	Navy	65	58								
344	H	Longwood	74	42	67	A	Ol d Domi ni on	53	69								

Non-Div I Games: Cheyney 93 40 Saint Augustine's 71 38

Norfolk St.

Loss, Non-Conf, S Site, H Home A Away N Neutral

Average RPI Win: 245

Average RPI Loss: 124

WON-LOST
RECORDWINNING
PCT. RANKLAST 10
GAMESSTRENGTH OF
SCHEDULEOPP. STRENGTH
OF SCHEDULETEAM
RPIADJ.
RPICONF.
RPIADJ CONF.
RPIDIV. I ONLY
DIV. I NON-CONF.6- 2
5- 153
378-2
0- 0336
345113
60166
153166
15326
2726
27

TOTALS

RPI 1-25

RPI 26-50

W-L RECORDS

RPI 51-100

RPI 101-150

RPI 150+

6- 2

0- 0

0- 0

OVERALL

0- 1

0- 0

6- 1

1- 1

0- 0

0- 0

HOME

0- 1

0- 0

1- 0

4- 1

0- 0

0- 0

AWAY

0- 0

0- 0

4- 1

1- 0

0- 0

0- 0

NEUTRAL

0- 0

0- 0

1- 0

5- 1

0- 0

0- 0

NON-CONFERENCE

0- 0

0- 0

5- 1

1- 0

0- 0

0- 0

HOME

0- 0

0- 0

1- 0

3- 1

0- 0

0- 0

AWAY

0- 0

0- 0

3- 1

1- 0

0- 0

0- 0

NEUTRAL

0- 0

0- 0

1- 0

1- 1

0- 0

0- 0

CONFERENCE

0- 1

0- 0

1- 0

0- 1

0- 0

0- 0

HOME

0- 1

0- 0

0- 0

1- 0

0- 0

0- 0

AWAY

0- 0

0- 0

1- 0

0- 0

0- 0

0- 0

NEUTRAL

0- 0

0- 0

0- 0

RPI 1-25

RPI 26-50

RPI 51-100

RPI 101+

Team's RPI: 166

RPI S Opponent Score

RPI S Opponent Score

RPI S Opponent Score

RPI S Opponent Score

RPI S Opponent Score

RPI S Opponent Score

RPI S Opponent Score

RPI S Opponent Score

RPI S Opponent Score

RPI S Opponent Score

RPI S Opponent Score

RPI S Opponent Score

RPI S Opponent Score

RPI S Opponent Score

RPI S Opponent Score

RPI S Opponent Score

RPI S Opponent Score

RPI S Opponent Score

RPI S Opponent Score

RPI S Opponent Score

RPI S Opponent Score

RPI S Opponent Score

RPI S Opponent Score

RPI S Opponent Score

RPI S Opponent Score

RPI S Opponent Score

RPI S Opponent Score

RPI S Opponent Score

RPI S Opponent Score

RPI S Opponent Score

RPI S Opponent Score

RPI S Opponent Score

RPI S Opponent Score

RPI S Opponent Score

RPI S Opponent Score

RPI S Opponent Score

RPI S Opponent Score

RPI S Opponent Score

RPI S Opponent Score

RPI S Opponent Score

RPI S Opponent Score

RPI S Opponent Score

RPI S Opponent Score

RPI S Opponent Score

RPI S Opponent Score

RPI S Opponent Score

RPI S Opponent Score

RPI S Opponent Score

RPI S Opponent Score

RPI S Opponent Score

RPI S Opponent Score

RPI S Opponent Score

RPI S Opponent Score

RPI S Opponent Score

RPI S Opponent Score

RPI S Opponent Score

RPI S Opponent Score

RPI S Opponent Score

RPI S Opponent Score

RPI S Opponent Score

RPI S Opponent Score

RPI S Opponent Score

RPI S Opponent Score

RPI S Opponent Score

RPI S Opponent Score

RPI S Opponent Score

RPI S Opponent Score

RPI S Opponent Score

RPI S Opponent Score

RPI S Opponent Score

RPI S Opponent Score

RPI S Opponent Score

RPI S Opponent Score

RPI S Opponent Score

RPI S Opponent Score

RPI S Opponent Score

RPI S Opponent Score

RPI S Opponent Score

RPI S Opponent Score

RPI S Opponent Score

RPI S Opponent Score

RPI S Opponent Score

RPI S Opponent Score

RPI S Opponent Score

RPI S Opponent Score

RPI S Opponent Score

RPI S Opponent Score

RPI S Opponent Score

RPI S Opponent Score

RPI S Opponent Score

RPI S Opponent Score

RPI S Opponent Score

RPI S Opponent Score

RPI S Opponent Score

RPI S Opponent Score

RPI S Opponent Score

RPI S Opponent Score

RPI S Opponent Score

RPI S Opponent Score

RPI S Opponent Score

RPI S Opponent Score

RPI S Opponent Score

RPI S Opponent Score

RPI S Opponent Score

RPI S Opponent Score

RPI S Opponent Score

RPI S Opponent Score

RPI S Opponent Score

RPI S Opponent Score

RPI S Opponent Score

RPI S Opponent Score

RPI S Opponent Score

RPI S Opponent Score

RPI S Opponent Score

RPI S Opponent Score

RPI S Opponent Score

RPI S Opponent Score

RPI S Opponent Score

RPI S Opponent Score

RPI S Opponent Score

RPI S Opponent Score

RPI S Opponent Score

RPI S Opponent Score

RPI S Opponent Score

RPI S Opponent Score

RPI S Opponent Score

RPI S Opponent Score

RPI S Opponent Score

RPI S Opponent Score

RPI S Opponent Score

RPI S Opponent Score

RPI S Opponent Score

RPI S Opponent Score

RPI S Opponent Score

RPI S Opponent Score

RPI S Opponent Score

RPI S Opponent Score

RPI S Opponent Score

RPI S Opponent Score

RPI S Opponent Score

RPI S Opponent Score

RPI S Opponent Score

RPI S Opponent Score

RPI S Opponent Score

RPI S Opponent Score

RPI S Opponent Score

RPI S Opponent Score

RPI S Opponent Score

RPI S Opponent Score

RPI S Opponent Score

RPI S Opponent Score

RPI S Opponent Score

RPI S Opponent Score

RPI S Opponent Score

RPI S Opponent Score

RPI S Opponent Score

RPI S Opponent Score

RPI S Opponent Score

RPI S Opponent Score

RPI S Opponent Score

N
o
r
t
h
A
l
a
.N
o
r
t
h
A
l
a
.

Non-Div I Games:

Stillman

99 43

Martin Methodist

79 48

Lane

98 57

Blue Mountain (MS) 70 42

North Ala.

Loss, Non-Conf, S Site, H Home A Away N Neutral

Average RPI Win:	263	WON-LOST	WINNING	LAST 10	STRENGTH OF	OPP. STRENGTH	TEAM	ADJ.	CONF.	ADJ CONF.
Average RPI Loss:	121	RECORD	PCT. RANK	GAMES	SCHEDULE	OF SCHEDULE	RPI	RPI	RPI	RPI
DIV. I ONLY	7- 9	204	6-4	208	153	171	171	16	16	
DIV. I NON-CONF.	4- 8	241	0- 0	151	76	176	176	15	15	

TOTALS	RPI 1-25	RPI 26-50	W-L RECORDS	RPI 51-100	RPI 101-150	RPI 150+				
7- 9	0- 2	0- 0	OVERALL	0- 2	0- 0	7- 5				
2- 1	0- 0	0- 0	HOME	0- 0	0- 0	2- 1				
3- 8	0- 2	0- 0	AWAY	0- 2	0- 0	3- 4				
2- 0	0- 0	0- 0	NEUTRAL	0- 0	0- 0	2- 0				
4- 8	0- 2	0- 0	NON-CONFERENCE	0- 2	0- 0	4- 4				
0- 1	0- 0	0- 0	HOME	0- 0	0- 0	0- 1				
2- 7	0- 2	0- 0	AWAY	0- 2	0- 0	2- 3				
2- 0	0- 0	0- 0	NEUTRAL	0- 0	0- 0	2- 0				
3- 1	0- 0	0- 0	CONFERENCE	0- 0	0- 0	3- 1				
2- 0	0- 0	0- 0	HOME	0- 0	0- 0	2- 0				
1- 1	0- 0	0- 0	AWAY	0- 0	0- 0	1- 1				
0- 0	0- 0	0- 0	NEUTRAL	0- 0	0- 0	0- 0				

RPI 1-25				RPI 26-50				RPI 51-100				RPI 101+ Team's RPI: 171			
RPI	S	Opponent	Score	RPI	S	Opponent	Score	RPI	S	Opponent	Score	RPI	S	Opponent	Score
2	A	Iowa St.	35 87					64	A	UNI	60 64	154	A	Denver	66 87
4	A	Syracuse	49 85					86	A	Penn St.	68 75	162	A	Oral Roberts	75 67
												172	A	Illinois St.	55 67
												186	A	Rhode Island	63 77
												187	H	Milwaukee	46 64
												188	A	Massachusetts	59 52
												231	A	Stetson	63 74
												243	N	San Francisco	100 97
												292	N	Western Mich.	62 50
												298	H	Omaha	68 57
												316	A	Valparaiso	62 56
												342	H	Purdue Fort Wayne	79 60
LAST 12 Division I GAMES:															
292	N	Western Mich.	62 50	298	H	Omaha	68 57	154	A	Denver	66 87				
231	A	Stetson	63 74	162	A	Oral Roberts	75 67	342	H	Purdue Fort Wayne	79 60				
2	A	Iowa St.	35 87	243	N	San Francisco	100 97	186	A	Rhode Island	63 77				
187	H	Milwaukee	46 64												
64	A	UNI	60 64												
188	A	Massachusetts	59 52												

Non-Div I Games: Mayville St. 84 50

North Dakota

Average RPI Win:	321	WON-LOST	WINNING	LAST 10	STRENGTH OF	OPP. STRENGTH	TEAM	ADJ.	CONF.	ADJ CONF.
Average RPI Loss:	156	RECORD	PCT. RANK	GAMES	SCHEDULE	OF SCHEDULE	RPI	RPI	RPI	RPI
DIV. I ONLY	3- 11	296	2-8	287	197	322	322	16	16	
DIV. I NON-CONF.	2- 9	297	0- 0	277	171	323	323	15	15	

TOTALS	RPI 1-25	RPI 26-50	W-L RECORDS	RPI 51-100	RPI 101-150	RPI 150+				
3- 11	0- 1	0- 0	OVERALL	0- 3	0- 1	3- 6				
2- 4	0- 1	0- 0	HOME	0- 1	0- 0	2- 2				
1- 5	0- 0	0- 0	AWAY	0- 2	0- 1	1- 2				
0- 2	0- 0	0- 0	NEUTRAL	0- 0	0- 0	0- 2				
2- 9	0- 0	0- 0	NON-CONFERENCE	0- 3	0- 1	2- 5				
1- 3	0- 0	0- 0	HOME	0- 1	0- 0	1- 2				
1- 4	0- 0	0- 0	AWAY	0- 2	0- 1	1- 1				
0- 2	0- 0	0- 0	NEUTRAL	0- 0	0- 0	0- 2				
1- 2	0- 1	0- 0	CONFERENCE	0- 0	0- 0	1- 1				
1- 1	0- 1	0- 0	HOME	0- 0	0- 0	1- 0				
0- 1	0- 0	0- 0	AWAY	0- 0	0- 0	0- 1				
0- 0	0- 0	0- 0	NEUTRAL	0- 0	0- 0	0- 0				

RPI 1-25				RPI 26-50				RPI 51-100				RPI 101+				Team's RPI: 322
RPI	S	Opponent	Score	RPI	S	Opponent	Score	RPI	S	Opponent	Score	RPI	S	Opponent	Score	
17	H	South Dakota	41 67					71	A	Paci fi c	68 75	145	A	Wi sconsi n	53 64	
								82	H	Creighton	51 86	175	H	UMKC	59 69	
								92	A	Northern Ill.	63 81	178	N	North Texas	78 92	
												187	H	Mi lwaukee	55 57	
												231	A	Stetson	59 60	
												243	N	San Franci sco	42 75	
												298	A	Omaha	61 78	
												306	H	New Hampshi re	56 51	
												316	A	Val parai so	51 48	
												342	H	Purdue Fort Wayne	70 54	
LAST 12 Division I GAMES:																
316	A	Val parai so	51 48	298	A	Omaha	61 78									
187	H	Mi lwaukee	55 57	17	H	South Dakota	41 67									
175	H	UMKC	59 69	342	H	Purdue Fort Wayne	70 54									
92	A	Northern Ill.	63 81	231	A	Stetson	59 60									
178	N	North Texas	78 92	243	N	San Franci sco	42 75									
71	A	Paci fi c	68 75	145	A	Wi sconsi n	53 64									

Non-Div I Games: Mayville St. 49 43

North Dakota St.

Average RPI Win:	330	WON-LOST	WINNING	LAST 10	STRENGTH OF	OPP. STRENGTH	TEAM	ADJ.	CONF.	ADJ CONF.
Average RPI Loss:	154	RECORD	PCT. RANK	GAMES	SCHEDULE	OF SCHEDULE	RPI	RPI	RPI	RPI
DIV. I ONLY	4- 7	240	4-6	301	259	283	283	26	26	
DIV. I NON-CONF.	3- 6	241	0- 0	296	208	308	308	27	27	

TOTALS	RPI 1-25	RPI 26-50	W-L RECORDS	RPI 51-100	RPI 101-150	RPI 150+				
4- 7	0- 2	0- 0	OVERALL	0- 0	0- 0	4- 5				
3- 2	0- 0	0- 0	HOME	0- 0	0- 0	3- 2				
1- 5	0- 2	0- 0	AWAY	0- 0	0- 0	1- 3				
0- 0	0- 0	0- 0	NEUTRAL	0- 0	0- 0	0- 0				
3- 6	0- 2	0- 0	NON-CONFERENCE	0- 0	0- 0	3- 4				
3- 1	0- 0	0- 0	HOME	0- 0	0- 0	3- 1				
0- 5	0- 2	0- 0	AWAY	0- 0	0- 0	0- 3				
0- 0	0- 0	0- 0	NEUTRAL	0- 0	0- 0	0- 0				
1- 1	0- 0	0- 0	CONFERENCE	0- 0	0- 0	1- 1				
0- 1	0- 0	0- 0	HOME	0- 0	0- 0	0- 1				
1- 0	0- 0	0- 0	AWAY	0- 0	0- 0	1- 0				
0- 0	0- 0	0- 0	NEUTRAL	0- 0	0- 0	0- 0				

RPI 1-25				RPI 26-50				RPI 51-100				RPI 101+ Team's RPI: 283			
RPI	S	Opponent	Score	RPI	S	Opponent	Score	RPI	S	Opponent	Score	RPI	S	Opponent	Score
15	A	Indiana	52 75									166	H	North Ala.	64 70
23	A	Florida St.	53 74									174	A	Colorado St.	59 61
												217	A	Bethune-Cookman	60 76
												222	A	Ole Miss	69 82
												262	H	Alabama A&M	62 63
												318	H	FIU	62 53
												324	A	Lipscomb	68 53
												330	H	Florida A&M	64 53
												348	H	Charleston So.	82 76

LAST 12 Division I GAMES:															
318	H	FIU	62 53	324	A	Lipscomb	68 53								
174	A	Colorado St.	59 61	166	H	North Ala.	64 70								
348	H	Charleston So.	82 76	222	A	Ole Miss	69 82								
15	A	Indiana	52 75	262	H	Alabama A&M	62 63								
330	H	Florida A&M	64 53	217	A	Bethune-Cookman	60 76								
23	A	Florida St.	53 74												

Non-Div I Games: Trinity Baptist 99 40 Warner 67 36

North Florida

Average RPI Win:	242	WON-LOST	WINNING	LAST 10	STRENGTH OF	OPP. STRENGTH	TEAM	ADJ.	CONF.	ADJ CONF.
Average RPI Loss:	103	RECORD	PCT. RANK	GAMES	SCHEDULE	OF SCHEDULE	RPI	RPI	RPI	RPI
DIV. I ONLY	7- 5	127	8-2	231	142	178	178	17	17	
DIV. I NON-CONF.	4- 5	190	0- 0	216	128	235	235	19	19	

TOTALS	RPI 1-25	RPI 26-50	W-L RECORDS	RPI 51-100	RPI 101-150	RPI 150+				
7- 5	0- 0	0- 2	OVERALL	0- 1	1- 1	6- 1				
4- 2	0- 0	0- 1	HOME	0- 0	1- 1	3- 0				
2- 2	0- 0	0- 0	AWAY	0- 1	0- 0	2- 1				
1- 1	0- 0	0- 1	NEUTRAL	0- 0	0- 0	1- 0				
4- 5	0- 0	0- 2	NON-CONFERENCE	0- 1	1- 1	3- 1				
3- 2	0- 0	0- 1	HOME	0- 0	1- 1	2- 0				
0- 2	0- 0	0- 0	AWAY	0- 1	0- 0	0- 1				
1- 1	0- 0	0- 1	NEUTRAL	0- 0	0- 0	1- 0				
3- 0	0- 0	0- 0	CONFERENCE	0- 0	0- 0	3- 0				
1- 0	0- 0	0- 0	HOME	0- 0	0- 0	1- 0				
2- 0	0- 0	0- 0	AWAY	0- 0	0- 0	2- 0				
0- 0	0- 0	0- 0	NEUTRAL	0- 0	0- 0	0- 0				

RPI 1-25				RPI 26-50				RPI 51-100				RPI 101+				Team's RPI: 178
RPI	S	Opponent	Score	RPI	S	Opponent	Score	RPI	S	Opponent	Score	RPI	S	Opponent	Score	
				36	H	Texas	54 64	51	A	Kansas St.	42 60	144	H	Missouri St.	83 76	
				40	N	Wyoming	49 53					150	H	Utah St.	41 57	
												151	A	Louisiana Tech	65 54	
												238	A	SMU	66 73	
												240	A	Southern Miss.	62 48	
												271	H	Houston Baptist	100 75	
												279	H	UTEP	70 51	
												284	H	CSU Bakersfield	71 59	
												322	N	North Dakota St.	92 78	

LAST 12 Division I GAMES:																
				144	H	Missouri St.	83 76	279	H	UTEP	70 51					
				238	A	SMU	66 73	240	A	Southern Miss.	62 48					
				322	N	North Dakota St.	92 78	151	A	Louisiana Tech	65 54					
				40	N	Wyoming	49 53	284	H	CSU Bakersfield	71 59					
				51	A	Kansas St.	42 60	150	H	Utah St.	41 57					
				36	H	Texas	54 64	271	H	Houston Baptist	100 75					

Non-Div I Games: Mid-Amer. Christian 82 35 Xavier (LA) 59 46 Okla. Panhandle 93 52

North Texas

Loss, Non-Conf, S Site, H Home A Away N Neutral

Average RPI	Win:	169	WON-LOST	WINNING	LAST 10	STRENGTH OF	OPP. STRENGTH	TEAM	ADJ.	CONF.	ADJ CONF.
Average RPI	Loss:	112	RECORD	PCT. RANK	GAMES	SCHEDULE	OF SCHEDULE	RPI	RPI	RPI	RPI
DIV. I ONLY		12- 1		11	9-1	152	112	26	26	12	12
DIV. I NON-CONF.		10- 1		19	0- 0	160	100	25	25	14	14

TOTALS	RPI 1-25		RPI 26-50		W-L RECORDS	RPI 51-100		RPI 101-150		RPI 150+	
12- 1	0- 0		0- 0		OVERALL	2- 0		4- 1		6- 0	
8- 0	0- 0		0- 0		HOME	1- 0		3- 0		4- 0	
4- 1	0- 0		0- 0		AWAY	1- 0		1- 1		2- 0	
0- 0	0- 0		0- 0		NEUTRAL	0- 0		0- 0		0- 0	
10- 1	0- 0		0- 0		NON-CONFERENCE	2- 0		3- 1		5- 0	
6- 0	0- 0		0- 0		HOME	1- 0		2- 0		3- 0	
4- 1	0- 0		0- 0		AWAY	1- 0		1- 1		2- 0	
0- 0	0- 0		0- 0		NEUTRAL	0- 0		0- 0		0- 0	
2- 0	0- 0		0- 0		CONFERENCE	0- 0		1- 0		1- 0	
2- 0	0- 0		0- 0		HOME	0- 0		1- 0		1- 0	
0- 0	0- 0		0- 0		AWAY	0- 0		0- 0		0- 0	
0- 0	0- 0		0- 0		NEUTRAL	0- 0		0- 0		0- 0	

RPI 1-25				RPI 26-50				Team's RPI: 26				RPI 51-100				RPI 101+			
RPI	S	Opponent	Score	RPI	S	Opponent	Score					RPI	S	Opponent	Score	RPI	S	Opponent	Score
												78	A	Dayton	84 79	110	H	Fordham	58 54
												81	H	Maine	63 55	112	A	Marist	84 90
																126	A	Providence	65 59
																134	H	William & Mary	88 74
																140	H	Boston U.	81 51
																182	H	Elon	79 71
																188	H	Massachusetts	53 52
																194	H	Air Force	54 41
																215	A	Florida	79 66
																278	A	Fairfield	59 50
																306	H	New Hampshire	69 54
LAST 12 Division I GAMES:																			
188	H	Massachusetts	53 52	134	H	William & Mary	88 74												
215	A	Florida	79 66	182	H	Elon	79 71												
194	H	Air Force	54 41	81	H	Maine	63 55												
306	H	New Hampshire	69 54	112	A	Marist	84 90												
78	A	Dayton	84 79	126	A	Providence	65 59												
110	H	Fordham	58 54	278	A	Fairfield	59 50												

Non-Div I Games:

Northeastern

Average RPI Win:	231	WON-LOST	WINNING	LAST 10	STRENGTH OF	OPP. STRENGTH	TEAM	ADJ.	CONF.	ADJ CONF.
Average RPI Loss:	125	RECORD	PCT. RANK	GAMES	SCHEDULE	OF SCHEDULE	RPI	RPI	RPI	RPI
DIV. I ONLY	5- 8	228	3-7	214	145	209	209	13	13	
DIV. I NON-CONF.	4- 5	190	0- 1	164	121	180	180	11	11	

TOTALS	RPI 1-25	RPI 26-50	W-L RECORDS	RPI 51-100	RPI 101-150	RPI 150+				
5- 8	0- 0	0- 0	OVERALL	2- 2	0- 4	3- 2				
3- 2	0- 0	0- 0	HOME	1- 1	0- 1	2- 0				
2- 5	0- 0	0- 0	AWAY	1- 1	0- 3	1- 1				
0- 1	0- 0	0- 0	NEUTRAL	0- 0	0- 0	0- 1				
4- 5	0- 0	0- 0	NON-CONFERENCE	2- 2	0- 1	2- 2				
2- 1	0- 0	0- 0	HOME	1- 1	0- 0	1- 0				
2- 3	0- 0	0- 0	AWAY	1- 1	0- 1	1- 1				
0- 1	0- 0	0- 0	NEUTRAL	0- 0	0- 0	0- 1				
1- 3	0- 0	0- 0	CONFERENCE	0- 0	0- 3	1- 0				
1- 1	0- 0	0- 0	HOME	0- 0	0- 1	1- 0				
0- 2	0- 0	0- 0	AWAY	0- 0	0- 2	0- 0				
0- 0	0- 0	0- 0	NEUTRAL	0- 0	0- 0	0- 0				

RPI 1-25				RPI 26-50				RPI 51-100				RPI 101+				Team's RPI: 209
RPI	S	Opponent	Score	RPI	S	Opponent	Score	RPI	S	Opponent	Score	RPI	S	Opponent	Score	
								53	H	New Mexico	55 84	102	H	Idaho St.	69 80	
								59	A	Ari zona	47 71	114	A	Washi ngton	59 81	
								97	A	Loyol a Marymount	63 62	124	A	Montana	62 78	
								100	H	Fresno St.	86 73	135	A	Montana St.	70 80	
												174	A	Colorado St.	54 65	
												238	N	SMU	48 55	
												285	H	Cal i forn i a Baptist	91 88	
												334	A	Seattle U	65 58	
												339	H	Weber St.	74 64	

LAST 12 Divisi on I GAMES:																
				53	H	New Mexico	55 84	238	N	SMU	48 55					
				174	A	Colorado St.	54 65	102	H	Idaho St.	69 80					
				97	A	Loyol a Marymount	63 62	339	H	Weber St.	74 64					
				285	H	Cal i forn i a Baptist	91 88	135	A	Montana St.	70 80					
				114	A	Washi ngton	59 81	124	A	Montana	62 78					
				334	A	Seattle U	65 58	59	A	Ari zona	47 71					

Non-Div I Games:

Northern Ariz.

Average RPI Win:	178	WON-LOST	WINNING	LAST 10	STRENGTH OF	OPP. STRENGTH	TEAM	ADJ.	CONF.	ADJ CONF.
Average RPI Loss:	91	RECORD	PCT. RANK	GAMES	SCHEDULE	OF SCHEDULE	RPI	RPI	RPI	RPI
DIV. I ONLY	9- 4	79	8-2	159	45	57	57	13	13	
DIV. I NON-CONF.	5- 4	139	0- 0	150	30	85	85	11	11	

TOTALS	RPI 1-25	RPI 26-50	W-L RECORDS	RPI 51-100	RPI 101-150	RPI 150+				
9- 4	0- 0	0- 2	OVERALL	0- 1	3- 0	6- 1				
5- 0	0- 0	0- 0	HOME	0- 0	2- 0	3- 0				
4- 4	0- 0	0- 2	AWAY	0- 1	1- 0	3- 1				
0- 0	0- 0	0- 0	NEUTRAL	0- 0	0- 0	0- 0				
5- 4	0- 0	0- 2	NON-CONFERENCE	0- 1	1- 0	4- 1				
3- 0	0- 0	0- 0	HOME	0- 0	1- 0	2- 0				
2- 4	0- 0	0- 2	AWAY	0- 1	0- 0	2- 1				
0- 0	0- 0	0- 0	NEUTRAL	0- 0	0- 0	0- 0				
4- 0	0- 0	0- 0	CONFERENCE	0- 0	2- 0	2- 0				
2- 0	0- 0	0- 0	HOME	0- 0	1- 0	1- 0				
2- 0	0- 0	0- 0	AWAY	0- 0	1- 0	1- 0				
0- 0	0- 0	0- 0	NEUTRAL	0- 0	0- 0	0- 0				

RPI 1-25				RPI 26-50				RPI 51-100				Team's RPI: 57				RPI 101+			
RPI	S	Opponent	Score	RPI	S	Opponent	Score	RPI	S	Opponent	Score	RPI	S	Opponent	Score	RPI	S	Opponent	Score
				32	A	BYU	50 70	88	A	Colorado	69 77	105	A	Idaho	86 72				
				48	A	LSU	57 62					120	H	Chattanooga	68 65				
												127	H	Portland St.	79 63				
												154	H	Denver	74 66				
												174	A	Colorado St.	53 47				
												194	A	Air Force	57 69				
												197	A	Eastern Wash.	67 62				
												238	H	SMU	58 57				
												243	A	San Francisco	68 63				
												244	H	Sacramento St.	82 69				
LAST 12 Division I GAMES:																			
238	H	SMU	58 57	197	A	Eastern Wash.	67 62												
194	A	Air Force	57 69	105	A	Idaho	86 72												
243	A	San Francisco	68 63	127	H	Portland St.	79 63												
174	A	Colorado St.	53 47	244	H	Sacramento St.	82 69												
154	H	Denver	74 66	32	A	BYU	50 70												
48	A	LSU	57 62	120	H	Chattanooga	68 65												

Non-Div I Games:

Northern Colo.

Average RPI	Win:	207	WON-LOST	WINNING	LAST 10	STRENGTH OF	OPP. STRENGTH	TEAM	ADJ.	CONF.	ADJ CONF.
Average RPI	Loss:	78	RECORD	PCT. RANK	GAMES	SCHEDULE	OF SCHEDULE	RPI	RPI	RPI	RPI
DIV. I ONLY		9- 5		101	7-3	143	129	92	92	8	8
DIV. I NON-CONF.		8- 4		91	1- 0	198	96	100	100	8	8

TOTALS	RPI 1-25		RPI 26-50		W-L RECORDS	RPI 51-100		RPI 101-150		RPI 150+	
9- 5	0- 2		0- 0		OVERALL	1- 1		2- 1		6- 1	
7- 0	0- 0		0- 0		HOME	1- 0		2- 0		4- 0	
0- 5	0- 2		0- 0		AWAY	0- 1		0- 1		0- 1	
2- 0	0- 0		0- 0		NEUTRAL	0- 0		0- 0		2- 0	
8- 4	0- 2		0- 0		NON-CONFERENCE	1- 0		1- 1		6- 1	
6- 0	0- 0		0- 0		HOME	1- 0		1- 0		4- 0	
0- 4	0- 2		0- 0		AWAY	0- 0		0- 1		0- 1	
2- 0	0- 0		0- 0		NEUTRAL	0- 0		0- 0		2- 0	
1- 1	0- 0		0- 0		CONFERENCE	0- 1		1- 0		0- 0	
1- 0	0- 0		0- 0		HOME	0- 0		1- 0		0- 0	
0- 1	0- 0		0- 0		AWAY	0- 1		0- 0		0- 0	
0- 0	0- 0		0- 0		NEUTRAL	0- 0		0- 0		0- 0	

RPI 1-25				RPI 26-50				RPI 51-100				RPI 101+			
RPI	S	Opponent	Score	RPI	S	Opponent	Score	RPI	S	Opponent	Score	RPI	S	Opponent	Score
2	A	Iowa St.	60 70					64	H	UNI	70 59	109	H	Yale	89 80
15	A	Indiana	73 91					96	A	Kent St.	78 87	116	H	Mi ami (OH)	82 71
												124	A	Montana	70 86
												152	A	Southern Ill.	73 82
												216	N	Western Ill.	86 61
												221	H	Eastern Ill.	78 59
												237	N	Nevada	98 69
												242	H	Brown	109 102
												322	H	North Dakota St.	81 63
												338	H	Chicago St.	114 52

LAST 12 Division I GAMES:															
338	H	Chicago St.	114 52	237	N	Nevada	98 69	64	H	UNI	70 59				
221	H	Eastern Ill.	78 59					2	A	Iowa St.	60 70				
216	N	Western Ill.	86 61					96	A	Kent St.	78 87				
152	A	Southern Ill.	73 82					116	H	Mi ami (OH)	82 71				
124	A	Montana	70 86					242	H	Brown	109 102				
322	H	North Dakota St.	81 63												

Non-Div I Games:

Northern Ill.

Average RPI Win:	258	WON-LOST	WINNING	LAST 10	STRENGTH OF	OPP. STRENGTH	TEAM	ADJ.	CONF.	ADJ CONF.
Average RPI Loss:	139	RECORD	PCT. RANK	GAMES	SCHEDULE	OF SCHEDULE	RPI	RPI	RPI	RPI
DIV. I ONLY	2- 11	316	2-8	154	182	274	274	19	19	
DIV. I NON-CONF.	0- 9	336	0- 0	85	230	302	302	16	16	

TOTALS	RPI 1-25	RPI 26-50	W-L RECORDS	RPI 51-100	RPI 101-150	RPI 150+				
2- 11	0- 1	0- 2	OVERALL	0- 1	0- 2	2- 5				
1- 3	0- 0	0- 2	HOME	0- 0	0- 0	1- 1				
1- 5	0- 1	0- 0	AWAY	0- 1	0- 2	1- 1				
0- 3	0- 0	0- 0	NEUTRAL	0- 0	0- 0	0- 3				
0- 9	0- 1	0- 1	NON-CONFERENCE	0- 1	0- 1	0- 5				
0- 2	0- 0	0- 1	HOME	0- 0	0- 0	0- 1				
0- 4	0- 1	0- 0	AWAY	0- 1	0- 1	0- 1				
0- 3	0- 0	0- 0	NEUTRAL	0- 0	0- 0	0- 3				
2- 2	0- 0	0- 1	CONFERENCE	0- 0	0- 1	2- 0				
1- 1	0- 0	0- 1	HOME	0- 0	0- 0	1- 0				
1- 1	0- 0	0- 0	AWAY	0- 0	0- 1	1- 0				
0- 0	0- 0	0- 0	NEUTRAL	0- 0	0- 0	0- 0				

RPI 1-25				RPI 26-50				RPI 51-100				RPI 101+				Team's RPI: 274
RPI	S	Opponent	Score	RPI	S	Opponent	Score	RPI	S	Opponent	Score	RPI	S	Opponent	Score	
7	A	Louisville	59 92	43	H	Belmont	53 71	96	A	Kent St.	61 62	113	A	IUPUI	48 70	
				49	H	Green Bay	61 81					126	A	Providence	43 48	
												165	N	Akron	60 77	
												169	N	Pepperdine	46 51	
												172	H	Illinois St.	53 58	
												187	H	Milwaukee	55 54	
												257	N	La Salle	56 74	
												328	A	UIC	67 49	
												337	A	Austin Peay	48 52	

LAST 12 Division I GAMES:																
257	N	La Salle	56 74	49	H	Green Bay	61 81	187	H	Milwaukee	55 54	113	A	IUPUI	48 70	
7	A	Louisville	59 92					328	A	UIC	67 49	169	N	Pepperdine	46 51	
172	H	Illinois St.	53 58					126	A	Providence	43 48					
337	A	Austin Peay	48 52													
43	H	Belmont	53 71													
165	N	Akron	60 77													

Non-Div I Games: Alderson Broaddus 73 32

Northern Ky.

Average RPI Win:	166	WON-LOST	WINNING	LAST 10	STRENGTH OF	OPP. STRENGTH	TEAM	ADJ.	CONF.	ADJ CONF.
Average RPI Loss:	50	RECORD	PCT. RANK	GAMES	SCHEDULE	OF SCHEDULE	RPI	RPI	RPI	RPI
DIV. I ONLY	9- 6	115	4-6	75	36	85	85	4	4	
DIV. I NON-CONF.	7- 4	109	0- 1	157	37	116	116	4	4	

TOTALS	RPI 1-25	RPI 26-50	W-L RECORDS	RPI 51-100	RPI 101-150	RPI 150+				
9- 6	1- 2	2- 0	OVERALL	0- 4	2- 0	4- 0				
6- 2	1- 1	1- 0	HOME	0- 1	2- 0	2- 0				
2- 3	0- 1	1- 0	AWAY	0- 2	0- 0	1- 0				
1- 1	0- 0	0- 0	NEUTRAL	0- 1	0- 0	1- 0				
7- 4	0- 1	2- 0	NON-CONFERENCE	0- 3	1- 0	4- 0				
4- 2	0- 1	1- 0	HOME	0- 1	1- 0	2- 0				
2- 1	0- 0	1- 0	AWAY	0- 1	0- 0	1- 0				
1- 1	0- 0	0- 0	NEUTRAL	0- 1	0- 0	1- 0				
2- 2	1- 1	0- 0	CONFERENCE	0- 1	1- 0	0- 0				
2- 0	1- 0	0- 0	HOME	0- 0	1- 0	0- 0				
0- 2	0- 1	0- 0	AWAY	0- 1	0- 0	0- 0				
0- 0	0- 0	0- 0	NEUTRAL	0- 0	0- 0	0- 0				

RPI 1-25				RPI 26-50				RPI 51-100 Team's RPI: 85				RPI 101+			
RPI	S	Opponent	Score	RPI	S	Opponent	Score	RPI	S	Opponent	Score	RPI	S	Opponent	Score
16	H	Marquette	57 76	35	H	Duke	84 58	54	A	DePaul	60 76	121	H	UT Martin	90 64
20	A	Rutgers	41 45	49	A	Green Bay	57 55	61	N	Kansas	57 66	143	H	Illinois	68 45
25	H	Michigan St.	70 62					73	A	Michigan	78 79	215	A	Florida	83 74
								76	H	Pittsburgh	49 52	241	N	Wichita St.	65 43
												328	H	UIC	87 44
												338	H	Chicago St.	97 35

LAST 12 Division I GAMES:															
338	H	Chicago St.	97 35	61	N	Kansas	57 66	73	A	Michigan	78 79				
16	H	Marquette	57 76	25	H	Michigan St.	70 62	143	H	Illinois	68 45				
54	A	DePaul	60 76	20	A	Rutgers	41 45								
76	H	Pittsburgh	49 52	241	N	Wichita St.	65 43								
121	H	UT Martin	90 64												
215	A	Florida	83 74												

Non-Div I Games:

Northwestern

Average RPI Win:	346	WON-LOST	WINNING	LAST 10	STRENGTH OF	OPP. STRENGTH	TEAM	ADJ.	CONF.	ADJ CONF.
Average RPI Loss:	170	RECORD	PCT. RANK	GAMES	SCHEDULE	OF SCHEDULE	RPI	RPI	RPI	RPI

DIV. I ONLY	2- 8	302	4-6	316	233	335	335	25	25
DIV. I NON-CONF.	1- 6	318	0- 0	230	178	326	326	22	22
<hr/>									
TOTALS	RPI 1-25	RPI 26-50	W-L RECORDS	RPI 51-100	RPI 101-150	RPI 150+			
2- 8	0- 0	0- 2	OVERALL	0- 0	0- 2	2- 4			
2- 1	0- 0	0- 0	HOME	0- 0	0- 0	2- 1			
0- 7	0- 0	0- 2	AWAY	0- 0	0- 2	0- 3			
0- 0	0- 0	0- 0	NEUTRAL	0- 0	0- 0	0- 0			
1- 6	0- 0	0- 2	NON-CONFERENCE	0- 0	0- 2	1- 2			
1- 1	0- 0	0- 0	HOME	0- 0	0- 0	1- 1			
0- 5	0- 0	0- 2	AWAY	0- 0	0- 2	0- 1			
0- 0	0- 0	0- 0	NEUTRAL	0- 0	0- 0	0- 0			
1- 2	0- 0	0- 0	CONFERENCE	0- 0	0- 0	1- 2			
1- 0	0- 0	0- 0	HOME	0- 0	0- 0	1- 0			
0- 2	0- 0	0- 0	AWAY	0- 0	0- 0	0- 2			
0- 0	0- 0	0- 0	NEUTRAL	0- 0	0- 0	0- 0			

RPI 1-25				RPI 26-50				RPI 51-100				RPI 101+ Team's RPI: 335			
RPI	S	Opponent	Score	RPI	S	Opponent	Score	RPI	S	Opponent	Score	RPI	S	Opponent	Score
				36	A	Texas	66 104					118	A	Al abama	73 87
				50	A	Arkansas	53 98					138	A	Okl ahoma	56 93
												176	A	Ni chol l s St.	86 97
												240	A	Southern Mi ss.	54 69
												295	A	A&M-Corpus Christi	55 79
												304	H	La. -Monroe	55 63
												340	H	McNeese	82 63
												351	H	Al corn	78 65
<hr/>															
LAST 12 Division I GAMES:															
				240	A	Southern Mi ss.	54 69	295	A	A&M-Corpus Christi	55 79				
				351	H	Al corn	78 65	340	H	McNeese	82 63				
				138	A	Okl ahoma	56 93	176	A	Ni chol l s St.	86 97				
				50	A	Arkansas	53 98	36	A	Texas	66 104				
								118	A	Al abama	73 87				
								304	H	La. -Monroe	55 63				

Non-Div I Games: Loyola (LA) 71 66 Central Baptist 82 56 LeTourneau 100 40 Centenary (LA) 94 51 Northwestern St.

Average RPI	Win:	66	WON-LOST	WINNING	LAST 10	STRENGTH OF	OPP. STRENGTH	TEAM	ADJ.	CONF.	ADJ CONF.
Average RPI	Loss:	5	RECORD	PCT. RANK	GAMES	SCHEDULE	OF SCHEDULE	RPI	RPI	RPI	RPI
DIV. I ONLY		15- 1		2	9-1	1	7	1	1	1	1
DIV. I NON-CONF.		12- 1		10	1- 0	2	13	1	1	1	1

TOTALS	RPI 1-25		RPI 26-50		W-L RECORDS	RPI 51-100		RPI 101-150		RPI 150+	
15- 1	5- 1		1- 0		OVERALL	6- 0		2- 0		1- 0	
8- 1	2- 1		0- 0		HOME	3- 0		2- 0		1- 0	
4- 0	1- 0		1- 0		AWAY	2- 0		0- 0		0- 0	
3- 0	2- 0		0- 0		NEUTRAL	1- 0		0- 0		0- 0	
12- 1	4- 1		0- 0		NON-CONFERENCE	5- 0		2- 0		1- 0	
6- 1	1- 1		0- 0		HOME	2- 0		2- 0		1- 0	
3- 0	1- 0		0- 0		AWAY	2- 0		0- 0		0- 0	
3- 0	2- 0		0- 0		NEUTRAL	1- 0		0- 0		0- 0	
3- 0	1- 0		1- 0		CONFERENCE	1- 0		0- 0		0- 0	
2- 0	1- 0		0- 0		HOME	1- 0		0- 0		0- 0	
1- 0	0- 0		1- 0		AWAY	0- 0		0- 0		0- 0	
0- 0	0- 0		0- 0		NEUTRAL	0- 0		0- 0		0- 0	

RPI	S	Opponent	Score	RPI	S	Opponent	Score	RPI	S	Opponent	Score	RPI	S	Opponent	Score
5	H	UConn	71 89	44	A	Georgi a Tech	76 55	54	A	DePaul	101 77	108	H	Lehigh	95 68
7	H	Louisvi lle	82 68					60	N	Oregon St.	91 81	111	H	Western Ky.	94 53
10	N	Gonzaga	81 65					63	H	Harvard	103 58	246	H	Bi nghamton	103 53
11	N	Drake	82 64					76	H	Pi ttsburgh	100 44				
14	H	Iowa	105 71					80	H	Penn	75 55				
16	A	Marquette	87 63					89	A	Toledo	72 56				

LAST 12 Di v i s i o n I GAMES:															
60	N	Oregon St.	91 81	7	H	Louisvi lle	82 68								
11	N	Drake	82 64	44	A	Georgi a Tech	76 55								
246	H	Bi nghamton	103 53	76	H	Pi ttsburgh	100 44								
89	A	Toledo	72 56	108	H	Lehigh	95 68								
5	H	UConn	71 89	16	A	Marquette	87 63								
14	H	Iowa	105 71	111	H	Western Ky.	94 53								

Non-Di v I Games:

Notre Dame

Average RPI Win:	322	WON-LOST	WINNING	LAST 10	STRENGTH OF	OPP. STRENGTH	TEAM	ADJ.	CONF.	ADJ CONF.
Average RPI Loss:	113	RECORD	PCT. RANK	GAMES	SCHEDULE	OF SCHEDULE	RPI	RPI	RPI	RPI
DIV. I ONLY	2- 10	312	3-7	47	240	254	254	19	19	
DIV. I NON-CONF.	1- 8	322	0- 0	11	222	206	206	16	16	

TOTALS	RPI 1-25	RPI 26-50	W-L RECORDS	RPI 51-100	RPI 101-150	RPI 150+				
2- 10	0- 3	0- 0	OVERALL	0- 2	0- 1	2- 4				
2- 5	0- 2	0- 0	HOME	0- 1	0- 1	2- 1				
0- 4	0- 1	0- 0	AWAY	0- 1	0- 0	0- 2				
0- 1	0- 0	0- 0	NEUTRAL	0- 0	0- 0	0- 1				
1- 8	0- 3	0- 0	NON-CONFERENCE	0- 2	0- 0	1- 3				
1- 3	0- 2	0- 0	HOME	0- 1	0- 0	1- 0				
0- 4	0- 1	0- 0	AWAY	0- 1	0- 0	0- 2				
0- 1	0- 0	0- 0	NEUTRAL	0- 0	0- 0	0- 1				
1- 2	0- 0	0- 0	CONFERENCE	0- 0	0- 1	1- 1				
1- 2	0- 0	0- 0	HOME	0- 0	0- 1	1- 1				
0- 0	0- 0	0- 0	AWAY	0- 0	0- 0	0- 0				
0- 0	0- 0	0- 0	NEUTRAL	0- 0	0- 0	0- 0				

RPI 1-25				RPI 26-50				RPI 51-100				RPI 101+ Team's RPI: 254			
RPI	S	Opponent	Score	RPI	S	Opponent	Score	RPI	S	Opponent	Score	RPI	S	Opponent	Score
15	H	Indiana	32 59					73	H	Michigan	59 85	125	H	Youngstown St.	55 69
21	A	Central Mich.	61 104					96	A	Kent St.	65 75	165	N	Akron	65 85
25	H	Michigan St.	58 102									172	A	Illinois St.	56 62
												185	A	Bradley	64 73
												253	H	Cleveland St.	62 64
												311	H	Cani si us	71 60
												332	H	Detroit Mercy	74 67
LAST 12 Division I GAMES:															
332	H	Detroit Mercy	74 67	253	H	Cleveland St.	62 64								
125	H	Youngstown St.	55 69	73	H	Michigan	59 85								
96	A	Kent St.	65 75	25	H	Michigan St.	58 102								
165	N	Akron	65 85	185	A	Bradley	64 73								
15	H	Indiana	32 59	172	A	Illinois St.	56 62								
21	A	Central Mich.	61 104	311	H	Cani si us	71 60								

Non-Div I Games: Grace Bible (MI) 94 48 Rochester College 64 46

Oakland

Average RPI Win:	180	WON-LOST	WINNING	LAST 10	STRENGTH OF	OPP. STRENGTH	TEAM	ADJ.	CONF.	ADJ CONF.
Average RPI Loss:	21	RECORD	PCT. RANK	GAMES	SCHEDULE	OF SCHEDULE	RPI	RPI	RPI	RPI
DIV. I ONLY	12- 1	11	9-1	253	43	58	58	8	8	
DIV. I NON-CONF.	11- 0	1	0- 0	315	51	56	56	8	8	

TOTALS	RPI 1-25	RPI 26-50	W-L RECORDS	RPI 51-100	RPI 101-150	RPI 150+				
12- 1	0- 1	1- 0	OVERALL	2- 0	2- 0	7- 0				
6- 1	0- 1	0- 0	HOME	1- 0	0- 0	5- 0				
4- 0	0- 0	1- 0	AWAY	0- 0	2- 0	1- 0				
2- 0	0- 0	0- 0	NEUTRAL	1- 0	0- 0	1- 0				
11- 0	0- 0	0- 0	NON-CONFERENCE	2- 0	2- 0	7- 0				
6- 0	0- 0	0- 0	HOME	1- 0	0- 0	5- 0				
3- 0	0- 0	0- 0	AWAY	0- 0	2- 0	1- 0				
2- 0	0- 0	0- 0	NEUTRAL	1- 0	0- 0	1- 0				
1- 1	0- 1	1- 0	CONFERENCE	0- 0	0- 0	0- 0				
0- 1	0- 1	0- 0	HOME	0- 0	0- 0	0- 0				
1- 0	0- 0	1- 0	AWAY	0- 0	0- 0	0- 0				
0- 0	0- 0	0- 0	NEUTRAL	0- 0	0- 0	0- 0				

RPI 1-25				RPI 26-50				RPI 51-100				RPI 101+			
RPI	S	Opponent	Score	RPI	S	Opponent	Score	RPI	S	Opponent	Score	RPI	S	Opponent	Score
21	H	Central Mich.	70 88	47	A	Buffalo	74 71	56	H	Purdue	80 73	113	A	IUPUI	73 66
								62	N	Lamar University	87 62	149	A	American	77 67
												161	H	UNCW	95 72
												202	N	St. Bonaventure	70 53
												246	H	Binghamton	86 49
												253	H	Cleveland St.	72 54
												263	H	Coppin St.	87 62
												277	A	Richmond	109 58
												326	H	Eastern Ky.	100 60

LAST 12 Division I GAMES:															
21	H	Central Mich.	70 88	149	A	American	77 67	277	A	Richmond	109 58	113	A	IUPUI	73 66
47	A	Buffalo	74 71	263	H	Coppin St.	87 62	56	H	Purdue	80 73	246	H	Binghamton	86 49
62	N	Lamar University	87 62	253	H	Cleveland St.	72 54								
202	N	St. Bonaventure	70 53												
326	H	Eastern Ky.	100 60												
246	H	Binghamton	86 49												

Non-Div I Games:

Ohio

Average RPI Win:	147	WON-LOST	WINNING	LAST 10	STRENGTH OF	OPP. STRENGTH	TEAM	ADJ.	CONF.	ADJ CONF.
Average RPI Loss:	66	RECORD	PCT. RANK	GAMES	SCHEDULE	OF SCHEDULE	RPI	RPI	RPI	RPI
DIV. I ONLY	5- 8	228	4-6	18	29	133	133	4	4	
DIV. I NON-CONF.	4- 5	190	0- 0	54	32	151	151	4	4	

TOTALS	RPI 1-25	RPI 26-50	W-L RECORDS	RPI 51-100	RPI 101-150	RPI 150+				
5- 8	1- 2	1- 1	OVERALL	0- 3	1- 2	2- 0				
5- 2	1- 0	1- 0	HOME	0- 1	1- 1	2- 0				
0- 4	0- 1	0- 1	AWAY	0- 1	0- 1	0- 0				
0- 2	0- 1	0- 0	NEUTRAL	0- 1	0- 0	0- 0				
4- 5	0- 2	1- 0	NON-CONFERENCE	0- 1	1- 2	2- 0				
4- 1	0- 0	1- 0	HOME	0- 0	1- 1	2- 0				
0- 2	0- 1	0- 0	AWAY	0- 0	0- 1	0- 0				
0- 2	0- 1	0- 0	NEUTRAL	0- 1	0- 0	0- 0				
1- 3	1- 0	0- 1	CONFERENCE	0- 2	0- 0	0- 0				
1- 1	1- 0	0- 0	HOME	0- 1	0- 0	0- 0				
0- 2	0- 0	0- 1	AWAY	0- 1	0- 0	0- 0				
0- 0	0- 0	0- 0	NEUTRAL	0- 0	0- 0	0- 0				

RPI 1-25				RPI 26-50				RPI 51-100				RPI 101+ Team's RPI: 133			
RPI	S	Opponent	Score	RPI	S	Opponent	Score	RPI	S	Opponent	Score	RPI	S	Opponent	Score
5	A	UConn	53 85	29	A	Maryland	69 75	56	A	Purdue	42 60	114	A	Washington	59 69
15	H	Indiana	55 50	41	H	North Carolina	76 69	74	N	Virginia Tech	73 81	132	H	Cincinnati	69 56
18	N	Butler	53 66					91	H	Nebraska	69 78	141	H	South Fla.	47 71
												215	H	Florida	46 41
												332	H	Detroit Mercy	55 41
LAST 12 Division I GAMES:															
15	H	Indiana	55 50	91	H	Nebraska	69 78								
29	A	Maryland	69 75	56	A	Purdue	42 60								
132	H	Cincinnati	69 56	74	N	Virginia Tech	73 81								
41	H	North Carolina	76 69	18	N	Butler	53 66								
5	A	UConn	53 85	215	H	Florida	46 41								
332	H	Detroit Mercy	55 41	114	A	Washington	59 69								

Non-Div I Games:

Ohio St.

Oklahoma

Oklahoma				Through Games Of Jan. 10, 2019						
Average RPI Win:	232	WON-LOST RECORD	WINNING PCT. RANK	LAST 10 GAMES	STRENGTH OF SCHEDULE	OPP. STRENGTH OF SCHEDULE	TEAM RPI	ADJ. RPI	CONF. RPI	ADJ CONF. RPI
Average RPI Loss:	69									
DIV. I ONLY		5- 9	242	3-7	17	164	138	138	3	3
DIV. I NON-CONF.		4- 7	228	0- 1	35	184	166	166	3	3

TOTALS	RPI 1-25		RPI 26-50	W-L RECORDS	RPI 51-100		RPI 101-150		RPI 150+	
5- 9	0- 1		0- 2	OVERALL	0- 4		2- 1		3- 1	
4- 2	0- 1		0- 0	HOME	0- 1		2- 0		2- 0	
1- 5	0- 0		0- 2	AWAY	0- 2		0- 1		1- 0	
0- 2	0- 0		0- 0	NEUTRAL	0- 1		0- 0		0- 1	
4- 7	0- 1		0- 1	NON-CONFERENCE	0- 3		1- 1		3- 1	
3- 2	0- 1		0- 0	HOME	0- 1		1- 0		2- 0	
1- 3	0- 0		0- 1	AWAY	0- 1		0- 1		1- 0	
0- 2	0- 0		0- 0	NEUTRAL	0- 1		0- 0		0- 1	
1- 2	0- 0		0- 1	CONFERENCE	0- 1		1- 0		0- 0	
1- 0	0- 0		0- 0	HOME	0- 0		1- 0		0- 0	
0- 2	0- 0		0- 1	AWAY	0- 1		0- 0		0- 0	
0- 0	0- 0		0- 0	NEUTRAL	0- 0		0- 0		0- 0	

RPI 1-25				RPI 26-50				RPI 51-100				RPI 101+ Team's RPI: 138			
RPI	S	Opponent	Score	RPI	S	Opponent	Score	RPI	S	Opponent	Score	RPI	S	Opponent	Score
5	H	UConn	63 72	36	A	Texas	63 73	51	A	Kansas St.	56 86	111	H	Western Ky.	90 83
				38	A	Auburn	79 95	53	A	New Mexico	80 84	141	A	South Fla.	70 87
								54	H	DePaul	76 87	141	H	Texas Tech	66 61
								69	N	Clemson	62 74	173	N	UAB	84 89
												238	A	SMU	77 61
												333	H	Central Ark.	65 52
												335	H	Northwestern St.	93 56
LAST 12 Division I GAMES:															
				69	N	Clemson	62 74	51	A	Kansas St.	56 86				
				36	A	Texas	63 73	141	H	Texas Tech	66 61				
				38	A	Auburn	79 95	238	A	SMU	77 61				
				53	A	New Mexico	80 84	5	H	UConn	63 72				
				173	N	UAB	84 89	54	H	DePaul	76 87				
				141	A	South Fla.	70 87	333	H	Central Ark.	65 52				

Non-Div I Games:

Oklahoma

Average RPI Win:	172	WON-LOST	WINNING	LAST 10	STRENGTH OF	OPP. STRENGTH	TEAM	ADJ.	CONF.	ADJ CONF.
Average RPI Loss:	63	RECORD	PCT. RANK	GAMES	SCHEDULE	OF SCHEDULE	RPI	RPI	RPI	RPI
DIV. I ONLY	10- 4	68	6-4	98	74	72	72	3	3	
DIV. I NON-CONF.	9- 2	43	0- 0	218	56	80	80	3	3	
<hr/>										
TOTALS	RPI 1-25	RPI 26-50	W-L RECORDS	RPI 51-100	RPI 101-150	RPI 150+				
10- 4	0- 0	0- 3	OVERALL	1- 0	3- 0	6- 1				
9- 1	0- 0	0- 1	HOME	1- 0	3- 0	5- 0				
1- 3	0- 0	0- 2	AWAY	0- 0	0- 0	1- 1				
0- 0	0- 0	0- 0	NEUTRAL	0- 0	0- 0	0- 0				
9- 2	0- 0	0- 2	NON-CONFERENCE	0- 0	3- 0	6- 0				
8- 1	0- 0	0- 1	HOME	0- 0	3- 0	5- 0				
1- 1	0- 0	0- 1	AWAY	0- 0	0- 0	1- 0				
0- 0	0- 0	0- 0	NEUTRAL	0- 0	0- 0	0- 0				
1- 2	0- 0	0- 1	CONFERENCE	1- 0	0- 0	0- 1				
1- 0	0- 0	0- 0	HOME	1- 0	0- 0	0- 0				
0- 2	0- 0	0- 1	AWAY	0- 0	0- 0	0- 1				
0- 0	0- 0	0- 0	NEUTRAL	0- 0	0- 0	0- 0				

RPI 1-25				RPI 26-50				RPI 51-100				Team's RPI : 72				RPI 101+			
RPI	S	Opponent	Score	RPI	S	Opponent	Score	RPI	S	Opponent	Score	RPI	S	Opponent	Score	RPI	S	Opponent	Score
				28	A	UCLA	59 71	83	H	TCU	75 71	123	H	Texas St.	66 55				
				30	H	Tennessee	63 76					128	H	Grambling	86 40				
				36	A	Texas	51 60					129	H	Arkansas St.	62 60				
												156	A	West Virginia	58 67				
												162	H	Oral Roberts	89 69				
												163	H	Prairie View	70 50				
												208	H	Samford	82 62				
												210	H	UC Riverside	76 51				
												241	A	Wichita St.	60 47				
												271	H	Houston Baptist	77 44				
LAST 12 Division I GAMES:																			
				156	A	West Virginia	58 67	36	A	Texas	51 60								
				83	H	TCU	75 71	128	H	Grambling	86 40								
				123	H	Texas St.	66 55	162	H	Oral Roberts	89 69								
				241	A	Wichita St.	60 47	28	A	UCLA	59 71								
				208	H	Samford	82 62	271	H	Houston Baptist	77 44								
				163	H	Prairie View	70 50	30	H	Tennessee	63 76								

Non-Div I Games:

Oklahoma St.

Average RPI Win:	196	WON-LOST	WINNING	LAST 10	STRENGTH OF	OPP. STRENGTH	TEAM	ADJ.	CONF.	ADJ CONF.
Average RPI Loss:	108	RECORD	PCT. RANK	GAMES	SCHEDULE	OF SCHEDULE	RPI	RPI	RPI	RPI
DIV. I ONLY	10- 5	88	6-4	84	192	67	67	17	17	
DIV. I NON-CONF.	9- 3	62	0- 1	30	207	25	25	19	19	

TOTALS	RPI 1-25	RPI 26-50	W-L RECORDS	RPI 51-100	RPI 101-150	RPI 150+				
10- 5	0- 1	0- 1	OVERALL	1- 0	3- 2	6- 1				
5- 1	0- 0	0- 0	HOME	0- 0	1- 1	4- 0				
3- 3	0- 1	0- 0	AWAY	1- 0	1- 1	1- 1				
2- 1	0- 0	0- 1	NEUTRAL	0- 0	1- 0	1- 0				
9- 3	0- 1	0- 1	NON-CONFERENCE	1- 0	3- 1	5- 0				
4- 1	0- 0	0- 0	HOME	0- 0	1- 1	3- 0				
3- 1	0- 1	0- 0	AWAY	1- 0	1- 0	1- 0				
2- 1	0- 0	0- 1	NEUTRAL	0- 0	1- 0	1- 0				
1- 2	0- 0	0- 0	CONFERENCE	0- 0	0- 1	1- 1				
1- 0	0- 0	0- 0	HOME	0- 0	0- 0	1- 0				
0- 2	0- 0	0- 0	AWAY	0- 0	0- 1	0- 1				
0- 0	0- 0	0- 0	NEUTRAL	0- 0	0- 0	0- 0				

RPI 1-25				RPI 26-50				RPI 51-100				Team's RPI: 67				RPI 101+			
RPI	S	Opponent	Score	RPI	S	Opponent	Score	RPI	S	Opponent	Score					RPI	S	Opponent	Score
9	A	NC State	56 85	39	N	Saint Mary's (CA)	65 83	77	A	Tulane	56 48					111	A	Western Ky.	60 75
																115	N	Tennessee Tech	80 73
																122	H	Virginia	67 73
																132	A	Cincinnati	76 72
																134	H	William & Mary	83 69
																167	H	VCU	60 57
																239	N	Jacksonville	78 76
																247	A	Campbell	83 59
																259	A	Marshall	48 57
																263	H	Coppin St.	81 51
																281	H	Fla. Atlantic	87 53
																302	H	Norfolk St.	69 53
LAST 12 Division I GAMES:																			
				39	N	Saint Mary's (CA)	65 83					111	A	Western Ky.	60 75				
				281	H	Fla. Atlantic	87 53					259	A	Marshall	48 57				
				9	A	NC State	56 85					263	H	Coppin St.	81 51				
				115	N	Tennessee Tech	80 73					77	A	Tulane	56 48				
				239	N	Jacksonville	78 76					167	H	VCU	60 57				
				122	H	Virginia	67 73					134	H	William & Mary	83 69				

Non-Div I Games:

Old Dominion

O
l
e
M
i
s
s

Ole Miss				Through Games Of Jan. 10, 2019						
Average RPI Win:	294	WON-LOST RECORD	WINNING PCT. RANK	LAST 10 GAMES	STRENGTH OF SCHEDULE	OPP. STRENGTH OF SCHEDULE	TEAM RPI	ADJ. RPI	CONF. RPI	ADJ CONF. RPI
Average RPI Loss:	80									
DIV. I ONLY		6- 11	246	3-7	88	210	222	222	6	6
DIV. I NON-CONF.		6- 8	199	0- 0	138	278	253	253	6	6

TOTALS	RPI 1-25		RPI 26-50	W-L RECORDS	RPI 51-100		RPI 101-150		RPI 150+	
6- 11	0- 1		0- 3	OVERALL	0- 4		0- 1		6- 2	
6- 6	0- 0		0- 2	HOME	0- 2		0- 1		6- 1	
0- 2	0- 0		0- 1	AWAY	0- 0		0- 0		0- 1	
0- 3	0- 1		0- 0	NEUTRAL	0- 2		0- 0		0- 0	
6- 8	0- 1		0- 0	NON-CONFERENCE	0- 4		0- 1		6- 2	
6- 4	0- 0		0- 0	HOME	0- 2		0- 1		6- 1	
0- 1	0- 0		0- 0	AWAY	0- 0		0- 0		0- 1	
0- 3	0- 1		0- 0	NEUTRAL	0- 2		0- 0		0- 0	
0- 3	0- 0		0- 3	CONFERENCE	0- 0		0- 0		0- 0	
0- 2	0- 0		0- 2	HOME	0- 0		0- 0		0- 0	
0- 1	0- 0		0- 1	AWAY	0- 0		0- 0		0- 0	
0- 0	0- 0		0- 0	NEUTRAL	0- 0		0- 0		0- 0	

RPI 1-25				RPI 26-50				RPI 51-100				RPI 101+ Team's RPI: 222			
RPI	S	Opponent	Score	RPI	S	Opponent	Score	RPI	S	Opponent	Score	RPI	S	Opponent	Score
5	N	UConn	50 90	27	A	Missouri	55 78	56	N	Purdue	59 70	113	H	IUPUI	58 66
				48	H	LSU	41 55	66	N	St. John's (NY)	59 64	151	A	Louisiana Tech	71 80
				50	H	Arkansas	55 85	83	H	TCU	50 55	181	H	Jacksonville St.	49 60
								99	H	Troy	54 71	252	H	Temple	62 55
												283	H	North Florida	82 69
												289	H	Louisiana	79 57
												292	H	Western Mich.	69 66
												302	H	Norfolk St.	60 42
												347	H	Savannah St.	74 51

LAST 12 Division I GAMES:															
48	H	LSU	41 55	27	A	Missouri	55 78	283	H	North Florida	82 69				
50	H	Arkansas	55 85					99	H	Troy	54 71				
181	H	Jacksonville St.	49 60					151	A	Louisiana Tech	71 80				
83	H	TCU	50 55					289	H	Louisiana	79 57				
66	N	St. John's (NY)	59 64					347	H	Savannah St.	74 51				
56	N	Purdue	59 70												

Non-Div I Games:

Ole Miss

Average RPI Win: 312
Average RPI Loss: 141

WON-LOST
RECORD

WINNING
PCT. RANK

LAST 10
GAMES

STRENGTH OF
SCHEDULE

OPP. STRENGTH
OF SCHEDULE

TEAM
RPI

ADJ.
RPI

CONF.
RPI

ADJ CONF.
RPI

DIV. I ONLY	5- 10	247	3-7	295	261	298	298	16	16
DIV. I NON-CONF.	4- 7	228	1- 0	287	243	280	280	15	15

TOTALS	RPI 1-25	RPI 26-50	W-L RECORDS	RPI 51-100	RPI 101-150	RPI 150+			
5- 10	0- 0	0- 0	OVERALL	0- 3	0- 1	5- 6			
3- 4	0- 0	0- 0	HOME	0- 0	0- 0	3- 4			
1- 5	0- 0	0- 0	AWAY	0- 3	0- 1	1- 1			
1- 1	0- 0	0- 0	NEUTRAL	0- 0	0- 0	1- 1			
4- 7	0- 0	0- 0	NON-CONFERENCE	0- 3	0- 1	4- 3			
2- 2	0- 0	0- 0	HOME	0- 0	0- 0	2- 2			
1- 4	0- 0	0- 0	AWAY	0- 3	0- 1	1- 0			
1- 1	0- 0	0- 0	NEUTRAL	0- 0	0- 0	1- 1			
1- 3	0- 0	0- 0	CONFERENCE	0- 0	0- 0	1- 3			
1- 2	0- 0	0- 0	HOME	0- 0	0- 0	1- 2			
0- 1	0- 0	0- 0	AWAY	0- 0	0- 0	0- 1			
0- 0	0- 0	0- 0	NEUTRAL	0- 0	0- 0	0- 0			

RPI 1-25				RPI 26-50				RPI 51-100				RPI 101+ Team's RPI: 298			
RPI	S	Opponent	Score	RPI	S	Opponent	Score	RPI	S	Opponent	Score	RPI	S	Opponent	Score
								51	A	Kansas St.	46 61	135	A	Montana St.	56 59
								64	A	UNI	50 79	154	H	Denver	68 95
								82	A	Creighton	51 66	157	H	CSUN	52 64
												162	H	Oral Roberts	56 71
												171	A	North Dakota	57 68
												185	H	Bradley	60 80
												247	N	Campbell	52 65
												284	H	CSU Bakersfield	53 46
												293	H	USC Upstate	96 69
												322	H	North Dakota St.	78 61
												330	N	Florida A&M	57 50
												332	A	Detroit Mercy	51 42
LAST 12 Division I GAMES:															
330	N	Florida A&M	57 50	322	H	North Dakota St.	78 61								
171	A	North Dakota	57 68	162	H	Oral Roberts	56 71								
284	H	CSU Bakersfield	53 46	154	H	Denver	68 95								
82	A	Creighton	51 66	64	A	UNI	50 79								
332	A	Detroit Mercy	51 42	135	A	Montana St.	56 59								
247	N	Campbell	52 65	185	H	Bradley	60 80								

Non-Div I Games: Graceland (IA) 81 39

Omaha

Oral Roberts

Through Games Of Jan. 10, 2019

Average RPI Win:	232	WON-LOST	WINNING	LAST 10	STRENGTH OF	OPP. STRENGTH	TEAM	ADJ.	CONF.	ADJ CONF.
Average RPI Loss:	92	RECORD	PCT. RANK	GAMES	SCHEDULE	OF SCHEDULE	RPI	RPI	RPI	RPI
DIV. I ONLY	8- 7	157	7-3	216	115	162	162	16	16	
DIV. I NON-CONF.	5- 6	177	0- 0	106	68	114	114	15	15	

TOTALS	RPI 1-25	RPI 26-50	W-L RECORDS	RPI 51-100	RPI 101-150	RPI 150+				
8- 7	0- 1	0- 1	OVERALL	0- 2	1- 2	7- 1				
3- 3	0- 0	0- 0	HOME	0- 0	0- 2	3- 1				
5- 4	0- 1	0- 1	AWAY	0- 2	1- 0	4- 0				
0- 0	0- 0	0- 0	NEUTRAL	0- 0	0- 0	0- 0				
5- 6	0- 1	0- 1	NON-CONFERENCE	0- 2	1- 2	4- 0				
2- 2	0- 0	0- 0	HOME	0- 0	0- 2	2- 0				
3- 4	0- 1	0- 1	AWAY	0- 2	1- 0	2- 0				
0- 0	0- 0	0- 0	NEUTRAL	0- 0	0- 0	0- 0				
3- 1	0- 0	0- 0	CONFERENCE	0- 0	0- 0	3- 1				
1- 1	0- 0	0- 0	HOME	0- 0	0- 0	1- 1				
2- 0	0- 0	0- 0	AWAY	0- 0	0- 0	2- 0				
0- 0	0- 0	0- 0	NEUTRAL	0- 0	0- 0	0- 0				

RPI 1-25				RPI 26-50				RPI 51-100				RPI 101+				Team's RPI: 162
RPI	S	Opponent	Score	RPI	S	Opponent	Score	RPI	S	Opponent	Score	RPI	S	Opponent	Score	
14	A	Iowa	77 90	50	A	Arkansas	61 74	61	A	Kansas	58 70	123	A	Texas St.	81 64	
								72	A	Oklahoma St.	69 89	131	H	UT Arlington	62 80	
												146	H	Tulsa	68 76	
												171	H	North Dakota	67 75	
												175	H	UMKC	75 64	
												204	A	Sam Houston St.	73 62	
												216	H	Western Ill.	68 64	
												225	H	Southern Utah	64 59	
												271	A	Houston Baptist	74 56	
												298	A	Omaha	71 56	
												342	A	Purdue Fort Wayne	72 61	
LAST 12 Division I GAMES:																
342	A	Purdue Fort Wayne	72 61	171	H	North Dakota	67 75	298	A	Omaha	71 56					
216	H	Western Ill.	68 64	72	A	Oklahoma St.	69 89	271	A	Houston Baptist	74 56					
225	H	Southern Utah	64 59	50	A	Arkansas	61 74	204	A	Sam Houston St.	73 62					
123	A	Texas St.	81 64	175	H	UMKC	75 64	131	H	UT Arlington	62 80					

Non-Div I Games: Harris-Stowe 74 46 Cent. Christian (KS) 47

Oral Roberts

Loss, Non-Conf, S Site, H Home A Away N Neutral

Average RPI Win: 105
Average RPI Loss: 25

WON-LOST
RECORD

WINNING
PCT. RANK

LAST 10
GAMES

STRENGTH OF
SCHEDULE

OPP. STRENGTH
OF SCHEDULE

TEAM
RPI

ADJ.
RPI

CONF.
RPI

ADJ CONF.
RPI

DIV. I ONLY	12- 1	11	9-1	19	15	8	8	2	2
DIV. I NON-CONF.	10- 1	19	0- 0	16	27	2	2	2	2

TOTALS	RPI 1-25	RPI 26-50	W-L RECORDS	RPI 51-100	RPI 101-150	RPI 150+			
12- 1	2- 1	3- 0	OVERALL	1- 0	3- 0	3- 0			
8- 0	2- 0	1- 0	HOME	1- 0	2- 0	2- 0			
3- 1	0- 1	2- 0	AWAY	0- 0	1- 0	0- 0			
1- 0	0- 0	0- 0	NEUTRAL	0- 0	0- 0	1- 0			
10- 1	2- 1	3- 0	NON-CONFERENCE	0- 0	2- 0	3- 0			
6- 0	2- 0	1- 0	HOME	0- 0	1- 0	2- 0			
3- 1	0- 1	2- 0	AWAY	0- 0	1- 0	0- 0			
1- 0	0- 0	0- 0	NEUTRAL	0- 0	0- 0	1- 0			
2- 0	0- 0	0- 0	CONFERENCE	1- 0	1- 0	0- 0			
2- 0	0- 0	0- 0	HOME	1- 0	1- 0	0- 0			
0- 0	0- 0	0- 0	AWAY	0- 0	0- 0	0- 0			
0- 0	0- 0	0- 0	NEUTRAL	0- 0	0- 0	0- 0			

RPI	S	Opponent	Score
4	H	Syracuse	75 73
12	H	Mississippi St.	82 74
25	A	Michigan St.	82 88

RPI	S	Opponent	Score
31	A	South Dakota St.	87 79
39	A	Saint Mary's (CA)	79 55
47	H	Buffalo	102 82

RPI	S	Opponent	Score
98	H	Washington St.	98 58

RPI	S	Opponent	Score
114	H	Washington	84 71
147	H	UC Irvine	115 69
150	A	Utah St.	88 58
194	H	Air Force	82 36
210	N	UC Riverside	94 44
211	H	Long Beach St.	110 48

LAST 12 Division I GAMES:

98	H	Washington St.	98 58	147	H	UC Irvine	115 69
114	H	Washington	84 71	194	H	Air Force	82 36
39	A	Saint Mary's (CA)	79 55	12	H	Mississippi St.	82 74
210	N	UC Riverside	94 44	31	A	South Dakota St.	87 79
47	H	Buffalo	102 82	25	A	Michigan St.	82 88
150	A	Utah St.	88 58	211	H	Long Beach St.	110 48

Oregon

Oregon

Non-Div I Games: Alas. Fairbanks 115 36

Oregon

Average RPI Win:	163	WON-LOST	WINNING	LAST 10	STRENGTH OF	OPP. STRENGTH	TEAM	ADJ.	CONF.	ADJ CONF.
Average RPI Loss:	22	RECORD	PCT. RANK	GAMES	SCHEDULE	OF SCHEDULE	RPI	RPI	RPI	RPI
DIV. I ONLY	12- 2	24	8-2	232	5	60	60	2	2	
DIV. I NON-CONF.	10- 2	37	0- 1	231	10	69	69	2	2	

TOTALS	RPI 1-25	RPI 26-50	W-L RECORDS	RPI 51-100	RPI 101-150	RPI 150+				
12- 2	0- 1	3- 1	OVERALL	1- 0	2- 0	6- 0				
9- 0	0- 0	2- 0	HOME	1- 0	1- 0	5- 0				
0- 0	0- 0	0- 0	AWAY	0- 0	0- 0	0- 0				
3- 2	0- 1	1- 1	NEUTRAL	0- 0	1- 0	1- 0				
10- 2	0- 1	3- 1	NON-CONFERENCE	0- 0	1- 0	6- 0				
7- 0	0- 0	2- 0	HOME	0- 0	0- 0	5- 0				
0- 0	0- 0	0- 0	AWAY	0- 0	0- 0	0- 0				
3- 2	0- 1	1- 1	NEUTRAL	0- 0	1- 0	1- 0				
2- 0	0- 0	0- 0	CONFERENCE	1- 0	1- 0	0- 0				
2- 0	0- 0	0- 0	HOME	1- 0	1- 0	0- 0				
0- 0	0- 0	0- 0	AWAY	0- 0	0- 0	0- 0				
0- 0	0- 0	0- 0	NEUTRAL	0- 0	0- 0	0- 0				

RPI 1-25				RPI 26-50				RPI 51-100				RPI 101+			
RPI	S	Opponent	Score	RPI	S	Opponent	Score	RPI	S	Opponent	Score	RPI	S	Opponent	Score
1	N	Notre Dame	81 91	35	H	Duke	71 57	98	H	Washington St.	76 69	111	N	Western Ky.	74 60
				37	N	South Carolina	70 68					114	H	Washington	78 67
				39	H	Saint Mary's (CA)	89 56					177	H	Santa Clara	82 31
				42	N	Texas A&M	70 76					197	N	Eastern Wash.	93 45

Team's RPI: 60															
LAST 12 Division I GAMES:															
1	N	Notre Dame	81 91	114	H	Washington	78 67	35	H	Duke	71 57	284	H	CSU Bakersfield	92 52
37	N	South Carolina	70 68	98	H	Washington St.	76 69	42	N	Texas A&M	70 76	257	H	La Salle	100 46
177	H	Santa Clara	82 31									286	H	Cal Poly	79 54
257	H	La Salle	100 46									315	H	Ark. -Pine Bluff	89 33
111	N	Western Ky.	74 60												
39	H	Saint Mary's (CA)	89 56	197	N	Eastern Wash.	93 45								

Non-Div I Games:

Oregon St.

Average RPI	Win:	202	WON-LOST	WINNING	LAST 10	STRENGTH OF	OPP. STRENGTH	TEAM	ADJ.	CONF.	ADJ CONF.
Average RPI	Loss:	30	RECORD	PCT. RANK	GAMES	SCHEDULE	OF SCHEDULE	RPI	RPI	RPI	RPI
DIV. I ONLY		9- 5		101	6-4	91	93	71	71	7	7
DIV. I NON-CONF.		7- 3		83	0- 0	189	163	88	88	7	7

TOTALS	RPI 1-25		RPI 26-50		W-L RECORDS	RPI 51-100		RPI 101-150		RPI 150+	
9- 5	0- 3		2- 1		OVERALL	0- 1		1- 0		6- 0	
5- 1	0- 0		2- 1		HOME	0- 0		0- 0		3- 0	
4- 3	0- 2		0- 0		AWAY	0- 1		1- 0		3- 0	
0- 1	0- 1		0- 0		NEUTRAL	0- 0		0- 0		0- 0	
7- 3	0- 2		1- 0		NON-CONFERENCE	0- 1		1- 0		5- 0	
4- 0	0- 0		1- 0		HOME	0- 0		0- 0		3- 0	
3- 2	0- 1		0- 0		AWAY	0- 1		1- 0		2- 0	
0- 1	0- 1		0- 0		NEUTRAL	0- 0		0- 0		0- 0	
2- 2	0- 1		1- 1		CONFERENCE	0- 0		0- 0		1- 0	
1- 1	0- 0		1- 1		HOME	0- 0		0- 0		0- 0	
1- 1	0- 1		0- 0		AWAY	0- 0		0- 0		1- 0	
0- 0	0- 0		0- 0		NEUTRAL	0- 0		0- 0		0- 0	

RPI 1-25				RPI 26-50				RPI 51-100				RPI 101+			
RPI	S	Opponent	Score	RPI	S	Opponent	Score	RPI	S	Opponent	Score	RPI	S	Opponent	Score
10	A	Gonzaga	65 88	32	H	BYU	74 77	62	A	Lamar University	66 82	101	A	UC Davis	83 80
22	N	Cal i forn i a	69 81	39	H	Saint Mary's (CA)	76 67					160	A	Portland	76 66
24	A	UCF	57 64	40	H	Wyomi ng	70 64					218	A	Cal St. Fullerton	72 64
Team's RPI: 71															
LAST 12 Division I GAMES:															
				32	H	BYU	74 77	160	A	Portland	76 66				
				10	A	Gonzaga	65 88	39	H	Saint Mary's (CA)	76 67				
				334	H	Seattle U	75 61	218	A	Cal St. Fullerton	72 64				
				312	A	San Jose St.	91 67	62	A	Lamar University	66 82				
				40	H	Wyomi ng	70 64	24	A	UCF	57 64				
				322	H	North Dakota St.	75 68	291	H	UC Santa Barbara	69 53				

Non-Div I Games:

Paci fi c

Average RPI Win:	240	WON-LOST	WINNING	LAST 10	STRENGTH OF	OPP. STRENGTH	TEAM	ADJ.	CONF.	ADJ CONF.
Average RPI Loss:	41	RECORD	PCT. RANK	GAMES	SCHEDULE	OF SCHEDULE	RPI	RPI	RPI	RPI
DIV. I ONLY	9- 2	31	8-2	254	105	80	80	10	10	
DIV. I NON-CONF.	8- 2	51	0- 0	273	129	84	84	12	12	

TOTALS	RPI 1-25	RPI 26-50	W-L RECORDS	RPI 51-100	RPI 101-150	RPI 150+				
9- 2	0- 1	0- 0	OVERALL	1- 1	0- 0	8- 0				
3- 0	0- 0	0- 0	HOME	0- 0	0- 0	3- 0				
6- 1	0- 1	0- 0	AWAY	1- 0	0- 0	5- 0				
0- 1	0- 0	0- 0	NEUTRAL	0- 1	0- 0	0- 0				
8- 2	0- 1	0- 0	NON-CONFERENCE	0- 1	0- 0	8- 0				
3- 0	0- 0	0- 0	HOME	0- 0	0- 0	3- 0				
5- 1	0- 1	0- 0	AWAY	0- 0	0- 0	5- 0				
0- 1	0- 0	0- 0	NEUTRAL	0- 1	0- 0	0- 0				
1- 0	0- 0	0- 0	CONFERENCE	1- 0	0- 0	0- 0				
0- 0	0- 0	0- 0	HOME	0- 0	0- 0	0- 0				
1- 0	0- 0	0- 0	AWAY	1- 0	0- 0	0- 0				
0- 0	0- 0	0- 0	NEUTRAL	0- 0	0- 0	0- 0				

RPI	S	Opponent	Score	RPI	S	Opponent	Score	RPI	S	Opponent	Score	RPI	S	Opponent	Score
1	A	Notre Dame	55 75					81	N	Maine	46 47	170	A	Drexel	55 39
								95	A	Princeton	66 60	231	A	Stetson	75 53
												234	A	Navy	65 61
												257	H	La Salle	65 34
												268	A	Siena	58 51
												287	H	Saint Joseph's	65 45
												301	A	Iona	66 43
												319	H	NJIT	85 42

LAST 12 Division I GAMES:															
95	A	Princeton	66 60	170	A	Drexel	55 39	301	A	Iona	66 43	257	H	La Salle	65 34
231	A	Stetson	75 53	81	N	Maine	46 47	234	A	Navy	65 61	319	H	NJIT	85 42
287	H	Saint Joseph's	65 45												
1	A	Notre Dame	55 75												
268	A	Siena	58 51												

Non-Div I Games:

Penn

Penn St.

Penn St.		Through Games Of Jan. 10, 2019									
Average RPI	Win: 155	WON-LOST	WINNING	LAST 10	STRENGTH OF	OPP. STRENGTH	TEAM	ADJ.	CONF.	ADJ CONF.	
Average RPI	Loss: 56	RECORD	PCT. RANK	GAMES	SCHEDULE	OF SCHEDULE	RPI	RPI	RPI	RPI	
DIV. I ONLY	8- 7	157	4-6	12	95	86	86	4	4		
DIV. I NON-CONF.	7- 4	109	0- 0	57	107	95	95	4	4		

TOTALS	RPI 1-25	RPI 26-50	W-L RECORDS	RPI 51-100	RPI 101-150	RPI 150+					
8- 7	0- 4	0- 1	OVERALL	1- 0	4- 2	3- 0					
7- 4	0- 1	0- 1	HOME	1- 0	3- 2	3- 0					
1- 3	0- 3	0- 0	AWAY	0- 0	1- 0	0- 0					
0- 0	0- 0	0- 0	NEUTRAL	0- 0	0- 0	0- 0					
7- 4	0- 2	0- 0	NON-CONFERENCE	1- 0	3- 2	3- 0					
6- 3	0- 1	0- 0	HOME	1- 0	2- 2	3- 0					
1- 1	0- 1	0- 0	AWAY	0- 0	1- 0	0- 0					
0- 0	0- 0	0- 0	NEUTRAL	0- 0	0- 0	0- 0					
1- 3	0- 2	0- 1	CONFERENCE	0- 0	1- 0	0- 0					
1- 1	0- 0	0- 1	HOME	0- 0	1- 0	0- 0					
0- 2	0- 2	0- 0	AWAY	0- 0	0- 0	0- 0					
0- 0	0- 0	0- 0	NEUTRAL	0- 0	0- 0	0- 0					

RPI 1-25				RPI 26-50				RPI 51-100 Team's RPI: 86				RPI 101+			
RPI	S	Opponent	Score	RPI	S	Opponent	Score	RPI	S	Opponent	Score	RPI	S	Opponent	Score
15	A	Indiana	75 83	29	H	Maryland	61 77	95	H	Princeton	79 71	110	A	Fordham	72 55
20	A	Rutgers	61 74									126	H	Providence	74 72
22	H	Californi a	58 75									136	H	Stony Brook	70 81
23	A	Florida St.	58 87									145	H	Wisconsi n	71 64
												148	H	Duquesne	58 64
												149	H	Ameri can	80 59
												171	H	North Dakota	75 68
												202	H	St. Bonaventure	80 65
												239	H	Jacksonville	80 61

LAST 12 Division I GAMES:															
20	A	Rutgers	61 74	29	H	Maryland	61 77	149	H	Ameri can	80 59				
145	H	Wisconsi n	71 64	202	H	St. Bonaventure	80 65	148	H	Duquesne	58 64				
15	A	Indiana	75 83	239	H	Jacksonville	80 61	23	A	Florida St.	58 87				
136	H	Stony Brook	70 81												
171	H	North Dakota	75 68												
95	H	Princeton	79 71												

Non-Div I Games:

Penn St.

Average RPI Win:	258	WON-LOST	WINNING	LAST 10	STRENGTH OF	OPP. STRENGTH	TEAM	ADJ.	CONF.	ADJ CONF.
Average RPI Loss:	103	RECORD	PCT. RANK	GAMES	SCHEDULE	OF SCHEDULE	RPI	RPI	RPI	RPI
DIV. I ONLY	9- 6	115	5-5	286	139	169	169	7	7	
DIV. I NON-CONF.	6- 4	125	0- 0	346	167	236	236	7	7	

TOTALS	RPI 1-25	RPI 26-50	W-L RECORDS	RPI 51-100	RPI 101-150	RPI 150+				
9- 6	0- 1	0- 1	OVERALL	0- 1	0- 2	9- 1				
3- 1	0- 1	0- 0	HOME	0- 0	0- 0	3- 0				
4- 4	0- 0	0- 1	AWAY	0- 1	0- 2	4- 0				
2- 1	0- 0	0- 0	NEUTRAL	0- 0	0- 0	2- 1				
6- 4	0- 0	0- 0	NON-CONFERENCE	0- 1	0- 2	6- 1				
1- 0	0- 0	0- 0	HOME	0- 0	0- 0	1- 0				
3- 3	0- 0	0- 0	AWAY	0- 1	0- 2	3- 0				
2- 1	0- 0	0- 0	NEUTRAL	0- 0	0- 0	2- 1				
3- 2	0- 1	0- 1	CONFERENCE	0- 0	0- 0	3- 0				
2- 1	0- 1	0- 0	HOME	0- 0	0- 0	2- 0				
1- 1	0- 0	0- 1	AWAY	0- 0	0- 0	1- 0				
0- 0	0- 0	0- 0	NEUTRAL	0- 0	0- 0	0- 0				

RPI 1-25				RPI 26-50				RPI 51-100				RPI 101+ Team's RPI: 169			
RPI	S	Opponent	Score	RPI	S	Opponent	Score	RPI	S	Opponent	Score	RPI	S	Opponent	Score
10	H	Gonzaga	54 79	32	A	BYU	58 83	88	A	Colorado	65 80	102	A	Idaho St.	63 65
												126	A	Providence	47 66
												160	H	Portland	82 68
												177	H	Santa Clara	74 48
												227	A	San Diego	74 55
												244	N	Sacramento St.	113 97
												257	N	La Salle	55 62
												274	N	Northern Ky.	51 46
												280	A	Hawaii	65 64
												286	A	Cal Poly	70 63
												334	A	Seattle U	78 64
												339	H	Weber St.	68 47
LAST 12 Division I GAMES:															
177	H	Santa Clara	74 48	10	H	Gonzaga	54 79	160	H	Portland	82 68	274	N	Northern Ky.	51 46
227	A	San Diego	74 55	32	A	BYU	58 83	257	N	La Salle	55 62	126	A	Providence	47 66
339	H	Weber St.	68 47	88	A	Colorado	65 80	102	A	Idaho St.	63 65				

Non-Div I Games:

Pepperdine

Average RPI Win:	165	WON-LOST	WINNING	LAST 10	STRENGTH OF	OPP. STRENGTH	TEAM	ADJ.	CONF.	ADJ CONF.
Average RPI Loss:	78	RECORD	PCT. RANK	GAMES	SCHEDULE	OF SCHEDULE	RPI	RPI	RPI	RPI
DIV. I ONLY	9- 7	137	7-3	30	58	76	76	1	1	
DIV. I NON-CONF.	9- 5	105	0- 0	91	124	91	91	1	1	

TOTALS	RPI 1-25	RPI 26-50	W-L RECORDS	RPI 51-100	RPI 101-150	RPI 150+				
9- 7	0- 3	1- 0	OVERALL	1- 1	3- 2	4- 1				
5- 3	0- 1	0- 0	HOME	0- 0	2- 1	3- 1				
2- 3	0- 2	0- 0	AWAY	1- 1	1- 0	0- 0				
2- 1	0- 0	1- 0	NEUTRAL	0- 0	0- 1	1- 0				
9- 5	0- 1	1- 0	NON-CONFERENCE	1- 1	3- 2	4- 1				
5- 3	0- 1	0- 0	HOME	0- 0	2- 1	3- 1				
2- 1	0- 0	0- 0	AWAY	1- 1	1- 0	0- 0				
2- 1	0- 0	1- 0	NEUTRAL	0- 0	0- 1	1- 0				
0- 2	0- 2	0- 0	CONFERENCE	0- 0	0- 0	0- 0				
0- 0	0- 0	0- 0	HOME	0- 0	0- 0	0- 0				
0- 2	0- 2	0- 0	AWAY	0- 0	0- 0	0- 0				
0- 0	0- 0	0- 0	NEUTRAL	0- 0	0- 0	0- 0				

RPI 1-25				RPI 26-50				RPI 51-100 Team's RPI: 76				RPI 101+			
RPI	S	Opponent	Score	RPI	S	Opponent	Score	RPI	S	Opponent	Score	RPI	S	Opponent	Score
1	A	Notre Dame	44 100	50	N	Arkansas	61 54	85	A	Northwestern	52 49	110	H	Fordham	65 62
9	A	NC State	34 63					87	A	Georgetown	41 70	125	H	Youngstown St.	55 64
24	H	UCF	58 61									132	H	Cincinnati	65 48
												145	N	Wisconsin	42 57
												148	A	Duquesne	66 58
												156	H	West Virginia	43 77
												161	H	UNCW	60 56
												220	H	Saint Francis (PA)	78 75
												273	H	New Orleans	90 38
												308	N	Tennessee St.	78 56
LAST 12 Division I GAMES:															
9	A	NC State	34 63	220	H	Saint Francis (PA)	78 75								
1	A	Notre Dame	44 100	161	H	UNCW	60 56								
148	A	Duquesne	66 58	156	H	West Virginia	43 77								
50	N	Arkansas	61 54	110	H	Fordham	65 62								
145	N	Wisconsin	42 57	85	A	Northwestern	52 49								
87	A	Georgetown	41 70	308	N	Tennessee St.	78 56								

Non-Div I Games:

Pittsburgh

Average RPI Win:	241	WON-LOST	WINNING	LAST 10	STRENGTH OF	OPP. STRENGTH	TEAM	ADJ.	CONF.	ADJ CONF.
Average RPI Loss:	101	RECORD	PCT. RANK	GAMES	SCHEDULE	OF SCHEDULE	RPI	RPI	RPI	RPI

DIV. I ONLY	6- 7	188	4-6	93	242	160	160	7	7
DIV. I NON-CONF.	6- 3	91	0- 0	118	317	96	96	7	7

TOTALS	RPI 1-25	RPI 26-50	W-L RECORDS	RPI 51-100	RPI 101-150	RPI 150+			
6- 7	0- 0	0- 1	OVERALL	0- 3	1- 2	5- 1			
3- 3	0- 0	0- 1	HOME	0- 1	1- 1	2- 0			
3- 3	0- 0	0- 0	AWAY	0- 1	0- 1	3- 1			
0- 1	0- 0	0- 0	NEUTRAL	0- 1	0- 0	0- 0			
6- 3	0- 0	0- 0	NON-CONFERENCE	0- 1	1- 2	5- 0			
3- 1	0- 0	0- 0	HOME	0- 0	1- 1	2- 0			
3- 1	0- 0	0- 0	AWAY	0- 0	0- 1	3- 0			
0- 1	0- 0	0- 0	NEUTRAL	0- 1	0- 0	0- 0			
0- 4	0- 0	0- 1	CONFERENCE	0- 2	0- 0	0- 1			
0- 2	0- 0	0- 1	HOME	0- 1	0- 0	0- 0			
0- 2	0- 0	0- 0	AWAY	0- 1	0- 0	0- 1			
0- 0	0- 0	0- 0	NEUTRAL	0- 0	0- 0	0- 0			

P
o
r
t
l
a
n
d

RPI 1-25				RPI 26-50				RPI 51-100				RPI 101+				Team's RPI: 160	
RPI	S	Opponent	Score	RPI	S	Opponent	Score	RPI	S	Opponent	Score	RPI	S	Opponent	Score		
39	H	Saint Mary's (CA)	91 98					59	N	Ari zona	70 92	127	A	Portland St.	79 92		
								71	H	Paci fi c	66 76	147	H	UC Irvine	69 84		
								97	A	Loyol a Marymount	58 76	150	H	Utah St.	61 54		
												169	A	Pepperdi ne	68 82		
												194	H	Air Force	79 60		
												218	H	Cal St. Fullerton	83 74		
												266	A	Utah Valley	65 60		
												280	A	Hawai i	72 65		
												339	A	Weber St.	89 73		
LAST 12 Division I GAMES:																	
39	H	Saint Mary's (CA)	91 98	169	A	Pepperdi ne	68 82										
71	H	Paci fi c	66 76	194	H	Air Force	79 60										
97	A	Loyol a Marymount	58 76	147	H	UC Irvine	69 84										
59	N	Ari zona	70 92	127	A	Portland St.	79 92										
280	A	Hawai i	72 65	150	H	Utah St.	61 54										
339	A	Weber St.	89 73	218	H	Cal St. Fullerton	83 74										

P
o
r
t
l
a
n
d

Non-Div I Games: Warner Paci fic 98 63 Willamette 82 27

Portland

Average RPI Win:	222	WON-LOST	WINNING	LAST 10	STRENGTH OF	OPP. STRENGTH	TEAM	ADJ.	CONF.	ADJ CONF.
Average RPI Loss:	102	RECORD	PCT. RANK	GAMES	SCHEDULE	OF SCHEDULE	RPI	RPI	RPI	RPI
DIV. I ONLY	9- 2	31	8-2	277	193	127	127	13	13	
DIV. I NON-CONF.	7- 1	32	0- 0	335	228	169	169	11	11	

TOTALS	RPI 1-25	RPI 26-50	W-L RECORDS	RPI 51-100	RPI 101-150	RPI 150+				
9- 2	0- 0	0- 0	OVERALL	0- 1	3- 1	6- 0				
7- 1	0- 0	0- 0	HOME	0- 0	3- 1	4- 0				
2- 1	0- 0	0- 0	AWAY	0- 1	0- 0	2- 0				
0- 0	0- 0	0- 0	NEUTRAL	0- 0	0- 0	0- 0				
7- 1	0- 0	0- 0	NON-CONFERENCE	0- 0	1- 1	6- 0				
5- 1	0- 0	0- 0	HOME	0- 0	1- 1	4- 0				
2- 0	0- 0	0- 0	AWAY	0- 0	0- 0	2- 0				
0- 0	0- 0	0- 0	NEUTRAL	0- 0	0- 0	0- 0				
2- 1	0- 0	0- 0	CONFERENCE	0- 1	2- 0	0- 0				
2- 0	0- 0	0- 0	HOME	0- 0	2- 0	0- 0				
0- 1	0- 0	0- 0	AWAY	0- 1	0- 0	0- 0				
0- 0	0- 0	0- 0	NEUTRAL	0- 0	0- 0	0- 0				

RPI 1-25				RPI 26-50				RPI 51-100				RPI 101+				Team's RPI: 127
RPI	S	Opponent	Score	RPI	S	Opponent	Score	RPI	S	Opponent	Score	RPI	S	Opponent	Score	
								57	A	Northern Colo.	63 79	101	H	UC Davis	65 50	
												124	H	Montana	78 60	
												135	H	Montana St.	55 53	
												147	H	UC Irvine	68 73	
												160	H	Portland	92 79	
												228	H	UNLV	58 49	
												279	A	UTEP	89 61	
												312	H	San Jose St.	80 51	
												325	A	Grand Canyon	60 55	
												334	H	Seattle U	68 43	
LAST 12 Division I GAMES:																
124	H	Montana	78 60	147	H	UC Irvine	68 73	228	H	UNLV	58 49	325	A	Grand Canyon	60 55	
135	H	Montana St.	55 53	279	A	UTEP	89 61	160	H	Portland	92 79	334	H	Seattle U	68 43	
57	A	Northern Colo.	63 79													
101	H	UC Davis	65 50													
312	H	San Jose St.	80 51													

Non-Div I Games: Warner Pacific 102 49

Portland St.

Average RPI	Win: 279	WON-LOST	WINNING	LAST 10	STRENGTH OF	OPP. STRENGTH	TEAM	ADJ.	CONF.	ADJ CONF.
Average RPI	Loss: 91	RECORD	PCT. RANK	GAMES	SCHEDULE	OF SCHEDULE	RPI	RPI	RPI	RPI
DIV. I ONLY	3- 7	265	4-6	94	132	163	163	28	28	
DIV. I NON-CONF.	1- 7	319	0- 0	17	126	183	183	25	25	

TOTALS	RPI 1-25	RPI 26-50	W-L RECORDS	RPI 51-100	RPI 101-150	RPI 150+				
3- 7	0- 1	0- 2	OVERALL	0- 2	0- 1	3- 1				
0- 1	0- 0	0- 0	HOME	0- 0	0- 1	0- 0				
2- 6	0- 1	0- 2	AWAY	0- 2	0- 0	2- 1				
1- 0	0- 0	0- 0	NEUTRAL	0- 0	0- 0	1- 0				
1- 7	0- 1	0- 2	NON-CONFERENCE	0- 2	0- 1	1- 1				
0- 1	0- 0	0- 0	HOME	0- 0	0- 1	0- 0				
0- 6	0- 1	0- 2	AWAY	0- 2	0- 0	0- 1				
1- 0	0- 0	0- 0	NEUTRAL	0- 0	0- 0	1- 0				
2- 0	0- 0	0- 0	CONFERENCE	0- 0	0- 0	2- 0				
0- 0	0- 0	0- 0	HOME	0- 0	0- 0	0- 0				
2- 0	0- 0	0- 0	AWAY	0- 0	0- 0	2- 0				
0- 0	0- 0	0- 0	NEUTRAL	0- 0	0- 0	0- 0				

RPI 1-25				RPI 26-50				RPI 51-100				RPI 101+ Team's RPI: 163			
RPI	S	Opponent	Score	RPI	S	Opponent	Score	RPI	S	Opponent	Score	RPI	S	Opponent	Score
2	A	Iowa St.	46 94	42	A	Texas A&M	57 70	72	A	Oklahoma St.	50 70	117	H	Rice	58 68
				50	A	Arkansas	44 71	88	A	Colorado	38 79	192	A	Southern U.	55 54
												267	A	UTRGV	50 57
												295	N	A&M-Corpus Christi	67 59
												351	A	Alcorn	82 61
LAST 12 Division I GAMES:															
351	A	Alcorn	82 61	50	A	Arkansas	44 71	88	A	Colorado	38 79	117	H	Rice	58 68
192	A	Southern U.	55 54	88	A	Colorado	38 79	295	N	A&M-Corpus Christi	67 59	267	A	UTRGV	50 57
42	A	Texas A&M	57 70	117	H	Rice	58 68	72	A	Oklahoma St.	50 70	2	A	Iowa St.	46 94
2	A	Iowa St.	46 94												

Non-Div I Games: Jarvis Christian 117 32 Arlington Baptist 105 31

Prairie View

Average RPI Win:	310	WON-LOST	WINNING	LAST 10	STRENGTH OF	OPP. STRENGTH	TEAM	ADJ.	CONF.	ADJ CONF.
Average RPI Loss:	187	RECORD	PCT. RANK	GAMES	SCHEDULE	OF SCHEDULE	RPI	RPI	RPI	RPI

DIV. I ONLY	3- 11	296	2-8	268	319	314	314	29	29
DIV. I NON-CONF.	2- 9	297	0- 0	268	273	315	315	29	29

TOTALS	RPI 1-25	RPI 26-50	W-L RECORDS	RPI 51-100	RPI 101-150	RPI 150+			
3- 11	0- 0	0- 1	OVERALL	0- 0	0- 1	3- 9			
2- 2	0- 0	0- 0	HOME	0- 0	0- 0	2- 2			
1- 9	0- 0	0- 1	AWAY	0- 0	0- 1	1- 7			
0- 0	0- 0	0- 0	NEUTRAL	0- 0	0- 0	0- 0			
2- 9	0- 0	0- 1	NON-CONFERENCE	0- 0	0- 1	2- 7			
1- 2	0- 0	0- 0	HOME	0- 0	0- 0	1- 2			
1- 7	0- 0	0- 1	AWAY	0- 0	0- 1	1- 5			
0- 0	0- 0	0- 0	NEUTRAL	0- 0	0- 0	0- 0			
1- 2	0- 0	0- 0	CONFERENCE	0- 0	0- 0	1- 2			
1- 0	0- 0	0- 0	HOME	0- 0	0- 0	1- 0			
0- 2	0- 0	0- 0	AWAY	0- 0	0- 0	0- 2			
0- 0	0- 0	0- 0	NEUTRAL	0- 0	0- 0	0- 0			

RPI 1-25				RPI 26-50				RPI 51-100				RPI 101+ Team's RPI: 314			
RPI	S	Opponent	Score	RPI	S	Opponent	Score	RPI	S	Opponent	Score	RPI	S	Opponent	Score
				30	A	Tennessee	49 97					104	A	Georgi a	59 83
												158	A	Davi dson	56 83
												161	A	UNCW	48 63
												179	A	Vanderbi l t	43 78
												184	A	Hi gh Poi nt	40 79
												208	A	Samford	54 75
												212	A	Furman	68 76
												247	A	Campbel l	46 51
												251	H	Wofford	61 50
												264	H	Ga. Southern	68 69
												313	H	South Carolina St.	48 57
												336	A	Col. of Charleston	71 65
												344	H	Longwood	81 66
LAST 12 Division I GAMES:															
				184	A	Hi gh Poi nt	40 79					158	A	Davi dson	56 83
				344	H	Longwood	81 66					264	H	Ga. Southern	68 69
				247	A	Campbel l	46 51					208	A	Samford	54 75
				212	A	Furman	68 76					179	A	Vanderbi l t	43 78
				104	A	Georgi a	59 83					313	H	South Carolina St.	48 57
				336	A	Col. of Charleston	71 65					251	H	Wofford	61 50

Non-Div I Games:

Presbyterian

Princeton				Through Games Of Jan. 10, 2019							
Average RPI	Win:	187	WON-LOST	WINNING	LAST 10	STRENGTH OF	OPP. STRENGTH	TEAM	ADJ.	CONF.	ADJ CONF.
Average RPI	Loss:	76	RECORD	PCT. RANK	GAMES	SCHEDULE	OF SCHEDULE	RPI	RPI	RPI	RPI
DIV. I ONLY		8- 8	167	7-3	65	80	95	95	10	10	
DIV. I NON-CONF.		8- 7	160	0- 0	94	70	83	83	12	12	

TOTALS	RPI 1-25		RPI 26-50		W-L RECORDS	RPI 51-100		RPI 101-150		RPI 150+	
8- 8	0- 1		0- 1		OVERALL	2- 4		1- 1		5- 1	
3- 2	0- 0		0- 0		HOME	1- 1		1- 1		1- 0	
5- 3	0- 0		0- 1		AWAY	1- 1		0- 0		4- 1	
0- 3	0- 1		0- 0		NEUTRAL	0- 2		0- 0		0- 0	
8- 7	0- 1		0- 1		NON-CONFERENCE	2- 3		1- 1		5- 1	
3- 1	0- 0		0- 0		HOME	1- 0		1- 1		1- 0	
5- 3	0- 0		0- 1		AWAY	1- 1		0- 0		4- 1	
0- 3	0- 1		0- 0		NEUTRAL	0- 2		0- 0		0- 0	
0- 1	0- 0		0- 0		CONFERENCE	0- 1		0- 0		0- 0	
0- 1	0- 0		0- 0		HOME	0- 1		0- 0		0- 0	
0- 0	0- 0		0- 0		AWAY	0- 0		0- 0		0- 0	
0- 0	0- 0		0- 0		NEUTRAL	0- 0		0- 0		0- 0	

RPI 1-25				RPI 26-50				RPI 51-100				Team's RPI: 95				RPI 101+			
RPI	S	Opponent	Score	RPI	S	Opponent	Score	RPI	S	Opponent	Score	RPI	S	Opponent	Score	RPI	S	Opponent	Score
4	N	Syracuse	61 92	33	A	Villanova	46 67	51	N	Kansas St.	61 80	103	H	Seton Hall	66 70				
								54	N	DePaul	67 82	112	H	Marist	60 57				
								70	H	Quinnipiac	54 42	158	H	Davidson	65 57				
								80	H	Penn	60 66	198	A	George Washington	49 64				
								86	A	Penn St.	71 79	235	A	Rider	89 65				
								93	A	Hartford	75 38	250	A	Monmouth	79 47				
												275	A	St. Francis Brooklyn	83 64				
												306	A	New Hampshire	90 42				

LAST 12 Division I GAMES:																			
		80	H	Penn		60	66			70	H	Quinnipiac		54	42				
		306	A	New Hampshire		90	42			158	H	Davidson		65	57				
		93	A	Hartford		75	38			33	A	Villanova		46	67				
		275	A	St. Francis Brooklyn		83	64			51	N	Kansas St.		61	80				
		112	H	Marist		60	57			4	N	Syracuse		61	92				
		250	A	Monmouth		79	47			54	N	DePaul		67	82				

Non-Div I Games:

Princeton

Average RPI	Win:	196	WON-LOST	WINNING	LAST 10	STRENGTH OF	OPP. STRENGTH	TEAM	ADJ.	CONF.	ADJ CONF.
Average RPI	Loss:	75	RECORD	PCT. RANK	GAMES	SCHEDULE	OF SCHEDULE	RPI	RPI	RPI	RPI
DIV. I ONLY		9- 7		137	6-4	110	72	126	126	5	5
DIV. I NON-CONF.		8- 4		91	1- 0	174	151	122	122	5	5

TOTALS	RPI 1-25		RPI 26-50		W-L RECORDS	RPI 51-100		RPI 101-150		RPI 150+	
9- 7	0- 1		1- 1		OVERALL	1- 4		1- 0		6- 1	
6- 3	0- 0		1- 1		HOME	0- 2		1- 0		4- 0	
2- 4	0- 1		0- 0		AWAY	1- 2		0- 0		1- 1	
1- 0	0- 0		0- 0		NEUTRAL	0- 0		0- 0		1- 0	
8- 4	0- 0		0- 1		NON-CONFERENCE	1- 2		1- 0		6- 1	
5- 2	0- 0		0- 1		HOME	0- 1		1- 0		4- 0	
2- 2	0- 0		0- 0		AWAY	1- 1		0- 0		1- 1	
1- 0	0- 0		0- 0		NEUTRAL	0- 0		0- 0		1- 0	
1- 3	0- 1		1- 0		CONFERENCE	0- 2		0- 0		0- 0	
1- 1	0- 0		1- 0		HOME	0- 1		0- 0		0- 0	
0- 2	0- 1		0- 0		AWAY	0- 1		0- 0		0- 0	
0- 0	0- 0		0- 0		NEUTRAL	0- 0		0- 0		0- 0	

RPI 1-25				RPI 26-50				RPI 51-100				RPI 101+				Team's RPI: 126
RPI	S	Opponent	Score	RPI	S	Opponent	Score	RPI	S	Opponent	Score	RPI	S	Opponent	Score	
16	A	Marquette	46 85	26	H	Northeastern	59 65	54	A	DePaul	62 88	109	H	Yale	59 42	
				33	H	Villanova	67 61	70	H	Quinnipiac	44 48	169	H	Pepperdine	66 47	
								86	A	Penn St.	72 74	186	A	Rhode Island	65 72	
								87	H	Georgetown	52 68	232	H	Sacred Heart	62 52	
								90	A	Boston College	61 57	257	H	La Salle	77 47	
												274	H	Northern Ky.	48 43	
												296	A	UMass Lowell	71 47	
												303	N	Bryant	72 64	

LAST 12 Division I GAMES:																
303	N	Bryant	72 64	274	H	Northern Ky.	48 43	169	H	Pepperdine	66 47	26	H	Northeastern	59 65	
33	H	Villanova	67 61	186	A	UMass Lowell	71 47	87	H	Georgetown	52 68	109	H	Yale	59 42	
87	H	Georgetown	52 68	186	A	Rhode Island	65 72	54	A	DePaul	62 88					
54	A	DePaul	62 88					16	A	Marquette	46 85					
16	A	Marquette	46 85					257	H	La Salle	77 47					
257	H	La Salle	77 47													

Non-Div I Games:

Providence

Average RPI Win:	169	WON-LOST	WINNING	LAST 10	STRENGTH OF	OPP. STRENGTH	TEAM	ADJ.	CONF.	ADJ CONF.
Average RPI Loss:	62	RECORD	PCT. RANK	GAMES	SCHEDULE	OF SCHEDULE	RPI	RPI	RPI	RPI
DIV. I ONLY	12- 5	76	7-3	52	94	56	56	4	4	
DIV. I NON-CONF.	9- 4	85	0- 0	79	144	72	72	4	4	

TOTALS	RPI 1-25	RPI 26-50	W-L RECORDS	RPI 51-100	RPI 101-150	RPI 150+				
12- 5	1- 1	1- 1	OVERALL	2- 2	1- 1	7- 0				
10- 1	1- 0	1- 1	HOME	2- 0	1- 0	5- 0				
1- 2	0- 0	0- 0	AWAY	0- 1	0- 1	1- 0				
1- 2	0- 1	0- 0	NEUTRAL	0- 1	0- 0	1- 0				
9- 4	0- 1	1- 1	NON-CONFERENCE	1- 2	0- 0	7- 0				
7- 1	0- 0	1- 1	HOME	1- 0	0- 0	5- 0				
1- 1	0- 0	0- 0	AWAY	0- 1	0- 0	1- 0				
1- 2	0- 1	0- 0	NEUTRAL	0- 1	0- 0	1- 0				
3- 1	1- 0	0- 0	CONFERENCE	1- 0	1- 1	0- 0				
3- 0	1- 0	0- 0	HOME	1- 0	1- 0	0- 0				
0- 1	0- 0	0- 0	AWAY	0- 0	0- 1	0- 0				
0- 0	0- 0	0- 0	NEUTRAL	0- 0	0- 0	0- 0				

RPI 1-25				RPI 26-50				RPI 51-100 Team's RPI: 56				RPI 101+			
RPI	S	Opponent	Score	RPI	S	Opponent	Score	RPI	S	Opponent	Score	RPI	S	Opponent	Score
5	N	UConn	40 86	34	H	Miami (FL)	74 63	58	A	Ohio	73 80	133	H	Ohio St.	60 42
14	H	Iowa	62 57	37	H	South Carolina	73 82	63	H	Harvard	66 65	145	A	Wisconsin	69 76
								66	N	St. John's (NY)	62 68	185	H	Bradley	74 61
								73	H	Michigan	71 70	195	A	Ball St.	80 38
												216	H	Western Ill.	81 60
												222	N	Ole Miss	70 59
												249	H	Loyola Chicago	65 41
												299	H	Albany (NY)	53 41
												342	H	Purdue Fort Wayne	78 44
LAST 12 Division I GAMES:															
14	H	Iowa	62 57	37	H	South Carolina	73 82	249	H	Loyola Chicago	65 41				
73	H	Michigan	71 70	58	A	Ohio	73 80	34	H	Miami (FL)	74 63				
145	A	Wisconsin	69 76	5	N	UConn	40 86								
133	H	Ohio St.	60 42	222	N	Ole Miss	70 59								
185	H	Bradley	74 61												
299	H	Albany (NY)	53 41												

Non-Div I Games:

Purdue

Average RPI Win:	345	WON-LOST	WINNING	LAST 10	STRENGTH OF	OPP. STRENGTH	TEAM	ADJ.	CONF.	ADJ CONF.
Average RPI Loss:	204	RECORD	PCT. RANK	GAMES	SCHEDULE	OF SCHEDULE	RPI	RPI	RPI	RPI

DIV. I ONLY	1- 12	336	1-9	313	318	342	342	16	16
DIV. I NON-CONF.	1- 8	322	0- 0	309	337	342	342	15	15

TOTALS	RPI 1-25	RPI 26-50	W-L RECORDS	RPI 51-100	RPI 101-150	RPI 150+			
1- 12	0- 0	0- 1	OVERALL	0- 1	0- 0	1- 10			
0- 5	0- 0	0- 1	HOME	0- 0	0- 0	0- 4			
1- 7	0- 0	0- 0	AWAY	0- 1	0- 0	1- 6			
0- 0	0- 0	0- 0	NEUTRAL	0- 0	0- 0	0- 0			
1- 8	0- 0	0- 0	NON-CONFERENCE	0- 1	0- 0	1- 7			
0- 3	0- 0	0- 0	HOME	0- 0	0- 0	0- 3			
1- 5	0- 0	0- 0	AWAY	0- 1	0- 0	1- 4			
0- 0	0- 0	0- 0	NEUTRAL	0- 0	0- 0	0- 0			
0- 4	0- 0	0- 1	CONFERENCE	0- 0	0- 0	0- 3			
0- 2	0- 0	0- 1	HOME	0- 0	0- 0	0- 1			
0- 2	0- 0	0- 0	AWAY	0- 0	0- 0	0- 2			
0- 0	0- 0	0- 0	NEUTRAL	0- 0	0- 0	0- 0			

RPI 1-25	RPI 26-50	RPI 51-100	RPI 101+	Team's RPI: 342
RPI S Opponent Score	RPI S Opponent Score	RPI S Opponent Score	RPI S Opponent Score	
	31 H South Dakota St. 52 85	56 A Purdue 44 78	162 H Oral Roberts 61 72	
			171 A North Dakota 60 79	
			187 A Milwaukee 48 70	
			219 H SIUE 49 57	
			221 A Eastern Ill. 63 72	
			224 H Eastern Mich. 72 87	
			249 A Loyola Chicago 67 81	
			292 A Western Mich. 61 69	
			316 H Valparaiso 64 68	
			322 A North Dakota St. 54 70	
			345 A Evansville 72 66	
LAST 12 Division I GAMES:				
	162 H Oral Roberts 61 72	187 A Milwaukee 48 70		
	31 H South Dakota St. 52 85	249 A Loyola Chicago 67 81		
	171 A North Dakota 60 79	219 H SIUE 49 57		
	322 A North Dakota St. 54 70	345 A Evansville 72 66		
	316 H Valparaiso 64 68	56 A Purdue 44 78		
	224 H Eastern Mich. 72 87	221 A Eastern Ill. 63 72		

Non-Div I Games: Taylor (IN) 84 74 Goshen 86 45 Ind.-Kokomo 87 50

Average RPI	Win:	191	WON-LOST	WINNING	LAST 10	STRENGTH OF	OPP. STRENGTH	TEAM	ADJ.	CONF.	ADJ CONF.
Average RPI	Loss:	45	RECORD	PCT. RANK	GAMES	SCHEDULE	OF SCHEDULE	RPI	RPI	RPI	RPI
DIV. I ONLY		8- 6		131	6-4	42	81	70	70	27	27
DIV. I NON-CONF.		5- 6		177	1- 0	23	42	63	63	28	28

TOTALS	RPI 1-25		RPI 26-50		W-L RECORDS	RPI 51-100		RPI 101-150		RPI 150+	
8- 6	0- 2		0- 2		OVERALL	1- 2		2- 0		5- 0	
3- 2	0- 2		0- 0		HOME	0- 0		0- 0		3- 0	
4- 2	0- 0		0- 0		AWAY	1- 2		2- 0		1- 0	
1- 2	0- 0		0- 2		NEUTRAL	0- 0		0- 0		1- 0	
5- 6	0- 2		0- 2		NON-CONFERENCE	1- 2		1- 0		3- 0	
1- 2	0- 2		0- 0		HOME	0- 0		0- 0		1- 0	
3- 2	0- 0		0- 0		AWAY	1- 2		1- 0		1- 0	
1- 2	0- 0		0- 2		NEUTRAL	0- 0		0- 0		1- 0	
3- 0	0- 0		0- 0		CONFERENCE	0- 0		1- 0		2- 0	
2- 0	0- 0		0- 0		HOME	0- 0		0- 0		2- 0	
1- 0	0- 0		0- 0		AWAY	0- 0		1- 0		0- 0	
0- 0	0- 0		0- 0		NEUTRAL	0- 0		0- 0		0- 0	

RPI 1-25				RPI 26-50				RPI 51-100				Team's RPI: 70	RPI 101+			
RPI	S	Opponent	Score	RPI	S	Opponent	Score	RPI	S	Opponent	Score		RPI	S	Opponent	Score
21	H	Central Mich.	52 67	27	N	Missouri	51 65	63	A	Harvard	72 67		112	A	Marist	76 69
24	H	UCF	45 47	36	N	Texas	55 56	65	A	Bucknell	58 75		126	A	Providence	48 44
								95	A	Princeton	42 54		170	A	Drexel	56 52
													195	N	Ball St.	69 66
													277	H	Richmond	65 48
													278	H	Fairfield	81 36
													309	H	Saint Peter's	90 45

LAST 12 Division I GAMES:																
195	N	Ball St.	69 66	277	H	Richmond	65 48	95	A	Princeton	42 54		21	H	Central Mich.	52 67
27	N	Missouri	51 65	21	H	Central Mich.	52 67	63	A	Harvard	72 67		63	A	Harvard	72 67
112	A	Marist	76 69	63	A	Harvard	72 67	36	N	Texas	55 56		36	N	Texas	55 56
309	H	Saint Peter's	90 45	36	N	Texas	55 56	126	A	Providence	48 44		126	A	Providence	48 44
278	H	Fairfield	81 36	126	A	Providence	48 44									
24	H	UCF	45 47													

Non-Div I Games:

Qui nni pi ac

Average RPI	Win:	223	WON-LOST	WINNING	LAST 10	STRENGTH OF	OPP. STRENGTH	TEAM	ADJ.	CONF.	ADJ CONF.
Average RPI	Loss:	131	RECORD	PCT. RANK	GAMES	SCHEDULE	OF SCHEDULE	RPI	RPI	RPI	RPI
DIV. I ONLY		7- 6		146	5-5	158	223	155	155	29	29
DIV. I NON-CONF.		5- 5		162	0- 0	142	185	143	143	29	29

TOTALS	RPI 1-25		RPI 26-50		W-L RECORDS	RPI 51-100		RPI 101-150		RPI 150+	
7- 6	0- 1		0- 0		OVERALL	0- 2		1- 0		6- 3	
4- 1	0- 0		0- 0		HOME	0- 0		0- 0		4- 1	
2- 4	0- 1		0- 0		AWAY	0- 1		1- 0		1- 2	
1- 1	0- 0		0- 0		NEUTRAL	0- 1		0- 0		1- 0	
5- 5	0- 1		0- 0		NON-CONFERENCE	0- 2		1- 0		4- 2	
2- 1	0- 0		0- 0		HOME	0- 0		0- 0		2- 1	
2- 3	0- 1		0- 0		AWAY	0- 1		1- 0		1- 1	
1- 1	0- 0		0- 0		NEUTRAL	0- 1		0- 0		1- 0	
2- 1	0- 0		0- 0		CONFERENCE	0- 0		0- 0		2- 1	
2- 0	0- 0		0- 0		HOME	0- 0		0- 0		2- 0	
0- 1	0- 0		0- 0		AWAY	0- 0		0- 0		0- 1	
0- 0	0- 0		0- 0		NEUTRAL	0- 0		0- 0		0- 0	

RPI 1-25				RPI 26-50				RPI 51-100				RPI 101+				Team's RPI: 155
RPI	S	Opponent	Score	RPI	S	Opponent	Score	RPI	S	Opponent	Score	RPI	S	Opponent	Score	
9	A	NC State	58 75					74	A	Virginia Tech	44 55	122	A	Virginia	57 44	
								91	N	Nebraska	39 77	167	A	VCU	54 49	
												184	H	High Point	80 58	
												190	H	Morehead St.	72 79	
												205	A	Mt. St. Mary's	77 89	
												214	A	Hampton	54 68	
												252	N	Temple	56 50	
												256	H	UNC Asheville	60 46	
												270	H	ETSU	79 64	
												313	H	South Carolina St.	61 31	

LAST 12 Division I GAMES:																
214	A	Hampton	54 68	122	A	Virginia	57 44	74	A	Virginia Tech	44 55	91	N	Nebraska	39 77	
184	H	High Point	80 58	252	N	Temple	56 50	9	A	NC State	58 75	270	H	ETSU	79 64	
256	H	UNC Asheville	60 46													
205	A	Mt. St. Mary's	77 89													
167	A	VCU	54 49													
190	H	Morehead St.	72 79													

Non-Div I Games: Shepherd 60 46

Radford

Average RPI Win: 237		WON-LOST	WINNING	LAST 10	STRENGTH OF		OPP. STRENGTH	TEAM	ADJ.	CONF.	ADJ CONF.
Average RPI Loss: 105		RECORD	PCT. RANK	GAMES	SCHEDULE		OF SCHEDULE	RPI	RPI	RPI	RPI
DIV. I ONLY		6- 8	206	4-6	134		137	186	186	18	18
DIV. I NON-CONF.		5- 7	206	1- 0	71		163	155	155	18	18

TOTALS		RPI 1-25		RPI 26-50	W-L RECORDS		RPI 51-100	RPI 101-150		RPI 150+	
6- 8		0- 1		0- 0	OVERALL		0- 5	1- 0		5- 2	
3- 4		0- 0		0- 0	HOME		0- 3	1- 0		2- 1	
3- 4		0- 1		0- 0	AWAY		0- 2	0- 0		3- 1	
0- 0		0- 0		0- 0	NEUTRAL		0- 0	0- 0		0- 0	
5- 7		0- 1		0- 0	NON-CONFERENCE		0- 5	1- 0		4- 1	
3- 3		0- 0		0- 0	HOME		0- 3	1- 0		2- 0	
2- 4		0- 1		0- 0	AWAY		0- 2	0- 0		2- 1	
0- 0		0- 0		0- 0	NEUTRAL		0- 0	0- 0		0- 0	
1- 1		0- 0		0- 0	CONFERENCE		0- 0	0- 0		1- 1	
0- 1		0- 0		0- 0	HOME		0- 0	0- 0		0- 1	
1- 0		0- 0		0- 0	AWAY		0- 0	0- 0		1- 0	
0- 0		0- 0		0- 0	NEUTRAL		0- 0	0- 0		0- 0	

RPI 1-25				RPI 26-50				RPI 51-100				RPI 101+ Team's RPI: 186			
RPI	S	Opponent	Score	RPI	S	Opponent	Score	RPI	S	Opponent	Score	RPI	S	Opponent	Score
19	A	Kentucky	52 75					63	H	Harvard	47 80	126	H	Providence	72 65
								69	A	Clemson	67 80	171	H	North Dakota	77 63
								75	A	Minnesota	71 91	198	H	George Washington	59 64
								90	H	Boston College	64 88	229	A	Holy Cross	65 73
								93	H	Hartford	51 65	242	H	Brown	72 67
												277	A	Richmond	66 60
												297	A	Robert Morris	46 41
												307	A	Vermont	61 58

LAST 12 Division I GAMES:															
242	H	Brown	72 67	69	A	Clemson	67 80	19	A	Kentucky	52 75	126	H	Providence	72 65
198	H	George Washington	59 64	19	A	Kentucky	52 75	171	H	North Dakota	77 63	229	A	Holy Cross	65 73
277	A	Richmond	66 60	126	H	Providence	72 65	242	H	Brown	72 67	277	A	Richmond	66 60
63	H	Harvard	47 80	171	H	North Dakota	77 63	297	A	Robert Morris	46 41	307	A	Vermont	61 58
75	A	Minnesota	71 91	229	A	Holy Cross	65 73								
93	H	Hartford	51 65	307	A	Vermont	61 58								

Non-Div I Games:

Rhode Island

Average RPI	Win:	234	WON-LOST	WINNING	LAST 10	STRENGTH OF	OPP. STRENGTH	TEAM	ADJ.	CONF.	ADJ CONF.
Average RPI	Loss:	37	RECORD	PCT. RANK	GAMES	SCHEDULE	OF SCHEDULE	RPI	RPI	RPI	RPI
DIV. I ONLY		12- 3		36	9-1	321	66	117	117	17	17
DIV. I NON-CONF.		9- 3		62	0- 0	322	49	132	132	19	19

TOTALS	RPI 1-25		RPI 26-50		W-L RECORDS	RPI 51-100		RPI 101-150		RPI 150+	
12- 3	0- 0		0- 3		OVERALL	0- 0		0- 0		12- 0	
6- 0	0- 0		0- 0		HOME	0- 0		0- 0		6- 0	
5- 2	0- 0		0- 2		AWAY	0- 0		0- 0		5- 0	
1- 1	0- 0		0- 1		NEUTRAL	0- 0		0- 0		1- 0	
9- 3	0- 0		0- 3		NON-CONFERENCE	0- 0		0- 0		9- 0	
5- 0	0- 0		0- 0		HOME	0- 0		0- 0		5- 0	
3- 2	0- 0		0- 2		AWAY	0- 0		0- 0		3- 0	
1- 1	0- 0		0- 1		NEUTRAL	0- 0		0- 0		1- 0	
3- 0	0- 0		0- 0		CONFERENCE	0- 0		0- 0		3- 0	
1- 0	0- 0		0- 0		HOME	0- 0		0- 0		1- 0	
2- 0	0- 0		0- 0		AWAY	0- 0		0- 0		2- 0	
0- 0	0- 0		0- 0		NEUTRAL	0- 0		0- 0		0- 0	

RPI 1-25				RPI 26-50				RPI 51-100				RPI 101+ Team's RPI: 117			
RPI	S	Opponent	Score	RPI	S	Opponent	Score	RPI	S	Opponent	Score	RPI	S	Opponent	Score
				28	A	UCLA	50 59					151	A	Louisiana Tech	61 51
				41	N	North Carolina	50 71					163	A	Prairie View	68 58
				42	A	Texas A&M	54 65					164	A	Little Rock	79 65
												191	H	Georgia St.	66 49
												201	N	Coastal Caro.	56 52
												238	H	SMU	66 52
												240	A	Southern Miss.	58 47
												261	H	Texas Southern	76 71
												273	H	New Orleans	67 56
												290	A	Incarnate Word	74 63
												300	H	UTSA	85 54
												340	H	McNeese	93 65

LAST 12 Division I GAMES:															
				300	H	UTSA	85 54	238	H	SMU	66 52				
				151	A	Louisiana Tech	61 51	163	A	Prairie View	68 58				
				240	A	Southern Miss.	58 47	273	H	New Orleans	67 56				
				290	A	Incarnate Word	74 63	340	H	McNeese	93 65				
				201	N	Coastal Caro.	56 52	191	H	Georgia St.	66 49				
				41	N	North Carolina	50 71	261	H	Texas Southern	76 71				

Non-Div I Games:

Rice

Average RPI	Win:	249	WON-LOST	WINNING	LAST 10	STRENGTH OF	OPP. STRENGTH	TEAM	ADJ.	CONF.	ADJ CONF.
Average RPI	Loss:	132	RECORD	PCT. RANK	GAMES	SCHEDULE	OF SCHEDULE	RPI	RPI	RPI	RPI
DIV. I ONLY		3- 12		302	2-8	133	174	277	277	18	18
DIV. I NON-CONF.		3- 10		278	0- 0	139	170	275	275	18	18
<hr/>											
TOTALS	RPI 1-25		RPI 26-50		W-L RECORDS	RPI 51-100		RPI 101-150		RPI 150+	
3- 12	0- 1		0- 0		OVERALL	0- 4		0- 3		3- 4	
3- 5	0- 0		0- 0		HOME	0- 2		0- 0		3- 3	
0- 6	0- 1		0- 0		AWAY	0- 1		0- 3		0- 1	
0- 1	0- 0		0- 0		NEUTRAL	0- 1		0- 0		0- 0	
3- 10	0- 1		0- 0		NON-CONFERENCE	0- 4		0- 2		3- 3	
3- 4	0- 0		0- 0		HOME	0- 2		0- 0		3- 2	
0- 5	0- 1		0- 0		AWAY	0- 1		0- 2		0- 1	
0- 1	0- 0		0- 0		NEUTRAL	0- 1		0- 0		0- 0	
0- 2	0- 0		0- 0		CONFERENCE	0- 0		0- 1		0- 1	
0- 1	0- 0		0- 0		HOME	0- 0		0- 0		0- 1	
0- 1	0- 0		0- 0		AWAY	0- 0		0- 1		0- 0	
0- 0	0- 0		0- 0		NEUTRAL	0- 0		0- 0		0- 0	

RPI	S	Opponent	Score	RPI	S	Opponent	Score	RPI	S	Opponent	Score	RPI	S	Opponent	Score
24	A	UCF	48 70					58	H	Ohio	58 109	107	A	Wake Forest	48 62
								70	A	Quinnipiac	48 65	110	A	Fordham	48 60
								74	N	Virginia Tech	57 85	134	A	William & Mary	55 65
								87	H	Georgetown	53 73	170	H	Drexel	35 58
												186	H	Rhode Island	60 66
												200	H	UMES	57 55
												226	H	Howard	67 60
												278	H	Fairfield	40 58
												281	A	Florida Atlantic	55 69
												321	H	UNC Greensboro	59 48
<hr/>															
Team's RPI: 277															
<hr/>															
LAST 12 Division I GAMES:															
110	A	Fordham	48 60	226	H	Howard	67 60	134	A	William & Mary	55 65	74	N	Virginia Tech	57 85
186	H	Rhode Island	60 66	58	H	Ohio	58 109	24	A	UCF	48 70	281	A	Florida Atlantic	55 69
321	H	UNC Greensboro	59 48	70	A	Quinnipiac	48 65	200	H	UMES	57 55				

Non-Div I Games:

Richmond

R
i
d
e
rR
i
d
e
r

Ri der

Average RPI Win:	289	WON-LOST	WINNING	LAST 10	STRENGTH OF	OPP. STRENGTH	TEAM	ADJ.	CONF.	ADJ CONF.
Average RPI Loss:	128	RECORD	PCT. RANK	GAMES	SCHEDULE	OF SCHEDULE	RPI	RPI	RPI	RPI
DIV. I ONLY	4- 8	247	4-6	257	206	297	297	31	31	
DIV. I NON-CONF.	2- 8	293	0- 1	211	149	311	311	31	31	

TOTALS	RPI 1-25	RPI 26-50	W-L RECORDS	RPI 51-100	RPI 101-150	RPI 150+				
4- 8	0- 1	0- 0	OVERALL	0- 3	0- 1	4- 3				
4- 3	0- 0	0- 0	HOME	0- 2	0- 0	4- 1				
0- 4	0- 1	0- 0	AWAY	0- 1	0- 1	0- 1				
0- 1	0- 0	0- 0	NEUTRAL	0- 0	0- 0	0- 1				
2- 8	0- 1	0- 0	NON-CONFERENCE	0- 3	0- 1	2- 3				
2- 3	0- 0	0- 0	HOME	0- 2	0- 0	2- 1				
0- 4	0- 1	0- 0	AWAY	0- 1	0- 1	0- 1				
0- 1	0- 0	0- 0	NEUTRAL	0- 0	0- 0	0- 1				
2- 0	0- 0	0- 0	CONFERENCE	0- 0	0- 0	2- 0				
2- 0	0- 0	0- 0	HOME	0- 0	0- 0	2- 0				
0- 0	0- 0	0- 0	AWAY	0- 0	0- 0	0- 0				
0- 0	0- 0	0- 0	NEUTRAL	0- 0	0- 0	0- 0				

RPI 1-25				RPI 26-50				RPI 51-100				RPI 101+ Team's RPI: 297			
RPI	S	Opponent	Score	RPI	S	Opponent	Score	RPI	S	Opponent	Score	RPI	S	Opponent	Score
14	A	Iowa	63 92					68	H	James Madison	36 59	125	A	Youngstown St.	59 69
								96	H	Kent St.	46 54	186	H	Rhode Island	41 46
								97	A	Loyola Marymount	53 61	203	A	Bowling Green	60 61
												205	H	Mt. St. Mary's	70 58
												238	N	SMU	55 60
												257	H	La Salle	67 39
												346	H	Delaware St.	64 63
												349	H	Fairleigh Dickinson	71 49
LAST 12 Division I GAMES:															
97	A	Loyola Marymount	53 61	14	A	Iowa	63 92	238	N	SMU	55 60	203	A	Bowling Green	60 61
349	H	Fairleigh Dickinson	71 49					186	H	Rhode Island	41 46				
205	H	Mt. St. Mary's	70 58					257	H	La Salle	67 39				
68	H	James Madison	36 59					125	A	Youngstown St.	59 69				
346	H	Delaware St.	64 63												
96	H	Kent St.	46 54												

Non-Div I Games: Pitt.-Johnstown 73 53

Robert Morris

Average RPI Win: 158

Average RPI Loss: 32

WON-LOST
RECORDWINNING
PCT. RANKLAST 10
GAMESSTRENGTH OF
SCHEDULEOPP. STRENGTH
OF SCHEDULETEAM
RPIADJ.
RPICONF.
RPIADJ CONF.
RPIDIV. I ONLY
DIV. I NON-CONF.

12- 3

36

8-2

37

71

20

20

4

4

8- 3

72

1- 1

96

104

53

53

4

4

TOTALS

RPI 1-25

RPI 26-50

W-L RECORDS

RPI 51-100

RPI 101-150

RPI 150+

12- 3

0- 2

2- 0

OVERALL

3- 1

2- 0

5- 0

8- 0

0- 0

1- 0

HOME

2- 0

1- 0

4- 0

3- 1

0- 0

1- 0

AWAY

1- 1

1- 0

0- 0

1- 2

0- 2

0- 0

NEUTRAL

0- 0

0- 0

1- 0

8- 3

0- 2

1- 0

NON-CONFERENCE

1- 1

1- 0

5- 0

6- 0

0- 0

1- 0

HOME

0- 0

1- 0

4- 0

1- 1

0- 0

0- 0

AWAY

1- 1

0- 0

0- 0

1- 2

0- 2

0- 0

NEUTRAL

0- 0

0- 0

1- 0

4- 0

0- 0

1- 0

CONFERENCE

2- 0

1- 0

0- 0

2- 0

0- 0

0- 0

HOME

2- 0

0- 0

0- 0

2- 0

0- 0

1- 0

AWAY

0- 0

1- 0

0- 0

0- 0

0- 0

0- 0

NEUTRAL

0- 0

0- 0

0- 0

RPI 1-25 Team's RPI: 20

RPI 26-50

RPI 51-100

RPI 101+

RPI	S	Opponent	Score
10	N	Gonzaga	40 57
11	N	Drake	59 69

RPI	S	Opponent	Score
29	A	Maryland	73 65
48	H	LSU	57 43

RPI	S	Opponent	Score
63	A	Harvard	60 49
74	A	Virginia Tech	51 67
85	H	Northwestern	45 41
86	H	Penn St.	74 61

RPI	S	Opponent	Score
136	H	Stony Brook	61 47
143	A	Illinois	71 60
220	H	Saint Francis (PA)	96 52
242	H	Brown	73 52
270	N	ETSU	68 44
276	H	Central Conn. St.	73 44
299	H	Albany (NY)	65 39

LAST 12 Division I GAMES:

270	N	ETSU	68	44	85	H	Northwestern	45	41
10	N	Gonzaga	40	57	48	H	LSU	57	43
143	A	Illinois	71	60	63	A	Harvard	60	49
86	H	Penn St.	74	61	74	A	Virginia Tech	51	67
242	H	Brown	73	52	11	N	Drake	59	69
29	A	Maryland	73	65	299	H	Albany (NY)	65	39

R
u
t
g
e
r
sR
u
t
g
e
r
s

Non-Div I Games:

Rutgers

Average RPI Win:	201	WON-LOST	WINNING	LAST 10	STRENGTH OF	OPP. STRENGTH	TEAM	ADJ.	CONF.	ADJ CONF.
Average RPI Loss:	76	RECORD	PCT. RANK	GAMES	SCHEDULE	OF SCHEDULE	RPI	RPI	RPI	RPI
DIV. I ONLY	8- 3	67	8-2	97	243	55	55	25	25	
DIV. I NON-CONF.	6- 3	91	0- 1	100	216	67	67	22	22	

TOTALS	RPI 1-25	RPI 26-50	W-L RECORDS	RPI 51-100	RPI 101-150	RPI 150+				
8- 3	0- 0	0- 1	OVERALL	0- 1	3- 1	5- 0				
6- 0	0- 0	0- 0	HOME	0- 0	3- 0	3- 0				
1- 3	0- 0	0- 1	AWAY	0- 1	0- 1	1- 0				
1- 0	0- 0	0- 0	NEUTRAL	0- 0	0- 0	1- 0				
6- 3	0- 0	0- 1	NON-CONFERENCE	0- 1	3- 1	3- 0				
5- 0	0- 0	0- 0	HOME	0- 0	3- 0	2- 0				
0- 3	0- 0	0- 1	AWAY	0- 1	0- 1	0- 0				
1- 0	0- 0	0- 0	NEUTRAL	0- 0	0- 0	1- 0				
2- 0	0- 0	0- 0	CONFERENCE	0- 0	0- 0	2- 0				
1- 0	0- 0	0- 0	HOME	0- 0	0- 0	1- 0				
1- 0	0- 0	0- 0	AWAY	0- 0	0- 0	1- 0				
0- 0	0- 0	0- 0	NEUTRAL	0- 0	0- 0	0- 0				

S
F
AS
F
A

RPI 1-25				RPI 26-50				RPI 51-100				Team's RPI: 55				RPI 101+			
RPI	S	Opponent	Score	RPI	S	Opponent	Score	RPI	S	Opponent	Score	RPI	S	Opponent	Score	RPI	S	Opponent	Score
				34	A	Miami (FL)	60 81	53	A	New Mexico	33 74	109	H	Yale	67 57	135	H	Montana St.	60 53
												141	A	Texas Tech	69 77	146	H	Tulsa	76 34
												176	H	Nicholls St.	70 62	214	N	Hampton	70 68
												236	A	Southeastern La.	62 51	261	H	Texas Southern	74 55
												331	H	Morgan St.	69 42				
LAST 12 Division I GAMES:																			
				53	A	New Mexico	33 74	135	H	Montana St.	60 53								
				109	H	Yale	67 57	141	A	Texas Tech	69 77								
				176	H	Nicholls St.	70 62	146	H	Tulsa	76 34								
				236	A	Southeastern La.	62 51	331	H	Morgan St.	69 42								
				214	N	Hampton	70 68	34	A	Miami (FL)	60 81								
				261	H	Texas Southern	74 55												

Non-Div I Games: Wiley 97 38 Cameron 86 59 Our Lady of the Lake 77

SFA

S
I
U
E

SIUE			Through Games Of Jan. 10, 2019									
Average RPI	Win:	284	WON-LOST RECORD	WINNING PCT. RANK	LAST 10 GAMES	STRENGTH OF SCHEDULE	OPP. STRENGTH OF SCHEDULE	TEAM RPI	ADJ. RPI	CONF. RPI	ADJ CONF. RPI	
Average RPI	Loss:	156										
DIV. I ONLY		5- 8	228	3-7	285	264	219	219	21	21		
DIV. I NON-CONF.		4- 6	212	0- 0	305	258	234	234	20	20		

TOTALS		RPI 1-25	RPI 26-50		W-L RECORDS		RPI 51-100		RPI 101-150		RPI 150+	
5- 8	0- 0		0- 1		OVERALL		0- 0		0- 3		5- 4	
1- 1	0- 0		0- 0		HOME		0- 0		0- 0		1- 1	
4- 6	0- 0		0- 1		AWAY		0- 0		0- 2		4- 3	
0- 1	0- 0		0- 0		NEUTRAL		0- 0		0- 1		0- 0	
4- 6	0- 0		0- 1		NON-CONFERENCE		0- 0		0- 2		4- 3	
1- 0	0- 0		0- 0		HOME		0- 0		0- 0		1- 0	
3- 5	0- 0		0- 1		AWAY		0- 0		0- 1		3- 3	
0- 1	0- 0		0- 0		NEUTRAL		0- 0		0- 1		0- 0	
1- 2	0- 0		0- 0		CONFERENCE		0- 0		0- 1		1- 1	
0- 1	0- 0		0- 0		HOME		0- 0		0- 0		0- 1	
1- 1	0- 0		0- 0		AWAY		0- 0		0- 1		1- 0	
0- 0	0- 0		0- 0		NEUTRAL		0- 0		0- 0		0- 0	

S
I
U
E

RPI 1-25				RPI 26-50				RPI 51-100				RPI 101+ Team's RPI: 219			
RPI	S	Opponent	Score	RPI	S	Opponent	Score	RPI	S	Opponent	Score	RPI	S	Opponent	Score
				27	A	Missouri	36 59					115	A	Tennessee Tech	55 79
												143	A	Illinois	57 74
												144	N	Missouri St.	65 68
												172	H	Illinois St.	68 61
												175	A	UMKC	75 80
												195	A	Saint Louis	56 63
												199	H	Southeast Mo. St.	52 62
												221	A	Eastern Ill.	65 56
												249	A	Loyola Chicago	43 56
												338	A	Chicago St.	82 66
												342	A	Purdue Fort Wayne	57 49
												345	A	Evansville	54 45

LAST 12 Division I GAMES:															
				221	A	Eastern Ill.	65 56					115	A	Tennessee Tech	55 79
				199	H	Southeast Mo. St.	52 62					249	A	Loyola Chicago	43 56
				144	N	Missouri St.	65 68					195	A	Saint Louis	56 63
				175	A	UMKC	75 80					342	A	Purdue Fort Wayne	57 49
				143	A	Illinois	57 74					27	A	Missouri	36 59
				338	A	Chicago St.	82 66					345	A	Evansville	54 45

Non-Div I Games: McKendree 64 63

SIUE

Through Games Of Jan. 10, 2019																	
Average RPI Win: 255		WON-LOST RECORD		WINNING PCT. RANK		LAST 10 GAMES		STRENGTH OF SCHEDULE		OPP. STRENGTH OF SCHEDULE							
Average RPI Loss: 124										TEAM RPI							
										ADJ. RPI							
										CONF. RPI							
										ADJ CONF. RPI							
DIV. I ONLY		6- 9		223		4-6		162		245							
DIV. I NON-CONF.		6- 7		172		1- 0		156		281							
TOTALS		RPI 1-25		RPI 26-50		W-L RECORDS		RPI 51-100		RPI 101-150							
6- 9		0- 0		0- 0		OVERALL		0- 2		0- 6							
4- 5		0- 0		0- 0		HOME		0- 0		0- 4							
0- 4		0- 0		0- 0		AWAY		0- 2		0- 2							
2- 0		0- 0		0- 0		NEUTRAL		0- 0		0- 0							
6- 7		0- 0		0- 0		NON-CONFERENCE		0- 2		0- 4							
4- 4		0- 0		0- 0		HOME		0- 0		0- 3							
0- 3		0- 0		0- 0		AWAY		0- 2		0- 1							
2- 0		0- 0		0- 0		NEUTRAL		0- 0		0- 0							
0- 2		0- 0		0- 0		CONFERENCE		0- 0		0- 2							
0- 1		0- 0		0- 0		HOME		0- 0		0- 1							
0- 1		0- 0		0- 0		AWAY		0- 0		0- 1							
0- 0		0- 0		0- 0		NEUTRAL		0- 0		0- 0							
Team's RPI: 238																	
RPI 1-25				RPI 26-50				RPI 51-100									
RPI	S	Opponent	Score	RPI	S	Opponent	Score	RPI	S	Opponent	Score						
								57	A	Northern Colo.	57 58						
								83	A	TCU	63 65						
Team's RPI: 238																	
								106	H	Houston	61 72						
								117	A	Rice	52 66						
								118	H	Alabama	61 62						
								131	H	UT Arlington	41 66						
								132	A	Cincinnati	57 69						
								138	H	Oklahoma	61 77						
								178	H	North Texas	73 66						
								209	N	Northern Ariz.	55 48						
								236	H	Southeastern La.	62 63						
								255	H	Mississippi Val.	62 47						
								284	H	CSU Bakersfield	49 43						
								297	N	Robert Morris	60 55						
								304	H	La.-Monroe	49 38						
Team's RPI: 238																	
LAST 12 Division I GAMES:																	
								106	H	Houston	61 72						
								132	A	Cincinnati	57 69						
								131	H	UT Arlington	41 66						
								138	H	Oklahoma	61 77						
								284	H	CSU Bakersfield	49 43						
								117	A	Rice	52 66						
								209	N	Northern Ariz.	55 48						
								57	A	Northern Colo.	57 58						
								178	H	North Texas	73 66						
								297	N	Robert Morris	60 55						
								236	H	Southeastern La.	62 63						
								83	A	TCU	63 65						
Team's RPI: 238																	

Non-Div I Games:

SMU

Average RPI	Win:	214	WON-LOST	WINNING	LAST 10	STRENGTH OF	OPP. STRENGTH	TEAM	ADJ.	CONF.	ADJ CONF.
Average RPI	Loss:	126	RECORD	PCT. RANK	GAMES	SCHEDULE	OF SCHEDULE	RPI	RPI	RPI	RPI
DIV. I ONLY		3- 7		265	3-7	124	208	244	244	13	13
DIV. I NON-CONF.		3- 4		199	1- 0	136	263	213	213	11	11
<hr/>											
TOTALS	RPI 1-25		RPI 26-50		W-L RECORDS	RPI 51-100		RPI 101-150		RPI 150+	
3- 7	0- 0		0- 0		OVERALL	0- 2		1- 3		2- 2	
1- 4	0- 0		0- 0		HOME	0- 0		0- 3		1- 1	
0- 2	0- 0		0- 0		AWAY	0- 2		0- 0		0- 0	
2- 1	0- 0		0- 0		NEUTRAL	0- 0		1- 0		1- 1	
3- 4	0- 0		0- 0		NON-CONFERENCE	0- 1		1- 1		2- 2	
1- 2	0- 0		0- 0		HOME	0- 0		0- 1		1- 1	
0- 1	0- 0		0- 0		AWAY	0- 1		0- 0		0- 0	
2- 1	0- 0		0- 0		NEUTRAL	0- 0		1- 0		1- 1	
0- 3	0- 0		0- 0		CONFERENCE	0- 1		0- 2		0- 0	
0- 2	0- 0		0- 0		HOME	0- 0		0- 2		0- 0	
0- 1	0- 0		0- 0		AWAY	0- 1		0- 0		0- 0	
0- 0	0- 0		0- 0		NEUTRAL	0- 0		0- 0		0- 0	

RPI 1-25				RPI 26-50				RPI 51-100				RPI 101+				Team's RPI: 244	
RPI	S	Opponent	Score	RPI	S	Opponent	Score	RPI	S	Opponent	Score	RPI	S	Opponent	Score		
								53	A	New Mexico	53	85	101	H	UC Davis	60	109
								57	A	Northern Colo.	69	82	124	H	Montana	86	88
													135	H	Montana St.	53	69
													143	N	Illinois	109	107
													169	N	Pepperdine	97	113
													214	N	Hampton	65	61
													243	H	San Francisco	75	86
													286	H	Cal Poly	88	85
LAST 12 Division I GAMES:																	
				135	H	Montana St.	53	69	214	N	Hampton	65	61				
				124	H	Montana	86	88	143	N	Illinois	109	107				
				57	A	Northern Colo.	69	82	169	N	Pepperdine	97	113				
				53	A	New Mexico	53	85	286	H	Cal Poly	88	85				
				101	H	UC Davis	60	109									
				243	H	San Francisco	75	86									

Non-Div I Games: Antelope Valley 86 80

Sacramento St.

Average RPI Win:	298	WON-LOST	WINNING	LAST 10	STRENGTH OF	OPP. STRENGTH	TEAM	ADJ.	CONF.	ADJ CONF.
Average RPI Loss:	159	RECORD	PCT. RANK	GAMES	SCHEDULE	OF SCHEDULE	RPI	RPI	RPI	RPI
DIV. I ONLY	6- 7	188	4-6	267	311	232	232	31	31	
DIV. I NON-CONF.	4- 7	228	0- 0	187	295	219	219	31	31	

TOTALS	RPI 1-25	RPI 26-50	W-L RECORDS	RPI 51-100	RPI 101-150	RPI 150+				
6- 7	0- 1	0- 0	OVERALL	0- 0	0- 3	6- 3				
3- 3	0- 0	0- 0	HOME	0- 0	0- 1	3- 2				
3- 4	0- 1	0- 0	AWAY	0- 0	0- 2	3- 1				
0- 0	0- 0	0- 0	NEUTRAL	0- 0	0- 0	0- 0				
4- 7	0- 1	0- 0	NON-CONFERENCE	0- 0	0- 3	4- 3				
1- 3	0- 0	0- 0	HOME	0- 0	0- 1	1- 2				
3- 4	0- 1	0- 0	AWAY	0- 0	0- 2	3- 1				
0- 0	0- 0	0- 0	NEUTRAL	0- 0	0- 0	0- 0				
2- 0	0- 0	0- 0	CONFERENCE	0- 0	0- 0	2- 0				
2- 0	0- 0	0- 0	HOME	0- 0	0- 0	2- 0				
0- 0	0- 0	0- 0	AWAY	0- 0	0- 0	0- 0				
0- 0	0- 0	0- 0	NEUTRAL	0- 0	0- 0	0- 0				

RPI 1-25				RPI 26-50				RPI 51-100				RPI 101+ Team's RPI: 232			
RPI	S	Opponent	Score	RPI	S	Opponent	Score	RPI	S	Opponent	Score	RPI	S	Opponent	Score
19	A	Kentucky	43 71									108	A	Lehigh	66 70
												126	A	Providence	52 62
												136	H	Stony Brook	58 73
												188	A	Massachusetts	61 78
												248	A	Hofstra	70 64
												250	H	Monmouth	50 55
												268	H	Siena	72 50
												276	H	Central Conn. St.	66 61
												287	H	Saint Joseph's	44 61
												306	A	New Hampshire	71 60
												341	A	Manhattan	74 46
												350	H	LIU Brooklyn	75 53
LAST 12 Division I GAMES:															
287	H	Saint Joseph's	44 61	350	H	LIU Brooklyn	75 53								
341	A	Manhattan	74 46	276	H	Central Conn. St.	66 61								
108	A	Lehigh	66 70	19	A	Kentucky	43 71								
136	H	Stony Brook	58 73	126	A	Providence	52 62								
248	A	Hofstra	70 64	306	A	New Hampshire	71 60								
250	H	Monmouth	50 55	268	H	Siena	72 50								

Non-Div I Games:

Sacred Heart

Average RPI Win:	272	WON-LOST	WINNING	LAST 10	STRENGTH OF	OPP. STRENGTH	TEAM	ADJ.	CONF.	ADJ CONF.
Average RPI Loss:	101	RECORD	PCT. RANK	GAMES	SCHEDULE	OF SCHEDULE	RPI	RPI	RPI	RPI
DIV. I ONLY	4- 9	254	4-6	136	176	220	220	31	31	
DIV. I NON-CONF.	2- 9	297	0- 1	83	113	225	225	31	31	

TOTALS	RPI 1-25	RPI 26-50	W-L RECORDS	RPI 51-100	RPI 101-150	RPI 150+				
4- 9	0- 2	0- 1	OVERALL	0- 2	0- 3	4- 1				
3- 2	0- 0	0- 0	HOME	0- 1	0- 1	3- 0				
1- 5	0- 2	0- 0	AWAY	0- 1	0- 1	1- 1				
0- 2	0- 0	0- 1	NEUTRAL	0- 0	0- 1	0- 0				
2- 9	0- 2	0- 1	NON-CONFERENCE	0- 2	0- 3	2- 1				
1- 2	0- 0	0- 0	HOME	0- 1	0- 1	1- 0				
1- 5	0- 2	0- 0	AWAY	0- 1	0- 1	1- 1				
0- 2	0- 0	0- 1	NEUTRAL	0- 0	0- 1	0- 0				
2- 0	0- 0	0- 0	CONFERENCE	0- 0	0- 0	2- 0				
2- 0	0- 0	0- 0	HOME	0- 0	0- 0	2- 0				
0- 0	0- 0	0- 0	AWAY	0- 0	0- 0	0- 0				
0- 0	0- 0	0- 0	NEUTRAL	0- 0	0- 0	0- 0				

RPI 1-25				RPI 26-50				RPI 51-100				RPI 101+ Team's RPI: 220			
RPI	S	Opponent	Score	RPI	S	Opponent	Score	RPI	S	Opponent	Score	RPI	S	Opponent	Score
6	A	Bayl or	58 116	45	N	Boi se St.	64 78	76	A	Pittsburgh	75 78	124	N	Montana	77 79
20	A	Rutgers	52 96					94	H	FGCU	69 83	125	A	Youngstown St.	56 80
												148	H	Duquesne	73 93
												190	H	Morehead St.	89 83
												205	H	Mt. St. Mary' s	68 66
												272	A	Li berty	53 82
												344	A	Longwood	91 88
												349	H	Fai rl ei gh Di cki nson	75 64
LAST 12 Di vi si on I GAMES:															
				76	A	Pittsburgh	75 78	124	N	Montana	77 79				
				190	H	Morehead St.	89 83	205	H	Mt. St. Mary' s	68 66				
				45	N	Boi se St.	64 78	349	H	Fai rl ei gh Di cki nson	75 64				
				125	A	Youngstown St.	56 80	148	H	Duquesne	73 93				
				94	H	FGCU	69 83	272	A	Li berty	53 82				
				344	A	Longwood	91 88	6	A	Bayl or	58 116				

Non-Div I Games: Seton Hill 86 74

Saint Francis (PA)

Loss,
Non-Conf,
S Site,
H Home
A Away
N Neutral

Average RPI Win:	263	WON-LOST	WINNING	LAST 10	STRENGTH OF	OPP. STRENGTH	TEAM	ADJ.	CONF.	ADJ CONF.
Average RPI Loss:	157	RECORD	PCT. RANK	GAMES	SCHEDULE	OF SCHEDULE	RPI	RPI	RPI	RPI
DIV. I ONLY	4- 11	278	3-7	203	260	287	287	18	18	
DIV. I NON-CONF.	4- 9	253	1- 0	213	248	279	279	18	18	

TOTALS	RPI 1-25	RPI 26-50	W-L RECORDS	RPI 51-100	RPI 101-150	RPI 150+				
4- 11	0- 0	0- 2	OVERALL	0- 1	0- 1	4- 7				
3- 6	0- 0	0- 2	HOME	0- 0	0- 1	3- 3				
1- 5	0- 0	0- 0	AWAY	0- 1	0- 0	1- 4				
0- 0	0- 0	0- 0	NEUTRAL	0- 0	0- 0	0- 0				
4- 9	0- 0	0- 2	NON-CONFERENCE	0- 1	0- 1	4- 5				
3- 5	0- 0	0- 2	HOME	0- 0	0- 1	3- 2				
1- 4	0- 0	0- 0	AWAY	0- 1	0- 0	1- 3				
0- 0	0- 0	0- 0	NEUTRAL	0- 0	0- 0	0- 0				
0- 2	0- 0	0- 0	CONFERENCE	0- 0	0- 0	0- 2				
0- 1	0- 0	0- 0	HOME	0- 0	0- 0	0- 1				
0- 1	0- 0	0- 0	AWAY	0- 0	0- 0	0- 1				
0- 0	0- 0	0- 0	NEUTRAL	0- 0	0- 0	0- 0				

RPI 1-25				RPI 26-50				RPI 51-100				RPI 101+				Team's RPI: 287
RPI	S	Opponent	Score	RPI	S	Opponent	Score	RPI	S	Opponent	Score	RPI	S	Opponent	Score	
				33	H	Villanova	35 47	80	A	Penn	45 65	119	H	Towson	52 73	
				38	H	Auburn	70 81					167	A	VCU	40 59	
												170	A	Drexel	34 51	
												195	H	Saint Louis	49 62	
												207	A	Delaware	39 48	
												232	A	Sacred Heart	61 44	
												234	A	Navy	48 49	
												235	H	Rider	54 56	
												245	H	Niagara	68 54	
												252	H	Temple	52 58	
												258	H	Columbia	68 61	
												317	H	Loyola Maryland	49 46	
LAST 12 Division I GAMES:																
234	A	Navy	48 49	317	H	Loyola Maryland	49 46	195	H	Saint Louis	49 62	167	A	VCU	40 59	
207	A	Delaware	39 48	258	H	Columbia	68 61	235	H	Rider	54 56	245	H	Niagara	68 54	
232	A	Sacred Heart	61 44	235	H	Rider	54 56	245	H	Niagara	68 54					
119	H	Towson	52 73	33	H	Villanova	35 47									
38	H	Auburn	70 81													

Non-Div I Games:

Saint Joseph's

Average RPI Win:	231	WON-LOST	WINNING	LAST 10	STRENGTH OF	OPP. STRENGTH	TEAM	ADJ.	CONF.	ADJ CONF.
Average RPI Loss:	115	RECORD	PCT. RANK	GAMES	SCHEDULE	OF SCHEDULE	RPI	RPI	RPI	RPI
DIV. I ONLY	6- 9	223	5-5	193	82	195	195	18	18	
DIV. I NON-CONF.	5- 8	224	1- 0	170	64	204	204	18	18	

TOTALS	RPI 1-25	RPI 26-50	W-L RECORDS	RPI 51-100	RPI 101-150	RPI 150+				
6- 9	0- 1	0- 1	OVERALL	0- 0	1- 5	5- 2				
2- 4	0- 1	0- 1	HOME	0- 0	0- 2	2- 0				
4- 3	0- 0	0- 0	AWAY	0- 0	1- 1	3- 2				
0- 2	0- 0	0- 0	NEUTRAL	0- 0	0- 2	0- 0				
5- 8	0- 1	0- 1	NON-CONFERENCE	0- 0	1- 5	4- 1				
2- 4	0- 1	0- 1	HOME	0- 0	0- 2	2- 0				
3- 2	0- 0	0- 0	AWAY	0- 0	1- 1	2- 1				
0- 2	0- 0	0- 0	NEUTRAL	0- 0	0- 2	0- 0				
1- 1	0- 0	0- 0	CONFERENCE	0- 0	0- 0	1- 1				
0- 0	0- 0	0- 0	HOME	0- 0	0- 0	0- 0				
1- 1	0- 0	0- 0	AWAY	0- 0	0- 0	1- 1				
0- 0	0- 0	0- 0	NEUTRAL	0- 0	0- 0	0- 0				

RPI 1-25				RPI 26-50				RPI 51-100				RPI 101+				Team's RPI: 195
RPI	S	Opponent	Score	RPI	S	Opponent	Score	RPI	S	Opponent	Score	RPI	S	Opponent	Score	
5	H	UConn	42 98	27	H	Missouri	62 74					109	N	Yale	52 58	
												120	N	Chattanooga	61 71	
												122	A	Virginia	67 65	
												132	H	Cincinnati	50 51	
												137	H	Indiana St.	56 60	
												146	A	Tulsa	75 86	
												152	H	Southern Ill.	62 58	
												172	A	Illinois St.	67 72	
												188	A	Massachusetts	66 70	
												219	H	SIUE	63 56	
												281	A	Fla. Atlantic	93 61	
												287	A	Saint Joseph's	62 49	
												326	A	Eastern Ky.	70 43	

LAST 12 Division I GAMES:																
109	N	Yale	52 58	281	A	Fla. Atlantic	93 61									
172	A	Illinois St.	67 72	287	A	Saint Joseph's	62 49									
27	H	Missouri	62 74	188	A	Massachusetts	66 70									
5	H	UConn	42 98	122	A	Virginia	67 65									
219	H	SIUE	63 56	120	N	Chattanooga	61 71									
152	H	Southern Ill.	62 58	146	A	Tulsa	75 86									

Non-Div I Games:

Saint Louis

Average RPI Win:	164	WON-LOST	WINNING	LAST 10	STRENGTH OF	OPP. STRENGTH	TEAM	ADJ.	CONF.	ADJ CONF.
Average RPI Loss:	45	RECORD	PCT. RANK	GAMES	SCHEDULE	OF SCHEDULE	RPI	RPI	RPI	RPI
DIV. I ONLY	9- 6	115	6-4	38	48	39	39	7	7	
DIV. I NON-CONF.	7- 4	109	1- 0	59	40	50	50	7	7	

TOTALS	RPI 1-25	RPI 26-50	W-L RECORDS	RPI 51-100	RPI 101-150	RPI 150+				
9- 6	0- 3	1- 0	OVERALL	2- 2	1- 1	5- 0				
3- 2	0- 2	1- 0	HOME	0- 0	0- 0	2- 0				
4- 4	0- 1	0- 0	AWAY	1- 2	0- 1	3- 0				
2- 0	0- 0	0- 0	NEUTRAL	1- 0	1- 0	0- 0				
7- 4	0- 2	1- 0	NON-CONFERENCE	2- 1	1- 1	3- 0				
2- 2	0- 2	1- 0	HOME	0- 0	0- 0	1- 0				
3- 2	0- 0	0- 0	AWAY	1- 1	0- 1	2- 0				
2- 0	0- 0	0- 0	NEUTRAL	1- 0	1- 0	0- 0				
2- 2	0- 1	0- 0	CONFERENCE	0- 1	0- 0	2- 0				
1- 0	0- 0	0- 0	HOME	0- 0	0- 0	1- 0				
1- 2	0- 1	0- 0	AWAY	0- 1	0- 0	1- 0				
0- 0	0- 0	0- 0	NEUTRAL	0- 0	0- 0	0- 0				

RPI	S	Opponent	Score
8	H	Oregon	55 79
10	A	Gonzaga	62 74
22	H	Cal i forni a	78 81

RPI	S	Opponent	Score
40	H	Wyomi ng	90 84

Team's RPI: 39

RPI	S	Opponent	Score
60	A	Oregon St.	56 89
67	N	Ol d Domi ni on	83 65
71	A	Paci fi c	67 76
98	A	Washi ngton St.	70 64

RPI	S	Opponent	Score
101	A	UC Davi s	74 76
123	N	Texas St.	89 62
160	A	Portl and	98 91
187	H	Mi l waukee	73 71
227	H	San Di ego	74 60
286	A	Cal Pol y	69 51
291	A	UC Santa Barbara	80 55

LAST 12 Divi sion I GAMES:

10	A	Gonzaga	62 74	67	N	Ol d Domi ni on	83 65
71	A	Paci fi c	67 76	227	H	San Di ego	74 60
123	N	Texas St.	89 62	160	A	Portl and	98 91
101	A	UC Davi s	74 76	291	A	UC Santa Barbara	80 55
22	H	Cal i forni a	78 81	8	H	Oregon	55 79
286	A	Cal Pol y	69 51	187	H	Mi l waukee	73 71

Non-Div I Games:

Saint Mary's (CA)

Average RPI Win:	333	WON-LOST	WINNING	LAST 10	STRENGTH OF	OPP. STRENGTH	TEAM	ADJ.	CONF.	ADJ CONF.
Average RPI Loss:	186	RECORD	PCT. RANK	GAMES	SCHEDULE	OF SCHEDULE	RPI	RPI	RPI	RPI
DIV. I ONLY	5- 9	242	3-7	304	340	309	309	27	27	
DIV. I NON-CONF.	5- 6	177	0- 0	301	350	278	278	28	28	

TOTALS	RPI 1-25	RPI 26-50	W-L RECORDS	RPI 51-100	RPI 101-150	RPI 150+				
5- 9	0- 0	0- 0	OVERALL	0- 2	0- 2	5- 5				
4- 3	0- 0	0- 0	HOME	0- 0	0- 0	4- 3				
1- 6	0- 0	0- 0	AWAY	0- 2	0- 2	1- 2				
0- 0	0- 0	0- 0	NEUTRAL	0- 0	0- 0	0- 0				
5- 6	0- 0	0- 0	NON-CONFERENCE	0- 1	0- 2	5- 3				
4- 1	0- 0	0- 0	HOME	0- 0	0- 0	4- 1				
1- 5	0- 0	0- 0	AWAY	0- 1	0- 2	1- 2				
0- 0	0- 0	0- 0	NEUTRAL	0- 0	0- 0	0- 0				
0- 3	0- 0	0- 0	CONFERENCE	0- 1	0- 0	0- 2				
0- 2	0- 0	0- 0	HOME	0- 0	0- 0	0- 2				
0- 1	0- 0	0- 0	AWAY	0- 1	0- 0	0- 0				
0- 0	0- 0	0- 0	NEUTRAL	0- 0	0- 0	0- 0				

RPI 1-25				RPI 26-50				RPI 51-100				RPI 101+				Team's RPI: 309
RPI	S	Opponent	Score	RPI	S	Opponent	Score	RPI	S	Opponent	Score	RPI	S	Opponent	Score	
								70	A	Qui nni pi ac	45 90	103	A	Seton Hal l	47 90	
								90	A	Boston Col lege	57 89	109	A	Yale	56 72	
												218	H	Cal St. Fullerton	45 69	
												245	H	Ni agara	66 75	
												268	H	Si ena	57 84	
												275	A	St. Franci s Brookl yn	70 74	
												296	A	UMass Lowel l	57 59	
												319	H	NJIT	70 57	
												320	H	Wagner	69 57	
												329	A	Lafayette	62 60	
												349	H	Fai rlei gh Di cki nson	75 58	
												350	H	LIU Brookl yn	86 59	
LAST 12 Division I GAMES:																
349	H	Fai rlei gh Di cki nson	75 58	245	H	Ni agara	66 75									
275	A	St. Franci s Brookl yn	70 74	70	A	Qui nni pi ac	45 90									
218	H	Cal St. Fullerton	45 69	268	H	Si ena	57 84									
109	A	Yale	56 72	329	A	Lafayette	62 60									
103	A	Seton Hal l	47 90	350	H	LIU Brookl yn	86 59									
320	H	Wagner	69 57	90	A	Boston Col lege	57 89									

Non-Div I Games:

Saint Peter's

Average RPI		Winn: 287	WON-LOST	WINNING	LAST 10	STRENGTH OF		OPP. STRENGTH	TEAM	ADJ.	CONF.	ADJ CONF.
Loss: 134			RECORD	PCT. RANK	GAMES	SCHEDULE		OF SCHEDULE	RPI	RPI	RPI	RPI
DIV. I ONLY			3- 6	247	5-5	145		293	204	204	25	25
DIV. I NON-CONF.			2- 5	264	0- 0	78		242	173	173	22	22
TOTALS		RPI 1-25		RPI 26-50		W-L RECORDS		RPI 51-100	RPI 101-150		RPI 150+	
3- 6		0- 0		0- 1		OVERALL		0- 2	0- 0		3- 3	
1- 2		0- 0		0- 0		HOME		0- 0	0- 0		1- 2	
2- 3		0- 0		0- 1		AWAY		0- 1	0- 0		2- 1	
0- 1		0- 0		0- 0		NEUTRAL		0- 1	0- 0		0- 0	
2- 5		0- 0		0- 1		NON-CONFERENCE		0- 2	0- 0		2- 2	
0- 1		0- 0		0- 0		HOME		0- 0	0- 0		0- 1	
2- 3		0- 0		0- 1		AWAY		0- 1	0- 0		2- 1	
0- 1		0- 0		0- 0		NEUTRAL		0- 1	0- 0		0- 0	
1- 1		0- 0		0- 0		CONFERENCE		0- 0	0- 0		1- 1	
1- 1		0- 0		0- 0		HOME		0- 0	0- 0		1- 1	
0- 0		0- 0		0- 0		AWAY		0- 0	0- 0		0- 0	
0- 0		0- 0		0- 0		NEUTRAL		0- 0	0- 0		0- 0	

RPI	S	Opponent	Score
RPI 1-25			
48	A	LSU	52 66
RPI 26-50			
RPI 51-100			
83	A	TCU	59 72
99	N	Troy	79 84
RPI 101+			
162	H	Oral Roberts	62 73
168	H	Abilene Christian	79 91
240	A	Southern Miss.	65 61
241	A	Wichita St.	55 63
289	A	Louisiana	68 62
333	H	Central Ark.	66 62
Team's RPI: 204			
LAST 12 Division I Games:			
162	H	Oral Roberts	62 73
289	A	Louisiana	68 62
240	A	Southern Miss.	65 61
99	N	Troy	79 84
241	A	Wichita St.	55 63
48	A	LSU	52 66
333	H	Central Ark.	66 62
168	H	Abilene Christian	79 91
83	A	TCU	59 72

Non-Di v I Games:	UNKNOWN	94	46	Wiley	101	63	Jarvis Christian	100	55
-------------------	---------	----	----	-------	-----	----	------------------	-----	----

Sam Houston St.

■ Loss, ■ Non-Conf, S Site, H Home A Away N Neutral

Average RPI Win:	234	WON-LOST	WINNING	LAST 10	STRENGTH OF	OPP. STRENGTH	TEAM	ADJ.	CONF.	ADJ CONF.
Average RPI Loss:	152	RECORD	PCT. RANK	GAMES	SCHEDULE	OF SCHEDULE	RPI	RPI	RPI	RPI
DIV. I ONLY	3- 10	291	3-7	125	232	208	208	24	24	
DIV. I NON-CONF.	3- 10	278	0- 0	129	235	217	217	26	26	

TOTALS	RPI 1-25	RPI 26-50	W-L RECORDS	RPI 51-100	RPI 101-150	RPI 150+				
3- 10	0- 0	0- 1	OVERALL	0- 3	0- 1	3- 5				
1- 1	0- 0	0- 0	HOME	0- 0	0- 0	1- 1				
2- 9	0- 0	0- 1	AWAY	0- 3	0- 1	2- 4				
0- 0	0- 0	0- 0	NEUTRAL	0- 0	0- 0	0- 0				
3- 10	0- 0	0- 1	NON-CONFERENCE	0- 3	0- 1	3- 5				
1- 1	0- 0	0- 0	HOME	0- 0	0- 0	1- 1				
2- 9	0- 0	0- 1	AWAY	0- 3	0- 1	2- 4				
0- 0	0- 0	0- 0	NEUTRAL	0- 0	0- 0	0- 0				
0- 0	0- 0	0- 0	CONFERENCE	0- 0	0- 0	0- 0				
0- 0	0- 0	0- 0	HOME	0- 0	0- 0	0- 0				
0- 0	0- 0	0- 0	AWAY	0- 0	0- 0	0- 0				
0- 0	0- 0	0- 0	NEUTRAL	0- 0	0- 0	0- 0				

RPI	S	Opponent	Score	RPI	S	Opponent	Score	RPI	S	Opponent	Score	RPI	S	Opponent	Score	Team's RPI: 208
38	A	Auburn	46 73	72	A	Oklahoma St.	62 82	121	A	UT Martin	68 89	154	A	Denver	87 83	
				88	A	Colorado	39 81	173	H	UAB	41 66	179	A	Vanderbilt	52 77	
				99	A	Troy	52 72	214	A	Hampton	57 64	233	A	Alabama St.	60 51	
								240	A	Southern Miss.	40 76	294	A	Memphis	48 53	
								314	H	Presbyterian	75 54					
LAST 12 Division I GAMES:																
314	H	Presbyterian	75 54	179	A	Vanderbilt	52 77									
214	A	Hampton	57 64	88	A	Colorado	39 81									
72	A	Oklahoma St.	62 82	154	A	Denver	87 83									
240	A	Southern Miss.	40 76	38	A	Auburn	46 73									
233	A	Alabama St.	60 51	294	A	Memphis	48 53									
99	A	Troy	52 72	173	H	UAB	41 66									

Non-Div I Games: Rhodes 71 54 Montevallo 73 47

Samford

Average RPI Win:	237	WON-LOST	WINNING	LAST 10	STRENGTH OF	OPP. STRENGTH	TEAM	ADJ.	CONF.	ADJ CONF.
Average RPI Loss:	146	RECORD	PCT. RANK	GAMES	SCHEDULE	OF SCHEDULE	RPI	RPI	RPI	RPI
DIV. I ONLY	7- 8	181	5-5	274	131	227	227	7	7	
DIV. I NON-CONF.	6- 4	125	0- 0	310	134	214	214	7	7	
<hr/>										
TOTALS	RPI 1-25	RPI 26-50	W-L RECORDS	RPI 51-100	RPI 101-150	RPI 150+				
7- 8	0- 1	0- 1	OVERALL	0- 2	0- 0	7- 4				
5- 3	0- 1	0- 0	HOME	0- 1	0- 0	5- 1				
2- 5	0- 0	0- 1	AWAY	0- 1	0- 0	2- 3				
0- 0	0- 0	0- 0	NEUTRAL	0- 0	0- 0	0- 0				
6- 4	0- 1	0- 0	NON-CONFERENCE	0- 1	0- 0	6- 2				
5- 1	0- 1	0- 0	HOME	0- 0	0- 0	5- 0				
1- 3	0- 0	0- 0	AWAY	0- 1	0- 0	1- 2				
0- 0	0- 0	0- 0	NEUTRAL	0- 0	0- 0	0- 0				
1- 4	0- 0	0- 1	CONFERENCE	0- 1	0- 0	1- 2				
0- 2	0- 0	0- 0	HOME	0- 1	0- 0	0- 1				
1- 2	0- 0	0- 1	AWAY	0- 0	0- 0	1- 1				
0- 0	0- 0	0- 0	NEUTRAL	0- 0	0- 0	0- 0				

RPI 1-25				RPI 26-50				RPI 51-100				RPI 101+ Team's RPI: 227			
RPI	S	Opponent	Score	RPI	S	Opponent	Score	RPI	S	Opponent	Score	RPI	S	Opponent	Score
22	H	Cal i forni a	53 70	39	A	Saint Mary's (CA)	60 74	75	A	Minnesota	48 53	169	H	Pepperdi ne	55 74
								97	H	Loyol a Marymount	52 69	177	A	Santa Clara	57 49
												206	H	San Diego St.	72 71
												211	A	Long Beach St.	60 56
												223	H	Dartmouth	78 76
												225	A	Southern Utah	59 69
												243	A	San Francisco	57 68
												253	H	Cleveland St.	83 82
												280	H	Hawai i	58 50
												300	A	UTSA	77 87
												312	H	San Jose St.	83 79
<hr/>															
LAST 12 Division I GAMES:															
300	A	UTSA	77 87	39	A	Saint Mary's (CA)	60 74	169	H	Pepperdi ne	55 74				
211	A	Long Beach St.	60 56	97	H	Loyol a Marymount	52 69	177	A	Santa Clara	57 49				
223	H	Dartmouth	78 76	243	A	San Francisco	57 68	280	H	Hawai i	58 50				
206	H	San Diego St.	72 71	312	H	San Jose St.	83 79								
22	H	Cal i forni a	53 70												
253	H	Cleveland St.	83 82												

Non-Div I Games: Cal St. San B'di no 76 58

San Diego

Average RPI	Win:	244	WON-LOST	WINNING	LAST 10	STRENGTH OF	OPP. STRENGTH	TEAM	ADJ.	CONF.	ADJ CONF.
Average RPI	Loss:	135	RECORD	PCT. RANK	GAMES	SCHEDULE	OF SCHEDULE	RPI	RPI	RPI	RPI
DIV. I ONLY		5- 8		228	3-7	137	279	206	206	11	11
DIV. I NON-CONF.		5- 6		177	0- 0	202	305	220	220	10	10

TOTALS	RPI 1-25		RPI 26-50		W-L RECORDS	RPI 51-100		RPI 101-150		RPI 150+	
5- 8	0- 0		0- 2		OVERALL	0- 2		1- 0		4- 4	
3- 4	0- 0		0- 1		HOME	0- 2		0- 0		3- 1	
2- 4	0- 0		0- 1		AWAY	0- 0		1- 0		1- 3	
0- 0	0- 0		0- 0		NEUTRAL	0- 0		0- 0		0- 0	
5- 6	0- 0		0- 0		NON-CONFERENCE	0- 2		1- 0		4- 4	
3- 3	0- 0		0- 0		HOME	0- 2		0- 0		3- 1	
2- 3	0- 0		0- 0		AWAY	0- 0		1- 0		1- 3	
0- 0	0- 0		0- 0		NEUTRAL	0- 0		0- 0		0- 0	
0- 2	0- 0		0- 2		CONFERENCE	0- 0		0- 0		0- 0	
0- 1	0- 0		0- 1		HOME	0- 0		0- 0		0- 0	
0- 1	0- 0		0- 1		AWAY	0- 0		0- 0		0- 0	
0- 0	0- 0		0- 0		NEUTRAL	0- 0		0- 0		0- 0	

RPI 1-25				RPI 26-50				RPI 51-100				RPI 101+ Team's RPI: 206			
RPI	S	Opponent	Score	RPI	S	Opponent	Score	RPI	S	Opponent	Score	RPI	S	Opponent	Score
				40	A	Wyomi ng	45 87	59	H	Ari zona	60 69	147	A	UC Irvi ne	78 70
				45	H	Boi se St.	66 69	83	H	TCU	64 81	157	A	CSUN	74 77
												177	A	Santa Clara	43 60
												218	A	Cal St. Fullerton	83 72
												227	A	San Di ego	71 72
												280	H	Hawai i	58 57
												285	H	Cal i forn i a Baptist	83 67
												290	H	Incarnate Word	81 38
												291	H	UC Santa Barbara	58 63

LAST 12 Division I GAMES:															
227	A	San Di ego	71 72	40	A	Wyomi ng	45 87	291	H	UC Santa Barbara	58 63	157	A	CSUN	74 77
83	H	TCU	64 81	45	H	Boi se St.	66 69	147	A	UC Irvi ne	78 70	227	A	San Di ego	71 72
285	H	Cal i forn i a Baptist	83 67	59	H	Ari zona	60 69	83	H	TCU	64 81	280	H	Hawai i	58 57
290	H	Incarnate Word	81 38	83	A	CSUN	74 77	40	A	Wyomi ng	45 87	285	H	Cal i forn i a Baptist	83 67
218	A	Cal St. Fullerton	83 72	147	A	UC Irvi ne	78 70	45	H	Boi se St.	66 69	290	H	Incarnate Word	81 38
177	A	Santa Clara	43 60	59	H	Ari zona	60 69	83	A	CSUN	74 77	291	H	UC Santa Barbara	58 63

Non-Div I Games:

San Diego St.

Average RPI Win:	278	WON-LOST	WINNING	LAST 10	STRENGTH OF	OPP. STRENGTH	TEAM	ADJ.	CONF.	ADJ CONF.
Average RPI Loss:	97	RECORD	PCT. RANK	GAMES	SCHEDULE	OF SCHEDULE	RPI	RPI	RPI	RPI
DIV. I ONLY	5- 10	247	3-7	187	127	243	243	7	7	
DIV. I NON-CONF.	4- 7	228	0- 0	248	120	254	254	7	7	

TOTALS	RPI 1-25	RPI 26-50	W-L RECORDS	RPI 51-100	RPI 101-150	RPI 150+				
5- 10	0- 1	0- 1	OVERALL	0- 3	0- 3	5- 2				
2- 5	0- 0	0- 1	HOME	0- 1	0- 2	2- 1				
1- 4	0- 1	0- 0	AWAY	0- 2	0- 1	1- 0				
2- 1	0- 0	0- 0	NEUTRAL	0- 0	0- 0	2- 1				
4- 7	0- 1	0- 0	NON-CONFERENCE	0- 2	0- 3	4- 1				
1- 3	0- 0	0- 0	HOME	0- 1	0- 2	1- 0				
1- 3	0- 1	0- 0	AWAY	0- 1	0- 1	1- 0				
2- 1	0- 0	0- 0	NEUTRAL	0- 0	0- 0	2- 1				
1- 3	0- 0	0- 1	CONFERENCE	0- 1	0- 0	1- 1				
1- 2	0- 0	0- 1	HOME	0- 0	0- 0	1- 1				
0- 1	0- 0	0- 0	AWAY	0- 1	0- 0	0- 0				
0- 0	0- 0	0- 0	NEUTRAL	0- 0	0- 0	0- 0				

RPI	S	Opponent	Score	RPI	S	Opponent	Score	RPI	S	Opponent	Score	RPI	S	Opponent	Score	Team's RPI: 243
3	A	Stanford	62 96	32	H	BYU	59 67	57	H	Northern Colo.	63 68	101	H	UC Davis	68 70	
								97	A	Loyola Marymount	58 66	105	A	Idaho	63 70	
								98	A	Washington St.	61 91	131	H	UT Arlington	73 80	
												171	N	North Dakota	97 100	
												177	H	Santa Clara	66 71	
												227	H	San Diego	68 57	
												244	A	Sacramento St.	86 75	
												286	N	Cal Poly	65 62	
												312	H	San Jose St.	85 63	
												322	N	North Dakota St.	75 42	

LAST 12 Division I GAMES:																
101	H	UC Davis	68 70	97	A	Loyola Marymount	58 66	177	H	Santa Clara	66 71	32	H	BYU	59 67	
244	A	Sacramento St.	86 75	171	N	North Dakota	97 100	227	H	San Diego	68 57	105	A	Idaho	63 70	
98	A	Washington St.	61 91	322	N	North Dakota St.	75 42					98	A	Washington St.	61 91	
131	H	UT Arlington	73 80									131	H	UT Arlington	73 80	
57	H	Northern Colo.	63 68									57	H	Northern Colo.	63 68	

Non-Div I Games:

San Francisco

Average RPI Win:	284	WON-LOST	WINNING	LAST 10	STRENGTH OF	OPP. STRENGTH	TEAM	ADJ.	CONF.	ADJ CONF.
Average RPI Loss:	151	RECORD	PCT. RANK	GAMES	SCHEDULE	OF SCHEDULE	RPI	RPI	RPI	RPI
DIV. I ONLY	1- 11	333	1-9	147	220	312	312	11	11	
DIV. I NON-CONF.	1- 9	326	0- 0	126	215	300	300	10	10	
<hr/>										
TOTALS	RPI 1-25	RPI 26-50	W-L RECORDS	RPI 51-100	RPI 101-150	RPI 150+				
1- 11	0- 0	0- 0	OVERALL	0- 4	0- 2	1- 5				
1- 4	0- 0	0- 0	HOME	0- 1	0- 1	1- 2				
0- 7	0- 0	0- 0	AWAY	0- 3	0- 1	0- 3				
0- 0	0- 0	0- 0	NEUTRAL	0- 0	0- 0	0- 0				
1- 9	0- 0	0- 0	NON-CONFERENCE	0- 3	0- 2	1- 4				
1- 3	0- 0	0- 0	HOME	0- 1	0- 1	1- 1				
0- 6	0- 0	0- 0	AWAY	0- 2	0- 1	0- 3				
0- 0	0- 0	0- 0	NEUTRAL	0- 0	0- 0	0- 0				
0- 2	0- 0	0- 0	CONFERENCE	0- 1	0- 0	0- 1				
0- 1	0- 0	0- 0	HOME	0- 0	0- 0	0- 1				
0- 1	0- 0	0- 0	AWAY	0- 1	0- 0	0- 0				
0- 0	0- 0	0- 0	NEUTRAL	0- 0	0- 0	0- 0				

RPI 1-25				RPI 26-50				RPI 51-100				RPI 101+ Team's RPI : 312					
RPI	S	Opponent	Score	RPI	S	Opponent	Score	RPI	S	Opponent	Score	RPI	S	Opponent	Score		
								71	H	Paci fi c	67	91	127	A	Portl and St.	51	80
								88	A	Col orado	64	76	147	H	UC Irvi ne	66	74
								91	A	Nebraska	63	96	157	A	CSUN	40	76
								100	A	Fresno St.	48	77	177	H	Santa Cl ara	56	62
													227	A	San Di ego	79	83
													237	H	Nevada	49	52
													243	A	San Franci sco	63	85
													284	H	CSU Bakersfi el d	82	72
LAST 12 Division I GAMES:																	
				88	A	Col orado	64	76	237	H	Nevada	49	52				
				147	H	UC Irvi ne	66	74	100	A	Fresno St.	48	77				
				71	H	Paci fi c	67	91	227	A	San Diego	79	83				
				284	H	CSU Bakersfi el d	82	72	157	A	CSUN	40	76				
				127	A	Portland St.	51	80	177	H	Santa Cl ara	56	62				
				243	A	San Franci sco	63	85	91	A	Nebraska	63	96				

Non-Div I Games: San Fran. St. 66 73

San Jose St.

Average RPI Win:	241	WON-LOST	WINNING	LAST 10	STRENGTH OF	OPP. STRENGTH	TEAM	ADJ.	CONF.	ADJ CONF.
Average RPI Loss:	113	RECORD	PCT. RANK	GAMES	SCHEDULE	OF SCHEDULE	RPI	RPI	RPI	RPI
DIV. I ONLY	7- 7	167	4-6	153	235	177	177	7	7	
DIV. I NON-CONF.	6- 4	125	0- 0	171	225	128	128	7	7	

TOTALS	RPI 1-25	RPI 26-50	W-L RECORDS	RPI 51-100	RPI 101-150	RPI 150+				
7- 7	0- 0	0- 2	OVERALL	0- 2	1- 0	6- 3				
4- 3	0- 0	0- 1	HOME	0- 0	1- 0	3- 2				
3- 4	0- 0	0- 1	AWAY	0- 2	0- 0	3- 1				
0- 0	0- 0	0- 0	NEUTRAL	0- 0	0- 0	0- 0				
6- 4	0- 0	0- 1	NON-CONFERENCE	0- 2	1- 0	5- 1				
4- 1	0- 0	0- 0	HOME	0- 0	1- 0	3- 1				
2- 3	0- 0	0- 1	AWAY	0- 2	0- 0	2- 0				
0- 0	0- 0	0- 0	NEUTRAL	0- 0	0- 0	0- 0				
1- 3	0- 0	0- 1	CONFERENCE	0- 0	0- 0	1- 2				
0- 2	0- 0	0- 1	HOME	0- 0	0- 0	0- 1				
1- 1	0- 0	0- 0	AWAY	0- 0	0- 0	1- 1				
0- 0	0- 0	0- 0	NEUTRAL	0- 0	0- 0	0- 0				

RPI	S	Opponent	Score	RPI	S	Opponent	Score	RPI	S	Opponent	Score	RPI	S	Opponent	Score	Team's RPI: 177
32	H	BYU	44 54	60	A	Oregon St.	31 82	144	H	Missouri St.	77 73	157	H	CSUN	38 53	
46	A	Southern California	46 77	100	A	Fresno St.	53 80	169	A	Pepperdine	48 74	206	H	San Diego St.	60 43	
								218	A	Cal St. Fullerton	64 60	227	H	San Diego	49 57	
								237	H	Nevada	56 48	243	A	San Francisco	71 66	
								312	A	San Jose St.	62 56	325	H	Grand Canyon	75 55	

LAST 12 Division I GAMES:																
100	A	Fresno St.	53 80	169	A	Pepperdine	48 74	243	A	San Francisco	71 66	227	H	San Diego	49 57	
60	A	Oregon St.	31 82	32	H	BYU	44 54	312	A	San Jose St.	62 56	325	H	Grand Canyon	75 55	
157	H	CSUN	38 53	46	A	Southern California	46 77									
144	H	Missouri St.	77 73													
218	A	Cal St. Fullerton	64 60													

Non-Div I Games: Sonoma St. 98 38

Santa Clara

Average RPI	Win:	263	WON-LOST	WINNING	LAST 10	STRENGTH OF	OPP. STRENGTH	TEAM	ADJ.	CONF.	ADJ CONF.
Average RPI	Loss:	205	RECORD	PCT. RANK	GAMES	SCHEDULE	OF SCHEDULE	RPI	RPI	RPI	RPI
DIV. I ONLY		1- 8		327	2-8	347	136	347	347	32	32
DIV. I NON-CONF.		0- 7		336	0- 0	313	130	346	346	32	32

TOTALS	RPI 1-25		RPI 26-50		W-L RECORDS	RPI 51-100		RPI 101-150		RPI 150+	
1- 8	0- 0		0- 1		OVERALL	0- 1		0- 0		1- 6	
0- 3	0- 0		0- 0		HOME	0- 0		0- 0		0- 3	
1- 5	0- 0		0- 1		AWAY	0- 1		0- 0		1- 3	
0- 0	0- 0		0- 0		NEUTRAL	0- 0		0- 0		0- 0	
0- 7	0- 0		0- 1		NON-CONFERENCE	0- 1		0- 0		0- 5	
0- 3	0- 0		0- 0		HOME	0- 0		0- 0		0- 3	
0- 4	0- 0		0- 1		AWAY	0- 1		0- 0		0- 2	
0- 0	0- 0		0- 0		NEUTRAL	0- 0		0- 0		0- 0	
1- 1	0- 0		0- 0		CONFERENCE	0- 0		0- 0		1- 1	
0- 0	0- 0		0- 0		HOME	0- 0		0- 0		0- 0	
1- 1	0- 0		0- 0		AWAY	0- 0		0- 0		1- 1	
0- 0	0- 0		0- 0		NEUTRAL	0- 0		0- 0		0- 0	

RPI 1-25				RPI 26-50				RPI 51-100				RPI 101+ Team's RPI: 347			
RPI	S	Opponent	Score	RPI	S	Opponent	Score	RPI	S	Opponent	Score	RPI	S	Opponent	Score
				31	A	South Dakota St.	49 97	54	A	DePaul	61 124	222	A	Ole Miss	51 74
												239	H	Jacksonville	58 68
												241	A	Wichita St.	50 66
												261	H	Texas Southern	41 65
												263	A	Coppin St.	76 70
												264	H	Ga. Southern	71 82
												331	A	Morgan St.	47 63

LAST 12 Division I GAMES:															
				54	A	DePaul	61 124	331	A	Morgan St.	47 63				
				239	H	Jacksonville	58 68	263	A	Coppin St.	76 70				
				264	H	Ga. Southern	71 82	241	A	Wichita St.	50 66				
								31	A	South Dakota St.	49 97				
								222	A	Ole Miss	51 74				
								261	H	Texas Southern	41 65				

Non-Div I Games: Carver 101 49 Wesleyan (GA) 155 26

Savannah St.

Average RPI Win:	0	WON-LOST	WINNING	LAST 10	STRENGTH OF	OPP. STRENGTH	TEAM	ADJ.	CONF.	ADJ CONF.
Average RPI Loss:	179	RECORD	PCT. RANK	GAMES	SCHEDULE	OF SCHEDULE	RPI	RPI	RPI	RPI
DIV. I ONLY	0- 15	345	0-10	164	300	334	334	30	30	
DIV. I NON-CONF.	0- 13	336	0- 0	113	262	320	320	30	30	

TOTALS	RPI 1-25	RPI 26-50	W-L RECORDS	RPI 51-100	RPI 101-150	RPI 150+				
0- 15	0- 0	0- 0	OVERALL	0- 3	0- 4	0- 8				
0- 7	0- 0	0- 0	HOME	0- 0	0- 1	0- 6				
0- 7	0- 0	0- 0	AWAY	0- 2	0- 3	0- 2				
0- 1	0- 0	0- 0	NEUTRAL	0- 1	0- 0	0- 0				
0- 13	0- 0	0- 0	NON-CONFERENCE	0- 3	0- 4	0- 6				
0- 5	0- 0	0- 0	HOME	0- 0	0- 1	0- 4				
0- 7	0- 0	0- 0	AWAY	0- 2	0- 3	0- 2				
0- 1	0- 0	0- 0	NEUTRAL	0- 1	0- 0	0- 0				
0- 2	0- 0	0- 0	CONFERENCE	0- 0	0- 0	0- 2				
0- 2	0- 0	0- 0	HOME	0- 0	0- 0	0- 2				
0- 0	0- 0	0- 0	AWAY	0- 0	0- 0	0- 0				
0- 0	0- 0	0- 0	NEUTRAL	0- 0	0- 0	0- 0				

RPI 1-25				RPI 26-50				RPI 51-100				RPI 101+ Team's RPI: 334					
RPI	S	Opponent	Score	RPI	S	Opponent	Score	RPI	S	Opponent	Score	RPI	S	Opponent	Score		
								52	A	Utah	62	89	101	A	UC Davi s	59	76
								59	N	Ari zona	54	84	114	H	Washi ngton	58	69
								71	A	Paci fi c	61	75	127	A	Portl and St.	43	68
													147	A	UC Irvi ne	60	65
													169	H	Pepperdi ne	64	78
													209	H	Northern Ari z.	58	65
													218	H	Cal St. Fullerton	54	57
													237	A	Nevada	54	67
													280	A	Hawai i	51	67
													284	H	CSU Bakersfi eld	60	70
													286	H	Cal Poly	50	60
													325	H	Grand Canyon	73	74
LAST 12 Division I GAMES:																	
325	H	Grand Canyon	73	74	237	A	Nevada	54	67								
284	H	CSU Bakersfi eld	60	70	286	H	Cal Poly	50	60								
147	A	UC Irvi ne	60	65	101	A	UC Davi s	59	76								
52	A	Utah	62	89	71	A	Paci fi c	61	75								
127	A	Portl and St.	43	68	169	H	Pepperdi ne	64	78								
280	A	Hawai i	51	67	114	H	Washi ngton	58	69								

Non-Div I Games:

Seattle U

Average RPI	Win:	250	WON-LOST	WINNING	LAST 10	STRENGTH OF	OPP. STRENGTH	TEAM	ADJ.	CONF.	ADJ CONF.
Average RPI	Loss:	50	RECORD	PCT. RANK	GAMES	SCHEDULE	OF SCHEDULE	RPI	RPI	RPI	RPI
DIV. I ONLY		9- 5		101	5-5	149	167	103	103	5	5
DIV. I NON-CONF.		8- 3		72	0- 0	249	187	117	117	5	5
<hr/>											
TOTALS	RPI 1-25		RPI 26-50		W-L RECORDS	RPI 51-100		RPI 101-150		RPI 150+	
9- 5	0- 2		0- 2		OVERALL	2- 0		0- 0		7- 1	
7- 0	0- 0		0- 0		HOME	1- 0		0- 0		6- 0	
1- 4	0- 2		0- 1		AWAY	1- 0		0- 0		0- 1	
1- 1	0- 0		0- 1		NEUTRAL	0- 0		0- 0		1- 0	
8- 3	0- 1		0- 2		NON-CONFERENCE	1- 0		0- 0		7- 0	
6- 0	0- 0		0- 0		HOME	0- 0		0- 0		6- 0	
1- 2	0- 1		0- 1		AWAY	1- 0		0- 0		0- 0	
1- 1	0- 0		0- 1		NEUTRAL	0- 0		0- 0		1- 0	
1- 2	0- 1		0- 0		CONFERENCE	1- 0		0- 0		0- 1	
1- 0	0- 0		0- 0		HOME	1- 0		0- 0		0- 0	
0- 2	0- 1		0- 0		AWAY	0- 0		0- 0		0- 1	
0- 0	0- 0		0- 0		NEUTRAL	0- 0		0- 0		0- 0	

RPI 1-25				RPI 26-50				RPI 51-100				RPI 101+ Team's RPI: 103			
RPI	S	Opponent	Score	RPI	S	Opponent	Score	RPI	S	Opponent	Score	RPI	S	Opponent	Score
5	A	UConn	61 99	28	A	UCLA	62 78	66	H	St. John's (NY)	77 67	153	A	Xavier	62 63
18	A	Butler	59 62	44	N	Georgia Tech	73 84	95	A	Princeton	70 66	265	H	Kennesaw St.	102 80
												275	H	St. Francis Brooklyn	100 77
												296	H	UMass Lowell	90 57
												300	H	UTSA	84 53
												309	H	Saint Peter's	90 47
												320	H	Wagner	95 40
												321	N	UNC Greensboro	71 64
<hr/>															
LAST 12 Division I GAMES:															
153	A	Xavier	62 63	321	N	UNC Greensboro	71 64								
18	A	Butler	59 62	44	N	Georgia Tech	73 84								
66	H	St. John's (NY)	77 67	5	A	UConn	61 99								
28	A	UCLA	62 78	309	H	Saint Peter's	90 47								
95	A	Princeton	70 66	296	H	UMass Lowell	90 57								
300	H	UTSA	84 53	275	H	St. Francis Brooklyn	100 77								

Non-Div I Games:

Seton Hall

Average RPI	Win:	267	WON-LOST	WINNING	LAST 10	STRENGTH OF	OPP. STRENGTH	TEAM	ADJ.	CONF.	ADJ CONF.
Average RPI	Loss:	182	RECORD	PCT. RANK	GAMES	SCHEDULE	OF SCHEDULE	RPI	RPI	RPI	RPI
DIV. I ONLY		6- 7		188	6-4	309	269	268	268	27	27
DIV. I NON-CONF.		4- 7		228	1- 0	267	264	283	283	28	28
<hr/>											
TOTALS	RPI 1-25		RPI 26-50		W-L RECORDS	RPI 51-100		RPI 101-150		RPI 150+	
6- 7	0- 0		0- 0		OVERALL	0- 2		0- 0		6- 5	
3- 4	0- 0		0- 0		HOME	0- 2		0- 0		3- 2	
2- 2	0- 0		0- 0		AWAY	0- 0		0- 0		2- 2	
1- 1	0- 0		0- 0		NEUTRAL	0- 0		0- 0		1- 1	
4- 7	0- 0		0- 0		NON-CONFERENCE	0- 2		0- 0		4- 5	
2- 4	0- 0		0- 0		HOME	0- 2		0- 0		2- 2	
1- 2	0- 0		0- 0		AWAY	0- 0		0- 0		1- 2	
1- 1	0- 0		0- 0		NEUTRAL	0- 0		0- 0		1- 1	
2- 0	0- 0		0- 0		CONFERENCE	0- 0		0- 0		2- 0	
1- 0	0- 0		0- 0		HOME	0- 0		0- 0		1- 0	
1- 0	0- 0		0- 0		AWAY	0- 0		0- 0		1- 0	
0- 0	0- 0		0- 0		NEUTRAL	0- 0		0- 0		0- 0	

RPI 1-25				RPI 26-50				RPI 51-100				RPI 101+ Team's RPI: 268					
RPI	S	Opponent	Score	RPI	S	Opponent	Score	RPI	S	Opponent	Score	RPI	S	Opponent	Score		
								63	H	Harvard	54	73	170	N	Drexel	39	51
								80	H	Penn	51	58	188	H	Massachusetts	64	59
													202	A	St. Bonaventure	58	74
													226	A	Howard	86	81
													232	A	Sacred Heart	50	72
													248	H	Hofstra	50	57
													260	H	Colgate	55	53
													281	H	Fla. Atlantic	66	70
													301	H	Iona	59	47
													309	A	Saint Peter's	84	57
													320	N	Wagner	74	71
LAST 12 Division I GAMES:																	
320	N	Wagner	74	71	248	H	Hofstra	50	57	188	H	Massachusetts	64	59			
301	H	Iona	59	47	202	A	St. Bonaventure	58	74	281	H	Fla. Atlantic	66	70			
309	A	Saint Peter's	84	57	260	H	Colgate	55	53	301	H	Iona	59	47			
226	A	Howard	86	81	309	A	Saint Peter's	84	57	320	N	Wagner	74	71			
63	H	Harvard	54	73	170	N	Drexel	39	51								
232	A	Sacred Heart	50	72													

Non-Div I Games:

Siena

Average RPI Win:	240	WON-LOST	WINNING	LAST 10	STRENGTH OF	OPP. STRENGTH	TEAM	ADJ.	CONF.	ADJ CONF.
Average RPI Loss:	134	RECORD	PCT. RANK	GAMES	SCHEDULE	OF SCHEDULE	RPI	RPI	RPI	RPI

DIV. I ONLY	10- 2	28	8-2	346	57	159	159	15	15
DIV. I NON-CONF.	9- 0	1	1- 0	350	59	144	144	17	17
TOTALS	RPI 1-25	RPI 26-50	W-L RECORDS	RPI 51-100	RPI 101-150	RPI 150+			
10- 2	0- 0	0- 0	OVERALL	0- 0	1- 2	9- 0			
3- 1	0- 0	0- 0	HOME	0- 0	0- 1	3- 0			
6- 1	0- 0	0- 0	AWAY	0- 0	1- 1	5- 0			
1- 0	0- 0	0- 0	NEUTRAL	0- 0	0- 0	1- 0			
9- 0	0- 0	0- 0	NON-CONFERENCE	0- 0	1- 0	8- 0			
3- 0	0- 0	0- 0	HOME	0- 0	0- 0	3- 0			
5- 0	0- 0	0- 0	AWAY	0- 0	1- 0	4- 0			
1- 0	0- 0	0- 0	NEUTRAL	0- 0	0- 0	1- 0			
1- 2	0- 0	0- 0	CONFERENCE	0- 0	0- 2	1- 0			
0- 1	0- 0	0- 0	HOME	0- 0	0- 1	0- 0			
1- 1	0- 0	0- 0	AWAY	0- 0	0- 1	1- 0			
0- 0	0- 0	0- 0	NEUTRAL	0- 0	0- 0	0- 0			

RPI	S	Opponent	Score	RPI	S	Opponent	Score	RPI	S	Opponent	Score	RPI	S	Opponent	Score	Team's RPI: 159
118	A	Alabama	72 67	129	H	Arkansas St.	64 77	139	A	Appalachian St.	63 71	189	N	New Mexico St.	68 67	
192	A	Southern U.	53 49	201	A	Coastal Caro.	88 78	233	H	Alabama St.	77 65	240	H	Southern Miss.	77 68	
270	H	ETSU	81 74	308	A	Tennessee St.	78 56	318	A	FIU	84 77	333	A	Central Ark.	58 50	
LAST 12 Division I GAMES:																
318	A	FIU	84 77	139	A	Appalachian St.	63 71	189	N	New Mexico St.	68 67	233	H	Alabama St.	77 65	
129	H	Arkansas St.	64 77	201	A	Coastal Caro.	88 78	270	H	ETSU	81 74	308	A	Tennessee St.	78 56	
192	A	Southern U.	53 49	240	H	Southern Miss.	77 68									

Non-Div I Games: Faulkner 97 40 Spring Hill 75 57

South Alabama

Average RPI Win: 153 WON-LOST WINNING LAST 10 STRENGTH OF OPP. STRENGTH TEAM ADJ. CONF. ADJ CONF.
Average RPI Loss: 27 RECORD PCT. RANK GAMES SCHEDULE OF SCHEDULE RPI RPI RPI RPI

DIV. I ONLY	11- 4	62	8-2	48	12	37	37	6	6
DIV. I NON-CONF.	8- 4	91	0- 1	47	17	52	52	6	6
TOTALS	RPI 1-25	RPI 26-50	W-L RECORDS	RPI 51-100	RPI 101-150	RPI 150+			
11- 4	0- 2	1- 1	OVERALL	3- 1	2- 0	5- 0			
7- 2	0- 1	0- 1	HOME	2- 0	2- 0	3- 0			
3- 0	0- 0	1- 0	AWAY	1- 0	0- 0	1- 0			
1- 2	0- 1	0- 0	NEUTRAL	0- 1	0- 0	1- 0			
8- 4	0- 2	0- 1	NON-CONFERENCE	3- 1	1- 0	4- 0			
5- 2	0- 1	0- 1	HOME	2- 0	1- 0	2- 0			
2- 0	0- 0	0- 0	AWAY	1- 0	0- 0	1- 0			
1- 2	0- 1	0- 0	NEUTRAL	0- 1	0- 0	1- 0			
3- 0	0- 0	1- 0	CONFERENCE	0- 0	1- 0	1- 0			
2- 0	0- 0	0- 0	HOME	0- 0	1- 0	1- 0			
1- 0	0- 0	1- 0	AWAY	0- 0	0- 0	0- 0			
0- 0	0- 0	0- 0	NEUTRAL	0- 0	0- 0	0- 0			

RPI 1-25				RPI 26-50				RPI 51-100				RPI 101+			
RPI	S	Opponent	Score	RPI	S	Opponent	Score	RPI	S	Opponent	Score	RPI	S	Opponent	Score
6	H	Bayl or	69 94	29	H	Maryl and	61 85	56	A	Purdue	82 73	118	H	Al abama	62 59
11	N	Drake	85 90	42	A	Texas A&M	60 57	60	N	Oregon St.	68 70	139	H	Appal achian St.	80 50
								69	H	Clemson	69 57	212	H	Furman	66 53
								78	H	Dayton	65 55	215	H	Flori da	71 40
												233	A	Al abama St.	94 38
												252	H	Temple	88 60
												270	N	ETSU	101 55
LAST 12 Division I GAMES:															
									</						

Non-Div I Games:

South Carolina

Average RPI Win:	301	WON-LOST	WINNING	LAST 10	STRENGTH OF	OPP. STRENGTH	TEAM	ADJ.	CONF.	ADJ CONF.
Average RPI Loss:	204	RECORD	PCT. RANK	GAMES	SCHEDULE	OF SCHEDULE	RPI	RPI	RPI	RPI
DIV. I ONLY	5- 8	228	5-5	338	299	313	313	32	32	
DIV. I NON-CONF.	5- 7	206	1- 0	327	286	286	286	32	32	

TOTALS	RPI 1-25	RPI 26-50	W-L RECORDS	RPI 51-100	RPI 101-150	RPI 150+				
5- 8	0- 0	0- 0	OVERALL	0- 1	0- 1	5- 6				
3- 2	0- 0	0- 0	HOME	0- 0	0- 0	3- 2				
2- 4	0- 0	0- 0	AWAY	0- 1	0- 0	2- 3				
0- 2	0- 0	0- 0	NEUTRAL	0- 0	0- 1	0- 1				
5- 7	0- 0	0- 0	NON-CONFERENCE	0- 1	0- 1	5- 5				
3- 1	0- 0	0- 0	HOME	0- 0	0- 0	3- 1				
2- 4	0- 0	0- 0	AWAY	0- 1	0- 0	2- 3				
0- 2	0- 0	0- 0	NEUTRAL	0- 0	0- 1	0- 1				
0- 1	0- 0	0- 0	CONFERENCE	0- 0	0- 0	0- 1				
0- 1	0- 0	0- 0	HOME	0- 0	0- 0	0- 1				
0- 0	0- 0	0- 0	AWAY	0- 0	0- 0	0- 0				
0- 0	0- 0	0- 0	NEUTRAL	0- 0	0- 0	0- 0				

RPI 1-25				RPI 26-50				RPI 51-100				RPI 101+ Team's RPI: 313					
RPI	S	Opponent	Score	RPI	S	Opponent	Score	RPI	S	Opponent	Score	RPI	S	Opponent	Score		
								59	A	Ari zona	32	73	107	N	Wake Forest	44	58
												155	A	Radford	31	61	
												180	N	East Carolina	63	71	
												201	A	Coastal Caro.	44	57	
												228	H	UNLV	58	49	
												282	H	N. C. A&T	44	58	
												293	H	USC Upstate	71	66	
												310	H	Winthrop	50	58	
												314	A	Presbyteri an	57	48	
												323	A	Western Caro.	54	39	
												336	A	Col. of Charleston	51	75	
												348	H	Charleston So.	67	58	
LAST 12 Division I GAMES:																	
228	H	UNLV	58	49	180	N	East Carolina	63	71	107	N	Wake Forest	44	58			
282	H	N. C. A&T	44	58	310	H	Winthrop	50	58	293	H	USC Upstate	71	66			
323	A	Western Caro.	54	39	59	A	Ari zona	32	73	314	A	Presbyteri an	57	48			
348	H	Charleston So.	67	58													
201	A	Coastal Caro.	44	57													
336	A	Col. of Charleston	51	75													

Non-Div I Games: Voorhees 88 61 UNKNOWN 67 51

South Carolina St.

Average RPI Win:	128	WON-LOST	WINNING	LAST 10	STRENGTH OF	OPP. STRENGTH	TEAM	ADJ.	CONF.	ADJ CONF.
Average RPI Loss:	60	RECORD	PCT. RANK	GAMES	SCHEDULE	OF SCHEDULE	RPI	RPI	RPI	RPI
DIV. I ONLY	12- 3	36	8-2	60	19	17	17	16	16	
DIV. I NON-CONF.	10- 2	37	0- 0	40	6	12	12	15	15	

TOTALS	RPI 1-25	RPI 26-50	W-L RECORDS	RPI 51-100	RPI 101-150	RPI 150+				
12- 3	1- 2	3- 0	OVERALL	2- 0	3- 0	3- 1				
4- 0	1- 0	2- 0	HOME	0- 0	0- 0	1- 0				
5- 2	0- 1	1- 0	AWAY	1- 0	2- 0	1- 1				
3- 1	0- 1	0- 0	NEUTRAL	1- 0	1- 0	1- 0				
10- 2	1- 2	2- 0	NON-CONFERENCE	2- 0	3- 0	2- 0				
3- 0	1- 0	1- 0	HOME	0- 0	0- 0	1- 0				
4- 1	0- 1	1- 0	AWAY	1- 0	2- 0	0- 0				
3- 1	0- 1	0- 0	NEUTRAL	1- 0	1- 0	1- 0				
2- 1	0- 0	1- 0	CONFERENCE	0- 0	0- 0	1- 1				
1- 0	0- 0	1- 0	HOME	0- 0	0- 0	0- 0				
1- 1	0- 0	0- 0	AWAY	0- 0	0- 0	1- 1				
0- 0	0- 0	0- 0	NEUTRAL	0- 0	0- 0	0- 0				

RPI	S	Opponent	Score	RPI	S	Opponent	Score	RPI	S	Opponent	Score	RPI	S	Opponent	Score
2	H	Iowa St.	64 59	27	A	Missouri	74 61	82	A	Creighton	77 65	124	A	Montana	64 41
11	A	Drake	64 76	31	H	South Dakota St.	105 98	97	N	Loyola Marymount	67 40	128	N	Grambling	67 53
15	N	Indiana	60 68	49	H	Green Bay	55 49					144	A	Missouri St.	85 74
												154	A	Denver	99 104
												241	N	Wichita St.	73 64
												290	H	Incarinate Word	96 43
												322	A	North Dakota St.	67 41

LAST 12 Division I GAMES:															
31	H	South Dakota St.	105 98	15	N	Indiana	60 68	128	N	Grambling	67 53				
154	A	Denver	99 104	97	N	Loyola Marymount	67 40	27	A	Missouri	74 61				
322	A	North Dakota St.	67 41	49	H	Green Bay	55 49	144	A	Missouri St.	85 74				
2	H	Iowa St.	64 59												
124	A	Montana	64 41												
241	N	Wichita St.	73 64												

Non-Div I Games: Bellevue 79 40 St. Mary (NE) 112 52

South Dakota

Average RPI	Win: 143	WON-LOST	WINNING	LAST 10	STRENGTH OF	OPP. STRENGTH	TEAM	ADJ.	CONF.	ADJ CONF.
Average RPI	Loss: 22	RECORD	PCT. RANK	GAMES	SCHEDULE	OF SCHEDULE	RPI	RPI	RPI	RPI
DIV. I ONLY	11- 6	100	7-3	41	18	31	31	16	16	
DIV. I NON-CONF.	8- 5	120	0- 0	19	5	20	20	15	15	

TOTALS	RPI 1-25	RPI 26-50	W-L RECORDS	RPI 51-100	RPI 101-150	RPI 150+				
11- 6	2- 4	1- 2	OVERALL	2- 0	2- 0	4- 0				
6- 1	1- 1	1- 0	HOME	2- 0	0- 0	2- 0				
5- 3	1- 2	0- 1	AWAY	0- 0	2- 0	2- 0				
0- 2	0- 1	0- 1	NEUTRAL	0- 0	0- 0	0- 0				
8- 5	2- 3	1- 2	NON-CONFERENCE	2- 0	2- 0	1- 0				
5- 1	1- 1	1- 0	HOME	2- 0	0- 0	1- 0				
3- 2	1- 1	0- 1	AWAY	0- 0	2- 0	0- 0				
0- 2	0- 1	0- 1	NEUTRAL	0- 0	0- 0	0- 0				
3- 1	0- 1	0- 0	CONFERENCE	0- 0	0- 0	3- 0				
1- 0	0- 0	0- 0	HOME	0- 0	0- 0	1- 0				
2- 1	0- 1	0- 0	AWAY	0- 0	0- 0	2- 0				
0- 0	0- 0	0- 0	NEUTRAL	0- 0	0- 0	0- 0				

RPI 1-25				RPI 26-50				RPI 51-100				RPI 101+			
RPI	S	Opponent	Score	RPI	S	Opponent	Score	RPI	S	Opponent	Score	RPI	S	Opponent	Score
6	N	Baylor	66 72	40	A	Wyoming	70 77	82	H	Creighton	74 48	120	A	Chattanooga	71 54
8	H	Oregon	79 87	47	N	Buffalo	55 61	94	H	FGCU	80 62	135	A	Montana St.	88 67
11	H	Drake	80 71	49	H	Green Bay	77 47					154	H	Denver	76 59
16	A	Marquette	52 91									216	A	Western Ill.	93 84
17	A	South Dakota	98 105									342	A	Purdue Fort Wayne	85 52
21	A	Central Mich.	80 71									347	H	Savannah St.	97 49

LAST 12 Division I GAMES:															
154	H	Denver	76 59	216	A	Western Ill.	93 84								
17	A	South Dakota	98 105	40	A	Wyoming	70 77								
342	A	Purdue Fort Wayne	85 52	135	A	Montana St.	88 67								
120	A	Chattanooga	71 54	347	H	Savannah St.	97 49								
49	H	Green Bay	77 47	8	H	Oregon	79 87								
47	N	Buffalo	55 61	11	H	Drake	80 71								

Non-Div I Games:

South Dakota St.

Average RPI	Win: 201	WON-LOST	WINNING	LAST 10	STRENGTH OF	OPP. STRENGTH	TEAM	ADJ.	CONF.	ADJ CONF.
Average RPI	Loss: 56	RECORD	PCT. RANK	GAMES	SCHEDULE	OF SCHEDULE	RPI	RPI	RPI	RPI
DIV. I ONLY	10- 6	105	6-4	195	34	141	141	9	9	
DIV. I NON-CONF.	9- 5	105	0- 0	223	22	137	137	9	9	

TOTALS	RPI 1-25	RPI 26-50	W-L RECORDS	RPI 51-100	RPI 101-150	RPI 150+				
10- 6	0- 2	1- 2	OVERALL	0- 1	3- 1	6- 0				
7- 1	0- 1	0- 0	HOME	0- 0	2- 0	5- 0				
2- 1	0- 0	0- 1	AWAY	0- 0	1- 0	1- 0				
1- 4	0- 1	1- 1	NEUTRAL	0- 1	0- 1	0- 0				
9- 5	0- 1	1- 2	NON-CONFERENCE	0- 1	3- 1	5- 0				
7- 0	0- 0	0- 0	HOME	0- 0	2- 0	5- 0				
1- 1	0- 0	0- 1	AWAY	0- 0	1- 0	0- 0				
1- 4	0- 1	1- 1	NEUTRAL	0- 1	0- 1	0- 0				
1- 1	0- 1	0- 0	CONFERENCE	0- 0	0- 0	1- 0				
0- 1	0- 1	0- 0	HOME	0- 0	0- 0	0- 0				
1- 0	0- 0	0- 0	AWAY	0- 0	0- 0	1- 0				
0- 0	0- 0	0- 0	NEUTRAL	0- 0	0- 0	0- 0				

RPI 1-25				RPI 26-50				RPI 51-100				RPI 101+ Team's RPI: 141			
RPI	S	Opponent	Score	RPI	S	Opponent	Score	RPI	S	Opponent	Score	RPI	S	Opponent	Score
19	N	Kentucky	63 85	28	N	UCLA	60 56	82	N	Creighton	76 83	122	N	Virginia	67 74
24	H	UCF	49 62	41	N	North Carolina	69 71					128	H	Grambling	67 50
				48	A	LSU	49 78					133	A	Ohio St.	71 47
												138	H	Oklahoma	87 70
												198	H	George Washington	63 30
												217	H	Bethune-Cookman	88 39
												252	A	Temple	63 53
												299	H	Albany (NY)	74 37
												306	H	New Hampshire	79 36
												307	H	Vermont	102 55

LAST 12 Division I GAMES:															
24	H	UCF	49 62	122	N	Virginia	67 74	82	N	Creighton	76 83	307	H	Vermont	102 55
252	A	Temple	63 53									128	H	Grambling	67 50
48	A	LSU	49 78									198	H	George Washington	63 30
28	N	UCLA	60 56									306	H	New Hampshire	79 36
41	N	North Carolina	69 71												
19	N	Kentucky	63 85												

Non-Div I Games:

South Fla.

Average RPI		Win: 287	WON-LOST RECORD	WINNING PCT. RANK	LAST 10 GAMES	STRENGTH OF SCHEDULE	OPP. STRENGTH OF SCHEDULE	TEAM RPI	ADJ. RPI	CONF. RPI	ADJ CONF. RPI
Loss: 152			5- 7	214	6-4	174	337	199	199	21	21
DIV. I ONLY											
DIV. I NON-CONF.			3- 6	241	0- 0	178	318	226	226	20	20
TOTALS		RPI 1-25		RPI 26-50		W-L RECORDS	RPI 51-100	RPI 101-150		RPI 150+	
5- 7	0- 1			0- 0		OVERALL	0- 0	0- 2		5- 4	
2- 2	0- 0			0- 0		HOME	0- 0	0- 2		2- 0	
3- 4	0- 1			0- 0		AWAY	0- 0	0- 0		3- 3	
0- 1	0- 0			0- 0		NEUTRAL	0- 0	0- 0		0- 1	
3- 6	0- 1			0- 0		NON-CONFERENCE	0- 0	0- 1		3- 4	
1- 1	0- 0			0- 0		HOME	0- 0	0- 1		1- 0	
2- 4	0- 1			0- 0		AWAY	0- 0	0- 0		2- 3	
0- 1	0- 0			0- 0		NEUTRAL	0- 0	0- 0		0- 1	
2- 1	0- 0			0- 0		CONFERENCE	0- 0	0- 1		2- 0	
1- 1	0- 0			0- 0		HOME	0- 0	0- 1		1- 0	
1- 0	0- 0			0- 0		AWAY	0- 0	0- 0		1- 0	
0- 0	0- 0			0- 0		NEUTRAL	0- 0	0- 0		0- 0	

RPI 1-25					
RPI	S	Opponent	Score		
12	A	Mississippi St.	53	88	
RPI 26-50					
RPI	S	Opponent	Score		
RPI 51-100					
RPI	S	Opponent	Score		
Team's RPI: 199					
RPI 101+					
RPI	S	Opponent	Score		
121	H	UT Martin	73	80	
137	H	Indiana St.	51	62	
152	A	Southern Ill.	40	60	
166	N	North Ala.	67	80	
185	A	Bradley	79	85	
216	H	Western Ill.	81	71	
219	A	SIUE	62	52	
294	A	Memphis	57	69	
319	A	NJIT	68	58	
337	H	Austin Peay	64	54	
345	A	Evansville	54	50	
LAST 12 Division I GAMES:					
337	H	Austin Peay	64	54	
121	H	UT Martin	73	80	
219	A	SIUE	62	52	
152	A	Southern Ill.	40	60	
185	A	Bradley	79	85	
12	A	Mississippi St.	53	88	
294	A	Memphis	57	69	
345	A	Evansville	54	50	
137	H	Indiana St.	51	62	
319	A	NJIT	68	58	
166	N	North Ala.	67	80	
216	H	Western Ill.	81	71	

Non-Div I Games:	Ill.-Springfield	82	46	Harris-Stowe	80	65
------------------	------------------	----	----	--------------	----	----

Southeast Mo. St.

■ Loss, ■ Non-Conf, S Site, H Home A Away N Neutral

Average RPI Win:	311	WON-LOST	WINNING	LAST 10	STRENGTH OF	OPP. STRENGTH	TEAM	ADJ.	CONF.	ADJ CONF.
Average RPI Loss:	146	RECORD	PCT. RANK	GAMES	SCHEDULE	OF SCHEDULE	RPI	RPI	RPI	RPI
DIV. I ONLY	5- 6	202	4-6	298	290	236	236	25	25	
DIV. I NON-CONF.	4- 5	190	0- 0	289	300	223	223	22	22	

TOTALS	RPI 1-25	RPI 26-50	W-L RECORDS	RPI 51-100	RPI 101-150	RPI 150+				
5- 6	0- 0	0- 1	OVERALL	0- 1	0- 1	5- 3				
2- 2	0- 0	0- 0	HOME	0- 1	0- 0	2- 1				
3- 4	0- 0	0- 1	AWAY	0- 0	0- 1	3- 2				
0- 0	0- 0	0- 0	NEUTRAL	0- 0	0- 0	0- 0				
4- 5	0- 0	0- 1	NON-CONFERENCE	0- 0	0- 1	4- 3				
1- 1	0- 0	0- 0	HOME	0- 0	0- 0	1- 1				
3- 4	0- 0	0- 1	AWAY	0- 0	0- 1	3- 2				
0- 0	0- 0	0- 0	NEUTRAL	0- 0	0- 0	0- 0				
1- 1	0- 0	0- 0	CONFERENCE	0- 1	0- 0	1- 0				
1- 1	0- 0	0- 0	HOME	0- 1	0- 0	1- 0				
0- 0	0- 0	0- 0	AWAY	0- 0	0- 0	0- 0				
0- 0	0- 0	0- 0	NEUTRAL	0- 0	0- 0	0- 0				

RPI 1-25				RPI 26-50				RPI 51-100				RPI 101+ Team's RPI: 236			
RPI	S	Opponent	Score	RPI	S	Opponent	Score	RPI	S	Opponent	Score	RPI	S	Opponent	Score
				48	A	LSU	52 72	55	H	SFA	51 62	118	A	Al abama	40 88
												151	A	Loui si ana Tech	53 72
												238	A	SMU	63 62
												240	H	Southern Mi ss.	52 59
												262	A	Al abama A&M	48 51
												304	H	La. -Monroe	49 42
												327	A	Jackson St.	50 45
												333	H	Central Ark.	62 53
												351	A	Al corn	77 59
LAST 12 Division I GAMES:															
333	H	Central Ark.	62 53	240	H	Southern Mi ss.	52 59	304	H	La. -Monroe	49 42	262	A	Al abama A&M	48 51
55	H	SFA	51 62	304	H	La. -Monroe	49 42	151	A	Loui si ana Tech	53 72	327	A	Jackson St.	50 45
48	A	LSU	52 72	262	A	Al abama A&M	48 51	118	A	Al corn	77 59	238	A	SMU	63 62
351	A	Al corn	77 59	151	A	Loui si ana Tech	53 72								
118	A	Al abama	40 88	327	A	Jackson St.	50 45								

Non-Div I Games: Mobile 70 57 Xavier (LA) 47 59

Southeastern La.

Average RPI Win:	199	WON-LOST	WINNING	LAST 10	STRENGTH OF	OPP. STRENGTH	TEAM	ADJ.	CONF.	ADJ CONF.
Average RPI Loss:	115	RECORD	PCT. RANK	GAMES	SCHEDULE	OF SCHEDULE	RPI	RPI	RPI	RPI
DIV. I ONLY	8- 5	108	6-4	194	151	152	152	14	14	
DIV. I NON-CONF.	7- 4	109	0- 0	147	91	90	90	13	13	

TOTALS	RPI 1-25	RPI 26-50	W-L RECORDS	RPI 51-100	RPI 101-150	RPI 150+				
8- 5	0- 1	0- 0	OVERALL	2- 0	1- 3	5- 1				
6- 1	0- 0	0- 0	HOME	1- 0	1- 1	4- 0				
1- 3	0- 0	0- 0	AWAY	0- 0	0- 2	1- 1				
1- 1	0- 1	0- 0	NEUTRAL	1- 0	0- 0	0- 0				
7- 4	0- 1	0- 0	NON-CONFERENCE	2- 0	1- 2	4- 1				
5- 0	0- 0	0- 0	HOME	1- 0	1- 0	3- 0				
1- 3	0- 0	0- 0	AWAY	0- 0	0- 2	1- 1				
1- 1	0- 1	0- 0	NEUTRAL	1- 0	0- 0	0- 0				
1- 1	0- 0	0- 0	CONFERENCE	0- 0	0- 1	1- 0				
1- 1	0- 0	0- 0	HOME	0- 0	0- 1	1- 0				
0- 0	0- 0	0- 0	AWAY	0- 0	0- 0	0- 0				
0- 0	0- 0	0- 0	NEUTRAL	0- 0	0- 0	0- 0				

RPI	S	Opponent	Score	RPI	S	Opponent	Score	RPI	S	Opponent	Score	RPI	S	Opponent	Score	Team's RPI: 152
13	N	Ari zona St.	38 82					92	H	Northern Ill.	82 73	111	A	Western Ky.	76 83	
								93	N	Hartford	72 50	113	H	IUPUI	78 73	
												121	A	UT Martin	94 95	
												137	H	Indiana St.	58 61	
												195	A	Saint Louis	58 62	
												199	H	Southeast Mo. St.	60 40	
												221	H	Eastern Ill.	73 59	
												259	H	Marshall	58 49	
												269	A	Murray St.	65 59	
												345	H	Evansville	67 47	
LAST 12 Division I GAMES:																
137	H	Indiana St.	58 61	221	H	Eastern Ill.	73 59									
345	H	Evansville	67 47	92	H	Northern Ill.	82 73									
113	H	IUPUI	78 73	195	A	Saint Louis	58 62									
269	A	Murray St.	65 59	13	N	Ari zona St.	38 82									
259	H	Marshall	58 49	93	N	Hartford	72 50									
199	H	Southeast Mo. St.	60 40	111	A	Western Ky.	76 83									

Non-Div I Games:

Southern Ill.

Average RPI Win:	252	WON-LOST	WINNING	LAST 10	STRENGTH OF	OPP. STRENGTH	TEAM	ADJ.	CONF.	ADJ CONF.
Average RPI Loss:	117	RECORD	PCT. RANK	GAMES	SCHEDULE	OF SCHEDULE	RPI	RPI	RPI	RPI
DIV. I ONLY	6- 8	206	4-6	170	272	240	240	17	17	
DIV. I NON-CONF.	6- 5	143	0- 0	265	246	242	242	19	19	

TOTALS	RPI 1-25	RPI 26-50	W-L RECORDS	RPI 51-100	RPI 101-150	RPI 150+				
6- 8	0- 1	0- 0	OVERALL	0- 2	1- 2	5- 3				
5- 5	0- 1	0- 0	HOME	0- 0	1- 2	4- 2				
1- 3	0- 0	0- 0	AWAY	0- 2	0- 0	1- 1				
0- 0	0- 0	0- 0	NEUTRAL	0- 0	0- 0	0- 0				
6- 5	0- 1	0- 0	NON-CONFERENCE	0- 1	1- 1	5- 2				
5- 3	0- 1	0- 0	HOME	0- 0	1- 1	4- 1				
1- 2	0- 0	0- 0	AWAY	0- 1	0- 0	1- 1				
0- 0	0- 0	0- 0	NEUTRAL	0- 0	0- 0	0- 0				
0- 3	0- 0	0- 0	CONFERENCE	0- 1	0- 1	0- 1				
0- 2	0- 0	0- 0	HOME	0- 0	0- 1	0- 1				
0- 1	0- 0	0- 0	AWAY	0- 1	0- 0	0- 0				
0- 0	0- 0	0- 0	NEUTRAL	0- 0	0- 0	0- 0				

RPI 1-25				RPI 26-50				RPI 51-100				RPI 101+ Team's RPI: 240			
RPI	S	Opponent	Score	RPI	S	Opponent	Score	RPI	S	Opponent	Score	RPI	S	Opponent	Score
12	H	Mississippi St.	42 86					77	A	Tulane	54 71	106	H	Houston	44 61
								79	A	Middle Tenn.	49 66	117	H	Rice	47 58
												128	H	Grambling	68 47
												159	A	South Alabama	68 77
												178	H	North Texas	48 62
												204	H	Sam Houston St.	61 65
												208	H	Samford	76 40
												236	A	Southeastern La.	59 52
												255	H	Mississippi Val.	67 60
												335	H	Northwestern St.	69 54
												351	H	Alcorn	66 47
LAST 12 Division I GAMES:															
79	A	Middle Tenn.	49 66	236	A	Southeastern La.	59 52	12	H	Mississippi St.	42 86	351	H	Alcorn	66 47
178	H	North Texas	48 62	12	H	Mississippi St.	42 86	77	A	Tulane	54 71	335	H	Northwestern St.	69 54
117	H	Rice	47 58	351	H	Alcorn	66 47	204	H	Sam Houston St.	61 65				
106	H	Houston	44 61												
255	H	Mississippi Val.	67 60												
208	H	Samford	76 40												

Non-Div I Games: William Carey 74 48 Blue Mountain (MS) 84 38

Southern Miss.

Average RPI	Win:	261	WON-LOST	WINNING	LAST 10	STRENGTH OF	OPP. STRENGTH	TEAM	ADJ.	CONF.	ADJ CONF.
Average RPI	Loss:	82	RECORD	PCT. RANK	GAMES	SCHEDULE	OF SCHEDULE	RPI	RPI	RPI	RPI
DIV. I ONLY		1- 8		327	2-8	9	116	192	192	28	28
DIV. I NON-CONF.		0- 7		336	0- 0	1	114	130	130	25	25

TOTALS	RPI 1-25		RPI 26-50		W-L RECORDS	RPI 51-100		RPI 101-150		RPI 150+	
1- 8	0- 3		0- 0		OVERALL	0- 2		0- 1		1- 2	
1- 2	0- 0		0- 0		HOME	0- 0		0- 0		1- 2	
0- 6	0- 3		0- 0		AWAY	0- 2		0- 1		0- 0	
0- 0	0- 0		0- 0		NEUTRAL	0- 0		0- 0		0- 0	
0- 7	0- 3		0- 0		NON-CONFERENCE	0- 2		0- 1		0- 1	
0- 1	0- 0		0- 0		HOME	0- 0		0- 0		0- 1	
0- 6	0- 3		0- 0		AWAY	0- 2		0- 1		0- 0	
0- 0	0- 0		0- 0		NEUTRAL	0- 0		0- 0		0- 0	
1- 1	0- 0		0- 0		CONFERENCE	0- 0		0- 0		1- 1	
1- 1	0- 0		0- 0		HOME	0- 0		0- 0		1- 1	
0- 0	0- 0		0- 0		AWAY	0- 0		0- 0		0- 0	
0- 0	0- 0		0- 0		NEUTRAL	0- 0		0- 0		0- 0	

RPI 1-25				RPI 26-50				RPI 51-100				RPI 101+ Team's RPI: 192			
RPI	S	Opponent	Score	RPI	S	Opponent	Score	RPI	S	Opponent	Score	RPI	S	Opponent	Score
6	A	Baylor	49 94					73	A	Michigan	35 76	141	A	Texas Tech	58 76
13	A	Arizona St.	47 69					83	A	TCU	40 69	159	H	South Alabama	49 53
19	A	Kentucky	41 91									163	H	Prairie View	54 55
												261	H	Texas Southern	63 61
LAST 12 Division I GAMES:															
261	H	Texas Southern	63 61	83	A	TCU	40 69	13	A	Arizona St.	47 69	159	H	South Alabama	49 53
163	H	Prairie View	54 55	73	A	Michigan	35 76	6	A	Baylor	49 94	19	A	Kentucky	41 91
73	A	Michigan	35 76	141	A	Texas Tech	58 76								

Non-Div I Games: Dillard 61 63 Wiley 89 58 Louisiana Col. 77 53 Millsaps 71 36 Southern U.

Average RPI Win:	216	WON-LOST	WINNING	LAST 10	STRENGTH OF	OPP. STRENGTH	TEAM	ADJ.	CONF.	ADJ CONF.
Average RPI Loss:	131	RECORD	PCT. RANK	GAMES	SCHEDULE	OF SCHEDULE	RPI	RPI	RPI	RPI
DIV. I ONLY	4- 9	254	3-7	95	256	225	225	13	13	
DIV. I NON-CONF.	3- 6	241	0- 1	39	285	191	191	11	11	

TOTALS	RPI 1-25	RPI 26-50	W-L RECORDS	RPI 51-100	RPI 101-150	RPI 150+				
4- 9	0- 0	1- 1	OVERALL	0- 0	0- 5	3- 3				
4- 2	0- 0	1- 0	HOME	0- 0	0- 1	3- 1				
0- 7	0- 0	0- 1	AWAY	0- 0	0- 4	0- 2				
0- 0	0- 0	0- 0	NEUTRAL	0- 0	0- 0	0- 0				
3- 6	0- 0	1- 1	NON-CONFERENCE	0- 0	0- 2	2- 3				
3- 1	0- 0	1- 0	HOME	0- 0	0- 0	2- 1				
0- 5	0- 0	0- 1	AWAY	0- 0	0- 2	0- 2				
0- 0	0- 0	0- 0	NEUTRAL	0- 0	0- 0	0- 0				
1- 3	0- 0	0- 0	CONFERENCE	0- 0	0- 3	1- 0				
1- 1	0- 0	0- 0	HOME	0- 0	0- 1	1- 0				
0- 2	0- 0	0- 0	AWAY	0- 0	0- 2	0- 0				
0- 0	0- 0	0- 0	NEUTRAL	0- 0	0- 0	0- 0				

RPI 1-25				RPI 26-50				RPI 51-100				RPI 101+				Team's RPI: 225
RPI	S	Opponent	Score	RPI	S	Opponent	Score	RPI	S	Opponent	Score	RPI	S	Opponent	Score	
				32	H	BYU	67 64					101	A	UC Davi s	45 68	
				45	A	Boi se St.	53 88					102	H	Idaho St.	57 69	
												124	A	Montana	57 79	
												135	A	Montana St.	64 69	
												147	A	UC Irvi ne	58 75	
												154	H	Denver	70 71	
												162	A	Oral Roberts	59 64	
												210	A	UC Ri versi de	50 56	
												227	H	San Diego	69 59	
												266	H	Utah Valley	60 59	
												339	H	Weber St.	84 79	
LAST 12 Division I GAMES:																
				339	H	Weber St.	84 79					210	A	UC Ri versi de	50 56	
				102	H	Idaho St.	57 69					266	H	Utah Valley	60 59	
				124	A	Montana	57 79					162	A	Oral Roberts	59 64	
				135	A	Montana St.	64 69					32	H	BYU	67 64	
				45	A	Boi se St.	53 88					101	A	UC Davi s	45 68	
				154	H	Denver	70 71					147	A	UC Irvi ne	58 75	

Non-Div I Games:

Southern Utah

Average RPI Win:	264	WON-LOST	WINNING	LAST 10	STRENGTH OF	OPP. STRENGTH	TEAM	ADJ.	CONF.	ADJ CONF.
Average RPI Loss:	124	RECORD	PCT. RANK	GAMES	SCHEDULE	OF SCHEDULE	RPI	RPI	RPI	RPI
DIV. I ONLY	4- 11	278	2-8	80	270	202	202	18	18	
DIV. I NON-CONF.	3- 10	278	0- 0	68	253	224	224	18	18	

TOTALS	RPI 1-25	RPI 26-50	W-L RECORDS	RPI 51-100	RPI 101-150	RPI 150+				
4- 11	0- 0	0- 1	OVERALL	0- 4	0- 2	4- 4				
2- 4	0- 0	0- 0	HOME	0- 2	0- 1	2- 1				
2- 6	0- 0	0- 1	AWAY	0- 1	0- 1	2- 3				
0- 1	0- 0	0- 0	NEUTRAL	0- 1	0- 0	0- 0				
3- 10	0- 0	0- 1	NON-CONFERENCE	0- 4	0- 1	3- 4				
2- 3	0- 0	0- 0	HOME	0- 2	0- 0	2- 1				
1- 6	0- 0	0- 1	AWAY	0- 1	0- 1	1- 3				
0- 1	0- 0	0- 0	NEUTRAL	0- 1	0- 0	0- 0				
1- 1	0- 0	0- 0	CONFERENCE	0- 0	0- 1	1- 0				
0- 1	0- 0	0- 0	HOME	0- 0	0- 1	0- 0				
1- 0	0- 0	0- 0	AWAY	0- 0	0- 0	1- 0				
0- 0	0- 0	0- 0	NEUTRAL	0- 0	0- 0	0- 0				

RPI 1-25				RPI 26-50				RPI 51-100				RPI 101+				Team's RPI: 202
RPI	S	Opponent	Score	RPI	S	Opponent	Score	RPI	S	Opponent	Score	RPI	S	Opponent	Score	
				47	A	Buffal o	43 90	58	N	Ohio	53 70	104	A	Georgi a	40 67	
								65	H	Bucknel l	46 77	148	H	Duquesne	54 60	
								86	A	Penn St.	65 80	154	A	Denver	62 76	
								96	H	Kent St.	64 76	165	A	Akron	58 67	
												193	A	Cornel l	44 58	
												230	A	George Mason	68 57	
												245	A	Niagara	76 48	
												248	H	Hofstra	59 67	
												268	H	Siena	74 58	
												311	H	Canisius	100 94	

LAST 12 Division I GAMES:																
				148	H	Duquesne	54 60	230	A	George Mason	68 57					
				193	A	Cornel l	44 58	165	A	Akron	58 67					
				47	A	Buffal o	43 90	65	H	Bucknel l	46 77					
				96	H	Kent St.	64 76	154	A	Denver	62 76					
				86	A	Penn St.	65 80	58	N	Ohio	53 70					
				268	H	Siena	74 58	248	H	Hofstra	59 67					

Non-Div I Games:

St. Bonaventure

Average RPI Win:	303	WON-LOST	WINNING	LAST 10	STRENGTH OF	OPP. STRENGTH	TEAM	ADJ.	CONF.	ADJ CONF.
Average RPI Loss:	209	RECORD	PCT. RANK	GAMES	SCHEDULE	OF SCHEDULE	RPI	RPI	RPI	RPI
DIV. I ONLY	7- 6	146	5-5	344	321	275	275	31	31	
DIV. I NON-CONF.	5- 6	177	0- 0	340	319	293	293	31	31	

TOTALS	RPI 1-25	RPI 26-50	W-L RECORDS	RPI 51-100	RPI 101-150	RPI 150+				
7- 6	0- 0	0- 0	OVERALL	0- 1	0- 2	7- 3				
3- 2	0- 0	0- 0	HOME	0- 1	0- 0	3- 1				
3- 3	0- 0	0- 0	AWAY	0- 0	0- 2	3- 1				
1- 1	0- 0	0- 0	NEUTRAL	0- 0	0- 0	1- 1				
5- 6	0- 0	0- 0	NON-CONFERENCE	0- 1	0- 2	5- 3				
2- 2	0- 0	0- 0	HOME	0- 1	0- 0	2- 1				
2- 3	0- 0	0- 0	AWAY	0- 0	0- 2	2- 1				
1- 1	0- 0	0- 0	NEUTRAL	0- 0	0- 0	1- 1				
2- 0	0- 0	0- 0	CONFERENCE	0- 0	0- 0	2- 0				
1- 0	0- 0	0- 0	HOME	0- 0	0- 0	1- 0				
1- 0	0- 0	0- 0	AWAY	0- 0	0- 0	1- 0				
0- 0	0- 0	0- 0	NEUTRAL	0- 0	0- 0	0- 0				

RPI 1-25				RPI 26-50				RPI 51-100				RPI 101+				Team's RPI: 275
RPI	S	Opponent	Score	RPI	S	Opponent	Score	RPI	S	Opponent	Score	RPI	S	Opponent	Score	
								95	H	Princeton	64 83	103	A	Seton Hall	77 100	
												136	A	Stony Brook	67 74	
												190	A	Morehead St.	101 94	
												299	H	Albany (NY)	60 67	
												303	A	Bryant	60 55	
												305	A	Army West Point	57 69	
												309	H	Saint Peter's	74 70	
												316	N	Valparaiso	76 78	
												317	A	Loyola Maryland	75 70	
												320	H	Wagner	76 61	
												338	N	Chicago St.	110 73	
												341	H	Manhattan	73 65	
LAST 12 Division I GAMES:																
320	H	Wagner	76 61	303	A	Bryant	60 55									
136	A	Stony Brook	67 74	305	A	Army West Point	57 69									
95	H	Princeton	64 83	103	A	Seton Hall	77 100									
299	H	Albany (NY)	60 67	190	A	Morehead St.	101 94									
309	H	Saint Peter's	74 70	316	N	Valparaiso	76 78									
317	A	Loyola Maryland	75 70	338	N	Chicago St.	110 73									

Non-Div I Games: Mercy 102 51

St. Francis Brooklyn

Average RPI Win:

219

Average RPI Loss:

54

WON-LOST
RECORDWINNING
PCT. RANKLAST 10
GAMESSTRENGTH OF
SCHEDULEOPP. STRENGTH
OF SCHEDULETEAM
RPIADJ.
RPICONF.
RPIADJ CONF.
RPIDIV. I ONLY
DIV. I NON-CONF.8- 6
7- 4131
1095-5
0- 069
135118
11166
8666
865
55
5

TOTALS

RPI 1-25

RPI 26-50

W-L RECORDS

RPI 51-100

RPI 101-150

RPI 150+

8- 6 0- 3
2- 1 0- 1
4- 4 0- 1
2- 1 0- 10- 0
0- 0
0- 0
0- 0OVERALL
HOME
AWAY
NEUTRAL1- 1
0- 0
0- 1
1- 01- 2
1- 0
0- 2
0- 06- 0
1- 0
4- 0
1- 07- 4 0- 2
2- 1 0- 1
3- 2 0- 0
2- 1 0- 10- 0
0- 0
0- 0
0- 0NON-CONFERENCE
HOME
AWAY
NEUTRAL1- 1
0- 0
0- 1
1- 01- 1
1- 0
0- 1
0- 05- 0
1- 0
3- 0
1- 01- 2 0- 1
0- 0 0- 0
1- 2 0- 1
0- 0 0- 00- 0
0- 0
0- 0
0- 0CONFERENCE
HOME
AWAY
NEUTRAL0- 0
0- 0
0- 0
0- 00- 1
0- 0
0- 1
0- 01- 0
0- 0
1- 0
0- 0

RPI 1-25

RPI 26-50

RPI 51-100

Team's RPI: 66

RPI 101+

RPI	S	Opponent	Score
5	N	UConn	55 65
18	A	Butler	45 66
23	H	Florida St.	53 57

RPI	S	Opponent	Score
-----	---	----------	-------

RPI	S	Opponent	Score
56	N	Purdue	68 62
68	A	James Madison	51 64

RPI	S	Opponent	Score
103	A	Seton Hall	67 77
107	A	Wake Forest	59 64
109	H	Yale	56 52
153	A	Xavier	76 57
222	N	Ole Miss	64 59
257	A	La Salle	83 57
301	A	Iona	61 35
305	A	Army West Point	60 49
346	H	Delaware St.	82 44

LAST 12 Division I GAMES:

153	A	Xavier	76 57	18	A	Butler	45 66
103	A	Seton Hall	67 77	107	A	Wake Forest	59 64
68	A	James Madison	51 64	346	H	Delaware St.	82 44
257	A	La Salle	83 57	222	N	Ole Miss	64 59
23	H	Florida St.	53 57	5	N	UConn	55 65
109	H	Yale	56 52	56	N	Purdue	68 62

St. John's (NY)

St. John's (NY)

Non-Div I Games:

St. John's (NY)

Loss,
 Non-Conf,
 S Site,
 H Home
A Away
 N Neutral

Average RPI Win:	107	WON-LOST	WINNING	LAST 10	STRENGTH OF	OPP. STRENGTH	TEAM	ADJ.	CONF.	ADJ CONF.
Average RPI Loss:	10	RECORD	PCT. RANK	GAMES	SCHEDULE	OF SCHEDULE	RPI	RPI	RPI	RPI
DIV. I ONLY	12- 1	11	9-1	10	30	3	3	2	2	
DIV. I NON-CONF.	10- 1	19	0- 0	20	46	4	4	2	2	

TOTALS	RPI 1-25	RPI 26-50	W-L RECORDS	RPI 51-100	RPI 101-150	RPI 150+				
12- 1	1- 1	4- 0	OVERALL	1- 0	3- 0	3- 0				
7- 0	1- 0	2- 0	HOME	0- 0	2- 0	2- 0				
3- 1	0- 1	2- 0	AWAY	0- 0	0- 0	1- 0				
2- 0	0- 0	0- 0	NEUTRAL	1- 0	1- 0	0- 0				
10- 1	1- 1	2- 0	NON-CONFERENCE	1- 0	3- 0	3- 0				
5- 0	1- 0	0- 0	HOME	0- 0	2- 0	2- 0				
3- 1	0- 1	2- 0	AWAY	0- 0	0- 0	1- 0				
2- 0	0- 0	0- 0	NEUTRAL	1- 0	1- 0	0- 0				
2- 0	0- 0	2- 0	CONFERENCE	0- 0	0- 0	0- 0				
2- 0	0- 0	2- 0	HOME	0- 0	0- 0	0- 0				
0- 0	0- 0	0- 0	AWAY	0- 0	0- 0	0- 0				
0- 0	0- 0	0- 0	NEUTRAL	0- 0	0- 0	0- 0				

RPI	S	Opponent	Score	RPI	S	Opponent	Score	RPI	S	Opponent	Score	RPI	S	Opponent	Score
6	H	Bayl or	68 63	28	H	UCLA	86 80	94	N	FGCU	88 65	101	H	UC Davi s	71 43
10	A	Gonzaga	73 79	30	A	Tennessee	95 85					105	H	Idaho	115 71
				46	H	Southern Cal i forni a	72 64					149	N	Ameri can	71 49
				47	A	Buffal o	62 55					157	H	CSUN	69 43
												243	H	San Franci sco	96 62
												280	A	Hawai i	81 59

LAST 12 Division I GAMES:															
46	H	Southern Cal i forni a	72 64	28	H	UCLA	86 80	280	A	Hawai i	81 59				
157	H	CSUN	69 43	149	N	Ameri can	71 49	94	N	FGCU	88 65				
47	A	Buffal o	62 55	30	A	Tennessee	95 85	243	H	San Franci sco	96 62				
6	H	Bayl or	68 63	6	H	Bayl or	68 63	105	H	Idaho	115 71				
10	A	Gonzaga	73 79	10	A	Gonzaga	73 79								

Non-Div I Games:

Stanford

Average RPI Win:	274	WON-LOST	WINNING	LAST 10	STRENGTH OF	OPP. STRENGTH	TEAM	ADJ.	CONF.	ADJ CONF.
Average RPI Loss:	98	RECORD	PCT. RANK	GAMES	SCHEDULE	OF SCHEDULE	RPI	RPI	RPI	RPI
DIV. I ONLY	4- 9	254	6-4	100	181	231	231	26	26	
DIV. I NON-CONF.	3- 9	271	0- 0	75	172	239	239	27	27	
<hr/>										
TOTALS	RPI 1-25	RPI 26-50	W-L RECORDS	RPI 51-100	RPI 101-150	RPI 150+				
4- 9	0- 1	0- 2	OVERALL	0- 2	0- 3	4- 1				
4- 2	0- 1	0- 0	HOME	0- 1	0- 0	4- 0				
0- 4	0- 0	0- 2	AWAY	0- 0	0- 2	0- 0				
0- 3	0- 0	0- 0	NEUTRAL	0- 1	0- 1	0- 1				
3- 9	0- 1	0- 2	NON-CONFERENCE	0- 2	0- 3	3- 1				
3- 2	0- 1	0- 0	HOME	0- 1	0- 0	3- 0				
0- 4	0- 0	0- 2	AWAY	0- 0	0- 2	0- 0				
0- 3	0- 0	0- 0	NEUTRAL	0- 1	0- 1	0- 1				
1- 0	0- 0	0- 0	CONFERENCE	0- 0	0- 0	1- 0				
1- 0	0- 0	0- 0	HOME	0- 0	0- 0	1- 0				
0- 0	0- 0	0- 0	AWAY	0- 0	0- 0	0- 0				
0- 0	0- 0	0- 0	NEUTRAL	0- 0	0- 0	0- 0				

RPI 1-25				RPI 26-50				RPI 51-100				RPI 101+				Team's RPI: 231
RPI	S	Opponent	Score	RPI	S	Opponent	Score	RPI	S	Opponent	Score	RPI	S	Opponent	Score	
24	H	UCF	55 78	30	A	Tennessee	55 65	80	H	Penn	53 75	112	N	Marist	69 76	
				36	A	Texas	46 65	84	N	Wright St.	44 57	118	A	Alabama	47 59	
												146	A	Tulsa	54 55	
												171	H	North Dakota	74 63	
												248	N	Hofstra	50 53	
												272	H	Liberty	69 52	
												322	H	North Dakota St.	60 59	
												330	H	Florida A&M	69 44	
<hr/>																
LAST 12 Division I GAMES:																
				80	H	Penn	53 75	272	H	Liberty	69 52					
				322	H	North Dakota St.	60 59	118	A	Alabama	47 59					
				330	H	Florida A&M	69 44	248	N	Hofstra	50 53					
				171	H	North Dakota	74 63	84	N	Wright St.	44 57					
				36	A	Texas	46 65	112	N	Marist	69 76					
				30	A	Tennessee	55 65	24	H	UCF	55 78					

Non-Div I Games: Central St. (OH) 81 51 Webber Int'l 80 52

Stetson

Average RPI Win:	263	WON-LOST	WINNING	LAST 10	STRENGTH OF	OPP. STRENGTH	TEAM	ADJ.	CONF.	ADJ CONF.
Average RPI Loss:	67	RECORD	PCT. RANK	GAMES	SCHEDULE	OF SCHEDULE	RPI	RPI	RPI	RPI

DIV. I ONLY	12- 3	36	8-2	310	241	136	136	23	23
DIV. I NON-CONF.	10- 2	37	0- 0	288	269	99	99	24	24

TOTALS	RPI 1-25	RPI 26-50	W-L RECORDS	RPI 51-100	RPI 101-150	RPI 150+			
12- 3	0- 1	0- 0	OVERALL	1- 2	0- 0	11- 0			
7- 1	0- 0	0- 0	HOME	0- 1	0- 0	7- 0			
5- 2	0- 1	0- 0	AWAY	1- 1	0- 0	4- 0			
0- 0	0- 0	0- 0	NEUTRAL	0- 0	0- 0	0- 0			
10- 2	0- 1	0- 0	NON-CONFERENCE	1- 1	0- 0	9- 0			
6- 0	0- 0	0- 0	HOME	0- 0	0- 0	6- 0			
4- 2	0- 1	0- 0	AWAY	1- 1	0- 0	3- 0			
0- 0	0- 0	0- 0	NEUTRAL	0- 0	0- 0	0- 0			
2- 1	0- 0	0- 0	CONFERENCE	0- 1	0- 0	2- 0			
1- 1	0- 0	0- 0	HOME	0- 1	0- 0	1- 0			
1- 0	0- 0	0- 0	AWAY	0- 0	0- 0	1- 0			
0- 0	0- 0	0- 0	NEUTRAL	0- 0	0- 0	0- 0			

RPI S Opponent Score	RPI S Opponent Score	RPI S Opponent Score	RPI S Opponent Score
20 A Rutgers 47 61		86 A Penn St. 81 70	193 H Cornell 63 61
		89 A Toledo 48 80	232 A Sacred Heart 73 58
		93 H Hartford 36 64	246 A Binghamton 65 56
			248 H Hofstra 77 49
			264 H Ga. Southern 72 43
			275 H St. Francis Brooklyn 74 67
			296 H UMass Lowell 76 56
			301 A Iona 53 51
			320 H Wagner 70 45
			341 A Manhattan 79 48
			349 H Fairleigh Dickinson 63 49
LAST 12 Division I GAMES:			
296 H UMass Lowell 76 56	246 A Binghamton 65 56		
93 H Hartford 36 64	349 H Fairleigh Dickinson 63 49		
275 H St. Francis Brooklyn 74 67	232 A Sacred Heart 73 58		
89 A Toledo 48 80	193 H Cornell 63 61		
320 H Wagner 70 45	86 A Penn St. 81 70		
301 A Iona 53 51	264 H Ga. Southern 72 43		

Non-Div I Games: SUNY New Paltz 87 50

Stony Brook

Average RPI	Win:	104	WON-LOST	WINNING	LAST 10	STRENGTH OF	OPP. STRENGTH	TEAM	ADJ.	CONF.	ADJ CONF.
Average RPI	Loss:	42	RECORD	PCT. RANK	GAMES	SCHEDULE	OF SCHEDULE	RPI	RPI	RPI	RPI
DIV. I ONLY		13- 2		18	9-1	4	78	4	4	1	1
DIV. I NON-CONF.		11- 2		33	0- 0	15	82	7	7	1	1

TOTALS	RPI 1-25		RPI 26-50		W-L RECORDS	RPI 51-100		RPI 101-150		RPI 150+	
13- 2	1- 1		1- 0		OVERALL	6- 1		2- 0		3- 0	
6- 0	0- 0		1- 0		HOME	1- 0		1- 0		3- 0	
2- 2	0- 1		0- 0		AWAY	2- 1		0- 0		0- 0	
5- 0	1- 0		0- 0		NEUTRAL	3- 0		1- 0		0- 0	
11- 2	1- 1		1- 0		NON-CONFERENCE	4- 1		2- 0		3- 0	
6- 0	0- 0		1- 0		HOME	1- 0		1- 0		3- 0	
0- 2	0- 1		0- 0		AWAY	0- 1		0- 0		0- 0	
5- 0	1- 0		0- 0		NEUTRAL	3- 0		1- 0		0- 0	
2- 0	0- 0		0- 0		CONFERENCE	2- 0		0- 0		0- 0	
0- 0	0- 0		0- 0		HOME	0- 0		0- 0		0- 0	
2- 0	0- 0		0- 0		AWAY	2- 0		0- 0		0- 0	
0- 0	0- 0		0- 0		NEUTRAL	0- 0		0- 0		0- 0	

RPI	S	Opponent	Score	RPI	S	Opponent	Score	RPI	S	Opponent	Score	RPI	S	Opponent	Score
8	A	Oregon	73 75	42	H	Texas A&M	75 65	51	N	Kansas St.	70 61	119	H	Towson	98 55
24	N	UCF	57 52					54	N	DePaul	83 81	148	N	Duquesne	87 71
								65	H	Bucknel I	70 56	171	H	North Dakota	85 49
								69	A	Clemson	84 75	200	H	UMES	96 51
								74	A	Virginia Tech	75 73	245	H	Niagara	94 45
								75	A	Minnesota	68 72				
								95	N	Princeton	92 61				

LAST 12 Division I GAMES:															
69	A	Clemson	84 75	74	A	Virginia Tech	75 73								
24	N	UCF	57 52	75	A	Minnesota	68 72								
148	N	Duquesne	87 71	54	N	DePaul	83 81								
245	H	Niagara	94 45	95	N	Princeton	92 61								
200	H	UMES	96 51	51	N	Kansas St.	70 61								
119	H	Towson	98 55	65	H	Bucknel I	70 56								

Non-Div I Games:

Syracuse

Average RPI Win: 219		WON-LOST	WINNING	LAST 10	STRENGTH OF	OPP. STRENGTH	TEAM	ADJ.	CONF.	ADJ CONF.
Average RPI Loss: 35		RECORD	PCT. RANK	GAMES	SCHEDULE	OF SCHEDULE	RPI	RPI	RPI	RPI
DIV. I ONLY		11- 3	45	8-2	224	97	83	83	3	3
DIV. I NON-CONF.		10- 1	19	0- 0	317	139	106	106	3	3

TOTALS		RPI 1-25		RPI 26-50	W-L RECORDS		RPI 51-100	RPI 101-150	RPI 150+	
11- 3	0- 1			0- 1	OVERALL		0- 1	2- 0	9- 0	
9- 0	0- 0			0- 0	HOME		0- 0	2- 0	7- 0	
2- 2	0- 1			0- 0	AWAY		0- 1	0- 0	2- 0	
0- 1	0- 0			0- 1	NEUTRAL		0- 0	0- 0	0- 0	
10- 1	0- 0			0- 1	NON-CONFERENCE		0- 0	2- 0	8- 0	
8- 0	0- 0			0- 0	HOME		0- 0	2- 0	6- 0	
2- 0	0- 0			0- 0	AWAY		0- 0	0- 0	2- 0	
0- 1	0- 0			0- 1	NEUTRAL		0- 0	0- 0	0- 0	
1- 2	0- 1			0- 0	CONFERENCE		0- 1	0- 0	1- 0	
1- 0	0- 0			0- 0	HOME		0- 0	0- 0	1- 0	
0- 2	0- 1			0- 0	AWAY		0- 1	0- 0	0- 0	
0- 0	0- 0			0- 0	NEUTRAL		0- 0	0- 0	0- 0	

RPI	S	Opponent	Score	RPI	S	Opponent	Score	RPI	S	Opponent	Score	RPI	S	Opponent	Score
2	A	Iowa St.	54 92	32	N	BYU	58 61	72	A	Oklahoma St.	71 75	135	H	Montana St.	71 49
												148	H	Duquesne	61 48
												156	H	West Virginia	62 48
												192	H	Southern U.	69 40
												204	H	Sam Houston St.	72 59
												206	A	San Diego St.	81 64
												222	A	Ole Miss	55 50
												238	H	SMU	65 63
												255	H	Mississippi Val.	96 47
												305	H	Army West Point	63 38
												351	H	Alcorn	88 31

Team's RPI: 83															
LAST 12 Division I GAMES:															
72	A	Oklahoma St.	71 75	2	A	Iowa St.	54 92	305	H	Army West Point	63 38	222	A	Ole Miss	55 50
156	H	West Virginia	62 48	206	A	San Diego St.	81 64	32	N	BYU	58 61	238	H	SMU	65 63
351	H	Alcorn	88 31												
204	H	Sam Houston St.	72 59												
192	H	Southern U.	69 40												
135	H	Montana St.	71 49												

Non-Div I Games:

TCU

Average RPI Win:	298	WON-LOST	WINNING	LAST 10	STRENGTH OF	OPP. STRENGTH	TEAM	ADJ.	CONF.	ADJ CONF.
Average RPI Loss:	101	RECORD	PCT. RANK	GAMES	SCHEDULE	OF SCHEDULE	RPI	RPI	RPI	RPI
DIV. I ONLY	4- 10	267	2-8	211	85	252	252	9	9	
DIV. I NON-CONF.	4- 8	241	0- 0	269	72	252	252	9	9	

TOTALS	RPI 1-25	RPI 26-50	W-L RECORDS	RPI 51-100	RPI 101-150	RPI 150+				
4- 10	0- 0	0- 3	OVERALL	0- 2	0- 3	4- 2				
3- 2	0- 0	0- 0	HOME	0- 1	0- 1	3- 0				
1- 7	0- 0	0- 3	AWAY	0- 1	0- 2	1- 1				
0- 1	0- 0	0- 0	NEUTRAL	0- 0	0- 0	0- 1				
4- 8	0- 0	0- 3	NON-CONFERENCE	0- 1	0- 2	4- 2				
3- 0	0- 0	0- 0	HOME	0- 0	0- 0	3- 0				
1- 7	0- 0	0- 3	AWAY	0- 1	0- 2	1- 1				
0- 1	0- 0	0- 0	NEUTRAL	0- 0	0- 0	0- 1				
0- 2	0- 0	0- 0	CONFERENCE	0- 1	0- 1	0- 0				
0- 2	0- 0	0- 0	HOME	0- 1	0- 1	0- 0				
0- 0	0- 0	0- 0	AWAY	0- 0	0- 0	0- 0				
0- 0	0- 0	0- 0	NEUTRAL	0- 0	0- 0	0- 0				

RPI	S	Opponent	Score	RPI	S	Opponent	Score	RPI	S	Opponent	Score	RPI	S	Opponent	Score	Team's RPI: 252
33	A	Villanova	68 76	54	A	DePaul	88 102	112	A	Marist	68 74					
34	A	Miami (FL)	61 73	77	H	Tulane	57 66	141	H	South Fla.	53 63					
37	A	South Carolina	60 88					148	A	Duquesne	53 54					
								155	N	Radford	50 56					
								222	A	Ole Miss	55 62					
								257	H	La Salle	75 47					
								287	A	Saint Joseph's	58 52					
								301	H	Iona	59 39					
								346	H	Delaware St.	75 61					

LAST 12 Division I GAMES:																
141	H	South Fla.	53 63	77	H	Tulane	57 66									
148	A	Duquesne	53 54	54	A	DePaul	88 102									
257	H	La Salle	75 47	34	A	Miami (FL)	61 73									
37	A	South Carolina	60 88	155	N	Radford	50 56									
33	A	Villanova	68 76	112	A	Marist	68 74									
301	H	Iona	59 39	222	A	Ole Miss	55 62									

Non-Div I Games:

Temple

Average RPI	Win: 175	WON-LOST	WINNING	LAST 10	STRENGTH OF	OPP. STRENGTH	TEAM	ADJ.	CONF.	ADJ CONF.
Average RPI	Loss: 16	RECORD	PCT. RANK	GAMES	SCHEDULE	OF SCHEDULE	RPI	RPI	RPI	RPI
DIV. I ONLY	12- 3	36	7-3	36	90	30	30	6	6	
DIV. I NON-CONF.	11- 1	13	1- 0	122	98	28	28	6	6	

TOTALS	RPI 1-25	RPI 26-50	W-L RECORDS	RPI 51-100	RPI 101-150	RPI 150+				
12- 3	0- 2	3- 1	OVERALL	2- 0	0- 0	7- 0				
7- 3	0- 2	1- 1	HOME	0- 0	0- 0	6- 0				
3- 0	0- 0	2- 0	AWAY	1- 0	0- 0	0- 0				
2- 0	0- 0	0- 0	NEUTRAL	1- 0	0- 0	1- 0				
11- 1	0- 1	2- 0	NON-CONFERENCE	2- 0	0- 0	7- 0				
7- 1	0- 1	1- 0	HOME	0- 0	0- 0	6- 0				
2- 0	0- 0	1- 0	AWAY	1- 0	0- 0	0- 0				
2- 0	0- 0	0- 0	NEUTRAL	1- 0	0- 0	1- 0				
1- 2	0- 1	1- 1	CONFERENCE	0- 0	0- 0	0- 0				
0- 2	0- 1	0- 1	HOME	0- 0	0- 0	0- 0				
1- 0	0- 0	1- 0	AWAY	0- 0	0- 0	0- 0				
0- 0	0- 0	0- 0	NEUTRAL	0- 0	0- 0	0- 0				

RPI 1-25				RPI 26-50				Team's RPI: 30				RPI 51-100				RPI 101+			
RPI	S	Opponent	Score	RPI	S	Opponent	Score	RPI	S	Opponent	Score	RPI	S	Opponent	Score	RPI	S	Opponent	Score
3	H	Stanford	85 95	27	H	Missouri	64 66	69	N	Clemson	78 66	173	N	UAB	73 69				
19	H	Kentucky	71 73	36	A	Texas	88 82	72	A	Oklahoma St.	76 63	231	H	Stetson	65 55				
				38	A	Auburn	78 69					256	H	UNC Asheville	73 46				
				43	H	Belmont	84 76					269	H	Murray St.	98 77				
												270	H	ETSU	80 61				
												314	H	Presbyterian	97 49				
												330	H	Florida A&M	96 31				

LAST 12 Division I GAMES:																			
19	H	Kentucky	71 73	173	N	UAB	73 69	3	H	Stanford	85 95								
27	H	Missouri	64 66	3	H	Stanford	85 95	36	A	Texas	88 82								
38	A	Auburn	78 69	231	H	Stetson	65 55	72	A	Oklahoma St.	76 63								
43	H	Belmont	84 76	69	N	Clemson	78 66												
269	H	Murray St.	98 77																
270	H	ETSU	80 61																

Non-Div I Games:

Tennessee

Average RPI Win:	326	WON-LOST	WINNING	LAST 10	STRENGTH OF	OPP. STRENGTH	TEAM	ADJ.	CONF.	ADJ CONF.
Average RPI Loss:	150	RECORD	PCT. RANK	GAMES	SCHEDULE	OF SCHEDULE	RPI	RPI	RPI	RPI
DIV. I ONLY	1- 14	344	1-9	130	195	308	308	21	21	
DIV. I NON-CONF.	0- 12	336	0- 0	104	175	306	306	20	20	

TOTALS	RPI 1-25	RPI 26-50	W-L RECORDS	RPI 51-100	RPI 101-150	RPI 150+				
1- 14	0- 1	0- 1	OVERALL	0- 3	0- 2	1- 7				
1- 3	0- 0	0- 0	HOME	0- 0	0- 1	1- 2				
0- 8	0- 1	0- 0	AWAY	0- 2	0- 0	0- 5				
0- 3	0- 0	0- 1	NEUTRAL	0- 1	0- 1	0- 0				
0- 12	0- 1	0- 1	NON-CONFERENCE	0- 3	0- 1	0- 6				
0- 1	0- 0	0- 0	HOME	0- 0	0- 0	0- 1				
0- 8	0- 1	0- 0	AWAY	0- 2	0- 0	0- 5				
0- 3	0- 0	0- 1	NEUTRAL	0- 1	0- 1	0- 0				
1- 2	0- 0	0- 0	CONFERENCE	0- 0	0- 1	1- 1				
1- 2	0- 0	0- 0	HOME	0- 0	0- 1	1- 1				
0- 0	0- 0	0- 0	AWAY	0- 0	0- 0	0- 0				
0- 0	0- 0	0- 0	NEUTRAL	0- 0	0- 0	0- 0				

RPI 1-25				RPI 26-50				RPI 51-100				RPI 101+ Team's RPI : 308			
RPI	S	Opponent	Score	RPI	S	Opponent	Score	RPI	S	Opponent	Score	RPI	S	Opponent	Score
7	A	Louisville	52 107	50	N	Arkansas	55 79	54	A	DePaul	73 95	115	H	Tennessee Tech	59 69
								76	N	Pittsburgh	56 78	145	N	Wisconsin	53 58
								99	A	Troy	67 92	159	H	South Alabama	56 78
												179	A	Vanderbilt	63 89
												181	H	Jacksonville St.	52 62
												195	A	Ball St.	51 90
												259	A	Marshall	59 80
												262	A	Alabama A&M	57 67
												324	A	Lipscomb	62 64
												326	H	Eastern Ky.	60 38
LAST 12 Division I GAMES:															
181	H	Jacksonville St.	52 62	326	H	Eastern Ky.	60 38	159	H	South Alabama	56 78				
115	H	Tennessee Tech	59 69	76	N	Pittsburgh	56 78	145	N	Wisconsin	53 58				
195	A	Ball St.	51 90	54	A	DePaul	73 95	50	N	Arkansas	55 79				
54	A	DePaul	73 95	259	A	Marshall	59 80	179	A	Vanderbilt	63 89				
259	A	Marshall	59 80	7	A	Louisville	52 107								

Non-Div I Games:

Tennessee St.

Average RPI Win:	238	WON-LOST	WINNING	LAST 10	STRENGTH OF	OPP. STRENGTH	TEAM	ADJ.	CONF.	ADJ CONF.
Average RPI Loss:	90	RECORD	PCT. RANK	GAMES	SCHEDULE	OF SCHEDULE	RPI	RPI	RPI	RPI
DIV. I ONLY	9- 3	53	8-2	284	178	115	115	21	21	
DIV. I NON-CONF.	6- 3	91	0- 0	274	194	129	129	20	20	

TOTALS	RPI 1-25	RPI 26-50	W-L RECORDS	RPI 51-100	RPI 101-150	RPI 150+				
9- 3	0- 0	1- 1	OVERALL	1- 1	0- 0	7- 1				
4- 0	0- 0	0- 0	HOME	1- 0	0- 0	3- 0				
5- 2	0- 0	1- 1	AWAY	0- 0	0- 0	4- 1				
0- 1	0- 0	0- 0	NEUTRAL	0- 1	0- 0	0- 0				
6- 3	0- 0	0- 1	NON-CONFERENCE	1- 1	0- 0	5- 1				
3- 0	0- 0	0- 0	HOME	1- 0	0- 0	2- 0				
3- 2	0- 0	0- 1	AWAY	0- 0	0- 0	3- 1				
0- 1	0- 0	0- 0	NEUTRAL	0- 1	0- 0	0- 0				
3- 0	0- 0	1- 0	CONFERENCE	0- 0	0- 0	2- 0				
1- 0	0- 0	0- 0	HOME	0- 0	0- 0	1- 0				
2- 0	0- 0	1- 0	AWAY	0- 0	0- 0	1- 0				
0- 0	0- 0	0- 0	NEUTRAL	0- 0	0- 0	0- 0				

RPI 1-25				RPI 26-50				RPI 51-100				RPI 101+				Team's RPI: 115
RPI	S	Opponent	Score	RPI	S	Opponent	Score	RPI	S	Opponent	Score	RPI	S	Opponent	Score	
				43	A	Belmont	77 72	67	N	Old Dominion	73 80	153	A	Xavier	60 70	
				50	A	Arkansas	42 65	79	H	Middle Tenn.	68 64	219	H	SIUE	79 55	
												241	A	Wichita St.	55 45	
												256	H	UNC Asheville	60 53	
												308	A	Tennessee St.	69 59	
												323	H	Western Caro.	77 58	
												324	A	Lipscomb	67 52	
												348	A	Charleston So.	77 55	

LAST 12 Division I GAMES:																
				43	A	Belmont	77 72	219	H	SIUE	79 55					
				308	A	Tennessee St.	69 59	67	N	Old Dominion	73 80					
				324	A	Lipscomb	67 52	348	A	Charleston So.	77 55					
				256	H	UNC Asheville	60 53	323	H	Western Caro.	77 58					
				50	A	Arkansas	42 65	79	H	Middle Tenn.	68 64					
				241	A	Wichita St.	55 45	153	A	Xavier	60 70					

Non-Div I Games: Tenn. Wesleyan 100 58 Cumberland (TN) 88 55

Tennessee Tech

Average RPI Win:	186	WON-LOST	WINNING	LAST 10	STRENGTH OF	OPP. STRENGTH	TEAM	ADJ.	CONF.	ADJ CONF.
Average RPI Loss:	21	RECORD	PCT. RANK	GAMES	SCHEDULE	OF SCHEDULE	RPI	RPI	RPI	RPI
DIV. I ONLY	13- 2	18	8-2	102	120	36	36	3	3	
DIV. I NON-CONF.	10- 2	37	2- 0	144	147	64	64	3	3	

TOTALS	RPI 1-25	RPI 26-50	W-L RECORDS	RPI 51-100	RPI 101-150	RPI 150+				
13- 2	0- 1	0- 1	OVERALL	3- 0	3- 0	7- 0				
7- 2	0- 1	0- 1	HOME	1- 0	2- 0	4- 0				
3- 0	0- 0	0- 0	AWAY	0- 0	0- 0	3- 0				
3- 0	0- 0	0- 0	NEUTRAL	2- 0	1- 0	0- 0				
10- 2	0- 1	0- 1	NON-CONFERENCE	2- 0	2- 0	6- 0				
5- 2	0- 1	0- 1	HOME	0- 0	1- 0	4- 0				
2- 0	0- 0	0- 0	AWAY	0- 0	0- 0	2- 0				
3- 0	0- 0	0- 0	NEUTRAL	2- 0	1- 0	0- 0				
3- 0	0- 0	0- 0	CONFERENCE	1- 0	1- 0	1- 0				
2- 0	0- 0	0- 0	HOME	1- 0	1- 0	0- 0				
1- 0	0- 0	0- 0	AWAY	0- 0	0- 0	1- 0				
0- 0	0- 0	0- 0	NEUTRAL	0- 0	0- 0	0- 0				

RPI	S	Opponent	Score	RPI	S	Opponent	Score	Team's RPI: 36	RPI	S	Opponent	Score	RPI	S	Opponent	Score
12	H	Mississippi St.	49 67	30	H	Tennessee	82 88		70	N	Quinnipiac	56 55	110	N	Fordham	72 54
									72	H	Oklahoma St.	60 51	138	H	Oklahoma	73 63
									73	N	Michigan	69 52	148	H	Duquesne	78 41
													156	A	West Virginia	70 58
													178	A	North Texas	64 54
													231	H	Stetson	65 46
													267	A	UTRGV	81 66
													300	H	UTSA	98 54
													335	H	Northwestern St.	104 66
													340	H	McNeese	96 40
LAST 12 Division I GAMES:																
73	N	Michigan	69 52	110	N	Fordham	72 54		231	H	Stetson	65 46				
138	H	Oklahoma	73 63	30	H	Tennessee	82 88		12	H	Mississippi St.	49 67				
156	A	West Virginia	70 58						300	H	UTSA	98 54				
72	H	Oklahoma St.	60 51						70	N	Quinnipiac	56 55				
335	H	Northwestern St.	104 66													
267	A	UTRGV	81 66													

Non-Div I Games:

Texas

Average RPI Win:	168	WON-LOST	WINNING	LAST 10	STRENGTH OF	OPP. STRENGTH	TEAM	ADJ.	CONF.	ADJ CONF.
Average RPI Loss:	38	RECORD	PCT. RANK	GAMES	SCHEDULE	OF SCHEDULE	RPI	RPI	RPI	RPI
DIV. I ONLY	12- 4	53	8-2	73	96	42	42	6	6	
DIV. I NON-CONF.	11- 2	33	0- 0	89	153	29	29	6	6	

TOTALS	RPI 1-25	RPI 26-50	W-L RECORDS	RPI 51-100	RPI 101-150	RPI 150+				
12- 4	0- 1	1- 2	OVERALL	1- 1	3- 0	7- 0				
7- 2	0- 0	1- 1	HOME	0- 1	2- 0	4- 0				
3- 2	0- 1	0- 1	AWAY	0- 0	1- 0	2- 0				
2- 0	0- 0	0- 0	NEUTRAL	1- 0	0- 0	1- 0				
11- 2	0- 1	1- 0	NON-CONFERENCE	1- 1	3- 0	6- 0				
7- 1	0- 0	1- 0	HOME	0- 1	2- 0	4- 0				
2- 1	0- 1	0- 0	AWAY	0- 0	1- 0	1- 0				
2- 0	0- 0	0- 0	NEUTRAL	1- 0	0- 0	1- 0				
1- 2	0- 0	0- 2	CONFERENCE	0- 0	0- 0	1- 0				
0- 1	0- 0	0- 1	HOME	0- 0	0- 0	0- 0				
1- 1	0- 0	0- 1	AWAY	0- 0	0- 0	1- 0				
0- 0	0- 0	0- 0	NEUTRAL	0- 0	0- 0	0- 0				

RPI 1-25				RPI 26-50				RPI 51-100				RPI 101+			
RPI	S	Opponent	Score	RPI	S	Opponent	Score	RPI	S	Opponent	Score	RPI	S	Opponent	Score
4	A	Syracuse	65 75	37	H	South Carolina	57 60	60	N	Oregon St.	76 70	106	A	Houston	68 52
				46	H	Southern California	71 51	62	H	Lamar University	68 74	117	H	Rice	65 54
				48	A	LSU	52 63					129	H	Arkansas St.	97 56
												163	H	Prairie View	70 57
												164	A	Little Rock	61 40
												179	A	Vanderbilt	50 43
												210	N	UC Riverside	70 63
												239	H	Jacksonville	73 53
												267	H	UTRGV	84 61
												333	H	Central Ark.	84 27

LAST 12 Division I GAMES:															
				48	A	LSU	52 63	179	A	Vanderbilt	50 43				
				37	H	South Carolina	57 60	210	N	UC Riverside	70 63				
				267	H	UTRGV	84 61	333	H	Central Ark.	84 27				
				163	H	Prairie View	70 57	106	A	Houston	68 52				
				46	H	Southern California	71 51	62	H	Lamar University	68 74				
				60	N	Oregon St.	76 70	129	H	Arkansas St.	97 56				

Non-Div I Games:

Texas A&M

Average RPI Win:	307	WON-LOST	WINNING	LAST 10	STRENGTH OF	OPP. STRENGTH	TEAM	ADJ.	CONF.	ADJ CONF.
Average RPI Loss:	145	RECORD	PCT. RANK	GAMES	SCHEDULE	OF SCHEDULE	RPI	RPI	RPI	RPI
DIV. I ONLY	2- 9	309	3-7	201	297	261	261	28	28	
DIV. I NON-CONF.	2- 7	288	0- 0	56	315	185	185	25	25	

TOTALS	RPI 1-25	RPI 26-50	W-L RECORDS	RPI 51-100	RPI 101-150	RPI 150+				
2- 9	0- 1	0- 0	OVERALL	0- 2	0- 2	2- 4				
0- 0	0- 0	0- 0	HOME	0- 0	0- 0	0- 0				
2- 7	0- 1	0- 0	AWAY	0- 2	0- 2	2- 2				
0- 2	0- 0	0- 0	NEUTRAL	0- 0	0- 0	0- 2				
2- 7	0- 1	0- 0	NON-CONFERENCE	0- 2	0- 2	2- 2				
0- 0	0- 0	0- 0	HOME	0- 0	0- 0	0- 0				
2- 5	0- 1	0- 0	AWAY	0- 2	0- 2	2- 0				
0- 2	0- 0	0- 0	NEUTRAL	0- 0	0- 0	0- 2				
0- 2	0- 0	0- 0	CONFERENCE	0- 0	0- 0	0- 2				
0- 0	0- 0	0- 0	HOME	0- 0	0- 0	0- 0				
0- 2	0- 0	0- 0	AWAY	0- 0	0- 0	0- 2				
0- 0	0- 0	0- 0	NEUTRAL	0- 0	0- 0	0- 0				

RPI 1-25				RPI 26-50				RPI 51-100				RPI 101+ Team's RPI: 261			
RPI	S	Opponent	Score	RPI	S	Opponent	Score	RPI	S	Opponent	Score	RPI	S	Opponent	Score
25	A	Michigan St.	45 91					55	A	SFA	55 74	117	A	Rice	71 76
								77	A	Tulane	56 62	141	A	Texas Tech	55 75
												168	N	Abilene Christian	39 81
												176	N	Nicholls St.	57 58
												192	A	Southern U.	61 63
												267	A	UTRGV	69 55
												347	A	Savannah St.	65 41
												351	A	Alcorn	52 53
LAST 12 Division I GAMES:															
351	A	Alcorn	52 53	192	A	Southern U.	61 63								
141	A	Texas Tech	55 75	176	N	Nicholls St.	57 58								
55	A	SFA	55 74	168	N	Abilene Christian	39 81								
267	A	UTRGV	69 55	117	A	Rice	71 76								
25	A	Michigan St.	45 91	77	A	Tulane	56 62								
347	A	Savannah St.	65 41												

Non-Div I Games: Huston-Tillotson 72 36 Paul Quinn 83 54

Texas Southern

Average RPI Win:	238	WON-LOST	WINNING	LAST 10	STRENGTH OF	OPP. STRENGTH	TEAM	ADJ.	CONF.	ADJ CONF.
Average RPI Loss:	81	RECORD	PCT. RANK	GAMES	SCHEDULE	OF SCHEDULE	RPI	RPI	RPI	RPI
DIV. I ONLY	6- 7	188	6-4	79	180	123	123	15	15	
DIV. I NON-CONF.	3- 7	256	0- 1	52	165	163	163	17	17	

TOTALS	RPI 1-25	RPI 26-50	W-L RECORDS	RPI 51-100	RPI 101-150	RPI 150+				
6- 7	0- 0	0- 2	OVERALL	0- 3	0- 1	6- 1				
2- 2	0- 0	0- 0	HOME	0- 0	0- 1	2- 1				
4- 4	0- 0	0- 1	AWAY	0- 3	0- 0	4- 0				
0- 1	0- 0	0- 1	NEUTRAL	0- 0	0- 0	0- 0				
3- 7	0- 0	0- 2	NON-CONFERENCE	0- 3	0- 1	3- 1				
1- 2	0- 0	0- 0	HOME	0- 0	0- 1	1- 1				
2- 4	0- 0	0- 1	AWAY	0- 3	0- 0	2- 0				
0- 1	0- 0	0- 1	NEUTRAL	0- 0	0- 0	0- 0				
3- 0	0- 0	0- 0	CONFERENCE	0- 0	0- 0	3- 0				
1- 0	0- 0	0- 0	HOME	0- 0	0- 0	1- 0				
2- 0	0- 0	0- 0	AWAY	0- 0	0- 0	2- 0				
0- 0	0- 0	0- 0	NEUTRAL	0- 0	0- 0	0- 0				

RPI 1-25				RPI 26-50				RPI 51-100				RPI 101+ Team's RPI: 123			
RPI	S	Opponent	Score	RPI	S	Opponent	Score	RPI	S	Opponent	Score	RPI	S	Opponent	Score
				27	A	Missouri	50 69	53	A	New Mexico	51 82	135	H	Montana St.	59 67
				39	N	Saint Mary's (CA)	62 89	72	A	Oklahoma St.	55 66	162	H	Oral Roberts	64 81
								77	A	Tulane	61 67	176	H	Nicholls St.	72 67
												191	A	Georgia St.	69 60
												201	H	Coastal Caro.	73 58
												264	A	Ga. Southern	64 52
												295	A	A&M-Corpus Christi	60 53
												300	A	UTSA	68 60

LAST 12 Division I GAMES:															
				176	H	Nicholls St.	72 67	77	A	Tulane	61 67				
				201	H	Coastal Caro.	73 58	135	H	Montana St.	59 67				
				191	A	Georgia St.	69 60	72	A	Oklahoma St.	55 66				
				264	A	Ga. Southern	64 52	295	A	A&M-Corpus Christi	60 53				
				39	N	Saint Mary's (CA)	62 89	162	H	Oral Roberts	64 81				
				27	A	Missouri	50 69	300	A	UTSA	68 60				

Non-Div I Games: UNKNOWN 92 39 Tex. A&M Int'l 89 25

Texas St.

Average RPI	Win:	203	WON-LOST	WINNING	LAST 10	STRENGTH OF	OPP. STRENGTH	TEAM	ADJ.	CONF.	ADJ CONF.
Average RPI	Loss:	116	RECORD	PCT. RANK	GAMES	SCHEDULE	OF SCHEDULE	RPI	RPI	RPI	RPI
DIV. I ONLY		10- 4	68	7-3	218	134	141	141	3	3	
DIV. I NON-CONF.		9- 2	43	0- 0	291	212	146	146	3	3	

TOTALS	RPI 1-25		RPI 26-50		W-L RECORDS		RPI 51-100		RPI 101-150		RPI 150+
10- 4	0- 1		0- 0		OVERALL		2- 0		0- 2		8- 1
9- 2	0- 1		0- 0		HOME		2- 0		0- 1		7- 0
1- 2	0- 0		0- 0		AWAY		0- 0		0- 1		1- 1
0- 0	0- 0		0- 0		NEUTRAL		0- 0		0- 0		0- 0
9- 2	0- 0		0- 0		NON-CONFERENCE		1- 0		0- 1		8- 1
8- 1	0- 0		0- 0		HOME		1- 0		0- 1		7- 0
1- 1	0- 0		0- 0		AWAY		0- 0		0- 0		1- 1
0- 0	0- 0		0- 0		NEUTRAL		0- 0		0- 0		0- 0
1- 2	0- 1		0- 0		CONFERENCE		1- 0		0- 1		0- 0
1- 1	0- 1		0- 0		HOME		1- 0		0- 0		0- 0
0- 1	0- 0		0- 0		AWAY		0- 0		0- 1		0- 0
0- 0	0- 0		0- 0		NEUTRAL		0- 0		0- 0		0- 0

RPI	S	Opponent	Score	RPI	S	Opponent	Score	RPI	S	Opponent	Score	RPI	S	Opponent	Score	Team's RPI: 141
6	H	Baylor	56 73					55	H	SFA	77 69	105	H	Idaho	77 88	
								61	H	Kansas	69 66	138	A	Oklahoma	61 66	
												168	H	Abilene Christian	105 54	
												181	H	Jacksonville St.	71 58	
												192	H	Southern U.	76 58	
												215	A	Florida	67 72	
												237	A	Nevada	86 67	
												261	H	Texas Southern	75 55	
												271	H	Houston Baptist	82 76	
												295	H	A&M-Corpus Christi	78 61	
												304	H	La. -Monroe	86 42	
LAST 12 Division I GAMES:																
138	A	Oklahoma	61 66	61	H	Kansas	69 66	6	H	Baylor	56 73	55	H	SFA	77 69	
168	H	Abilene Christian	105 54	6	H	Baylor	56 73	271	H	Houston Baptist	82 76	295	H	A&M-Corpus Christi	78 61	
261	H	Texas Southern	75 55	105	H	Idaho	77 88									
192	H	Southern U.	76 58													
237	A	Nevada	86 67													
215	A	Florida	67 72													

Non-Div I Games:

Texas Tech

Through Games Of Jan. 10, 2019											
Average RPI Win: 224		WON-LOST RECORD		WINNING PCT. RANK		LAST 10 GAMES		STRENGTH OF SCHEDULE		OPP. STRENGTH OF SCHEDULE	
Average RPI Loss: 69										TEAM RPI	
										ADJ. RPI	
										CONF. RPI	
										ADJ CONF. RPI	
DIV. I ONLY		9- 4		79		7-3		176		106	
DIV. I NON-CONF.		8- 3		72		0- 0		206		79	
TOTALS		RPI 1-25		RPI 26-50		W-L RECORDS		RPI 51-100		RPI 101-150	
9- 4		0- 1		1- 0		OVERALL		0- 2		2- 1	
5- 1		0- 1		0- 0		HOME		0- 0		2- 0	
4- 3		0- 0		1- 0		AWAY		0- 2		0- 1	
0- 0		0- 0		0- 0		NEUTRAL		0- 0		0- 0	
8- 3		0- 1		1- 0		NON-CONFERENCE		0- 2		2- 0	
4- 1		0- 1		0- 0		HOME		0- 0		2- 0	
4- 2		0- 0		1- 0		AWAY		0- 2		0- 0	
0- 0		0- 0		0- 0		NEUTRAL		0- 0		0- 0	
1- 1		0- 0		0- 0		CONFERENCE		0- 0		0- 1	
1- 0		0- 0		0- 0		HOME		0- 0		0- 0	
0- 1		0- 0		0- 0		AWAY		0- 0		0- 1	
0- 0		0- 0		0- 0		NEUTRAL		0- 0		0- 0	

RPI 1-25				RPI 26-50				RPI 51-100 Team's RPI: 89				RPI 101+			
RPI	S	Opponent	Score	RPI	S	Opponent	Score	RPI	S	Opponent	Score	RPI	S	Opponent	Score
1	H	Notre Dame	56 72	43	A	Bel mont	78 69	78	A	Dayton	49 70	116	A	Mi ami (OH)	64 65
								81	A	Maine	59 73	136	H	Stony Brook	80 48
												148	H	Duquesne	65 52
												195	H	Ball St.	65 58
												253	A	Cleveland St.	65 60
												294	A	Memphi s	58 48
												301	H	Iona	84 38
												316	A	Val parai so	65 59
												332	H	Detroit Mercy	77 60
LAST 12 Division I GAMES:															
332	H	Detroit Mercy	77 60	116	A	Mi ami (OH)	64 65								
136	H	Stony Brook	80 48	195	H	Ball St.	65 58								
1	H	Notre Dame	56 72	316	A	Val parai so	65 59								
253	A	Cleveland St.	65 60	78	A	Dayton	49 70								
294	A	Memphi s	58 48	148	H	Duquesne	65 52								
43	A	Bel mont	78 69	301	H	Iona	84 38								

Non-Div I Games:

Toledo

Average RPI Win:	247	WON-LOST	WINNING	LAST 10	STRENGTH OF	OPP. STRENGTH	TEAM	ADJ.	CONF.	ADJ CONF.
Average RPI Loss:	134	RECORD	PCT. RANK	GAMES	SCHEDULE	OF SCHEDULE	RPI	RPI	RPI	RPI
DIV. I ONLY	8- 5	108	6-4	251	154	119	119	12	12	
DIV. I NON-CONF.	6- 5	143	0- 0	275	154	162	162	14	14	

TOTALS	RPI 1-25	RPI 26-50	W-L RECORDS	RPI 51-100	RPI 101-150	RPI 150+				
8- 5	0- 1	0- 0	OVERALL	0- 0	0- 1	8- 3				
3- 0	0- 0	0- 0	HOME	0- 0	0- 0	3- 0				
5- 5	0- 1	0- 0	AWAY	0- 0	0- 1	5- 3				
0- 0	0- 0	0- 0	NEUTRAL	0- 0	0- 0	0- 0				
6- 5	0- 1	0- 0	NON-CONFERENCE	0- 0	0- 1	6- 3				
3- 0	0- 0	0- 0	HOME	0- 0	0- 0	3- 0				
3- 5	0- 1	0- 0	AWAY	0- 0	0- 1	3- 3				
0- 0	0- 0	0- 0	NEUTRAL	0- 0	0- 0	0- 0				
2- 0	0- 0	0- 0	CONFERENCE	0- 0	0- 0	2- 0				
0- 0	0- 0	0- 0	HOME	0- 0	0- 0	0- 0				
2- 0	0- 0	0- 0	AWAY	0- 0	0- 0	2- 0				
0- 0	0- 0	0- 0	NEUTRAL	0- 0	0- 0	0- 0				

RPI	S	Opponent	Score	RPI	S	Opponent	Score	RPI	S	Opponent	Score	RPI	S	Opponent	Score	Team's RPI: 119
4	A	Syracuse	55 98									107	A	Wake Forest	53 60	
												156	A	West Virginia	43 90	
												170	A	Drexel	55 54	
												188	H	Massachusetts	78 53	
												198	A	George Washington	63 76	
												205	A	Mt. St. Mary's	78 87	
												207	A	Delaware	56 48	
												257	H	La Salle	92 68	
												259	A	Marshall	76 69	
												287	A	Saint Joseph's	73 52	
												288	A	UMBC	71 62	
												317	H	Loyola Maryland	62 57	

LAST 12 Division I GAMES:																
259	A	Marshall	76 69	207	A	Delaware	56 48									
156	A	West Virginia	43 90	170	A	Drexel	55 54									
287	A	Saint Joseph's	73 52	205	A	Mt. St. Mary's	78 87									
317	H	Loyola Maryland	62 57	288	A	UMBC	71 62									
4	A	Syracuse	55 98	257	H	La Salle	92 68									
198	A	George Washington	63 76	188	H	Massachusetts	78 53									

Non-Div I Games:

Towson

Average RPI Win:	217	WON-LOST	WINNING	LAST 10	STRENGTH OF	OPP. STRENGTH	TEAM	ADJ.	CONF.	ADJ CONF.
Average RPI Loss:	51	RECORD	PCT. RANK	GAMES	SCHEDULE	OF SCHEDULE	RPI	RPI	RPI	RPI
DIV. I ONLY	11- 2	27	9-1	311	62	99	99	15	15	
DIV. I NON-CONF.	8- 2	51	0- 0	328	71	142	142	17	17	

TOTALS	RPI 1-25	RPI 26-50	W-L RECORDS	RPI 51-100	RPI 101-150	RPI 150+				
11- 2	0- 1	0- 0	OVERALL	0- 1	1- 0	10- 0				
4- 1	0- 0	0- 0	HOME	0- 1	0- 0	4- 0				
5- 1	0- 1	0- 0	AWAY	0- 0	1- 0	4- 0				
2- 0	0- 0	0- 0	NEUTRAL	0- 0	0- 0	2- 0				
8- 2	0- 1	0- 0	NON-CONFERENCE	0- 1	0- 0	8- 0				
3- 1	0- 0	0- 0	HOME	0- 1	0- 0	3- 0				
3- 1	0- 1	0- 0	AWAY	0- 0	0- 0	3- 0				
2- 0	0- 0	0- 0	NEUTRAL	0- 0	0- 0	2- 0				
3- 0	0- 0	0- 0	CONFERENCE	0- 0	1- 0	2- 0				
1- 0	0- 0	0- 0	HOME	0- 0	0- 0	1- 0				
2- 0	0- 0	0- 0	AWAY	0- 0	1- 0	1- 0				
0- 0	0- 0	0- 0	NEUTRAL	0- 0	0- 0	0- 0				

RPI	S	Opponent	Score	RPI	S	Opponent	Score	RPI	S	Opponent	Score	RPI	S	Opponent	Score
23	A	Florida St.	67 103					79	H	Middle Tenn.	64 67	139	A	Appalachian St.	83 72
												164	H	Little Rock	71 66
												181	A	Jacksonville St.	89 63
												201	A	Coastal Caro.	82 81
												204	N	Sam Houston St.	84 79
												208	H	Samford	72 52
												222	A	Ole Miss	71 54
												233	H	Alabama St.	116 46
												255	N	Mississippi Val.	75 54
												270	A	ETSU	84 66
												308	H	Tennessee St.	92 67

Team's RPI: 99															
LAST 12 Division I GAMES:															
201	A	Coastal Caro.	82 81	164	H	Little Rock	71 66	139	A	Appalachian St.	83 72	204	N	Sam Houston St.	84 79
181	A	Jacksonville St.	89 63	270	A	ETSU	84 66	308	H	Tennessee St.	92 67	208	H	Samford	72 52
222	A	Ole Miss	71 54												
79	H	Middle Tenn.	64 67												
233	H	Alabama St.	116 46												
255	N	Mississippi Val.	75 54												

Non-Div I Games: Talladega 91 70

Troy

T
u
l
a
n
e

Tulane				Through Games Of Jan. 10, 2019							
Average RPI	Win:	190	WON-LOST	WINNING	LAST 10	STRENGTH OF	OPP. STRENGTH	TEAM	ADJ.	CONF.	ADJ CONF.
Average RPI	Loss:	69	RECORD	PCT. RANK	GAMES	SCHEDULE	OF SCHEDULE	RPI	RPI	RPI	RPI
DIV. I ONLY			12- 3	36	8-2	179	67	77	77	9	9
DIV. I NON-CONF.			10- 3	60	1- 0	185	43	78	78	9	9

TOTALS		RPI 1-25		RPI 26-50	W-L RECORDS	RPI 51-100		RPI 101-150		RPI 150+	
12- 3		1- 1		1- 0	OVERALL	0- 1		2- 1		8- 0	
7- 1		0- 0		0- 0	HOME	0- 1		2- 0		5- 0	
2- 1		0- 0		1- 0	AWAY	0- 0		0- 1		1- 0	
3- 1		1- 1		0- 0	NEUTRAL	0- 0		0- 0		2- 0	
10- 3		1- 1		1- 0	NON-CONFERENCE	0- 1		2- 1		6- 0	
6- 1		0- 0		0- 0	HOME	0- 1		2- 0		4- 0	
1- 1		0- 0		1- 0	AWAY	0- 0		0- 1		0- 0	
3- 1		1- 1		0- 0	NEUTRAL	0- 0		0- 0		2- 0	
2- 0		0- 0		0- 0	CONFERENCE	0- 0		0- 0		2- 0	
1- 0		0- 0		0- 0	HOME	0- 0		0- 0		1- 0	
1- 0		0- 0		0- 0	AWAY	0- 0		0- 0		1- 0	
0- 0		0- 0		0- 0	NEUTRAL	0- 0		0- 0		0- 0	

RPI 1-25				RPI 26-50				RPI 51-100				Team's RPI: 77				RPI 101+			
RPI	S	Opponent	Score	RPI	S	Opponent	Score	RPI	S	Opponent	Score		RPI	S	Opponent	Score			
21	N	Central Mich.	68 57	48	A	LSU	56 54	67	H	Old Domini on	48 56		114	H	Washi ngton	63 51			
22	N	Cal i forni a	57 65										118	A	Al abama	58 69			
													123	H	Texas St.	67 61			
													176	H	Nichol l s St.	71 46			
													180	H	East Carolina	68 57			
													240	H	Southern Miss.	71 54			
													252	A	Temple	66 57			
													253	N	Cleavel and St.	81 72			
													261	H	Texas Southern	62 56			
													281	H	Fla. Atlantic	88 45			
													330	N	Flori da A&M	78 34			
LAST 12 Division I GAMES:																			
180	H	East Carolina	68 57	123	H	Texas St.	67 61	252	A	Temple	66 57	240	H	Southern Miss.	71 54				
330	N	Flori da A&M	78 34	281	H	Fla. Atlantic	88 45	253	N	Cleavel and St.	81 72	22	N	Cal i forni a	57 65				
21	N	Central Mich.	68 57																
67	H	Old Domini on	48 56																
118	A	Al abama	58 69																
176	H	Nichol l s St.	71 46																

T
u
l
a
n
e

Non-Div I Games:

Tulane

T
u
l
s
a

Tul sa			Through Games Of Jan. 10, 2019								
Average RPI	Win:	211	WON-LOST	WINNING	LAST 10	STRENGTH OF	OPP. STRENGTH	TEAM	ADJ.	CONF.	ADJ CONF.
Average RPI	Loss:	86	RECORD	PCT. RANK	GAMES	SCHEDULE	OF SCHEDULE	RPI	RPI	RPI	RPI
DIV. I ONLY			8- 7	157	5-5	129	75	146	146	9	9
DIV. I NON-CONF.			6- 7	172	0- 1	119	52	151	151	9	9

TOTALS		RPI 1-25		RPI 26-50		W-L RECORDS		RPI 51-100	RPI 101-150		RPI 150+
8- 7		0- 1		0- 2		OVERALL		0- 1	1- 2		7- 1
6- 2		0- 0		0- 1		HOME		0- 0	0- 0		6- 1
1- 5		0- 1		0- 1		AWAY		0- 1	0- 2		1- 0
1- 0		0- 0		0- 0		NEUTRAL		0- 0	1- 0		0- 0
6- 7		0- 1		0- 2		NON-CONFERENCE		0- 1	1- 2		5- 1
4- 2		0- 0		0- 1		HOME		0- 0	0- 0		4- 1
1- 5		0- 1		0- 1		AWAY		0- 1	0- 2		1- 0
1- 0		0- 0		0- 0		NEUTRAL		0- 0	1- 0		0- 0
2- 0		0- 0		0- 0		CONFERENCE		0- 0	0- 0		2- 0
2- 0		0- 0		0- 0		HOME		0- 0	0- 0		2- 0
0- 0		0- 0		0- 0		AWAY		0- 0	0- 0		0- 0
0- 0		0- 0		0- 0		NEUTRAL		0- 0	0- 0		0- 0

RPI 1-25				RPI 26-50				RPI 51-100				RPI 101+ Team's RPI: 146			
RPI	S	Opponent	Score	RPI	S	Opponent	Score	RPI	S	Opponent	Score	RPI	S	Opponent	Score
13	A	Ari zona St.	52 70	43	A	Bel mont	53 78	55	A	SFA	34 76	118	N	Al abama	80 73
				50	H	Arkansas	59 61					129	A	Arkansas St.	60 73
												149	A	Ameri can	52 68
												162	A	Oral Roberts	76 68
												164	H	Li ttle Rock	53 63
												168	H	Abi lene Christian	75 63
												195	H	Saint Loui s	86 75
												231	H	Stetson	55 54
												241	H	Wi chi ta St.	63 49
												279	H	UTEP	66 45
												294	H	Memphi s	46 39

LAST 12 Di vi si on I GAMES:															
241	H	Wi chi ta St.	63 49	13	A	Ari zona St.	52 70	294	H	Memphi s	46 39	168	H	Abi lene Christian	75 63
279	H	UTEP	66 45	50	H	Arkansas	59 61	55	A	SFA	34 76	195	H	Saint Loui s	86 75
164	H	Li ttle Rock	53 63	129	A	Arkansas St.	60 73	162	A	Oral Roberts	76 68				
118	N	Al abama	80 73												

Non-Di v I Games:

Tul sa

T
u
l
s
a

Average RPI	Win:	251	WON-LOST	WINNING	LAST 10	STRENGTH OF	OPP. STRENGTH	TEAM	ADJ.	CONF.	ADJ CONF.
Average RPI	Loss:	91	RECORD	PCT. RANK	GAMES	SCHEDULE	OF SCHEDULE	RPI	RPI	RPI	RPI
DIV. I ONLY		13- 2		18	9-1	348	107	173	173	17	17
DIV. I NON-CONF.		11- 1		13	0- 1	343	106	145	145	19	19

TOTALS	RPI 1-25		RPI 26-50		W-L RECORDS	RPI 51-100		RPI 101-150		RPI 150+	
13- 2	0- 0		0- 1		OVERALL	1- 0		2- 0		10- 1	
5- 1	0- 0		0- 0		HOME	0- 0		1- 0		4- 1	
6- 0	0- 0		0- 0		AWAY	1- 0		0- 0		5- 0	
2- 1	0- 0		0- 1		NEUTRAL	0- 0		1- 0		1- 0	
11- 1	0- 0		0- 1		NON-CONFERENCE	1- 0		2- 0		8- 0	
5- 0	0- 0		0- 0		HOME	0- 0		1- 0		4- 0	
4- 0	0- 0		0- 0		AWAY	1- 0		0- 0		3- 0	
2- 1	0- 0		0- 1		NEUTRAL	0- 0		1- 0		1- 0	
2- 1	0- 0		0- 0		CONFERENCE	0- 0		0- 0		2- 1	
0- 1	0- 0		0- 0		HOME	0- 0		0- 0		0- 1	
2- 0	0- 0		0- 0		AWAY	0- 0		0- 0		2- 0	
0- 0	0- 0		0- 0		NEUTRAL	0- 0		0- 0		0- 0	

RPI 1-25				RPI 26-50				RPI 51-100				RPI 101+				Team's RPI: 173
RPI	S	Opponent	Score	RPI	S	Opponent	Score	RPI	S	Opponent	Score	RPI	S	Opponent	Score	
				30	N	Tennessee	69 73	94	A	FGCU	62 60	138	N	Oklahoma	89 84	
												139	H	Appalachian St.	80 61	
												151	H	Louisiana Tech	68 73	
												208	A	Samford	66 41	
												233	A	Alabama St.	62 47	
												262	H	Alabama A&M	82 47	
												263	N	Coppin St.	86 61	
												281	A	Fla. Atlantic	89 64	
												294	H	Memphis	85 54	
												318	A	FIU	83 59	
												338	A	Chicago St.	90 45	
												340	H	McNeese	91 48	
												351	H	Alcorn	80 53	
LAST 12 Division I GAMES:																
318	A	FIU	83 59	30	N	Tennessee	69 73	151	H	Louisiana Tech	68 73	208	A	Samford	66 41	
281	A	Fla. Atlantic	89 64					262	H	Alabama A&M	82 47	351	H	Alcorn	80 53	
94	A	FGCU	62 60													
263	N	Coppin St.	86 61													
233	A	Alabama St.	62 47													
340	H	McNeese	91 48													

Non-Div I Games: Ala.-Huntsville 83 58

UAB

UC Davis

UC Davis				Through Games Of Jan. 10, 2019							
Average RPI	Win:	204	WON-LOST	WINNING	LAST 10	STRENGTH OF	OPP. STRENGTH	TEAM	ADJ.	CONF.	ADJ CONF.
Average RPI	Loss:	84	RECORD	PCT. RANK	GAMES	SCHEDULE	OF SCHEDULE	RPI	RPI	RPI	RPI
DIV. I ONLY			8- 5	108	8-2	196	50	101	101	20	20
DIV. I NON-CONF.			7- 5	132	0- 1	180	41	105	105	21	21

TOTALS		RPI 1-25	RPI 26-50		W-L RECORDS		RPI 51-100	RPI 101-150		RPI 150+	
8- 5		0- 1	1- 0		OVERALL		1- 2	0- 2		6- 0	
3- 1		0- 0	1- 0		HOME		0- 1	0- 0		2- 0	
4- 4		0- 1	0- 0		AWAY		1- 1	0- 2		3- 0	
1- 0		0- 0	0- 0		NEUTRAL		0- 0	0- 0		1- 0	
7- 5		0- 1	1- 0		NON-CONFERENCE		1- 2	0- 2		5- 0	
3- 1		0- 0	1- 0		HOME		0- 1	0- 0		2- 0	
3- 4		0- 1	0- 0		AWAY		1- 1	0- 2		2- 0	
1- 0		0- 0	0- 0		NEUTRAL		0- 0	0- 0		1- 0	
1- 0		0- 0	0- 0		CONFERENCE		0- 0	0- 0		1- 0	
0- 0		0- 0	0- 0		HOME		0- 0	0- 0		0- 0	
1- 0		0- 0	0- 0		AWAY		0- 0	0- 0		1- 0	
0- 0		0- 0	0- 0		NEUTRAL		0- 0	0- 0		0- 0	

RPI 1-25				RPI 26-50				RPI 51-100				RPI 101+ Team's RPI: 101			
RPI	S	Opponent	Score	RPI	S	Opponent	Score	RPI	S	Opponent	Score	RPI	S	Opponent	Score
3	A	Stanford	43 71	39	H	Saint Mary's (CA)	76 74	71	H	Paci fi c	80 83	124	A	Montana	56 62
								97	A	Loyol a Marymount	53 60	127	A	Portland St.	50 65
								98	A	Washington St.	75 62	210	A	UC Ri versi de	67 59
												225	H	Southern Utah	68 45
												237	N	Nevada	84 68
												243	A	San Francisco	70 68
												244	A	Sacramento St.	109 60
												334	H	Seattle U	76 59

LAST 12 Divi sion I GAMES:															
				39	H	Saint Mary's (CA)	76 74	124	A	Montana	56 62				
				243	A	San Francisco	70 68	210	A	UC Ri versi de	67 59				
				334	H	Seattle U	76 59	225	H	Southern Utah	68 45				
				244	A	Sacramento St.	109 60	98	A	Washington St.	75 62				
				237	N	Nevada	84 68	127	A	Portland St.	50 65				
				97	A	Loyol a Marymount	53 60	71	H	Paci fi c	80 83				

Non-Di v I Games: Domi ni can (CA) 92 42

UC Davis

Average RPI Win: 244
Average RPI Loss: 107

DIV. I ONLY	10- 2	28	8-2	333	161	147	147	20	20
DIV. I NON-CONF.	9- 2	43	0- 0	319	149	131	131	21	21
TOTALS	RPI 1-25	RPI 26-50	W-L RECORDS	RPI 51-100	RPI 101-150	RPI 150+			
10- 2	0- 1	0- 0	OVERALL	0- 0	2- 0	8- 1			
4- 1	0- 0	0- 0	HOME	0- 0	0- 0	4- 1			
4- 1	0- 1	0- 0	AWAY	0- 0	1- 0	3- 0			
2- 0	0- 0	0- 0	NEUTRAL	0- 0	1- 0	1- 0			
9- 2	0- 1	0- 0	NON-CONFERENCE	0- 0	2- 0	7- 1			
4- 1	0- 0	0- 0	HOME	0- 0	0- 0	4- 1			
3- 1	0- 1	0- 0	AWAY	0- 0	1- 0	2- 0			
2- 0	0- 0	0- 0	NEUTRAL	0- 0	1- 0	1- 0			
1- 0	0- 0	0- 0	CONFERENCE	0- 0	0- 0	1- 0			
0- 0	0- 0	0- 0	HOME	0- 0	0- 0	0- 0			
1- 0	0- 0	0- 0	AWAY	0- 0	0- 0	1- 0			
0- 0	0- 0	0- 0	NEUTRAL	0- 0	0- 0	0- 0			

RPI 1-25				RPI 26-50				RPI 51-100				RPI 101+ Team' s RPI: 147			
RPI	S	Opponent	Score	RPI	S	Opponent	Score	RPI	S	Opponent	Score	RPI	S	Opponent	Score
8	A	Oregon	69 115									127	A	Portland St.	73 68
												137	N	Indiana St.	77 61
												160	A	Portland	84 69
												206	H	San Diego St.	70 78
												225	H	Southern Utah	75 58
												228	H	UNLV	57 55
												284	H	CSU Bakersfi el d	85 78
												286	A	Cal Poly	75 59
												312	A	San Jose St.	74 66
												334	H	Seattle U	65 60
												350	N	LIU Brookl yn	84 71
LAST 12 Division I GAMES:															
8	A	Oregon	69 115	286	A	Cal Poly	75 59								
127	A	Portland St.	73 68	334	H	Seattle U	65 60								
160	A	Portland	84 69	137	N	Indiana St.	77 61								
206	H	San Diego St.	70 78	350	N	LIU Brookl yn	84 71								
312	A	San Jose St.	74 66	225	H	Southern Utah	75 58								
284	H	CSU Bakersfi el d	85 78	228	H	UNLV	57 55								

UC Irvine

Average RPI Win:	239	WON-LOST	WINNING	LAST 10	STRENGTH OF	OPP. STRENGTH	TEAM	ADJ.	CONF.	ADJ CONF.
Average RPI Loss:	125	RECORD	PCT. RANK	GAMES	SCHEDULE	OF SCHEDULE	RPI	RPI	RPI	RPI
DIV. I ONLY	6- 10	239	4-6	205	133	210	210	20	20	
DIV. I NON-CONF.	6- 8	199	1- 0	181	131	189	189	21	21	

TOTALS	RPI 1-25	RPI 26-50	W-L RECORDS	RPI 51-100	RPI 101-150	RPI 150+				
6- 10	0- 1	0- 3	OVERALL	0- 1	0- 1	6- 4				
3- 2	0- 0	0- 0	HOME	0- 0	0- 1	3- 1				
2- 5	0- 0	0- 2	AWAY	0- 1	0- 0	2- 2				
1- 3	0- 1	0- 1	NEUTRAL	0- 0	0- 0	1- 1				
6- 8	0- 1	0- 3	NON-CONFERENCE	0- 1	0- 0	6- 3				
3- 0	0- 0	0- 0	HOME	0- 0	0- 0	3- 0				
2- 5	0- 0	0- 2	AWAY	0- 1	0- 0	2- 2				
1- 3	0- 1	0- 1	NEUTRAL	0- 0	0- 0	1- 1				
0- 2	0- 0	0- 0	CONFERENCE	0- 0	0- 1	0- 1				
0- 2	0- 0	0- 0	HOME	0- 0	0- 1	0- 1				
0- 0	0- 0	0- 0	AWAY	0- 0	0- 0	0- 0				
0- 0	0- 0	0- 0	NEUTRAL	0- 0	0- 0	0- 0				

RPI 1-25				RPI 26-50				RPI 51-100				RPI 101+				Team's RPI: 210
RPI	S	Opponent	Score	RPI	S	Opponent	Score	RPI	S	Opponent	Score	RPI	S	Opponent	Score	
8	N	Oregon	44 94	32	A	BYU	70 72	72	A	Oklahoma St.	51 76	101	H	UC Davis	59 67	
				42	N	Texas A&M	63 70					187	N	Milwaukee	54 56	
				46	A	Southern California	55 73					189	H	New Mexico St.	65 64	
												197	N	Eastern Wash.	57 45	
												201	H	Coastal Caro.	62 43	
												211	H	Long Beach St.	45 63	
												225	H	Southern Utah	56 50	
												266	A	Utah Valley	53 56	
												284	A	CSU Bakersfield	79 67	
												285	A	California Baptist	57 65	
												339	A	Weber St.	71 39	

LAST 12 Division I GAMES:																
				101	H	UC Davis	59 67	225	H	Southern Utah	56 50					
				284	A	CSU Bakersfield	79 67	211	H	Long Beach St.	45 63					
				189	H	New Mexico St.	65 64	42	N	Texas A&M	63 70					
				266	A	Utah Valley	53 56	285	A	California Baptist	57 65					
				339	A	Weber St.	71 39	187	N	Milwaukee	54 56					
				197	N	Eastern Wash.	57 45	8	N	Oregon	44 94					

Non-Div I Games:

UC Riverside

UC Santa Barbara			Through Games Of Jan. 10, 2019								
Average RPI	Win:	251	WON-LOST	WINNING	LAST 10	STRENGTH OF	OPP. STRENGTH	TEAM	ADJ.	CONF.	ADJ CONF.
Average RPI	Loss:	153	RECORD	PCT. RANK	GAMES	SCHEDULE	OF SCHEDULE	RPI	RPI	RPI	RPI
DIV. I ONLY			3- 11	296	3-7	241	162	291	291	20	20
DIV. I NON-CONF.			3- 10	278	1- 0	239	162	287	287	21	21

TOTALS		RPI 1-25	RPI 26-50		W-L RECORDS		RPI 51-100	RPI 101-150	RPI 150+		
3- 11		0- 1	0- 2		OVERALL		0- 2	0- 0	3- 6		
1- 5		0- 0	0- 1		HOME		0- 1	0- 0	1- 3		
1- 6		0- 1	0- 1		AWAY		0- 1	0- 0	1- 3		
1- 0		0- 0	0- 0		NEUTRAL		0- 0	0- 0	1- 0		
3- 10		0- 1	0- 2		NON-CONFERENCE		0- 2	0- 0	3- 5		
1- 5		0- 0	0- 1		HOME		0- 1	0- 0	1- 3		
1- 5		0- 1	0- 1		AWAY		0- 1	0- 0	1- 2		
1- 0		0- 0	0- 0		NEUTRAL		0- 0	0- 0	1- 0		
0- 1		0- 0	0- 0		CONFERENCE		0- 0	0- 0	0- 1		
0- 0		0- 0	0- 0		HOME		0- 0	0- 0	0- 0		
0- 1		0- 0	0- 0		AWAY		0- 0	0- 0	0- 1		
0- 0		0- 0	0- 0		NEUTRAL		0- 0	0- 0	0- 0		

RPI 1-25				RPI 26-50				RPI 51-100				RPI 101+ Team's RPI: 291			
RPI	S	Opponent	Score	RPI	S	Opponent	Score	RPI	S	Opponent	Score	RPI	S	Opponent	Score
22	A	Cal i forn i a	45 69	39	H	Saint Mary's (CA)	55 80	71	A	Paci fi c	53 69	157	A	CSUN	65 73
				46	A	Southern Cal i forn i a	39 82	97	H	Loyol a Marymount	57 70	189	H	New Mexico St.	73 81
												206	A	San Diego St.	63 58
												223	N	Dartmouth	62 56
												228	A	UNLV	51 69
												266	A	Utah Valley	54 63
												284	H	CSU Bakersfi el d	48 56
												285	H	Cal i forn i a Bapti st	64 76
												325	H	Grand Canyon	66 55

LAST 12 Divi s i on I GAMES:															
189	H	New Mexico St.	73 81	223	N	Dartmouth	62 56								
206	A	San Diego St.	63 58	157	A	CSUN	65 73								
285	H	Cal i forn i a Bapti st	64 76	39	H	Saint Mary's (CA)	55 80								
22	A	Cal i forn i a	45 69	228	A	UNLV	51 69								
71	A	Paci fi c	53 69	97	H	Loyol a Marymount	57 70								
325	H	Grand Canyon	66 55	46	A	Southern Cal i forn i a	39 82								

Non-Di v I Games:

Average RPI Win:	163	WON-LOST	WINNING	LAST 10	STRENGTH OF	OPP. STRENGTH	TEAM	ADJ.	CONF.	ADJ CONF.
Average RPI Loss:	13	RECORD	PCT. RANK	GAMES	SCHEDULE	OF SCHEDULE	RPI	RPI	RPI	RPI
DIV. I ONLY	13- 2	18	9-1	126	27	24	24	9	9	
DIV. I NON-CONF.	11- 2	33	0- 0	127	11	19	19	9	9	

TOTALS	RPI 1-25	RPI 26-50	W-L RECORDS	RPI 51-100	RPI 101-150	RPI 150+				
13- 2	0- 2	1- 0	OVERALL	3- 0	3- 0	6- 0				
4- 0	0- 0	1- 0	HOME	1- 0	1- 0	1- 0				
8- 1	0- 1	0- 0	AWAY	2- 0	2- 0	4- 0				
1- 1	0- 1	0- 0	NEUTRAL	0- 0	0- 0	1- 0				
11- 2	0- 2	1- 0	NON-CONFERENCE	3- 0	2- 0	5- 0				
4- 0	0- 0	1- 0	HOME	1- 0	1- 0	1- 0				
6- 1	0- 1	0- 0	AWAY	2- 0	1- 0	3- 0				
1- 1	0- 1	0- 0	NEUTRAL	0- 0	0- 0	1- 0				
2- 0	0- 0	0- 0	CONFERENCE	0- 0	1- 0	1- 0				
0- 0	0- 0	0- 0	HOME	0- 0	0- 0	0- 0				
2- 0	0- 0	0- 0	AWAY	0- 0	1- 0	1- 0				
0- 0	0- 0	0- 0	NEUTRAL	0- 0	0- 0	0- 0				

RPI	S	Opponent	Score	RPI	S	Opponent	Score	RPI	S	Opponent	Score	RPI	S	Opponent	Score
4	N	Syracuse	52 57	33	H	Villanova	71 56	70	A	Quinnipiac	47 45	120	H	Chattanooga	75 37
21	A	Central Mich.	68 75					71	H	Pacific	64 57	141	A	South Fla.	62 49
								76	A	Pittsburgh	61 58	148	A	Duquesne	71 63
												183	A	Mercer	76 42
												207	A	Delaware	71 60
												231	A	Stetson	78 55
												272	N	Liberty	53 45
												277	H	Richmond	70 48
												294	A	Memphis	68 55
LAST 12 Division I GAMES:															
70	A	Quinnipiac	47 45	141	A	South Fla.	62 49	294	A	Memphis	68 55	120	H	Chattanooga	75 37
4	N	Syracuse	52 57	294	A	Memphis	68 55	120	H	Chattanooga	75 37	33	H	Villanova	71 56
272	N	Liberty	53 45	120	H	Chattanooga	75 37	33	H	Villanova	71 56	277	H	Richmond	70 48
71	H	Pacific	64 57	33	H	Villanova	71 56	277	H	Richmond	70 48	21	A	Central Mich.	68 75
148	A	Duquesne	71 63	277	H	Richmond	70 48	21	A	Central Mich.	68 75				
207	A	Delaware	71 60	21	A	Central Mich.	68 75								

Non-Div I Games:

UCF

Average RPI Win:	131	WON-LOST	WINNING	LAST 10	STRENGTH OF	OPP. STRENGTH	TEAM	ADJ.	CONF.	ADJ CONF.
Average RPI Loss:	53	RECORD	PCT. RANK	GAMES	SCHEDULE	OF SCHEDULE	RPI	RPI	RPI	RPI
DIV. I ONLY	9- 6	115	6-4	6	70	28	28	2	2	
DIV. I NON-CONF.	7- 5	132	0- 0	25	132	71	71	2	2	

TOTALS	RPI 1-25	RPI 26-50	W-L RECORDS	RPI 51-100	RPI 101-150	RPI 150+				
9- 6	1- 3	1- 1	OVERALL	2- 1	3- 1	2- 0				
6- 1	0- 1	0- 0	HOME	2- 0	3- 0	1- 0				
3- 2	1- 1	1- 0	AWAY	0- 1	0- 0	1- 0				
0- 3	0- 1	0- 1	NEUTRAL	0- 0	0- 1	0- 0				
7- 5	0- 2	0- 1	NON-CONFERENCE	2- 1	3- 1	2- 0				
6- 1	0- 1	0- 0	HOME	2- 0	3- 0	1- 0				
1- 1	0- 0	0- 0	AWAY	0- 1	0- 0	1- 0				
0- 3	0- 1	0- 1	NEUTRAL	0- 0	0- 1	0- 0				
2- 1	1- 1	1- 0	CONFERENCE	0- 0	0- 0	0- 0				
0- 0	0- 0	0- 0	HOME	0- 0	0- 0	0- 0				
2- 1	1- 1	1- 0	AWAY	0- 0	0- 0	0- 0				
0- 0	0- 0	0- 0	NEUTRAL	0- 0	0- 0	0- 0				

RPI 1-25				RPI 26-50				RPI 51-100				RPI 101+			
RPI	S	Opponent	Score	RPI	S	Opponent	Score	RPI	S	Opponent	Score	RPI	S	Opponent	Score
3	A	Stanford	80 86	41	N	North Carolina	49 83	72	H	Oklahoma St.	71 59	103	H	Seton Hall	78 62
15	H	Indiana	65 67	46	A	Southern California	72 65	97	A	Loyola Marymount	63 69	104	H	Georgia	80 69
19	N	Kentucky	74 75					100	H	Fresno St.	89 80	117	H	Rice	59 50
22	A	California	84 79									141	N	South Fla.	56 60
												286	H	Cal Poly	81 35
												328	A	UIC	78 47

LAST 12 Division I GAMES:															
46	A	Southern California	72 65	3	A	Stanford	80 86	22	A	California	84 79	141	N	South Fla.	56 60
286	H	Cal Poly	81 35	72	H	Oklahoma St.	71 59	19	N	Kentucky	74 75	41	N	North Carolina	49 83
328	A	UIC	78 47	100	H	Fresno St.	89 80	103	H	Seton Hall	78 62				
15	H	Indiana	65 67												

Non-Div I Games:

UCLA

Average RPI Win: 108
Average RPI Loss: 6

WON-LOST
RECORD

WINNING
PCT. RANK

LAST 10
GAMES

STRENGTH OF
SCHEDULE

OPP. STRENGTH
OF SCHEDULE

TEAM
RPI

ADJ.
RPI

CONF.
RPI

ADJ CONF.
RPI

DIV. I ONLY	13- 1	9	9-1	25	1	5	5	9	9
DIV. I NON-CONF.	11- 1	13	0- 0	27	2	3	3	9	9

TOTALS	RPI 1-25	RPI 26-50	W-L RECORDS	RPI 51-100	RPI 101-150	RPI 150+			
13- 1	2- 1	0- 0	OVERALL	3- 0	5- 0	3- 0			
4- 0	0- 0	0- 0	HOME	1- 0	3- 0	0- 0			
5- 1	2- 1	0- 0	AWAY	0- 0	2- 0	1- 0			
4- 0	0- 0	0- 0	NEUTRAL	2- 0	0- 0	2- 0			
11- 1	2- 1	0- 0	NON-CONFERENCE	3- 0	3- 0	3- 0			
3- 0	0- 0	0- 0	HOME	1- 0	2- 0	0- 0			
4- 1	2- 1	0- 0	AWAY	0- 0	1- 0	1- 0			
4- 0	0- 0	0- 0	NEUTRAL	2- 0	0- 0	2- 0			
2- 0	0- 0	0- 0	CONFERENCE	0- 0	2- 0	0- 0			
1- 0	0- 0	0- 0	HOME	0- 0	1- 0	0- 0			
1- 0	0- 0	0- 0	AWAY	0- 0	1- 0	0- 0			
0- 0	0- 0	0- 0	NEUTRAL	0- 0	0- 0	0- 0			

RPI 1-25				RPI 26-50				RPI 51-100				RPI 101+			
RPI	S	Opponent	Score	RPI	S	Opponent	Score	RPI	S	Opponent	Score	RPI	S	Opponent	Score
1	A	Notre Dame	89 71					54	H	DePaul	99 63	103	H	Seton Hall	99 61
6	A	Baylor	57 68					56	N	Purdue	86 40	106	A	Houston	81 61
22	A	Cal i forni a	76 66					66	N	St. John' s (NY)	65 55	132	H	Ci nci nnati	82 38
LAST 12 Division I GAMES:															
6	A	Bayl or	57 68	132	H	Ci nci nnati	82 38								
22	A	Cal i forni a	76 66	106	A	Houston	81 61								
138	A	Okl ahoma	72 63	54	H	DePaul	99 63								
103	H	Seton Hal l	99 61	56	N	Purdue	86 40								
195	A	Sai nt Loui s	98 42	66	N	St. John' s (NY)	65 55								
1	A	Notre Dame	89 71	222	N	Ole Mi ss	90 50								

U
C
o
n
nU
C
o
n
n

Non-Div I Games:

UConn

UIC				Through Games Of Jan. 10, 2019							
Average RPI Win:		331	WON-LOST	WINNING	LAST 10	STRENGTH OF	OPP. STRENGTH	TEAM	ADJ.	CONF.	ADJ CONF.
Average RPI Loss:		169	RECORD	PCT. RANK	GAMES	SCHEDULE	OF SCHEDULE	RPI	RPI	RPI	RPI
DIV. I ONLY			2- 13	324	1-9	260	253	328	328	19	19
DIV. I NON-CONF.			2- 9	297	0- 0	263	256	324	324	16	16
TOTALS		RPI 1-25	RPI 26-50		W-L RECORDS		RPI 51-100		RPI 101-150		RPI 150+
2- 13		0- 1	0- 1		OVERALL		0- 2		0- 3		2- 6
1- 5		0- 0	0- 1		HOME		0- 1		0- 1		1- 2
1- 6		0- 1	0- 0		AWAY		0- 1		0- 2		1- 2
0- 2		0- 0	0- 0		NEUTRAL		0- 0		0- 0		0- 2
2- 9		0- 1	0- 1		NON-CONFERENCE		0- 1		0- 2		2- 4
1- 3		0- 0	0- 1		HOME		0- 0		0- 1		1- 1
1- 4		0- 1	0- 0		AWAY		0- 1		0- 1		1- 1
0- 2		0- 0	0- 0		NEUTRAL		0- 0		0- 0		0- 2
0- 4		0- 0	0- 0		CONFERENCE		0- 1		0- 1		0- 2
0- 2		0- 0	0- 0		HOME		0- 1		0- 0		0- 1
0- 2		0- 0	0- 0		AWAY		0- 0		0- 1		0- 1
0- 0		0- 0	0- 0		NEUTRAL		0- 0		0- 0		0- 0

RPI 1-25				RPI 26-50				RPI 51-100				RPI 101+				Team's RPI: 328	
RPI	S	Opponent	Score	RPI	S	Opponent	Score	RPI	S	Opponent	Score	RPI	S	Opponent	Score		
16	A	Marquette	32 96	28	H	UCLA	47 78	84	H	Wright St.	46 79	116	H	Mi ami (OH)	56 65		
								85	A	Northwestern	44 87	125	A	Youngstown St.	29 81		
												137	A	Indi ana St.	53 60		
												224	A	Eastern Mi ch.	38 52		
												249	H	Loyol a Chi cago	60 75		
												253	A	Clevel and St.	53 71		
												274	H	Northern Ky.	49 67		
												278	N	Fai rfi el d	60 68		
												316	H	Val parai so	75 65		
												327	N	Jackson St.	57 72		
												345	A	Evansvill e	62 54		
LAST 12 Division I GAMES:																	
				84	H	Wright St.	46 79	253	A	Clevel and St.	53 71						
				274	H	Northern Ky.	49 67	125	A	Youngstown St.	29 81						
				327	N	Jackson St.	57 72	345	A	Evansvill e	62 54						
				278	N	Fai rfi el d	60 68	116	H	Mi ami (OH)	56 65						
				28	H	UCLA	47 78	224	A	Eastern Mi ch.	38 52						
				137	A	Indi ana St.	53 60	16	A	Marquette	32 96						

Non-Div I Games:

UIC

U
M
B
C

UMBC

Average RPI Win: 290

Average RPI Loss: 141

WON-LOST
RECORD

WINNING
PCT. RANK

LAST 10
GAMES

STRENGTH OF
SCHEDULE

OPP. STRENGTH
OF SCHEDULE

TEAM
RPI

ADJ.
RPI

CONF.
RPI

ADJ CONF.
RPI

DIV. I ONLY

DIV. I NON-CONF.

4- 8

4- 6

247

212

2-8

0- 0

315

336

187

217

288

295

288

295

23

24

23

24

TOTALS

RPI 1-25

RPI 26-50

W-L RECORDS

RPI 51-100

RPI 101-150

RPI 150+

4- 8

0- 0

0- 1

OVERALL

0- 2

0- 2

4- 3

0- 5

0- 0

0- 0

HOME

0- 1

0- 1

0- 3

2- 3

0- 0

0- 1

AWAY

0- 1

0- 1

2- 0

2- 0

0- 0

0- 0

NEUTRAL

0- 0

0- 0

2- 0

4- 6

0- 0

0- 1

NON-CONFERENCE

0- 0

0- 2

4- 3

0- 4

0- 0

0- 0

HOME

0- 0

0- 1

0- 3

2- 2

0- 0

0- 1

AWAY

0- 0

0- 1

2- 0

2- 0

0- 0

0- 0

NEUTRAL

0- 0

0- 0

2- 0

0- 2

0- 0

0- 0

CONFERENCE

0- 2

0- 0

0- 0

0- 1

0- 0

0- 0

HOME

0- 1

0- 0

0- 0

0- 1

0- 0

0- 0

AWAY

0- 1

0- 0

0- 0

0- 0

0- 0

0- 0

NEUTRAL

0- 0

0- 0

0- 0

RPI 1-25

RPI 26-50

RPI 51-100

RPI 101+

Team's RPI: 288

RPI S Opponent Score

RPI S Opponent Score

RPI S Opponent Score

RPI S Opponent Score

29 A Maryland 61 92

81 A Maine 44 84

93 H Hartford 52 66

119 H Towson 62 71

149 A American 42 64

200 H UMES 67 73

205 H Mt. St. Mary's 52 65

248 H Hofstra 42 45

263 A Coppin St. 57 52

265 N Kennesaw St. 57 53

300 N UTSA 72 58

331 A Morgan St. 73 68

LAST 12 Division I GAMES:

200 H UMES 67 73

331 A Morgan St. 73 68

248 H Hofstra 42 45

205 H Mt. St. Mary's 52 65

29 A Maryland 61 92

149 A American 42 64

93 H Hartford 52 66

81 A Maine 44 84

119 H Towson 62 71

263 A Coppin St. 57 52

265 N Kennesaw St. 57 53

300 N UTSA 72 58

Non-Div I Games:

Notre Dame (MD)

81 43

Eastern

81 42

Gettysburg

65 51

UMBC

Loss,

Non-Conf,S Site,H Home

A Away

N Neutral

Page 307

UMKC				Through Games Of Jan. 10, 2019							
Average RPI Win:		261	WON-LOST RECORD	WINNING PCT. RANK	LAST 10 GAMES	STRENGTH OF SCHEDULE	OPP. STRENGTH OF SCHEDULE	TEAM RPI	ADJ. RPI	CONF. RPI	ADJ CONF. RPI
Average RPI Loss:		122									
DIV. I ONLY		6- 7	188	8-2	173	275	175	175	30	30	
DIV. I NON-CONF.		4- 7	228	0- 0	90	272	181	181	30	30	

TOTALS		RPI 1-25	RPI 26-50		W-L RECORDS		RPI 51-100	RPI 101-150	RPI 150+		
6- 7		0- 0	0- 1		OVERALL		0- 2	0- 0	6- 4		
2- 2		0- 0	0- 0		HOME		0- 0	0- 0	2- 2		
4- 5		0- 0	0- 1		AWAY		0- 2	0- 0	4- 2		
0- 0		0- 0	0- 0		NEUTRAL		0- 0	0- 0	0- 0		
4- 7		0- 0	0- 1		NON-CONFERENCE		0- 2	0- 0	4- 4		
2- 2		0- 0	0- 0		HOME		0- 0	0- 0	2- 2		
2- 5		0- 0	0- 1		AWAY		0- 2	0- 0	2- 2		
0- 0		0- 0	0- 0		NEUTRAL		0- 0	0- 0	0- 0		
2- 0		0- 0	0- 0		CONFERENCE		0- 0	0- 0	2- 0		
0- 0		0- 0	0- 0		HOME		0- 0	0- 0	0- 0		
2- 0		0- 0	0- 0		AWAY		0- 0	0- 0	2- 0		
0- 0		0- 0	0- 0		NEUTRAL		0- 0	0- 0	0- 0		

RPI 1-25				RPI 26-50				RPI 51-100				RPI 101+ Team's RPI: 175			
RPI	S	Opponent	Score	RPI	S	Opponent	Score	RPI	S	Opponent	Score	RPI	S	Opponent	Score
				27	A	Missouri	59 66	51	A	Kansas St.	50 61	151	H	Louisiana Tech	80 70
								61	A	Kansas	55 67	154	A	Denver	75 92
												162	A	Oral Roberts	64 75
												172	H	Illinois St.	55 62
												219	H	SIUE	80 75
												230	H	George Mason	84 91
												249	A	Loyola Chicago	88 74
												285	A	California Baptist	78 74
												322	A	North Dakota St.	69 59
												338	A	Chicago St.	111 58

LAST 12 Division I GAMES:															
172	H	Illinois St.	55 62	285	A	California Baptist	78 74								
151	H	Louisiana Tech	80 70	338	A	Chicago St.	111 58								
219	H	SIUE	80 75	230	H	George Mason	84 91								
249	A	Loyola Chicago	88 74	162	A	Oral Roberts	64 75								
27	A	Missouri	59 66	51	A	Kansas St.	50 61								
322	A	North Dakota St.	69 59	154	A	Denver	75 92								

Non-Div I Games: Peru St. 98 62 Mo.-St. Louis 92 63

UMKC

■ Loss,
 ■ Non-Conf, S Site,
 ■ Home
 ■ Away
 N Neutral

Average RPI Win:	289	WON-LOST	WINNING	LAST 10	STRENGTH OF	OPP. STRENGTH	TEAM	ADJ.	CONF.	ADJ CONF.
Average RPI Loss:	203	RECORD	PCT. RANK	GAMES	SCHEDULE	OF SCHEDULE	RPI	RPI	RPI	RPI
DIV. I ONLY	4- 11	278	3-7	263	327	296	296	23	23	
DIV. I NON-CONF.	3- 9	271	0- 0	259	326	290	290	24	24	
<hr/>										
TOTALS	RPI 1-25	RPI 26-50	W-L RECORDS	RPI 51-100	RPI 101-150	RPI 150+				
4- 11	0- 1	0- 0	OVERALL	0- 0	0- 3	4- 7				
2- 4	0- 0	0- 0	HOME	0- 0	0- 1	2- 3				
2- 7	0- 1	0- 0	AWAY	0- 0	0- 2	2- 4				
0- 0	0- 0	0- 0	NEUTRAL	0- 0	0- 0	0- 0				
3- 9	0- 1	0- 0	NON-CONFERENCE	0- 0	0- 2	3- 6				
1- 3	0- 0	0- 0	HOME	0- 0	0- 1	1- 2				
2- 6	0- 1	0- 0	AWAY	0- 0	0- 1	2- 4				
0- 0	0- 0	0- 0	NEUTRAL	0- 0	0- 0	0- 0				
1- 2	0- 0	0- 0	CONFERENCE	0- 0	0- 1	1- 1				
1- 1	0- 0	0- 0	HOME	0- 0	0- 0	1- 1				
0- 1	0- 0	0- 0	AWAY	0- 0	0- 1	0- 0				
0- 0	0- 0	0- 0	NEUTRAL	0- 0	0- 0	0- 0				

RPI 1-25				RPI 26-50				RPI 51-100				RPI 101+				Team's RPI: 296
RPI	S	Opponent	Score	RPI	S	Opponent	Score	RPI	S	Opponent	Score	RPI	S	Opponent	Score	
18	A	Butler	36 89									103	A	Seton Hall	57 90	
												126	H	Providence	47 71	
												136	A	Stony Brook	56 76	
												188	A	Massachusetts	62 59	
												193	A	Cornell	54 63	
												223	A	Dartmouth	54 70	
												229	A	Holy Cross	54 63	
												260	H	Colgate	52 61	
												303	H	Bryant	57 58	
												306	H	New Hampshire	53 56	
												307	H	Vermont	54 51	
												309	H	Saint Peter's	59 57	
												331	A	Morgan St.	49 61	
												350	A	LIU Brooklyn	69 64	
<hr/>																
LAST 12 Division I GAMES:																
307	H	Vermont	54 51	306	H	New Hampshire	53 56									
331	A	Morgan St.	49 61	136	A	Stony Brook	56 76									
188	A	Massachusetts	62 59	229	A	Holy Cross	54 63									
223	A	Dartmouth	54 70	350	A	LIU Brooklyn	69 64									
126	H	Providence	47 71	103	A	Seton Hall	57 90									
260	H	Colgate	52 61	18	A	Butler	36 89									

Non-Div I Games: Fisher 79 45

UMass Lowell

Average RPI Win: 251		WON-LOST RECORD	WINNING PCT. RANK	LAST 10 GAMES	STRENGTH OF SCHEDULE	OPP. STRENGTH OF SCHEDULE	TEAM RPI	ADJ. RPI	CONF. RPI	ADJ CONF. RPI
DIV. I ONLY		4- 9	254	3-7	165	263	256	256	29	29
DIV. I NON-CONF.	Loss: 148	4- 6	212	0- 0	140	236	200	200	29	29
TOTALS		RPI 1-25	RPI 26-50	W-L RECORDS		RPI 51-100	RPI 101-150	RPI 150+		
4- 9	0- 0		0- 1	OVERALL		0- 1	0- 2	4- 5		
4- 1	0- 0		0- 0	HOME		0- 0	0- 0	4- 1		
0- 8	0- 0		0- 1	AWAY		0- 1	0- 2	0- 4		
0- 0	0- 0		0- 0	NEUTRAL		0- 0	0- 0	0- 0		
4- 6	0- 0		0- 1	NON-CONFERENCE		0- 1	0- 2	4- 2		
4- 0	0- 0		0- 0	HOME		0- 0	0- 0	4- 0		
0- 6	0- 0		0- 1	AWAY		0- 1	0- 2	0- 2		
0- 0	0- 0		0- 0	NEUTRAL		0- 0	0- 0	0- 0		
0- 3	0- 0		0- 0	CONFERENCE		0- 0	0- 0	0- 3		
0- 1	0- 0		0- 0	HOME		0- 0	0- 0	0- 1		
0- 2	0- 0		0- 0	AWAY		0- 0	0- 0	0- 2		
0- 0	0- 0		0- 0	NEUTRAL		0- 0	0- 0	0- 0		

RPI 1-25				RPI 26-50				RPI 51-100				RPI 101+				Team's RPI : 256	
RPI	S	Opponent	Score	RPI	S	Opponent	Score	RPI	S	Opponent	Score	RPI	S	Opponent	Score		
				30	A	Tennessee	46 73										
								79	A	Middle Tenn.	46 67	115	A	Tennessee Tech	53 60		
												130	A	Charlotte	53 70		
												155	A	Radford	46 60		
												158	H	Davidson	69 56		
												183	A	Mercer	47 61		
												212	A	Furman	47 58		
												213	A	Gardner-Webb	59 69		
												214	H	Hampton	58 61		
												251	H	Wofford	60 46		
												270	H	ETSU	56 55		
												323	H	Western Caro.	74 49		
LAST 12 Division I GAMES:																	
				155	A	Radford	46 60	213	A	Gardner-Webb	59 69						
				183	A	Mercer	47 61	214	H	Hampton	58 61						
				79	A	Middle Tenn.	46 67	251	H	Wofford	60 46						
				115	A	Tennessee Tech	53 60	158	H	Davidson	69 56						
				270	H	ETSU	56 55	323	H	Western Caro.	74 49						
				212	A	Furman	47 58	30	A	Tennessee	46 73						

Non-Div I Games:	Warren Wilson	92	31
------------------	---------------	----	----

UNC Asheville | | e

■ Loss, ■ Non-Conf, S Site, H Home A Away N Neutral

Average RPI Win:	248	WON-LOST	WINNING	LAST 10	STRENGTH OF	OPP. STRENGTH	TEAM	ADJ.	CONF.	ADJ CONF.
Average RPI Loss:	194	RECORD	PCT. RANK	GAMES	SCHEDULE	OF SCHEDULE	RPI	RPI	RPI	RPI

DIV. I ONLY	2- 10	312	3-7	265	250	321	321	24	24
DIV. I NON-CONF.	2- 9	297	0- 0	279	226	328	328	26	26

TOTALS	RPI 1-25	RPI 26-50	W-L RECORDS	RPI 51-100	RPI 101-150	RPI 150+			
2- 10	0- 0	0- 1	OVERALL	0- 0	0- 2	2- 7			
1- 1	0- 0	0- 0	HOME	0- 0	0- 0	1- 1			
0- 8	0- 0	0- 1	AWAY	0- 0	0- 1	0- 6			
1- 1	0- 0	0- 0	NEUTRAL	0- 0	0- 1	1- 0			
2- 9	0- 0	0- 1	NON-CONFERENCE	0- 0	0- 2	2- 6			
1- 1	0- 0	0- 0	HOME	0- 0	0- 0	1- 1			
0- 7	0- 0	0- 1	AWAY	0- 0	0- 1	0- 5			
1- 1	0- 0	0- 0	NEUTRAL	0- 0	0- 1	1- 0			
0- 1	0- 0	0- 0	CONFERENCE	0- 0	0- 0	0- 1			
0- 0	0- 0	0- 0	HOME	0- 0	0- 0	0- 0			
0- 1	0- 0	0- 0	AWAY	0- 0	0- 0	0- 1			
0- 0	0- 0	0- 0	NEUTRAL	0- 0	0- 0	0- 0			

RPI 1-25	RPI 26-50	RPI 51-100	RPI 101+	Team's RPI: 321
RPI S Opponent Score	RPI S Opponent Score	RPI S Opponent Score	RPI S Opponent Score	
	41 A North Carolina 62 83		103 N Seton Hall 64 71	
			139 A Appal achian St. 65 68	
			184 A High Point 75 82	
			191 A Georgia St. 63 70	
			201 H Coastal Caro. 71 78	
			212 A Furman 61 64	
			224 N Eastern Mi ch. 49 44	
			247 A Campbel l 49 53	
			272 H Liberty 48 45	
			277 A Ri chmond 48 59	
			343 A N. C. Central 57 66	

LAST 12 Division I GAMES:				
201 H Coastal Caro. 71 78	212 A Furman 61 64			
103 N Seton Hall 64 71	277 A Ri chmond 48 59			
224 N Eastern Mi ch. 49 44	184 A Hi gh Point 75 82			
272 H Liberty 48 45	247 A Campbel l 49 53			
343 A N. C. Central 57 66	139 A Appal achian St. 65 68			
41 A North Carolina 62 83	191 A Georgi a St. 63 70			

Non-Div I Games:	Pfeiffer	92 23	UNC Pembroke	72 32	Lees-McRae	92 36	Young Harris	62 29
UNC Greensboro								

Average RPI Win:	307	WON-LOST	WINNING	LAST 10	STRENGTH OF	OPP. STRENGTH	TEAM	ADJ.	CONF.	ADJ CONF.
Average RPI Loss:	86	RECORD	PCT. RANK	GAMES	SCHEDULE	OF SCHEDULE	RPI	RPI	RPI	RPI
DIV. I ONLY	6- 4	115	7-3	252	302	161	161	12	12	
DIV. I NON-CONF.	5- 4	139	0- 0	228	275	156	156	14	14	

TOTALS	RPI 1-25	RPI 26-50	W-L RECORDS	RPI 51-100	RPI 101-150	RPI 150+				
6- 4	0- 0	0- 1	OVERALL	0- 2	0- 0	6- 1				
4- 0	0- 0	0- 0	HOME	0- 0	0- 0	4- 0				
2- 4	0- 0	0- 1	AWAY	0- 2	0- 0	2- 1				
0- 0	0- 0	0- 0	NEUTRAL	0- 0	0- 0	0- 0				
5- 4	0- 0	0- 1	NON-CONFERENCE	0- 2	0- 0	5- 1				
3- 0	0- 0	0- 0	HOME	0- 0	0- 0	3- 0				
2- 4	0- 0	0- 1	AWAY	0- 2	0- 0	2- 1				
0- 0	0- 0	0- 0	NEUTRAL	0- 0	0- 0	0- 0				
1- 0	0- 0	0- 0	CONFERENCE	0- 0	0- 0	1- 0				
1- 0	0- 0	0- 0	HOME	0- 0	0- 0	1- 0				
0- 0	0- 0	0- 0	AWAY	0- 0	0- 0	0- 0				
0- 0	0- 0	0- 0	NEUTRAL	0- 0	0- 0	0- 0				

RPI	S	Opponent	Score	RPI	S	Opponent	Score	RPI	S	Opponent	Score	RPI	S	Opponent	Score
41	A	North Carolina	55 82	58	A	Ohio	72 95	167	A	VCU	47 58	180	A	East Carolina	71 68
				76	A	Pittsburgh	56 60	314	H	Presbyteria n	63 48	325	H	Grand Canyon	77 55
								336	H	Col. of Charleston	71 49	343	A	N. C. Central	89 82
								344	H	Longwood	35 33				
LAST 12 Division I GAMES:															
344	H	Longwood	35 33	336	H	Col. of Charleston	71 49								
76	A	Pittsburgh	56 60	180	A	East Carolina	71 68								
41	A	North Carolina	55 82	314	H	Presbyteria n	63 48								
167	A	VCU	47 58	58	A	Ohio	72 95								
343	A	N. C. Central	89 82												
325	H	Grand Canyon	77 55												

Non-Div I Games: Fayetteville St. 72 54 Belmont Abbey 74 58

UNCW

Average RPI	Win:	181	WON-LOST	WINNING	LAST 10	STRENGTH OF	OPP. STRENGTH	TEAM	ADJ.	CONF.	ADJ CONF.
Average RPI	Loss:	65	RECORD	PCT. RANK	GAMES	SCHEDULE	OF SCHEDULE	RPI	RPI	RPI	RPI
DIV. I ONLY		7- 6		146	6-4	53	92	64	64	14	14
DIV. I NON-CONF.		6- 5		143	0- 1	82	44	70	70	13	13

TOTALS	RPI 1-25		RPI 26-50		W-L RECORDS	RPI 51-100		RPI 101-150		RPI 150+	
7- 6	0- 2		0- 1		OVERALL	1- 2		1- 0		5- 1	
4- 0	0- 0		0- 0		HOME	1- 0		0- 0		3- 0	
3- 5	0- 2		0- 0		AWAY	0- 2		1- 0		2- 1	
0- 1	0- 0		0- 1		NEUTRAL	0- 0		0- 0		0- 0	
6- 5	0- 2		0- 1		NON-CONFERENCE	1- 2		1- 0		4- 0	
4- 0	0- 0		0- 0		HOME	1- 0		0- 0		3- 0	
2- 4	0- 2		0- 0		AWAY	0- 2		1- 0		1- 0	
0- 1	0- 0		0- 1		NEUTRAL	0- 0		0- 0		0- 0	
1- 1	0- 0		0- 0		CONFERENCE	0- 0		0- 0		1- 1	
0- 0	0- 0		0- 0		HOME	0- 0		0- 0		0- 0	
1- 1	0- 0		0- 0		AWAY	0- 0		0- 0		1- 1	
0- 0	0- 0		0- 0		NEUTRAL	0- 0		0- 0		0- 0	

RPI 1-25				RPI 26-50				RPI 51-100				RPI 101+			
RPI	S	Opponent	Score	RPI	S	Opponent	Score	RPI	S	Opponent	Score	RPI	S	Opponent	Score
14	A	Iowa	57 83	45	N	Boise St.	60 61	51	A	Kansas St.	62 72	113	A	IUPUI	53 40
16	A	Marquette	61 102					82	H	Creighton	65 55	171	H	North Dakota	64 60
								92	A	Northern Ill.	59 70	172	A	Illinois St.	64 66
												185	A	Bradley	81 78
												207	H	Delaware	79 67
												211	A	Long Beach St.	71 64
												298	H	Omaha	79 50

LAST 12 Division I GAMES:															
51	A	Kansas St.	62 72	92	A	Northern Ill.	59 70	16	A	Marquette	61 102	185	A	Bradley	81 78
298	H	Omaha	79 50	171	H	North Dakota	64 60	172	A	Illinois St.	64 66	211	A	Long Beach St.	71 64
14	A	Iowa	57 83	113	A	IUPUI	53 40	82	H	Creighton	65 55				
45	N	Boise St.	60 61												

Non-Div I Games: Minnesota St. 73 56

UNI

Average RPI Win:	186	WON-LOST	WINNING	LAST 10	STRENGTH OF	OPP. STRENGTH	TEAM	ADJ.	CONF.	ADJ CONF.
Average RPI Loss:	121	RECORD	PCT. RANK	GAMES	SCHEDULE	OF SCHEDULE	RPI	RPI	RPI	RPI
DIV. I ONLY	3- 11	296	2-8	51	159	228	228	11	11	
DIV. I NON-CONF.	2- 9	297	0- 1	81	193	268	268	10	10	

TOTALS	RPI 1-25	RPI 26-50	W-L RECORDS	RPI 51-100	RPI 101-150	RPI 150+				
3- 11	0- 1	0- 3	OVERALL	1- 2	0- 2	2- 3				
3- 5	0- 1	0- 1	HOME	1- 2	0- 0	2- 1				
0- 6	0- 0	0- 2	AWAY	0- 0	0- 2	0- 2				
0- 0	0- 0	0- 0	NEUTRAL	0- 0	0- 0	0- 0				
2- 9	0- 1	0- 2	NON-CONFERENCE	0- 2	0- 2	2- 2				
2- 5	0- 1	0- 1	HOME	0- 2	0- 0	2- 1				
0- 4	0- 0	0- 1	AWAY	0- 0	0- 2	0- 1				
0- 0	0- 0	0- 0	NEUTRAL	0- 0	0- 0	0- 0				
1- 2	0- 0	0- 1	CONFERENCE	1- 0	0- 0	0- 1				
1- 0	0- 0	0- 0	HOME	1- 0	0- 0	0- 0				
0- 2	0- 0	0- 1	AWAY	0- 0	0- 0	0- 1				
0- 0	0- 0	0- 0	NEUTRAL	0- 0	0- 0	0- 0				

RPI 1-25				RPI 26-50				RPI 51-100				RPI 101+				Team's RPI: 228
RPI	S	Opponent	Score	RPI	S	Opponent	Score	RPI	S	Opponent	Score	RPI	S	Opponent	Score	
10	H	Gonzaga	59 70	35	A	Duke	38 66	53	H	New Mexico	66 57	127	A	Portland St.	49 58	
				40	A	Wyoming	62 90	79	H	Middle Tenn.	62 66	147	A	UC Irvine	55 57	
				46	H	Southern California	72 86	84	H	Wright St.	52 68	174	A	Colorado St.	49 52	
												215	H	Florida	56 53	
												280	H	Hawaii	61 66	
												291	H	UC Santa Barbara	69 51	
												313	A	South Carolina St.	49 58	
LAST 12 Division I GAMES:																
40	A	Wyoming	62 90	313	A	South Carolina St.	49 58	215	H	Florida	56 53					
174	A	Colorado St.	49 52	79	H	Middle Tenn.	62 66	53	H	New Mexico	66 57					
280	H	Hawaii	61 66	291	H	UC Santa Barbara	69 51	10	H	Gonzaga	59 70					
127	A	Portland St.	49 58													
35	A	Duke	38 66													
46	H	Southern California	72 86													

Non-Div I Games:

UNLV

Average RPI Win:	327	WON-LOST	WINNING	LAST 10	STRENGTH OF	OPP. STRENGTH	TEAM	ADJ.	CONF.	ADJ CONF.
Average RPI Loss:	209	RECORD	PCT. RANK	GAMES	SCHEDULE	OF SCHEDULE	RPI	RPI	RPI	RPI

DIV. I ONLY	2- 8	302	5-5	272	338	293	293	29	29
DIV. I NON-CONF.	1- 7	319	0- 0	297	328	331	331	29	29

TOTALS	RPI 1-25	RPI 26-50	W-L RECORDS	RPI 51-100	RPI 101-150	RPI 150+			
2- 8	0- 0	0- 0	OVERALL	0- 2	0- 0	2- 6			
0- 1	0- 0	0- 0	HOME	0- 0	0- 0	0- 1			
2- 7	0- 0	0- 0	AWAY	0- 2	0- 0	2- 5			
0- 0	0- 0	0- 0	NEUTRAL	0- 0	0- 0	0- 0			
1- 7	0- 0	0- 0	NON-CONFERENCE	0- 2	0- 0	1- 5			
0- 0	0- 0	0- 0	HOME	0- 0	0- 0	0- 0			
1- 7	0- 0	0- 0	AWAY	0- 2	0- 0	1- 5			
0- 0	0- 0	0- 0	NEUTRAL	0- 0	0- 0	0- 0			
1- 1	0- 0	0- 0	CONFERENCE	0- 0	0- 0	1- 1			
0- 1	0- 0	0- 0	HOME	0- 0	0- 0	0- 1			
1- 0	0- 0	0- 0	AWAY	0- 0	0- 0	1- 0			
0- 0	0- 0	0- 0	NEUTRAL	0- 0	0- 0	0- 0			

RPI 1-25				RPI 26-50				RPI 51-100				RPI 101+ Team's RPI: 293			
RPI	S	Opponent	Score	RPI	S	Opponent	Score	RPI	S	Opponent	Score	RPI	S	Opponent	Score
								74	A	Virginia Tech	45 96	180	A	East Carolina	53 63
								91	A	Nebraska	64 87	184	H	High Point	61 87
												212	A	Furman	67 78
												298	A	Omaha	69 96
												310	A	Winthrop	76 50
												313	A	South Carolina St.	66 71
												323	A	Western Caro.	64 68
												343	A	N.C. Central	82 63

LAST 12 Division I GAMES:															
313	A	South Carolina St.	66 71	310	A	Winthrop	76 50								
343	A	N.C. Central	82 63	184	H	High Point	61 87								
212	A	Furman	67 78	180	A	East Carolina	53 63								
91	A	Nebraska	64 87	323	A	Western Caro.	64 68								
298	A	Omaha	69 96												
74	A	Virginia Tech	45 96												

Non-Div I Games: Brevard 71 53 Converse 69 51 UNKNOWN 101 53

Average RPI	Win:	220	WON-LOST	WINNING	LAST 10	STRENGTH OF	OPP. STRENGTH	TEAM	ADJ.	CONF.	ADJ CONF.
Average RPI	Loss:	97	RECORD	PCT. RANK	GAMES	SCHEDULE	OF SCHEDULE	RPI	RPI	RPI	RPI
DIV. I ONLY		10- 4		68	8-2	262	140	131	131	15	15
DIV. I NON-CONF.		8- 3		72	0- 0	270	143	124	124	17	17
<hr/>											
TOTALS	RPI 1-25		RPI 26-50		W-L RECORDS	RPI 51-100		RPI 101-150		RPI 150+	
10- 4	0- 0		0- 2		OVERALL	0- 1		3- 0		7- 1	
4- 2	0- 0		0- 2		HOME	0- 0		2- 0		2- 0	
6- 2	0- 0		0- 0		AWAY	0- 1		1- 0		5- 1	
0- 0	0- 0		0- 0		NEUTRAL	0- 0		0- 0		0- 0	
8- 3	0- 0		0- 2		NON-CONFERENCE	0- 1		2- 0		6- 0	
3- 2	0- 0		0- 2		HOME	0- 0		1- 0		2- 0	
5- 1	0- 0		0- 0		AWAY	0- 1		1- 0		4- 0	
0- 0	0- 0		0- 0		NEUTRAL	0- 0		0- 0		0- 0	
2- 1	0- 0		0- 0		CONFERENCE	0- 0		1- 0		1- 1	
1- 0	0- 0		0- 0		HOME	0- 0		1- 0		0- 0	
1- 1	0- 0		0- 0		AWAY	0- 0		0- 0		1- 1	
0- 0	0- 0		0- 0		NEUTRAL	0- 0		0- 0		0- 0	

RPI 1-25				RPI 26-50				RPI 51-100				RPI 101+				Team's RPI: 131	
RPI	S	Opponent	Score	RPI	S	Opponent	Score	RPI	S	Opponent	Score	RPI	S	Opponent	Score		
				46	H	Southern Cal i forni a	61 73	100	A	Fresno St.	61 70	106	A	Houston	65 61		
				50	H	Arkansas	65 66					128	H	Grambl ing	78 54		
												139	H	Appal achi an St.	99 94		
												162	A	Oral Roberts	80 62		
												191	A	Georgia St.	48 50		
												238	A	SMU	66 41		
												243	A	San Francis co	80 73		
												264	A	Ga. Southern	74 53		
												290	A	Incarnate Word	97 49		
												300	H	UTSA	53 48		
												327	H	Jackson St.	99 63		
LAST 12 Di vi si on I GAMES:																	
				106	A	Houston	65 61					139	H	Appal achi an St.	99 94		
				162	A	Oral Roberts	80 62					264	A	Ga. Southern	74 53		
				290	A	Incarnate Word	97 49					191	A	Georgia St.	48 50		
				243	A	San Francis co	80 73					238	A	SMU	66 41		
				100	A	Fresno St.	61 70					46	H	Southern Cal i forni a	61 73		
				128	H	Grambl ing	78 54					300	H	UTSA	53 48		

Non-Div I Games:

UT Arlington

RPI 1-25				RPI 26-50				RPI 51-100				RPI 101+				Team's RPI: 121	
RPI	S	Opponent	Score	RPI	S	Opponent	Score	RPI	S	Opponent	Score	RPI	S	Opponent	Score		
7	A	Louisville	62 102					85	A	Northwestern	64 90	113	A	IUPUI	72 73		
												120	A	Chattanooga	81 79		
												129	H	Arkansas St.	97 91		
												152	H	Southern Ill.	95 94		
												199	A	Southeast Mo. St.	80 73		
												208	H	Samford	89 68		
												221	A	Eastern Ill.	71 77		
												255	H	Mississippi Val.	110 51		
												269	H	Murray St.	75 67		
												324	A	Lipscomb	62 53		
LAST 12 Division I GAMES:																	
120	A	Chattanooga	81 79	269	H	Murray St.	75 67										
85	A	Northwestern	64 90	199	A	Southeast Mo. St.	80 73										
129	H	Arkansas St.	97 91	221	A	Eastern Ill.	71 77										
113	A	IUPUI	72 73	255	H	Mississippi Val.	110 51										
152	H	Southern Ill.	95 94	324	A	Lipscomb	62 53										
208	H	Samford	89 68	7	A	Louisville	62 102										

UT Martin

U
T
E
P

U
T
E
P

UTEP

Average RPI Win: **269**
 Average RPI Loss: **177**

WON-LOST
RECORD

WINNING
PCT. RANK

LAST 10
GAMES

STRENGTH OF
SCHEDULE

OPP. STRENGTH
OF SCHEDULE

TEAM
RPI

ADJ.
RPI

CONF.
RPI

ADJ CONF.
RPI

DIV. I ONLY	5- 8	228	5-5	288	254	267	267	30	30
DIV. I NON-CONF.	4- 7	228	0- 0	247	219	256	256	30	30

TOTALS	RPI 1-25	RPI 26-50	W-L RECORDS	RPI 51-100	RPI 101-150	RPI 150+			
5- 8	0- 1	0- 2	OVERALL	0- 0	0- 0	5- 5			
3- 3	0- 0	0- 1	HOME	0- 0	0- 0	3- 2			
2- 5	0- 1	0- 1	AWAY	0- 0	0- 0	2- 3			
0- 0	0- 0	0- 0	NEUTRAL	0- 0	0- 0	0- 0			
4- 7	0- 1	0- 2	NON-CONFERENCE	0- 0	0- 0	4- 4			
2- 3	0- 0	0- 1	HOME	0- 0	0- 0	2- 2			
2- 4	0- 1	0- 1	AWAY	0- 0	0- 0	2- 2			
0- 0	0- 0	0- 0	NEUTRAL	0- 0	0- 0	0- 0			
1- 1	0- 0	0- 0	CONFERENCE	0- 0	0- 0	1- 1			
1- 0	0- 0	0- 0	HOME	0- 0	0- 0	1- 0			
0- 1	0- 0	0- 0	AWAY	0- 0	0- 0	0- 1			
0- 0	0- 0	0- 0	NEUTRAL	0- 0	0- 0	0- 0			

RPI 1-25				RPI 26-50				RPI 51-100				RPI 101+ Team's RPI: 267			
RPI	S	Opponent	Score	RPI	S	Opponent	Score	RPI	S	Opponent	Score	RPI	S	Opponent	Score
6	A	Bayl or	37 98	36	H	Texas	66 81					163	H	Prairie View	57 50
				42	A	Texas A&M	61 84					188	A	Massachusetts	70 74
												261	H	Texas Southern	55 69
												284	A	CSU Bakersfield	63 68
												285	H	Cal i fornia Baptist	60 56
												289	H	Loui si ana	75 60
												295	A	A&M-Corpus Christi	70 57
												295	H	A&M-Corpus Christi	49 59
												300	A	UTSA	58 61
												311	A	Can i si us	57 53

LAST 12 Division I GAMES:															
295	A	A&M-Corpus Christi	70 57	284	A	CSU Bakersfield	63 68								
289	H	Louisiana	75 60	285	H	Cal i fornia Baptist	60 56								
163	H	Prairie View	57 50	6	A	Bayl or	37 98								
188	A	Massachusetts	70 74	42	A	Texas A&M	61 84								
311	A	Can i si us	57 53	36	H	Texas	66 81								
300	A	UTSA	58 61	261	H	Texas Southern	55 69								

Non-Div I Games: Texas Lutheran 82 38 UNKNOWN 74 43

UTRGV

Loss, **Non-Conf**, **S Site**, **H Home** **A Away** **N Neutral**

Average RPI Win: 278
Average RPI Loss: 149

WON-LOST
RECORD

WINNING
PCT. RANK

LAST 10
GAMES

STRENGTH OF
SCHEDULE

OPP. STRENGTH
OF SCHEDULE

TEAM
RPI

ADJ.
RPI

CONF.
RPI

ADJ CONF.
RPI

DIV. I ONLY	3- 9	284	3-7	192	268	300	300	17	17
DIV. I NON-CONF.	3- 7	256	0- 0	197	240	289	289	19	19
<hr/>									
TOTALS	RPI 1-25	RPI 26-50	W-L RECORDS	RPI 51-100	RPI 101-150	RPI 150+			
3- 9	0- 0	0- 1	OVERALL	0- 0	0- 6	3- 2			
3- 4	0- 0	0- 0	HOME	0- 0	0- 3	3- 1			
0- 4	0- 0	0- 1	AWAY	0- 0	0- 3	0- 0			
0- 1	0- 0	0- 0	NEUTRAL	0- 0	0- 0	0- 1			
3- 7	0- 0	0- 1	NON-CONFERENCE	0- 0	0- 5	3- 1			
3- 3	0- 0	0- 0	HOME	0- 0	0- 3	3- 0			
0- 3	0- 0	0- 1	AWAY	0- 0	0- 2	0- 0			
0- 1	0- 0	0- 0	NEUTRAL	0- 0	0- 0	0- 1			
0- 2	0- 0	0- 0	CONFERENCE	0- 0	0- 1	0- 1			
0- 1	0- 0	0- 0	HOME	0- 0	0- 0	0- 1			
0- 1	0- 0	0- 0	AWAY	0- 0	0- 1	0- 0			
0- 0	0- 0	0- 0	NEUTRAL	0- 0	0- 0	0- 0			

RPI 1-25				RPI 26-50				RPI 51-100				RPI 101+ Team's RPI: 300				
RPI	S	Opponent	Score	RPI	S	Opponent	Score	RPI	S	Opponent	Score	RPI	S	Opponent	Score	
				36	A	Texas	54 98					103	A	Seton Hall I	53 84	
												113	H	IUPUI	50 58	
												117	A	Rice	54 85	
												123	H	Texas St.	60 68	
												131	A	UT Arlington	48 53	
												150	H	Utah St.	56 62	
												227	H	San Diego	87 77	
												267	H	UTRGV	61 58	
												279	H	UTEP	60 73	
												288	N	UMBC	58 72	
												339	H	Weber St.	66 59	
LAST 12 Division I GAMES:																
339	H	Weber St.	66	59	117	A	Rice	54	85	279	H	UTEP	60	73		
113	H	IUPUI	50	58	131	A	UT Arlington	48	53	227	H	San Diego	87	77		
123	H	Texas St.	60	68	150	H	Utah St.	56	62	103	A	Seton Hall I	53	84		
267	H	UTRGV	61	58	36	A	Texas	54	98	288	N	UMBC	58	72		

Non-Div I Games: Concordia (TX) 78 51 Tex. A&M-Kingsville 86 55

UTSA

Average RPI Win:	191	WON-LOST	WINNING	LAST 10	STRENGTH OF	OPP. STRENGTH	TEAM	ADJ.	CONF.	ADJ CONF.
Average RPI Loss:	13	RECORD	PCT. RANK	GAMES	SCHEDULE	OF SCHEDULE	RPI	RPI	RPI	RPI
DIV. I ONLY	13- 1	9	9-1	229	77	52	52	2	2	
DIV. I NON-CONF.	11- 0	1	1- 0	329	117	74	74	2	2	

TOTALS	RPI 1-25	RPI 26-50	W-L RECORDS	RPI 51-100	RPI 101-150	RPI 150+				
13- 1	0- 1	1- 0	OVERALL	2- 0	2- 0	8- 0				
8- 1	0- 1	1- 0	HOME	1- 0	2- 0	4- 0				
3- 0	0- 0	0- 0	AWAY	1- 0	0- 0	2- 0				
2- 0	0- 0	0- 0	NEUTRAL	0- 0	0- 0	2- 0				
11- 0	0- 0	1- 0	NON-CONFERENCE	0- 0	2- 0	8- 0				
7- 0	0- 0	1- 0	HOME	0- 0	2- 0	4- 0				
2- 0	0- 0	0- 0	AWAY	0- 0	0- 0	2- 0				
2- 0	0- 0	0- 0	NEUTRAL	0- 0	0- 0	2- 0				
2- 1	0- 1	0- 0	CONFERENCE	2- 0	0- 0	0- 0				
1- 1	0- 1	0- 0	HOME	1- 0	0- 0	0- 0				
1- 0	0- 0	0- 0	AWAY	1- 0	0- 0	0- 0				
0- 0	0- 0	0- 0	NEUTRAL	0- 0	0- 0	0- 0				

RPI	S	Opponent	Score	RPI	S	Opponent	Score	RPI	S	Opponent	Score	RPI	S	Opponent	Score
13	H	Arizona St.	63 65	32	H	BYU	78 67	59	H	Arizona	80 64	102	H	Idaho St.	74 60
								88	A	Colorado	76 61	118	H	Alabama	72 62
												197	A	Eastern Wash.	95 51
												211	H	Long Beach St.	82 59
												215	N	Florida	74 58
												237	A	Nevada	74 52
												266	H	Utah Valley	85 47
												280	N	Hawaii	73 48
												334	H	Seattle U	89 62
												339	H	Weber St.	77 56

Team's RPI: 52															
LAST 12 Division I GAMES:															
				32	H	BYU	78 67					280	N	Hawaii	73 48
				266	H	Utah Valley	85 47					59	H	Arizona	80 64
				334	H	Seattle U	89 62					13	H	Arizona St.	63 65
				197	A	Eastern Wash.	95 51					88	A	Colorado	76 61
				102	H	Idaho St.	74 60					215	N	Florida	74 58
				211	H	Long Beach St.	82 59					339	H	Weber St.	77 56

Non-Div I Games:

Utah

Average RPI Win:	212	WON-LOST	WINNING	LAST 10	STRENGTH OF	OPP. STRENGTH	TEAM	ADJ.	CONF.	ADJ CONF.
Average RPI Loss:	92	RECORD	PCT. RANK	GAMES	SCHEDULE	OF SCHEDULE	RPI	RPI	RPI	RPI
DIV. I ONLY	6- 7	188	5-5	119	63	150	150	11	11	
DIV. I NON-CONF.	4- 6	212	0- 0	92	54	149	149	10	10	

TOTALS	RPI 1-25	RPI 26-50	W-L RECORDS	RPI 51-100	RPI 101-150	RPI 150+				
6- 7	0- 1	0- 2	OVERALL	1- 2	0- 0	5- 2				
2- 3	0- 1	0- 1	HOME	0- 0	0- 0	2- 1				
4- 2	0- 0	0- 0	AWAY	1- 1	0- 0	3- 1				
0- 2	0- 0	0- 1	NEUTRAL	0- 1	0- 0	0- 0				
4- 6	0- 1	0- 2	NON-CONFERENCE	1- 1	0- 0	3- 2				
1- 3	0- 1	0- 1	HOME	0- 0	0- 0	1- 1				
3- 1	0- 0	0- 0	AWAY	1- 0	0- 0	2- 1				
0- 2	0- 0	0- 1	NEUTRAL	0- 1	0- 0	0- 0				
2- 1	0- 0	0- 0	CONFERENCE	0- 1	0- 0	2- 0				
1- 0	0- 0	0- 0	HOME	0- 0	0- 0	1- 0				
1- 1	0- 0	0- 0	AWAY	0- 1	0- 0	1- 0				
0- 0	0- 0	0- 0	NEUTRAL	0- 0	0- 0	0- 0				

RPI 1-25				RPI 26-50				RPI 51-100				RPI 101+				Team's RPI: 150
RPI	S	Opponent	Score	RPI	S	Opponent	Score	RPI	S	Opponent	Score	RPI	S	Opponent	Score	
8	H	Oregon	58 88	32	H	BYU	57 62	88	N	Colorado	68 78	160	A	Portland	54 61	
				46	N	Southern Cal i forn i a	46 55	98	A	Washington St.	72 61	178	A	North Texas	57 41	
								100	A	Fresno St.	59 70	194	A	Air Force	48 44	
												211	H	Long Beach St.	48 50	
												237	H	Nevada	79 76	
												266	H	Utah Valley	67 62	
												300	A	UTSA	62 56	

LAST 12 Division I GAMES:																
300	A	UTSA	62 56	100	A	Fresno St.	59 70	194	A	Air Force	48 44	237	H	Nevada	79 76	
160	A	Portland	54 61	88	N	Colorado	68 78	211	H	Long Beach St.	48 50	266	H	Utah Valley	67 62	
46	N	Southern Cal i forn i a	46 55	32	H	BYU	57 62	178	A	North Texas	57 41					
8	H	Oregon	58 88													

Non-Div I Games: Northern N.M. 106 35

Utah St.

Average RPI Win:	290	WON-LOST	WINNING	LAST 10	STRENGTH OF	OPP. STRENGTH	TEAM	ADJ.	CONF.	ADJ CONF.
Average RPI Loss:	134	RECORD	PCT. RANK	GAMES	SCHEDULE	OF SCHEDULE	RPI	RPI	RPI	RPI
DIV. I ONLY	5- 7	214	4-6	249	277	266	266	30	30	
DIV. I NON-CONF.	3- 7	256	0- 0	207	221	281	281	30	30	

TOTALS	RPI 1-25	RPI 26-50	W-L RECORDS	RPI 51-100	RPI 101-150	RPI 150+				
5- 7	0- 0	0- 1	OVERALL	0- 1	0- 2	5- 3				
5- 2	0- 0	0- 1	HOME	0- 0	0- 0	5- 1				
0- 5	0- 0	0- 0	AWAY	0- 1	0- 2	0- 2				
0- 0	0- 0	0- 0	NEUTRAL	0- 0	0- 0	0- 0				
3- 7	0- 0	0- 1	NON-CONFERENCE	0- 1	0- 2	3- 3				
3- 2	0- 0	0- 1	HOME	0- 0	0- 0	3- 1				
0- 5	0- 0	0- 0	AWAY	0- 1	0- 2	0- 2				
0- 0	0- 0	0- 0	NEUTRAL	0- 0	0- 0	0- 0				
2- 0	0- 0	0- 0	CONFERENCE	0- 0	0- 0	2- 0				
2- 0	0- 0	0- 0	HOME	0- 0	0- 0	2- 0				
0- 0	0- 0	0- 0	AWAY	0- 0	0- 0	0- 0				
0- 0	0- 0	0- 0	NEUTRAL	0- 0	0- 0	0- 0				

RPI 1-25				RPI 26-50				RPI 51-100				RPI 101+				Team's RPI: 266
RPI	S	Opponent	Score	RPI	S	Opponent	Score	RPI	S	Opponent	Score	RPI	S	Opponent	Score	
				32	H	BYU	51 77	52	A	Utah	47 85	102	A	Idaho St.	68 80	
												150	A	Utah St.	62 67	
												160	H	Portland	60 65	
												210	H	UC Riverside	56 53	
												218	A	Cal St. Fullerton	55 56	
												225	A	Southern Utah	59 60	
												284	H	CSU Bakersfield	78 70	
												291	H	UC Santa Barbara	63 54	
												325	H	Grand Canyon	57 46	
												339	H	Weber St.	65 59	
LAST 12 Division I GAMES:																
				102	A	Idaho St.	68 80	284	H	CSU Bakersfield	78 70					
				225	A	Southern Utah	59 60	325	H	Grand Canyon	57 46					
				52	A	Utah	47 85	218	A	Cal St. Fullerton	55 56					
				32	H	BYU	51 77	210	H	UC Riverside	56 53					
				160	H	Portland	60 65	339	H	Weber St.	65 59					
				291	H	UC Santa Barbara	63 54	150	A	Utah St.	62 67					

Non-Div I Games: Ottawa (AZ) 90 61 La Verne 86 79 Arizona Christian 76 68

Utah Valley

Average RPI Win:	234	WON-LOST	WINNING	LAST 10	STRENGTH OF	OPP. STRENGTH	TEAM	ADJ.	CONF.	ADJ CONF.
Average RPI Loss:	102	RECORD	PCT. RANK	GAMES	SCHEDULE	OF SCHEDULE	RPI	RPI	RPI	RPI
DIV. I ONLY	10- 5	88	6-4	293	143	167	167	18	18	
DIV. I NON-CONF.	8- 5	120	0- 0	262	137	160	160	18	18	

TOTALS	RPI 1-25	RPI 26-50	W-L RECORDS	RPI 51-100	RPI 101-150	RPI 150+				
10- 5	0- 0	0- 1	OVERALL	1- 1	2- 2	7- 1				
6- 1	0- 0	0- 0	HOME	0- 0	1- 0	5- 1				
3- 3	0- 0	0- 1	AWAY	1- 1	1- 1	1- 0				
1- 1	0- 0	0- 0	NEUTRAL	0- 0	0- 1	1- 0				
8- 5	0- 0	0- 1	NON-CONFERENCE	1- 1	2- 2	5- 1				
4- 1	0- 0	0- 0	HOME	0- 0	1- 0	3- 1				
3- 3	0- 0	0- 1	AWAY	1- 1	1- 1	1- 0				
1- 1	0- 0	0- 0	NEUTRAL	0- 0	0- 1	1- 0				
2- 0	0- 0	0- 0	CONFERENCE	0- 0	0- 0	2- 0				
2- 0	0- 0	0- 0	HOME	0- 0	0- 0	2- 0				
0- 0	0- 0	0- 0	AWAY	0- 0	0- 0	0- 0				
0- 0	0- 0	0- 0	NEUTRAL	0- 0	0- 0	0- 0				

RPI	S	Opponent	Score	RPI	S	Opponent	Score	RPI	S	Opponent	Score	RPI	S	Opponent	Score	Team's RPI: 167
41	A	North Carolina	47 59	67	A	Old Dominion	57 60	107	H	Wake Forest	53 40	113	N	IUPUI	61 63	
				87	A	Georgetown	47 45	132	A	Cincinnati	54 66	134	A	William & Mary	72 55	
								155	H	Radford	49 54	161	H	UNCW	58 47	
								257	H	La Salle	68 38	282	A	N.C. A&T	54 48	
								287	H	Saint Joseph's	59 40	339	N	Weber St.	64 36	
								344	H	Longwood	84 55	346	H	Delaware St.	97 55	

LAST 12 Division I GAMES:																
132	A	Cincinnati	54 66	257	H	La Salle	68 38	287	H	Saint Joseph's	59 40	346	H	Delaware St.	97 55	
87	A	Georgetown	47 45	282	A	N.C. A&T	54 48	155	H	Radford	49 54	67	A	Old Dominion	57 60	
161	H	UNCW	58 47	346	H	Delaware St.	97 55	67	A	Old Dominion	57 60					
113	N	IUPUI	61 63													
339	N	Weber St.	64 36													
107	H	Wake Forest	53 40													

Non-Div I Games:

VCU

RPI

RPI 1-25				RPI 26-50				RPI 51-100				RPI 101+ Team's RPI: 316					
RPI	S	Opponent	Score	RPI	S	Opponent	Score	RPI	S	Opponent	Score	RPI	S	Opponent	Score		
								89	H	Tol edo	59	65	116	H	Mi ami (OH)	47	68
												143	A	Ill i nois	54	73	
												171	H	North Dakota	56	62	
												190	A	Morehead St.	62	68	
												203	H	Bowling Green	72	79	
												221	H	Eastern Ill.	62	60	
												249	A	Loyol a Chi cago	54	80	
												275	N	St. Francis Brooklyn	78	76	
												322	H	North Dakota St.	48	51	
												328	A	UIC	65	75	
												338	A	Chi cago St.	76	70	
												342	A	Purdue Fort Wayne	68	64	
LAST 12 Division I GAMES:																	
				338	A	Chi cago St.	76	70	249	A	Loyol a Chi cago	54	80				
				89	H	Tol edo	59	65	203	H	Bowling Green	72	79				
				275	N	St. Francis Brooklyn	78	76	342	A	Purdue Fort Wayne	68	64				
				190	A	Morehead St.	62	68	322	H	North Dakota St.	48	51				
				143	A	Ill i nois	54	73	116	H	Mi ami (OH)	47	68				
				171	H	North Dakota	56	62	221	H	Eastern Ill.	62	60				

Val parai so

Average RPI	Win: 272	WON-LOST	WINNING	LAST 10	STRENGTH OF	OPP. STRENGTH	TEAM	ADJ.	CONF.	ADJ CONF.
Average RPI	Loss: 56	RECORD	PCT. RANK	GAMES	SCHEDULE	OF SCHEDULE	RPI	RPI	RPI	RPI
DIV. I ONLY	5- 11	253	3-7	29	111	179	179	6	6	
DIV. I NON-CONF.	5- 8	224	0- 0	63	125	179	179	6	6	

TOTALS	RPI 1-25	RPI 26-50	W-L RECORDS	RPI 51-100	RPI 101-150	RPI 150+				
5- 11	0- 4	0- 2	OVERALL	0- 3	0- 1	5- 1				
4- 4	0- 1	0- 1	HOME	0- 0	0- 1	4- 1				
1- 4	0- 2	0- 0	AWAY	0- 2	0- 0	1- 0				
0- 3	0- 1	0- 1	NEUTRAL	0- 1	0- 0	0- 0				
5- 8	0- 3	0- 1	NON-CONFERENCE	0- 3	0- 0	5- 1				
4- 2	0- 1	0- 0	HOME	0- 0	0- 0	4- 1				
1- 3	0- 1	0- 0	AWAY	0- 2	0- 0	1- 0				
0- 3	0- 1	0- 1	NEUTRAL	0- 1	0- 0	0- 0				
0- 3	0- 1	0- 1	CONFERENCE	0- 0	0- 1	0- 0				
0- 2	0- 0	0- 1	HOME	0- 0	0- 1	0- 0				
0- 1	0- 1	0- 0	AWAY	0- 0	0- 0	0- 0				
0- 0	0- 0	0- 0	NEUTRAL	0- 0	0- 0	0- 0				

RPI 1-25				RPI 26-50				RPI 51-100				RPI 101+ Team's RPI: 179			
RPI	S	Opponent	Score	RPI	S	Opponent	Score	RPI	S	Opponent	Score	RPI	S	Opponent	Score
5	N	UConn	42 80	34	N	Miami (FL)	65 90	51	A	Kansas St.	61 72	104	H	Georgia	64 71
9	A	NC State	54 74	42	H	Texas A&M	43 50	79	A	Middle Tenn.	58 65	166	H	North Ala.	71 74
19	A	Kentucky	55 77					82	N	Creighton	55 75	195	A	Ball St.	60 43
21	H	Central Mich.	57 66									208	H	Samford	77 52
												308	H	Tennessee St.	89 63
												314	H	Presbyterian	78 43
												337	H	Austin Peay	99 70

LAST 12 Division I GAMES:															
21	H	Central Mich.	57 66	42	H	Texas A&M	43 50	104	H	Georgia	64 71	19	A	Kentucky	55 77
195	A	Ball St.	60 43	51	A	Kansas St.	61 72	208	H	Samford	77 52	82	N	Creighton	55 75
314	H	Presbyterian	78 43	308	H	Tennessee St.	89 63	34	N	Miami (FL)	65 90				
5	N	UConn	42 80												

Non-Div I Games:

Vanderbilt

Average RPI Win: 293

Average RPI Loss: 181

WON-LOST
RECORDWINNING
PCT. RANKLAST 10
GAMESSTRENGTH OF
SCHEDULEOPP. STRENGTH
OF SCHEDULETEAM
RPIADJ.
RPICONF.
RPIADJ CONF.
RPIDIV. I ONLY
DIV. I NON-CONF.4- 10
3- 8267
2672-8
0- 1245
214317
322307
296307
29623
2423
24

TOTALS

RPI 1-25

RPI 26-50

W-L RECORDS

RPI 51-100

RPI 101-150

RPI 150+

4- 10

0- 0

0- 0

OVERALL

0- 2

0- 2

4- 6

3- 6

0- 0

0- 0

HOME

0- 1

0- 1

3- 4

1- 4

0- 0

0- 0

AWAY

0- 1

0- 1

1- 2

0- 0

0- 0

0- 0

NEUTRAL

0- 0

0- 0

0- 0

3- 8

0- 0

0- 0

NON-CONFERENCE

0- 1

0- 2

3- 5

2- 5

0- 0

0- 0

HOME

0- 0

0- 1

2- 4

1- 3

0- 0

0- 0

AWAY

0- 1

0- 1

1- 1

0- 0

0- 0

0- 0

NEUTRAL

0- 0

0- 0

0- 0

1- 2

0- 0

0- 0

CONFERENCE

0- 1

0- 0

1- 1

1- 1

0- 0

0- 0

HOME

0- 1

0- 0

1- 0

0- 1

0- 0

0- 0

AWAY

0- 0

0- 0

0- 1

0- 0

0- 0

0- 0

NEUTRAL

0- 0

0- 0

0- 0

RPI 1-25

RPI 26-50

RPI 51-100

RPI 101+

Team's RPI: 307

RPI S Opponent Score

RPI S Opponent Score

RPI S Opponent Score

RPI S Opponent Score

61 A Kansas 36 77
81 H Maine 51 63

109	H	Yale	55	58
141	A	South Fla.	55	102
170	H	Drexel	44	60
186	H	Rhode Island	58	61
223	H	Dartmouth	42	66
229	H	Holy Cross	40	65
235	H	Rider	54	49
296	A	UMass Lowell	51	54
299	H	Albany (NY)	52	39
311	A	Canisius	46	67
319	A	NJIT	71	63
320	H	Wagner	56	54

LAST 12 Division I GAMES:

141	A	South Fla.	55	102	170	H	Drexel	44	60
109	H	Yale	55	58	81	H	Maine	51	63
319	A	NJIT	71	63	299	H	Albany (NY)	52	39
229	H	Holy Cross	40	65	296	A	UMass Lowell	51	54
320	H	Wagner	56	54	61	A	Kansas	36	77
186	H	Rhode Island	58	61	311	A	Canisius	46	67

Non-Div I Games:

Norwich

78 28

Vermont

Average RPI Win:	163	WON-LOST	WINNING	LAST 10	STRENGTH OF	OPP. STRENGTH	TEAM	ADJ.	CONF.	ADJ CONF.
Average RPI Loss:	61	RECORD	PCT. RANK	GAMES	SCHEDULE	OF SCHEDULE	RPI	RPI	RPI	RPI
DIV. I ONLY	10- 4	68	7-3	49	88	33	33	5	5	
DIV. I NON-CONF.	8- 2	51	0- 0	109	108	31	31	5	5	

TOTALS	RPI 1-25	RPI 26-50	W-L RECORDS	RPI 51-100	RPI 101-150	RPI 150+				
10- 4	0- 2	0- 0	OVERALL	3- 1	2- 1	5- 0				
6- 1	0- 1	0- 0	HOME	2- 0	1- 0	3- 0				
4- 2	0- 1	0- 0	AWAY	1- 0	1- 1	2- 0				
0- 1	0- 0	0- 0	NEUTRAL	0- 1	0- 0	0- 0				
8- 2	0- 1	0- 0	NON-CONFERENCE	2- 1	2- 0	4- 0				
5- 0	0- 0	0- 0	HOME	2- 0	1- 0	2- 0				
3- 1	0- 1	0- 0	AWAY	0- 0	1- 0	2- 0				
0- 1	0- 0	0- 0	NEUTRAL	0- 1	0- 0	0- 0				
2- 2	0- 1	0- 0	CONFERENCE	1- 0	0- 1	1- 0				
1- 1	0- 1	0- 0	HOME	0- 0	0- 0	1- 0				
1- 1	0- 0	0- 0	AWAY	1- 0	0- 1	0- 0				
0- 0	0- 0	0- 0	NEUTRAL	0- 0	0- 0	0- 0				

RPI 1-25				RPI 26-50				Team's RPI: 33				RPI 51-100				RPI 101+			
RPI	S	Opponent	Score	RPI	S	Opponent	Score					RPI	S	Opponent	Score	RPI	S	Opponent	Score
18	H	Butler	55 63									74	N	Virginia Tech	59 61	104	H	Georgia	62 56
24	A	UCF	56 71									82	A	Creighton	54 52	108	A	Lehigh	70 48
												93	H	Hartford	59 41	126	A	Providence	61 67
												95	H	Princeton	67 46	153	H	Xavier	75 71
																198	A	George Washington	60 45
																252	H	Temple	76 68
																257	H	La Salle	81 68
																287	A	Saint Joseph's	47 35

										LAST 12 Division I GAMES:									
										198	A	George Washington	60 45	126	A	Providence	61 67		
										287	A	Saint Joseph's	47 35	82	A	Creighton	54 52		
										95	H	Princeton	67 46	153	H	Xavier	75 71		
										24	A	UCF	56 71	18	H	Butler	55 63		
										74	N	Virginia Tech	59 61	104	H	Georgia	62 56		
										257	H	La Salle	81 68	252	H	Temple	76 68		

Non-Div I Games:

Villanova

Average RPI	Win:	158	WON-LOST	WINNING	LAST 10	STRENGTH OF	OPP. STRENGTH	TEAM	ADJ.	CONF.	ADJ CONF.
Average RPI	Loss:	71	RECORD	PCT. RANK	GAMES	SCHEDULE	OF SCHEDULE	RPI	RPI	RPI	RPI
DIV. I ONLY		7- 9		204	5-5	20	60	122	122	1	1
DIV. I NON-CONF.		6- 7		172	0- 0	58	62	133	133	1	1

TOTALS	RPI 1-25		RPI 26-50		W-L RECORDS	RPI 51-100		RPI 101-150		RPI 150+	
7- 9	0- 5		0- 0		OVERALL	2- 1		3- 1		2- 2	
5- 5	0- 3		0- 0		HOME	1- 0		2- 0		2- 2	
1- 3	0- 2		0- 0		AWAY	1- 1		0- 0		0- 0	
1- 1	0- 0		0- 0		NEUTRAL	0- 0		1- 1		0- 0	
6- 7	0- 4		0- 0		NON-CONFERENCE	1- 0		3- 1		2- 2	
4- 4	0- 2		0- 0		HOME	0- 0		2- 0		2- 2	
1- 2	0- 2		0- 0		AWAY	1- 0		0- 0		0- 0	
1- 1	0- 0		0- 0		NEUTRAL	0- 0		1- 1		0- 0	
1- 2	0- 1		0- 0		CONFERENCE	1- 1		0- 0		0- 0	
1- 1	0- 1		0- 0		HOME	1- 0		0- 0		0- 0	
0- 1	0- 0		0- 0		AWAY	0- 1		0- 0		0- 0	
0- 0	0- 0		0- 0		NEUTRAL	0- 0		0- 0		0- 0	

RPI	S	Opponent	Score	RPI	S	Opponent	Score	RPI	S	Opponent	Score	RPI	S	Opponent	Score	Team's RPI: 122
12	H	Mississippi St.	44 72					67	A	Old Dominion	73 67	118	N	Alabama	52 64	
19	A	Kentucky	51 63					69	A	Clemson	65 71	130	H	Charlotte	65 61	
21	H	Central Mich.	61 74					74	H	Virginia Tech	62 58	141	N	South Fla.	74 67	
23	H	Florida St.	61 63									149	H	American	57 54	
25	A	Michigan St.	66 91									155	H	Radford	44 57	

LAST 12 Division I GAMES:																
155	H	Radford	44 57	74	H	Virginia Tech	62 58									
149	H	American	57 54	69	A	Clemson	65 71									
263	H	Coppin St.	55 41	23	H	Florida St.	61 63									
25	A	Michigan St.	66 91	130	H	Charlotte	65 61									
195	H	Saint Louis	65 67	141	N	South Fla.	74 67									
21	H	Central Mich.	61 74	118	N	Alabama	52 64									

Non-Div I Games:

Virginia

Average RPI Win:	310	WON-LOST	WINNING	LAST 10	STRENGTH OF	OPP. STRENGTH	TEAM	ADJ.	CONF.	ADJ CONF.
Average RPI Loss:	225	RECORD	PCT. RANK	GAMES	SCHEDULE	OF SCHEDULE	RPI	RPI	RPI	RPI
DIV. I ONLY	2- 10	312	2-8	266	350	320	320	31	31	
DIV. I NON-CONF.	1- 9	326	0- 1	253	342	334	334	31	31	

TOTALS	RPI 1-25	RPI 26-50	W-L RECORDS	RPI 51-100	RPI 101-150	RPI 150+				
2- 10	0- 0	0- 0	OVERALL	0- 0	0- 4	2- 6				
0- 3	0- 0	0- 0	HOME	0- 0	0- 1	0- 2				
2- 6	0- 0	0- 0	AWAY	0- 0	0- 3	2- 3				
0- 1	0- 0	0- 0	NEUTRAL	0- 0	0- 0	0- 1				
1- 9	0- 0	0- 0	NON-CONFERENCE	0- 0	0- 4	1- 5				
0- 3	0- 0	0- 0	HOME	0- 0	0- 1	0- 2				
1- 5	0- 0	0- 0	AWAY	0- 0	0- 3	1- 2				
0- 1	0- 0	0- 0	NEUTRAL	0- 0	0- 0	0- 1				
1- 1	0- 0	0- 0	CONFERENCE	0- 0	0- 0	1- 1				
0- 0	0- 0	0- 0	HOME	0- 0	0- 0	0- 0				
1- 1	0- 0	0- 0	AWAY	0- 0	0- 0	1- 1				
0- 0	0- 0	0- 0	NEUTRAL	0- 0	0- 0	0- 0				

RPI 1-25				RPI 26-50				RPI 51-100				RPI 101+ Team's RPI: 320			
RPI	S	Opponent	Score	RPI	S	Opponent	Score	RPI	S	Opponent	Score	RPI	S	Opponent	Score
												103	A	Seton Hall I	40 95
												109	H	Yale	41 74
												110	A	Fordham	59 80
												136	A	Stony Brook	45 70
												268	N	Siena	71 74
												275	A	St. Francis Brooklyn	61 76
												276	A	Central Conn. St.	75 63
												305	H	Army West Point	46 61
												307	A	Vermont	54 56
												309	A	Saint Peter's	57 69
												329	H	Lafayette	43 66
												344	A	Longwood	86 60
LAST 12 Division I GAMES:															
109	H	Yale	41 74	268	N	Siena	71 74								
307	A	Vermont	54 56	276	A	Central Conn. St.	75 63								
329	H	Lafayette	43 66	275	A	St. Francis Brooklyn	61 76								
344	A	Longwood	86 60	136	A	Stony Brook	45 70								
110	A	Fordham	59 80	305	H	Army West Point	46 61								
103	A	Seton Hall I	40 95	309	A	Saint Peter's	57 69								

Non-Div I Games: Staten Island 86 59

Wagner

Average RPI Win:	184	WON-LOST	WINNING	LAST 10	STRENGTH OF	OPP. STRENGTH	TEAM	ADJ.	CONF.	ADJ CONF.
Average RPI Loss:	107	RECORD	PCT. RANK	GAMES	SCHEDULE	OF SCHEDULE	RPI	RPI	RPI	RPI
DIV. I ONLY	9- 6	115	6-4	35	229	107	107	1	1	
DIV. I NON-CONF.	9- 4	85	0- 0	62	271	76	76	1	1	

TOTALS	RPI 1-25	RPI 26-50	W-L RECORDS	RPI 51-100	RPI 101-150	RPI 150+				
9- 6	0- 1	0- 1	OVERALL	2- 1	2- 0	5- 3				
7- 4	0- 1	0- 1	HOME	2- 1	1- 0	4- 1				
1- 2	0- 0	0- 0	AWAY	0- 0	1- 0	0- 2				
1- 0	0- 0	0- 0	NEUTRAL	0- 0	0- 0	1- 0				
9- 4	0- 1	0- 0	NON-CONFERENCE	2- 0	2- 0	5- 3				
7- 2	0- 1	0- 0	HOME	2- 0	1- 0	4- 1				
1- 2	0- 0	0- 0	AWAY	0- 0	1- 0	0- 2				
1- 0	0- 0	0- 0	NEUTRAL	0- 0	0- 0	1- 0				
0- 2	0- 0	0- 1	CONFERENCE	0- 1	0- 0	0- 0				
0- 2	0- 0	0- 1	HOME	0- 1	0- 0	0- 0				
0- 0	0- 0	0- 0	AWAY	0- 0	0- 0	0- 0				
0- 0	0- 0	0- 0	NEUTRAL	0- 0	0- 0	0- 0				

RPI 1-25				RPI 26-50				RPI 51-100				RPI 101+				Team's RPI: 107
RPI	S	Opponent	Score	RPI	S	Opponent	Score	RPI	S	Opponent	Score	RPI	S	Opponent	Score	
15	H	Indiana	73 87	34	H	Miami (FL)	57 72	66	H	St. John's (NY)	64 59	119	H	Towson	60 53	
								68	H	James Madison	50 49	130	A	Charlotte	69 43	
								90	H	Boston College	64 65	153	H	Xavier	50 62	
												167	A	VCU	40 53	
												180	A	East Carolina	61 70	
												183	H	Mercer	69 54	
												200	H	UMES	78 67	
												277	H	Richmond	62 48	
												302	H	Norfolk St.	63 61	
												313	N	South Carolina St.	58 44	

LAST 12 Division I GAMES:																
130	A	Charlotte	69 43	90	H	Boston College	64 65	34	H	Miami (FL)	57 72	302	H	Norfolk St.	63 61	
66	H	St. John's (NY)	64 59	313	N	South Carolina St.	58 44	68	H	James Madison	50 49	200	H	UMES	78 67	
15	H	Indiana	73 87													
180	A	East Carolina	61 70													
153	H	Xavier	50 62													
167	A	VCU	40 53													

Non-Div I Games:

Wake Forest

Average RPI Win:	183	WON-LOST	WINNING	LAST 10	STRENGTH OF	OPP. STRENGTH	TEAM	ADJ.	CONF.	ADJ CONF.
Average RPI Loss:	60	RECORD	PCT. RANK	GAMES	SCHEDULE	OF SCHEDULE	RPI	RPI	RPI	RPI
DIV. I ONLY	7- 8	181	4-6	24	87	114	114	2	2	
DIV. I NON-CONF.	7- 5	132	0- 1	51	133	97	97	2	2	

TOTALS	RPI 1-25	RPI 26-50	W-L RECORDS	RPI 51-100	RPI 101-150	RPI 150+				
7- 8	0- 2	1- 1	OVERALL	0- 4	2- 1	4- 0				
5- 3	0- 1	0- 1	HOME	0- 1	2- 0	3- 0				
1- 3	0- 1	0- 0	AWAY	0- 2	0- 0	1- 0				
1- 2	0- 0	1- 0	NEUTRAL	0- 1	0- 1	0- 0				
7- 5	0- 1	1- 1	NON-CONFERENCE	0- 2	2- 1	4- 0				
5- 2	0- 1	0- 1	HOME	0- 0	2- 0	3- 0				
1- 1	0- 0	0- 0	AWAY	0- 1	0- 0	1- 0				
1- 2	0- 0	1- 0	NEUTRAL	0- 1	0- 1	0- 0				
0- 3	0- 1	0- 0	CONFERENCE	0- 2	0- 0	0- 0				
0- 1	0- 0	0- 0	HOME	0- 1	0- 0	0- 0				
0- 2	0- 1	0- 0	AWAY	0- 1	0- 0	0- 0				
0- 0	0- 0	0- 0	NEUTRAL	0- 0	0- 0	0- 0				

RPI 1-25				RPI 26-50				RPI 51-100				RPI 101+ Team's RPI: 114			
RPI	S	Opponent	Score	RPI	S	Opponent	Score	RPI	S	Opponent	Score	RPI	S	Opponent	Score
8	A	Oregon	71 84	35	N	Duke	71 64	60	A	Oregon St.	67 78	110	N	Fordham	57 65
12	H	Mississippi St.	56 103	45	H	Boise St.	69 73	73	N	Michigan	73 80	124	H	Montana	69 54
								77	A	Tulane	51 63	133	H	Ohio St.	69 59
								98	H	Washington St.	76 79	209	H	Northern Ariz.	81 59
												218	H	Cal St. Fullerton	83 74
												230	H	George Mason	81 52
												334	A	Seattle U	69 58

LAST 12 Division I GAMES:															
12	H	Mississippi St.	56 103	45	H	Boise St.	69 73	73	N	Michigan	73 80	110	N	Fordham	57 65
124	H	Montana	69 54	73	N	Michigan	73 80	60	A	Oregon St.	67 78	8	A	Oregon	71 84
133	H	Ohio St.	69 59	110	N	Fordham	57 65	77	A	Tulane	51 63	98	H	Washington St.	76 79
230	H	George Mason	81 52	60	A	Oregon St.	67 78								
334	A	Seattle U	69 58	73	N	Michigan	73 80								
35	N	Duke	71 64	98	H	Washington St.	76 79								

Non-Div I Games:

Washington

Average RPI Win:	153	WON-LOST	WINNING	LAST 10	STRENGTH OF	OPP. STRENGTH	TEAM	ADJ.	CONF.	ADJ CONF.
Average RPI Loss:	73	RECORD	PCT. RANK	GAMES	SCHEDULE	OF SCHEDULE	RPI	RPI	RPI	RPI
DIV. I ONLY	6- 8	206	5-5	21	61	98	98	2	2	
DIV. I NON-CONF.	5- 6	177	1- 0	46	88	136	136	2	2	

TOTALS	RPI 1-25	RPI 26-50	W-L RECORDS	RPI 51-100	RPI 101-150	RPI 150+				
6- 8	0- 2	1- 1	OVERALL	1- 2	1- 2	3- 1				
3- 3	0- 0	1- 1	HOME	1- 0	0- 2	1- 0				
1- 4	0- 2	0- 0	AWAY	0- 1	1- 0	0- 1				
2- 1	0- 0	0- 0	NEUTRAL	0- 1	0- 0	2- 0				
5- 6	0- 1	1- 1	NON-CONFERENCE	1- 1	0- 2	3- 1				
3- 3	0- 0	1- 1	HOME	1- 0	0- 2	1- 0				
0- 2	0- 1	0- 0	AWAY	0- 0	0- 0	0- 1				
2- 1	0- 0	0- 0	NEUTRAL	0- 1	0- 0	2- 0				
1- 2	0- 1	0- 0	CONFERENCE	0- 1	1- 0	0- 0				
0- 0	0- 0	0- 0	HOME	0- 0	0- 0	0- 0				
1- 2	0- 1	0- 0	AWAY	0- 1	1- 0	0- 0				
0- 0	0- 0	0- 0	NEUTRAL	0- 0	0- 0	0- 0				

RPI 1-25				RPI 26-50				RPI 51-100 Team's RPI: 98				RPI 101+			
RPI	S	Opponent	Score	RPI	S	Opponent	Score	RPI	S	Opponent	Score	RPI	S	Opponent	Score
8	A	Oregon	58 98	39	H	Saint Mary's (CA)	64 70	60	A	Oregon St.	69 76	101	H	UC Davis	62 75
10	A	Gonzaga	53 76	45	H	Boise St.	95 71	61	N	Kansas	63 71	114	A	Washington	79 76
								91	H	Nebraska	87 84	150	H	Utah St.	61 72
												157	A	CSUN	52 65
												181	N	Jacksonville St.	64 51
												241	N	Wichita St.	85 59
												243	H	San Francisco	91 61
LAST 12 Division I GAMES:															
10	A	Gonzaga	53 76	241	N	Wichita St.	85 59	8	A	Oregon	58 98				
45	H	Boise St.	95 71	181	N	Jacksonville St.	64 51	60	A	Oregon St.	69 76				
243	H	San Francisco	91 61					114	A	Washington	79 76				
157	A	CSUN	52 65					61	N	Kansas	63 71				
101	H	UC Davis	62 75												
91	H	Nebraska	87 84												

Non-Div I Games:

Washington St.

Average RPI Win:	285	WON-LOST	WINNING	LAST 10	STRENGTH OF	OPP. STRENGTH	TEAM	ADJ.	CONF.	ADJ CONF.
Average RPI Loss:	180	RECORD	PCT. RANK	GAMES	SCHEDULE	OF SCHEDULE	RPI	RPI	RPI	RPI
DIV. I ONLY	2- 12	321	1-9	319	188	339	339	13	13	
DIV. I NON-CONF.	2- 7	288	0- 0	282	255	317	317	11	11	

TOTALS	RPI 1-25	RPI 26-50	W-L RECORDS	RPI 51-100	RPI 101-150	RPI 150+				
2- 12	0- 0	0- 0	OVERALL	0- 1	0- 2	2- 9				
1- 5	0- 0	0- 0	HOME	0- 0	0- 2	1- 3				
1- 6	0- 0	0- 0	AWAY	0- 1	0- 0	1- 5				
0- 1	0- 0	0- 0	NEUTRAL	0- 0	0- 0	0- 1				
2- 7	0- 0	0- 0	NON-CONFERENCE	0- 1	0- 0	2- 6				
1- 2	0- 0	0- 0	HOME	0- 0	0- 0	1- 2				
1- 4	0- 0	0- 0	AWAY	0- 1	0- 0	1- 3				
0- 1	0- 0	0- 0	NEUTRAL	0- 0	0- 0	0- 1				
0- 5	0- 0	0- 0	CONFERENCE	0- 0	0- 2	0- 3				
0- 3	0- 0	0- 0	HOME	0- 0	0- 2	0- 1				
0- 2	0- 0	0- 0	AWAY	0- 0	0- 0	0- 2				
0- 0	0- 0	0- 0	NEUTRAL	0- 0	0- 0	0- 0				

RPI 1-25				RPI 26-50				RPI 51-100				RPI 101+				Team's RPI: 339	
RPI	S	Opponent	Score	RPI	S	Opponent	Score	RPI	S	Opponent	Score	RPI	S	Opponent	Score		
								52	A	Utah	56	77	102	H	Idaho St.	57	70
												105	H	Idaho	74	79	
												160	H	Portland	73	89	
												167	N	VCU	36	64	
												169	A	Pepperdine	47	68	
												197	H	Eastern Wash.	58	64	
												209	A	Northern Ariz.	64	74	
												210	H	UC Riverside	39	71	
												225	A	Southern Utah	79	84	
												266	A	Utah Valley	59	65	
												279	H	UTEP	68	63	
												290	A	Incarnate Word	72	64	
												300	A	UTSA	59	66	

LAST 12 Division I GAMES:																	
266	A	Utah Valley	59	65	102	H	Idaho St.	57	70	225	A	Southern Utah	79	84			
52	A	Utah	56	77	209	A	Northern Ariz.	64	74	105	H	Idaho	74	79			
169	A	Pepperdine	47	68	197	H	Eastern Wash.	58	64	210	H	UC Riverside	39	71			
279	H	UTEP	68	63													
300	A	UTSA	59	66													
167	N	VCU	36	64													

Non-Div I Games: La Verne 105 43

Weber St.

Average RPI Win:	238	WON-LOST	WINNING	LAST 10	STRENGTH OF	OPP. STRENGTH	TEAM	ADJ.	CONF.	ADJ CONF.
Average RPI Loss:	40	RECORD	PCT. RANK	GAMES	SCHEDULE	OF SCHEDULE	RPI	RPI	RPI	RPI
DIV. I ONLY	10- 4	68	7-3	240	110	156	156	3	3	
DIV. I NON-CONF.	9- 2	43	1- 0	337	115	188	188	3	3	

TOTALS	RPI 1-25	RPI 26-50	W-L RECORDS	RPI 51-100	RPI 101-150	RPI 150+				
10- 4	0- 1	0- 2	OVERALL	2- 1	1- 0	7- 0				
8- 2	0- 0	0- 2	HOME	1- 0	1- 0	6- 0				
1- 1	0- 0	0- 0	AWAY	1- 1	0- 0	0- 0				
1- 1	0- 1	0- 0	NEUTRAL	0- 0	0- 0	1- 0				
9- 2	0- 1	0- 1	NON-CONFERENCE	1- 0	1- 0	7- 0				
7- 1	0- 0	0- 1	HOME	0- 0	1- 0	6- 0				
1- 0	0- 0	0- 0	AWAY	1- 0	0- 0	0- 0				
1- 1	0- 1	0- 0	NEUTRAL	0- 0	0- 0	1- 0				
1- 2	0- 0	0- 1	CONFERENCE	1- 1	0- 0	0- 0				
1- 1	0- 0	0- 1	HOME	1- 0	0- 0	0- 0				
0- 1	0- 0	0- 0	AWAY	0- 1	0- 0	0- 0				
0- 0	0- 0	0- 0	NEUTRAL	0- 0	0- 0	0- 0				

RPI 1-25				RPI 26-50				RPI 51-100				RPI 101+ Team's RPI: 156			
RPI	S	Opponent	Score	RPI	S	Opponent	Score	RPI	S	Opponent	Score	RPI	S	Opponent	Score
14	N	Iowa	81 84	27	H	Missouri	51 68	72	H	Oklahoma St.	67 58	119	H	Towson	90 43
				36	H	Texas	58 70	76	A	Pittsburgh	77 43	245	H	Niagara	84 32
								83	A	TCU	48 62	263	H	Coppin St.	78 37
												303	H	Bryant	94 48
												319	H	NJIT	95 50
												326	H	Eastern Ky.	78 29
												326	N	Eastern Ky.	81 39
												331	H	Morgan St.	72 37
LAST 12 Division I GAMES:															
331	H	Morgan St.	72 37	326	N	Eastern Ky.	81 39	72	H	Oklahoma St.	67 58				
326	H	Eastern Ky.	78 29	72	H	Texas	58 70	36	H	Texas	58 70				
76	A	Pittsburgh	77 43	83	A	TCU	48 62	245	H	Niagara	84 32				
27	H	Missouri	51 68	119	H	Towson	90 43								
14	N	Iowa	81 84												
303	H	Bryant	94 48												

Non-Div I Games:

West Virginia

Average RPI Win:	302	WON-LOST	WINNING	LAST 10	STRENGTH OF	OPP. STRENGTH	TEAM	ADJ.	CONF.	ADJ CONF.
Average RPI Loss:	202	RECORD	PCT. RANK	GAMES	SCHEDULE	OF SCHEDULE	RPI	RPI	RPI	RPI
DIV. I ONLY	2- 12	321	2-8	206	342	323	323	24	24	
DIV. I NON-CONF.	2- 11	316	0- 0	192	341	322	322	26	26	

TOTALS	RPI 1-25	RPI 26-50	W-L RECORDS	RPI 51-100	RPI 101-150	RPI 150+				
2- 12	0- 1	0- 1	OVERALL	0- 0	0- 1	2- 9				
1- 5	0- 0	0- 0	HOME	0- 0	0- 0	1- 5				
1- 7	0- 1	0- 1	AWAY	0- 0	0- 1	1- 4				
0- 0	0- 0	0- 0	NEUTRAL	0- 0	0- 0	0- 0				
2- 11	0- 1	0- 1	NON-CONFERENCE	0- 0	0- 1	2- 8				
1- 5	0- 0	0- 0	HOME	0- 0	0- 0	1- 5				
1- 6	0- 1	0- 1	AWAY	0- 0	0- 1	1- 3				
0- 0	0- 0	0- 0	NEUTRAL	0- 0	0- 0	0- 0				
0- 1	0- 0	0- 0	CONFERENCE	0- 0	0- 0	0- 1				
0- 0	0- 0	0- 0	HOME	0- 0	0- 0	0- 0				
0- 1	0- 0	0- 0	AWAY	0- 0	0- 0	0- 1				
0- 0	0- 0	0- 0	NEUTRAL	0- 0	0- 0	0- 0				

RPI 1-25				RPI 26-50				RPI 51-100				RPI 101+ Team's RPI: 323			
RPI	S	Opponent	Score	RPI	S	Opponent	Score	RPI	S	Opponent	Score	RPI	S	Opponent	Score
19	A	Kentucky	39 99	44	A	Georgi a Tech	49 84					115	A	Tennessee Tech	58 77
												166	H	North Ala.	66 89
												201	A	Coastal Caro.	59 77
												213	H	Gardner-Webb	52 62
												247	H	Campbel l	37 63
												251	A	Wofford	65 91
												256	A	UNC Asheville	49 74
												282	H	N. C. A&T	51 69
												293	H	USC Upstate	68 64
												310	A	Winthrop	65 57
												313	H	South Carolina St.	39 54
												319	A	NJIT	71 79

LAST 12 Division I GAMES:															
282	H	N. C. A&T	51 69	251	A	Wofford	65 91								
166	H	North Ala.	66 89	213	H	Gardner-Webb	52 62								
319	A	NJIT	71 79	313	H	South Carolina St.	39 54								
115	A	Tennessee Tech	58 77	310	A	Winthrop	65 57								
256	A	UNC Asheville	49 74	19	A	Kentucky	39 99								
44	A	Georgi a Tech	49 84	293	H	USC Upstate	68 64								

Non-Div I Games: Young Harris 63 54

Western Caro.

Average RPI Win:	234	WON-LOST	WINNING	LAST 10	STRENGTH OF	OPP. STRENGTH	TEAM	ADJ.	CONF.	ADJ CONF.
Average RPI Loss:	116	RECORD	PCT. RANK	GAMES	SCHEDULE	OF SCHEDULE	RPI	RPI	RPI	RPI
DIV. I ONLY	3- 11	296	4-6	56	178	216	216	16	16	
DIV. I NON-CONF.	2- 9	297	0- 0	60	188	238	238	15	15	

TOTALS	RPI 1-25	RPI 26-50	W-L RECORDS	RPI 51-100	RPI 101-150	RPI 150+				
3- 11	0- 2	0- 2	OVERALL	0- 2	0- 0	3- 5				
2- 3	0- 1	0- 2	HOME	0- 0	0- 0	2- 0				
0- 5	0- 1	0- 0	AWAY	0- 1	0- 0	0- 3				
1- 3	0- 0	0- 0	NEUTRAL	0- 1	0- 0	1- 2				
2- 9	0- 2	0- 1	NON-CONFERENCE	0- 2	0- 0	2- 4				
1- 2	0- 1	0- 1	HOME	0- 0	0- 0	1- 0				
0- 4	0- 1	0- 0	AWAY	0- 1	0- 0	0- 2				
1- 3	0- 0	0- 0	NEUTRAL	0- 1	0- 0	1- 2				
1- 2	0- 0	0- 1	CONFERENCE	0- 0	0- 0	1- 1				
1- 1	0- 0	0- 1	HOME	0- 0	0- 0	1- 0				
0- 1	0- 0	0- 0	AWAY	0- 0	0- 0	0- 1				
0- 0	0- 0	0- 0	NEUTRAL	0- 0	0- 0	0- 0				

RPI 1-25				RPI 26-50				RPI 51-100				RPI 101+ Team's RPI: 216			
RPI	S	Opponent	Score	RPI	S	Opponent	Score	RPI	S	Opponent	Score	RPI	S	Opponent	Score
11	H	Drake	71 98	27	H	Missouri	64 89	56	A	Purdue	60 81	154	H	Denver	87 78
18	A	Butler	51 92	31	H	South Dakota St.	84 93	92	N	Northern Ill.	61 86	162	A	Oral Roberts	64 68
												185	A	Bradley	68 82
												199	A	Southeast Mo. St.	71 81
												212	N	Furman	85 78
												221	N	Eastern Ill.	62 64
												279	N	UTEP	72 84
												337	H	Austin Peay	77 72
LAST 12 Division I GAMES:															
221	N	Eastern Ill.	62 64	162	A	Oral Roberts	64 68								
185	A	Bradley	68 82	154	H	Denver	87 78								
337	H	Austin Peay	77 72	31	H	South Dakota St.	84 93								
199	A	Southeast Mo. St.	71 81	212	N	Furman	85 78								
18	A	Butler	51 92	279	N	UTEP	72 84								
56	A	Purdue	60 81	92	N	Northern Ill.	61 86								

Non-Div I Games: MacMurray 136 39 William Woods 81 73

Western III.

Average RPI Win: 186

Average RPI Loss: 56

WON-LOST
RECORDWINNING
PCT. RANKLAST 10
GAMESSTRENGTH OF
SCHEDULEOPP. STRENGTH
OF SCHEDULETEAM
RPIADJ.
RPICONF.
RPIADJ CONF.
RPIDIV. I ONLY
DIV. I NON-CONF.6- 8
4- 8206
2417-3
0- 128
3810
8111
139111
13917
1917
19

TOTALS

RPI 1-25

RPI 26-50

W-L RECORDS

RPI 51-100

RPI 101-150

RPI 150+

6- 8

0- 5

0- 0

OVERALL

1- 1

1- 1

4- 1

4- 3

0- 2

0- 0

HOME

1- 0

1- 0

2- 1

1- 3

0- 2

0- 0

AWAY

0- 0

0- 1

1- 0

1- 2

0- 1

0- 0

NEUTRAL

0- 1

0- 0

1- 0

4- 8

0- 5

0- 0

NON-CONFERENCE

0- 1

0- 1

4- 1

2- 3

0- 2

0- 0

HOME

0- 0

0- 0

2- 1

1- 3

0- 2

0- 0

AWAY

0- 0

0- 1

1- 0

1- 2

0- 1

0- 0

NEUTRAL

0- 1

0- 0

1- 0

2- 0

0- 0

0- 0

CONFERENCE

1- 0

1- 0

0- 0

2- 0

0- 0

0- 0

HOME

1- 0

1- 0

0- 0

0- 0

0- 0

0- 0

AWAY

0- 0

0- 0

0- 0

0- 0

0- 0

0- 0

NEUTRAL

0- 0

0- 0

0- 0

RPI 1-25

RPI 26-50

RPI 51-100

RPI 101+

Team's RPI: 111

RPI	S	Opponent	Score
1	A	Notre Dame	53 94
7	H	Louisville	80 102
10	N	Gonzaga	55 76
14	H	Iowa	67 104
21	A	Central Mich.	90 108

RPI	S	Opponent	Score
-----	---	----------	-------

RPI	S	Opponent	Score
60	N	Oregon St.	60 74
67	H	Old Domini on	75 60

RPI	S	Opponent	Score
130	H	Charlotte	76 58
138	A	Oklahoma	83 90
152	H	Southern Ill.	83 76
164	A	Little Rock	68 56
195	H	Ball St.	83 86
270	N	ETSU	82 68
331	H	Morgan St.	90 43

LAST 12 Division I GAMES:

164	A	Little Rock	68	56	10	N	Gonzaga	55	76
331	H	Morgan St.	90	43	270	N	ETSU	82	68
60	N	Oregon St.	60	74	67	H	Old Domini on	75	60
152	H	Southern Ill.	83	76	130	H	Charlotte	76	58
21	A	Central Mich.	90	108	1	A	Notre Dame	53	94
14	H	Iowa	67	104	195	H	Ball St.	83	86

Non-Div I Games:

Union (TN)

77 65

Bel larmi ne

95 57

Western Ky.

Loss,
 Non-Conf,
 S Site,
 H Home
 A Away
 N Neutral

Average RPI Win:	302	WON-LOST	WINNING	LAST 10	STRENGTH OF	OPP. STRENGTH	TEAM	ADJ.	CONF.	ADJ CONF.
Average RPI Loss:	178	RECORD	PCT. RANK	GAMES	SCHEDULE	OF SCHEDULE	RPI	RPI	RPI	RPI
DIV. I ONLY	6- 6	167	6-4	341	281	292	292	8	8	
DIV. I NON-CONF.	5- 5	162	0- 0	347	241	330	330	8	8	

TOTALS	RPI 1-25	RPI 26-50	W-L RECORDS	RPI 51-100	RPI 101-150	RPI 150+				
6- 6	0- 0	0- 0	OVERALL	0- 1	0- 0	6- 5				
2- 4	0- 0	0- 0	HOME	0- 1	0- 0	2- 3				
3- 1	0- 0	0- 0	AWAY	0- 0	0- 0	3- 1				
1- 1	0- 0	0- 0	NEUTRAL	0- 0	0- 0	1- 1				
5- 5	0- 0	0- 0	NON-CONFERENCE	0- 1	0- 0	5- 4				
2- 3	0- 0	0- 0	HOME	0- 1	0- 0	2- 2				
2- 1	0- 0	0- 0	AWAY	0- 0	0- 0	2- 1				
1- 1	0- 0	0- 0	NEUTRAL	0- 0	0- 0	1- 1				
1- 1	0- 0	0- 0	CONFERENCE	0- 0	0- 0	1- 1				
0- 1	0- 0	0- 0	HOME	0- 0	0- 0	0- 1				
1- 0	0- 0	0- 0	AWAY	0- 0	0- 0	1- 0				
0- 0	0- 0	0- 0	NEUTRAL	0- 0	0- 0	0- 0				

RPI 1-25				RPI 26-50				RPI 51-100				RPI 101+				Team's RPI: 292	
RPI	S	Opponent	Score	RPI	S	Opponent	Score	RPI	S	Opponent	Score	RPI	S	Opponent	Score		
								73	H	Michigan	42	79	165	H	Akron	59	72
													171	N	North Dakota	50	62
													189	H	New Mexico St.	54	66
													203	A	Bowling Green	84	82
													222	A	Ole Miss	66	69
													249	H	Loyola Chicago	53	64
													281	A	Fla. Atlantic	69	59
													326	H	Eastern Ky.	64	53
													330	N	Florida A&M	69	50
													332	A	Detroit Mercy	54	44
													342	H	Purdue Fort Wayne	69	61
LAST 12 Division I GAMES:																	
249	H	Loyola Chicago	53	64	165	H	Akron	59	72								
326	H	Eastern Ky.	64	53	203	A	Bowling Green	84	82								
222	A	Ole Miss	66	69	330	N	Florida A&M	69	50								
73	H	Michigan	42	79	171	N	North Dakota	50	62								
189	H	New Mexico St.	54	66	281	A	Fla. Atlantic	69	59								
342	H	Purdue Fort Wayne	69	61	332	A	Detroit Mercy	54	44								

Non-Div I Games: Saginaw Valley 75 51

Western Mich.

Average RPI Win:	223	WON-LOST	WINNING	LAST 10	STRENGTH OF	OPP. STRENGTH	TEAM	ADJ.	CONF.	ADJ CONF.
Average RPI Loss:	99	RECORD	PCT. RANK	GAMES	SCHEDULE	OF SCHEDULE	RPI	RPI	RPI	RPI
DIV. I ONLY	7- 8	181	3-7	223	101	241	241	9	9	
DIV. I NON-CONF.	7- 6	153	0- 1	244	80	247	247	9	9	

TOTALS	RPI 1-25	RPI 26-50	W-L RECORDS	RPI 51-100	RPI 101-150	RPI 150+				
7- 8	0- 1	0- 0	OVERALL	0- 4	2- 2	5- 1				
7- 3	0- 0	0- 0	HOME	0- 2	2- 1	5- 0				
0- 2	0- 0	0- 0	AWAY	0- 0	0- 1	0- 1				
0- 3	0- 1	0- 0	NEUTRAL	0- 2	0- 0	0- 0				
7- 6	0- 1	0- 0	NON-CONFERENCE	0- 4	2- 1	5- 0				
7- 3	0- 0	0- 0	HOME	0- 2	2- 1	5- 0				
0- 0	0- 0	0- 0	AWAY	0- 0	0- 0	0- 0				
0- 3	0- 1	0- 0	NEUTRAL	0- 2	0- 0	0- 0				
0- 2	0- 0	0- 0	CONFERENCE	0- 0	0- 1	0- 1				
0- 0	0- 0	0- 0	HOME	0- 0	0- 0	0- 0				
0- 2	0- 0	0- 0	AWAY	0- 0	0- 1	0- 1				
0- 0	0- 0	0- 0	NEUTRAL	0- 0	0- 0	0- 0				

RPI 1-25				RPI 26-50				RPI 51-100				RPI 101+ Team's RPI: 241			
RPI	S	Opponent	Score	RPI	S	Opponent	Score	RPI	S	Opponent	Score	RPI	S	Opponent	Score
17	N	South Dakota	64 73					72	H	Oklahoma St.	47 60	115	H	Tennessee Tech	45 55
								82	H	Creighton	71 83	128	H	Grambling	70 61
								85	N	Northwestern	43 65	144	H	Missouri St.	63 60
								98	N	Washington St.	59 85	146	A	Tulsa	49 63
												151	H	Louisiana Tech	70 56
												180	A	East Carolina	56 78
												204	H	Sam Houston St.	63 55
												271	H	Houston Baptist	68 50
												315	H	Ark.-Pine Bluff	76 39
												347	H	Savannah St.	66 50

LAST 12 Division I GAMES:															
82	H	Creighton	71 83	98	N	Washington St.	59 85	180	A	East Carolina	56 78	146	A	Tulsa	49 63
115	H	Tennessee Tech	45 55	146	A	Tulsa	49 63	347	H	Savannah St.	66 50	85	N	Northwestern	43 65
72	H	Oklahoma St.	47 60	347	H	Savannah St.	66 50	85	N	Northwestern	43 65	128	H	Grambling	70 61
151	H	Louisiana Tech	70 56	85	N	Northwestern	43 65								
17	N	South Dakota	64 73	128	H	Grambling	70 61								
271	H	Houston Baptist	68 50												

Non-Div I Games:

Wichita St.

Winthrop				Through Games Of Jan. 10, 2019							
Average RPI	Win:	311	WON-LOST	WINNING	LAST 10	STRENGTH OF	OPP. STRENGTH	TEAM	ADJ.	CONF.	ADJ CONF.
Average RPI	Loss:	207	RECORD	PCT. RANK	GAMES	SCHEDULE	OF SCHEDULE	RPI	RPI	RPI	RPI
DIV. I ONLY		6- 7		188	5-5	345	333	310	310	29	29
DIV. I NON-CONF.		4- 6		212	0- 0	294	331	266	266	29	29

TOTALS	RPI 1-25		RPI 26-50		W-L RECORDS	RPI 51-100		RPI 101-150		RPI 150+	
6- 7	0- 0		0- 0		OVERALL	0- 1		0- 2		6- 4	
4- 2	0- 0		0- 0		HOME	0- 0		0- 0		4- 2	
2- 5	0- 0		0- 0		AWAY	0- 1		0- 2		2- 2	
0- 0	0- 0		0- 0		NEUTRAL	0- 0		0- 0		0- 0	
4- 6	0- 0		0- 0		NON-CONFERENCE	0- 1		0- 2		4- 3	
2- 1	0- 0		0- 0		HOME	0- 0		0- 0		2- 1	
2- 5	0- 0		0- 0		AWAY	0- 1		0- 2		2- 2	
0- 0	0- 0		0- 0		NEUTRAL	0- 0		0- 0		0- 0	
2- 1	0- 0		0- 0		CONFERENCE	0- 0		0- 0		2- 1	
2- 1	0- 0		0- 0		HOME	0- 0		0- 0		2- 1	
0- 0	0- 0		0- 0		AWAY	0- 0		0- 0		0- 0	
0- 0	0- 0		0- 0		NEUTRAL	0- 0		0- 0		0- 0	

RPI 1-25				RPI 26-50				RPI 51-100				RPI 101+ Team's RPI: 310					
RPI	S	Opponent	Score	RPI	S	Opponent	Score	RPI	S	Opponent	Score	RPI	S	Opponent	Score		
								68	A	James Madi son	39	56	104	A	Georgi a	39	85
													145	A	Wi sconsi n	41	76
													182	H	El on	58	57
													251	A	Wofford	53	70
													264	A	Ga. Southern	55	64
													293	H	USC Upstate	50	76
													313	A	South Carolina St.	58	50
													323	H	Western Caro.	57	65
													336	A	Col. of Charleston	71	64
													343	H	N. C. Central	66	41
													344	H	Longwood	77	69
													348	H	Charleston So.	57	52

LAST 12 Division I GAMES:																	
				313	A	South Carolina St.	58	50	293	H	USC Upstate	50	76				
				336	A	Col. of Charleston	71	64	348	H	Charleston So.	57	52				
				68	A	James Madi son	39	56	344	H	Longwood	77	69				
				251	A	Wofford	53	70	323	H	Western Caro.	57	65				
				343	H	N. C. Central	66	41	264	A	Ga. Southern	55	64				
				104	A	Georgia	39	85	182	H	El on	58	57				

Non-Div I Games: Newberry 63 67

Winthrop

W
i
s
c
o
n
s
i
n

Wisconsin					Through Games Of Jan. 10, 2019						
Average RPI	Win:	231	WON-LOST	WINNING	LAST 10	STRENGTH OF	OPP. STRENGTH	TEAM	ADJ.	CONF.	ADJ CONF.
Average RPI	Loss:	52	RECORD	PCT. RANK	GAMES	SCHEDULE	OF SCHEDULE	RPI	RPI	RPI	RPI
DIV. I ONLY	10- 6	105	4-6	225	73	145	145	4	4		
DIV. I NON-CONF.	9- 3	62	0- 0	307	148	178	178	4	4		

TOTALS		RPI 1-25	RPI 26-50	W-L RECORDS		RPI 51-100	RPI 101-150	RPI 150+			
10- 6	0- 1	0- 3	OVERALL	2- 2	1- 0	7- 0					
7- 1	0- 0	0- 1	HOME	1- 0	1- 0	5- 0					
1- 4	0- 1	0- 1	AWAY	0- 2	0- 0	1- 0					
2- 1	0- 0	0- 1	NEUTRAL	1- 0	0- 0	1- 0					
9- 3	0- 0	0- 3	NON-CONFERENCE	1- 0	1- 0	7- 0					
6- 1	0- 0	0- 1	HOME	0- 0	1- 0	5- 0					
1- 1	0- 0	0- 1	AWAY	0- 0	0- 0	1- 0					
2- 1	0- 0	0- 1	NEUTRAL	1- 0	0- 0	1- 0					
1- 3	0- 1	0- 0	CONFERENCE	1- 2	0- 0	0- 0					
1- 0	0- 0	0- 0	HOME	1- 0	0- 0	0- 0					
0- 3	0- 1	0- 0	AWAY	0- 2	0- 0	0- 0					
0- 0	0- 0	0- 0	NEUTRAL	0- 0	0- 0	0- 0					

RPI 1-25			RPI 26-50			RPI 51-100			RPI 101+ Team's RPI: 145		
RPI S Opponent	Score		RPI S Opponent	Score		RPI S Opponent	Score		RPI S Opponent	Score	
14 A Iowa	53 71		35 H Duke	53 60		56 H Purdue	76 69		113 H IUPUI	65 64	
			49 A Green Bay	46 55		75 A Minnesota	56 74		187 A Milwaukee	68 57	
			50 N Arkansas	68 69		76 N Pittsburgh	57 42		259 H Marshall	67 49	
						86 A Penn St.	64 71		308 N Tennessee St.	58 53	
									310 H Winthrop	76 41	
									322 H North Dakota St.	64 53	
									338 H Chicago St.	85 38	
									345 H Evansville	96 60	

W
i
s
c
o
n
s
i
n

Non-Div I Games:

Wisconsin

Average RPI Win:	298	WON-LOST	WINNING	LAST 10	STRENGTH OF	OPP. STRENGTH	TEAM	ADJ.	CONF.	ADJ CONF.
Average RPI Loss:	185	RECORD	PCT. RANK	GAMES	SCHEDULE	OF SCHEDULE	RPI	RPI	RPI	RPI
DIV. I ONLY	6- 7	188	6-4	334	282	251	251	24	24	
DIV. I NON-CONF.	5- 7	206	0- 0	318	279	257	257	26	26	
<hr/>										
TOTALS	RPI 1-25	RPI 26-50	W-L RECORDS	RPI 51-100	RPI 101-150	RPI 150+				
6- 7	0- 0	0- 1	OVERALL	0- 1	0- 2	6- 3				
4- 0	0- 0	0- 0	HOME	0- 0	0- 0	4- 0				
2- 7	0- 0	0- 1	AWAY	0- 1	0- 2	2- 3				
0- 0	0- 0	0- 0	NEUTRAL	0- 0	0- 0	0- 0				
5- 7	0- 0	0- 1	NON-CONFERENCE	0- 1	0- 2	5- 3				
3- 0	0- 0	0- 0	HOME	0- 0	0- 0	3- 0				
2- 7	0- 0	0- 1	AWAY	0- 1	0- 2	2- 3				
0- 0	0- 0	0- 0	NEUTRAL	0- 0	0- 0	0- 0				
1- 0	0- 0	0- 0	CONFERENCE	0- 0	0- 0	1- 0				
1- 0	0- 0	0- 0	HOME	0- 0	0- 0	1- 0				
0- 0	0- 0	0- 0	AWAY	0- 0	0- 0	0- 0				
0- 0	0- 0	0- 0	NEUTRAL	0- 0	0- 0	0- 0				

RPI 1-25				RPI 26-50				RPI 51-100				RPI 101+ Team's RPI: 251			
RPI	S	Opponent	Score	RPI	S	Opponent	Score	RPI	S	Opponent	Score	RPI	S	Opponent	Score
				44	A	Georgi a Tech	40 81	69	A	Cl emson	77 85	130	A	Charl otte	63 85
												139	A	Appal achi an St.	70 94
												213	H	Gardner-Webb	59 53
												256	A	UNC Asheville	46 60
												264	A	Ga. Southern	81 65
												310	H	Winthrop	70 53
												314	A	Presbyteri an	50 61
												323	H	Western Caro.	91 65
												336	H	Col. of Charleston	78 58
												343	A	N. C. Central	59 66
												344	A	Longwood	101 72
<hr/>															
LAST 12 Division I GAMES:															
				256	A	UNC Asheville	46 60	323	H	Western Caro.	91 65				
				310	H	Winthrop	70 53	44	A	Georgi a Tech	40 81				
				336	H	Col. of Charleston	78 58	139	A	Appal achi an St.	70 94				
				314	A	Presbyteri an	50 61	343	A	N. C. Central	59 66				
				130	A	Charl otte	63 85	344	A	Longwood	101 72				
				69	A	Cl emson	77 85	213	H	Gardner-Webb	59 53				

Non-Div I Games: Warren Wilson 107 30 Southern Wesleyan 110 47 Brevard 106 52

Wofford

Average RPI Win:	191	WON-LOST	WINNING	LAST 10	STRENGTH OF	OPP. STRENGTH	TEAM	ADJ.	CONF.	ADJ CONF.
Average RPI Loss:	121	RECORD	PCT. RANK	GAMES	SCHEDULE	OF SCHEDULE	RPI	RPI	RPI	RPI

DIV. I ONLY	11- 4	62	9-1	206	122	84	84	19	19
DIV. I NON-CONF.	7- 4	109	0- 0	165	145	94	94	16	16
TOTALS	RPI 1-25	RPI 26-50	W-L RECORDS	RPI 51-100	RPI 101-150	RPI 150+			
11- 4	0- 1	1- 1	OVERALL	1- 0	2- 1	7- 1			
3- 1	0- 0	1- 1	HOME	1- 0	0- 0	1- 0			
4- 3	0- 1	0- 0	AWAY	0- 0	1- 1	3- 1			
4- 0	0- 0	0- 0	NEUTRAL	0- 0	1- 0	3- 0			
7- 4	0- 1	0- 1	NON-CONFERENCE	1- 0	1- 1	5- 1			
1- 1	0- 0	0- 1	HOME	1- 0	0- 0	0- 0			
2- 3	0- 1	0- 0	AWAY	0- 0	0- 1	2- 1			
4- 0	0- 0	0- 0	NEUTRAL	0- 0	1- 0	3- 0			
4- 0	0- 0	1- 0	CONFERENCE	0- 0	1- 0	2- 0			
2- 0	0- 0	1- 0	HOME	0- 0	0- 0	1- 0			
2- 0	0- 0	0- 0	AWAY	0- 0	1- 0	1- 0			
0- 0	0- 0	0- 0	NEUTRAL	0- 0	0- 0	0- 0			

RPI S Opponent Score	RPI S Opponent Score	RPI S Opponent Score	RPI S Opponent Score
25 A Michigan St. 68 84	43 H Belmont 63 79	96 H Kent St. 61 55	112 N Marist 76 60
	49 H Green Bay 85 67		113 A IUPUI 78 75
			130 A Charlotte 85 88
			170 N Drexel 71 63
			187 H Milwaukee 61 57
			228 A UNLV 68 52
			231 N Stetson 57 44
			248 N Hofstra 93 64
			284 A CSU Bakersfield 74 76
			328 A UIC 79 46
			341 A Manhattan 60 44
LAST 12 Division I GAMES:			
170 N Drexel 71 63	187 H Milwaukee 61 57		
96 H Kent St. 61 55	49 H Green Bay 85 67		
112 N Marist 76 60	328 A UIC 79 46		
231 N Stetson 57 44	113 A IUPUI 78 75		
248 N Hofstra 93 64	130 A Charlotte 85 88		
25 A Michigan St. 68 84	341 A Manhattan 60 44		

Non-Div I Games: Kentucky St. 83 53

Wright St.

Average RPI Loss: 52

DIV. I ONLY	7- 3	78	8-2	77	55	40	40	11	11
DIV. I NON-CONF.	5- 2	82	0- 0	41	61	23	23	10	10
TOTALS	RPI 1-25	RPI 26-50	W-L RECORDS	RPI 51-100	RPI 101-150	RPI 150+			
7- 3	0- 0	1- 2	OVERALL	0- 1	2- 0	4- 0			
6- 0	0- 0	1- 0	HOME	0- 0	2- 0	3- 0			
0- 3	0- 0	0- 2	AWAY	0- 1	0- 0	0- 0			
1- 0	0- 0	0- 0	NEUTRAL	0- 0	0- 0	1- 0			
5- 2	0- 0	1- 1	NON-CONFERENCE	0- 1	2- 0	2- 0			
4- 0	0- 0	1- 0	HOME	0- 0	2- 0	1- 0			
0- 2	0- 0	0- 1	AWAY	0- 1	0- 0	0- 0			
1- 0	0- 0	0- 0	NEUTRAL	0- 0	0- 0	1- 0			
2- 1	0- 0	0- 1	CONFERENCE	0- 0	0- 0	2- 0			
2- 0	0- 0	0- 0	HOME	0- 0	0- 0	2- 0			
0- 1	0- 0	0- 1	AWAY	0- 0	0- 0	0- 0			
0- 0	0- 0	0- 0	NEUTRAL	0- 0	0- 0	0- 0			

RPI 1-25				Team's RPI: 40				RPI 51-100				RPI 101+			
RPI	S	Opponent	Score	RPI	S	Opponent	Score	RPI	S	Opponent	Score	RPI	S	Opponent	Score
				31	H	South Dakota St.	77 70					105	H	Idaho	64 61
				39	A	Saint Mary's (CA)	84 90	71	A	Pacific	64 70	135	H	Montana St.	66 58
				45	A	Boise St.	64 72					154	H	Denver	78 74
												178	N	North Texas	53 49
												206	H	San Diego St.	87 45
												228	H	UNLV	90 62
LAST 12 Division I GAMES:															
				135	H	Montana St.	66 58	206	H	San Diego St.	87 45				
				71	A	Pacific	64 70	228	H	UNLV	90 62				
				178	N	North Texas	53 49	45	A	Boise St.	64 72				
				39	A	Saint Mary's (CA)	84 90	31	H	South Dakota St.	77 70				
								105	H	Idaho	64 61				
								154	H	Denver	78 74				

Wyoming

Average RPI Win: **216**
 Average RPI Loss: **79**

WON-LOST
RECORD

WINNING
PCT. RANK

LAST 10
GAMES

STRENGTH OF
SCHEDULE

OPP. STRENGTH
OF SCHEDULE

TEAM
RPI

ADJ.
RPI

CONF.
RPI

ADJ CONF.
RPI

DIV. I ONLY	10- 5	88	6-4	215	123	153	153	5	5
DIV. I NON-CONF.	9- 2	43	0- 0	281	189	125	125	5	5
TOTALS	RPI 1-25	RPI 26-50	W-L RECORDS	RPI 51-100	RPI 101-150	RPI 150+			
10- 5	0- 0	0- 1	OVERALL	0- 3	3- 1	7- 0			
9- 2	0- 0	0- 0	HOME	0- 2	2- 0	7- 0			
1- 3	0- 0	0- 1	AWAY	0- 1	1- 1	0- 0			
0- 0	0- 0	0- 0	NEUTRAL	0- 0	0- 0	0- 0			
9- 2	0- 0	0- 0	NON-CONFERENCE	0- 1	2- 1	7- 0			
8- 1	0- 0	0- 0	HOME	0- 1	1- 0	7- 0			
1- 1	0- 0	0- 0	AWAY	0- 0	1- 1	0- 0			
0- 0	0- 0	0- 0	NEUTRAL	0- 0	0- 0	0- 0			
1- 3	0- 0	0- 1	CONFERENCE	0- 2	1- 0	0- 0			
1- 1	0- 0	0- 0	HOME	0- 1	1- 0	0- 0			
0- 2	0- 0	0- 1	AWAY	0- 1	0- 0	0- 0			
0- 0	0- 0	0- 0	NEUTRAL	0- 0	0- 0	0- 0			

RPI	S	Opponent	Score	RPI	S	Opponent	Score	RPI	S	Opponent	Score	RPI	S	Opponent	Score
				33	A	Villanova	71 75	66	H	St. John's (NY)	57 76	103	H	Seton Hall	63 62
								75	H	Minnesota	53 78	107	A	Wake Forest	62 50
								87	A	Georgetown	61 68	115	H	Tennessee Tech	70 60
												132	A	Cincinnati	61 79
												166	H	North Ala.	94 81
												203	H	Bowling Green	65 49
												233	H	Alabama St.	87 58
												273	H	New Orleans	61 45
												278	H	Fairfield	48 35
												338	H	Chicago St.	91 57
												346	H	Delaware St.	80 59
Team's RPI: 153															
LAST 12 Division I GAMES:															
				103	H	Seton Hall	63 62	33	A	Villanova	71 75				
				66	H	St. John's (NY)	57 76	87	A	Georgetown	61 68				
				166	H	North Ala.	94 81	273	H	New Orleans	61 45				
				203	H	Bowling Green	65 49	233	H	Alabama St.	87 58				
				107	A	Wake Forest	62 50	132	A	Cincinnati	61 79				
				278	H	Fairfield	48 35	346	H	Delaware St.	80 59				

Non-Div I Games:

Xavier

Average RPI	Win:	262	WON-LOST	WINNING	LAST 10	STRENGTH OF	OPP. STRENGTH	TEAM	ADJ.	CONF.	ADJ CONF.
Average RPI	Loss:	94	RECORD	PCT. RANK	GAMES	SCHEDULE	OF SCHEDULE	RPI	RPI	RPI	RPI
DIV. I ONLY		10- 5		88	8-2	233	280	109	109	10	10
DIV. I NON-CONF.		10- 5		91	1- 0	233	274	104	104	12	12

TOTALS	RPI 1-25		RPI 26-50		W-L RECORDS	RPI 51-100		RPI 101-150		RPI 150+	
10- 5	0- 0		0- 0		OVERALL	0- 3		1- 2		9- 0	
3- 0	0- 0		0- 0		HOME	0- 0		0- 0		3- 0	
4- 5	0- 0		0- 0		AWAY	0- 3		1- 2		3- 0	
3- 0	0- 0		0- 0		NEUTRAL	0- 0		0- 0		3- 0	
10- 5	0- 0		0- 0		NON-CONFERENCE	0- 3		1- 2		9- 0	
3- 0	0- 0		0- 0		HOME	0- 0		0- 0		3- 0	
4- 5	0- 0		0- 0		AWAY	0- 3		1- 2		3- 0	
3- 0	0- 0		0- 0		NEUTRAL	0- 0		0- 0		3- 0	
0- 0	0- 0		0- 0		CONFERENCE	0- 0		0- 0		0- 0	
0- 0	0- 0		0- 0		HOME	0- 0		0- 0		0- 0	
0- 0	0- 0		0- 0		AWAY	0- 0		0- 0		0- 0	
0- 0	0- 0		0- 0		NEUTRAL	0- 0		0- 0		0- 0	

RPI 1-25				RPI 26-50				RPI 51-100				RPI 101+ Team's RPI: 109					
RPI	S	Opponent	Score	RPI	S	Opponent	Score	RPI	S	Opponent	Score	RPI	S	Opponent	Score		
								55	A	SFA	57	67	125	A	Youngstown St.	58	56
								66	A	St. John's (NY)	52	56	126	A	Providence	42	59
								92	A	Northern Ill.	80	89	132	A	Cincinnati	52	66
													195	N	Saint Louis	58	52
													245	N	Niagara	67	64
													260	H	Colgate	80	61
													276	H	Central Conn. St.	58	46
													282	N	N.C. A&T	59	49
													305	A	Army West Point	62	51
													307	A	Vermont	58	55
													309	H	Saint Peter's	72	56
													320	A	Wagner	74	41

LAST 12 Division I GAMES:																	
282	N	N.C. A&T	59	49	245	N	Niagara	67	64	195	N	Saint Louis	58	52			
55	A	SFA	57	67	276	H	Central Conn. St.	58	46	305	A	Army West Point	62	51			
309	H	Saint Peter's	72	56	307	A	Vermont	58	55	320	A	Wagner	74	41			
126	A	Providence	42	59	66	A	St. John's (NY)	52	56								
320	A	Wagner	74	41													
125	A	Youngstown St.	58	56													

Non-Div I Games:

Yale

Average RPI Win:	235	WON-LOST	WINNING	LAST 10	STRENGTH OF	OPP. STRENGTH	TEAM	ADJ.	CONF.	ADJ CONF.
Average RPI Loss:	114	RECORD	PCT. RANK	GAMES	SCHEDULE	OF SCHEDULE	RPI	RPI	RPI	RPI

DIV. I ONLY	10- 4	68	8-2	243	222	125	125	19	19
DIV. I NON-CONF.	6- 3	91	0- 0	86	277	73	73	16	16

TOTALS	RPI 1-25	RPI 26-50	W-L RECORDS	RPI 51-100	RPI 101-150	RPI 150+			
10- 4	0- 0	0- 0	OVERALL	1- 2	1- 1	8- 1			
6- 1	0- 0	0- 0	HOME	0- 0	1- 1	5- 0			
4- 3	0- 0	0- 0	AWAY	1- 2	0- 0	3- 1			
0- 0	0- 0	0- 0	NEUTRAL	0- 0	0- 0	0- 0			
6- 3	0- 0	0- 0	NON-CONFERENCE	1- 2	0- 1	5- 0			
4- 1	0- 0	0- 0	HOME	0- 0	0- 1	4- 0			
2- 2	0- 0	0- 0	AWAY	1- 2	0- 0	1- 0			
0- 0	0- 0	0- 0	NEUTRAL	0- 0	0- 0	0- 0			
4- 1	0- 0	0- 0	CONFERENCE	0- 0	1- 0	3- 1			
2- 0	0- 0	0- 0	HOME	0- 0	1- 0	1- 0			
2- 1	0- 0	0- 0	AWAY	0- 0	0- 0	2- 1			
0- 0	0- 0	0- 0	NEUTRAL	0- 0	0- 0	0- 0			

RPI	S	Opponent	Score	RPI	S	Opponent	Score	RPI	S	Opponent	Score	RPI	S	Opponent	Score	Team's RPI: 125
65	A	Bucknell	68 73	76	A	Pittsburgh	64 55	96	A	Kent St.	34 62	109	H	Yale	56 58	
113	H	IUPUI	70 52	165	H	Akron	72 61	187	A	Milwaukee	68 71	220	H	Saint Francis (PA)	80 56	
249	H	Loyola Chicago	74 63	254	A	Oakland	69 55	297	H	Robert Morris	69 59	311	A	Canisius	62 36	
328	H	UIC	81 29	332	A	Detroit Mercy	85 59									

LAST 12 Division I GAMES:																
187	A	Milwaukee	68 71	328	H	UIC	81 29									
113	H	IUPUI	70 52	254	A	Oakland	69 55									
165	H	Akron	72 61	332	A	Detroit Mercy	85 59									
109	H	Yale	56 58	65	A	Bucknell	68 73									
96	A	Kent St.	34 62	220	H	Saint Francis (PA)	80 56									
76	A	Pittsburgh	64 55	311	A	Canisius	62 36									

Non-Div I Games: Thiel 76 53 Carlow 90 31

Youngstown St.