

Average RPI Win:	296	WON-LOST	WINNING	LAST 10	STRENGTH OF	OPP. STRENGTH	TEAM	ADJ.	CONF.	ADJ CONF.
Average RPI Loss:	185	RECORD	PCT. RANK	GAMES	SCHEDULE	OF SCHEDULE	RPI	RPI	RPI	RPI

DIV. I ONLY	3- 5	226	5-5	340	200	326	326	22	22
DIV. I NON-CONF.	2- 5	262	0- 0	336	185	334	334	22	22
TOTALS	RPI 1-25	RPI 26-50	W-L RECORDS	RPI 51-100	RPI 101-150	RPI 150+			
3- 5	0- 0	0- 0	OVERALL	0- 0	0- 0	3- 5			
0- 3	0- 0	0- 0	HOME	0- 0	0- 0	0- 3			
2- 1	0- 0	0- 0	AWAY	0- 0	0- 0	2- 1			
1- 1	0- 0	0- 0	NEUTRAL	0- 0	0- 0	1- 1			
2- 5	0- 0	0- 0	NON-CONFERENCE	0- 0	0- 0	2- 5			
0- 3	0- 0	0- 0	HOME	0- 0	0- 0	0- 3			
1- 1	0- 0	0- 0	AWAY	0- 0	0- 0	1- 1			
1- 1	0- 0	0- 0	NEUTRAL	0- 0	0- 0	1- 1			
1- 0	0- 0	0- 0	CONFERENCE	0- 0	0- 0	1- 0			
0- 0	0- 0	0- 0	HOME	0- 0	0- 0	0- 0			
1- 0	0- 0	0- 0	AWAY	0- 0	0- 0	1- 0			
0- 0	0- 0	0- 0	NEUTRAL	0- 0	0- 0	0- 0			

RPI 1-25				RPI 26-50				RPI 51-100				RPI 101+				Team's RPI: 326	
RPI	S	Opponent	Score	RPI	S	Opponent	Score	RPI	S	Opponent	Score	RPI	S	Opponent	Score		
												158	A	Texas Tech	61	78	
												161	H	Texas St.	53	60	
												163	H	New Mexico St.	65	67	
												169	N	Prairie View	59	67	
												274	A	UTRGV	59	49	
												274	H	UTRGV	57	70	
												304	A	Central Ark.	73	65	
												310	N	Louisiana	64	63	
LAST 12 Division I GAMES:																	
				304	A	Central Ark.	73 65	158	A	Texas Tech	61 78						
				163	H	New Mexico St.	65 67	274	A	UTRGV	59 49						
				274	H	UTRGV	57 70										
				169	N	Prairie View	59 67										
				310	N	Louisiana	64 63										
				161	H	Texas St.	53 60										

Non-Div I Games: UNKNOWN 78 40 Schreiner 64 34 Tex. A&M Int'l 84 36 Texas Lutheran 73 49 A&M-Corpus Christi

Average RPI Win:	230	WON-LOST	WINNING	LAST 10	STRENGTH OF	OPP. STRENGTH	TEAM	ADJ.	CONF.	ADJ CONF.
Average RPI Loss:	130	RECORD	PCT. RANK	GAMES	SCHEDULE	OF SCHEDULE	RPI	RPI	RPI	RPI
DIV. I ONLY	3- 4	197	6-4	131	229	146	146	22	22	
DIV. I NON-CONF.	3- 4	199	0- 1	132	223	145	145	22	22	

TOTALS	RPI 1-25	RPI 26-50	W-L RECORDS	RPI 51-100	RPI 101-150	RPI 150+				
3- 4	0- 0	0- 0	OVERALL	0- 1	0- 1	3- 2				
0- 1	0- 0	0- 0	HOME	0- 1	0- 0	0- 0				
2- 3	0- 0	0- 0	AWAY	0- 0	0- 1	2- 2				
1- 0	0- 0	0- 0	NEUTRAL	0- 0	0- 0	1- 0				
3- 4	0- 0	0- 0	NON-CONFERENCE	0- 1	0- 1	3- 2				
0- 1	0- 0	0- 0	HOME	0- 1	0- 0	0- 0				
2- 3	0- 0	0- 0	AWAY	0- 0	0- 1	2- 2				
1- 0	0- 0	0- 0	NEUTRAL	0- 0	0- 0	1- 0				
0- 0	0- 0	0- 0	CONFERENCE	0- 0	0- 0	0- 0				
0- 0	0- 0	0- 0	HOME	0- 0	0- 0	0- 0				
0- 0	0- 0	0- 0	AWAY	0- 0	0- 0	0- 0				
0- 0	0- 0	0- 0	NEUTRAL	0- 0	0- 0	0- 0				

RPI 1-25				RPI 26-50				RPI 51-100				RPI 101+				Team's RPI: 146
RPI	S	Opponent	Score	RPI	S	Opponent	Score	RPI	S	Opponent	Score	RPI	S	Opponent	Score	
								53	H	Arkansas	68 80	127	A	FGCU	65 81	
												158	A	Texas Tech	54 105	
												163	A	New Mexico St.	58 46	
												181	A	Tul sa	63 75	
												202	N	Texas Southern	81 39	
												325	A	UTEP	70 69	
LAST 12 Division I GAMES:																
325	A	UTEP	70 69	158	A	Texas Tech	54 105	127	A	FGCU	65 81					
202	N	Texas Southern	81 39	53	H	Arkansas	68 80									
163	A	New Mexico St.	58 46	181	A	Tul sa	63 75									

Non-Div I Games: Eastern N.M. 78 46 Howard Payne 98 43 Southwest (NM) 90 47 Schreiner 90 43 Abilene Christian

Average RPI Win:	239	WON-LOST	WINNING	LAST 10	STRENGTH OF	OPP. STRENGTH	TEAM	ADJ.	CONF.	ADJ CONF.
Average RPI Loss:	117	RECORD	PCT. RANK	GAMES	SCHEDULE	OF SCHEDULE	RPI	RPI	RPI	RPI
DIV. I ONLY	3- 7	255	3-7	46	267	183	183	10	10	
DIV. I NON-CONF.	3- 7	255	0- 1	46	265	187	187	10	10	

TOTALS	RPI 1-25	RPI 26-50	W-L RECORDS	RPI 51-100	RPI 101-150	RPI 150+				
3- 7	0- 1	0- 2	OVERALL	1- 0	0- 1	2- 3				
2- 2	0- 0	0- 0	HOME	1- 0	0- 0	1- 2				
1- 5	0- 1	0- 2	AWAY	0- 0	0- 1	1- 1				
0- 0	0- 0	0- 0	NEUTRAL	0- 0	0- 0	0- 0				
3- 7	0- 1	0- 2	NON-CONFERENCE	1- 0	0- 1	2- 3				
2- 2	0- 0	0- 0	HOME	1- 0	0- 0	1- 2				
1- 5	0- 1	0- 2	AWAY	0- 0	0- 1	1- 1				
0- 0	0- 0	0- 0	NEUTRAL	0- 0	0- 0	0- 0				
0- 0	0- 0	0- 0	CONFERENCE	0- 0	0- 0	0- 0				
0- 0	0- 0	0- 0	HOME	0- 0	0- 0	0- 0				
0- 0	0- 0	0- 0	AWAY	0- 0	0- 0	0- 0				
0- 0	0- 0	0- 0	NEUTRAL	0- 0	0- 0	0- 0				

RPI 1-25				RPI 26-50				RPI 51-100				RPI 101+ Team's RPI: 183			
RPI	S	Opponent	Score	RPI	S	Opponent	Score	RPI	S	Opponent	Score	RPI	S	Opponent	Score
3	A	Oregon	36 82	30	A	Minnesota	50 67	51	H	Northern Colo.	69 57	139	A	Portland	60 79
				35	A	Northeastern	41 54					189	A	Denver	66 92
												196	H	George Mason	71 78
												230	H	Navy	47 54
												319	A	Army West Point	71 60
												347	H	Fairleigh Dickinson	85 37
												189	A	Denver	66 92
LAST 12 Division I GAMES:															
3	A	Oregon	36 82	30	A	Minnesota	50 67	51	H	Northern Colo.	69 57				
139	A	Portland	60 79	35	A	Northeastern	41 54								
230	H	Navy	47 54					319	A	Army West Point	71 60				
196	H	George Mason	71 78					347	H	Fairleigh Dickinson	85 37				
								189	A	Denver	66 92				

Non-Div I Games: Western St. 72 54

Air Force

Loss,
Non-Conf, S Site,
H Home
A Away
N Neutral

Average RPI Win: 286

Average RPI Loss: 71

WON-LOST
RECORDWINNING
PCT. RANKLAST 10
GAMESSTRENGTH OF
SCHEDULEOPP. STRENGTH
OF SCHEDULETEAM
RPIADJ.
RPICONF.
RPIADJ CONF.
RPIDIV. I ONLY
DIV. I NON-CONF.8- 2
8- 247
518-2
0- 0344
344104
103207
208207
2089
99
9

TOTALS

RPI 1-25

RPI 26-50

W-L RECORDS

RPI 51-100

RPI 101-150

RPI 150+

8- 2

0- 1

0- 0

OVERALL

0- 0

0- 1

8- 0

3- 1

0- 1

0- 0

HOME

0- 0

0- 0

3- 0

1- 1

0- 0

0- 0

AWAY

0- 0

0- 1

1- 0

4- 0

0- 0

0- 0

NEUTRAL

0- 0

0- 0

4- 0

8- 2

0- 1

0- 0

NON-CONFERENCE

0- 0

0- 1

8- 0

3- 1

0- 1

0- 0

HOME

0- 0

0- 0

3- 0

1- 1

0- 0

0- 0

AWAY

0- 0

0- 1

1- 0

4- 0

0- 0

0- 0

NEUTRAL

0- 0

0- 0

4- 0

0- 0

0- 0

0- 0

CONFERENCE

0- 0

0- 0

0- 0

0- 0

0- 0

0- 0

HOME

0- 0

0- 0

0- 0

0- 0

0- 0

0- 0

AWAY

0- 0

0- 0

0- 0

0- 0

0- 0

0- 0

NEUTRAL

0- 0

0- 0

0- 0

RPI 1-25

RPI 26-50

RPI 51-100

RPI 101+

Team's RPI: 207

RPI	S	Opponent	Score
17	H	Butler	47 63

RPI	S	Opponent	Score
-----	---	----------	-------

RPI	S	Opponent	Score
-----	---	----------	-------

RPI	S	Opponent	Score
124	A	Youngstown St.	61 72
240	N	Oakland	85 65
242	H	Eastern Ky.	63 54
248	H	St. Bonaventure	67 58
296	N	Jackson St.	74 57
299	N	Northern Ky.	77 60
307	A	N. C. A&T	49 36
325	N	UTEP	64 57
329	H	Canisius	62 53

LAST 12 Division I GAMES:

325	N	UTEP	64	57	242	H	Eastern Ky.	63	54
296	N	Jackson St.	74	57	124	A	Youngstown St.	61	72
329	H	Canisius	62	53	299	N	Northern Ky.	77	60
17	H	Butler	47	63	240	N	Oakland	85	65
248	H	St. Bonaventure	67	58	307	A	N. C. A&T	49	36

Non-Div I Games:

Malone

63 44

Akron

Loss,
 Non-Conf,
 S Site,
 H Home
 A Away
 N Neutral

Average RPI Win:	180	WON-LOST	WINNING	LAST 10	STRENGTH OF	OPP. STRENGTH	TEAM	ADJ.	CONF.	ADJ CONF.
Average RPI Loss:	114	RECORD	PCT. RANK	GAMES	SCHEDULE	OF SCHEDULE	RPI	RPI	RPI	RPI
DIV. I ONLY	8- 5	115	6-4	65	185	99	99	6	6	
DIV. I NON-CONF.	8- 5	120	0- 1	65	182	99	99	6	6	

TOTALS	RPI 1-25	RPI 26-50	W-L RECORDS	RPI 51-100	RPI 101-150	RPI 150+				
8- 5	0- 0	0- 1	OVERALL	2- 1	2- 1	4- 2				
6- 1	0- 0	0- 0	HOME	2- 0	1- 1	3- 0				
1- 1	0- 0	0- 0	AWAY	0- 1	0- 0	1- 0				
1- 3	0- 0	0- 1	NEUTRAL	0- 0	1- 0	0- 2				
8- 5	0- 0	0- 1	NON-CONFERENCE	2- 1	2- 1	4- 2				
6- 1	0- 0	0- 0	HOME	2- 0	1- 1	3- 0				
1- 1	0- 0	0- 0	AWAY	0- 1	0- 0	1- 0				
1- 3	0- 0	0- 1	NEUTRAL	0- 0	1- 0	0- 2				
0- 0	0- 0	0- 0	CONFERENCE	0- 0	0- 0	0- 0				
0- 0	0- 0	0- 0	HOME	0- 0	0- 0	0- 0				
0- 0	0- 0	0- 0	AWAY	0- 0	0- 0	0- 0				
0- 0	0- 0	0- 0	NEUTRAL	0- 0	0- 0	0- 0				

RPI 1-25				RPI 26-50				RPI 51-100				Team's RPI: 99				RPI 101+			
RPI	S	Opponent	Score	RPI	S	Opponent	Score	RPI	S	Opponent	Score	RPI	S	Opponent	Score	RPI	S	Opponent	Score
38	N	Miami (FL)	74 101					55	A	Utah	62 72	122	H	Grambling	73 55				
								65	H	Tulane	69 58	132	H	South Alabama	67 72				
								95	H	Clemson	76 56	133	N	Virginia	64 52				
												164	N	Louisiana Tech	62 79				
												181	N	Tulsa	73 80				
												211	H	Southeastern La.	88 40				
												239	H	Stetson	59 47				
												250	A	SMU	62 61				
												321	H	Northwestern St.	87 73				
LAST 12 Division I GAMES:																			
38	N	Miami (FL)	74 101	164	N	Louisiana Tech	62 79												
133	N	Virginia	64 52	239	H	Stetson	59 47												
321	H	Northwestern St.	87 73	122	H	Grambling	73 55												
65	H	Tulane	69 58	95	H	Clemson	76 56												
132	H	South Alabama	67 72	250	A	SMU	62 61												
181	N	Tulsa	73 80	55	A	Utah	62 72												

Non-Div I Games:

Alabama

Average RPI	Win:	256	WON-LOST	WINNING	LAST 10	STRENGTH OF	OPP. STRENGTH	TEAM	ADJ.	CONF.	ADJ CONF.
Average RPI	Loss:	197	RECORD	PCT. RANK	GAMES	SCHEDULE	OF SCHEDULE	RPI	RPI	RPI	RPI
DIV. I ONLY		5- 6		181	5-5	281	292	246	246	24	24
DIV. I NON-CONF.		5- 6		176	1- 0	279	293	243	243	24	24

TOTALS	RPI 1-25		RPI 26-50		W-L RECORDS	RPI 51-100		RPI 101-150		RPI 150+	
5- 6	0- 0		0- 1		OVERALL	0- 0		0- 1		5- 4	
2- 2	0- 0		0- 0		HOME	0- 0		0- 0		2- 2	
2- 4	0- 0		0- 1		AWAY	0- 0		0- 1		2- 2	
1- 0	0- 0		0- 0		NEUTRAL	0- 0		0- 0		1- 0	
5- 6	0- 0		0- 1		NON-CONFERENCE	0- 0		0- 1		5- 4	
2- 2	0- 0		0- 0		HOME	0- 0		0- 0		2- 2	
2- 4	0- 0		0- 1		AWAY	0- 0		0- 1		2- 2	
1- 0	0- 0		0- 0		NEUTRAL	0- 0		0- 0		1- 0	
0- 0	0- 0		0- 0		CONFERENCE	0- 0		0- 0		0- 0	
0- 0	0- 0		0- 0		HOME	0- 0		0- 0		0- 0	
0- 0	0- 0		0- 0		AWAY	0- 0		0- 0		0- 0	
0- 0	0- 0		0- 0		NEUTRAL	0- 0		0- 0		0- 0	

RPI 1-25				RPI 26-50				RPI 51-100				RPI 101+ Team's RPI : 246			
RPI	S	Opponent	Score	RPI	S	Opponent	Score	RPI	S	Opponent	Score	RPI	S	Opponent	Score
				32	A	Kansas	54 65					143	A	UAB	47 82
												165	H	Jacksonville St.	48 55
												176	A	Illinois	60 88
												211	H	Southeastern La.	51 48
												232	N	Jacksonville	65 60
												253	A	Murray St.	59 53
												289	H	Tennessee St.	67 57
												297	A	North Florida	63 62
												320	H	Lipscomb	58 62
												345	A	Austin Peay	58 75
LAST 12 Division I GAMES:															
				297	A	North Florida	63 62					232	N	Jacksonville	65 60
				211	H	Southeastern La.	51 48					32	A	Kansas	54 65
				165	H	Jacksonville St.	48 55					320	H	Lipscomb	58 62
				345	A	Austin Peay	58 75					289	H	Tennessee St.	67 57
				253	A	Murray St.	59 53					176	A	Illinois	60 88
				143	A	UAB	47 82								

Non-Div I Games:

Al abama A&M

■ Loss,
 ■ Non-Conf, S Site,
 ■ Home
 ■ Away
 N Neutral

Average RPI Win:	0	WON-LOST	WINNING	LAST 10	STRENGTH OF	OPP. STRENGTH	TEAM	ADJ.	CONF.	ADJ CONF.
Average RPI Loss:	109	RECORD	PCT. RANK	GAMES	SCHEDULE	OF SCHEDULE	RPI	RPI	RPI	RPI
DIV. I ONLY	0- 10	338	1-9	2	338	193	193	24	24	
DIV. I NON-CONF.	0- 10	336	0- 1	2	337	192	192	24	24	

TOTALS	RPI 1-25	RPI 26-50	W-L RECORDS	RPI 51-100	RPI 101-150	RPI 150+				
0- 10	0- 1	0- 1	OVERALL	0- 2	0- 3	0- 3				
0- 3	0- 0	0- 0	HOME	0- 1	0- 1	0- 1				
0- 7	0- 1	0- 1	AWAY	0- 1	0- 2	0- 2				
0- 0	0- 0	0- 0	NEUTRAL	0- 0	0- 0	0- 0				
0- 10	0- 1	0- 1	NON-CONFERENCE	0- 2	0- 3	0- 3				
0- 3	0- 0	0- 0	HOME	0- 1	0- 1	0- 1				
0- 7	0- 1	0- 1	AWAY	0- 1	0- 2	0- 2				
0- 0	0- 0	0- 0	NEUTRAL	0- 0	0- 0	0- 0				
0- 0	0- 0	0- 0	CONFERENCE	0- 0	0- 0	0- 0				
0- 0	0- 0	0- 0	HOME	0- 0	0- 0	0- 0				
0- 0	0- 0	0- 0	AWAY	0- 0	0- 0	0- 0				
0- 0	0- 0	0- 0	NEUTRAL	0- 0	0- 0	0- 0				

RPI 1-25				RPI 26-50				RPI 51-100				RPI 101+ Team's RPI: 193			
RPI	S	Opponent	Score	RPI	S	Opponent	Score	RPI	S	Opponent	Score	RPI	S	Opponent	Score
23	A	Kentucky	35 87	31	A	Auburn	50 83	64	H	South Carolina	38 94	110	A	Xavier	58 87
								66	A	Georgia Tech	42 69	132	A	South Alabama	65 77
												143	H	UAB	47 62
												155	A	Troy	46 116
												156	A	North Ala.	42 68
												214	H	Samford	51 60
LAST 12 Division I GAMES:															
143	H	UAB	47 62	31	A	Auburn	50 83	110	A	Xavier	58 87				
132	A	South Alabama	65 77	64	H	South Carolina	38 94	23	A	Kentucky	35 87				
66	A	Georgia Tech	42 69												
155	A	Troy	46 116												
156	A	North Ala.	42 68												
214	H	Samford	51 60												

Non-Div I Games: Mobile 69 63

Alabama St.

■ Loss,
 ■ Non-Conf,
 ■ S Site,
 ■ Home
 ■ A Away
 N Neutral

Average RPI Win:	306	WON-LOST	WINNING	LAST 10	STRENGTH OF	OPP. STRENGTH	TEAM	ADJ.	CONF.	ADJ CONF.
Average RPI Loss:	191	RECORD	PCT. RANK	GAMES	SCHEDULE	OF SCHEDULE	RPI	RPI	RPI	RPI
DIV. I ONLY	3- 10	278	2-8	259	300	300	300	25	25	
DIV. I NON-CONF.	3- 10	277	1- 0	257	300	300	300	25	25	

TOTALS	RPI 1-25	RPI 26-50	W-L RECORDS	RPI 51-100	RPI 101-150	RPI 150+				
3- 10	0- 1	0- 0	OVERALL	0- 2	0- 1	3- 6				
1- 4	0- 0	0- 0	HOME	0- 1	0- 0	1- 3				
2- 6	0- 1	0- 0	AWAY	0- 1	0- 1	2- 3				
0- 0	0- 0	0- 0	NEUTRAL	0- 0	0- 0	0- 0				
3- 10	0- 1	0- 0	NON-CONFERENCE	0- 2	0- 1	3- 6				
1- 4	0- 0	0- 0	HOME	0- 1	0- 0	1- 3				
2- 6	0- 1	0- 0	AWAY	0- 1	0- 1	2- 3				
0- 0	0- 0	0- 0	NEUTRAL	0- 0	0- 0	0- 0				
0- 0	0- 0	0- 0	CONFERENCE	0- 0	0- 0	0- 0				
0- 0	0- 0	0- 0	HOME	0- 0	0- 0	0- 0				
0- 0	0- 0	0- 0	AWAY	0- 0	0- 0	0- 0				
0- 0	0- 0	0- 0	NEUTRAL	0- 0	0- 0	0- 0				

RPI	S	Opponent	Score	RPI	S	Opponent	Score	RPI	S	Opponent	Score	RPI	S	Opponent	Score	Team's RPI: 300
24	A	Rutgers	39 65					73	A	Purdue	41 53	145	A	South Fla.	37 74	
								94	H	Marist	56 74	201	H	Holy Cross	50 56	
												205	A	Cornell	34 48	
												238	A	Monmouth	56 64	
												262	H	Central Conn. St.	53 60	
												271	A	St. Francis Brooklyn	67 60	
												311	A	Columbia	62 58	
												329	H	Canisius	42 48	
												336	H	Manhattan	60 54	
												339	A	Lafayette	66 67	
LAST 12 Division I GAMES:																
262	H	Central Conn. St.	53 60	311	A	Columbia	62 58									
339	A	Lafayette	66 67	73	A	Purdue	41 53									
329	H	Canisius	42 48	271	A	St. Francis Brooklyn	67 60									
201	H	Holy Cross	50 56	94	H	Marist	56 74									
238	A	Monmouth	56 64	336	H	Manhattan	60 54									
24	A	Rutgers	39 65	205	A	Cornell	34 48									

Non-Div I Games:

Albany (NY)

Loss,
Non-Conf, S Site, H Home A Away N Neutral

A l c o r n

A
l
c
o
r
n

Non-Div I Games:

Lane

58

70

Fi sk

67

64

Rust

59

78

American				Through Games Of Jan. 1, 2019						
Average RPI	Win: 242	WON-LOST	WINNING	LAST 10	STRENGTH OF	OPP. STRENGTH	TEAM	ADJ.	CONF.	ADJ CONF.
Average RPI	Loss: 114	RECORD	PCT. RANK	GAMES	SCHEDULE	OF SCHEDULE	RPI	RPI	RPI	RPI
DIV. I ONLY		4- 7	229	3-7	72	249	182	182	26	26
DIV. I NON-CONF.		4- 7	227	0- 1	74	245	186	186	26	26

TOTALS	RPI 1-25		RPI 26-50		W-L RECORDS		RPI 51-100		RPI 101-150	RPI 150+
4- 7	0- 1		0- 0		OVERALL		0- 1		0- 3	4- 2
3- 1	0- 0		0- 0		HOME		0- 1		0- 0	3- 0
1- 4	0- 0		0- 0		AWAY		0- 0		0- 2	1- 2
0- 2	0- 1		0- 0		NEUTRAL		0- 0		0- 1	0- 0
4- 7	0- 1		0- 0		NON-CONFERENCE		0- 1		0- 3	4- 2
3- 1	0- 0		0- 0		HOME		0- 1		0- 0	3- 0
1- 4	0- 0		0- 0		AWAY		0- 0		0- 2	1- 2
0- 2	0- 1		0- 0		NEUTRAL		0- 0		0- 1	0- 0
0- 0	0- 0		0- 0		CONFERENCE		0- 0		0- 0	0- 0
0- 0	0- 0		0- 0		HOME		0- 0		0- 0	0- 0
0- 0	0- 0		0- 0		AWAY		0- 0		0- 0	0- 0
0- 0	0- 0		0- 0		NEUTRAL		0- 0		0- 0	0- 0

RPI 1-25				RPI 26-50				RPI 51-100				RPI 101+ Team's RPI: 182			
RPI	S	Opponent	Score	RPI	S	Opponent	Score	RPI	S	Opponent	Score	RPI	S	Opponent	Score
4	N	Stanford	49 71					61	H	Ohio	67 77	103	A	Penn St.	59 80
												127	N	FGCU	71 90
												133	A	Virginia	54 57
												180	A	High Point	61 66
												181	H	Tulsa	68 52
												189	A	Denver	54 83
												196	H	George Mason	86 71
												281	A	Hawaii	69 57
												308	H	UMBC	64 42

LAST 12 Division I GAMES:															
61	H	Ohio	67 77	180	A	High Point	61 66								
281	A	Hawaii	69 57	103	A	Penn St.	59 80								
189	A	Denver	54 83	133	A	Virginia	54 57								
196	H	George Mason	86 71	308	H	UMBC	64 42								
181	H	Tulsa	68 52	127	N	FGCU	71 90								
				4	N	Stanford	49 71								

Non-Div I Games:

American

Average RPI Win:	266	WON-LOST	WINNING	LAST 10	STRENGTH OF	OPP. STRENGTH	TEAM	ADJ.	CONF.	ADJ CONF.
Average RPI Loss:	128	RECORD	PCT. RANK	GAMES	SCHEDULE	OF SCHEDULE	RPI	RPI	RPI	RPI
DIV. I ONLY	6- 5	142	6-4	180	281	160	160	15	15	
DIV. I NON-CONF.	6- 5	145	0- 1	179	282	161	161	16	16	

TOTALS	RPI 1-25	RPI 26-50	W-L RECORDS	RPI 51-100	RPI 101-150	RPI 150+				
6- 5	0- 0	0- 0	OVERALL	0- 3	0- 1	6- 1				
5- 0	0- 0	0- 0	HOME	0- 0	0- 0	5- 0				
1- 5	0- 0	0- 0	AWAY	0- 3	0- 1	1- 1				
0- 0	0- 0	0- 0	NEUTRAL	0- 0	0- 0	0- 0				
6- 5	0- 0	0- 0	NON-CONFERENCE	0- 3	0- 1	6- 1				
5- 0	0- 0	0- 0	HOME	0- 0	0- 0	5- 0				
1- 5	0- 0	0- 0	AWAY	0- 3	0- 1	1- 1				
0- 0	0- 0	0- 0	NEUTRAL	0- 0	0- 0	0- 0				
0- 0	0- 0	0- 0	CONFERENCE	0- 0	0- 0	0- 0				
0- 0	0- 0	0- 0	HOME	0- 0	0- 0	0- 0				
0- 0	0- 0	0- 0	AWAY	0- 0	0- 0	0- 0				
0- 0	0- 0	0- 0	NEUTRAL	0- 0	0- 0	0- 0				

RPI 1-25				RPI 26-50				RPI 51-100				RPI 101+				Team's RPI: 160
RPI	S	Opponent	Score	RPI	S	Opponent	Score	RPI	S	Opponent	Score	RPI	S	Opponent	Score	
								64	A	South Carolina	50 80	143	A	UAB	61 80	
								66	A	Georgia Tech	53 71	199	A	Davidson	81 78	
								95	A	Clemson	48 87	219	H	Elon	65 62	
												257	H	Wofford	94 70	
												272	A	ETSU	64 95	
												273	H	UNC Greensboro	68 65	
												309	H	Marshall	74 52	
												338	H	Col. of Charleston	80 66	

LAST 12 Division I GAMES:																
				95	A	Clemson	48 87	64	A	South Carolina	50 80					
				257	H	Wofford	94 70	338	H	Col. of Charleston	80 66					
				273	H	UNC Greensboro	68 65	272	A	ETSU	64 95					
				66	A	Georgia Tech	53 71	309	H	Marshall	74 52					
				143	A	UAB	61 80	219	H	Elon	65 62					
								199	A	Davidson	81 78					

Non-Div I Games:

Appalachian St.

A
r
i
z
o
n
a

Arizona				Through Games Of Jan. 1, 2019																
Average RPI Win:		200	WON-LOST RECORD		WINNING PCT. RANK		LAST 10 GAMES		STRENGTH OF SCHEDULE		OPP. STRENGTH OF SCHEDULE		TEAM RPI		ADJ. RPI		CONF. RPI		ADJ CONF. RPI	
Average RPI Loss:		115																		
DIV. I ONLY			11- 1		17		10-0		287		78		84		84		2		2	
DIV. I NON-CONF.			10- 1		19		0- 0		316		95		117		117		2		2	
TOTALS		RPI 1-25		RPI 26-50		W-L RECORDS		RPI 51-100		RPI 101-150		RPI 150+								
11- 1		1- 0		0- 0		OVERALL		1- 0		2- 1		7- 0								
7- 1		1- 0		0- 0		HOME		1- 0		1- 1		4- 0								
2- 0		0- 0		0- 0		AWAY		0- 0		0- 0		2- 0								
2- 0		0- 0		0- 0		NEUTRAL		0- 0		1- 0		1- 0								
10- 1		0- 0		0- 0		NON-CONFERENCE		1- 0		2- 1		7- 0								
6- 1		0- 0		0- 0		HOME		1- 0		1- 1		4- 0								
2- 0		0- 0		0- 0		AWAY		0- 0		0- 0		2- 0								
2- 0		0- 0		0- 0		NEUTRAL		0- 0		1- 0		1- 0								
1- 0		1- 0		0- 0		CONFERENCE		0- 0		0- 0		0- 0								
1- 0		1- 0		0- 0		HOME		0- 0		0- 0		0- 0								
0- 0		0- 0		0- 0		AWAY		0- 0		0- 0		0- 0								
0- 0		0- 0		0- 0		NEUTRAL		0- 0		0- 0		0- 0								
RPI 1-25				RPI 26-50				RPI 51-100				Team's RPI: 84				RPI 101+				
RPI	S	Opponent	Score	RPI	S	Opponent	Score	RPI	S	Opponent	Score	RPI	S	Opponent	Score					
22	H	Arizona St.	51 39					81	H	Montana	100 51	115	H	Loyola Marymount	64 66					
												128	H	Idaho St.	71 46					
												139	N	Portland	92 70					
												175	H	Northern Ariz.	71 47					
												210	A	San Diego St.	69 60					
												234	A	Long Beach St.	70 43					
												278	H	South Carolina St.	73 32					
												292	H	Incarnate Word	84 42					
												317	N	Seattle U	84 54					
												325	H	UTEP	62 40					
LAST 12 Division I GAMES:																				
22	H	Arizona St.	51 39	234	A	Long Beach St.	70 43	81	H	Montana	100 51									
175	H	Northern Ariz.	71 47	210	A	San Diego St.	69 60	292	H	Incarnate Word	84 42									
325	H	UTEP	62 40	278	H	South Carolina St.	73 32	139	N	Portland	92 70									
317	N	Seattle U	84 54																	
115	H	Loyola Marymount	64 66																	
128	H	Idaho St.	71 46																	

A
r
i
z
o
n
a

Non-Div I Games:

Ari zona

Average RPI Win:	136	WON-LOST	WINNING	LAST 10	STRENGTH OF	OPP. STRENGTH	TEAM	ADJ.	CONF.	ADJ CONF.
Average RPI Loss:	35	RECORD	PCT. RANK	GAMES	SCHEDULE	OF SCHEDULE	RPI	RPI	RPI	RPI
DIV. I ONLY	9- 3	60	8-2	29	45	22	22	2	2	
DIV. I NON-CONF.	9- 2	43	1- 0	49	31	20	20	2	2	
TOTALS	RPI 1-25	RPI 26-50	W-L RECORDS	RPI 51-100	RPI 101-150	RPI 150+				
9- 3	0- 2	0- 0	OVERALL	2- 1	4- 0	3- 0				
5- 1	0- 1	0- 0	HOME	0- 0	2- 0	3- 0				
2- 1	0- 0	0- 0	AWAY	1- 1	1- 0	0- 0				
2- 1	0- 1	0- 0	NEUTRAL	1- 0	1- 0	0- 0				
9- 2	0- 2	0- 0	NON-CONFERENCE	2- 0	4- 0	3- 0				
5- 1	0- 1	0- 0	HOME	0- 0	2- 0	3- 0				
2- 0	0- 0	0- 0	AWAY	1- 0	1- 0	0- 0				
2- 1	0- 1	0- 0	NEUTRAL	1- 0	1- 0	0- 0				
0- 1	0- 0	0- 0	CONFERENCE	0- 1	0- 0	0- 0				
0- 0	0- 0	0- 0	HOME	0- 0	0- 0	0- 0				
0- 1	0- 0	0- 0	AWAY	0- 1	0- 0	0- 0				
0- 0	0- 0	0- 0	NEUTRAL	0- 0	0- 0	0- 0				

RPI	S	Opponent	Score	RPI	S	Opponent	Score	RPI	S	Opponent	Score	RPI	S	Opponent	Score
8	N	Louisville	56 58					53	A	Arkansas	88 85	113	H	Fresno St.	68 52
13	H	Baylor	59 65					69	N	Kansas St.	65 51	116	H	Southern U.	69 47
								84	A	Ari zona	39 51	117	N	Southern Ill.	82 38
												123	A	Colorado St.	70 39
												164	H	Louisiana Tech	80 44
												181	H	Tulsa	70 52
												292	H	Incarnate Word	81 43
LAST 12 Division I GAMES:															
181	H	Tulsa	70 52	69	N	Kansas St.	65 51	123	A	Colorado St.	70 39				
84	A	Ari zona	39 51					116	H	Southern U.	69 47				
113	H	Fresno St.	68 52					164	H	Louisiana Tech	80 44				
53	A	Arkansas	88 85					117	N	Southern Ill.	82 38				
13	H	Baylor	59 65					8	N	Louisville	56 58				
292	H	Incarnate Word	81 43												

Non-Div I Games:

Ari zona St.

Average RPI Win:	0	WON-LOST	WINNING	LAST 10	STRENGTH OF	OPP. STRENGTH	TEAM	ADJ.	CONF.	ADJ CONF.
Average RPI Loss:	116	RECORD	PCT. RANK	GAMES	SCHEDULE	OF SCHEDULE	RPI	RPI	RPI	RPI
DIV. I ONLY	0- 3	338	2-4	4	286	188	188	24	24	
DIV. I NON-CONF.	0- 3	336	0- 0	4	287	189	189	24	24	

TOTALS	RPI 1-25	RPI 26-50	W-L RECORDS	RPI 51-100	RPI 101-150	RPI 150+				
0- 3	0- 0	0- 1	OVERALL	0- 1	0- 0	0- 1				
0- 0	0- 0	0- 0	HOME	0- 0	0- 0	0- 0				
0- 3	0- 0	0- 1	AWAY	0- 1	0- 0	0- 1				
0- 0	0- 0	0- 0	NEUTRAL	0- 0	0- 0	0- 0				
0- 3	0- 0	0- 1	NON-CONFERENCE	0- 1	0- 0	0- 1				
0- 0	0- 0	0- 0	HOME	0- 0	0- 0	0- 0				
0- 3	0- 0	0- 1	AWAY	0- 1	0- 0	0- 1				
0- 0	0- 0	0- 0	NEUTRAL	0- 0	0- 0	0- 0				
0- 0	0- 0	0- 0	CONFERENCE	0- 0	0- 0	0- 0				
0- 0	0- 0	0- 0	HOME	0- 0	0- 0	0- 0				
0- 0	0- 0	0- 0	AWAY	0- 0	0- 0	0- 0				
0- 0	0- 0	0- 0	NEUTRAL	0- 0	0- 0	0- 0				

RPI 1-25				RPI 26-50				RPI 51-100				RPI 101+ Team's RPI: 188			
RPI	S	Opponent	Score	RPI	S	Opponent	Score	RPI	S	Opponent	Score	RPI	S	Opponent	Score
				30	A	Minnesota	42 84	72	A	Oregon St.	33 89	245	A	Wichita St.	39 76
LAST 12 Division I GAMES:															
				30	A	Minnesota	42 84								
				72	A	Oregon St.	33 89								
				245	A	Wichita St.	39 76								

Non-Div I Games: Paul Quinn 68 52 Tougaloo 68 60 Philander Smith 48 53

Ark. -Pine Bluff

Average RPI Loss: 40

DIV. I ONLY	11- 3	52	8-2	148	52	53	53	6	6
DIV. I NON-CONF.	11- 3	57	1- 0	149	52	52	52	6	6
TOTALS	RPI 1-25	RPI 26-50	W-L RECORDS	RPI 51-100	RPI 101-150	RPI 150+			
11- 3	0- 2	0- 0	OVERALL	1- 1	5- 0	5- 0			
6- 1	0- 1	0- 0	HOME	1- 0	2- 0	3- 0			
3- 1	0- 1	0- 0	AWAY	0- 0	2- 0	1- 0			
2- 1	0- 0	0- 0	NEUTRAL	0- 1	1- 0	1- 0			
11- 3	0- 2	0- 0	NON-CONFERENCE	1- 1	5- 0	5- 0			
6- 1	0- 1	0- 0	HOME	1- 0	2- 0	3- 0			
3- 1	0- 1	0- 0	AWAY	0- 0	2- 0	1- 0			
2- 1	0- 0	0- 0	NEUTRAL	0- 1	1- 0	1- 0			
0- 0	0- 0	0- 0	CONFERENCE	0- 0	0- 0	0- 0			
0- 0	0- 0	0- 0	HOME	0- 0	0- 0	0- 0			
0- 0	0- 0	0- 0	AWAY	0- 0	0- 0	0- 0			
0- 0	0- 0	0- 0	NEUTRAL	0- 0	0- 0	0- 0			

RPI 1-25					
RPI	S	Opponent	Score		
6	A	Iowa St.	82	91	
22	H	Arizona St.	85	88	
RPI 26-50					
RPI	S	Opponent	Score		
RPI 51-100					
RPI	S	Opponent	Score		
63	H	Nebraska	84	80	
91	N	Pittsburgh	54	61	
Team's RPI : 53					
RPI 101+					
RPI	S	Opponent	Score		
108	H	Tennessee Tech	65	42	
119	A	UT Arlington	66	65	
120	H	Oral Roberts	74	61	
130	N	Wisconsin	69	68	
146	A	Abilene Christian	80	68	
169	H	Prairie View	71	44	
181	A	Tulsa	61	59	
289	N	Tennessee St.	79	55	
296	H	Jackson St.	76	57	
321	H	Northwestern St.	98	53	
LAST 12 Division I GAMES:					
6	A	Iowa St.	82	91	296 H Jackson St. 76 57
120	H	Oral Roberts	74	61	181 A Tul sa 61 59
130	N	Wisconsin	69	68	63 H Nebraska 84 80
91	N	Pittsburgh	54	61	169 H Prairie View 71 44
289	N	Tennessee St.	79	55	146 A Abilene Christian 80 68
22	H	Arizona St.	85	88	108 H Tennessee Tech 65 42

Non-Div I Games:

Arkansas

■ Loss, ■ Non-Conf, S Site, H Home A Away N Neutral

Average RPI Win:	267	WON-LOST	WINNING	LAST 10	STRENGTH OF	OPP. STRENGTH	TEAM	ADJ.	CONF.	ADJ CONF.
Average RPI Loss:	84	RECORD	PCT. RANK	GAMES	SCHEDULE	OF SCHEDULE	RPI	RPI	RPI	RPI
DIV. I ONLY	5- 6	181	5-5	143	181	178	178	15	15	
DIV. I NON-CONF.	5- 6	176	0- 1	144	179	180	180	16	16	

TOTALS	RPI 1-25	RPI 26-50	W-L RECORDS	RPI 51-100	RPI 101-150	RPI 150+				
5- 6	0- 0	0- 3	OVERALL	0- 1	0- 1	5- 1				
4- 1	0- 0	0- 0	HOME	0- 0	0- 0	4- 1				
1- 5	0- 0	0- 3	AWAY	0- 1	0- 1	1- 0				
0- 0	0- 0	0- 0	NEUTRAL	0- 0	0- 0	0- 0				
5- 6	0- 0	0- 3	NON-CONFERENCE	0- 1	0- 1	5- 1				
4- 1	0- 0	0- 0	HOME	0- 0	0- 0	4- 1				
1- 5	0- 0	0- 3	AWAY	0- 1	0- 1	1- 0				
0- 0	0- 0	0- 0	NEUTRAL	0- 0	0- 0	0- 0				
0- 0	0- 0	0- 0	CONFERENCE	0- 0	0- 0	0- 0				
0- 0	0- 0	0- 0	HOME	0- 0	0- 0	0- 0				
0- 0	0- 0	0- 0	AWAY	0- 0	0- 0	0- 0				
0- 0	0- 0	0- 0	NEUTRAL	0- 0	0- 0	0- 0				

RPI	S	Opponent	Score	RPI	S	Opponent	Score	RPI	S	Opponent	Score	RPI	S	Opponent	Score	Team's RPI: 178
41	A	Texas A&M	56 97	100	A	UT Martin	91 97	101	A	Oklahoma St.	60 62	164	H	Louisiana Tech	70 80	
46	A	Belmont	55 74					181	H	Tulsa	73 60	253	H	Murray St.	74 63	
50	A	Missouri	50 70					276	H	Mississippi Val.	60 57	298	H	Memphis	77 66	
								325	A	UTEP	67 66					

LAST 12 Division I GAMES:																
41	A	Texas A&M	56 97	50	A	Missouri	50 70	164	H	Louisiana Tech	70 80	46	A	Belmont	55 74	
100	A	UT Martin	91 97	276	H	Mississippi Val.	60 57	181	H	Tulsa	73 60	325	A	UTEP	67 66	
298	H	Memphis	77 66	101	A	Oklahoma St.	60 62	253	H	Murray St.	74 63					

Non-Div I Games:

Arkansas St.

Average RPI Win: 325
Average RPI Loss: 178

WON-LOST
RECORD

WINNING
PCT. RANK

LAST 10
GAMES

STRENGTH OF
SCHEDULE

OPP. STRENGTH
OF SCHEDULE

TEAM
RPI

ADJ.
RPI

CONF.
RPI

ADJ CONF.
RPI

DIV. I ONLY	4- 6	210	4-6	336	282	319	319	26	26
DIV. I NON-CONF.	4- 6	212	0- 0	335	283	319	319	26	26

TOTALS	RPI 1-25	RPI 26-50	W-L RECORDS	RPI 51-100	RPI 101-150	RPI 150+			
4- 6	0- 0	0- 0	OVERALL	0- 1	0- 2	4- 3			
2- 3	0- 0	0- 0	HOME	0- 1	0- 1	2- 1			
2- 3	0- 0	0- 0	AWAY	0- 0	0- 1	2- 2			
0- 0	0- 0	0- 0	NEUTRAL	0- 0	0- 0	0- 0			
4- 6	0- 0	0- 0	NON-CONFERENCE	0- 1	0- 2	4- 3			
2- 3	0- 0	0- 0	HOME	0- 1	0- 1	2- 1			
2- 3	0- 0	0- 0	AWAY	0- 0	0- 1	2- 2			
0- 0	0- 0	0- 0	NEUTRAL	0- 0	0- 0	0- 0			
0- 0	0- 0	0- 0	CONFERENCE	0- 0	0- 0	0- 0			
0- 0	0- 0	0- 0	HOME	0- 0	0- 0	0- 0			
0- 0	0- 0	0- 0	AWAY	0- 0	0- 0	0- 0			
0- 0	0- 0	0- 0	NEUTRAL	0- 0	0- 0	0- 0			

RPI 1-25				RPI 26-50				RPI 51-100				RPI 101+ Team's RPI: 319			
RPI	S	Opponent	Score	RPI	S	Opponent	Score	RPI	S	Opponent	Score	RPI	S	Opponent	Score
								78	H	St. John's (NY)	49 60	109	A	TCU	38 63
												125	H	Yale	51 62
												183	H	Air Force	60 71
												263	A	Binghamton	47 60
												271	H	St. Francis Brooklyn	69 57
												311	A	Columbia	49 70
												333	A	Wagner	61 46
												347	H	Fairleigh Dickinson	62 40
												349	A	LIU Brooklyn	57 42
LAST 12 Division I GAMES:															
125	H	Yale	51 62	333	A	Wagner	61 46								
78	H	St. John's (NY)	49 60	347	H	Fairleigh Dickinson	62 40								
311	A	Columbia	49 70	109	A	TCU	38 63								
349	A	LIU Brooklyn	57 42	271	H	St. Francis Brooklyn	69 57								
				263	A	Binghamton	47 60								
				183	H	Air Force	60 71								

Non-Div I Games: Connecticut Col. 74 48

Army West Point

Loss, Non-Conf, S Site, H Home A Away N Neutral

Average RPI Win: 171

Average RPI Loss: 6

WON-LOST
RECORDWINNING
PCT. RANKLAST 10
GAMESSTRENGTH OF
SCHEDULEOPP. STRENGTH
OF SCHEDULETEAM
RPIADJ.
RPICONF.
RPIADJ CONF.
RPIDIV. I ONLY
DIV. I NON-CONF.11- 1
11- 117
149-1
1- 0220
21426
2531
2831
286
66
6

TOTALS

RPI 1-25

RPI 26-50

W-L RECORDS

RPI 51-100

RPI 101-150

RPI 150+

11- 1

0- 1

2- 0

OVERALL

0- 0

2- 0

7- 0

6- 0

0- 0

0- 0

HOME

0- 0

2- 0

4- 0

3- 1

0- 1

1- 0

AWAY

0- 0

0- 0

2- 0

2- 0

0- 0

1- 0

NEUTRAL

0- 0

0- 0

1- 0

11- 1

0- 1

2- 0

NON-CONFERENCE

0- 0

2- 0

7- 0

6- 0

0- 0

0- 0

HOME

0- 0

2- 0

4- 0

3- 1

0- 1

1- 0

AWAY

0- 0

0- 0

2- 0

2- 0

0- 0

1- 0

NEUTRAL

0- 0

0- 0

1- 0

0- 0

0- 0

0- 0

CONFERENCE

0- 0

0- 0

0- 0

0- 0

0- 0

0- 0

HOME

0- 0

0- 0

0- 0

0- 0

0- 0

0- 0

AWAY

0- 0

0- 0

0- 0

0- 0

0- 0

0- 0

NEUTRAL

0- 0

0- 0

0- 0

RPI 1-25

RPI 26-50

Team's RPI: 31

RPI 51-100

RPI 101+

RPI	S	Opponent	Score
6	A	Iowa St.	64 67

RPI	S	Opponent	Score
27	A	New Mexico	79 76
45	N	North Carolina	86 81

RPI	S	Opponent	Score
-----	---	----------	-------

RPI	S	Opponent	Score
122	H	Grambling	97 48
141	H	Oklahoma	95 79
159	N	Coastal Caro.	84 78
168	H	Nicholls St.	80 59
193	H	Alabama St.	83 50
214	H	Samford	73 46
219	A	Elon	96 44
285	A	Saint Joseph's	81 70
310	H	Louisiana	71 59

LAST 12 Division I GAMES:

27	A	New Mexico	79 76
6	A	Iowa St.	64 67
193	H	Alabama St.	83 50
310	H	Louisiana	71 59
168	H	Nicholls St.	80 59
122	H	Grambling	97 48

219	A	Elon	96 44
45	N	North Carolina	86 81
159	N	Coastal Caro.	84 78
214	H	Samford	73 46
285	A	Saint Joseph's	81 70
141	H	Oklahoma	95 79

Non-Div I Games:

Xavier (LA)

77 58

Auburn

Average RPI Loss: 231

DIV. I ONLY	3- 6	243	5-5	348	247	345	345	20	20
DIV. I NON-CONF.	3- 6	241	0- 0	348	243	346	346	20	20
TOTALS	RPI 1-25	RPI 26-50	W-L RECORDS	RPI 51-100	RPI 101-150	RPI 150+			
3- 6	0- 0	0- 0	OVERALL	0- 0	0- 1	3- 5			
3- 1	0- 0	0- 0	HOME	0- 0	0- 0	3- 1			
0- 5	0- 0	0- 0	AWAY	0- 0	0- 1	0- 4			
0- 0	0- 0	0- 0	NEUTRAL	0- 0	0- 0	0- 0			
3- 6	0- 0	0- 0	NON-CONFERENCE	0- 0	0- 1	3- 5			
3- 1	0- 0	0- 0	HOME	0- 0	0- 0	3- 1			
0- 5	0- 0	0- 0	AWAY	0- 0	0- 1	0- 4			
0- 0	0- 0	0- 0	NEUTRAL	0- 0	0- 0	0- 0			
0- 0	0- 0	0- 0	CONFERENCE	0- 0	0- 0	0- 0			
0- 0	0- 0	0- 0	HOME	0- 0	0- 0	0- 0			
0- 0	0- 0	0- 0	AWAY	0- 0	0- 0	0- 0			
0- 0	0- 0	0- 0	NEUTRAL	0- 0	0- 0	0- 0			

RPI 1-25				RPI 26-50				RPI 51-100				RPI 101+ Team's RPI: 345			
RPI	S	Opponent	Score	RPI	S	Opponent	Score	RPI	S	Opponent	Score	RPI	S	Opponent	Score
												142	A	Cincinnati	48 69
												179	A	Vanderbilt	70 99
												195	A	Illinois St.	49 61
												246	H	Alabama A&M	75 58
												247	A	Western Ill.	72 77
												276	H	Mississippi Val.	89 95
												299	H	Northern Ky.	52 48
												320	H	Lipscomb	70 58
												348	A	Evansville	52 56
LAST 12 Division I GAMES:															
				348	A	Evansville	52 56	247	A	Western Ill.	72 77				
				246	H	Alabama A&M	75 58	320	H	Lipscomb	70 58				
				195	A	Illinois St.	49 61	299	H	Northern Ky.	52 48				
								276	H	Mississippi Val.	89 95				
								179	A	Vanderbilt	70 99				
								142	A	Cincinnati	48 69				

Austin Peay

Average RPI Win:	181	WON-LOST	WINNING	LAST 10	STRENGTH OF	OPP. STRENGTH	TEAM	ADJ.	CONF.	ADJ CONF.
Average RPI Loss:	95	RECORD	PCT. RANK	GAMES	SCHEDULE	OF SCHEDULE	RPI	RPI	RPI	RPI
DIV. I ONLY	10- 3	57	8-2	128	118	47	47	7	7	
DIV. I NON-CONF.	8- 3	72	0- 0	119	108	51	51	7	7	

TOTALS	RPI 1-25	RPI 26-50	W-L RECORDS	RPI 51-100	RPI 101-150	RPI 150+				
10- 3	0- 1	0- 0	OVERALL	1- 1	3- 0	6- 1				
4- 1	0- 1	0- 0	HOME	1- 0	1- 0	2- 0				
4- 2	0- 0	0- 0	AWAY	0- 1	1- 0	3- 1				
2- 0	0- 0	0- 0	NEUTRAL	0- 0	1- 0	1- 0				
8- 3	0- 1	0- 0	NON-CONFERENCE	1- 1	3- 0	4- 1				
4- 1	0- 1	0- 0	HOME	1- 0	1- 0	2- 0				
2- 2	0- 0	0- 0	AWAY	0- 1	1- 0	1- 1				
2- 0	0- 0	0- 0	NEUTRAL	0- 0	1- 0	1- 0				
2- 0	0- 0	0- 0	CONFERENCE	0- 0	0- 0	2- 0				
0- 0	0- 0	0- 0	HOME	0- 0	0- 0	0- 0				
2- 0	0- 0	0- 0	AWAY	0- 0	0- 0	2- 0				
0- 0	0- 0	0- 0	NEUTRAL	0- 0	0- 0	0- 0				

RPI 1-25				RPI 26-50				Team's RPI: 47				RPI 51-100				RPI 101+			
RPI	S	Opponent	Score	RPI	S	Opponent	Score	RPI	S	Opponent	Score	RPI	S	Opponent	Score	RPI	S	Opponent	Score
14	H	Cal i forni a	52 70									51	H	Northern Colo.	70 50	109	N	TCU	61 58
												55	A	Utah	67 78	123	H	Colorado St.	51 42
																147	A	Utah St.	62 57
																177	H	UC Riverside	72 70
																184	A	Santa Clara	54 44
																216	A	Southern Utah	64 67
																229	A	San Francisco	67 59
																243	H	Eastern Wash.	80 65
																267	N	Cal i forni a Baptist	76 69
																282	A	Utah Valley	77 51
LAST 12 Division I GAMES:																			
229	A	San Francisco	67 59	216	A	Southern Utah	64 67												
184	A	Santa Clara	54 44	267	N	Cal i forni a Baptist	76 69												
51	H	Northern Colo.	70 50	109	N	TCU	61 58												
123	H	Colorado St.	51 42	147	A	Utah St.	62 57												
55	A	Utah	67 78	243	H	Eastern Wash.	80 65												
282	A	Utah Valley	77 51	14	H	Cal i forni a	52 70												

Non-Div I Games:

BYU

Average RPI	Win:	202	WON-LOST	WINNING	LAST 10	STRENGTH OF	OPP. STRENGTH	TEAM	ADJ.	CONF.	ADJ CONF.
Average RPI	Loss:	92	RECORD	PCT. RANK	GAMES	SCHEDULE	OF SCHEDULE	RPI	RPI	RPI	RPI
DIV. I ONLY		4- 7	229	3-6	218	17	235	235	9	9	
DIV. I NON-CONF.		4- 7	227	0- 1	210	17	228	228	9	9	

TOTALS	RPI 1-25		RPI 26-50		W-L RECORDS	RPI 51-100	RPI 101-150		RPI 150+		
4- 7	0- 1		0- 1		OVERALL	0- 2	1- 1		3- 2		
3- 2	0- 0		0- 0		HOME	0- 1	1- 0		2- 1		
1- 2	0- 1		0- 0		AWAY	0- 0	0- 0		1- 1		
0- 3	0- 0		0- 1		NEUTRAL	0- 1	0- 1		0- 0		
4- 7	0- 1		0- 1		NON-CONFERENCE	0- 2	1- 1		3- 2		
3- 2	0- 0		0- 0		HOME	0- 1	1- 0		2- 1		
1- 2	0- 1		0- 0		AWAY	0- 0	0- 0		1- 1		
0- 3	0- 0		0- 1		NEUTRAL	0- 1	0- 1		0- 0		
0- 0	0- 0		0- 0		CONFERENCE	0- 0	0- 0		0- 0		
0- 0	0- 0		0- 0		HOME	0- 0	0- 0		0- 0		
0- 0	0- 0		0- 0		AWAY	0- 0	0- 0		0- 0		
0- 0	0- 0		0- 0		NEUTRAL	0- 0	0- 0		0- 0		

RPI 1-25				RPI 26-50				RPI 51-100				RPI 101+ Team's RPI: 235			
RPI	S	Opponent	Score	RPI	S	Opponent	Score	RPI	S	Opponent	Score	RPI	S	Opponent	Score
17	A	Butler	47 64	39	N	Duke	62 79	71	N	Qui nni pi ac	66 69	114	N	Fordham	70 78
								73	H	Purdue	38 80	142	H	Ci nci nnati	75 63
												151	A	Mi ssouri St.	54 74
												157	A	Western Ky.	86 83
												179	H	Vanderbil t	43 60
												220	H	Cl evel and St.	67 62
												289	H	Tennessee St.	90 51

LAST 12 Di vi si on I GAMES:															
71	N	Qui nni pi ac	66 69	142	H	Ci nci nnati	75 63	114	N	Fordham	70 78	151	A	Mi ssouri St.	54 74
39	N	Duke	62 79	73	H	Purdue	38 80	220	H	Cl evel and St.	67 62	289	H	Tennessee St.	90 51
289	H	Tennessee St.	90 51	157	A	Western Ky.	86 83	179	H	Vanderbil t	43 60	142	H	Ci nci nnati	75 63
157	A	Western Ky.	86 83	71	N	Qui nni pi ac	66 69	73	H	Purdue	38 80	114	N	Fordham	70 78
179	H	Vanderbil t	43 60	39	N	Duke	62 79	151	A	Mi ssouri St.	54 74	157	A	Western Ky.	86 83
17	A	Butler	47 64	289	H	Tennessee St.	90 51	179	H	Vanderbil t	43 60	142	H	Ci nci nnati	75 63

Non-Di v I Games: Urbana 0 0

Bal I St.

Average RPI Win:	136	WON-LOST	WINNING	LAST 10	STRENGTH OF	OPP. STRENGTH	TEAM	ADJ.	CONF.	ADJ CONF.
Average RPI Loss:	4	RECORD	PCT. RANK	GAMES	SCHEDULE	OF SCHEDULE	RPI	RPI	RPI	RPI
DIV. I ONLY	9- 1	28	9-1	109	9	13	13	5	5	
DIV. I NON-CONF.	9- 1	30	1- 0	108	11	13	13	5	5	

TOTALS	RPI 1-25	RPI 26-50	W-L RECORDS	RPI 51-100	RPI 101-150	RPI 150+				
9- 1	1- 1	1- 0	OVERALL	1- 0	2- 0	4- 0				
5- 0	0- 0	0- 0	HOME	0- 0	1- 0	4- 0				
2- 1	1- 1	0- 0	AWAY	1- 0	0- 0	0- 0				
2- 0	0- 0	1- 0	NEUTRAL	0- 0	1- 0	0- 0				
9- 1	1- 1	1- 0	NON-CONFERENCE	1- 0	2- 0	4- 0				
5- 0	0- 0	0- 0	HOME	0- 0	1- 0	4- 0				
2- 1	1- 1	0- 0	AWAY	1- 0	0- 0	0- 0				
2- 0	0- 0	1- 0	NEUTRAL	0- 0	1- 0	0- 0				
0- 0	0- 0	0- 0	CONFERENCE	0- 0	0- 0	0- 0				
0- 0	0- 0	0- 0	HOME	0- 0	0- 0	0- 0				
0- 0	0- 0	0- 0	AWAY	0- 0	0- 0	0- 0				
0- 0	0- 0	0- 0	NEUTRAL	0- 0	0- 0	0- 0				

RPI 1-25	Team's RPI: 13	RPI 26-50	RPI 51-100	RPI 101+
RPI S Opponent Score	RPI S Opponent Score	RPI S Opponent Score	RPI S Opponent Score	RPI S Opponent Score
4 A Stanford 63 68	33 N South Dakota St. 72 66	64 A South Carolina 94 69	106 N Georgetown 67 46	116 H Southern U. 94 49
22 A Arizona St. 65 59			168 H Nichol ls St. 100 39	208 H Morehead St. 96 58
			233 H Saint Francis (PA) 116 58	274 H UTRGV 98 37
LAST 12 Division I GAMES:				
4 A Stanford 63 68	274 H UTRGV 98 37	22 A Arizona St. 65 59	233 H Saint Francis (PA) 116 58	168 H Nichol ls St. 100 39
208 H Morehead St. 96 58				
64 A South Carolina 94 69				
106 N Georgetown 67 46				
33 N South Dakota St. 72 66				
116 H Southern U. 94 49				

Non-Div I Games:

Bayl or

B
e
l
m
o
n
t

Belmont				Through Games Of Jan. 1, 2019							
Average RPI	Win:	178	WON-LOST	WINNING	LAST 10	STRENGTH OF	OPP. STRENGTH	TEAM	ADJ.	CONF.	ADJ CONF.
Average RPI	Loss:	52	RECORD	PCT. RANK	GAMES	SCHEDULE	OF SCHEDULE	RPI	RPI	RPI	RPI
DIV. I ONLY			7- 4	108	7-3	67	94	46	46	20	20
DIV. I NON-CONF.			7- 4	109	0- 1	68	92	48	48	20	20

TOTALS		RPI 1-25	RPI 26-50		W-L RECORDS		RPI 51-100		RPI 101-150		RPI 150+
7- 4		0- 2	0- 0		OVERALL		2- 2		1- 0		4- 0
3- 1		0- 0	0- 0		HOME		0- 1		0- 0		3- 0
4- 3		0- 2	0- 0		AWAY		2- 1		1- 0		1- 0
0- 0		0- 0	0- 0		NEUTRAL		0- 0		0- 0		0- 0
7- 4		0- 2	0- 0		NON-CONFERENCE		2- 2		1- 0		4- 0
3- 1		0- 0	0- 0		HOME		0- 1		0- 0		3- 0
4- 3		0- 2	0- 0		AWAY		2- 1		1- 0		1- 0
0- 0		0- 0	0- 0		NEUTRAL		0- 0		0- 0		0- 0
0- 0		0- 0	0- 0		CONFERENCE		0- 0		0- 0		0- 0
0- 0		0- 0	0- 0		HOME		0- 0		0- 0		0- 0
0- 0		0- 0	0- 0		AWAY		0- 0		0- 0		0- 0
0- 0		0- 0	0- 0		NEUTRAL		0- 0		0- 0		0- 0

RPI 1-25				RPI 26-50				Team's RPI: 46				RPI 51-100				RPI 101+			
RPI	S	Opponent	Score	RPI	S	Opponent	Score					RPI	S	Opponent	Score	RPI	S	Opponent	Score
7	A	NC State	62 77									62	A	Middle Tenn.	45 38	121	A	Chattanooga	67 51
25	A	Tennessee	76 84									82	H	Toledo	69 78	178	H	Arkansas St.	74 55
												85	A	Wright St.	79 63	181	H	Tulsa	78 53
												95	A	Clemson	62 65	299	A	Northern Ky.	71 53
																320	H	Lipscomb	83 43
LAST 12 Division I GAMES:																			
320	H	Lipscomb	83 43	25	A	Tennessee	76 84					178	H	Arkansas St.	74 55				
95	A	Clemson	62 65									121	A	Chattanooga	67 51				
82	H	Toledo	69 78									181	H	Tulsa	78 53				
299	A	Northern Ky.	71 53									7	A	NC State	62 77				
62	A	Middle Tenn.	45 38																
85	A	Wright St.	79 63																

Non-Div I Games:

Belmont

B
e
l
m
o
n
t

Average RPI Win:	277	WON-LOST	WINNING	LAST 10	STRENGTH OF	OPP. STRENGTH	TEAM	ADJ.	CONF.	ADJ CONF.
Average RPI Loss:	174	RECORD	PCT. RANK	GAMES	SCHEDULE	OF SCHEDULE	RPI	RPI	RPI	RPI
DIV. I ONLY	5- 5	164	5-5	311	212	225	225	32	32	
DIV. I NON-CONF.	5- 5	162	0- 1	310	208	224	224	32	32	

TOTALS	RPI 1-25	RPI 26-50	W-L RECORDS	RPI 51-100	RPI 101-150	RPI 150+				
5- 5	0- 0	0- 0	OVERALL	0- 1	0- 1	5- 3				
3- 0	0- 0	0- 0	HOME	0- 0	0- 0	3- 0				
1- 5	0- 0	0- 0	AWAY	0- 1	0- 1	1- 3				
1- 0	0- 0	0- 0	NEUTRAL	0- 0	0- 0	1- 0				
5- 5	0- 0	0- 0	NON-CONFERENCE	0- 1	0- 1	5- 3				
3- 0	0- 0	0- 0	HOME	0- 0	0- 0	3- 0				
1- 5	0- 0	0- 0	AWAY	0- 1	0- 1	1- 3				
1- 0	0- 0	0- 0	NEUTRAL	0- 0	0- 0	1- 0				
0- 0	0- 0	0- 0	CONFERENCE	0- 0	0- 0	0- 0				
0- 0	0- 0	0- 0	HOME	0- 0	0- 0	0- 0				
0- 0	0- 0	0- 0	AWAY	0- 0	0- 0	0- 0				
0- 0	0- 0	0- 0	NEUTRAL	0- 0	0- 0	0- 0				

RPI 1-25				RPI 26-50				RPI 51-100				RPI 101+ Team's RPI : 225					
RPI	S	Opponent	Score	RPI	S	Opponent	Score	RPI	S	Opponent	Score	RPI	S	Opponent	Score		
								79	A	Charlotte	69	73	145	A	South Fla.	39	88
													173	A	Georgia St.	57	62
													227	A	Ga. Southern	76	77
													232	A	Jacksonville	58	56
													244	A	Florida	53	64
													251	N	Kennesaw St.	64	61
													270	H	Liberty	81	76
													297	H	North Florida	76	60
													335	H	FIU	68	57
LAST 12 Division I GAMES:																	
244	A	Florida	53	64	79	A	Charlotte	69	73	173	A	Georgia St.	57	62			
232	A	Jacksonville	58	56	251	N	Kennesaw St.	64	61	297	H	North Florida	76	60			
227	A	Ga. Southern	76	77													
335	H	FIU	68	57													
145	A	South Fla.	39	88													
270	H	Liberty	81	76													

Non-Div I Games: Flagler 74 59 Edward Waters 73 46

Bethune-Cookman

Average RPI Win:	290	WON-LOST	WINNING	LAST 10	STRENGTH OF	OPP. STRENGTH	TEAM	ADJ.	CONF.	ADJ CONF.
Average RPI Loss:	163	RECORD	PCT. RANK	GAMES	SCHEDULE	OF SCHEDULE	RPI	RPI	RPI	RPI
DIV. I ONLY	3- 8	264	3-7	112	312	263	263	25	25	
DIV. I NON-CONF.	3- 8	265	0- 1	110	311	262	262	25	25	

TOTALS	RPI 1-25	RPI 26-50	W-L RECORDS	RPI 51-100	RPI 101-150	RPI 150+				
3- 8	0- 2	0- 0	OVERALL	0- 1	0- 1	3- 4				
3- 2	0- 0	0- 0	HOME	0- 0	0- 1	3- 1				
0- 6	0- 2	0- 0	AWAY	0- 1	0- 0	0- 3				
0- 0	0- 0	0- 0	NEUTRAL	0- 0	0- 0	0- 0				
3- 8	0- 2	0- 0	NON-CONFERENCE	0- 1	0- 1	3- 4				
3- 2	0- 0	0- 0	HOME	0- 0	0- 1	3- 1				
0- 6	0- 2	0- 0	AWAY	0- 1	0- 0	0- 3				
0- 0	0- 0	0- 0	NEUTRAL	0- 0	0- 0	0- 0				
0- 0	0- 0	0- 0	CONFERENCE	0- 0	0- 0	0- 0				
0- 0	0- 0	0- 0	HOME	0- 0	0- 0	0- 0				
0- 0	0- 0	0- 0	AWAY	0- 0	0- 0	0- 0				
0- 0	0- 0	0- 0	NEUTRAL	0- 0	0- 0	0- 0				

RPI 1-25				RPI 26-50				RPI 51-100				RPI 101+				Team's RPI: 263
RPI	S	Opponent	Score	RPI	S	Opponent	Score	RPI	S	Opponent	Score	RPI	S	Opponent	Score	
1	A	Notre Dame	53 103					61	A	Ohio	49 86	137	H	Lehigh	55 65	
16	A	Marquette	40 93									205	H	Cornell	72 61	
												231	A	Dartmouth	39 63	
												249	H	Rider	57 62	
												268	A	Niagara	72 79	
												319	H	Army West Point	60 47	
												339	A	Lafayette	50 59	
												347	H	Fairleigh Dickinson	73 54	

LAST 12 Division I GAMES:																
319	H	Army West Point	60 47	231	A	Dartmouth	39 63									
137	H	Lehigh	55 65	16	A	Marquette	40 93									
61	A	Ohio	49 86	1	A	Notre Dame	53 103									
339	A	Lafayette	50 59	249	H	Rider	57 62									
205	H	Cornell	72 61	268	A	Niagara	72 79									
				347	H	Fairleigh Dickinson	73 54									

Non-Div I Games: Charleston (WV) 69 62 Caldwell 73 54

Binghamton

Average RPI Win: 159

Average RPI Loss: 56

WON-LOST
RECORDWINNING
PCT. RANKLAST 10
GAMESSTRENGTH OF
SCHEDULEOPP. STRENGTH
OF SCHEDULETEAM
RPIADJ.
RPICONF.
RPIADJ CONF.
RPIDIV. I ONLY
DIV. I NON-CONF.7- 2
7- 255
598-2
1- 0223
2188
1076
7376
7310
1010
10

TOTALS

RPI 1-25

RPI 26-50

W-L RECORDS

RPI 51-100

RPI 101-150

RPI 150+

7- 2

0- 1

0- 0

OVERALL

2- 0

2- 1

3- 0

3- 1

0- 1

0- 0

HOME

0- 0

1- 0

2- 0

1- 1

0- 0

0- 0

AWAY

0- 0

1- 1

0- 0

3- 0

0- 0

0- 0

NEUTRAL

2- 0

0- 0

1- 0

7- 2

0- 1

0- 0

NON-CONFERENCE

2- 0

2- 1

3- 0

3- 1

0- 1

0- 0

HOME

0- 0

1- 0

2- 0

1- 1

0- 0

0- 0

AWAY

0- 0

1- 1

0- 0

3- 0

0- 0

0- 0

NEUTRAL

2- 0

0- 0

1- 0

0- 0

0- 0

0- 0

CONFERENCE

0- 0

0- 0

0- 0

0- 0

0- 0

0- 0

HOME

0- 0

0- 0

0- 0

0- 0

0- 0

0- 0

AWAY

0- 0

0- 0

0- 0

0- 0

0- 0

0- 0

NEUTRAL

0- 0

0- 0

0- 0

RPI 1-25

RPI	S	Opponent	Score
8	H	Louisville	55 74

RPI 26-50

RPI	S	Opponent	Score
-----	---	----------	-------

RPI 51-100

Team's RPI: 76

RPI	S	Opponent	Score
74	N	UNI	61 60
97	N	Idaho	91 85

RPI 101+

RPI	S	Opponent	Score
104	A	Washington St.	71 95
118	A	Washington	73 69
135	H	CSUN	74 63
216	H	Southern Utah	88 53
233	N	Saint Francis (PA)	78 64
243	H	Eastern Wash.	67 55

LAST 12 Division I GAMES:

118	A	Washington	73 69	216	H	Southern Utah	88 53
8	H	Louisville	55 74	233	N	Saint Francis (PA)	78 64
135	H	CSUN	74 63	243	H	Eastern Wash.	67 55
				104	A	Washington St.	71 95
				74	N	UNI	61 60
				97	N	Idaho	91 85

Non-Div I Games: Southern Ore. 91 46 Northwest Chrst. 93 26

Boi se St.

Average RPI	Win:	226	WON-LOST	WINNING	LAST 10	STRENGTH OF	OPP. STRENGTH	TEAM	ADJ.	CONF.	ADJ CONF.
Average RPI	Loss:	82	RECORD	PCT. RANK	GAMES	SCHEDULE	OF SCHEDULE	RPI	RPI	RPI	RPI
DIV. I ONLY		11- 2		30	8-2	178	228	87	87	1	1
DIV. I NON-CONF.		11- 2		33	1- 0	177	222	83	83	1	1

TOTALS	RPI 1-25		RPI 26-50		W-L RECORDS	RPI 51-100		RPI 101-150		RPI 150+	
11- 2	0- 0		0- 1		OVERALL	0- 0		2- 1		9- 0	
7- 2	0- 0		0- 1		HOME	0- 0		0- 1		7- 0	
2- 0	0- 0		0- 0		AWAY	0- 0		2- 0		0- 0	
2- 0	0- 0		0- 0		NEUTRAL	0- 0		0- 0		2- 0	
11- 2	0- 0		0- 1		NON-CONFERENCE	0- 0		2- 1		9- 0	
7- 2	0- 0		0- 1		HOME	0- 0		0- 1		7- 0	
2- 0	0- 0		0- 0		AWAY	0- 0		2- 0		0- 0	
2- 0	0- 0		0- 0		NEUTRAL	0- 0		0- 0		2- 0	
0- 0	0- 0		0- 0		CONFERENCE	0- 0		0- 0		0- 0	
0- 0	0- 0		0- 0		HOME	0- 0		0- 0		0- 0	
0- 0	0- 0		0- 0		AWAY	0- 0		0- 0		0- 0	
0- 0	0- 0		0- 0		NEUTRAL	0- 0		0- 0		0- 0	

RPI 1-25				RPI 26-50				RPI 51-100				Team's RPI: 87				RPI 101+			
RPI	S	Opponent	Score	RPI	S	Opponent	Score	RPI	S	Opponent	Score	RPI	S	Opponent	Score	RPI	S	Opponent	Score
				30	H	Minnesota	69 77									107	A	Houston	64 57
																134	H	Providence	57 61
																148	A	Rhode Island	88 64
																192	H	Campbell	76 56
																198	H	Boston U.	78 51
																201	H	Holy Cross	89 63
																231	H	Dartmouth	99 68
																249	N	Rider	112 61
																280	H	Saint Peter's	89 57
																284	N	Loyola Maryl and	73 47
																286	H	Bryant	83 46
																311	H	Col umbi a	74 60
LAST 12 Division I GAMES:																			
249	N	Rider	112 61	30	H	Minnesota	69 77	286	H	Bryant	83 46	311	H	Col umbi a	74 60	280	H	Providence	57 61
231	H	Dartmouth	99 68	286	H	Bryant	83 46	284	N	Loyola Maryl and	73 47	107	A	Houston	64 57				
192	H	Campbell	76 56																
198	H	Boston U.	78 51																
201	H	Holy Cross	89 63																
280	H	Saint Peter's	89 57																

Non-Div I Games:

Boston College

Average RPI	Win:	270	WON-LOST	WINNING	LAST 10	STRENGTH OF	OPP. STRENGTH	TEAM	ADJ.	CONF.	ADJ CONF.
Average RPI	Loss:	124	RECORD	PCT. RANK	GAMES	SCHEDULE	OF SCHEDULE	RPI	RPI	RPI	RPI
DIV. I ONLY		4- 6		210	4-6	134	245	198	198	26	26
DIV. I NON-CONF.		4- 6		212	0- 1	136	240	197	197	26	26
<hr/>											
TOTALS	RPI 1-25		RPI 26-50		W-L RECORDS	RPI 51-100		RPI 101-150		RPI 150+	
4- 6	0- 0		0- 1		OVERALL	0- 3		0- 0		4- 2	
4- 0	0- 0		0- 0		HOME	0- 0		0- 0		4- 0	
0- 6	0- 0		0- 1		AWAY	0- 3		0- 0		0- 2	
0- 0	0- 0		0- 0		NEUTRAL	0- 0		0- 0		0- 0	
4- 6	0- 0		0- 1		NON-CONFERENCE	0- 3		0- 0		4- 2	
4- 0	0- 0		0- 0		HOME	0- 0		0- 0		4- 0	
0- 6	0- 0		0- 1		AWAY	0- 3		0- 0		0- 2	
0- 0	0- 0		0- 0		NEUTRAL	0- 0		0- 0		0- 0	
0- 0	0- 0		0- 0		CONFERENCE	0- 0		0- 0		0- 0	
0- 0	0- 0		0- 0		HOME	0- 0		0- 0		0- 0	
0- 0	0- 0		0- 0		AWAY	0- 0		0- 0		0- 0	
0- 0	0- 0		0- 0		NEUTRAL	0- 0		0- 0		0- 0	

RPI 1-25				RPI 26-50				RPI 51-100				RPI 101+ Team's RPI: 198			
RPI	S	Opponent	Score	RPI	S	Opponent	Score	RPI	S	Opponent	Score	RPI	S	Opponent	Score
				35	A	Northeastern	51 81	86	A	Harvard	47 67	212	A	Massachusetts	55 66
								87	A	Boston College	51 78	213	H	Delaware	72 61
								94	A	Marist	57 68	231	A	Dartmouth	44 64
												265	H	Brown	72 51
												286	H	Bryant	67 65
												315	H	New Hampshire	60 39
<hr/>															
LAST 12 Division I GAMES:															
				86	A	Harvard	47 67	213	H	Delaware	72 61				
				87	A	Boston College	51 78	315	H	New Hampshire	60 39				
				212	A	Massachusetts	55 66	286	H	Bryant	67 65				
				231	A	Dartmouth	44 64	94	A	Marist	57 68				
								265	H	Brown	72 51				
								35	A	Northeastern	51 81				

Non-Div I Games:

Boston U.

Average RPI Win:	304	WON-LOST	WINNING	LAST 10	STRENGTH OF	OPP. STRENGTH	TEAM	ADJ.	CONF.	ADJ CONF.
Average RPI Loss:	96	RECORD	PCT. RANK	GAMES	SCHEDULE	OF SCHEDULE	RPI	RPI	RPI	RPI
DIV. I ONLY	6- 4	123	7-3	216	283	154	154	9	9	
DIV. I NON-CONF.	6- 4	126	0- 0	208	284	155	155	9	9	

TOTALS	RPI 1-25	RPI 26-50	W-L RECORDS	RPI 51-100	RPI 101-150	RPI 150+				
6- 4	0- 1	0- 0	OVERALL	0- 1	0- 1	6- 1				
4- 0	0- 0	0- 0	HOME	0- 0	0- 0	4- 0				
2- 3	0- 1	0- 0	AWAY	0- 0	0- 1	2- 1				
0- 1	0- 0	0- 0	NEUTRAL	0- 1	0- 0	0- 0				
6- 4	0- 1	0- 0	NON-CONFERENCE	0- 1	0- 1	6- 1				
4- 0	0- 0	0- 0	HOME	0- 0	0- 0	4- 0				
2- 3	0- 1	0- 0	AWAY	0- 0	0- 1	2- 1				
0- 1	0- 0	0- 0	NEUTRAL	0- 1	0- 0	0- 0				
0- 0	0- 0	0- 0	CONFERENCE	0- 0	0- 0	0- 0				
0- 0	0- 0	0- 0	HOME	0- 0	0- 0	0- 0				
0- 0	0- 0	0- 0	AWAY	0- 0	0- 0	0- 0				
0- 0	0- 0	0- 0	NEUTRAL	0- 0	0- 0	0- 0				

RPI 1-25				RPI 26-50				RPI 51-100				RPI 101+ Team's RPI: 154			
RPI	S	Opponent	Score	RPI	S	Opponent	Score	RPI	S	Opponent	Score	RPI	S	Opponent	Score
21	A	Michigan St.	69 99					92	N	Mercer	63 76	110	A	Xavier	49 65
												159	A	Coastal Caro.	80 81
												255	H	Loyol a Chi cago	88 74
												302	H	Robert Morris	61 60
												306	A	Val parai so	79 72
												309	H	Marshall I	99 76
												322	H	Detroit Mercy	79 73
												329	A	Canis ius	74 53
LAST 12 Division I GAMES:															
306	A	Val parai so	79 72	255	H	Loyol a Chi cago	88 74	302	H	Robert Morris	61 60	21	A	Michigan St.	69 99
322	H	Detroit Mercy	79 73	309	H	Marshall I	99 76								
329	A	Canis ius	74 53												
110	A	Xavier	49 65												
92	N	Mercer	63 76												
159	A	Coastal Caro.	80 81												

Non-Div I Games: Davis & Elkins 63 28

Bowling Green

Average RPI	Win:	252	WON-LOST	WINNING	LAST 10	STRENGTH OF	OPP. STRENGTH	TEAM	ADJ.	CONF.	ADJ CONF.
Average RPI	Loss:	73	RECORD	PCT. RANK	GAMES	SCHEDULE	OF SCHEDULE	RPI	RPI	RPI	RPI
DIV. I ONLY		9- 1		28	9-1	343	80	137	137	14	14
DIV. I NON-CONF.		9- 1		30	1- 0	343	78	137	137	14	14

TOTALS	RPI 1-25		RPI 26-50		W-L RECORDS	RPI 51-100		RPI 101-150		RPI 150+	
9- 1	0- 0		0- 0		OVERALL	0- 1		0- 0		9- 0	
5- 0	0- 0		0- 0		HOME	0- 0		0- 0		5- 0	
3- 1	0- 0		0- 0		AWAY	0- 1		0- 0		3- 0	
1- 0	0- 0		0- 0		NEUTRAL	0- 0		0- 0		1- 0	
9- 1	0- 0		0- 0		NON-CONFERENCE	0- 1		0- 0		9- 0	
5- 0	0- 0		0- 0		HOME	0- 0		0- 0		5- 0	
3- 1	0- 0		0- 0		AWAY	0- 1		0- 0		3- 0	
1- 0	0- 0		0- 0		NEUTRAL	0- 0		0- 0		1- 0	
0- 0	0- 0		0- 0		CONFERENCE	0- 0		0- 0		0- 0	
0- 0	0- 0		0- 0		HOME	0- 0		0- 0		0- 0	
0- 0	0- 0		0- 0		AWAY	0- 0		0- 0		0- 0	
0- 0	0- 0		0- 0		NEUTRAL	0- 0		0- 0		0- 0	

RPI 1-25				RPI 26-50				RPI 51-100				RPI 101+ Team's RPI: 137			
RPI	S	Opponent	Score	RPI	S	Opponent	Score	RPI	S	Opponent	Score	RPI	S	Opponent	Score
								73	A	Purdue	61 74	194	H	Eastern Ill.	67 64
												213	N	Delaware	59 47
												217	H	Southeast Mo. St.	85 79
												220	A	Cleveland St.	67 65
												240	H	Oakland	73 64
												247	H	Western Ill.	82 68
												295	A	Omaha	80 60
												314	A	Fla. Atlantic	80 59
												331	H	Chicago St.	89 59
LAST 12 Division I GAMES:															
				73	A	Purdue	61 74	314	A	Fla. Atlantic	80 59				
				220	A	Cleveland St.	67 65	331	H	Chicago St.	89 59				
				295	A	Omaha	80 60	213	N	Delaware	59 47				
				247	H	Western Ill.	82 68	217	H	Southeast Mo. St.	85 79				
				240	H	Oakland	73 64								
				194	H	Eastern Ill.	67 64								

Non-Div I Games: Rockhurst 83 40

Bradley

Average RPI Win:	279	WON-LOST	WINNING	LAST 10	STRENGTH OF	OPP. STRENGTH	TEAM	ADJ.	CONF.	ADJ CONF.
Average RPI Loss:	148	RECORD	PCT. RANK	GAMES	SCHEDULE	OF SCHEDULE	RPI	RPI	RPI	RPI
DIV. I ONLY	6- 7	176	5-5	321	171	265	265	12	12	
DIV. I NON-CONF.	6- 7	171	0- 1	320	169	265	265	12	12	

TOTALS	RPI 1-25	RPI 26-50	W-L RECORDS	RPI 51-100	RPI 101-150	RPI 150+				
6- 7	0- 0	0- 1	OVERALL	0- 2	0- 1	6- 3				
3- 2	0- 0	0- 1	HOME	0- 0	0- 0	3- 1				
2- 5	0- 0	0- 0	AWAY	0- 2	0- 1	2- 2				
1- 0	0- 0	0- 0	NEUTRAL	0- 0	0- 0	1- 0				
6- 7	0- 0	0- 1	NON-CONFERENCE	0- 2	0- 1	6- 3				
3- 2	0- 0	0- 1	HOME	0- 0	0- 0	3- 1				
2- 5	0- 0	0- 0	AWAY	0- 2	0- 1	2- 2				
1- 0	0- 0	0- 0	NEUTRAL	0- 0	0- 0	1- 0				
0- 0	0- 0	0- 0	CONFERENCE	0- 0	0- 0	0- 0				
0- 0	0- 0	0- 0	HOME	0- 0	0- 0	0- 0				
0- 0	0- 0	0- 0	AWAY	0- 0	0- 0	0- 0				
0- 0	0- 0	0- 0	NEUTRAL	0- 0	0- 0	0- 0				

Brown

Brown

RPI 1-25				RPI 26-50				RPI 51-100				RPI 101+ Team's RPI: 265			
RPI	S	Opponent	Score	RPI	S	Opponent	Score	RPI	S	Opponent	Score	RPI	S	Opponent	Score
				43	H	Bucknell I	78 91	56	A	Maine	96 102	148	A	Rhode Island	67 72
								90	A	Northern Ill.	102 109	198	A	Boston U.	51 72
												201	A	Holy Cross	89 85
												212	H	Massachusetts	61 90
												262	H	Central Conn. St.	68 63
												277	H	Fairfield	68 49
												286	A	Bryant	57 75
												286	N	Bryant	84 68
												315	H	New Hampshire	76 70
												331	A	Chicago St.	90 65
LAST 12 Division I GAMES:															
286	N	Bryant	84 68	148	A	Rhode Island	67 72	90	A	Northern Ill.	102 109	331	A	Chicago St.	90 65
43	H	Bucknell I	78 91	56	A	Maine	96 102	198	A	Boston U.	51 72	286	A	Bryant	57 75
212	H	Massachusetts	61 90												
277	H	Fairfield	68 49												
201	A	Holy Cross	89 85												
315	H	New Hampshire	76 70												

Non-Div I Games: Johnson & Wales (RI) 78 46

Brown

Average RPI Win:	274	WON-LOST	WINNING	LAST 10	STRENGTH OF	OPP. STRENGTH	TEAM	ADJ.	CONF.	ADJ CONF.
Average RPI Loss:	173	RECORD	PCT. RANK	GAMES	SCHEDULE	OF SCHEDULE	RPI	RPI	RPI	RPI
DIV. I ONLY	2- 9	299	1-9	172	276	286	286	31	31	
DIV. I NON-CONF.	2- 9	297	0- 1	172	275	288	288	31	31	
<hr/>										
TOTALS	RPI 1-25	RPI 26-50	W-L RECORDS	RPI 51-100	RPI 101-150	RPI 150+				
2- 9	0- 0	0- 0	OVERALL	0- 2	0- 2	2- 5				
1- 2	0- 0	0- 0	HOME	0- 1	0- 0	1- 1				
1- 5	0- 0	0- 0	AWAY	0- 1	0- 1	1- 3				
0- 2	0- 0	0- 0	NEUTRAL	0- 0	0- 1	0- 1				
2- 9	0- 0	0- 0	NON-CONFERENCE	0- 2	0- 2	2- 5				
1- 2	0- 0	0- 0	HOME	0- 1	0- 0	1- 1				
1- 5	0- 0	0- 0	AWAY	0- 1	0- 1	1- 3				
0- 2	0- 0	0- 0	NEUTRAL	0- 0	0- 1	0- 1				
0- 0	0- 0	0- 0	CONFERENCE	0- 0	0- 0	0- 0				
0- 0	0- 0	0- 0	HOME	0- 0	0- 0	0- 0				
0- 0	0- 0	0- 0	AWAY	0- 0	0- 0	0- 0				
0- 0	0- 0	0- 0	NEUTRAL	0- 0	0- 0	0- 0				

RPI	S	Opponent	Score	RPI	S	Opponent	Score	RPI	S	Opponent	Score	RPI	S	Opponent	Score	Team's RPI: 286
56	H	Maine	74	87	A	Boston College	83	112	A	Hartford	67	134	N	Providence	72	
								186	A	West Virginia	94	198	A	Boston U.	67	
								201	H	Holy Cross	81	265	H	Brown	57	
								265	N	Brown	84	283	A	UMass Lowell	57	
								315	A	New Hampshire	79					
<hr/>																
LAST 12 Division I GAMES:																
265	N	Brown	84	134	N	Providence	72	201	H	Holy Cross	81	112	A	Hartford	67	
315	A	New Hampshire	79	283	A	UMass Lowell	57	186	A	West Virginia	94	198	A	Boston U.	67	
56	H	Maine	74	87	A	Boston College	83	265	H	Brown	57	283	A	UMass Lowell	57	
265	H	Brown	57													

Non-Div I Games:

Bryant

Average RPI	Win:	215	WON-LOST	WINNING	LAST 10	STRENGTH OF	OPP. STRENGTH	TEAM	ADJ.	CONF.	ADJ CONF.
Average RPI	Loss:	59	RECORD	PCT. RANK	GAMES	SCHEDULE	OF SCHEDULE	RPI	RPI	RPI	RPI
DIV. I ONLY		9- 3	60	7-3	141	105	43	43	26	26	
DIV. I NON-CONF.		9- 3	62	0- 1	143	105	44	44	26	26	

TOTALS	RPI 1-25		RPI 26-50		W-L RECORDS	RPI 51-100		RPI 101-150		RPI 150+	
9- 3	0- 2		0- 0		OVERALL	1- 0		1- 0		7- 1	
4- 0	0- 0		0- 0		HOME	1- 0		1- 0		2- 0	
3- 3	0- 2		0- 0		AWAY	0- 0		0- 0		3- 1	
2- 0	0- 0		0- 0		NEUTRAL	0- 0		0- 0		2- 0	
9- 3	0- 2		0- 0		NON-CONFERENCE	1- 0		1- 0		7- 1	
4- 0	0- 0		0- 0		HOME	1- 0		1- 0		2- 0	
3- 3	0- 2		0- 0		AWAY	0- 0		0- 0		3- 1	
2- 0	0- 0		0- 0		NEUTRAL	0- 0		0- 0		2- 0	
0- 0	0- 0		0- 0		CONFERENCE	0- 0		0- 0		0- 0	
0- 0	0- 0		0- 0		HOME	0- 0		0- 0		0- 0	
0- 0	0- 0		0- 0		AWAY	0- 0		0- 0		0- 0	
0- 0	0- 0		0- 0		NEUTRAL	0- 0		0- 0		0- 0	

RPI	S	Opponent	Score	RPI	S	Opponent	Score	RPI	S	Opponent	Score	RPI	S	Opponent	Score
5	A	Syracuse	56 70					71	H	Quinnipiac	75 58	124	H	Youngstown St.	73 68
6	A	Iowa St.	61 86									166	A	Drexel	42 64
												212	N	Massachusetts	77 58
												238	A	Monmouth	70 32
												248	A	St. Bonaventure	77 46
												249	H	Rider	80 59
												254	H	Iona	81 43
												265	A	Brown	91 78
												277	N	Fairfield	77 54

LAST 12 Division I GAMES:															
265	A	Brown	91 78	6	A	Iowa St.	61 86	124	H	Youngstown St.	73 68	249	H	Rider	80 59
277	N	Fairfield	77 54					254	H	Iona	81 43	248	A	St. Bonaventure	77 46
212	N	Massachusetts	77 58					238	A	Monmouth	70 32				
5	A	Syracuse	56 70												
166	A	Drexel	42 64												
71	H	Quinnipiac	75 58												

Non-Div I Games:

Bucknell I

Average RPI Win:	213	WON-LOST	WINNING	LAST 10	STRENGTH OF	OPP. STRENGTH	TEAM	ADJ.	CONF.	ADJ CONF.
Average RPI Loss:	25	RECORD	PCT. RANK	GAMES	SCHEDULE	OF SCHEDULE	RPI	RPI	RPI	RPI
DIV. I ONLY	8- 3	71	7-3	177	35	58	58	9	9	
DIV. I NON-CONF.	8- 3	72	1- 0	176	39	56	56	9	9	

TOTALS	RPI 1-25	RPI 26-50	W-L RECORDS	RPI 51-100	RPI 101-150	RPI 150+				
8- 3	0- 2	1- 0	OVERALL	0- 1	1- 0	6- 0				
2- 1	0- 1	0- 0	HOME	0- 0	0- 0	2- 0				
4- 2	0- 1	0- 0	AWAY	0- 1	0- 0	4- 0				
2- 0	0- 0	1- 0	NEUTRAL	0- 0	1- 0	0- 0				
8- 3	0- 2	1- 0	NON-CONFERENCE	0- 1	1- 0	6- 0				
2- 1	0- 1	0- 0	HOME	0- 0	0- 0	2- 0				
4- 2	0- 1	0- 0	AWAY	0- 1	0- 0	4- 0				
2- 0	0- 0	1- 0	NEUTRAL	0- 0	1- 0	0- 0				
0- 0	0- 0	0- 0	CONFERENCE	0- 0	0- 0	0- 0				
0- 0	0- 0	0- 0	HOME	0- 0	0- 0	0- 0				
0- 0	0- 0	0- 0	AWAY	0- 0	0- 0	0- 0				
0- 0	0- 0	0- 0	NEUTRAL	0- 0	0- 0	0- 0				

RPI 1-25				RPI 26-50				RPI 51-100 Team's RPI: 58				RPI 101+			
RPI	S	Opponent	Score	RPI	S	Opponent	Score	RPI	S	Opponent	Score	RPI	S	Opponent	Score
3	A	Oregon	82 102	33	N	South Dakota St.	61 55	69	A	Dayton	59 72	106	N	Georgetown	73 64
4	H	Stanford	55 62									223	A	UMES	69 63
												231	A	Dartmouth	75 69
												248	H	St. Bonaventure	90 43
												262	A	Central Conn. St.	82 69
												268	H	Niagara	88 61
												329	A	Canisius	84 66

LAST 12 Division I GAMES:															
262	A	Central Conn. St.	82 69	248	H	St. Bonaventure	90 43	4	H	Stanford	55 62				
33	N	South Dakota St.	61 55					231	A	Dartmouth	75 69				
106	N	Georgetown	73 64					69	A	Dayton	59 72				
3	A	Oregon	82 102					329	A	Canisius	84 66				
268	H	Niagara	88 61												
223	A	UMES	69 63												

Non-Div I Games:

Buffalo

Butler

Through Games Of Jan. 1, 2019																													
Average RPI Win: 190		WON-LOST RECORD		WINNING PCT. RANK		LAST 10 GAMES		STRENGTH OF SCHEDULE		OPP. STRENGTH OF SCHEDULE		TEAM RPI		ADJ. RPI		CONF. RPI		ADJ CONF. RPI											
Average RPI Loss: 12																													
DIV. I ONLY		12- 1		11		9-1		110		161		17		17		4		4											
DIV. I NON-CONF.		10- 1		19		0- 0		142		217		26		26		4		4											

TOTALS		RPI 1-25		RPI 26-50		W-L RECORDS		RPI 51-100		RPI 101-150		RPI 150+																	
12- 1		0- 1		1- 0		OVERALL		0- 0		2- 0		9- 0																	
7- 0		0- 0		0- 0		HOME		0- 0		0- 0		7- 0																	
3- 1		0- 1		1- 0		AWAY		0- 0		1- 0		1- 0																	
2- 0		0- 0		0- 0		NEUTRAL		0- 0		1- 0		1- 0																	
10- 1		0- 1		0- 0		NON-CONFERENCE		0- 0		1- 0		9- 0																	
7- 0		0- 0		0- 0		HOME		0- 0		0- 0		7- 0																	
1- 1		0- 1		0- 0		AWAY		0- 0		0- 0		1- 0																	
2- 0		0- 0		0- 0		NEUTRAL		0- 0		1- 0		1- 0																	
2- 0		0- 0		1- 0		CONFERENCE		0- 0		1- 0		0- 0																	
0- 0		0- 0		0- 0		HOME		0- 0		0- 0		0- 0																	
2- 0		0- 0		1- 0		AWAY		0- 0		1- 0		0- 0																	
0- 0		0- 0		0- 0		NEUTRAL		0- 0		0- 0		0- 0																	

RPI 1-25		Team's RPI: 17		RPI 26-50		RPI 51-100		RPI 101+																					
RPI	S	Opponent		Score		RPI	S	Opponent		Score		RPI	S	Opponent		Score													
12	A	Indiana		46 66		28	A	Villanova		63 55																			
																				106	A	Georgetown		59 50					
																				144	N	Ohio St.		66 53					
																				172	H	Indiana St.		72 49					
																				194	H	Eastern Ill.		72 37					
																				195	H	Illinois St.		58 56					
																				207	A	Akron		63 47					
																				221	N	Eastern Mich.		73 63					
																				235	H	Ball St.		64 47					
																				247	H	Western Ill.		92 51					
																				253	H	Murray St.		86 65					
																				283	H	UMass Lowell		89 36					

LAST 12 Division I GAMES:																													
12	A	Indiana		46 66		106	A	Georgetown		59 50																			
235	H	Ball St.		64 47		28	A	Villanova		63 55																			
195	H	Illinois St.		58 56		221	N	Eastern Mich.		73 63																			
283	H	UMass Lowell		89 36		144	N	Ohio St.		66 53																			
247	H	Western Ill.		92 51		172	H	Indiana St.		72 49																			
253	H	Murray St.		86 65		207	A	Akron		63 47																			

Butler

Non-Div I Games:

Butler

Average RPI Win:	189	WON-LOST	WINNING	LAST 10	STRENGTH OF	OPP. STRENGTH	TEAM	ADJ.	CONF.	ADJ CONF.
Average RPI Loss:	225	RECORD	PCT. RANK	GAMES	SCHEDULE	OF SCHEDULE	RPI	RPI	RPI	RPI
DIV. I ONLY	2- 9	299	2-8	266	288	313	313	30	30	
DIV. I NON-CONF.	2- 9	297	0- 1	265	289	314	314	30	30	

TOTALS	RPI 1-25	RPI 26-50	W-L RECORDS	RPI 51-100	RPI 101-150	RPI 150+				
2- 9	0- 0	0- 0	OVERALL	1- 1	0- 1	1- 7				
1- 1	0- 0	0- 0	HOME	1- 0	0- 0	0- 1				
1- 8	0- 0	0- 0	AWAY	0- 1	0- 1	1- 6				
0- 0	0- 0	0- 0	NEUTRAL	0- 0	0- 0	0- 0				
2- 9	0- 0	0- 0	NON-CONFERENCE	1- 1	0- 1	1- 7				
1- 1	0- 0	0- 0	HOME	1- 0	0- 0	0- 1				
1- 8	0- 0	0- 0	AWAY	0- 1	0- 1	1- 6				
0- 0	0- 0	0- 0	NEUTRAL	0- 0	0- 0	0- 0				
0- 0	0- 0	0- 0	CONFERENCE	0- 0	0- 0	0- 0				
0- 0	0- 0	0- 0	HOME	0- 0	0- 0	0- 0				
0- 0	0- 0	0- 0	AWAY	0- 0	0- 0	0- 0				
0- 0	0- 0	0- 0	NEUTRAL	0- 0	0- 0	0- 0				

RPI 1-25				RPI 26-50				RPI 51-100				RPI 101+ Team's RPI: 313			
RPI	S	Opponent	Score	RPI	S	Opponent	Score	RPI	S	Opponent	Score	RPI	S	Opponent	Score
								72	A	Oregon St.	52 92	136	A	UC Irvine	78 85
								85	H	Wright St.	76 74	177	H	UC Riverside	67 79
												226	A	Cal St. Fullerton	56 64
												250	A	SMU	43 49
												259	A	North Texas	59 71
												287	A	San Jose St.	72 82
												293	A	UC Santa Barbara	56 48
												295	A	Omaha	46 53
												325	A	UTEP	47 53

LAST 12 Division I GAMES:															
136	A	UC Irvine	78 85	177	H	UC Riverside	67 79	226	A	Cal St. Fullerton	56 64	250	A	SMU	43 49
287	A	San Jose St.	72 82	72	A	Oregon St.	52 92	259	A	North Texas	59 71	293	A	UC Santa Barbara	56 48
325	A	UTEP	47 53	259	A	North Texas	59 71	295	A	Omaha	46 53	325	A	UTEP	47 53
293	A	UC Santa Barbara	56 48	250	A	SMU	43 49								
85	H	Wright St.	76 74	295	A	Omaha	46 53								
				226	A	Cal St. Fullerton	56 64								

Non-Div I Games: Whittier 74 46 Westcliff 91 37

Average RPI	Win:	225	WON-LOST	WINNING	LAST 10	STRENGTH OF	OPP. STRENGTH	TEAM	ADJ.	CONF.	ADJ CONF.
Average RPI	Loss:	57	RECORD	PCT. RANK	GAMES	SCHEDULE	OF SCHEDULE	RPI	RPI	RPI	RPI
DIV. I ONLY		6- 8		197	5-5	103	56	135	135	21	21
DIV. I NON-CONF.		6- 8		199	0- 1	100	53	135	135	21	21
<hr/>											
TOTALS	RPI 1-25		RPI 26-50		W-L RECORDS	RPI 51-100		RPI 101-150		RPI 150+	
6- 8	0- 3		0- 0		OVERALL	0- 4		1- 1		5- 0	
4- 2	0- 0		0- 0		HOME	0- 1		1- 1		3- 0	
2- 6	0- 3		0- 0		AWAY	0- 3		0- 0		2- 0	
0- 0	0- 0		0- 0		NEUTRAL	0- 0		0- 0		0- 0	
6- 8	0- 3		0- 0		NON-CONFERENCE	0- 4		1- 1		5- 0	
4- 2	0- 0		0- 0		HOME	0- 1		1- 1		3- 0	
2- 6	0- 3		0- 0		AWAY	0- 3		0- 0		2- 0	
0- 0	0- 0		0- 0		NEUTRAL	0- 0		0- 0		0- 0	
0- 0	0- 0		0- 0		CONFERENCE	0- 0		0- 0		0- 0	
0- 0	0- 0		0- 0		HOME	0- 0		0- 0		0- 0	
0- 0	0- 0		0- 0		AWAY	0- 0		0- 0		0- 0	
0- 0	0- 0		0- 0		NEUTRAL	0- 0		0- 0		0- 0	

RPI	S	Opponent	Score	RPI	S	Opponent	Score	RPI	S	Opponent	Score	RPI	S	Opponent	Score	Team's RPI: 135
4	A	Stanford	43 69					54	A	Southern Cal i forn i a	42 58	104	H	Washington St.	65 52	
10	A	Drake	63 73					76	A	Bo i se St.	63 74	115	H	Loyol a Marymount	53 72	
14	A	Cal i forn i a	42 67					86	H	Harvard	55 75	184	A	Santa Clara	53 38	
								97	A	I daho	73 88	210	H	San Diego St.	77 74	
												267	H	Cal i forn i a Baptist	73 67	
												287	H	San Jose St.	76 40	
												295	A	Omaha	64 52	
<hr/>																
LAST 12 Division I GAMES:																
86	H	Harvard	55 75	4	A	Stanford	43 69									
184	A	Santa Clara	53 38	287	H	San Jose St.	76 40									
267	H	Cal i forn i a Baptist	73 67	54	A	Southern Cal i forn i a	42 58									
104	H	Washington St.	65 52	210	H	San Diego St.	77 74									
10	A	Drake	63 73	115	H	Loyol a Marymount	53 72									
295	A	Omaha	64 52	14	A	Cal i forn i a	42 67									

Non-Div I Games:

CSUN

Average RPI Win:	280	WON-LOST	WINNING	LAST 10	STRENGTH OF	OPP. STRENGTH	TEAM	ADJ.	CONF.	ADJ CONF.
Average RPI Loss:	136	RECORD	PCT. RANK	GAMES	SCHEDULE	OF SCHEDULE	RPI	RPI	RPI	RPI
DIV. I ONLY	2- 8	293	2-8	272	90	301	301	21	21	
DIV. I NON-CONF.	2- 8	291	0- 1	271	87	301	301	21	21	

TOTALS	RPI 1-25	RPI 26-50	W-L RECORDS	RPI 51-100	RPI 101-150	RPI 150+				
2- 8	0- 0	0- 2	OVERALL	0- 1	0- 1	2- 4				
1- 3	0- 0	0- 1	HOME	0- 0	0- 0	1- 2				
1- 4	0- 0	0- 1	AWAY	0- 1	0- 1	1- 1				
0- 1	0- 0	0- 0	NEUTRAL	0- 0	0- 0	0- 1				
2- 8	0- 0	0- 2	NON-CONFERENCE	0- 1	0- 1	2- 4				
1- 3	0- 0	0- 1	HOME	0- 0	0- 0	1- 2				
1- 4	0- 0	0- 1	AWAY	0- 1	0- 1	1- 1				
0- 1	0- 0	0- 0	NEUTRAL	0- 0	0- 0	0- 1				
0- 0	0- 0	0- 0	CONFERENCE	0- 0	0- 0	0- 0				
0- 0	0- 0	0- 0	HOME	0- 0	0- 0	0- 0				
0- 0	0- 0	0- 0	AWAY	0- 0	0- 0	0- 0				
0- 0	0- 0	0- 0	NEUTRAL	0- 0	0- 0	0- 0				

RPI 1-25				RPI 26-50				RPI 51-100				RPI 101+ Team's RPI: 301			
RPI	S	Opponent	Score	RPI	S	Opponent	Score	RPI	S	Opponent	Score	RPI	S	Opponent	Score
				37	A	UCLA	35 81	72	A	Oregon St.	54 79	113	A	Fresno St.	58 76
				48	H	Saint Mary's (CA)	51 69					176	H	Illinois	51 74
												197	H	Pepperdine	63 70
												215	A	Sacramento St.	85 88
												229	N	San Francisco	62 65
												243	H	Eastern Wash.	59 55
												317	A	Seattle U	60 50

LAST 12 Division I GAMES:															
				37	A	UCLA	35 81	317	A	Seattle U	60 50				
				113	A	Fresno St.	58 76	48	H	Saint Mary's (CA)	51 69				
				215	A	Sacramento St.	85 88	243	H	Eastern Wash.	59 55				
				72	A	Oregon St.	54 79	197	H	Pepperdine	63 70				
								176	H	Illinois	51 74				
								229	N	San Francisco	62 65				

Non-Div I Games: Academy of Art 87 65

Cal Poly

Average RPI Win: 286		WON-LOST RECORD	WINNING PCT. RANK	LAST 10 GAMES	STRENGTH OF SCHEDULE	OPP. STRENGTH OF SCHEDULE	TEAM RPI	ADJ. RPI	CONF. RPI	ADJ. CONF. RPI
DIV. I ONLY	144	7- 5	128	6-4	305	230	226	226	21	21
DIV. I NON-CONF.		7- 5	133	1- 0	305	224	225	225	21	21
TOTALS		RPI 1-25	RPI 26-50	W-L RECORDS		RPI 51-100	RPI 101-150	RPI 150+		
7- 5	0- 0		0- 0	OVERALL		0- 1	0- 2	7- 2		
3- 3	0- 0		0- 0	HOME		0- 1	0- 0	3- 2		
4- 2	0- 0		0- 0	AWAY		0- 0	0- 2	4- 0		
0- 0	0- 0		0- 0	NEUTRAL		0- 0	0- 0	0- 0		
7- 5	0- 0		0- 0	NON-CONFERENCE		0- 1	0- 2	7- 2		
3- 3	0- 0		0- 0	HOME		0- 1	0- 0	3- 2		
4- 2	0- 0		0- 0	AWAY		0- 0	0- 2	4- 0		
0- 0	0- 0		0- 0	NEUTRAL		0- 0	0- 0	0- 0		
0- 0	0- 0		0- 0	CONFERENCE		0- 0	0- 0	0- 0		
0- 0	0- 0		0- 0	HOME		0- 0	0- 0	0- 0		
0- 0	0- 0		0- 0	AWAY		0- 0	0- 0	0- 0		
0- 0	0- 0		0- 0	NEUTRAL		0- 0	0- 0	0- 0		

RPI 1-25				RPI 26-50				RPI 51-100				RPI 101+				Team's RPI: 226	
RPI	S	Opponent	Score	RPI	S	Opponent	Score	RPI	S	Opponent	Score	RPI	S	Opponent	Score		
								68	H	Paci fi c	64	72	118	A	Washi ngton	74	83
													139	A	Portl and	74	83
													184	H	Santa Cla ra	60	64
													210	H	San Diego St.	72	83
													231	H	Dartmouth	67	62
													267	A	Cal i forni a Baptist	79	65
													280	A	Saint Peter' s	69	45
													282	H	Utah Valley	56	55
													311	A	Columbi a	61	58
													313	H	CSU Bakersfi el d	64	56
													317	A	Seattl e U	57	54
LAST 12 Di vi si on I GAMES:																	
				282	H	Utah Valley	56	55	311	A	Col umbi a	61	58				
				68	H	Paci fi c	64	72	313	H	CSU Bakersfi el d	64	56				
				280	A	Saint Peter' s	69	45	231	H	Dartmouth	67	62				
				267	A	Cal i forni a Baptist	79	65	139	A	Portl and	74	83				
				118	A	Washington	74	83	184	H	Santa Cla ra	60	64				
				317	A	Seattl e U	57	54	210	H	San Diego St.	72	83				

Non-Div I Games:	Antelope Valley	77	65
------------------	-----------------	----	----

Cal St. Fullerton

■ Loss, ■ Non-Conf, S Site, H Home A Away N Neutral

Average RPI	Win:	117	WON-LOST	WINNING	LAST 10	STRENGTH OF	OPP. STRENGTH	TEAM	ADJ.	CONF.	ADJ CONF.
Average RPI	Loss:	44	RECORD	PCT. RANK	GAMES	SCHEDULE	OF SCHEDULE	RPI	RPI	RPI	RPI
DIV. I ONLY		9- 2		42	8-2	22	64	14	14	2	2
DIV. I NON-CONF.		9- 2		43	0- 1	25	60	14	14	2	2

TOTALS	RPI 1-25		RPI 26-50		W-L RECORDS	RPI 51-100		RPI 101-150		RPI 150+	
9- 2	0- 1		2- 0		OVERALL	2- 1		3- 0		2- 0	
3- 2	0- 1		0- 0		HOME	0- 1		2- 0		1- 0	
4- 0	0- 0		2- 0		AWAY	0- 0		1- 0		1- 0	
2- 0	0- 0		0- 0		NEUTRAL	2- 0		0- 0		0- 0	
9- 2	0- 1		2- 0		NON-CONFERENCE	2- 1		3- 0		2- 0	
3- 2	0- 1		0- 0		HOME	0- 1		2- 0		1- 0	
4- 0	0- 0		2- 0		AWAY	0- 0		1- 0		1- 0	
2- 0	0- 0		0- 0		NEUTRAL	2- 0		0- 0		0- 0	
0- 0	0- 0		0- 0		CONFERENCE	0- 0		0- 0		0- 0	
0- 0	0- 0		0- 0		HOME	0- 0		0- 0		0- 0	
0- 0	0- 0		0- 0		AWAY	0- 0		0- 0		0- 0	
0- 0	0- 0		0- 0		NEUTRAL	0- 0		0- 0		0- 0	

RPI	S	Opponent	Score	RPI	S	Opponent	Score	RPI	S	Opponent	Score	RPI	S	Opponent	Score
2	H	UConn	66 76	47	A	BYU	70 52	65	N	Tulane	65 57	103	A	Penn St.	75 58
				48	A	Saint Mary's (CA)	81 78	68	N	Pacific	81 69	107	H	Houston	80 79
								86	H	Harvard	79 85	135	H	CSUN	67 42
												185	A	San Diego	70 53
												293	H	UC Santa Barbara	69 45

LAST 12 Division I GAMES:															
86	H	Harvard	79 85	48	A	Saint Mary's (CA)	81 78	135	H	CSUN	67 42	185	A	San Diego	70 53
2	H	UConn	66 76					65	N	Tulane	65 57	68	N	Pacific	81 69
293	H	UC Santa Barbara	69 45					47	A	BYU	70 52				
103	A	Penn St.	75 58												
107	H	Houston	80 79												

Non-Div I Games:

Cal i forni a

Average RPI Win:	235	WON-LOST	WINNING	LAST 10	STRENGTH OF	OPP. STRENGTH	TEAM	ADJ.	CONF.	ADJ CONF.
Average RPI Loss:	154	RECORD	PCT. RANK	GAMES	SCHEDULE	OF SCHEDULE	RPI	RPI	RPI	RPI
DIV. I ONLY	3- 6	243	5-5	284	135	267	267	30	30	
DIV. I NON-CONF.	3- 6	241	1- 0	284	131	268	268	30	30	

TOTALS	RPI 1-25	RPI 26-50	W-L RECORDS	RPI 51-100	RPI 101-150	RPI 150+				
3- 6	0- 0	0- 1	OVERALL	0- 0	0- 2	3- 3				
1- 2	0- 0	0- 0	HOME	0- 0	0- 1	1- 1				
2- 3	0- 0	0- 0	AWAY	0- 0	0- 1	2- 2				
0- 1	0- 0	0- 1	NEUTRAL	0- 0	0- 0	0- 0				
3- 6	0- 0	0- 1	NON-CONFERENCE	0- 0	0- 2	3- 3				
1- 2	0- 0	0- 0	HOME	0- 0	0- 1	1- 1				
2- 3	0- 0	0- 0	AWAY	0- 0	0- 1	2- 2				
0- 1	0- 0	0- 1	NEUTRAL	0- 0	0- 0	0- 0				
0- 0	0- 0	0- 0	CONFERENCE	0- 0	0- 0	0- 0				
0- 0	0- 0	0- 0	HOME	0- 0	0- 0	0- 0				
0- 0	0- 0	0- 0	AWAY	0- 0	0- 0	0- 0				
0- 0	0- 0	0- 0	NEUTRAL	0- 0	0- 0	0- 0				

RPI	S	Opponent	Score	RPI	S	Opponent	Score	RPI	S	Opponent	Score	RPI	S	Opponent	Score	Team's RPI: 267
47	N	BYU	69 76									128	H	Idaho St.	57 72	
												135	A	CSUN	67 73	
												175	A	Northern Ariz.	88 91	
												177	H	UC Riverside	65 57	
												210	A	San Diego St.	67 83	
												226	H	Cal St. Fullerton	65 79	
												234	A	Long Beach St.	85 83	
												293	A	UC Santa Barbara	76 64	
LAST 12 Division I GAMES:																
293	A	UC Santa Barbara	76 64	210	A	San Diego St.	67 83									
177	H	UC Riverside	65 57	175	A	Northern Ariz.	88 91									
135	A	CSUN	67 73	226	H	Cal St. Fullerton	65 79									
47	N	BYU	69 76	234	A	Long Beach St.	85 83									
				128	H	Idaho St.	57 72									

Average RPI Win: 304
Average RPI Loss: 109

WON-LOST
RECORD

WINNING
PCT. RANK

LAST 10
GAMES

STRENGTH OF
SCHEDULE

OPP. STRENGTH
OF SCHEDULE

TEAM
RPI

ADJ.
RPI

CONF.
RPI

ADJ CONF.
RPI

DIV. I ONLY	6- 3	91	8-2	298	269	192	192	29	29
DIV. I NON-CONF.	6- 3	91	1- 0	298	267	191	191	29	29
<hr/>									
TOTALS	RPI 1-25	RPI 26-50	W-L RECORDS	RPI 51-100	RPI 101-150	RPI 150+			
6- 3	0- 0	0- 1	OVERALL	0- 1	0- 0	6- 1			
2- 2	0- 0	0- 1	HOME	0- 0	0- 0	2- 1			
3- 1	0- 0	0- 0	AWAY	0- 1	0- 0	3- 0			
1- 0	0- 0	0- 0	NEUTRAL	0- 0	0- 0	1- 0			
6- 3	0- 0	0- 1	NON-CONFERENCE	0- 1	0- 0	6- 1			
2- 2	0- 0	0- 1	HOME	0- 0	0- 0	2- 1			
3- 1	0- 0	0- 0	AWAY	0- 1	0- 0	3- 0			
1- 0	0- 0	0- 0	NEUTRAL	0- 0	0- 0	1- 0			
0- 0	0- 0	0- 0	CONFERENCE	0- 0	0- 0	0- 0			
0- 0	0- 0	0- 0	HOME	0- 0	0- 0	0- 0			
0- 0	0- 0	0- 0	AWAY	0- 0	0- 0	0- 0			
0- 0	0- 0	0- 0	NEUTRAL	0- 0	0- 0	0- 0			

RPI	S	Opponent	Score	RPI	S	Opponent	Score	RPI	S	Opponent	Score	RPI	S	Opponent	Score
36	H	Old Domini on	59 83	87	A	Boston Colle ge	56 76	203	H	Howard	64 69	273	H	UNC Greensboro	53 49
								279	A	Norfol k St.	57 49	295	N	Omaha	65 52
								303	A	Western Caro.	63 37	335	A	FIU	59 54
								338	H	Col. of Charleston	66 65				
LAST 12 Division I GAMES:															
87	A	Boston Colle ge	56 76	335	A	FIU	59 54	303	A	Western Caro.	63 37	36	H	Old Domini on	59 83
203	H	Howard	64 69												
273	H	UNC Greensboro	53 49												
295	N	Omaha	65 52												
279	A	Norfol k St.	57 49												
338	H	Col. of Charleston	66 65												

Non-Div I Games: William Peace 65 36 Columbi a (SC) 93 46

Campbel I

Loss, Non-Conf, S Site, H Home A Away N Neutral

Average RPI Win:	295	WON-LOST	WINNING	LAST 10	STRENGTH OF	OPP. STRENGTH	TEAM	ADJ.	CONF.	ADJ CONF.
Average RPI Loss:	196	RECORD	PCT. RANK	GAMES	SCHEDULE	OF SCHEDULE	RPI	RPI	RPI	RPI
DIV. I ONLY	2- 9	299	2-8	258	308	329	329	27	27	
DIV. I NON-CONF.	2- 9	297	1- 0	256	307	330	330	27	27	

TOTALS	RPI 1-25	RPI 26-50	W-L RECORDS	RPI 51-100	RPI 101-150	RPI 150+				
2- 9	0- 0	0- 0	OVERALL	0- 1	0- 2	2- 6				
1- 5	0- 0	0- 0	HOME	0- 1	0- 2	1- 2				
1- 4	0- 0	0- 0	AWAY	0- 0	0- 0	1- 4				
0- 0	0- 0	0- 0	NEUTRAL	0- 0	0- 0	0- 0				
2- 9	0- 0	0- 0	NON-CONFERENCE	0- 1	0- 2	2- 6				
1- 5	0- 0	0- 0	HOME	0- 1	0- 2	1- 2				
1- 4	0- 0	0- 0	AWAY	0- 0	0- 0	1- 4				
0- 0	0- 0	0- 0	NEUTRAL	0- 0	0- 0	0- 0				
0- 0	0- 0	0- 0	CONFERENCE	0- 0	0- 0	0- 0				
0- 0	0- 0	0- 0	HOME	0- 0	0- 0	0- 0				
0- 0	0- 0	0- 0	AWAY	0- 0	0- 0	0- 0				
0- 0	0- 0	0- 0	NEUTRAL	0- 0	0- 0	0- 0				

RPI 1-25				RPI 26-50				RPI 51-100				RPI 101+ Team's RPI : 329					
RPI	S	Opponent	Score	RPI	S	Opponent	Score	RPI	S	Opponent	Score	RPI	S	Opponent	Score		
								58	H	Buffal o	66	84	124	H	Youngstown St.	36	62
													131	H	Mi ami (OH)	59	62
													154	H	Bowl ing Green	53	74
													207	A	Akron	53	62
													240	A	Oakl and	60	71
													248	A	St. Bonaventure	94	100
													274	H	UTRGV	53	57
													290	H	Vermont	67	46
													300	A	Al bany (NY)	48	42
													328	A	Col gate	53	67
LAST 12 Di vi si on I GAMES:																	
124	H	Youngstown St.	36	62	290	H	Vermont	67	46	207	A	Akron	53	62			
300	A	Al bany (NY)	48	42	154	H	Bowl ing Green	53	74	58	H	Buffal o	66	84			
240	A	Oakl and	60	71	131	H	Mi ami (OH)	59	62								
328	A	Col gate	53	67													
274	H	UTRGV	53	57													
248	A	St. Bonaventure	94	100													

Non-Div I Games:

Canisius

Average RPI Win:	350	WON-LOST	WINNING	LAST 10	STRENGTH OF	OPP. STRENGTH	TEAM	ADJ.	CONF.	ADJ CONF.
Average RPI Loss:	168	RECORD	PCT. RANK	GAMES	SCHEDULE	OF SCHEDULE	RPI	RPI	RPI	RPI
DIV. I ONLY	1- 6	318	4-6	227	318	304	304	22	22	
DIV. I NON-CONF.	1- 5	310	0- 0	168	262	267	267	22	22	

TOTALS	RPI 1-25	RPI 26-50	W-L RECORDS	RPI 51-100	RPI 101-150	RPI 150+				
1- 6	0- 0	0- 1	OVERALL	0- 1	0- 2	1- 2				
0- 2	0- 0	0- 0	HOME	0- 0	0- 1	0- 1				
1- 4	0- 0	0- 1	AWAY	0- 1	0- 1	1- 1				
0- 0	0- 0	0- 0	NEUTRAL	0- 0	0- 0	0- 0				
1- 5	0- 0	0- 1	NON-CONFERENCE	0- 1	0- 2	1- 1				
0- 1	0- 0	0- 0	HOME	0- 0	0- 1	0- 0				
1- 4	0- 0	0- 1	AWAY	0- 1	0- 1	1- 1				
0- 0	0- 0	0- 0	NEUTRAL	0- 0	0- 0	0- 0				
0- 1	0- 0	0- 0	CONFERENCE	0- 0	0- 0	0- 1				
0- 1	0- 0	0- 0	HOME	0- 0	0- 0	0- 1				
0- 0	0- 0	0- 0	AWAY	0- 0	0- 0	0- 0				
0- 0	0- 0	0- 0	NEUTRAL	0- 0	0- 0	0- 0				

RPI 1-25				RPI 26-50				RPI 51-100				RPI 101+				Team's RPI: 304
RPI	S	Opponent	Score	RPI	S	Opponent	Score	RPI	S	Opponent	Score	RPI	S	Opponent	Score	
				41	A	Texas A&M	27 84	69	A	Kansas St.	54 70	132	H	South Alabama	50 58	
												141	A	Oklahoma	52 65	
												296	A	Jackson St.	56 65	
												326	H	A&M-Corpus Christi	65 73	
												350	A	Alcorn	57 46	
LAST 12 Division I GAMES:																
132	H	South Alabama	50 58	326	H	A&M-Corpus Christi	65 73	69	A	Kansas St.	54 70	41	A	Texas A&M	27 84	
296	A	Jackson St.	56 65					141	A	Oklahoma	52 65	350	A	Alcorn	57 46	

Non-Div I Games: Central Baptist 55 34 Crowley's Ridge 91 33 Williams Baptist 70 35 Hendrix 72 40 Central Ark.

Average RPI Win:	316	WON-LOST	WINNING	LAST 10	STRENGTH OF	OPP. STRENGTH	TEAM	ADJ.	CONF.	ADJ CONF.
Average RPI Loss:	133	RECORD	PCT. RANK	GAMES	SCHEDULE	OF SCHEDULE	RPI	RPI	RPI	RPI
DIV. I ONLY	3- 7	255	3-7	224	218	262	262	31	31	
DIV. I NON-CONF.	3- 7	255	0- 1	219	215	261	261	31	31	

TOTALS	RPI 1-25	RPI 26-50	W-L RECORDS	RPI 51-100	RPI 101-150	RPI 150+				
3- 7	0- 1	0- 0	OVERALL	0- 1	0- 3	3- 2				
1- 3	0- 0	0- 0	HOME	0- 1	0- 2	1- 0				
2- 4	0- 1	0- 0	AWAY	0- 0	0- 1	2- 2				
0- 0	0- 0	0- 0	NEUTRAL	0- 0	0- 0	0- 0				
3- 7	0- 1	0- 0	NON-CONFERENCE	0- 1	0- 3	3- 2				
1- 3	0- 0	0- 0	HOME	0- 1	0- 2	1- 0				
2- 4	0- 1	0- 0	AWAY	0- 0	0- 1	2- 2				
0- 0	0- 0	0- 0	NEUTRAL	0- 0	0- 0	0- 0				
0- 0	0- 0	0- 0	CONFERENCE	0- 0	0- 0	0- 0				
0- 0	0- 0	0- 0	HOME	0- 0	0- 0	0- 0				
0- 0	0- 0	0- 0	AWAY	0- 0	0- 0	0- 0				
0- 0	0- 0	0- 0	NEUTRAL	0- 0	0- 0	0- 0				

RPI 1-25				RPI 26-50				RPI 51-100				RPI 101+ Team's RPI: 262			
RPI	S	Opponent	Score	RPI	S	Opponent	Score	RPI	S	Opponent	Score	RPI	S	Opponent	Score
24	A	Rutgers	44 73					58	H	Buffalo	69 82	112	H	Hartford	52 54
												125	A	Yale	46 58
												137	H	Lehigh	62 88
												212	A	Massachusetts	59 74
												265	A	Brown	63 68
												300	A	Albany (NY)	60 53
												315	H	New Hampshire	56 47
												332	A	Morgan St.	60 36

LAST 12 Division I GAMES:															
112	H	Hartford	52 54	58	H	Buffalo	69 82	332	A	Morgan St.	60 36	212	A	Massachusetts	59 74
125	A	Yale	46 58					24	A	Rutgers	44 73				
315	H	New Hampshire	56 47					137	H	Lehigh	62 88				
300	A	Albany (NY)	60 53					265	A	Brown	63 68				

Non-Div I Games:

Central Conn. St.

Average RPI Win:	0	WON-LOST	WINNING	LAST 10	STRENGTH OF	OPP. STRENGTH	TEAM	ADJ.	CONF.	ADJ CONF.
Average RPI Loss:	231	RECORD	PCT. RANK	GAMES	SCHEDULE	OF SCHEDULE	RPI	RPI	RPI	RPI

DIV. I ONLY	0- 8	338	2-8	328	319	351	351	29	29
DIV. I NON-CONF.	0- 8	336	0- 1	327	316	351	351	29	29
TOTALS	RPI 1-25	RPI 26-50	W-L RECORDS	RPI 51-100	RPI 101-150	RPI 150+			
0- 8	0- 0	0- 0	OVERALL	0- 0	0- 2	0- 6			
0- 3	0- 0	0- 0	HOME	0- 0	0- 1	0- 2			
0- 5	0- 0	0- 0	AWAY	0- 0	0- 1	0- 4			
0- 0	0- 0	0- 0	NEUTRAL	0- 0	0- 0	0- 0			
0- 8	0- 0	0- 0	NON-CONFERENCE	0- 0	0- 2	0- 6			
0- 3	0- 0	0- 0	HOME	0- 0	0- 1	0- 2			
0- 5	0- 0	0- 0	AWAY	0- 0	0- 1	0- 4			
0- 0	0- 0	0- 0	NEUTRAL	0- 0	0- 0	0- 0			
0- 0	0- 0	0- 0	CONFERENCE	0- 0	0- 0	0- 0			
0- 0	0- 0	0- 0	HOME	0- 0	0- 0	0- 0			
0- 0	0- 0	0- 0	AWAY	0- 0	0- 0	0- 0			
0- 0	0- 0	0- 0	NEUTRAL	0- 0	0- 0	0- 0			

RPI 1-25	RPI 26-50	RPI 51-100	RPI 101+	Team's RPI: 351
RPI S Opponent Score	RPI S Opponent Score	RPI S Opponent Score	RPI S Opponent Score	
			108 H Tennessee Tech	55 77
			149 A Georgi a	75 83
			199 H Davi dson	34 72
			232 H Jacksonville	58 68
			244 A Florida	60 70
			278 A South Carolina St.	58 67
			297 A North Florida	76 82
			338 A Col. of Charleston	52 79
LAST 12 Division I GAMES:				
244 A Florida	60 70	278 A South Carolina St.	58 67	
338 A Col. of Charleston	52 79	199 H Davi dson	34 72	
149 A Georgi a	75 83			
297 A North Florida	76 82			
232 H Jacksonville	58 68			
108 H Tennessee Tech	55 77			

Non-Div I Games: Converse 101 50 Col umbi a (SC) 89 57 Erski ne 74 50

Charleston So.

Average RPI Win:	196	WON-LOST	WINNING	LAST 10	STRENGTH OF	OPP. STRENGTH	TEAM	ADJ.	CONF.	ADJ CONF.
Average RPI Loss:	105	RECORD	PCT. RANK	GAMES	SCHEDULE	OF SCHEDULE	RPI	RPI	RPI	RPI
DIV. I ONLY	8- 4	91	6-4	88	213	79	79	19	19	
DIV. I NON-CONF.	8- 4	91	1- 0	89	209	76	76	19	19	

TOTALS	RPI 1-25	RPI 26-50	W-L RECORDS	RPI 51-100	RPI 101-150	RPI 150+				
8- 4	0- 0	0- 0	OVERALL	1- 2	1- 2	6- 0				
6- 1	0- 0	0- 0	HOME	1- 1	0- 0	5- 0				
1- 3	0- 0	0- 0	AWAY	0- 1	1- 2	0- 0				
1- 0	0- 0	0- 0	NEUTRAL	0- 0	0- 0	1- 0				
8- 4	0- 0	0- 0	NON-CONFERENCE	1- 2	1- 2	6- 0				
6- 1	0- 0	0- 0	HOME	1- 1	0- 0	5- 0				
1- 3	0- 0	0- 0	AWAY	0- 1	1- 2	0- 0				
1- 0	0- 0	0- 0	NEUTRAL	0- 0	0- 0	1- 0				
0- 0	0- 0	0- 0	CONFERENCE	0- 0	0- 0	0- 0				
0- 0	0- 0	0- 0	HOME	0- 0	0- 0	0- 0				
0- 0	0- 0	0- 0	AWAY	0- 0	0- 0	0- 0				
0- 0	0- 0	0- 0	NEUTRAL	0- 0	0- 0	0- 0				

RPI 1-25				RPI 26-50				RPI 51-100				RPI 101+			
RPI	S	Opponent	Score	RPI	S	Opponent	Score	RPI	S	Opponent	Score	RPI	S	Opponent	Score
								80	H	Wake Forest	43 69	114	A	Fordham	64 71
								85	H	Wright St.	88 85	133	A	Virginia	61 65
								92	A	Mercer	40 57	137	A	Lehigh	62 60
												191	H	East Carolina	52 46
												199	H	Davidson	78 66
												200	H	UNC Asheville	70 53
												225	H	Bethune-Cookman	73 69
												257	H	Wofford	85 63
												270 N		Liberty	63 61

LAST 12 Division I GAMES:															
				85	H	Wright St.	88 85	137	A	Lehigh	62 60				
				92	A	Mercer	40 57	133	A	Virginia	61 65				
				80	H	Wake Forest	43 69	225	H	Bethune-Cookman	73 69				
				191	H	East Carolina	52 46	199	H	Davidson	78 66				
				270 N		Liberty	63 61	257	H	Wofford	85 63				
				114	A	Fordham	64 71	200	H	UNC Asheville	70 53				

Non-Div I Games:

Charlotte

Average RPI	Win: 197	WON-LOST	WINNING	LAST 10	STRENGTH OF	OPP. STRENGTH	TEAM	ADJ.	CONF.	ADJ CONF.
Average RPI	Loss: 41	RECORD	PCT. RANK	GAMES	SCHEDULE	OF SCHEDULE	RPI	RPI	RPI	RPI
DIV. I ONLY	4- 10	262	2-8	15	87	121	121	23	23	
DIV. I NON-CONF.	4- 10	262	1- 0	16	84	120	120	23	23	

TOTALS	RPI 1-25	RPI 26-50	W-L RECORDS	RPI 51-100	RPI 101-150	RPI 150+				
4- 10	0- 3	0- 4	OVERALL	1- 3	0- 0	3- 0				
1- 5	0- 2	0- 2	HOME	0- 1	0- 0	1- 0				
1- 3	0- 1	0- 1	AWAY	0- 1	0- 0	1- 0				
2- 2	0- 0	0- 1	NEUTRAL	1- 1	0- 0	1- 0				
4- 10	0- 3	0- 4	NON-CONFERENCE	1- 3	0- 0	3- 0				
1- 5	0- 2	0- 2	HOME	0- 1	0- 0	1- 0				
1- 3	0- 1	0- 1	AWAY	0- 1	0- 0	1- 0				
2- 2	0- 0	0- 1	NEUTRAL	1- 1	0- 0	1- 0				
0- 0	0- 0	0- 0	CONFERENCE	0- 0	0- 0	0- 0				
0- 0	0- 0	0- 0	HOME	0- 0	0- 0	0- 0				
0- 0	0- 0	0- 0	AWAY	0- 0	0- 0	0- 0				
0- 0	0- 0	0- 0	NEUTRAL	0- 0	0- 0	0- 0				

RPI 1-25				RPI 26-50				RPI 51-100				RPI 101+				Team's RPI: 121
RPI	S	Opponent	Score	RPI	S	Opponent	Score	RPI	S	Opponent	Score	RPI	S	Opponent	Score	
7	H	NC State	58 78	33	H	South Dakota St.	54 71	51	A	Northern Colo.	65 68	206	N	Saint Louis	71 61	
8	H	Louisville	49 75	40	A	Virginia Tech	59 74	56	N	Maine	66 61	256	A	Hampton	58 50	
18	A	UCF	37 75	44	N	Central Mich.	50 73	62	N	Middle Tenn.	47 58	270	H	Liberty	75 60	
				46	H	Belmont	51 67	100	H	UT Martin	79 81					
LAST 12 Division I GAMES:																
				51	A	Northern Colo.	65 68	56	N	Maine	66 61					
				33	H	South Dakota St.	54 71	62	N	Middle Tenn.	47 58					
				18	A	UCF	37 75	7	H	NC State	58 78					
				100	H	UT Martin	79 81	46	H	Belmont	51 67					
				44	N	Central Mich.	50 73	270	H	Liberty	75 60					
				206	N	Saint Louis	71 61	40	A	Virginia Tech	59 74					

Non-Div I Games: Lee

61 55

Chattanooga

Average RPI Win:	0	WON-LOST	WINNING	LAST 10	STRENGTH OF	OPP. STRENGTH	TEAM	ADJ.	CONF.	ADJ CONF.
Average RPI Loss:	200	RECORD	PCT. RANK	GAMES	SCHEDULE	OF SCHEDULE	RPI	RPI	RPI	RPI
DIV. I ONLY	0- 13	338	0-10	120	349	331	331	30	30	
DIV. I NON-CONF.	0- 13	336	0- 1	120	349	331	331	30	30	

TOTALS	RPI 1-25	RPI 26-50	W-L RECORDS	RPI 51-100	RPI 101-150	RPI 150+				
0- 13	0- 0	0- 0	OVERALL	0- 2	0- 4	0- 7				
0- 5	0- 0	0- 0	HOME	0- 0	0- 1	0- 4				
0- 7	0- 0	0- 0	AWAY	0- 2	0- 3	0- 2				
0- 1	0- 0	0- 0	NEUTRAL	0- 0	0- 0	0- 1				
0- 13	0- 0	0- 0	NON-CONFERENCE	0- 2	0- 4	0- 7				
0- 5	0- 0	0- 0	HOME	0- 0	0- 1	0- 4				
0- 7	0- 0	0- 0	AWAY	0- 2	0- 3	0- 2				
0- 1	0- 0	0- 0	NEUTRAL	0- 0	0- 0	0- 1				
0- 0	0- 0	0- 0	CONFERENCE	0- 0	0- 0	0- 0				
0- 0	0- 0	0- 0	HOME	0- 0	0- 0	0- 0				
0- 0	0- 0	0- 0	AWAY	0- 0	0- 0	0- 0				
0- 0	0- 0	0- 0	NEUTRAL	0- 0	0- 0	0- 0				

RPI 1-25				RPI 26-50				RPI 51-100				RPI 101+				Team's RPI: 331
RPI	S	Opponent	Score	RPI	S	Opponent	Score	RPI	S	Opponent	Score	RPI	S	Opponent	Score	
								75	A	Northwestern	35 97	110	A	Xavier	57 91	
								90	A	Northern Ill.	52 114	130	A	Wisconsin	38 85	
												137	A	Bradley	59 89	
												143	H	UAB	45 90	
												208	A	Morehead St.	68 104	
												255	A	Loyola Chicago	40 76	
												260	H	SIUE	66 82	
												265	H	Brown	65 90	
												271	N	St. Francis Brooklyn	73 110	
												306	H	Valparaiso	70 76	
												348	H	Evansville	58 67	
LAST 12 Division I GAMES:																
130	A	Wisconsin	38 85	265	H	Brown	65 90									
260	H	SIUE	66 82	137	A	Bradley	59 89									
306	H	Valparaiso	70 76	90	A	Northern Ill.	52 114									
255	A	Loyola Chicago	40 76	75	A	Northwestern	35 97									
143	H	UAB	45 90	271	N	St. Francis Brooklyn	73 110									
208	A	Morehead St.	68 104	348	H	Evansville	58 67									

Non-Div I Games:

Chicago St.

Average RPI Win:	215	WON-LOST	WINNING	LAST 10	STRENGTH OF	OPP. STRENGTH	TEAM	ADJ.	CONF.	ADJ CONF.
Average RPI Loss:	127	RECORD	PCT. RANK	GAMES	SCHEDULE	OF SCHEDULE	RPI	RPI	RPI	RPI
DIV. I ONLY	8- 5	115	6-4	165	224	142	142	8	8	
DIV. I NON-CONF.	8- 5	120	1- 0	165	220	141	141	8	8	

TOTALS	RPI 1-25	RPI 26-50	W-L RECORDS	RPI 51-100	RPI 101-150	RPI 150+				
8- 5	0- 0	0- 1	OVERALL	0- 1	3- 2	5- 1				
7- 1	0- 0	0- 1	HOME	0- 0	3- 0	4- 0				
1- 4	0- 0	0- 0	AWAY	0- 1	0- 2	1- 1				
0- 0	0- 0	0- 0	NEUTRAL	0- 0	0- 0	0- 0				
8- 5	0- 0	0- 1	NON-CONFERENCE	0- 1	3- 2	5- 1				
7- 1	0- 0	0- 1	HOME	0- 0	3- 0	4- 0				
1- 4	0- 0	0- 0	AWAY	0- 1	0- 2	1- 1				
0- 0	0- 0	0- 0	NEUTRAL	0- 0	0- 0	0- 0				
0- 0	0- 0	0- 0	CONFERENCE	0- 0	0- 0	0- 0				
0- 0	0- 0	0- 0	HOME	0- 0	0- 0	0- 0				
0- 0	0- 0	0- 0	AWAY	0- 0	0- 0	0- 0				
0- 0	0- 0	0- 0	NEUTRAL	0- 0	0- 0	0- 0				

RPI	S	Opponent	Score	RPI	S	Opponent	Score	RPI	S	Opponent	Score	RPI	S	Opponent	Score	Team's RPI: 142
36	H	Old Domini on	72 76	91	A	Pittsburgh	48 65	110	H	Xavier	79 61	125	H	Yale	66 52	
								131	A	Miami (OH)	65 78	140	H	VCU	66 54	
								144	A	Ohio St.	56 69	203	H	Howard	85 51	
								206	A	Saint Louis	51 50	235	A	Ball St.	63 75	
								272	H	ETSU	77 64	320	H	Lipscomb	71 55	
								345	H	Austin Peay	69 48					
LAST 12 Division I GAMES:																
144	A	Ohio St.	56 69	203	H	Howard	85 51	110	H	Xavier	79 61	140	H	VCU	66 54	
235	A	Ball St.	63 75	131	A	Miami (OH)	65 78	36	H	Old Domini on	72 76	272	H	ETSU	77 64	
320	H	Lipscomb	71 55	91	A	Pittsburgh	48 65									
125	H	Yale	66 52													
206	A	Saint Louis	51 50													

Non-Div I Games:

Cincinnati

C
l
e
m
s
o
n

Clemson				Through Games Of Jan. 1, 2019																			
Average RPI Win: 193		WON-LOST RECORD		WINNING PCT. RANK		LAST 10 GAMES		STRENGTH OF SCHEDULE		OPP. STRENGTH OF SCHEDULE		TEAM RPI	ADJ. RPI	CONF. RPI	ADJ CONF. RPI								
DIV. I ONLY		9- 4		84		7-3		118		142		95	95	1	1								
DIV. I NON-CONF.		9- 4		85		1- 0		117		140		96	96	1	1								

TOTALS		RPI 1-25		RPI 26-50		W-L RECORDS		RPI 51-100		RPI 101-150		RPI 150+											
9- 4		0- 1		1- 0		OVERALL		0- 2		2- 0		6- 1											
8- 1		0- 0		1- 0		HOME		0- 0		1- 0		6- 1											
0- 2		0- 0		0- 0		AWAY		0- 2		0- 0		0- 0											
1- 1		0- 1		0- 0		NEUTRAL		0- 0		1- 0		0- 0											
9- 4		0- 1		1- 0		NON-CONFERENCE		0- 2		2- 0		6- 1											
8- 1		0- 0		1- 0		HOME		0- 0		1- 0		6- 1											
0- 2		0- 0		0- 0		AWAY		0- 2		0- 0		0- 0											
1- 1		0- 1		0- 0		NEUTRAL		0- 0		1- 0		0- 0											
0- 0		0- 0		0- 0		CONFERENCE		0- 0		0- 0		0- 0											
0- 0		0- 0		0- 0		HOME		0- 0		0- 0		0- 0											
0- 0		0- 0		0- 0		AWAY		0- 0		0- 0		0- 0											
0- 0		0- 0		0- 0		NEUTRAL		0- 0		0- 0		0- 0											

RPI 1-25				RPI 26-50				RPI 51-100				Team's RPI: 95				RPI 101+							
RPI	S	Opponent		Score		RPI	S	Opponent		Score		RPI	S	Opponent		Score							
25	N	Tennessee		66	78	46	H	Belmont		65	62	64	A	South Carolina		57	69						
												99	A	Alabama		56	76						
																141	N	Oklahoma		74	62		
																148	H	Rhode Island		80	67		
																160	H	Appalachian St.		87	48		
																176	H	Illinois		69	67		
																180	H	High Point		83	64		
																199	H	Davidson		80	90		
																257	H	Wofford		85	77		
																309	H	Marshall		68	54		
																320	H	Lipscomb		68	26		

C
l
e
m
s
o
n

Non-Div I Games:

Clemson

Average RPI Win:	252	WON-LOST	WINNING	LAST 10	STRENGTH OF	OPP. STRENGTH	TEAM	ADJ.	CONF.	ADJ CONF.
Average RPI Loss:	162	RECORD	PCT. RANK	GAMES	SCHEDULE	OF SCHEDULE	RPI	RPI	RPI	RPI
DIV. I ONLY	3- 8	264	4-6	116	331	220	220	17	17	
DIV. I NON-CONF.	1- 8	322	0- 0	23	347	255	255	15	15	

TOTALS	RPI 1-25	RPI 26-50	W-L RECORDS	RPI 51-100	RPI 101-150	RPI 150+				
3- 8	0- 0	0- 0	OVERALL	0- 3	0- 1	3- 4				
1- 2	0- 0	0- 0	HOME	0- 1	0- 1	1- 0				
2- 5	0- 0	0- 0	AWAY	0- 1	0- 0	2- 4				
0- 1	0- 0	0- 0	NEUTRAL	0- 1	0- 0	0- 0				
1- 8	0- 0	0- 0	NON-CONFERENCE	0- 3	0- 1	1- 4				
1- 2	0- 0	0- 0	HOME	0- 1	0- 1	1- 0				
0- 5	0- 0	0- 0	AWAY	0- 1	0- 0	0- 4				
0- 1	0- 0	0- 0	NEUTRAL	0- 1	0- 0	0- 0				
2- 0	0- 0	0- 0	CONFERENCE	0- 0	0- 0	2- 0				
0- 0	0- 0	0- 0	HOME	0- 0	0- 0	0- 0				
2- 0	0- 0	0- 0	AWAY	0- 0	0- 0	2- 0				
0- 0	0- 0	0- 0	NEUTRAL	0- 0	0- 0	0- 0				

RPI 1-25				RPI 26-50				RPI 51-100				RPI 101+				Team's RPI: 220	
RPI	S	Opponent	Score	RPI	S	Opponent	Score	RPI	S	Opponent	Score	RPI	S	Opponent	Score		
								61	A	Ohio	54	72	137	H	Bradley	65	67
								65	N	Tulane	72	81	185	A	San Diego	82	83
								82	H	Toledo	60	65	195	H	Illinois St.	67	63
													221	A	Eastern Mich.	63	69
													235	A	Ball St.	62	67
													240	A	Oakland	64	62
													309	A	Marshall	64	86
													322	A	Detroit Mercy	67	49
LAST 12 Division I GAMES:																	
				82	H	Toledo	60	65	322	A	Detroit Mercy	67	49				
				61	A	Ohio	54	72	240	A	Oakland	64	62				
				65	N	Tulane	72	81	137	H	Bradley	65	67				
				185	A	San Diego	82	83	309	A	Marshall	64	86				
				195	H	Illinois St.	67	63	221	A	Eastern Mich.	63	69				
				235	A	Ball St.	62	67									

Non-Div I Games: Lake Erie 79 49 Salem (WV) 113 81

Cleveland St.

Loss,
Non-Conf,
S Site,
H Home
A Away
N Neutral

Average RPI Win:	275	WON-LOST	WINNING	LAST 10	STRENGTH OF	OPP. STRENGTH	TEAM	ADJ.	CONF.	ADJ CONF.
Average RPI Loss:	106	RECORD	PCT. RANK	GAMES	SCHEDULE	OF SCHEDULE	RPI	RPI	RPI	RPI
DIV. I ONLY	6- 3	91	7-3	235	306	159	159	15	15	
DIV. I NON-CONF.	6- 3	91	1- 0	231	305	160	160	16	16	

TOTALS	RPI 1-25	RPI 26-50	W-L RECORDS	RPI 51-100	RPI 101-150	RPI 150+				
6- 3	0- 0	0- 1	OVERALL	0- 0	0- 1	6- 1				
4- 0	0- 0	0- 0	HOME	0- 0	0- 0	4- 0				
2- 1	0- 0	0- 0	AWAY	0- 0	0- 0	2- 1				
0- 2	0- 0	0- 1	NEUTRAL	0- 0	0- 1	0- 0				
6- 3	0- 0	0- 1	NON-CONFERENCE	0- 0	0- 1	6- 1				
4- 0	0- 0	0- 0	HOME	0- 0	0- 0	4- 0				
2- 1	0- 0	0- 0	AWAY	0- 0	0- 0	2- 1				
0- 2	0- 0	0- 1	NEUTRAL	0- 0	0- 1	0- 0				
0- 0	0- 0	0- 0	CONFERENCE	0- 0	0- 0	0- 0				
0- 0	0- 0	0- 0	HOME	0- 0	0- 0	0- 0				
0- 0	0- 0	0- 0	AWAY	0- 0	0- 0	0- 0				
0- 0	0- 0	0- 0	NEUTRAL	0- 0	0- 0	0- 0				

RPI	S	Opponent	Score	RPI	S	Opponent	Score	RPI	S	Opponent	Score	RPI	S	Opponent	Score
				31	N	Auburn	78 84					111	N	Rice	52 56
												154	H	Bowling Green	81 80
												177	A	UC Riverside	43 62
												273	A	UNC Greensboro	78 71
												278	H	South Carolina St.	57 44
												298	H	Memphis	90 71
												303	H	Western Caro.	77 59
												342	A	N. C. Central	89 66
LAST 12 Division I GAMES:															
154	H	Bowling Green	81 80	273	A	UNC Greensboro	78 71								
177	A	UC Riverside	43 62	111	N	Rice	52 56								
278	H	South Carolina St.	57 44	31	N	Auburn	78 84								
303	H	Western Caro.	77 59	342	A	N. C. Central	89 66								
				298	H	Memphis	90 71								

Non-Div I Games: N. C. Wesleyan 126 65 Meredith 128 39

Coastal Caro.

Average RPI Win:	316	WON-LOST	WINNING	LAST 10	STRENGTH OF	OPP. STRENGTH	TEAM	ADJ.	CONF.	ADJ CONF.
Average RPI Loss:	230	RECORD	PCT. RANK	GAMES	SCHEDULE	OF SCHEDULE	RPI	RPI	RPI	RPI
DIV. I ONLY	3- 7	255	3-7	333	343	338	338	13	13	
DIV. I NON-CONF.	3- 7	255	0- 1	330	342	338	338	13	13	

TOTALS	RPI 1-25	RPI 26-50	W-L RECORDS	RPI 51-100	RPI 101-150	RPI 150+				
3- 7	0- 0	0- 0	OVERALL	0- 0	0- 0	3- 7				
2- 3	0- 0	0- 0	HOME	0- 0	0- 0	2- 3				
1- 4	0- 0	0- 0	AWAY	0- 0	0- 0	1- 4				
0- 0	0- 0	0- 0	NEUTRAL	0- 0	0- 0	0- 0				
3- 7	0- 0	0- 0	NON-CONFERENCE	0- 0	0- 0	3- 7				
2- 3	0- 0	0- 0	HOME	0- 0	0- 0	2- 3				
1- 4	0- 0	0- 0	AWAY	0- 0	0- 0	1- 4				
0- 0	0- 0	0- 0	NEUTRAL	0- 0	0- 0	0- 0				
0- 0	0- 0	0- 0	CONFERENCE	0- 0	0- 0	0- 0				
0- 0	0- 0	0- 0	HOME	0- 0	0- 0	0- 0				
0- 0	0- 0	0- 0	AWAY	0- 0	0- 0	0- 0				
0- 0	0- 0	0- 0	NEUTRAL	0- 0	0- 0	0- 0				

RPI 1-25				RPI 26-50				RPI 51-100				RPI 101+				Team's RPI: 338
RPI	S	Opponent	Score	RPI	S	Opponent	Score	RPI	S	Opponent	Score	RPI	S	Opponent	Score	
												160	A	Appalachian St.	66	80
												192	A	Campbell	65	66
												196	A	George Mason	52	66
												236	H	Furman	67	70
												257	A	Wofford	58	78
												261	H	Winthrop	64	71
												278	H	South Carolina St.	75	51
												305	H	Presbyterian	65	71
												320	A	Lipscomb	65	63
												351	H	Charleston So.	79	52
LAST 12 Division I GAMES:																
196	A	George Mason	52	66	351	H	Charleston So.	79	52							
305	H	Presbyterian	65	71	320	A	Lipscomb	65	63							
192	A	Campbell	65	66	160	A	Appalachian St.	66	80							
278	H	South Carolina St.	75	51	261	H	Winthrop	64	71							
					236	H	Furman	67	70							
					257	A	Wofford	58	78							

Non-Div I Games: North Greenville 95 62

Col. of Charleston

Colgate				Through Games Of Jan. 1, 2019							
Average RPI	Win:	318	WON-LOST	WINNING	LAST 10	STRENGTH OF	OPP. STRENGTH	TEAM	ADJ.	CONF.	ADJ CONF.
Average RPI	Loss:	214	RECORD	PCT. RANK	GAMES	SCHEDULE	OF SCHEDULE	RPI	RPI	RPI	RPI
DIV. I ONLY		4- 6	210	4-6	341	294	328	328	26	26	
DIV. I NON-CONF.		4- 6	212	0- 1	341	295	329	329	26	26	

TOTALS	RPI 1-25		RPI 26-50		W-L RECORDS	RPI 51-100		RPI 101-150		RPI 150+	
4- 6	0- 0		0- 0		OVERALL	0- 1		0- 1		4- 4	
3- 1	0- 0		0- 0		HOME	0- 0		0- 0		3- 1	
1- 5	0- 0		0- 0		AWAY	0- 1		0- 1		1- 3	
0- 0	0- 0		0- 0		NEUTRAL	0- 0		0- 0		0- 0	
4- 6	0- 0		0- 0		NON-CONFERENCE	0- 1		0- 1		4- 4	
3- 1	0- 0		0- 0		HOME	0- 0		0- 0		3- 1	
1- 5	0- 0		0- 0		AWAY	0- 1		0- 1		1- 3	
0- 0	0- 0		0- 0		NEUTRAL	0- 0		0- 0		0- 0	
0- 0	0- 0		0- 0		CONFERENCE	0- 0		0- 0		0- 0	
0- 0	0- 0		0- 0		HOME	0- 0		0- 0		0- 0	
0- 0	0- 0		0- 0		AWAY	0- 0		0- 0		0- 0	
0- 0	0- 0		0- 0		NEUTRAL	0- 0		0- 0		0- 0	

RPI 1-25				RPI 26-50				RPI 51-100				RPI 101+ Team's RPI: 328					
RPI	S	Opponent	Score	RPI	S	Opponent	Score	RPI	S	Opponent	Score	RPI	S	Opponent	Score		
								69	A	Dayton	58	67	125	A	Yal e	61	80
												196	A	George Mason	61	64	
												268	A	Niagara	69	74	
												283	A	UMass Lowell	61	52	
												294	A	Siena	53	55	
												311	H	Columbia	84	71	
												329	H	Canisius	67	53	
												334	H	NJIT	53	71	
												347	H	Fairleigh Dickinson	71	52	
LAST 12 Division I GAMES:																	
268	A	Niagara	69	74	294	A	Siena	53	55	311	H	Columbia	84	71			
334	H	NJIT	53	71	329	H	Canisius	67	53	196	A	George Mason	61	64			
283	A	UMass Lowell	61	52	69	A	Dayton	58	67	125	A	Yale	61	80			
347	H	Fairleigh Dickinson	71	52													

Non-Div I Games:

Colgate

Average RPI Win:	169	WON-LOST	WINNING	LAST 10	STRENGTH OF	OPP. STRENGTH	TEAM	ADJ.	CONF.	ADJ CONF.
Average RPI Loss:	47	RECORD	PCT. RANK	GAMES	SCHEDULE	OF SCHEDULE	RPI	RPI	RPI	RPI
DIV. I ONLY	10- 2	35	8-2	157	54	52	52	2	2	
DIV. I NON-CONF.	10- 1	19	0- 0	225	34	39	39	2	2	

TOTALS	RPI 1-25	RPI 26-50	W-L RECORDS	RPI 51-100	RPI 101-150	RPI 150+				
10- 2	0- 0	1- 1	OVERALL	1- 1	2- 0	6- 0				
8- 1	0- 0	1- 0	HOME	1- 1	1- 0	5- 0				
1- 1	0- 0	0- 1	AWAY	0- 0	0- 0	1- 0				
1- 0	0- 0	0- 0	NEUTRAL	0- 0	1- 0	0- 0				
10- 1	0- 0	1- 1	NON-CONFERENCE	1- 0	2- 0	6- 0				
8- 0	0- 0	1- 0	HOME	1- 0	1- 0	5- 0				
1- 1	0- 0	0- 1	AWAY	0- 0	0- 0	1- 0				
1- 0	0- 0	0- 0	NEUTRAL	0- 0	1- 0	0- 0				
0- 1	0- 0	0- 0	CONFERENCE	0- 1	0- 0	0- 0				
0- 1	0- 0	0- 0	HOME	0- 1	0- 0	0- 0				
0- 0	0- 0	0- 0	AWAY	0- 0	0- 0	0- 0				
0- 0	0- 0	0- 0	NEUTRAL	0- 0	0- 0	0- 0				

RPI 1-25				RPI 26-50				RPI 51-100				Team's RPI: 52				RPI 101+			
RPI	S	Opponent	Score	RPI	S	Opponent	Score	RPI	S	Opponent	Score	RPI	S	Opponent	Score	RPI	S	Opponent	Score
38	A	Mi ami (FL)	58 73	51	H	Northern Colo.	77 69	123	H	Col orado St.	59 40								
45	H	North Carol ina	86 74	55	H	Utah	61 76	147	N	Utah St.	78 68								
								169	H	Prai rie Vi ew	79 38								
								197	H	Pepperdi ne	80 65								
								214	H	Samford	81 39								
								228	A	Nevada	65 52								
								230	H	Navy	59 43								
								287	H	San Jose St.	76 64								
LAST 12 Di vi si on I GAMES:																			
55	H	Utah	61 76	197	H	Pepperdi ne	80 65												
214	H	Samford	81 39	147	N	Utah St.	78 68												
169	H	Prai rie Vi ew	79 38	228	A	Nevada	65 52												
230	H	Navy	59 43	45	H	North Carol ina	86 74												
287	H	San Jose St.	76 64	123	H	Col orado St.	59 40												
38	A	Mi ami (FL)	58 73	51	H	Northern Colo.	77 69												

Non-Di v I Games:

Col orado

Average RPI	Win: 217	WON-LOST RECORD	WINNING PCT. RANK	LAST 10 GAMES	STRENGTH OF SCHEDULE	OPP. STRENGTH OF SCHEDULE	TEAM RPI	ADJ. RPI	CONF. RPI	ADJ CONF. RPI
Average RPI	Loss: 36									
DIV. I ONLY	4- 5	191	5-5	21	148	123	123	10	10	
DIV. I NON-CONF.	4- 5	189	0- 0	24	148	122	122	10	10	

TOTALS	RPI 1-25	RPI 26-50	W-L RECORDS	RPI 51-100	RPI 101-150	RPI 150+				
4- 5	0- 2	0- 1	OVERALL	0- 2	0- 0	4- 0				
4- 2	0- 1	0- 0	HOME	0- 1	0- 0	4- 0				
0- 3	0- 1	0- 1	AWAY	0- 1	0- 0	0- 0				
0- 0	0- 0	0- 0	NEUTRAL	0- 0	0- 0	0- 0				
4- 5	0- 2	0- 1	NON-CONFERENCE	0- 2	0- 0	4- 0				
4- 2	0- 1	0- 0	HOME	0- 1	0- 0	4- 0				
0- 3	0- 1	0- 1	AWAY	0- 1	0- 0	0- 0				
0- 0	0- 0	0- 0	NEUTRAL	0- 0	0- 0	0- 0				
0- 0	0- 0	0- 0	CONFERENCE	0- 0	0- 0	0- 0				
0- 0	0- 0	0- 0	HOME	0- 0	0- 0	0- 0				
0- 0	0- 0	0- 0	AWAY	0- 0	0- 0	0- 0				
0- 0	0- 0	0- 0	NEUTRAL	0- 0	0- 0	0- 0				

RPI 1-25				RPI 26-50				RPI 51-100				RPI 101+ Team's RPI: 123											
RPI	S	Opponent	Score	RPI	S	Opponent	Score	RPI	S	Opponent	Score	RPI	S	Opponent	Score								
9	A	Gonzaga	39 50	47	A	BYU	42 51	51	H	Northern Colo.	47 53	175	H	Northern Ariz.	65 54								
22	H	Arizona St.	39 70					52	A	Colorado	40 59	189	H	Denver	84 79								
												205	H	Cornell	56 53								
												297	H	North Florida	61 59								

LAST 12 Division I GAMES:																							
189	H	Denver	84 79	205	H	Cornell	56 53																
47	A	BYU	42 51	51	H	Northern Colo.	47 53																
22	H	Arizona St.	39 70	52	A	Colorado	40 59																
175	H	Northern Ariz.	65 54																				
297	H	North Florida	61 59																				
9	A	Gonzaga	39 50																				

Non-Div I Games: Chadron St. 91 38 Eastern N.M. 72 46

Colorado St.

Average RPI Win:	278	WON-LOST	WINNING	LAST 10	STRENGTH OF	OPP. STRENGTH	TEAM	ADJ.	CONF.	ADJ CONF.
Average RPI Loss:	201	RECORD	PCT. RANK	GAMES	SCHEDULE	OF SCHEDULE	RPI	RPI	RPI	RPI
DIV. I ONLY	2- 9	299	1-9	238	302	311	311	12	12	
DIV. I NON-CONF.	2- 9	297	0- 1	234	301	312	312	12	12	

TOTALS	RPI 1-25	RPI 26-50	W-L RECORDS	RPI 51-100	RPI 101-150	RPI 150+				
2- 9	0- 0	0- 0	OVERALL	0- 1	0- 2	2- 6				
1- 3	0- 0	0- 0	HOME	0- 0	0- 1	1- 2				
1- 6	0- 0	0- 0	AWAY	0- 1	0- 1	1- 4				
0- 0	0- 0	0- 0	NEUTRAL	0- 0	0- 0	0- 0				
2- 9	0- 0	0- 0	NON-CONFERENCE	0- 1	0- 2	2- 6				
1- 3	0- 0	0- 0	HOME	0- 0	0- 1	1- 2				
1- 6	0- 0	0- 0	AWAY	0- 1	0- 1	1- 4				
0- 0	0- 0	0- 0	NEUTRAL	0- 0	0- 0	0- 0				
0- 0	0- 0	0- 0	CONFERENCE	0- 0	0- 0	0- 0				
0- 0	0- 0	0- 0	HOME	0- 0	0- 0	0- 0				
0- 0	0- 0	0- 0	AWAY	0- 0	0- 0	0- 0				
0- 0	0- 0	0- 0	NEUTRAL	0- 0	0- 0	0- 0				

RPI 1-25				RPI 26-50				RPI 51-100				RPI 101+				Team's RPI: 311
RPI	S	Opponent	Score	RPI	S	Opponent	Score	RPI	S	Opponent	Score	RPI	S	Opponent	Score	
								87	A	Boston College	60	74				
												107	H	Houston	72	83
												114	A	Fordham	49	68
												176	A	Illinois	69	76
												187	A	Milwaukee	65	78
												226	H	Cal St. Fullerton	58	61
												237	A	Hofstra	65	63
												285	A	Saint Joseph's	61	68
												300	H	Albany (NY)	58	62
												319	H	Army West Point	70	49
												328	A	Colgate	71	84
LAST 12 Division I GAMES:																
				87	A	Boston College	60	74	300	H	Albany (NY)	58	62			
				285	A	Saint Joseph's	61	68	114	A	Fordham	49	68			
				328	A	Colgate	71	84	226	H	Cal St. Fullerton	58	61			
				107	H	Houston	72	83	319	H	Army West Point	70	49			
				176	A	Illinois	69	76	237	A	Hofstra	65	63			
				187	A	Milwaukee	65	78								

Non-Div I Games:

Columbia

Average RPI Win:	0	WON-LOST	WINNING	LAST 10	STRENGTH OF	OPP. STRENGTH	TEAM	ADJ.	CONF.	ADJ CONF.
Average RPI Loss:	139	RECORD	PCT. RANK	GAMES	SCHEDULE	OF SCHEDULE	RPI	RPI	RPI	RPI
DIV. I ONLY	0- 12	338	0-10	9	327	241	241	32	32	
DIV. I NON-CONF.	0- 12	336	0- 1	11	325	239	239	32	32	

TOTALS	RPI 1-25	RPI 26-50	W-L RECORDS	RPI 51-100	RPI 101-150	RPI 150+				
0- 12	0- 1	0- 3	OVERALL	0- 1	0- 3	0- 4				
0- 1	0- 0	0- 0	HOME	0- 0	0- 0	0- 1				
0- 10	0- 1	0- 3	AWAY	0- 1	0- 2	0- 3				
0- 1	0- 0	0- 0	NEUTRAL	0- 0	0- 1	0- 0				
0- 12	0- 1	0- 3	NON-CONFERENCE	0- 1	0- 3	0- 4				
0- 1	0- 0	0- 0	HOME	0- 0	0- 0	0- 1				
0- 10	0- 1	0- 3	AWAY	0- 1	0- 2	0- 3				
0- 1	0- 0	0- 0	NEUTRAL	0- 0	0- 1	0- 0				
0- 0	0- 0	0- 0	CONFERENCE	0- 0	0- 0	0- 0				
0- 0	0- 0	0- 0	HOME	0- 0	0- 0	0- 0				
0- 0	0- 0	0- 0	AWAY	0- 0	0- 0	0- 0				
0- 0	0- 0	0- 0	NEUTRAL	0- 0	0- 0	0- 0				

RPI 1-25				RPI 26-50				RPI 51-100				RPI 101+ Team's RPI: 241			
RPI	S	Opponent	Score	RPI	S	Opponent	Score	RPI	S	Opponent	Score	RPI	S	Opponent	Score
19	A	Mississippi St.	38 110	30	A	Minnesota	52 84	61	A	Ohio	62 87	127	A	FGCU	61 93
				36	A	Old Dominion	51 81					133	A	Virginia	41 55
				42	A	Maryland	36 93					143	N	UAB	61 86
												186	A	West Virginia	37 78
												268	A	Niagara	69 71
												308	H	UMBC	52 57
												309	A	Marshall	67 88

LAST 12 Division I GAMES:															
30	A	Minnesota	52 84	36	A	Old Dominion	51 81	143	N	UAB	61 86	127	A	FGCU	61 93
61	A	Ohio	62 87					268	A	Niagara	69 71	42	A	Maryland	36 93
133	A	Virginia	41 55					186	A	West Virginia	37 78				
309	A	Marshall	67 88												
19	A	Mississippi St.	38 110												
308	H	UMBC	52 57												

Non-Div I Games:

Coppin St.

Average RPI Win: 294
Average RPI Loss: 130

WON-LOST
RECORD

WINNING
PCT. RANK

LAST 10
GAMES

STRENGTH OF
SCHEDULE

OPP. STRENGTH
OF SCHEDULE

TEAM
RPI

ADJ.
RPI

CONF.
RPI

ADJ CONF.
RPI

DIV. I ONLY	6- 5	142	6-4	285	251	205	205	12	12
DIV. I NON-CONF.	6- 5	145	1- 0	285	247	205	205	12	12
TOTALS	RPI 1-25	RPI 26-50	W-L RECORDS	RPI 51-100	RPI 101-150	RPI 150+			
6- 5	0- 0	0- 1	OVERALL	0- 1	0- 2	6- 1			
5- 0	0- 0	0- 0	HOME	0- 0	0- 0	5- 0			
1- 5	0- 0	0- 1	AWAY	0- 1	0- 2	1- 1			
0- 0	0- 0	0- 0	NEUTRAL	0- 0	0- 0	0- 0			
6- 5	0- 0	0- 1	NON-CONFERENCE	0- 1	0- 2	6- 1			
5- 0	0- 0	0- 0	HOME	0- 0	0- 0	5- 0			
1- 5	0- 0	0- 1	AWAY	0- 1	0- 2	1- 1			
0- 0	0- 0	0- 0	NEUTRAL	0- 0	0- 0	0- 0			
0- 0	0- 0	0- 0	CONFERENCE	0- 0	0- 0	0- 0			
0- 0	0- 0	0- 0	HOME	0- 0	0- 0	0- 0			
0- 0	0- 0	0- 0	AWAY	0- 0	0- 0	0- 0			
0- 0	0- 0	0- 0	NEUTRAL	0- 0	0- 0	0- 0			

RPI S Opponent	RPI S Opponent	RPI S Opponent	RPI S Opponent	Team's RPI: 205
RPI 1-25	RPI 26-50	RPI 51-100	RPI 101+	Score
30 A Minnesota	45 65	98 A Stony Brook	61 63	123 A Colorado St. 53 56
				137 A Lehigh 54 67
				248 H St. Bonaventure 58 44
				256 H Hampton 79 53
				263 A Binghamton 61 72
				283 H UMass Lowell 63 54
				300 H Albany (NY) 48 34
				339 A Lafayette 62 59
				340 H Delaware St. 94 59
LAST 12 Division I GAMES:				
98 A Stony Brook	61 63	248 H St. Bonaventure	58 44	
137 A Lehigh	54 67	256 H Hampton	79 53	
123 A Colorado St.	53 56	339 A Lafayette	62 59	
30 A Minnesota	45 65	340 H Delaware St.	94 59	
283 H UMass Lowell	63 54	263 A Binghamton	61 72	
300 H Albany (NY)	48 34			

Non-Div I Games:

Cornell

Creighton				Through Games Of Jan. 1, 2019							
Average RPI	Win:	185	WON-LOST	WINNING	LAST 10	STRENGTH OF	OPP. STRENGTH	TEAM	ADJ.	CONF.	ADJ CONF.
Average RPI	Loss:	28	RECORD	PCT. RANK	GAMES	SCHEDULE	OF SCHEDULE	RPI	RPI	RPI	RPI
DIV. I ONLY		7- 6		152	6-4	35	55	60	60	4	4
DIV. I NON-CONF.		6- 5		145	0- 0	70	77	93	93	4	4

TOTALS		RPI 1-25	RPI 26-50		W-L RECORDS	RPI 51-100		RPI 101-150	RPI 150+		
7- 6	0- 4		1- 1		OVERALL	1- 1		1- 0		4- 0	
2- 3	0- 3		0- 0		HOME	1- 0		0- 0		1- 0	
3- 3	0- 1		1- 1		AWAY	0- 1		0- 0		2- 0	
2- 0	0- 0		0- 0		NEUTRAL	0- 0		1- 0		1- 0	
6- 5	0- 3		0- 1		NON-CONFERENCE	1- 1		1- 0		4- 0	
2- 3	0- 3		0- 0		HOME	1- 0		0- 0		1- 0	
2- 2	0- 0		0- 1		AWAY	0- 1		0- 0		2- 0	
2- 0	0- 0		0- 0		NEUTRAL	0- 0		1- 0		1- 0	
1- 1	0- 1		1- 0		CONFERENCE	0- 0		0- 0		0- 0	
0- 0	0- 0		0- 0		HOME	0- 0		0- 0		0- 0	
1- 1	0- 1		1- 0		AWAY	0- 0		0- 0		0- 0	
0- 0	0- 0		0- 0		NEUTRAL	0- 0		0- 0		0- 0	

RPI 1-25				RPI 26-50				RPI 51-100 Team's RPI: 60				RPI 101+			
RPI	S	Opponent	Score	RPI	S	Opponent	Score	RPI	S	Opponent	Score	RPI	S	Opponent	Score
10	H	Drake	69 85	33	A	South Dakota St.	48 74	63	H	Nebraska	74 65	145	N	South Fla.	83 76
15	H	South Dakota	65 77	49	A	DePaul	85 82	74	A	UNI	55 65	179	N	Vanderbilt	75 55
16	A	Marquette	67 85									245	A	Wichita St.	83 71
20	H	Florida St.	52 71									295	H	Omaha	66 51
												316	A	North Dakota St.	86 51

LAST 12 Division I GAMES:															
245	A	Wichita St.	83 71	16	A	Marquette	67 85								
295	H	Omaha	66 51	49	A	DePaul	85 82								
63	H	Nebraska	74 65	179	N	Vanderbilt	75 55								
10	H	Drake	69 85	145	N	South Fla.	83 76								
74	A	UNI	55 65	20	H	Florida St.	52 71								
33	A	South Dakota St.	48 74	316	A	North Dakota St.	86 51								

Non-Div I Games:

Creighton

Average RPI	Win:	273	WON-LOST	WINNING	LAST 10	STRENGTH OF	OPP. STRENGTH	TEAM	ADJ.	CONF.	ADJ CONF.
Average RPI	Loss:	152	RECORD	PCT. RANK	GAMES	SCHEDULE	OF SCHEDULE	RPI	RPI	RPI	RPI
DIV. I ONLY		7- 6		152	5-5	297	214	231	231	12	12
DIV. I NON-CONF.		7- 6		155	0- 1	296	210	231	231	12	12

TOTALS	RPI 1-25		RPI 26-50		W-L RECORDS	RPI 51-100		RPI 101-150		RPI 150+	
7- 6	0- 0		0- 0		OVERALL	0- 3		0- 0		7- 3	
5- 1	0- 0		0- 0		HOME	0- 1		0- 0		5- 0	
2- 3	0- 0		0- 0		AWAY	0- 1		0- 0		2- 2	
0- 2	0- 0		0- 0		NEUTRAL	0- 1		0- 0		0- 1	
7- 6	0- 0		0- 0		NON-CONFERENCE	0- 3		0- 0		7- 3	
5- 1	0- 0		0- 0		HOME	0- 1		0- 0		5- 0	
2- 3	0- 0		0- 0		AWAY	0- 1		0- 0		2- 2	
0- 2	0- 0		0- 0		NEUTRAL	0- 1		0- 0		0- 1	
0- 0	0- 0		0- 0		CONFERENCE	0- 0		0- 0		0- 0	
0- 0	0- 0		0- 0		HOME	0- 0		0- 0		0- 0	
0- 0	0- 0		0- 0		AWAY	0- 0		0- 0		0- 0	
0- 0	0- 0		0- 0		NEUTRAL	0- 0		0- 0		0- 0	

RPI 1-25				RPI 26-50				RPI 51-100				RPI 101+ Team's RPI : 231			
RPI	S	Opponent	Score	RPI	S	Opponent	Score	RPI	S	Opponent	Score	RPI	S	Opponent	Score
								58	H	Buffalo	69 75	185	A	San Diego	76 78
								62	N	Middle Tenn.	58 70	198	H	Boston U.	64 44
								87	A	Boston College	68 99	226	A	Cal St. Fullerton	62 67
												263	H	Binghamton	63 39
												277	H	Fairfield	59 46
												283	H	UMass Lowell	70 54
												284	H	Loyola Maryland	54 41
												290	A	Vermont	66 42
												293	N	UC Santa Barbara	56 62
												315	A	New Hampshire	62 42
LAST 12 Division I GAMES:															
283	H	UMass Lowell	70 54	293	N	UC Santa Barbara	56 62								
277	H	Fairfield	59 46	263	H	Binghamton	63 39								
198	H	Boston U.	64 44	87	A	Boston College	68 99								
185	A	San Diego	76 78	315	A	New Hampshire	62 42								
226	A	Cal St. Fullerton	62 67	58	H	Buffalo	69 75								
62	N	Middle Tenn.	58 70	290	A	Vermont	66 42								

Non-Div I Games:

Dartmouth

Average RPI Win:	220	WON-LOST	WINNING	LAST 10	STRENGTH OF	OPP. STRENGTH	TEAM	ADJ.	CONF.	ADJ CONF.
Average RPI Loss:	150	RECORD	PCT. RANK	GAMES	SCHEDULE	OF SCHEDULE	RPI	RPI	RPI	RPI
DIV. I ONLY	5- 7	202	4-6	201	206	199	199	16	16	
DIV. I NON-CONF.	5- 7	205	0- 1	192	202	198	198	18	18	

TOTALS	RPI 1-25	RPI 26-50	W-L RECORDS	RPI 51-100	RPI 101-150	RPI 150+				
5- 7	0- 1	0- 0	OVERALL	1- 2	0- 0	4- 4				
3- 1	0- 0	0- 0	HOME	0- 0	0- 0	3- 1				
2- 6	0- 1	0- 0	AWAY	1- 2	0- 0	1- 3				
0- 0	0- 0	0- 0	NEUTRAL	0- 0	0- 0	0- 0				
5- 7	0- 1	0- 0	NON-CONFERENCE	1- 2	0- 0	4- 4				
3- 1	0- 0	0- 0	HOME	0- 0	0- 0	3- 1				
2- 6	0- 1	0- 0	AWAY	1- 2	0- 0	1- 3				
0- 0	0- 0	0- 0	NEUTRAL	0- 0	0- 0	0- 0				
0- 0	0- 0	0- 0	CONFERENCE	0- 0	0- 0	0- 0				
0- 0	0- 0	0- 0	HOME	0- 0	0- 0	0- 0				
0- 0	0- 0	0- 0	AWAY	0- 0	0- 0	0- 0				
0- 0	0- 0	0- 0	NEUTRAL	0- 0	0- 0	0- 0				

RPI 1-25				RPI 26-50				RPI 51-100				RPI 101+ Team's RPI: 199			
RPI	S	Opponent	Score	RPI	S	Opponent	Score	RPI	S	Opponent	Score	RPI	S	Opponent	Score
7	A	NC State	45 75					79	A	Charlotte	66 78	160	H	Appalachian St.	78 81
								95	A	Clemson	90 80	167	H	William & Mary	76 65
								96	A	Princeton	57 65	180	H	High Point	71 62
												200	A	UNC Asheville	56 69
												219	A	Elon	72 73
												291	A	Gardner-Webb	49 54
												305	H	Presbyteri an	83 56
												351	A	Charleston So.	72 34

LAST 12 Division I GAMES:															
96	A	Princeton	57 65	7	A	NC State	45 75	79	A	Charlotte	66 78				
180	H	High Point	71 62					305	H	Presbyteri an	83 56				
167	H	William & Mary	76 65					95	A	Clemson	90 80				
200	A	UNC Asheville	56 69					219	A	Elon	72 73				
160	H	Appalachian St.	78 81					351	A	Charleston So.	72 34				
291	A	Gardner-Webb	49 54												

Non-Div I Games: Queens (NC) 80 47

Davidson

Average RPI Win: **176**
 Average RPI Loss: **52**

WON-LOST
RECORD

WINNING
PCT. RANK

LAST 10
GAMES

STRENGTH OF
SCHEDULE

OPP. STRENGTH
OF SCHEDULE

TEAM
RPI

ADJ.
RPI

CONF.
RPI

ADJ CONF.
RPI

DIV. I ONLY	5- 6	181	4-6	7	274	69	69	16	16
DIV. I NON-CONF.	5- 6	176	1- 0	7	273	67	67	18	18
TOTALS	RPI 1-25	RPI 26-50	W-L RECORDS	RPI 51-100	RPI 101-150	RPI 150+			
5- 6	0- 0	0- 4	OVERALL	3- 1	0- 1	2- 0			
4- 1	0- 0	0- 1	HOME	2- 0	0- 0	2- 0			
0- 4	0- 0	0- 2	AWAY	0- 1	0- 1	0- 0			
1- 1	0- 0	0- 1	NEUTRAL	1- 0	0- 0	0- 0			
5- 6	0- 0	0- 4	NON-CONFERENCE	3- 1	0- 1	2- 0			
4- 1	0- 0	0- 1	HOME	2- 0	0- 0	2- 0			
0- 4	0- 0	0- 2	AWAY	0- 1	0- 1	0- 0			
1- 1	0- 0	0- 1	NEUTRAL	1- 0	0- 0	0- 0			
0- 0	0- 0	0- 0	CONFERENCE	0- 0	0- 0	0- 0			
0- 0	0- 0	0- 0	HOME	0- 0	0- 0	0- 0			
0- 0	0- 0	0- 0	AWAY	0- 0	0- 0	0- 0			
0- 0	0- 0	0- 0	NEUTRAL	0- 0	0- 0	0- 0			

RPI 1-25				RPI 26-50				RPI 51-100				RPI 101+			
RPI	S	Opponent	Score	RPI	S	Opponent	Score	RPI	S	Opponent	Score	RPI	S	Opponent	Score
				29	A	Green Bay	35 51	58	H	Buffal o	72 59	102	A	James Madi son	55 68
				35	H	Northeastern	79 84	64	A	South Caroli na	55 65	328	H	Col gate	67 58
				40	N	Vi rgi ni a Tech	57 69	66	N	Georgi a Tech	85 66	348	H	Evansvi lle	69 30
				42	A	Maryl and	71 82	82	H	Tol edo	70 49				
LAST 12 Division I GAMES:															
				64	A	South Carolina	55 65	66	N	Georgi a Tech	85 66				
				29	A	Green Bay	35 51	40	N	Vi rgi ni a Tech	57 69				
				82	H	Tol edo	70 49	348	H	Evansvi lle	69 30				
				35	H	Northeastern	79 84	58	H	Buffal o	72 59				
				42	A	Maryl and	71 82	102	A	James Madi son	55 68				
				328	H	Col gate	67 58								

Non-Div I Games:

Dayton

DePaul

DePaul				Through Games Of Jan. 1, 2019							
Average RPI	Win:	165	WON-LOST	WINNING	LAST 10	STRENGTH OF	OPP. STRENGTH	TEAM	ADJ.	CONF.	ADJ CONF.
Average RPI	Loss:	17	RECORD	PCT. RANK	GAMES	SCHEDULE	OF SCHEDULE	RPI	RPI	RPI	RPI
DIV. I ONLY			10- 4	79	7-3	86	20	49	49	4	4
DIV. I NON-CONF.			9- 3	62	0- 0	85	20	36	36	4	4

TOTALS		RPI 1-25	RPI 26-50		W-L RECORDS		RPI 51-100	RPI 101-150		RPI 150+	
10- 4		0- 3	1- 0		OVERALL		3- 1	2- 0		4- 0	
6- 2		0- 1	1- 0		HOME		1- 1	1- 0		3- 0	
2- 1		0- 1	0- 0		AWAY		0- 0	1- 0		1- 0	
2- 1		0- 1	0- 0		NEUTRAL		2- 0	0- 0		0- 0	
9- 3		0- 3	1- 0		NON-CONFERENCE		3- 0	1- 0		4- 0	
5- 1		0- 1	1- 0		HOME		1- 0	0- 0		3- 0	
2- 1		0- 1	0- 0		AWAY		0- 0	1- 0		1- 0	
2- 1		0- 1	0- 0		NEUTRAL		2- 0	0- 0		0- 0	
1- 1		0- 0	0- 0		CONFERENCE		0- 1	1- 0		0- 0	
1- 1		0- 0	0- 0		HOME		0- 1	1- 0		0- 0	
0- 0		0- 0	0- 0		AWAY		0- 0	0- 0		0- 0	
0- 0		0- 0	0- 0		NEUTRAL		0- 0	0- 0		0- 0	

RPI 1-25				RPI 26-50				Team's RPI: 49				RPI 51-100				RPI 101+			
RPI	S	Opponent	Score	RPI	S	Opponent	Score					RPI	S	Opponent	Score	RPI	S	Opponent	Score
1	H	Notre Dame	77 101	29	H	Green Bay	73 64					60	H	Creighton	82 85	134	H	Provi dence	88 62
2	A	UConn	63 99									69	N	Kansas St.	79 59	141	A	Okl ahoma	87 76
5	N	Syracuse	81 83									75	H	Northwestern	76 60	218	H	Templ e	102 88
												96	N	Princeton	82 67	255	A	Loyol a Chi cago	102 76
																289	H	Tennessee St.	95 73
																344	H	Savannah St.	124 61

LAST 12 Division I GAMES:																			
218	H	Templ e	102 88	134	H	Provi dence	88 62					60	H	Creighton	82 85				
2	A	UConn	63 99									255	A	Loyol a Chi cago	102 76				
344	H	Savannah St.	124 61									289	H	Tennessee St.	95 73				
5	N	Syracuse	81 83									141	A	Okl ahoma	87 76				
69	N	Kansas St.	79 59									75	H	Northwestern	76 60				
96	N	Princeton	82 67																

Non-Div I Games:

DePaul

Delaware

Delaware					Through Games Of Jan. 1, 2019						
Average RPI Win:	285	WON-LOST	WINNING	LAST 10	STRENGTH OF	OPP. STRENGTH	TEAM	ADJ.	CONF.	ADJ CONF.	
Average RPI Loss:	113	RECORD	PCT. RANK	GAMES	SCHEDULE	OF SCHEDULE	RPI	RPI	RPI	RPI	
DIV. I ONLY		5- 7	202	5-5	152	304	213	213	13	13	
DIV. I NON-CONF.		5- 7	205	1- 0	154	303	214	214	13	13	

TOTALS	RPI 1-25	RPI 26-50		W-L RECORDS		RPI 51-100	RPI 101-150	RPI 150+			
5- 7	0- 1	0- 1		OVERALL		0- 1	0- 2	5- 2			
2- 2	0- 1	0- 1		HOME		0- 0	0- 0	2- 0			
1- 3	0- 0	0- 0		AWAY		0- 1	0- 0	1- 2			
2- 2	0- 0	0- 0		NEUTRAL		0- 0	0- 2	2- 0			
5- 7	0- 1	0- 1		NON-CONFERENCE		0- 1	0- 2	5- 2			
2- 2	0- 1	0- 1		HOME		0- 0	0- 0	2- 0			
1- 3	0- 0	0- 0		AWAY		0- 1	0- 0	1- 2			
2- 2	0- 0	0- 0		NEUTRAL		0- 0	0- 2	2- 0			
0- 0	0- 0	0- 0		CONFERENCE		0- 0	0- 0	0- 0			
0- 0	0- 0	0- 0		HOME		0- 0	0- 0	0- 0			
0- 0	0- 0	0- 0		AWAY		0- 0	0- 0	0- 0			
0- 0	0- 0	0- 0		NEUTRAL		0- 0	0- 0	0- 0			

Delaware

RPI 1-25				RPI 26-50				RPI 51-100				RPI 101+ Team's RPI: 213			
RPI	S	Opponent	Score	RPI	S	Opponent	Score	RPI	S	Opponent	Score	RPI	S	Opponent	Score
18	H	UCF	60 71	42	H	Maryland	53 77	74	A	UNI	67 79	129	N	Montana St.	60 69
												137	N	Bradley	47 59
												168	N	Nicholls St.	71 56
												196	A	George Mason	46 72
												198	A	Boston U.	61 72
												285	H	Saint Joseph's	48 39
												291	H	Gardner-Webb	69 45
												339	N	Lafayette	65 47
												340	A	Delaware St.	85 77

LAST 12 Division I GAMES:															
196	A	George Mason	46 72	339	N	Lafayette	65 47								
198	A	Boston U.	61 72	168	N	Nicholls St.	71 56								
137	N	Bradley	47 59	285	H	Saint Joseph's	48 39								
340	A	Delaware St.	85 77	42	H	Maryland	53 77								
129	N	Montana St.	60 69	291	H	Gardner-Webb	69 45								
74	A	UNI	67 79	18	H	UCF	60 71								

Non-Div I Games:

Delaware

Average RPI Win:	0	WON-LOST	WINNING	LAST 10	STRENGTH OF	OPP. STRENGTH	TEAM	ADJ.	CONF.	ADJ CONF.
Average RPI Loss:	186	RECORD	PCT. RANK	GAMES	SCHEDULE	OF SCHEDULE	RPI	RPI	RPI	RPI
DIV. I ONLY	0- 9	338	2-8	237	271	340	340	32	32	
DIV. I NON-CONF.	0- 9	336	0- 1	233	270	340	340	32	32	

TOTALS	RPI 1-25	RPI 26-50	W-L RECORDS	RPI 51-100	RPI 101-150	RPI 150+				
0- 9	0- 0	0- 0	OVERALL	0- 1	0- 3	0- 5				
0- 2	0- 0	0- 0	HOME	0- 0	0- 1	0- 1				
0- 7	0- 0	0- 0	AWAY	0- 1	0- 2	0- 4				
0- 0	0- 0	0- 0	NEUTRAL	0- 0	0- 0	0- 0				
0- 9	0- 0	0- 0	NON-CONFERENCE	0- 1	0- 3	0- 5				
0- 2	0- 0	0- 0	HOME	0- 0	0- 1	0- 1				
0- 7	0- 0	0- 0	AWAY	0- 1	0- 2	0- 4				
0- 0	0- 0	0- 0	NEUTRAL	0- 0	0- 0	0- 0				
0- 0	0- 0	0- 0	CONFERENCE	0- 0	0- 0	0- 0				
0- 0	0- 0	0- 0	HOME	0- 0	0- 0	0- 0				
0- 0	0- 0	0- 0	AWAY	0- 0	0- 0	0- 0				
0- 0	0- 0	0- 0	NEUTRAL	0- 0	0- 0	0- 0				

RPI 1-25				RPI 26-50				RPI 51-100				RPI 101+				Team's RPI: 340
RPI	S	Opponent	Score	RPI	S	Opponent	Score	RPI	S	Opponent	Score	RPI	S	Opponent	Score	
								78	A	St. John's (NY)	44	82				
												102	H	James Madison	57	103
												110	A	Xavier	59	80
												140	A	VCU	55	97
												205	A	Cornell	59	94
												213	H	Delaware	77	85
												218	A	Temple	61	75
												302	A	Robert Morris	63	64
												309	A	Marshall	63	75
LAST 12 Division I GAMES:																
213	H	Delaware	77	85	140	A	VCU	55	97							
102	H	James Madison	57	103	309	A	Marshall	63	75							
218	A	Temple	61	75	302	A	Robert Morris	63	64							
					205	A	Cornell	59	94							
					110	A	Xavier	59	80							
					78	A	St. John's (NY)	44	82							

Non-Div I Games: Post 65 53 Cheyney 79 59

Delaware St.

Average RPI Win:	180	WON-LOST	WINNING	LAST 10	STRENGTH OF	OPP. STRENGTH	TEAM	ADJ.	CONF.	ADJ CONF.
Average RPI Loss:	128	RECORD	PCT. RANK	GAMES	SCHEDULE	OF SCHEDULE	RPI	RPI	RPI	RPI
DIV. I ONLY	8- 7	162	4-6	299	13	189	189	18	18	
DIV. I NON-CONF.	7- 6	155	0- 0	268	6	184	184	17	17	

TOTALS	RPI 1-25	RPI 26-50	W-L RECORDS	RPI 51-100	RPI 101-150	RPI 150+				
8- 7	0- 0	1- 1	OVERALL	0- 2	1- 1	6- 3				
6- 1	0- 0	1- 0	HOME	0- 0	1- 0	4- 1				
2- 6	0- 0	0- 1	AWAY	0- 2	0- 1	2- 2				
0- 0	0- 0	0- 0	NEUTRAL	0- 0	0- 0	0- 0				
7- 6	0- 0	1- 1	NON-CONFERENCE	0- 2	1- 1	5- 2				
6- 1	0- 0	1- 0	HOME	0- 0	1- 0	4- 1				
1- 5	0- 0	0- 1	AWAY	0- 2	0- 1	1- 1				
0- 0	0- 0	0- 0	NEUTRAL	0- 0	0- 0	0- 0				
1- 1	0- 0	0- 0	CONFERENCE	0- 0	0- 0	1- 1				
0- 0	0- 0	0- 0	HOME	0- 0	0- 0	0- 0				
1- 1	0- 0	0- 0	AWAY	0- 0	0- 0	1- 1				
0- 0	0- 0	0- 0	NEUTRAL	0- 0	0- 0	0- 0				

RPI	S	Opponent	Score	RPI	S	Opponent	Score	RPI	S	Opponent	Score	RPI	S	Opponent	Score
26	H	Lamar University	117 110	51	A	Northern Colo.	66 74	115	H	Loyola Marymount	104 75	123	A	Colorado St.	79 84
34	A	Wyoming	74 78	63	A	Nebraska	71 96	163	A	New Mexico St.	64 66	171	H	UMKC	92 75
								182	H	American	83 54	183	H	Air Force	92 66
								214	H	Samford	83 87	216	A	Southern Utah	71 70
								247	A	Western Ill.	78 87	248	H	St. Bonaventure	76 62
								295	A	Omaha	95 68				
LAST 12 Division I GAMES:															
247	A	Western Ill.	78 87	214	H	Samford	83 87	63	A	Nebraska	71 96	163	A	New Mexico St.	64 66
295	A	Omaha	95 68	34	A	Wyoming	74 78	216	A	Southern Utah	71 70	248	H	St. Bonaventure	76 62
123	A	Colorado St.	79 84	115	H	Loyola Marymount	104 75	26	H	Lamar University	117 110	182	H	American	83 54

Non-Div I Games:

Denver

Average RPI Win:	336	WON-LOST	WINNING	LAST 10	STRENGTH OF	OPP. STRENGTH	TEAM	ADJ.	CONF.	ADJ CONF.
Average RPI Loss:	183	RECORD	PCT. RANK	GAMES	SCHEDULE	OF SCHEDULE	RPI	RPI	RPI	RPI
DIV. I ONLY	1- 11	336	1-9	181	313	322	322	17	17	
DIV. I NON-CONF.	1- 9	326	0- 0	169	329	305	305	15	15	

TOTALS	RPI 1-25	RPI 26-50	W-L RECORDS	RPI 51-100	RPI 101-150	RPI 150+				
1- 11	0- 0	0- 0	OVERALL	0- 2	0- 3	1- 6				
0- 5	0- 0	0- 0	HOME	0- 0	0- 2	0- 3				
1- 6	0- 0	0- 0	AWAY	0- 2	0- 1	1- 3				
0- 0	0- 0	0- 0	NEUTRAL	0- 0	0- 0	0- 0				
1- 9	0- 0	0- 0	NON-CONFERENCE	0- 2	0- 2	1- 5				
0- 3	0- 0	0- 0	HOME	0- 0	0- 1	0- 2				
1- 6	0- 0	0- 0	AWAY	0- 2	0- 1	1- 3				
0- 0	0- 0	0- 0	NEUTRAL	0- 0	0- 0	0- 0				
0- 2	0- 0	0- 0	CONFERENCE	0- 0	0- 1	0- 1				
0- 2	0- 0	0- 0	HOME	0- 0	0- 1	0- 1				
0- 0	0- 0	0- 0	AWAY	0- 0	0- 0	0- 0				
0- 0	0- 0	0- 0	NEUTRAL	0- 0	0- 0	0- 0				

RPI 1-25				RPI 26-50				RPI 51-100				RPI 101+ Team's RPI: 322			
RPI	S	Opponent	Score	RPI	S	Opponent	Score	RPI	S	Opponent	Score	RPI	S	Opponent	Score
								67	A	Michigan	62 95	124	H	Youngstown St.	59 85
								82	A	Tol edo	60 77	131	H	Mi ami (OH)	59 78
												144	A	Ohio St.	41 55
												154	A	Bowl ing Green	73 79
												220	H	Clevel and St.	49 67
												221	A	Eastern Mi ch.	53 60
												255	A	Loyol a Chi cago	43 52
												295	H	Omaha	42 51
												324	H	Western Mi ch.	44 54
												336	A	Manhattan	58 56

LAST 12 Division I GAMES:															
220	H	Cleveland St.	49 67	154	A	Bowl ing Green	73 79								
124	H	Youngstown St.	59 85	324	H	Western Mi ch.	44 54								
82	A	Tol edo	60 77	221	A	Eastern Mi ch.	53 60								
131	H	Mi ami (OH)	59 78	295	H	Omaha	42 51								
255	A	Loyol a Chi cago	43 52	336	A	Manhattan	58 56								
144	A	Ohio St.	41 55	67	A	Mi chi gan	62 95								

Non-Div I Games: Mich. -Dearborn 68 60

Detroit Mercy

Average RPI	Win:	87	WON-LOST	WINNING	LAST 10	STRENGTH OF	OPP. STRENGTH	TEAM	ADJ.	CONF.	ADJ CONF.
Average RPI	Loss:	13	RECORD	PCT. RANK	GAMES	SCHEDULE	OF SCHEDULE	RPI	RPI	RPI	RPI
DIV. I ONLY			7- 4	108	6-4	12	1	10	10	14	14
DIV. I NON-CONF.			7- 4	109	1- 0	13	1	9	9	14	14

TOTALS	RPI 1-25		RPI 26-50		W-L RECORDS	RPI 51-100		RPI 101-150		RPI 150+	
7- 4	2- 3		0- 1		OVERALL	3- 0		1- 0		1- 0	
2- 1	1- 1		0- 0		HOME	0- 0		1- 0		0- 0	
3- 2	0- 1		0- 1		AWAY	2- 0		0- 0		1- 0	
2- 1	1- 1		0- 0		NEUTRAL	1- 0		0- 0		0- 0	
7- 4	2- 3		0- 1		NON-CONFERENCE	3- 0		1- 0		1- 0	
2- 1	1- 1		0- 0		HOME	0- 0		1- 0		0- 0	
3- 2	0- 1		0- 1		AWAY	2- 0		0- 0		1- 0	
2- 1	1- 1		0- 0		NEUTRAL	1- 0		0- 0		0- 0	
0- 0	0- 0		0- 0		CONFERENCE	0- 0		0- 0		0- 0	
0- 0	0- 0		0- 0		HOME	0- 0		0- 0		0- 0	
0- 0	0- 0		0- 0		AWAY	0- 0		0- 0		0- 0	
0- 0	0- 0		0- 0		NEUTRAL	0- 0		0- 0		0- 0	

RPI	S	Opponent	Score	RPI	S	Opponent	Score	RPI	S	Opponent	Score	RPI	S	Opponent	Score
1	N	Notre Dame	64 82	33	A	South Dakota St.	71 80	60	A	Creighton	85 69	135	H	CSUN	73 63
6	A	Iowa St.	81 86					63	A	Nebraska	83 77	247	A	Western Ill.	98 71
11	H	Iowa	82 91					64	N	South Carolina	90 85				
15	H	South Dakota	76 64												
24	N	Rutgers	69 59												

LAST 12 Division I GAMES:															
64	N	South Carolina	90 85	6	A	Iowa St.	81 86								
1	N	Notre Dame	64 82	33	A	South Dakota St.	71 80								
11	H	Iowa	82 91	60	A	Creighton	85 69								
247	A	Western Ill.	98 71	24	N	Rutgers	69 59								
63	A	Nebraska	83 77	135	H	CSUN	73 63								
				15	H	South Dakota	76 64								

Non-Div I Games: Clarke 91 43

Drake

Average RPI Win: 259

Average RPI Loss: 81

WON-LOST
RECORDWINNING
PCT. RANKLAST 10
GAMESSTRENGTH OF
SCHEDULEOPP. STRENGTH
OF SCHEDULETEAM
RPIADJ.
RPICONF.
RPIADJ CONF.
RPIDIV. I ONLY
DIV. I NON-CONF.8- 3
8- 371
728-2
1- 0290
288183
181166
168166
16813
1313
13

TOTALS

RPI 1-25

RPI 26-50

W-L RECORDS

RPI 51-100

RPI 101-150

RPI 150+

8- 3
3- 2
4- 0
1- 10- 0
0- 0
0- 0
0- 01- 0
1- 0
0- 0
0- 0OVERALL
HOME
AWAY
NEUTRAL0- 3
0- 2
0- 0
0- 10- 0
0- 0
0- 0
0- 07- 0
2- 0
4- 0
1- 08- 3
3- 2
4- 0
1- 10- 0
0- 0
0- 0
0- 01- 0
1- 0
0- 0
0- 0NON-CONFERENCE
HOME
AWAY
NEUTRAL0- 3
0- 2
0- 0
0- 10- 0
0- 0
0- 0
0- 07- 0
2- 0
4- 0
1- 00- 0
0- 0
0- 0
0- 00- 0
0- 0
0- 0
0- 00- 0
0- 0
0- 0
0- 0CONFERENCE
HOME
AWAY
NEUTRAL0- 0
0- 0
0- 0
0- 00- 0
0- 0
0- 0
0- 00- 0
0- 0
0- 0
0- 0

RPI 1-25

RPI 26-50

RPI 51-100

RPI 101+

Team's RPI: 166

RPI S Opponent Score

RPI S Opponent Score
43 H Bucknel l 64 42RPI S Opponent Score
71 H Qui nni pi ac 52 56
85 N Wright St. 63 71
88 H Penn 39 55RPI S Opponent Score
266 A Ri chmond 58 35
269 A La Salle 58 43
285 H Sai nt Joseph' s 51 34
290 A Vermont 60 44
291 H Gardner-Webb 65 48
294 N Si ena 51 39
336 A Manhattan 53 39

LAST 12 Di vi si on I GAMES:

290 A Vermont	60	44	85 N Wright St.	63	71
266 A Ri chmond	58	35	336 A Manhattan	53	39
88 H Penn	39	55	269 A La Salle	58	43
291 H Gardner-Webb	65	48	294 N Si ena	51	39
71 H Qui nni pi ac	52	56	43 H Bucknel l	64	42
			285 H Sai nt Joseph' s	51	34

D
r
e
x
e
lD
r
e
x
e
l

Non-Di v I Games:

Drexel

■ Loss,
 ■ Non-Conf, S Site,
 ■ Home
 ■ Away
 N Neutral

Average RPI Win:	165	WON-LOST	WINNING	LAST 10	STRENGTH OF	OPP. STRENGTH	TEAM	ADJ.	CONF.	ADJ CONF.
Average RPI Loss:	79	RECORD	PCT. RANK	GAMES	SCHEDULE	OF SCHEDULE	RPI	RPI	RPI	RPI
DIV. I ONLY	8- 4	91	7-3	36	133	39	39	1	1	
DIV. I NON-CONF.	8- 4	91	0- 1	38	130	41	41	1	1	
<hr/>										
TOTALS	RPI 1-25	RPI 26-50	W-L RECORDS	RPI 51-100	RPI 101-150	RPI 150+				
8- 4	0- 0	0- 1	OVERALL	2- 2	2- 1	4- 0				
5- 0	0- 0	0- 0	HOME	1- 0	1- 0	3- 0				
2- 2	0- 0	0- 0	AWAY	1- 2	1- 0	0- 0				
1- 2	0- 0	0- 1	NEUTRAL	0- 0	0- 1	1- 0				
8- 4	0- 0	0- 1	NON-CONFERENCE	2- 2	2- 1	4- 0				
5- 0	0- 0	0- 0	HOME	1- 0	1- 0	3- 0				
2- 2	0- 0	0- 0	AWAY	1- 2	1- 0	0- 0				
1- 2	0- 0	0- 1	NEUTRAL	0- 0	0- 1	1- 0				
0- 0	0- 0	0- 0	CONFERENCE	0- 0	0- 0	0- 0				
0- 0	0- 0	0- 0	HOME	0- 0	0- 0	0- 0				
0- 0	0- 0	0- 0	AWAY	0- 0	0- 0	0- 0				
0- 0	0- 0	0- 0	NEUTRAL	0- 0	0- 0	0- 0				

RPI	S	Opponent	Score	RPI	S	Opponent	Score	RPI	S	Opponent	Score	RPI	S	Opponent	Score
50	N	Missouri	54 62	56	A	Maine	66 63	118	N	Washington	64 71	127	H	FGCU	57 41
				72	A	Oregon St.	57 71	130	A	Wisconsin	60 53	191	H	East Carolina	83 66
				75	A	Northwestern	58 84	219	H	Elon	81 64	235	N	Ball St.	79 62
				94	H	Marist	64 56	264	H	UNLV	66 38				
<hr/>															
LAST 12 Division I GAMES:															
50	N	Missouri	54 62	264	H	UNLV	66 38	94	H	Marist	64 56	130	A	Wisconsin	60 53
235	N	Ball St.	79 62	118	N	Washington	64 71	219	H	Elon	81 64	75	A	Northwestern	58 84
127	H	FGCU	57 41	56	A	Maine	66 63								
191	H	East Carolina	83 66												
72	A	Oregon St.	57 71												

Non-Div I Games:

Duke

D
u
q
u
e
s
n
e

Duquesne				Through Games Of Jan. 1, 2019							
Average RPI	Win:	194	WON-LOST	WINNING	LAST 10	STRENGTH OF	OPP. STRENGTH	TEAM	ADJ.	CONF.	ADJ CONF.
Average RPI	Loss:	93	RECORD	PCT. RANK	GAMES	SCHEDULE	OF SCHEDULE	RPI	RPI	RPI	RPI
DIV. I ONLY			5- 7	202	5-5	64	125	126	126	16	16
DIV. I NON-CONF.			5- 7	205	0- 1	64	123	124	124	18	18

TOTALS		RPI 1-25		RPI 26-50		W-L RECORDS	RPI 51-100	RPI 101-150		RPI 150+	
5- 7		0- 2		0- 0		OVERALL	0- 3	1- 1		4- 1	
2- 2		0- 1		0- 0		HOME	0- 1	0- 0		2- 0	
3- 3		0- 0		0- 0		AWAY	0- 2	1- 1		2- 0	
0- 2		0- 1		0- 0		NEUTRAL	0- 0	0- 0		0- 1	
5- 7		0- 2		0- 0		NON-CONFERENCE	0- 3	1- 1		4- 1	
2- 2		0- 1		0- 0		HOME	0- 1	0- 0		2- 0	
3- 3		0- 0		0- 0		AWAY	0- 2	1- 1		2- 0	
0- 2		0- 1		0- 0		NEUTRAL	0- 0	0- 0		0- 1	
0- 0		0- 0		0- 0		CONFERENCE	0- 0	0- 0		0- 0	
0- 0		0- 0		0- 0		HOME	0- 0	0- 0		0- 0	
0- 0		0- 0		0- 0		AWAY	0- 0	0- 0		0- 0	
0- 0		0- 0		0- 0		NEUTRAL	0- 0	0- 0		0- 0	

RPI 1-25				RPI 26-50				RPI 51-100				RPI 101+ Team's RPI: 126			
RPI	S	Opponent	Score	RPI	S	Opponent	Score	RPI	S	Opponent	Score	RPI	S	Opponent	Score
5	N	Syracuse	71 87					77	A	Texas	41 78	103	A	Penn St.	64 58
18	H	UCF	63 71					82	A	Toledo	52 65	109	A	TCU	48 61
								91	H	Pittsburgh	58 66	152	A	Kent St.	77 72
												209	H	Mt. St. Mary's	73 64
												233	A	Saint Francis (PA)	93 73
												270	N	Liberty	51 55
												272	H	ETSU	66 58

LAST 12 Division I GAMES:															
91	H	Pittsburgh	58 66	103	A	Penn St.	64 58								
270	N	Liberty	51 55	152	A	Kent St.	77 72								
5	N	Syracuse	71 87	233	A	Saint Francis (PA)	93 73								
272	H	ETSU	66 58	82	A	Toledo	52 65								
18	H	UCF	63 71	209	H	Mt. St. Mary's	73 64								
109	A	TCU	48 61	77	A	Texas	41 78								

Non-Div I Games:

Duquesne

D
u
q
u
e
s
n
e

Average RPI Win:	234	WON-LOST	WINNING	LAST 10	STRENGTH OF	OPP. STRENGTH	TEAM	ADJ.	CONF.	ADJ CONF.
Average RPI Loss:	120	RECORD	PCT. RANK	GAMES	SCHEDULE	OF SCHEDULE	RPI	RPI	RPI	RPI
DIV. I ONLY	2- 14	320	2-8	95	153	272	272	23	23	
DIV. I NON-CONF.	2- 14	319	0- 2	95	152	273	273	23	23	

TOTALS	RPI 1-25	RPI 26-50	W-L RECORDS	RPI 51-100	RPI 101-150	RPI 150+				
2- 14	0- 3	0- 0	OVERALL	0- 2	0- 4	2- 5				
2- 4	0- 0	0- 0	HOME	0- 0	0- 1	2- 3				
0- 7	0- 2	0- 0	AWAY	0- 1	0- 3	0- 1				
0- 3	0- 1	0- 0	NEUTRAL	0- 1	0- 0	0- 1				
2- 14	0- 3	0- 0	NON-CONFERENCE	0- 2	0- 4	2- 5				
2- 4	0- 0	0- 0	HOME	0- 0	0- 1	2- 3				
0- 7	0- 2	0- 0	AWAY	0- 1	0- 3	0- 1				
0- 3	0- 1	0- 0	NEUTRAL	0- 1	0- 0	0- 1				
0- 0	0- 0	0- 0	CONFERENCE	0- 0	0- 0	0- 0				
0- 0	0- 0	0- 0	HOME	0- 0	0- 0	0- 0				
0- 0	0- 0	0- 0	AWAY	0- 0	0- 0	0- 0				
0- 0	0- 0	0- 0	NEUTRAL	0- 0	0- 0	0- 0				

RPI	S	Opponent	Score
21	A	Michigan St.	53 75
24	N	Rutgers	44 68
25	A	Tennessee	61 80

RPI	S	Opponent	Score
-----	---	----------	-------

RPI	S	Opponent	Score
64	N	South Carolina	55 101
83	A	Radford	64 79

RPI	S	Opponent	Score
107	H	Houston	77 84
126	A	Duquesne	58 66
132	A	South Alabama	74 81
142	A	Cincinnati	64 77
155	H	Troy	66 84
157	N	Western Ky.	68 82
160	H	Appalachian St.	95 64
180	H	High Point	65 73
200	A	UNC Asheville	55 56
270	H	Liberty	86 89
307	H	N.C. A&T	61 56

LAST 12 Division I GAMES:

24	N	Rutgers	44	68	307	H	N.C. A&T	61	56
157	N	Western Ky.	68	82	200	A	UNC Asheville	55	56
180	H	High Point	65	73	270	H	Liberty	86	89
25	A	Tennessee	61	80	107	H	Houston	77	84
126	A	Duquesne	58	66	160	H	Appalachian St.	95	64
64	N	South Carolina	55	101	132	A	South Alabama	74	81

Non-Div I Games:

ETSU

Average RPI Win:	260	WON-LOST	WINNING	LAST 10	STRENGTH OF	OPP. STRENGTH	TEAM	ADJ.	CONF.	ADJ CONF.
Average RPI Loss:	109	RECORD	PCT. RANK	GAMES	SCHEDULE	OF SCHEDULE	RPI	RPI	RPI	RPI
DIV. I ONLY	9- 4	84	6-4	303	217	191	191	8	8	
DIV. I NON-CONF.	9- 4	85	0- 1	303	214	190	190	8	8	

TOTALS	RPI 1-25	RPI 26-50	W-L RECORDS	RPI 51-100	RPI 101-150	RPI 150+				
9- 4	0- 0	0- 1	OVERALL	1- 1	0- 1	8- 1				
7- 1	0- 0	0- 0	HOME	1- 0	0- 1	6- 0				
0- 3	0- 0	0- 1	AWAY	0- 1	0- 0	0- 1				
2- 0	0- 0	0- 0	NEUTRAL	0- 0	0- 0	2- 0				
9- 4	0- 0	0- 1	NON-CONFERENCE	1- 1	0- 1	8- 1				
7- 1	0- 0	0- 0	HOME	1- 0	0- 1	6- 0				
0- 3	0- 0	0- 1	AWAY	0- 1	0- 0	0- 1				
2- 0	0- 0	0- 0	NEUTRAL	0- 0	0- 0	2- 0				
0- 0	0- 0	0- 0	CONFERENCE	0- 0	0- 0	0- 0				
0- 0	0- 0	0- 0	HOME	0- 0	0- 0	0- 0				
0- 0	0- 0	0- 0	AWAY	0- 0	0- 0	0- 0				
0- 0	0- 0	0- 0	NEUTRAL	0- 0	0- 0	0- 0				

RPI	S	Opponent	Score	RPI	S	Opponent	Score	RPI	S	Opponent	Score	RPI	S	Opponent	Score	Team's RPI: 191
39	A	Duke	66 83	79	A	Charlotte	46 52	150	H	UNCW	68 71	167	A	William & Mary	43 63	
				80	H	Wake Forest	70 61	223	H	UMES	84 69	238	H	Monmouth	73 67	
								251	H	Kennesaw St.	68 56	270	H	Liberty	66 63	
								278	N	South Carolina St.	71 63	312	H	USC Upstate	63 53	
								341	H	Grand Canyon	59 47	343	N	Longwood	61 52	

LAST 12 Division I GAMES:																
150	H	UNCW	68 71	270	H	Liberty	66 63									
39	A	Duke	66 83	79	A	Charlotte	46 52									
278	N	South Carolina St.	71 63	167	A	William & Mary	43 63									
343	N	Longwood	61 52	80	H	Wake Forest	70 61									
312	H	USC Upstate	63 53	251	H	Kennesaw St.	68 56									
238	H	Monmouth	73 67	341	H	Grand Canyon	59 47									

Non-Div I Games:

East Carolina

Average RPI Win:	255	WON-LOST	WINNING	LAST 10	STRENGTH OF	OPP. STRENGTH	TEAM	ADJ.	CONF.	ADJ CONF.
Average RPI Loss:	133	RECORD	PCT. RANK	GAMES	SCHEDULE	OF SCHEDULE	RPI	RPI	RPI	RPI
DIV. I ONLY	3- 5	226	5-5	129	298	194	194	20	20	
DIV. I NON-CONF.	3- 5	226	0- 0	130	298	193	193	20	20	

TOTALS	RPI 1-25	RPI 26-50	W-L RECORDS	RPI 51-100	RPI 101-150	RPI 150+				
3- 5	0- 1	0- 0	OVERALL	0- 1	0- 2	3- 1				
2- 0	0- 0	0- 0	HOME	0- 0	0- 0	2- 0				
0- 5	0- 1	0- 0	AWAY	0- 1	0- 2	0- 1				
1- 0	0- 0	0- 0	NEUTRAL	0- 0	0- 0	1- 0				
3- 5	0- 1	0- 0	NON-CONFERENCE	0- 1	0- 2	3- 1				
2- 0	0- 0	0- 0	HOME	0- 0	0- 0	2- 0				
0- 5	0- 1	0- 0	AWAY	0- 1	0- 2	0- 1				
1- 0	0- 0	0- 0	NEUTRAL	0- 0	0- 0	1- 0				
0- 0	0- 0	0- 0	CONFERENCE	0- 0	0- 0	0- 0				
0- 0	0- 0	0- 0	HOME	0- 0	0- 0	0- 0				
0- 0	0- 0	0- 0	AWAY	0- 0	0- 0	0- 0				
0- 0	0- 0	0- 0	NEUTRAL	0- 0	0- 0	0- 0				

RPI 1-25				RPI 26-50				RPI 51-100				RPI 101+ Team's RPI: 194			
RPI	S	Opponent	Score	RPI	S	Opponent	Score	RPI	S	Opponent	Score	RPI	S	Opponent	Score
17	A	Butler	37 72					90	A	Northern Ill.	59 78	117	A	Southern Ill.	59 73
												137	A	Bradley	64 67
												172	H	Indiana St.	63 39
												247	N	Western Ill.	64 62
												306	A	Valparaiso	60 62
												346	H	Purdue Fort Wayne	72 63

LAST 12 Division I GAMES:															
172	H	Indiana St.	63 39	137	A	Bradley	64 67								
90	A	Northern Ill.	59 78	346	H	Purdue Fort Wayne	72 63								
117	A	Southern Ill.	59 73	17	A	Butler	37 72								
247	N	Western Ill.	64 62												
306	A	Valparaiso	60 62												

Non-Div I Games: Lincoln Christian 97 34 Eureka 104 48 Oakland City 102 43

Eastern III.

Average RPI Win:	0	WON-LOST	WINNING	LAST 10	STRENGTH OF	OPP. STRENGTH	TEAM	ADJ.	CONF.	ADJ CONF.
Average RPI Loss:	169	RECORD	PCT. RANK	GAMES	SCHEDULE	OF SCHEDULE	RPI	RPI	RPI	RPI
DIV. I ONLY	0- 9	338	2-8	6	351	242	242	20	20	
DIV. I NON-CONF.	0- 9	336	0- 1	6	351	240	240	20	20	

TOTALS	RPI 1-25	RPI 26-50	W-L RECORDS	RPI 51-100	RPI 101-150	RPI 150+				
0- 9	0- 1	0- 0	OVERALL	0- 1	0- 1	0- 6				
0- 2	0- 0	0- 0	HOME	0- 0	0- 0	0- 2				
0- 5	0- 0	0- 0	AWAY	0- 1	0- 1	0- 3				
0- 2	0- 1	0- 0	NEUTRAL	0- 0	0- 0	0- 1				
0- 9	0- 1	0- 0	NON-CONFERENCE	0- 1	0- 1	0- 6				
0- 2	0- 0	0- 0	HOME	0- 0	0- 0	0- 2				
0- 5	0- 0	0- 0	AWAY	0- 1	0- 1	0- 3				
0- 2	0- 1	0- 0	NEUTRAL	0- 0	0- 0	0- 1				
0- 0	0- 0	0- 0	CONFERENCE	0- 0	0- 0	0- 0				
0- 0	0- 0	0- 0	HOME	0- 0	0- 0	0- 0				
0- 0	0- 0	0- 0	AWAY	0- 0	0- 0	0- 0				
0- 0	0- 0	0- 0	NEUTRAL	0- 0	0- 0	0- 0				

RPI 1-25				RPI 26-50				RPI 51-100				RPI 101+ Team's RPI : 242											
RPI	S	Opponent	Score	RPI	S	Opponent	Score	RPI	S	Opponent	Score	RPI	S	Opponent	Score								
20	N	Florida St.	45 62					61	A	Ohio	60 100	131	A	Miami (OH)	44 60								
												186	A	West Virginia	29 78								
												186	N	West Virginia	39 81								
												196	H	George Mason	75 91								
												206	H	Saint Louis	43 70								
												207	A	Akron	54 63								
												324	A	Western Mich.	53 64								

LAST 12 Division I GAMES:																							
207	A	Akron	54 63	186	N	West Virginia	39 81																
324	A	Western Mich.	53 64	186	A	West Virginia	29 78																
20	N	Florida St.	45 62	196	H	George Mason	75 91																
61	A	Ohio	60 100																				
131	A	Miami (OH)	44 60																				
206	H	Saint Louis	43 70																				

Non-Div I Games: Brescia 70 41 Ky. Christian 90 35

Eastern Ky.

Average RPI Win:	293	WON-LOST	WINNING	LAST 10	STRENGTH OF	OPP. STRENGTH	TEAM	ADJ.	CONF.	ADJ CONF.
Average RPI Loss:	118	RECORD	PCT. RANK	GAMES	SCHEDULE	OF SCHEDULE	RPI	RPI	RPI	RPI
DIV. I ONLY	6- 4	123	6-4	313	201	221	221	9	9	
DIV. I NON-CONF.	6- 4	126	0- 0	312	197	220	220	9	9	

TOTALS	RPI 1-25	RPI 26-50	W-L RECORDS	RPI 51-100	RPI 101-150	RPI 150+				
6- 4	0- 2	0- 0	OVERALL	0- 0	0- 0	6- 2				
4- 0	0- 0	0- 0	HOME	0- 0	0- 0	4- 0				
2- 1	0- 0	0- 0	AWAY	0- 0	0- 0	2- 1				
0- 3	0- 2	0- 0	NEUTRAL	0- 0	0- 0	0- 1				
6- 4	0- 2	0- 0	NON-CONFERENCE	0- 0	0- 0	6- 2				
4- 0	0- 0	0- 0	HOME	0- 0	0- 0	4- 0				
2- 1	0- 0	0- 0	AWAY	0- 0	0- 0	2- 1				
0- 3	0- 2	0- 0	NEUTRAL	0- 0	0- 0	0- 1				
0- 0	0- 0	0- 0	CONFERENCE	0- 0	0- 0	0- 0				
0- 0	0- 0	0- 0	HOME	0- 0	0- 0	0- 0				
0- 0	0- 0	0- 0	AWAY	0- 0	0- 0	0- 0				
0- 0	0- 0	0- 0	NEUTRAL	0- 0	0- 0	0- 0				

RPI 1-25				RPI 26-50				RPI 51-100				RPI 101+ Team's RPI: 221			
RPI	S	Opponent	Score	RPI	S	Opponent	Score	RPI	S	Opponent	Score	RPI	S	Opponent	Score
6	N	Iowa St.	59 85									176	A	Illinois	66 72
17	N	Butler	63 73									195	H	Illinois St.	50 41
												220	H	Cleveland St.	69 63
												273	N	UNC Greensboro	44 49
												322	H	Detroit Mercy	60 53
												330	H	UIC	52 38
												343	A	Longwood	64 45
												346	A	Purdue Fort Wayne	87 72

LAST 12 Division I GAMES:															
330	H	UIC	52 38	17	N	Butler	63 73	273	N	UNC Greensboro	44 49				
6	N	Iowa St.	59 85	343	A	Longwood	64 45	346	A	Purdue Fort Wayne	87 72				
195	H	Illinois St.	50 41	322	H	Detroit Mercy	60 53	176	A	Illinois	66 72				
220	H	Cleveland St.	69 63												

Non-Div I Games: Northwood 53 39

Eastern Mich.

Average RPI Win:	337	WON-LOST	WINNING	LAST 10	STRENGTH OF	OPP. STRENGTH	TEAM	ADJ.	CONF.	ADJ CONF.
Average RPI Loss:	109	RECORD	PCT. RANK	GAMES	SCHEDULE	OF SCHEDULE	RPI	RPI	RPI	RPI

DIV. I ONLY	1- 9	324	2-8	50	221	243	243	11	11
DIV. I NON-CONF.	0- 8	336	0- 0	19	216	245	245	11	11
<hr/>									
TOTALS	RPI 1-25	RPI 26-50	W-L RECORDS	RPI 51-100	RPI 101-150	RPI 150+			
1- 9	0- 1	0- 1	OVERALL	0- 3	0- 2	1- 2			
0- 3	0- 1	0- 0	HOME	0- 1	0- 1	0- 0			
1- 4	0- 0	0- 1	AWAY	0- 1	0- 1	1- 1			
0- 2	0- 0	0- 0	NEUTRAL	0- 1	0- 0	0- 1			
0- 8	0- 1	0- 1	NON-CONFERENCE	0- 3	0- 1	0- 2			
0- 3	0- 1	0- 0	HOME	0- 1	0- 1	0- 0			
0- 3	0- 0	0- 1	AWAY	0- 1	0- 0	0- 1			
0- 2	0- 0	0- 0	NEUTRAL	0- 1	0- 0	0- 1			
1- 1	0- 0	0- 0	CONFERENCE	0- 0	0- 1	1- 0			
0- 0	0- 0	0- 0	HOME	0- 0	0- 0	0- 0			
1- 1	0- 0	0- 0	AWAY	0- 0	0- 1	1- 0			
0- 0	0- 0	0- 0	NEUTRAL	0- 0	0- 0	0- 0			

RPI 1-25				RPI 26-50				RPI 51-100				RPI 101+ Team's RPI: 243			
RPI	S	Opponent	Score	RPI	S	Opponent	Score	RPI	S	Opponent	Score	RPI	S	Opponent	Score
9	H	Gonzaga	51 63	47	A	BYU	65 80	55	H	Utah	51 95	113	H	Fresno St.	58 68
								72	N	Oregon St.	45 93	128	A	Idaho St.	48 63
								76	A	Boise St.	55 67	177	N	UC Riverside	45 57
												301	A	Cal Poly	55 59
												337	A	Weber St.	64 58
<hr/>															
LAST 12 Division I GAMES:															
128	A	Idaho St.	48 63	177	N	UC Riverside	45 57								
337	A	Weber St.	64 58	72	N	Oregon St.	45 93								
47	A	BYU	65 80	76	A	Boise St.	55 67								
9	H	Gonzaga	51 63	113	H	Fresno St.	58 68								
				301	A	Cal Poly	55 59								
				55	H	Utah	51 95								

Non-Div I Games: Eastern Ore. 66 45

Eastern Wash.

En

E
l
o
n

El on

Page 81

Average RPI Win:	338	WON-LOST	WINNING	LAST 10	STRENGTH OF	OPP. STRENGTH	TEAM	ADJ.	CONF.	ADJ CONF.
Average RPI Loss:	236	RECORD	PCT. RANK	GAMES	SCHEDULE	OF SCHEDULE	RPI	RPI	RPI	RPI
DIV. I ONLY	2- 9	299	2-8	346	296	348	348	14	14	
DIV. I NON-CONF.	2- 9	297	0- 1	346	297	348	348	14	14	

TOTALS	RPI 1-25	RPI 26-50	W-L RECORDS	RPI 51-100	RPI 101-150	RPI 150+				
2- 9	0- 0	0- 0	OVERALL	0- 1	0- 1	2- 7				
1- 4	0- 0	0- 0	HOME	0- 0	0- 0	1- 4				
1- 5	0- 0	0- 0	AWAY	0- 1	0- 1	1- 3				
0- 0	0- 0	0- 0	NEUTRAL	0- 0	0- 0	0- 0				
2- 9	0- 0	0- 0	NON-CONFERENCE	0- 1	0- 1	2- 7				
1- 4	0- 0	0- 0	HOME	0- 0	0- 0	1- 4				
1- 5	0- 0	0- 0	AWAY	0- 1	0- 1	1- 3				
0- 0	0- 0	0- 0	NEUTRAL	0- 0	0- 0	0- 0				
0- 0	0- 0	0- 0	CONFERENCE	0- 0	0- 0	0- 0				
0- 0	0- 0	0- 0	HOME	0- 0	0- 0	0- 0				
0- 0	0- 0	0- 0	AWAY	0- 0	0- 0	0- 0				
0- 0	0- 0	0- 0	NEUTRAL	0- 0	0- 0	0- 0				

RPI 1-25				RPI 26-50				RPI 51-100				RPI 101+				Team's RPI: 348
RPI	S	Opponent	Score	RPI	S	Opponent	Score	RPI	S	Opponent	Score	RPI	S	Opponent	Score	
								69	A	Dayton	30	69				
												130	A	Wisconsin	60	96
												208	A	Morehead St.	63	85
												217	H	Southeast Mo. St.	50	54
												253	A	Murray St.	53	81
												260	H	SIUE	45	54
												309	A	Marshall	65	72
												330	H	UIC	54	62
												331	A	Chicago St.	67	58
												345	H	Austin Peay	56	52
												346	H	Purdue Fort Wayne	66	72
LAST 12 Division I GAMES:																
130	A	Wisconsin	60	96	309	A	Marshall	65	72							
345	H	Austin Peay	56	52	346	H	Purdue Fort Wayne	66	72							
69	A	Dayton	30	69	260	H	SIUE	45	54							
217	H	Southeast Mo. St.	50	54	331	A	Chicago St.	67	58							
330	H	UIC	54	62	253	A	Murray St.	53	81							
208	A	Morehead St.	63	85												

Non-Div I Games:

Average RPI Win:	218	WON-LOST	WINNING	LAST 10	STRENGTH OF	OPP. STRENGTH	TEAM	ADJ.	CONF.	ADJ CONF.
Average RPI Loss:	55	RECORD	PCT. RANK	GAMES	SCHEDULE	OF SCHEDULE	RPI	RPI	RPI	RPI
DIV. I ONLY	7- 4	108	7-3	215	46	127	127	28	28	
DIV. I NON-CONF.	7- 4	109	0- 1	205	47	125	125	28	28	

TOTALS	RPI 1-25	RPI 26-50	W-L RECORDS	RPI 51-100	RPI 101-150	RPI 150+				
7- 4	0- 1	0- 2	OVERALL	0- 0	2- 1	5- 0				
4- 1	0- 0	0- 0	HOME	0- 0	2- 1	2- 0				
2- 2	0- 0	0- 2	AWAY	0- 0	0- 0	2- 0				
1- 1	0- 1	0- 0	NEUTRAL	0- 0	0- 0	1- 0				
7- 4	0- 1	0- 2	NON-CONFERENCE	0- 0	2- 1	5- 0				
4- 1	0- 0	0- 0	HOME	0- 0	2- 1	2- 0				
2- 2	0- 0	0- 2	AWAY	0- 0	0- 0	2- 0				
1- 1	0- 1	0- 0	NEUTRAL	0- 0	0- 0	1- 0				
0- 0	0- 0	0- 0	CONFERENCE	0- 0	0- 0	0- 0				
0- 0	0- 0	0- 0	HOME	0- 0	0- 0	0- 0				
0- 0	0- 0	0- 0	AWAY	0- 0	0- 0	0- 0				
0- 0	0- 0	0- 0	NEUTRAL	0- 0	0- 0	0- 0				

RPI	S	Opponent	Score	RPI	S	Opponent	Score	RPI	S	Opponent	Score	RPI	S	Opponent	Score	Team's RPI: 127
4	N	Stanford	65 88	33	A	South Dakota St.	62 80					107	H	Houston	76 71	
				39	A	Duke	41 57					143	H	UAB	60 62	
												146	H	Abilene Christian	81 65	
												182	N	American	90 71	
												233	A	Saint Francis (PA)	83 69	
												241	H	Coppin St.	93 61	
												281	A	Hawai i	73 67	
												335	H	FIU	100 58	

LAST 12 Division I GAMES:																
143	H	UAB	60 62	39	A	Duke	41 57									
241	H	Coppin St.	93 61	281	A	Hawai i	73 67									
146	H	Abilene Christian	81 65	4	N	Stanford	65 88									
233	A	Saint Francis (PA)	83 69	335	H	FIU	100 58									
107	H	Houston	76 71	33	A	South Dakota St.	62 80									
182	N	American	90 71													

Non-Div I Games: Fla. Memorial 99 68 Johnson & Wales (FL) 109 64

FGCU

Average RPI Win:	336	WON-LOST	WINNING	LAST 10	STRENGTH OF	OPP. STRENGTH	TEAM	ADJ.	CONF.	ADJ CONF.
Average RPI Loss:	180	RECORD	PCT. RANK	GAMES	SCHEDULE	OF SCHEDULE	RPI	RPI	RPI	RPI
DIV. I ONLY	3- 9	270	3-7	275	333	335	335	19	19	
DIV. I NON-CONF.	3- 9	269	0- 1	274	332	336	336	19	19	

TOTALS	RPI 1-25	RPI 26-50	W-L RECORDS	RPI 51-100	RPI 101-150	RPI 150+				
3- 9	0- 0	0- 1	OVERALL	0- 0	0- 2	3- 6				
3- 6	0- 0	0- 1	HOME	0- 0	0- 1	3- 4				
0- 3	0- 0	0- 0	AWAY	0- 0	0- 1	0- 2				
0- 0	0- 0	0- 0	NEUTRAL	0- 0	0- 0	0- 0				
3- 9	0- 0	0- 1	NON-CONFERENCE	0- 0	0- 2	3- 6				
3- 6	0- 0	0- 1	HOME	0- 0	0- 1	3- 4				
0- 3	0- 0	0- 0	AWAY	0- 0	0- 1	0- 2				
0- 0	0- 0	0- 0	NEUTRAL	0- 0	0- 0	0- 0				
0- 0	0- 0	0- 0	CONFERENCE	0- 0	0- 0	0- 0				
0- 0	0- 0	0- 0	HOME	0- 0	0- 0	0- 0				
0- 0	0- 0	0- 0	AWAY	0- 0	0- 0	0- 0				
0- 0	0- 0	0- 0	NEUTRAL	0- 0	0- 0	0- 0				

RPI	S	Opponent	Score	RPI	S	Opponent	Score	RPI	S	Opponent	Score	RPI	S	Opponent	Score
38	H	Miami (FL)	43 94									127	A	FGCU	58 100
												132	H	South Alabama	77 84
												173	H	Georgia St.	61 67
												192	H	Campbell	54 59
												203	H	Howard	62 89
												225	A	Bethune-Cookman	57 68
												232	H	Jacksonville	62 73
												297	A	North Florida	53 62
												327	H	Florida A&M	77 54
												332	H	Morgan St.	59 50
												350	H	Alcorn	75 40
LAST 12 Division I GAMES:															
232	H	Jacksonville	62 73	132	H	South Alabama	77 84								
350	H	Alcorn	75 40	192	H	Campbell	54 59								
203	H	Howard	62 89	225	A	Bethune-Cookman	57 68								
297	A	North Florida	53 62	127	A	FGCU	58 100								
332	H	Morgan St.	59 50	173	H	Georgia St.	61 67								
327	H	Florida A&M	77 54	38	H	Miami (FL)	43 94								

Non-Div I Games: Palm Beach Atl. 63 66

FIU

Average RPI Win:	315	WON-LOST	WINNING	LAST 10	STRENGTH OF	OPP. STRENGTH	TEAM	ADJ.	CONF.	ADJ CONF.
Average RPI Loss:	162	RECORD	PCT. RANK	GAMES	SCHEDULE	OF SCHEDULE	RPI	RPI	RPI	RPI
DIV. I ONLY	3- 8	264	2-8	206	310	277	277	27	27	
DIV. I NON-CONF.	3- 8	265	1- 0	197	309	279	279	27	27	

TOTALS	RPI 1-25	RPI 26-50	W-L RECORDS	RPI 51-100	RPI 101-150	RPI 150+				
3- 8	0- 0	0- 2	OVERALL	0- 0	0- 1	3- 5				
1- 2	0- 0	0- 1	HOME	0- 0	0- 0	1- 1				
1- 3	0- 0	0- 0	AWAY	0- 0	0- 1	1- 2				
1- 3	0- 0	0- 1	NEUTRAL	0- 0	0- 0	1- 2				
3- 8	0- 0	0- 2	NON-CONFERENCE	0- 0	0- 1	3- 5				
1- 2	0- 0	0- 1	HOME	0- 0	0- 0	1- 1				
1- 3	0- 0	0- 0	AWAY	0- 0	0- 1	1- 2				
1- 3	0- 0	0- 1	NEUTRAL	0- 0	0- 0	1- 2				
0- 0	0- 0	0- 0	CONFERENCE	0- 0	0- 0	0- 0				
0- 0	0- 0	0- 0	HOME	0- 0	0- 0	0- 0				
0- 0	0- 0	0- 0	AWAY	0- 0	0- 0	0- 0				
0- 0	0- 0	0- 0	NEUTRAL	0- 0	0- 0	0- 0				

RPI 1-25				RPI 26-50				RPI 51-100				RPI 101+ Team's RPI: 277			
RPI	S	Opponent	Score	RPI	S	Opponent	Score	RPI	S	Opponent	Score	RPI	S	Opponent	Score
				35	H	Northeastern	50 59					110	A	Xavier	35 48
				43	N	Bucknell	54 77					167	H	William & Mary	54 60
												212	N	Massachusetts	49 59
												231	A	Dartmouth	46 59
												236	N	Furman	70 77
												265	A	Brown	49 68
												266	A	Richmond	58 40
												330	N	UIC	68 60
												349	H	LIU Brooklyn	71 43

LAST 12 Division I GAMES:															
				231	A	Dartmouth	46 59	330	N	UIC	68 60				
				35	H	Northeastern	50 59	236	N	Furman	70 77				
				167	H	William & Mary	54 60	110	A	Xavier	35 48				
				212	N	Massachusetts	49 59	349	H	LIU Brooklyn	71 43				
				43	N	Bucknell	54 77	266	A	Richmond	58 40				
				265	A	Brown	49 68								

Non-Div I Games:

Fairfield

Average RPI Win:	334	WON-LOST	WINNING	LAST 10	STRENGTH OF	OPP. STRENGTH	TEAM	ADJ.	CONF.	ADJ CONF.
Average RPI Loss:	252	RECORD	PCT. RANK	GAMES	SCHEDULE	OF SCHEDULE	RPI	RPI	RPI	RPI
DIV. I ONLY	1- 8	323	2-8	316	348	347	347	31	31	
DIV. I NON-CONF.	1- 8	322	0- 0	315	348	347	347	31	31	

TOTALS	RPI 1-25	RPI 26-50	W-L RECORDS	RPI 51-100	RPI 101-150	RPI 150+				
1- 8	0- 0	0- 0	OVERALL	0- 1	0- 0	1- 7				
1- 2	0- 0	0- 0	HOME	0- 0	0- 0	1- 2				
0- 6	0- 0	0- 0	AWAY	0- 1	0- 0	0- 5				
0- 0	0- 0	0- 0	NEUTRAL	0- 0	0- 0	0- 0				
1- 8	0- 0	0- 0	NON-CONFERENCE	0- 1	0- 0	1- 7				
1- 2	0- 0	0- 0	HOME	0- 0	0- 0	1- 2				
0- 6	0- 0	0- 0	AWAY	0- 1	0- 0	0- 5				
0- 0	0- 0	0- 0	NEUTRAL	0- 0	0- 0	0- 0				
0- 0	0- 0	0- 0	CONFERENCE	0- 0	0- 0	0- 0				
0- 0	0- 0	0- 0	HOME	0- 0	0- 0	0- 0				
0- 0	0- 0	0- 0	AWAY	0- 0	0- 0	0- 0				
0- 0	0- 0	0- 0	NEUTRAL	0- 0	0- 0	0- 0				

RPI 1-25				RPI 26-50				RPI 51-100				RPI 101+ Team's RPI : 347											
RPI	S	Opponent	Score	RPI	S	Opponent	Score	RPI	S	Opponent	Score	RPI	S	Opponent	Score								
								98	A	Stony Brook	49	63	183	A	Air Force	37	85						
												203	H	Howard	58	79							
												263	A	Binghamton	54	73							
												280	A	Saint Peter's	58	75							
												319	A	Army West Point	40	62							
												328	A	Colgate	52	71							
												334	H	NJIT	64	43							
												339	H	Lafayette	57	63							
LAST 12 Division I GAMES:																							
328	A	Colgate	52	71	280	A	Saint Peter's	58	75														
263	A	Binghamton	54	73	98	A	Stony Brook	49	63														
203	H	Howard	58	79	319	A	Army West Point	40	62														
334	H	NJIT	64	43																			
183	A	Air Force	37	85																			
339	H	Lafayette	57	63																			

Non-Div I Games: Georgian Court 70 45 Rutgers-Newark 97 51

Fairleigh Dickinson

Average RPI Win:	300	WON-LOST	WINNING	LAST 10	STRENGTH OF	OPP. STRENGTH	TEAM	ADJ.	CONF.	ADJ CONF.
Average RPI Loss:	190	RECORD	PCT. RANK	GAMES	SCHEDULE	OF SCHEDULE	RPI	RPI	RPI	RPI
DIV. I ONLY	3- 10	278	3-7	231	324	314	314	19	19	
DIV. I NON-CONF.	3- 10	277	0- 1	227	321	315	315	19	19	

TOTALS	RPI 1-25	RPI 26-50	W-L RECORDS	RPI 51-100	RPI 101-150	RPI 150+				
3- 10	0- 1	0- 0	OVERALL	0- 1	0- 1	3- 7				
2- 6	0- 0	0- 0	HOME	0- 0	0- 1	2- 5				
1- 4	0- 1	0- 0	AWAY	0- 1	0- 0	1- 2				
0- 0	0- 0	0- 0	NEUTRAL	0- 0	0- 0	0- 0				
3- 10	0- 1	0- 0	NON-CONFERENCE	0- 1	0- 1	3- 7				
2- 6	0- 0	0- 0	HOME	0- 0	0- 1	2- 5				
1- 4	0- 1	0- 0	AWAY	0- 1	0- 0	1- 2				
0- 0	0- 0	0- 0	NEUTRAL	0- 0	0- 0	0- 0				
0- 0	0- 0	0- 0	CONFERENCE	0- 0	0- 0	0- 0				
0- 0	0- 0	0- 0	HOME	0- 0	0- 0	0- 0				
0- 0	0- 0	0- 0	AWAY	0- 0	0- 0	0- 0				
0- 0	0- 0	0- 0	NEUTRAL	0- 0	0- 0	0- 0				

RPI 1-25				RPI 26-50				RPI 51-100				RPI 101+ Team's RPI: 314			
RPI	S	Opponent	Score	RPI	S	Opponent	Score	RPI	S	Opponent	Score	RPI	S	Opponent	Score
21	A	Michigan St.	74 89					65	A	Tulane	45 88	137	H	Bradley	59 80
												170	A	Little Rock	38 61
												173	H	Georgia St.	59 75
												206	H	Saint Louis	61 93
												236	A	Furman	57 73
												256	H	Hampton	68 72
												266	H	Richmond	69 55
												294	A	Siena	70 66
												307	H	N. C. A&T	65 67
												324	H	Western Mich.	59 69
												339	H	Lafayette	53 49
LAST 12 Division I GAMES:															
294	A	Siena	70 66	206	H	Saint Louis	61 93	137	H	Bradley	59 80				
65	A	Tulane	45 88	307	H	N. C. A&T	65 67	21	A	Michigan St.	74 89				
339	H	Lafayette	53 49	324	H	Western Mich.	59 69	236	A	Furman	57 73				
266	H	Richmond	69 55												
170	A	Little Rock	38 61												
173	H	Georgia St.	59 75												

Non-Div I Games:

Fla. Atlantic

FloridaFlorida

Fl ori da

Average RPI Win:	131	WON-LOST	WINNING	LAST 10	STRENGTH OF	OPP. STRENGTH	TEAM	ADJ.	CONF.	ADJ CONF.
Average RPI Loss:	203	RECORD	PCT. RANK	GAMES	SCHEDULE	OF SCHEDULE	RPI	RPI	RPI	RPI
DIV. I ONLY	1- 10	328	2-8	186	260	327	327	32	32	
DIV. I NON-CONF.	1- 10	330	0- 1	182	255	328	328	32	32	

TOTALS	RPI 1-25	RPI 26-50	W-L RECORDS	RPI 51-100	RPI 101-150	RPI 150+				
1- 10	0- 1	0- 1	OVERALL	0- 1	1- 0	0- 7				
1- 1	0- 0	0- 0	HOME	0- 0	1- 0	0- 1				
0- 6	0- 1	0- 1	AWAY	0- 0	0- 0	0- 4				
0- 3	0- 0	0- 0	NEUTRAL	0- 1	0- 0	0- 2				
1- 10	0- 1	0- 1	NON-CONFERENCE	0- 1	1- 0	0- 7				
1- 1	0- 0	0- 0	HOME	0- 0	1- 0	0- 1				
0- 6	0- 1	0- 1	AWAY	0- 0	0- 0	0- 4				
0- 3	0- 0	0- 0	NEUTRAL	0- 1	0- 0	0- 2				
0- 0	0- 0	0- 0	CONFERENCE	0- 0	0- 0	0- 0				
0- 0	0- 0	0- 0	HOME	0- 0	0- 0	0- 0				
0- 0	0- 0	0- 0	AWAY	0- 0	0- 0	0- 0				
0- 0	0- 0	0- 0	NEUTRAL	0- 0	0- 0	0- 0				

RPI 1-25				RPI 26-50				RPI 51-100				RPI 101+ Team's RPI: 327			
RPI	S	Opponent	Score	RPI	S	Opponent	Score	RPI	S	Opponent	Score	RPI	S	Opponent	Score
25	A	Tennessee	31 96	38	A	Miami (FL)	54 103	65	N	Tulane	34 78	131	H	Miami (OH)	57 56
												165	H	Jacksonville St.	31 62
												239	A	Stetson	44 69
												244	A	Florida	38 62
												295	N	Omaha	50 57
												297	A	North Florida	53 64
												324	N	Western Mich.	50 69
												335	A	FIU	54 77
LAST 12 Division I GAMES:															
244	A	Florida	38 62	295	N	Omaha	50 57	65	N	Tulane	34 78	131	H	Miami (OH)	57 56
335	A	FIU	54 77	65	N	Tulane	34 78	38	A	Miami (FL)	54 103				
25	A	Tennessee	31 96	324	N	Western Mich.	50 69	239	A	Stetson	44 69				
297	A	North Florida	53 64												
165	H	Jacksonville St.	31 62												

Non-Div I Games: Edward Waters 70 64

Florida A&M

Average RPI Win:	156	WON-LOST	WINNING	LAST 10	STRENGTH OF	OPP. STRENGTH	TEAM	ADJ.	CONF.	ADJ CONF.
Average RPI Loss:	59	RECORD	PCT. RANK	GAMES	SCHEDULE	OF SCHEDULE	RPI	RPI	RPI	RPI
DIV. I ONLY	12- 1	11	9-1	117	65	20	20	1	1	
DIV. I NON-CONF.	12- 1	11	1- 0	115	62	19	19	1	1	

TOTALS	RPI 1-25	RPI 26-50	W-L RECORDS	RPI 51-100	RPI 101-150	RPI 150+				
12- 1	1- 0	0- 0	OVERALL	3- 1	1- 0	7- 0				
6- 1	0- 0	0- 0	HOME	0- 1	1- 0	5- 0				
4- 0	0- 0	0- 0	AWAY	3- 0	0- 0	1- 0				
2- 0	1- 0	0- 0	NEUTRAL	0- 0	0- 0	1- 0				
12- 1	1- 0	0- 0	NON-CONFERENCE	3- 1	1- 0	7- 0				
6- 1	0- 0	0- 0	HOME	0- 1	1- 0	5- 0				
4- 0	0- 0	0- 0	AWAY	3- 0	0- 0	1- 0				
2- 0	1- 0	0- 0	NEUTRAL	0- 0	0- 0	1- 0				
0- 0	0- 0	0- 0	CONFERENCE	0- 0	0- 0	0- 0				
0- 0	0- 0	0- 0	HOME	0- 0	0- 0	0- 0				
0- 0	0- 0	0- 0	AWAY	0- 0	0- 0	0- 0				
0- 0	0- 0	0- 0	NEUTRAL	0- 0	0- 0	0- 0				

RPI	S	Opponent	Score	RPI	S	Opponent	Score	RPI	S	Opponent	Score	RPI	S	Opponent	Score
11	N	Iowa	71 67					59	H	LSU	45 58	103	H	Penn St.	87 58
								60	A	Creighton	71 52	155	H	Troy	103 67
								78	A	St. John's (NY)	57 53	173	H	Georgia St.	79 43
								92	A	Mercer	57 56	187	A	Milwaukee	87 62
												232	H	Jacksonville	79 46
												242	N	Eastern Ky.	62 45
												244	H	Florida	63 56
												297	H	North Florida	74 53

LAST 12 Division I GAMES:															
11	N	Iowa	71 67	173	H	Georgia St.	79 43								
242	N	Eastern Ky.	62 45	187	A	Milwaukee	87 62								
59	H	LSU	45 58	60	A	Creighton	71 52								
232	H	Jacksonville	79 46	78	A	St. John's (NY)	57 53								
244	H	Florida	63 56	92	A	Mercer	57 56								
297	H	North Florida	74 53	103	H	Penn St.	87 58								

Non-Div I Games:

Florida St.

Average RPI Win:	198	WON-LOST	WINNING	LAST 10	STRENGTH OF	OPP. STRENGTH	TEAM	ADJ.	CONF.	ADJ CONF.
Average RPI Loss:	82	RECORD	PCT. RANK	GAMES	SCHEDULE	OF SCHEDULE	RPI	RPI	RPI	RPI
DIV. I ONLY	9- 5	103	7-3	167	76	114	114	16	16	
DIV. I NON-CONF.	9- 5	105	1- 0	166	75	115	115	18	18	

TOTALS	RPI 1-25	RPI 26-50	W-L RECORDS	RPI 51-100	RPI 101-150	RPI 150+				
9- 5	0- 0	0- 1	OVERALL	3- 2	1- 2	5- 0				
6- 1	0- 0	0- 0	HOME	3- 0	0- 1	3- 0				
1- 3	0- 0	0- 1	AWAY	0- 1	0- 1	1- 0				
2- 1	0- 0	0- 0	NEUTRAL	0- 1	1- 0	1- 0				
9- 5	0- 0	0- 1	NON-CONFERENCE	3- 2	1- 2	5- 0				
6- 1	0- 0	0- 0	HOME	3- 0	0- 1	3- 0				
1- 3	0- 0	0- 1	AWAY	0- 1	0- 1	1- 0				
2- 1	0- 0	0- 0	NEUTRAL	0- 1	1- 0	1- 0				
0- 0	0- 0	0- 0	CONFERENCE	0- 0	0- 0	0- 0				
0- 0	0- 0	0- 0	HOME	0- 0	0- 0	0- 0				
0- 0	0- 0	0- 0	AWAY	0- 0	0- 0	0- 0				
0- 0	0- 0	0- 0	NEUTRAL	0- 0	0- 0	0- 0				

RPI	S	Opponent	Score	RPI	S	Opponent	Score	RPI	S	Opponent	Score	RPI	S	Opponent	Score	Team's RPI: 114
35	A	Northeastern	54 58	56	H	Maine	72 64	103	H	Penn St.	55 72	106	A	Georgetown	38 58	
				62	H	Middle Tenn.	61 49	118	N	Washington	65 57	235	N	Ball St.	78 70	
				77	N	Texas	54 72	254	A	Iona	57 40	311	H	Columbia	68 49	
				79	H	Charlotte	71 64	333	H	Wagner	80 59	336	H	Manhattan	65 61	
				91	A	Pittsburgh	62 65									
LAST 12 Division I GAMES:																
62	H	Middle Tenn.	61 49	77	N	Texas	54 72									
336	H	Manhattan	65 61	118	N	Washington	65 57									
106	A	Georgetown	38 58	56	H	Maine	72 64									
235	N	Ball St.	78 70	254	A	Iona	57 40									
79	H	Charlotte	71 64	311	H	Columbia	68 49									
103	H	Penn St.	55 72	91	A	Pittsburgh	62 65									

Non-Div I Games:

Fordham

Average RPI Win: 207 WON-LOST WINNING LAST 10
Average RPI Loss: 72 RECORD PCT. RANK GAMES STRENGTH OF OPP. STRENGTH TEAM ADJ. CONF. ADJ CONF.
SCHEDULE OF SCHEDULE RPI RPI RPI RPI

DIV. I ONLY	5- 4	138	7-3	159	81	113	113	10	10
DIV. I NON-CONF.	5- 4	140	0- 0	159	79	113	113	10	10
TOTALS	RPI 1-25	RPI 26-50	W-L RECORDS	RPI 51-100	RPI 101-150	RPI 150+			
5- 4	0- 1	0- 1	OVERALL	0- 1	1- 0	4- 1			
4- 0	0- 0	0- 0	HOME	0- 0	1- 0	3- 0			
1- 4	0- 1	0- 1	AWAY	0- 1	0- 0	1- 1			
0- 0	0- 0	0- 0	NEUTRAL	0- 0	0- 0	0- 0			
5- 4	0- 1	0- 1	NON-CONFERENCE	0- 1	1- 0	4- 1			
4- 0	0- 0	0- 0	HOME	0- 0	1- 0	3- 0			
1- 4	0- 1	0- 1	AWAY	0- 1	0- 0	1- 1			
0- 0	0- 0	0- 0	NEUTRAL	0- 0	0- 0	0- 0			
0- 0	0- 0	0- 0	CONFERENCE	0- 0	0- 0	0- 0			
0- 0	0- 0	0- 0	HOME	0- 0	0- 0	0- 0			
0- 0	0- 0	0- 0	AWAY	0- 0	0- 0	0- 0			
0- 0	0- 0	0- 0	NEUTRAL	0- 0	0- 0	0- 0			

RPI	S	Opponent	Score	RPI	S	Opponent	Score	RPI	S	Opponent	Score	RPI	S	Opponent	Score	Team's RPI: 113
22	A	Arizona St.	52 68	37	A	UCLA	80 89	54	A	Southern Cal i forni a	61 62	119	H	UT Arl ington	70 61	
												175	A	Northern Ari z.	73 86	
												184	H	Santa Clara	80 53	
												187	H	Mi lwaukee	65 48	
												243	A	Eastern Wash.	68 58	
												301	H	Cal Poly	76 58	
LAST 12 Division I GAMES:																
22	A	Arizona St.	52 68	184	H	Santa Clara	80 53	37	A	UCLA	80 89	243	A	Eastern Wash.	68 58	
301	H	Cal Poly	76 58	54	A	Southern Cal i forni a	61 62	119	H	UT Arl ington	70 61	187	H	Mi lwaukee	65 48	
175	A	Northern Ari z.	73 86													

Non-Div I Games: Stanislaus St. 86 51 Fresno Pacific 90 51 Fresno St.

Average RPI Win: 289

Average RPI Loss: 132

WON-LOST
RECORDWINNING
PCT. RANKLAST 10
GAMESSTRENGTH OF
SCHEDULEOPP. STRENGTH
OF SCHEDULETEAM
RPIADJ.
RPICONF.
RPIADJ CONF.
RPIDIV. I ONLY
DIV. I NON-CONF.6- 6
6- 6164
1626-4
0- 1292
290199
195236
235236
23523
2323
23

TOTALS

RPI 1-25

RPI 26-50

W-L RECORDS

RPI 51-100

RPI 101-150

RPI 150+

6- 6 0- 1
4- 1 0- 0
1- 4 0- 1
1- 1 0- 00- 0
0- 0
0- 0
0- 0OVERALL
HOME
AWAY
NEUTRAL0- 2
0- 1
0- 1
0- 00- 1
0- 0
0- 1
0- 06- 2
4- 0
1- 1
1- 16- 6 0- 1
4- 1 0- 0
1- 4 0- 1
1- 1 0- 00- 0
0- 0
0- 0
0- 0NON-CONFERENCE
HOME
AWAY
NEUTRAL0- 2
0- 1
0- 1
0- 00- 1
0- 0
0- 1
0- 06- 2
4- 0
1- 1
1- 10- 0 0- 0
0- 0 0- 0
0- 0 0- 0
0- 0 0- 00- 0
0- 0
0- 0
0- 0CONFERENCE
HOME
AWAY
NEUTRAL0- 0
0- 0
0- 0
0- 00- 0
0- 0
0- 0
0- 00- 0
0- 0
0- 0
0- 0

RPI 1-25

RPI 26-50

RPI 51-100

RPI 101+

Team's RPI: 236

RPI S Opponent Score
19 A Mississippi St. 41 106

RPI S Opponent Score

RPI S Opponent Score
62 H Middle Tenn. 71 78
64 A South Carolina 53 66RPI S Opponent Score
149 A Georgia 38 61
200 H UNC Asheville 58 47
247 N Western Ill. 78 85
251 A Kennesaw St. 63 74
277 N Fairfield 77 70
291 H Gardner-Webb 70 57
312 H USC Upstate 78 67
314 H Fla. Atlantic 73 57
338 A Col. of Charleston 70 67

LAST 12 Division I GAMES:

64 A South Carolina	53 66	291 H Gardner-Webb	70 57
247 N Western Ill.	78 85	149 A Georgia	38 61
277 N Fairfield	77 70	200 H UNC Asheville	58 47
314 H Fla. Atlantic	73 57	338 A Col. of Charleston	70 67
251 A Kennesaw St.	63 74	19 A Mississippi St.	41 106
62 H Middle Tenn.	71 78	312 H USC Upstate	78 67

F
u
r
m
a
nF
u
r
m
a
n

Non-Div I Games:

Coker

71 42

Furman

Average RPI Win:	284	WON-LOST	WINNING	LAST 10	STRENGTH OF	OPP. STRENGTH	TEAM	ADJ.	CONF.	ADJ CONF.
Average RPI Loss:	148	RECORD	PCT. RANK	GAMES	SCHEDULE	OF SCHEDULE	RPI	RPI	RPI	RPI
DIV. I ONLY	4- 6	210	5-5	189	322	227	227	15	15	
DIV. I NON-CONF.	4- 6	212	0- 1	184	319	226	226	16	16	

TOTALS	RPI 1-25	RPI 26-50	W-L RECORDS	RPI 51-100	RPI 101-150	RPI 150+				
4- 6	0- 0	0- 1	OVERALL	0- 2	0- 1	4- 2				
2- 2	0- 0	0- 0	HOME	0- 1	0- 0	2- 1				
2- 4	0- 0	0- 1	AWAY	0- 1	0- 1	2- 1				
0- 0	0- 0	0- 0	NEUTRAL	0- 0	0- 0	0- 0				
4- 6	0- 0	0- 1	NON-CONFERENCE	0- 2	0- 1	4- 2				
2- 2	0- 0	0- 0	HOME	0- 1	0- 0	2- 1				
2- 4	0- 0	0- 1	AWAY	0- 1	0- 1	2- 1				
0- 0	0- 0	0- 0	NEUTRAL	0- 0	0- 0	0- 0				
0- 0	0- 0	0- 0	CONFERENCE	0- 0	0- 0	0- 0				
0- 0	0- 0	0- 0	HOME	0- 0	0- 0	0- 0				
0- 0	0- 0	0- 0	AWAY	0- 0	0- 0	0- 0				
0- 0	0- 0	0- 0	NEUTRAL	0- 0	0- 0	0- 0				

RPI	S	Opponent	Score	RPI	S	Opponent	Score	RPI	S	Opponent	Score	RPI	S	Opponent	Score	Team's RPI: 227
40	A	Virginia Tech	49 78	92	H	Mercer	72 79	149	A	Georgia	38 81	225	H	Bethune-Cookman	77 76	
				98	A	Stony Brook	43 72	251	A	Kennesaw St.	59 78	257	H	Wofford	65 81	
								261	H	Winthrop	64 55	305	A	Presbyterian	69 68	
								344	A	Savannah St.	82 71					
LAST 12 Division I GAMES:																
149	A	Georgia	38 81	225	H	Bethune-Cookman	77 76	98	A	Stony Brook	43 72	92	H	Mercer	72 79	
261	H	Winthrop	64 55	98	A	Stony Brook	43 72	40	A	Virginia Tech	49 78	257	H	Wofford	65 81	
305	A	Presbyterian	69 68	344	A	Savannah St.	82 71									
251	A	Kennesaw St.	59 78													

Non-Div I Games: Coastal Ga. 68 46

Ga. Southern

Average RPI Win:	222	WON-LOST	WINNING	LAST 10	STRENGTH OF	OPP. STRENGTH	TEAM	ADJ.	CONF.	ADJ CONF.
Average RPI Loss:	215	RECORD	PCT. RANK	GAMES	SCHEDULE	OF SCHEDULE	RPI	RPI	RPI	RPI
DIV. I ONLY	2- 6	270	4-6	242	321	291	291	29	29	
DIV. I NON-CONF.	2- 6	269	0- 0	238	318	293	293	29	29	

TOTALS	RPI 1-25	RPI 26-50	W-L RECORDS	RPI 51-100	RPI 101-150	RPI 150+				
2- 6	0- 0	0- 0	OVERALL	0- 0	0- 0	2- 6				
1- 2	0- 0	0- 0	HOME	0- 0	0- 0	1- 2				
1- 4	0- 0	0- 0	AWAY	0- 0	0- 0	1- 4				
0- 0	0- 0	0- 0	NEUTRAL	0- 0	0- 0	0- 0				
2- 6	0- 0	0- 0	NON-CONFERENCE	0- 0	0- 0	2- 6				
1- 2	0- 0	0- 0	HOME	0- 0	0- 0	1- 2				
1- 4	0- 0	0- 0	AWAY	0- 0	0- 0	1- 4				
0- 0	0- 0	0- 0	NEUTRAL	0- 0	0- 0	0- 0				
0- 0	0- 0	0- 0	CONFERENCE	0- 0	0- 0	0- 0				
0- 0	0- 0	0- 0	HOME	0- 0	0- 0	0- 0				
0- 0	0- 0	0- 0	AWAY	0- 0	0- 0	0- 0				
0- 0	0- 0	0- 0	NEUTRAL	0- 0	0- 0	0- 0				

RPI 1-25				RPI 26-50				RPI 51-100				RPI 101+				Team's RPI: 291
RPI	S	Opponent	Score	RPI	S	Opponent	Score	RPI	S	Opponent	Score	RPI	S	Opponent	Score	
												166	A	Drexel	48	65
												199	H	Davi dson	54	49
												208	H	Morehead St.	69	84
												209	H	Mt. St. Mary' s	62	69
												213	A	Del aware	45	69
												236	A	Furman	57	70
												244	A	Fl ori da	60	58
												257	A	Wofford	53	59

LAST 12 Division I GAMES:																
				213	A	Del aware	45	69				208	H	Morehead St.	69	84
				166	A	Drexel	48	65				244	A	Fl ori da	60	58
				236	A	Furman	57	70								
				209	H	Mt. St. Mary' s	62	69								
				257	A	Wofford	53	59								
				199	H	Davi dson	54	49								

Non-Div I Games: Converse 79 51 Pfeiffer 82 46 Warren Wilson 100 37

Gardner-Webb

Average RPI	Win:	248	WON-LOST	WINNING	LAST 10	STRENGTH OF	OPP. STRENGTH	TEAM	ADJ.	CONF.	ADJ CONF.
Average RPI	Loss:	128	RECORD	PCT. RANK	GAMES	SCHEDULE	OF SCHEDULE	RPI	RPI	RPI	RPI
DIV. I ONLY		8- 5		115	6-4	326	107	196	196	16	16
DIV. I NON-CONF.		8- 5		120	1- 0	325	106	196	196	18	18

TOTALS	RPI 1-25		RPI 26-50		W-L RECORDS	RPI 51-100		RPI 101-150		RPI 150+	
8- 5	0- 0		0- 1		OVERALL	0- 0		0- 2		8- 2	
5- 1	0- 0		0- 0		HOME	0- 0		0- 1		5- 0	
3- 4	0- 0		0- 1		AWAY	0- 0		0- 1		3- 2	
0- 0	0- 0		0- 0		NEUTRAL	0- 0		0- 0		0- 0	
8- 5	0- 0		0- 1		NON-CONFERENCE	0- 0		0- 2		8- 2	
5- 1	0- 0		0- 0		HOME	0- 0		0- 1		5- 0	
3- 4	0- 0		0- 1		AWAY	0- 0		0- 1		3- 2	
0- 0	0- 0		0- 0		NEUTRAL	0- 0		0- 0		0- 0	
0- 0	0- 0		0- 0		CONFERENCE	0- 0		0- 0		0- 0	
0- 0	0- 0		0- 0		HOME	0- 0		0- 0		0- 0	
0- 0	0- 0		0- 0		AWAY	0- 0		0- 0		0- 0	
0- 0	0- 0		0- 0		NEUTRAL	0- 0		0- 0		0- 0	

RPI 1-25				RPI 26-50				RPI 51-100				RPI 101+ Team's RPI: 196			
RPI	S	Opponent	Score	RPI	S	Opponent	Score	RPI	S	Opponent	Score	RPI	S	Opponent	Score
				32	A	Kansas	56 77					107	H	Houston	56 66
												118	A	Washington	52 81
												171	A	UMKC	91 84
												182	A	American	71 86
												183	A	Air Force	78 71
												203	A	Howard	59 73
												213	H	Delaware	72 46
												223	H	UMES	70 49
												242	A	Eastern Ky.	91 75
												284	H	Loyola Maryland	70 38
												328	H	Colgate	64 61
												338	H	Col. of Charleston	66 52
LAST 12 Division I GAMES:															
213	H	Delaware	72 46	338	H	Col. of Charleston	66 52	223	H	UMES	70 49				
118	A	Washington	52 81					107	H	Houston	56 66				
203	A	Howard	59 73					242	A	Eastern Ky.	91 75				
171	A	UMKC	91 84					182	A	American	71 86				
32	A	Kansas	56 77					183	A	Air Force	78 71				
328	H	Colgate	64 61												

Non-Div I Games:

George Mason

Average RPI Win:	182	WON-LOST	WINNING	LAST 10	STRENGTH OF	OPP. STRENGTH	TEAM	ADJ.	CONF.	ADJ CONF.
Average RPI Loss:	114	RECORD	PCT. RANK	GAMES	SCHEDULE	OF SCHEDULE	RPI	RPI	RPI	RPI
DIV. I ONLY	3- 10	278	2-8	41	158	221	221	16	16	
DIV. I NON-CONF.	3- 10	277	1- 0	40	157	220	220	18	18	

TOTALS	RPI 1-25	RPI 26-50	W-L RECORDS	RPI 51-100	RPI 101-150	RPI 150+				
3- 10	0- 1	0- 2	OVERALL	1- 2	0- 2	2- 3				
3- 4	0- 0	0- 2	HOME	1- 1	0- 0	2- 1				
0- 4	0- 0	0- 0	AWAY	0- 0	0- 2	0- 2				
0- 2	0- 1	0- 0	NEUTRAL	0- 1	0- 0	0- 0				
3- 10	0- 1	0- 2	NON-CONFERENCE	1- 2	0- 2	2- 3				
3- 4	0- 0	0- 2	HOME	1- 1	0- 0	2- 1				
0- 4	0- 0	0- 0	AWAY	0- 0	0- 2	0- 2				
0- 2	0- 1	0- 0	NEUTRAL	0- 1	0- 0	0- 0				
0- 0	0- 0	0- 0	CONFERENCE	0- 0	0- 0	0- 0				
0- 0	0- 0	0- 0	HOME	0- 0	0- 0	0- 0				
0- 0	0- 0	0- 0	AWAY	0- 0	0- 0	0- 0				
0- 0	0- 0	0- 0	NEUTRAL	0- 0	0- 0	0- 0				

RPI 1-25				RPI 26-50				RPI 51-100				RPI 101+ Team's RPI: 221			
RPI	S	Opponent	Score	RPI	S	Opponent	Score	RPI	S	Opponent	Score	RPI	S	Opponent	Score
7	N	NC State	61 69	28	H	Villanova	45 60	66	N	Georgia Tech	55 70	102	A	James Madison	37 50
				42	H	Maryland	30 69	92	H	Mercer	53 61	145	A	South Fla.	30 63
								96	H	Princeton	64 49	153	H	Towson	76 63
												167	A	William & Mary	59 73
												238	H	Monmouth	51 55
												254	A	Iona	43 52
												298	H	Memphis	51 38

LAST 12 Division I GAMES:															
28	H	Villanova	45 60	298	H	Memphis	51 38	167	A	William & Mary	59 73	92	H	Mercer	53 61
238	H	Monmouth	51 55	145	A	South Fla.	30 63	42	H	Maryland	30 69	153	H	Towson	76 63
153	H	Towson	76 63	7	N	NC State	61 69	66	N	Georgia Tech	55 70	254	A	Iona	43 52
7	N	NC State	61 69	96	H	Princeton	64 49								

Non-Div I Games:

George Washington

Average RPI	Win:	191	WON-LOST	WINNING	LAST 10	STRENGTH OF	OPP. STRENGTH	TEAM	ADJ.	CONF.	ADJ CONF.
Average RPI	Loss:	56	RECORD	PCT. RANK	GAMES	SCHEDULE	OF SCHEDULE	RPI	RPI	RPI	RPI
DIV. I ONLY		7- 6		152	4-6	40	121	106	106	4	4
DIV. I NON-CONF.		6- 5		145	0- 0	93	119	127	127	4	4
<hr/>											
TOTALS	RPI 1-25		RPI 26-50		W-L RECORDS	RPI 51-100		RPI 101-150		RPI 150+	
7- 6	0- 3		0- 0		OVERALL	1- 1		2- 2		4- 0	
5- 3	0- 2		0- 0		HOME	1- 0		2- 1		2- 0	
2- 1	0- 0		0- 0		AWAY	0- 0		0- 1		2- 0	
0- 2	0- 1		0- 0		NEUTRAL	0- 1		0- 0		0- 0	
6- 5	0- 2		0- 0		NON-CONFERENCE	1- 1		1- 2		4- 0	
4- 2	0- 1		0- 0		HOME	1- 0		1- 1		2- 0	
2- 1	0- 0		0- 0		AWAY	0- 0		0- 1		2- 0	
0- 2	0- 1		0- 0		NEUTRAL	0- 1		0- 0		0- 0	
1- 1	0- 1		0- 0		CONFERENCE	0- 0		1- 0		0- 0	
1- 1	0- 1		0- 0		HOME	0- 0		1- 0		0- 0	
0- 0	0- 0		0- 0		AWAY	0- 0		0- 0		0- 0	
0- 0	0- 0		0- 0		NEUTRAL	0- 0		0- 0		0- 0	

RPI 1-25				RPI 26-50				RPI 51-100				RPI 101+				Team's RPI: 106
RPI	S	Opponent	Score	RPI	S	Opponent	Score	RPI	S	Opponent	Score	RPI	S	Opponent	Score	
7	H	NC State	65 76					58	N	Buffalo	64 73	102	A	James Madison	57 69	
13	N	Baylor	46 67					91	H	Pittsburgh	70 41	110	H	Xavier	68 61	
17	H	Butler	50 59									114	H	Fordham	58 38	
												140	H	VCU	45 47	
												223	H	UMES	74 55	
												249	A	Rider	79 49	
												266	A	Richmond	73 53	
												284	H	Loyola Maryland	45 30	
<hr/>																
LAST 12 Division I GAMES:																
140	H	VCU	45 47	17	H	Butler	50 59									
114	H	Fordham	58 38	110	H	Xavier	68 61									
13	N	Baylor	46 67	249	A	Rider	79 49									
58	N	Buffalo	64 73	7	H	NC State	65 76									
91	H	Pittsburgh	70 41	284	H	Loyola Maryland	45 30									
102	A	James Madison	57 69	223	H	UMES	74 55									

Non-Div I Games:

Georgetown

Average RPI Win:	264	WON-LOST	WINNING	LAST 10	STRENGTH OF	OPP. STRENGTH	TEAM	ADJ.	CONF.	ADJ CONF.
Average RPI Loss:	43	RECORD	PCT. RANK	GAMES	SCHEDULE	OF SCHEDULE	RPI	RPI	RPI	RPI
DIV. I ONLY	9- 4	84	7-3	251	175	149	149	6	6	
DIV. I NON-CONF.	9- 4	85	1- 0	250	173	149	149	6	6	

TOTALS	RPI 1-25	RPI 26-50	W-L RECORDS	RPI 51-100	RPI 101-150	RPI 150+				
9- 4	0- 0	0- 3	OVERALL	1- 1	0- 0	8- 0				
8- 0	0- 0	0- 0	HOME	1- 0	0- 0	7- 0				
0- 3	0- 0	0- 2	AWAY	0- 1	0- 0	0- 0				
1- 1	0- 0	0- 1	NEUTRAL	0- 0	0- 0	1- 0				
9- 4	0- 0	0- 3	NON-CONFERENCE	1- 1	0- 0	8- 0				
8- 0	0- 0	0- 0	HOME	1- 0	0- 0	7- 0				
0- 3	0- 0	0- 2	AWAY	0- 1	0- 0	0- 0				
1- 1	0- 0	0- 1	NEUTRAL	0- 0	0- 0	1- 0				
0- 0	0- 0	0- 0	CONFERENCE	0- 0	0- 0	0- 0				
0- 0	0- 0	0- 0	HOME	0- 0	0- 0	0- 0				
0- 0	0- 0	0- 0	AWAY	0- 0	0- 0	0- 0				
0- 0	0- 0	0- 0	NEUTRAL	0- 0	0- 0	0- 0				

RPI	S	Opponent	Score	RPI	S	Opponent	Score	RPI	S	Opponent	Score	RPI	S	Opponent	Score	Team's RPI: 149
28	A	Villanova	56 62	66	A	Georgia Tech	53 63	227	H	Ga. Southern	81 38					
37	A	UCLA	69 80	92	H	Mercer	67 60	236	H	Furman	61 38					
42	N	Maryland	51 58					248	H	St. Bonaventure	67 40					
								261	H	Winthrop	85 39					
								305	H	Presbyterian	83 59					
								320	H	Lipscomb	77 45					
								332	N	Morgan St.	60 33					
								351	H	Charleston So.	83 75					

LAST 12 Division I GAMES:																
236	H	Furman	61 38	305	H	Presbyterian	83 59									
351	H	Charleston So.	83 75	227	H	Ga. Southern	81 38									
92	H	Mercer	67 60	320	H	Lipscomb	77 45									
42	N	Maryland	51 58	28	A	Villanova	56 62									
332	N	Morgan St.	60 33	37	A	UCLA	69 80									
66	A	Georgia Tech	53 63	261	H	Winthrop	85 39									

Non-Div I Games:

Georgia

Average RPI Win:	290	WON-LOST	WINNING	LAST 10	STRENGTH OF	OPP. STRENGTH	TEAM	ADJ.	CONF.	ADJ CONF.
Average RPI Loss:	85	RECORD	PCT. RANK	GAMES	SCHEDULE	OF SCHEDULE	RPI	RPI	RPI	RPI
DIV. I ONLY	6- 5	142	5-5	202	252	173	173	15	15	
DIV. I NON-CONF.	6- 5	145	0- 1	193	248	177	177	16	16	

TOTALS	RPI 1-25	RPI 26-50	W-L RECORDS	RPI 51-100	RPI 101-150	RPI 150+				
6- 5	0- 1	0- 0	OVERALL	0- 2	0- 1	6- 1				
4- 1	0- 0	0- 0	HOME	0- 1	0- 0	4- 0				
2- 4	0- 1	0- 0	AWAY	0- 1	0- 1	2- 1				
0- 0	0- 0	0- 0	NEUTRAL	0- 0	0- 0	0- 0				
6- 5	0- 1	0- 0	NON-CONFERENCE	0- 2	0- 1	6- 1				
4- 1	0- 0	0- 0	HOME	0- 1	0- 0	4- 0				
2- 4	0- 1	0- 0	AWAY	0- 1	0- 1	2- 1				
0- 0	0- 0	0- 0	NEUTRAL	0- 0	0- 0	0- 0				
0- 0	0- 0	0- 0	CONFERENCE	0- 0	0- 0	0- 0				
0- 0	0- 0	0- 0	HOME	0- 0	0- 0	0- 0				
0- 0	0- 0	0- 0	AWAY	0- 0	0- 0	0- 0				
0- 0	0- 0	0- 0	NEUTRAL	0- 0	0- 0	0- 0				

RPI 1-25				RPI 26-50				RPI 51-100				RPI 101+ Team's RPI: 173			
RPI	S	Opponent	Score	RPI	S	Opponent	Score	RPI	S	Opponent	Score	RPI	S	Opponent	Score
20	A	Florida St.	43 79					62	A	Middle Tenn.	54 69	111	A	Rice	49 66
								66	H	Georgia Tech	71 78	165	A	Jacksonville St.	56 61
												225	H	Bethune-Cookman	62 57
												251	H	Kennesaw St.	79 73
												273	H	UNC Greensboro	70 63
												314	A	Fla. Atlantic	75 59
												335	A	FIU	67 61
												342	H	N.C. Central	65 54

LAST 12 Division I GAMES:															
251	H	Kennesaw St.	79 73	20	A	Florida St.	43 79	225	H	Bethune-Cookman	62 57				
66	H	Georgia Tech	71 78	342	H	N.C. Central	65 54	165	A	Jacksonville St.	56 61				
62	A	Middle Tenn.	54 69	273	H	UNC Greensboro	70 63								
111	A	Rice	49 66												
335	A	FIU	67 61												
314	A	Fla. Atlantic	75 59												

Non-Div I Games:

Georgia St.

Average RPI	Win:	192	WON-LOST	WINNING	LAST 10	STRENGTH OF	OPP. STRENGTH	TEAM	ADJ.	CONF.	ADJ CONF.
Average RPI	Loss:	73	RECORD	PCT. RANK	GAMES	SCHEDULE	OF SCHEDULE	RPI	RPI	RPI	RPI
DIV. I ONLY		10- 3		57	8-2	203	60	66	66	1	1
DIV. I NON-CONF.		10- 3		60	1- 0	194	57	65	65	1	1

TOTALS	RPI 1-25		RPI 26-50		W-L RECORDS	RPI 51-100		RPI 101-150		RPI 150+	
10- 3	0- 0		0- 1		OVERALL	1- 1		2- 1		7- 0	
6- 0	0- 0		0- 0		HOME	0- 0		1- 0		5- 0	
1- 2	0- 0		0- 1		AWAY	0- 0		0- 1		1- 0	
3- 1	0- 0		0- 0		NEUTRAL	1- 1		1- 0		1- 0	
10- 3	0- 0		0- 1		NON-CONFERENCE	1- 1		2- 1		7- 0	
6- 0	0- 0		0- 0		HOME	0- 0		1- 0		5- 0	
1- 2	0- 0		0- 1		AWAY	0- 0		0- 1		1- 0	
3- 1	0- 0		0- 0		NEUTRAL	1- 1		1- 0		1- 0	
0- 0	0- 0		0- 0		CONFERENCE	0- 0		0- 0		0- 0	
0- 0	0- 0		0- 0		HOME	0- 0		0- 0		0- 0	
0- 0	0- 0		0- 0		AWAY	0- 0		0- 0		0- 0	
0- 0	0- 0		0- 0		NEUTRAL	0- 0		0- 0		0- 0	

RPI 1-25				RPI 26-50				RPI 51-100				Team's RPI : 66				RPI 101+			
RPI	S	Opponent	Score	RPI	S	Opponent	Score	RPI	S	Opponent	Score	RPI	S	Opponent	Score	RPI	S	Opponent	Score
				42	A	Maryland	54 67					69	N	Dayton	66 85	107	A	Houston	89 95
												89	N	Seton Hall	84 73	128	N	Idaho St.	74 51
																149	H	Georgia	63 53
																160	H	Appalachian St.	71 53
																173	A	Georgia St.	78 71
																193	H	Alabama St.	69 42
																221	N	George Washington	70 55
																251	H	Kennesaw St.	60 35
																257	H	Wofford	81 40
																303	H	Western Caro.	84 49
LAST 12 Division I GAMES:																			
				173	A	Georgia St.	78 71					257	H	Wofford	81 40				
				42	A	Maryland	54 67					69	N	Dayton	66 85				
				128	N	Idaho St.	74 51					89	N	Seton Hall	84 73				
				221	N	George Washington	70 55					251	H	Kennesaw St.	60 35				
				149	H	Georgia	63 53					193	H	Alabama St.	69 42				
				303	H	Western Caro.	84 49					160	H	Appalachian St.	71 53				

Non-Div I Games:

Georgia Tech

Average RPI	Win:	130	WON-LOST	WINNING	LAST 10	STRENGTH OF	OPP. STRENGTH	TEAM	ADJ.	CONF.	ADJ CONF.
Average RPI	Loss:	1	RECORD	PCT. RANK	GAMES	SCHEDULE	OF SCHEDULE	RPI	RPI	RPI	RPI
DIV. I ONLY		13- 1		8	9-1	92	4	9	9	7	7
DIV. I NON-CONF.		11- 1		14	1- 0	106	2	12	12	7	7

TOTALS	RPI 1-25		RPI 26-50		W-L RECORDS	RPI 51-100		RPI 101-150		RPI 150+	
13- 1	2- 1		0- 0		OVERALL	2- 0		4- 0		5- 0	
6- 0	1- 0		0- 0		HOME	2- 0		3- 0		0- 0	
5- 0	0- 0		0- 0		AWAY	0- 0		1- 0		4- 0	
2- 1	1- 1		0- 0		NEUTRAL	0- 0		0- 0		1- 0	
11- 1	2- 1		0- 0		NON-CONFERENCE	2- 0		3- 0		4- 0	
6- 0	1- 0		0- 0		HOME	2- 0		3- 0		0- 0	
3- 0	0- 0		0- 0		AWAY	0- 0		0- 0		3- 0	
2- 1	1- 1		0- 0		NEUTRAL	0- 0		0- 0		1- 0	
2- 0	0- 0		0- 0		CONFERENCE	0- 0		1- 0		1- 0	
0- 0	0- 0		0- 0		HOME	0- 0		0- 0		0- 0	
2- 0	0- 0		0- 0		AWAY	0- 0		1- 0		1- 0	
0- 0	0- 0		0- 0		NEUTRAL	0- 0		0- 0		0- 0	

RPI	S	Opponent	Score	RPI	S	Opponent	Score	RPI	S	Opponent	Score	RPI	S	Opponent	Score
1	N	Notre Dame	65 81					81	H	Montana	76 52	104	H	Washington St.	76 53
4	H	Stanford	79 73					97	H	Idaho	88 51	115	A	Loyol a Marymount	78 53
24	N	Rutgers	57 40									123	H	Colorado St.	50 39
												128	H	Idaho St.	70 51
												151	A	Missouri St.	70 67
												157	N	Western Ky.	76 55
												197	A	Pepperdi ne	79 54
												243	A	Eastern Wash.	63 51
												264	A	UNLV	70 59

LAST 12 Division I GAMES:															
151	A	Missouri St.	70 67	157	N	Western Ky.	76 55	24	N	Rutgers	57 40	197	A	Pepperdi ne	79 54
104	H	Washington St.	76 53									115	A	Loyol a Marymount	78 53
4	H	Stanford	79 73									97	H	Idaho	88 51
123	H	Colorado St.	50 39									128	H	Idaho St.	70 51
1	N	Notre Dame	65 81												
264	A	UNLV	70 59												

Non-Div I Games:

Gonzaga

Average RPI Win:	150	WON-LOST	WINNING	LAST 10	STRENGTH OF	OPP. STRENGTH	TEAM	ADJ.	CONF.	ADJ CONF.
Average RPI Loss:	115	RECORD	PCT. RANK	GAMES	SCHEDULE	OF SCHEDULE	RPI	RPI	RPI	RPI
DIV. I ONLY	3- 9	270	2-8	17	176	122	122	24	24	
DIV. I NON-CONF.	3- 9	269	0- 1	17	174	121	121	24	24	

TOTALS	RPI 1-25	RPI 26-50	W-L RECORDS	RPI 51-100	RPI 101-150	RPI 150+				
3- 9	1- 1	0- 2	OVERALL	0- 1	1- 3	1- 2				
1- 0	0- 0	0- 0	HOME	0- 0	0- 0	1- 0				
0- 8	0- 0	0- 2	AWAY	0- 1	0- 3	0- 2				
2- 1	1- 1	0- 0	NEUTRAL	0- 0	1- 0	0- 0				
3- 9	1- 1	0- 2	NON-CONFERENCE	0- 1	1- 3	1- 2				
1- 0	0- 0	0- 0	HOME	0- 0	0- 0	1- 0				
0- 8	0- 0	0- 2	AWAY	0- 1	0- 3	0- 2				
2- 1	1- 1	0- 0	NEUTRAL	0- 0	1- 0	0- 0				
0- 0	0- 0	0- 0	CONFERENCE	0- 0	0- 0	0- 0				
0- 0	0- 0	0- 0	HOME	0- 0	0- 0	0- 0				
0- 0	0- 0	0- 0	AWAY	0- 0	0- 0	0- 0				
0- 0	0- 0	0- 0	NEUTRAL	0- 0	0- 0	0- 0				

RPI 1-25				RPI 26-50				RPI 51-100				RPI 101+				Team's RPI: 122
RPI	S	Opponent	Score	RPI	S	Opponent	Score	RPI	S	Opponent	Score	RPI	S	Opponent	Score	
12	N	Indiana	65 62	31	A	Auburn	48 97	99	A	Alabama	55 73	101	A	Oklahoma St.	40 86	
15	N	South Dakota	53 67	32	A	Kansas	45 76					115	N	Loyola Marymount	62 61	
												119	A	UT Arlington	54 78	
												145	A	South Fla.	50 67	
												245	A	Wichita St.	61 70	
												252	A	Southern Miss.	47 68	
												323	H	McNeese	75 51	
LAST 12 Division I GAMES:																
245	A	Wichita St.	61 70	101	A	Oklahoma St.	40 86									
32	A	Kansas	45 76	115	N	Loyola Marymount	62 61									
99	A	Alabama	55 73	12	N	Indiana	65 62									
119	A	UT Arlington	54 78	15	N	South Dakota	53 67									
252	A	Southern Miss.	47 68	145	A	South Fla.	50 67									
323	H	McNeese	75 51	31	A	Auburn	48 97									

Non-Div I Games:

Grambling

Grand Canyon

Through Games Of Jan. 1, 2019

Average RPI Win:	321	WON-LOST	WINNING	LAST 10	STRENGTH OF	OPP. STRENGTH	TEAM	ADJ.	CONF.	ADJ CONF.
Average RPI Loss:	185	RECORD	PCT. RANK	GAMES	SCHEDULE	OF SCHEDULE	RPI	RPI	RPI	RPI
DIV. I ONLY	2- 8	293	2-8	319	234	341	341	30	30	
DIV. I NON-CONF.	2- 8	291	0- 1	319	228	342	342	30	30	

TOTALS	RPI 1-25	RPI 26-50	W-L RECORDS	RPI 51-100	RPI 101-150	RPI 150+				
2- 8	0- 0	0- 0	OVERALL	0- 1	0- 1	2- 6				
2- 3	0- 0	0- 0	HOME	0- 1	0- 0	2- 2				
0- 5	0- 0	0- 0	AWAY	0- 0	0- 1	0- 4				
0- 0	0- 0	0- 0	NEUTRAL	0- 0	0- 0	0- 0				
2- 8	0- 0	0- 0	NON-CONFERENCE	0- 1	0- 1	2- 6				
2- 3	0- 0	0- 0	HOME	0- 1	0- 0	2- 2				
0- 5	0- 0	0- 0	AWAY	0- 0	0- 1	0- 4				
0- 0	0- 0	0- 0	NEUTRAL	0- 0	0- 0	0- 0				
0- 0	0- 0	0- 0	CONFERENCE	0- 0	0- 0	0- 0				
0- 0	0- 0	0- 0	HOME	0- 0	0- 0	0- 0				
0- 0	0- 0	0- 0	AWAY	0- 0	0- 0	0- 0				
0- 0	0- 0	0- 0	NEUTRAL	0- 0	0- 0	0- 0				

RPI 1-25				RPI 26-50				RPI 51-100				RPI 101+				Team's RPI: 341
RPI	S	Opponent	Score	RPI	S	Opponent	Score	RPI	S	Opponent	Score	RPI	S	Opponent	Score	
								81	H	Montana	47 69	150	A	UNCW	55 77	
												172	H	Indiana St.	81 88	
												174	H	Portland St.	55 60	
												184	A	Santa Clara	55 75	
												191	A	East Carolina	47 59	
												234	A	Long Beach St.	50 57	
												292	H	Incarnate Word	74 63	
												293	A	UC Santa Barbara	55 66	
												349	H	LIU Brooklyn	65 62	
LAST 12 Division I GAMES:																
349	H	LIU Brooklyn	65 62	184	A	Santa Clara	55 75									
172	H	Indiana St.	81 88	234	A	Long Beach St.	50 57									
150	A	UNCW	55 77	174	H	Portland St.	55 60									
191	A	East Carolina	47 59	81	H	Montana	47 69									
292	H	Incarnate Word	74 63	293	A	UC Santa Barbara	55 66									

Non-Div I Games:

Grand Canyon

■ Loss,
 ■ Non-Conf,
 ■ S Site,
 ■ H Home
 ■ A Away
 N Neutral

Average RPI	Win:	98	WON-LOST	WINNING	LAST 10	STRENGTH OF	OPP. STRENGTH	TEAM	ADJ.	CONF.	ADJ CONF.
Average RPI	Loss:	38	RECORD	PCT. RANK	GAMES	SCHEDULE	OF SCHEDULE	RPI	RPI	RPI	RPI
DIV. I ONLY		5- 5		164	6-4	16	12	29	29	17	17
DIV. I NON-CONF.		4- 5		189	0- 0	9	8	37	37	15	15

TOTALS	RPI 1-25		RPI 26-50		W-L RECORDS	RPI 51-100		RPI 101-150		RPI 150+	
5- 5	0- 2		1- 2		OVERALL	2- 1		1- 0		1- 0	
3- 1	0- 0		0- 0		HOME	2- 1		1- 0		0- 0	
2- 4	0- 2		1- 2		AWAY	0- 0		0- 0		1- 0	
0- 0	0- 0		0- 0		NEUTRAL	0- 0		0- 0		0- 0	
4- 5	0- 2		1- 2		NON-CONFERENCE	2- 1		1- 0		0- 0	
3- 1	0- 0		0- 0		HOME	2- 1		1- 0		0- 0	
1- 4	0- 2		1- 2		AWAY	0- 0		0- 0		0- 0	
0- 0	0- 0		0- 0		NEUTRAL	0- 0		0- 0		0- 0	
1- 0	0- 0		0- 0		CONFERENCE	0- 0		0- 0		1- 0	
0- 0	0- 0		0- 0		HOME	0- 0		0- 0		0- 0	
1- 0	0- 0		0- 0		AWAY	0- 0		0- 0		1- 0	
0- 0	0- 0		0- 0		NEUTRAL	0- 0		0- 0		0- 0	

RPI 1-25				RPI 26-50				Team's RPI: 29				RPI 51-100				RPI 101+			
RPI	S	Opponent	Score	RPI	S	Opponent	Score	RPI	S	Opponent	Score	RPI	S	Opponent	Score	RPI	S	Opponent	Score
15	A	South Dakota	49 55	33	A	South Dakota St.	47 77	56	H	Maine	70 39	130	H	Wisconsin	55 46				
16	A	Marquette	54 80	49	A	DePaul	64 73	69	H	Dayton	51 35	187	A	Milwaukee	76 62				
				50	A	Missouri	56 49	75	H	Northwestern	55 57								
LAST 12 Division I GAMES:																			
187	A	Milwaukee	76 62	16	A	Marquette	54 80	130	H	Wisconsin	55 46	15	A	South Dakota	49 55				
50	A	Missouri	56 49	33	A	South Dakota St.	47 77	69	H	Dayton	51 35	69	H	Dayton	51 35				
49	A	DePaul	64 73	56	H	Maine	70 39	56	H	Maine	70 39	56	H	Maine	70 39				
75	H	Northwestern	55 57																

Non-Div I Games: Wisconsin-Parkside 81 32

Green Bay

Average RPI	Win:	210	WON-LOST	WINNING	LAST 10	STRENGTH OF	OPP. STRENGTH	TEAM	ADJ.	CONF.	ADJ CONF.
Average RPI	Loss:	137	RECORD	PCT. RANK	GAMES	SCHEDULE	OF SCHEDULE	RPI	RPI	RPI	RPI
DIV. I ONLY		3- 6		243	4-6	211	112	256	256	29	29
DIV. I NON-CONF.		3- 6		241	0- 1	202	114	254	254	29	29
<hr/>											
TOTALS	RPI 1-25		RPI 26-50		W-L RECORDS	RPI 51-100		RPI 101-150		RPI 150+	
3- 6	0- 1		0- 0		OVERALL	0- 1		1- 1		2- 3	
2- 2	0- 0		0- 0		HOME	0- 0		1- 1		1- 1	
1- 2	0- 1		0- 0		AWAY	0- 0		0- 0		1- 1	
0- 2	0- 0		0- 0		NEUTRAL	0- 1		0- 0		0- 1	
3- 6	0- 1		0- 0		NON-CONFERENCE	0- 1		1- 1		2- 3	
2- 2	0- 0		0- 0		HOME	0- 0		1- 1		1- 1	
1- 2	0- 1		0- 0		AWAY	0- 0		0- 0		1- 1	
0- 2	0- 0		0- 0		NEUTRAL	0- 1		0- 0		0- 1	
0- 0	0- 0		0- 0		CONFERENCE	0- 0		0- 0		0- 0	
0- 0	0- 0		0- 0		HOME	0- 0		0- 0		0- 0	
0- 0	0- 0		0- 0		AWAY	0- 0		0- 0		0- 0	
0- 0	0- 0		0- 0		NEUTRAL	0- 0		0- 0		0- 0	

RPI 1-25				RPI 26-50				RPI 51-100				RPI 101+ Team's RPI: 256			
RPI	S	Opponent	Score	RPI	S	Opponent	Score	RPI	S	Opponent	Score	RPI	S	Opponent	Score
7	A	NC State	51 83					57	N	SFA	68 70	102	H	James Madison	72 65
												121	H	Chattanooga	50 58
												205	A	Cornell	53 79
												214	H	Samford	64 57
												215	N	Sacramento St.	61 65
												219	H	Elon	62 77
												314	A	Fla. Atlantic	72 68
<hr/>															
LAST 12 Division I GAMES:															
215	N	Sacramento St.	61 65	7	A	NC State	51 83	219	H	Elon	62 77				
205	A	Cornell	53 79					214	H	Samford	64 57				
57	N	SFA	68 70					102	H	James Madison	72 65				
								121	H	Chattanooga	50 58				
								314	A	Fla. Atlantic	72 68				

Non-Div I Games: Mid-Atlantic Christ.115 48

Hampton

Average RPI	Win: 231	WON-LOST	WINNING	LAST 10	STRENGTH OF	OPP. STRENGTH	TEAM	ADJ.	CONF.	ADJ CONF.
Average RPI	Loss: 48	RECORD	PCT. RANK	GAMES	SCHEDULE	OF SCHEDULE	RPI	RPI	RPI	RPI
DIV. I ONLY	7- 7	164	6-4	69	131	112	112	25	25	
DIV. I NON-CONF.	7- 7	162	0- 1	71	128	112	112	25	25	

TOTALS	RPI 1-25	RPI 26-50	W-L RECORDS	RPI 51-100	RPI 101-150	RPI 150+				
7- 7	0- 2	0- 3	OVERALL	1- 1	1- 1	5- 0				
4- 2	0- 1	0- 0	HOME	1- 1	0- 0	3- 0				
3- 3	0- 0	0- 3	AWAY	0- 0	1- 0	2- 0				
0- 2	0- 1	0- 0	NEUTRAL	0- 0	0- 1	0- 0				
7- 7	0- 2	0- 3	NON-CONFERENCE	1- 1	1- 1	5- 0				
4- 2	0- 1	0- 0	HOME	1- 1	0- 0	3- 0				
3- 3	0- 0	0- 3	AWAY	0- 0	1- 0	2- 0				
0- 2	0- 1	0- 0	NEUTRAL	0- 0	0- 1	0- 0				
0- 0	0- 0	0- 0	CONFERENCE	0- 0	0- 0	0- 0				
0- 0	0- 0	0- 0	HOME	0- 0	0- 0	0- 0				
0- 0	0- 0	0- 0	AWAY	0- 0	0- 0	0- 0				
0- 0	0- 0	0- 0	NEUTRAL	0- 0	0- 0	0- 0				

RPI 1-25				RPI 26-50				RPI 51-100				RPI 101+ Team's RPI: 112			
RPI	S	Opponent	Score	RPI	S	Opponent	Score	RPI	S	Opponent	Score	RPI	S	Opponent	Score
8	N	Louisville	69 86	27	A	New Mexico	65 72	86	H	Harvard	73 60	117	N	Southern Ill.	50 72
21	H	Michigan St.	66 74	28	A	Villanova	41 59	96	H	Princeton	38 75	148	A	Rhode Island	65 51
				38	A	Miami (FL)	62 75					167	H	William & Mary	50 45
												262	A	Central Conn. St.	54 52
												286	H	Bryant	67 57
												332	H	Morgan St.	80 59
												334	A	NJIT	84 53
LAST 12 Division I GAMES:															
27	A	New Mexico	65 72	148	A	Rhode Island	65 51								
38	A	Miami (FL)	62 75	286	H	Bryant	67 57								
334	A	NJIT	84 53	167	H	William & Mary	50 45								
262	A	Central Conn. St.	54 52	8	N	Louisville	69 86								
96	H	Princeton	38 75	117	N	Southern Ill.	50 72								
21	H	Michigan St.	66 74	86	H	Harvard	73 60								

Non-Div I Games:

Hartford

Average RPI Win:	175	WON-LOST	WINNING	LAST 10	STRENGTH OF	OPP. STRENGTH	TEAM	ADJ.	CONF.	ADJ CONF.
Average RPI Loss:	56	RECORD	PCT. RANK	GAMES	SCHEDULE	OF SCHEDULE	RPI	RPI	RPI	RPI
DIV. I ONLY	7- 6	152	6-4	111	7	86	86	12	12	
DIV. I NON-CONF.	7- 6	155	1- 0	109	9	81	81	12	12	

TOTALS	RPI 1-25	RPI 26-50	W-L RECORDS	RPI 51-100	RPI 101-150	RPI 150+				
7- 6	1- 2	0- 0	OVERALL	0- 3	2- 1	4- 0				
2- 3	0- 1	0- 0	HOME	0- 2	0- 0	2- 0				
4- 3	1- 1	0- 0	AWAY	0- 1	2- 1	1- 0				
1- 0	0- 0	0- 0	NEUTRAL	0- 0	0- 0	1- 0				
7- 6	1- 2	0- 0	NON-CONFERENCE	0- 3	2- 1	4- 0				
2- 3	0- 1	0- 0	HOME	0- 2	0- 0	2- 0				
4- 3	1- 1	0- 0	AWAY	0- 1	2- 1	1- 0				
1- 0	0- 0	0- 0	NEUTRAL	0- 0	0- 0	1- 0				
0- 0	0- 0	0- 0	CONFERENCE	0- 0	0- 0	0- 0				
0- 0	0- 0	0- 0	HOME	0- 0	0- 0	0- 0				
0- 0	0- 0	0- 0	AWAY	0- 0	0- 0	0- 0				
0- 0	0- 0	0- 0	NEUTRAL	0- 0	0- 0	0- 0				

RPI	S	Opponent	Score	RPI	S	Opponent	Score	RPI	S	Opponent	Score	RPI	S	Opponent	Score
1	A	Notre Dame	58 103					56	H	Maine	60 67	112	A	Hartford	60 73
14	A	California	85 79					71	H	Quinnipiac	67 72	135	A	CSUN	75 55
24	H	Rutgers	49 60					73	A	Purdue	65 66	148	A	Rhode Island	80 47
												165	N	Jacksonville St.	69 62
												198	H	Boston U.	67 47
												269	H	La Salle	88 43
												294	A	Siena	73 54

LAST 12 Division I GAMES:															
135	A	CSUN	75 55	71	H	Quinnipiac	67 72	165	N	Jacksonville St.	69 62	112	A	Hartford	60 73
14	A	California	85 79					294	A	Siena	73 54	269	H	La Salle	88 43
148	A	Rhode Island	80 47					73	A	Purdue	65 66				
198	H	Boston U.	67 47												
24	H	Rutgers	49 60												
56	H	Maine	60 67												

Non-Div I Games:

Harvard

Average RPI Win: 226
Average RPI Loss: 147

WON-LOST
RECORD

WINNING
PCT. RANK

LAST 10
GAMES

STRENGTH OF
SCHEDULE

OPP. STRENGTH
OF SCHEDULE

TEAM
RPI

ADJ.
RPI

CONF.
RPI

ADJ CONF.
RPI

DIV. I ONLY	3- 9	270	4-6	209	127	281	281	21	21
DIV. I NON-CONF.	3- 9	269	0- 1	200	124	283	283	21	21
<hr/>									
TOTALS	RPI 1-25	RPI 26-50	W-L RECORDS	RPI 51-100	RPI 101-150	RPI 150+			
3- 9	0- 1	0- 0	OVERALL	1- 1	0- 2	2- 5			
2- 5	0- 1	0- 0	HOME	1- 0	0- 2	1- 2			
1- 3	0- 0	0- 0	AWAY	0- 0	0- 0	1- 3			
0- 1	0- 0	0- 0	NEUTRAL	0- 1	0- 0	0- 0			
3- 9	0- 1	0- 0	NON-CONFERENCE	1- 1	0- 2	2- 5			
2- 5	0- 1	0- 0	HOME	1- 0	0- 2	1- 2			
1- 3	0- 0	0- 0	AWAY	0- 0	0- 0	1- 3			
0- 1	0- 0	0- 0	NEUTRAL	0- 1	0- 0	0- 0			
0- 0	0- 0	0- 0	CONFERENCE	0- 0	0- 0	0- 0			
0- 0	0- 0	0- 0	HOME	0- 0	0- 0	0- 0			
0- 0	0- 0	0- 0	AWAY	0- 0	0- 0	0- 0			
0- 0	0- 0	0- 0	NEUTRAL	0- 0	0- 0	0- 0			

RPI 1-25				RPI 26-50				RPI 51-100				RPI 101+				Team's RPI: 281
RPI	S	Opponent	Score	RPI	S	Opponent	Score	RPI	S	Opponent	Score	RPI	S	Opponent	Score	
4	H	Stanford	59 81					55	N	Utah	48 73	127	H	FGCU	67 73	
								97	H	Idaho	69 61	139	H	Portland	65 72	
												182	H	Ameri can	57 69	
												185	A	San Di ego	50 58	
												197	H	Pepperdi ne	64 65	
												210	A	San Di ego St.	57 58	
												228	A	Nevada	78 79	
												264	A	UNLV	66 61	
												317	H	Seattle U	67 51	
<hr/>																
LAST 12 Division I GAMES:																
				55	N	Utah	48 73	182	H	Ameri can	57 69					
				228	A	Nevada	78 79	317	H	Seattle U	67 51					
				264	A	UNLV	66 61	139	H	Portland	65 72					
				97	H	Idaho	69 61	185	A	San Di ego	50 58					
				4	H	Stanford	59 81	210	A	San Di ego St.	57 58					
				127	H	FGCU	67 73	197	H	Pepperdi ne	64 65					

Non-Div I Games: Hawai i Paci fi c 66 51

Hawai i

Average RPI Win:	270	WON-LOST	WINNING	LAST 10	STRENGTH OF	OPP. STRENGTH	TEAM	ADJ.	CONF.	ADJ CONF.
Average RPI Loss:	112	RECORD	PCT. RANK	GAMES	SCHEDULE	OF SCHEDULE	RPI	RPI	RPI	RPI
DIV. I ONLY	5- 4	138	6-4	260	202	180	180	29	29	
DIV. I NON-CONF.	5- 4	140	1- 0	258	198	183	183	29	29	

TOTALS	RPI 1-25	RPI 26-50	W-L RECORDS	RPI 51-100	RPI 101-150	RPI 150+				
5- 4	0- 1	0- 0	OVERALL	0- 1	0- 1	5- 1				
4- 0	0- 0	0- 0	HOME	0- 0	0- 0	4- 0				
1- 4	0- 1	0- 0	AWAY	0- 1	0- 1	1- 1				
0- 0	0- 0	0- 0	NEUTRAL	0- 0	0- 0	0- 0				
5- 4	0- 1	0- 0	NON-CONFERENCE	0- 1	0- 1	5- 1				
4- 0	0- 0	0- 0	HOME	0- 0	0- 0	4- 0				
1- 4	0- 1	0- 0	AWAY	0- 1	0- 1	1- 1				
0- 0	0- 0	0- 0	NEUTRAL	0- 0	0- 0	0- 0				
0- 0	0- 0	0- 0	CONFERENCE	0- 0	0- 0	0- 0				
0- 0	0- 0	0- 0	HOME	0- 0	0- 0	0- 0				
0- 0	0- 0	0- 0	AWAY	0- 0	0- 0	0- 0				
0- 0	0- 0	0- 0	NEUTRAL	0- 0	0- 0	0- 0				

RPI 1-25				RPI 26-50				RPI 51-100				RPI 101+				Team's RPI: 180	
RPI	S	Opponent	Score	RPI	S	Opponent	Score	RPI	S	Opponent	Score	RPI	S	Opponent	Score		
23	A	Kentucky	49 71					95	A	Clemson	64 83	131	A	Miami (OH)	55 68		
												182	H	American	66 61		
												199	A	Davidson	62 71		
												272	A	ETSU	73 65		
												273	H	UNC Greensboro	82 75		
												279	H	Norfolk St.	83 51		
												342	H	N. C. Central	80 69		
LAST 12 Division I GAMES:																	
272	A	ETSU	73 65	131	A	Miami (OH)	55 68										
182	H	American	66 61	23	A	Kentucky	49 71										
279	H	Norfolk St.	83 51	342	H	N. C. Central	80 69										
95	A	Clemson	64 83														
273	H	UNC Greensboro	82 75														
199	A	Davidson	62 71														

Non-Div I Games: Greensboro 102 50 Mars Hill 86 36

High Point

H
o
f
s
t
r
a

Hofstra				Through Games Of Jan. 1, 2019							
Average RPI	Win:	269	WON-LOST	WINNING	LAST 10	STRENGTH OF	OPP. STRENGTH	TEAM	ADJ.	CONF.	ADJ CONF.
Average RPI	Loss:	169	RECORD	PCT. RANK	GAMES	SCHEDULE	OF SCHEDULE	RPI	RPI	RPI	RPI
DIV. I ONLY			5- 6	181	5-5	278	243	237	237	13	13
DIV. I NON-CONF.			5- 6	176	0- 0	276	238	236	236	13	13

TOTALS		RPI 1-25	RPI 26-50		W-L RECORDS		RPI 51-100	RPI 101-150		RPI 150+	
5- 6	0- 0		0- 0		OVERALL		0- 3	0- 0		5- 3	
1- 2	0- 0		0- 0		HOME		0- 0	0- 0		1- 2	
3- 2	0- 0		0- 0		AWAY		0- 1	0- 0		3- 1	
1- 2	0- 0		0- 0		NEUTRAL		0- 2	0- 0		1- 0	
5- 6	0- 0		0- 0		NON-CONFERENCE		0- 3	0- 0		5- 3	
1- 2	0- 0		0- 0		HOME		0- 0	0- 0		1- 2	
3- 2	0- 0		0- 0		AWAY		0- 1	0- 0		3- 1	
1- 2	0- 0		0- 0		NEUTRAL		0- 2	0- 0		1- 0	
0- 0	0- 0		0- 0		CONFERENCE		0- 0	0- 0		0- 0	
0- 0	0- 0		0- 0		HOME		0- 0	0- 0		0- 0	
0- 0	0- 0		0- 0		AWAY		0- 0	0- 0		0- 0	
0- 0	0- 0		0- 0		NEUTRAL		0- 0	0- 0		0- 0	

RPI 1-25				RPI 26-50				RPI 51-100				RPI 101+ Team's RPI: 237			
RPI	S	Opponent	Score	RPI	S	Opponent	Score	RPI	S	Opponent	Score	RPI	S	Opponent	Score
								85	N	Wright St.	64 93	201	A	Holy Cross	66 72
								94	N	Marist	57 71	224	H	Sacred Heart	64 70
								98	A	Stony Brook	49 77	239	N	Stetson	53 50
												248	A	St. Bonaventure	67 59
												254	H	Iona	74 49
												294	A	Si ena	57 50
												308	A	UMBC	45 42
												311	H	Col umbi a	63 65

LAST 12 Division I GAMES:															
224	H	Sacred Heart	64 70	294	A	Si ena	57 50	308	A	UMBC	45 42	201	A	Hol y Cross	66 72
239	N	Stetson	53 50	85	N	Wright St.	64 93	311	H	Col umbi a	63 65	254	H	Iona	74 49
94	N	Marist	57 71	248	A	St. Bonaventure	67 59								
85	N	Wright St.	64 93	98	A	Stony Brook	49 77								

Non-Div I Games: Wilmington (DE) 77 56

Hofstra

H
o
f
s
t
r
a

Average RPI	Win:	266	WON-LOST	WINNING	LAST 10	STRENGTH OF	OPP. STRENGTH	TEAM	ADJ.	CONF.	ADJ CONF.
Average RPI	Loss:	222	RECORD	PCT. RANK	GAMES	SCHEDULE	OF SCHEDULE	RPI	RPI	RPI	RPI
DIV. I ONLY		8- 3		71	7-3	334	256	201	201	26	26
DIV. I NON-CONF.		8- 3		72	1- 0	331	251	201	201	26	26
<hr/>											
TOTALS	RPI 1-25		RPI 26-50		W-L RECORDS	RPI 51-100		RPI 101-150		RPI 150+	
8- 3	0- 0		0- 0		OVERALL	0- 1		1- 0		7- 2	
5- 1	0- 0		0- 0		HOME	0- 0		1- 0		4- 1	
3- 2	0- 0		0- 0		AWAY	0- 1		0- 0		3- 1	
0- 0	0- 0		0- 0		NEUTRAL	0- 0		0- 0		0- 0	
8- 3	0- 0		0- 0		NON-CONFERENCE	0- 1		1- 0		7- 2	
5- 1	0- 0		0- 0		HOME	0- 0		1- 0		4- 1	
3- 2	0- 0		0- 0		AWAY	0- 1		0- 0		3- 1	
0- 0	0- 0		0- 0		NEUTRAL	0- 0		0- 0		0- 0	
0- 0	0- 0		0- 0		CONFERENCE	0- 0		0- 0		0- 0	
0- 0	0- 0		0- 0		HOME	0- 0		0- 0		0- 0	
0- 0	0- 0		0- 0		AWAY	0- 0		0- 0		0- 0	
0- 0	0- 0		0- 0		NEUTRAL	0- 0		0- 0		0- 0	

RPI 1-25				RPI 26-50				RPI 51-100				RPI 101+				Team's RPI: 201
RPI	S	Opponent	Score	RPI	S	Opponent	Score	RPI	S	Opponent	Score	RPI	S	Opponent	Score	
								87	A	Boston College	63	89				
												148	H	Rhode Island	73	65
												237	H	Hofstra	72	66
												249	H	Rider	71	61
												265	H	Brown	85	89
												283	H	UMass Lowell	63	54
												286	A	Bryant	81	62
												290	A	Vermont	65	40
												300	A	Albany (NY)	56	50
												315	A	New Hampshire	62	74
												336	H	Manhattan	61	53
<hr/>																
LAST 12 Division I GAMES:																
283	H	UMass Lowell	63	54	286	A	Bryant	81	62							
290	A	Vermont	65	40	336	H	Manhattan	61	53							
300	A	Albany (NY)	56	50	315	A	New Hampshire	62	74							
148	H	Rhode Island	73	65	237	H	Hofstra	72	66							
265	H	Brown	85	89	249	H	Rider	71	61							
87	A	Boston College	63	89												

Non-Div I Games:

Holy Cross

Average RPI	Win:	232	WON-LOST	WINNING	LAST 10	STRENGTH OF	OPP. STRENGTH	TEAM	ADJ.	CONF.	ADJ CONF.
Average RPI	Loss:	83	RECORD	PCT. RANK	GAMES	SCHEDULE	OF SCHEDULE	RPI	RPI	RPI	RPI
DIV. I ONLY		6- 7		176	5-5	51	187	107	107	8	8
DIV. I NON-CONF.		6- 7		171	1- 0	52	184	104	104	8	8

TOTALS	RPI 1-25		RPI 26-50		W-L RECORDS	RPI 51-100		RPI 101-150		RPI 150+	
6- 7	0- 1		0- 2		OVERALL	1- 1		0- 2		5- 1	
1- 4	0- 0		0- 2		HOME	1- 1		0- 1		0- 0	
5- 3	0- 1		0- 0		AWAY	0- 0		0- 1		5- 1	
0- 0	0- 0		0- 0		NEUTRAL	0- 0		0- 0		0- 0	
6- 7	0- 1		0- 2		NON-CONFERENCE	1- 1		0- 2		5- 1	
1- 4	0- 0		0- 2		HOME	1- 1		0- 1		0- 0	
5- 3	0- 1		0- 0		AWAY	0- 0		0- 1		5- 1	
0- 0	0- 0		0- 0		NEUTRAL	0- 0		0- 0		0- 0	
0- 0	0- 0		0- 0		CONFERENCE	0- 0		0- 0		0- 0	
0- 0	0- 0		0- 0		HOME	0- 0		0- 0		0- 0	
0- 0	0- 0		0- 0		AWAY	0- 0		0- 0		0- 0	
0- 0	0- 0		0- 0		NEUTRAL	0- 0		0- 0		0- 0	

RPI 1-25				RPI 26-50				RPI 51-100				RPI 101+ Team's RPI: 107			
RPI	S	Opponent	Score	RPI	S	Opponent	Score	RPI	S	Opponent	Score	RPI	S	Opponent	Score
14	A	Cal i forni a	79 80	27	H	New Mexi co	84 89	66	H	Georgi a Tech	95 89	119	H	UT Arl ington	61 65
				41	H	Texas A&M	52 68	87	H	Boston Col lege	57 64	127	A	FGCU	71 76
												164	A	Loui si ana Tech	88 100
												196	A	George Mason	66 56
												252	A	Southern Mi ss.	61 44
												272	A	ETSU	84 77
												292	A	Incarnate Word	79 60
												311	A	Col umbi a	83 72
LAST 12 Division I GAMES:															
127	A	FGCU	71 76	252	A	Southern Mi ss.	61 44								
27	H	New Mexico	84 89	196	A	George Mason	66 56								
311	A	Col umbi a	83 72	119	H	UT Arlington	61 65								
87	H	Boston College	57 64	41	H	Texas A&M	52 68								
292	A	Incarnate Word	79 60	272	A	ETSU	84 77								
164	A	Louisiana Tech	88 100	66	H	Georgia Tech	95 89								

Non-Div I Games:

Houston

Average RPI Win: 318

WON-LOST

WINNING

LAST 10

STRENGTH OF

OPP. STRENGTH

TEAM

ADJ.

CONF.

ADJ CONF.

Average RPI Loss: 177

RECORD

PCT. RANK

GAMES

SCHEDULE

OF SCHEDULE

RPI

RPI

RPI

RPI

DIV. I ONLY

1- 5

310

5-5

75

344

275

275

22

22

DIV. I NON-CONF.

1- 5

310

0- 0

76

343

277

277

22

22

TOTALS

RPI 1-25

RPI 26-50

W-L RECORDS

RPI 51-100

RPI 101-150

RPI 150+

1- 5

0- 0

0- 0

OVERALL

0- 0

0- 2

1- 3

1- 1

0- 0

0- 0

HOME

0- 0

0- 1

1- 0

0- 4

0- 0

0- 0

AWAY

0- 0

0- 1

0- 3

0- 0

0- 0

0- 0

NEUTRAL

0- 0

0- 0

0- 0

1- 5

0- 0

0- 0

NON-CONFERENCE

0- 0

0- 2

1- 3

1- 1

0- 0

0- 0

HOME

0- 0

0- 1

1- 0

0- 4

0- 0

0- 0

AWAY

0- 0

0- 1

0- 3

0- 0

0- 0

0- 0

NEUTRAL

0- 0

0- 0

0- 0

0- 0

0- 0

0- 0

CONFERENCE

0- 0

0- 0

0- 0

0- 0

0- 0

0- 0

HOME

0- 0

0- 0

0- 0

0- 0

0- 0

0- 0

AWAY

0- 0

0- 0

0- 0

0- 0

0- 0

0- 0

NEUTRAL

0- 0

0- 0

0- 0

RPI 1-25

RPI 26-50

RPI 51-100

RPI 101+

Team's RPI: 275

RPI S Opponent Score

RPI S Opponent Score

RPI S Opponent Score

RPI S Opponent Score

101	A	Oklahoma St.	44	77
120	H	Oral Roberts	56	74
158	A	Texas Tech	76	82
245	A	Wichita St.	50	68
259	A	North Texas	75	100
318	H	La. -Monroe	68	60

LAST 12 Division I GAMES:

245	A	Wichita St.	50	68	318	H	La. -Monroe	68	60
					120	H	Oral Roberts	56	74
					101	A	Oklahoma St.	44	77
					259	A	North Texas	75	100
					158	A	Texas Tech	76	82

Non-Div I Games:

Howard Payne

93 60

Tex. A&M Int'l

81 48

McMurry

92 41

Southwest (NM)

100 57

Houston Baptist

Loss, Non-Conf, S Site, H Home A Away N Neutral

Average RPI Win:	277	WON-LOST	WINNING	LAST 10	STRENGTH OF	OPP. STRENGTH	TEAM	ADJ.	CONF.	ADJ CONF.
Average RPI Loss:	168	RECORD	PCT. RANK	GAMES	SCHEDULE	OF SCHEDULE	RPI	RPI	RPI	RPI
DIV. I ONLY	7- 6	152	5-5	289	268	203	203	32	32	
DIV. I NON-CONF.	7- 6	155	0- 1	287	266	203	203	32	32	

TOTALS	RPI 1-25	RPI 26-50	W-L RECORDS	RPI 51-100	RPI 101-150	RPI 150+				
7- 6	0- 0	0- 1	OVERALL	0- 1	0- 1	7- 3				
2- 2	0- 0	0- 0	HOME	0- 1	0- 0	2- 1				
5- 4	0- 0	0- 1	AWAY	0- 0	0- 1	5- 2				
0- 0	0- 0	0- 0	NEUTRAL	0- 0	0- 0	0- 0				
7- 6	0- 0	0- 1	NON-CONFERENCE	0- 1	0- 1	7- 3				
2- 2	0- 0	0- 0	HOME	0- 1	0- 0	2- 1				
5- 4	0- 0	0- 1	AWAY	0- 0	0- 1	5- 2				
0- 0	0- 0	0- 0	NEUTRAL	0- 0	0- 0	0- 0				
0- 0	0- 0	0- 0	CONFERENCE	0- 0	0- 0	0- 0				
0- 0	0- 0	0- 0	HOME	0- 0	0- 0	0- 0				
0- 0	0- 0	0- 0	AWAY	0- 0	0- 0	0- 0				
0- 0	0- 0	0- 0	NEUTRAL	0- 0	0- 0	0- 0				

Howard

Howard

RPI	S	Opponent	Score	RPI	S	Opponent	Score	RPI	S	Opponent	Score	RPI	S	Opponent	Score	Team's RPI: 203
45	A	North Carolina	63 85	92	H	Mercer	70 85	142	A	Cincinnati	51 85	167	A	William & Mary	75 88	
								192	A	Campbell	69 64	196	H	George Mason	73 59	
								266	A	Richmond	60 67	268	A	Niagara	68 61	
								269	A	La Salle	57 54	294	H	Siena	81 86	
								334	H	NJIT	77 57	335	A	FIU	89 62	
								347	A	Fairleigh Dickinson	79 58					

LAST 12 Division I GAMES:																
45	A	North Carolina	63 85	266	A	Richmond	60 67	268	A	Niagara	68 61	196	H	George Mason	73 59	
142	A	Cincinnati	51 85	347	A	Fairleigh Dickinson	79 58	294	H	Siena	81 86	334	H	NJIT	77 57	
92	H	Mercer	70 85	167	A	William & Mary	75 88									
335	A	FIU	89 62													
192	A	Campbell	69 64													
334	H	NJIT	77 57													

Non-Div I Games:

Howard

Average RPI Win:	210	WON-LOST	WINNING	LAST 10	STRENGTH OF	OPP. STRENGTH	TEAM	ADJ.	CONF.	ADJ CONF.
Average RPI Loss:	80	RECORD	PCT. RANK	GAMES	SCHEDULE	OF SCHEDULE	RPI	RPI	RPI	RPI
DIV. I ONLY	6- 6	164	4-6	53	194	105	105	17	17	
DIV. I NON-CONF.	5- 5	162	0- 0	30	196	59	59	15	15	

TOTALS	RPI 1-25	RPI 26-50	W-L RECORDS	RPI 51-100	RPI 101-150	RPI 150+				
6- 6	0- 1	0- 0	OVERALL	1- 3	1- 2	4- 0				
2- 3	0- 0	0- 0	HOME	1- 3	0- 0	1- 0				
3- 3	0- 1	0- 0	AWAY	0- 0	0- 2	3- 0				
1- 0	0- 0	0- 0	NEUTRAL	0- 0	1- 0	0- 0				
5- 5	0- 1	0- 0	NON-CONFERENCE	1- 2	1- 2	3- 0				
1- 2	0- 0	0- 0	HOME	1- 2	0- 0	0- 0				
3- 3	0- 1	0- 0	AWAY	0- 0	0- 2	3- 0				
1- 0	0- 0	0- 0	NEUTRAL	0- 0	1- 0	0- 0				
1- 1	0- 0	0- 0	CONFERENCE	0- 1	0- 0	1- 0				
1- 1	0- 0	0- 0	HOME	0- 1	0- 0	1- 0				
0- 0	0- 0	0- 0	AWAY	0- 0	0- 0	0- 0				
0- 0	0- 0	0- 0	NEUTRAL	0- 0	0- 0	0- 0				

RPI 1-25				RPI 26-50				RPI 51-100				RPI 101+				Team's RPI: 105
RPI	S	Opponent	Score	RPI	S	Opponent	Score	RPI	S	Opponent	Score	RPI	S	Opponent	Score	
11	A	Iowa	58 72					61	H	Ohio	66 73	117	A	Southern Ill.	73 78	
								74	H	UNI	40 53	130	A	Wisconsin	64 65	
								85	H	Wright St.	75 78	140	N	VCU	63 61	
								100	H	UT Martin	73 72	172	A	Indiana St.	64 59	
												258	A	Ole Miss	66 58	
												288	A	UTSA	58 50	
												299	H	Northern Ky.	70 48	
LAST 12 Division I GAMES:																
299	H	Northern Ky.	70 48	172	A	Indiana St.	64 59									
85	H	Wright St.	75 78	74	H	UNI	40 53									
117	A	Southern Ill.	73 78	140	N	VCU	63 61									
61	H	Ohio	66 73	288	A	UTSA	58 50									
11	A	Iowa	58 72	130	A	Wisconsin	64 65									
258	A	Ole Miss	66 58	100	H	UT Martin	73 72									

Non-Div I Games: Purdue Northwest 101 40

IUPUI

Average RPI Win:	197	WON-LOST	WINNING	LAST 10	STRENGTH OF	OPP. STRENGTH	TEAM	ADJ.	CONF.	ADJ CONF.
Average RPI Loss:	106	RECORD	PCT. RANK	GAMES	SCHEDULE	OF SCHEDULE	RPI	RPI	RPI	RPI
DIV. I ONLY	5- 6	181	4-6	96	126	97	97	11	11	
DIV. I NON-CONF.	3- 6	241	0- 0	44	98	132	132	11	11	

TOTALS	RPI 1-25	RPI 26-50	W-L RECORDS	RPI 51-100	RPI 101-150	RPI 150+				
5- 6	0- 2	0- 1	OVERALL	0- 1	2- 0	3- 2				
2- 0	0- 0	0- 0	HOME	0- 0	1- 0	1- 0				
3- 5	0- 2	0- 1	AWAY	0- 0	1- 0	2- 2				
0- 1	0- 0	0- 0	NEUTRAL	0- 1	0- 0	0- 0				
3- 6	0- 2	0- 1	NON-CONFERENCE	0- 1	1- 0	2- 2				
2- 0	0- 0	0- 0	HOME	0- 0	1- 0	1- 0				
1- 5	0- 2	0- 1	AWAY	0- 0	0- 0	1- 2				
0- 1	0- 0	0- 0	NEUTRAL	0- 1	0- 0	0- 0				
2- 0	0- 0	0- 0	CONFERENCE	0- 0	1- 0	1- 0				
0- 0	0- 0	0- 0	HOME	0- 0	0- 0	0- 0				
2- 0	0- 0	0- 0	AWAY	0- 0	1- 0	1- 0				
0- 0	0- 0	0- 0	NEUTRAL	0- 0	0- 0	0- 0				

RPI 1-25				RPI 26-50				RPI 51-100 Team's RPI: 97				RPI 101+			
RPI	S	Opponent	Score	RPI	S	Opponent	Score	RPI	S	Opponent	Score	RPI	S	Opponent	Score
4	A	Stanford	71 115	34	A	Wyoming	61 64	76	N	Boise St.	85 91	128	A	Idaho St.	86 72
9	A	Gonzaga	51 88									135	H	CSUN	88 73
												158	A	Texas Tech	88 77
												229	H	San Francisco	70 63
												234	A	Long Beach St.	63 70
												281	A	Hawaii	61 69
												337	A	Weber St.	79 74

LAST 12 Division I GAMES:															
337	A	Weber St.	79 74	229	H	San Francisco	70 63	234	A	Long Beach St.	63 70	76	N	Boise St.	85 91
128	A	Idaho St.	86 72	234	A	Long Beach St.	63 70	158	A	Texas Tech	88 77	4	A	Stanford	71 115
9	A	Gonzaga	51 88	76	N	Boise St.	85 91	135	H	CSUN	88 73				
34	A	Wyoming	61 64	158	A	Texas Tech	88 77								
281	A	Hawaii	61 69	4	A	Stanford	71 115								

Non-Div I Games:

Idaho

Average RPI Win:	248	WON-LOST	WINNING	LAST 10	STRENGTH OF	OPP. STRENGTH	TEAM	ADJ.	CONF.	ADJ CONF.
Average RPI Loss:	62	RECORD	PCT. RANK	GAMES	SCHEDULE	OF SCHEDULE	RPI	RPI	RPI	RPI
DIV. I ONLY	5- 5	164	5-5	76	219	128	128	11	11	
DIV. I NON-CONF.	4- 4	162	0- 0	20	280	53	53	11	11	

TOTALS	RPI 1-25	RPI 26-50	W-L RECORDS	RPI 51-100	RPI 101-150	RPI 150+				
5- 5	0- 1	0- 0	OVERALL	0- 4	0- 0	5- 0				
3- 1	0- 0	0- 0	HOME	0- 1	0- 0	3- 0				
1- 3	0- 1	0- 0	AWAY	0- 2	0- 0	1- 0				
1- 1	0- 0	0- 0	NEUTRAL	0- 1	0- 0	1- 0				
4- 4	0- 1	0- 0	NON-CONFERENCE	0- 3	0- 0	4- 0				
2- 0	0- 0	0- 0	HOME	0- 0	0- 0	2- 0				
1- 3	0- 1	0- 0	AWAY	0- 2	0- 0	1- 0				
1- 1	0- 0	0- 0	NEUTRAL	0- 1	0- 0	1- 0				
1- 1	0- 0	0- 0	CONFERENCE	0- 1	0- 0	1- 0				
1- 1	0- 0	0- 0	HOME	0- 1	0- 0	1- 0				
0- 0	0- 0	0- 0	AWAY	0- 0	0- 0	0- 0				
0- 0	0- 0	0- 0	NEUTRAL	0- 0	0- 0	0- 0				

RPI 1-25				RPI 26-50				RPI 51-100				RPI 101+ Team's RPI: 128			
RPI	S	Opponent	Score	RPI	S	Opponent	Score	RPI	S	Opponent	Score	RPI	S	Opponent	Score
9	A	Gonzaga	51 70					55	A	Utah	60 74	197	H	Pepperdine	65 63
								66	N	Georgia Tech	51 74	243	H	Eastern Wash.	63 48
								84	A	Arizona	46 71	251	N	Kennesaw St.	60 49
								97	H	Idaho	72 86	267	A	California Baptist	72 57
												282	H	Utah Valley	80 68
LAST 12 Division I GAMES:															
243	H	Eastern Wash.	63 48	55	A	Utah	60 74								
97	H	Idaho	72 86	9	A	Gonzaga	51 70								
197	H	Pepperdine	65 63	84	A	Arizona	46 71								
282	H	Utah Valley	80 68	267	A	California Baptist	72 57								
66	N	Georgia Tech	51 74												
251	N	Kennesaw St.	60 49												

Non-Div I Games: Benedictine Mesa 88 51

Idaho St.

Average RPI Win:	259	WON-LOST	WINNING	LAST 10	STRENGTH OF	OPP. STRENGTH	TEAM	ADJ.	CONF.	ADJ CONF.
Average RPI Loss:	89	RECORD	PCT. RANK	GAMES	SCHEDULE	OF SCHEDULE	RPI	RPI	RPI	RPI
DIV. I ONLY	8- 5	115	5-5	171	222	176	176	3	3	
DIV. I NON-CONF.	8- 3	72	0- 0	249	269	174	174	3	3	

TOTALS	RPI 1-25	RPI 26-50	W-L RECORDS	RPI 51-100	RPI 101-150	RPI 150+				
8- 5	0- 1	0- 1	OVERALL	0- 2	0- 0	8- 1				
7- 2	0- 1	0- 1	HOME	0- 0	0- 0	7- 0				
1- 2	0- 0	0- 0	AWAY	0- 2	0- 0	1- 0				
0- 1	0- 0	0- 0	NEUTRAL	0- 0	0- 0	0- 1				
8- 3	0- 0	0- 1	NON-CONFERENCE	0- 1	0- 0	8- 1				
7- 1	0- 0	0- 1	HOME	0- 0	0- 0	7- 0				
1- 1	0- 0	0- 0	AWAY	0- 1	0- 0	1- 0				
0- 1	0- 0	0- 0	NEUTRAL	0- 0	0- 0	0- 1				
0- 2	0- 1	0- 0	CONFERENCE	0- 1	0- 0	0- 0				
0- 1	0- 1	0- 0	HOME	0- 0	0- 0	0- 0				
0- 1	0- 0	0- 0	AWAY	0- 1	0- 0	0- 0				
0- 0	0- 0	0- 0	NEUTRAL	0- 0	0- 0	0- 0				

RPI	S	Opponent	Score	RPI	S	Opponent	Score	RPI	S	Opponent	Score	RPI	S	Opponent	Score	Team's RPI: 176
12	H	Indiana	83 85	50	H	Missouri	45 67	75	A	Northwestern	45 68	172	H	Indiana St.	75 57	
								95	A	Clemson	67 69	215	N	Sacramento St.	107 109	
												221	H	Eastern Mi ch.	72 66	
												246	H	Alabama A&M	88 60	
												253	H	Murray St.	84 52	
												260	H	SIUE	74 57	
												301	A	Cal Poly	74 51	
												306	H	Valparaiso	73 54	
												311	H	Columbia	76 69	

LAST 12 Division I GAMES:																
50	H	Missouri	45 67	75	A	Northwestern	45 68	12	H	Indiana	83 85	215	N	Sacramento St.	107 109	
260	H	SIUE	74 57	12	H	Indiana	83 85	301	A	Cal Poly	74 51	311	H	Columbia	76 69	
253	H	Murray St.	84 52	215	N	Sacramento St.	107 109	306	H	Valparaiso	73 54					
172	H	Indiana St.	75 57													
221	H	Eastern Mi ch.	72 66													
95	A	Clemson	67 69													

Non-Div I Games:

Illinois

Average RPI Win:	242	WON-LOST	WINNING	LAST 10	STRENGTH OF	OPP. STRENGTH	TEAM	ADJ.	CONF.	ADJ CONF.
Average RPI Loss:	180	RECORD	PCT. RANK	GAMES	SCHEDULE	OF SCHEDULE	RPI	RPI	RPI	RPI

DIV. I ONLY	6- 4	123	7-3	318	210	195	195	14	14
DIV. I NON-CONF.	6- 4	126	1- 0	318	207	195	195	14	14
TOTALS	RPI 1-25	RPI 26-50	W-L RECORDS	RPI 51-100	RPI 101-150	RPI 150+			
6- 4	0- 1	0- 0	OVERALL	0- 0	0- 0	6- 3			
4- 0	0- 0	0- 0	HOME	0- 0	0- 0	4- 0			
2- 4	0- 1	0- 0	AWAY	0- 0	0- 0	2- 3			
0- 0	0- 0	0- 0	NEUTRAL	0- 0	0- 0	0- 0			
6- 4	0- 1	0- 0	NON-CONFERENCE	0- 0	0- 0	6- 3			
4- 0	0- 0	0- 0	HOME	0- 0	0- 0	4- 0			
2- 4	0- 1	0- 0	AWAY	0- 0	0- 0	2- 3			
0- 0	0- 0	0- 0	NEUTRAL	0- 0	0- 0	0- 0			
0- 0	0- 0	0- 0	CONFERENCE	0- 0	0- 0	0- 0			
0- 0	0- 0	0- 0	HOME	0- 0	0- 0	0- 0			
0- 0	0- 0	0- 0	AWAY	0- 0	0- 0	0- 0			
0- 0	0- 0	0- 0	NEUTRAL	0- 0	0- 0	0- 0			

RPI S Opponent Score	RPI S Opponent Score	RPI S Opponent Score	RPI S Opponent Score
17 A Butler 56 58			171 A UMKC 62 55
			190 H North Dakota 67 55
			206 H Saint Louis 72 67
			220 A Cleveland St. 63 67
			221 A Eastern Mich. 41 50
			240 H Oakl and 62 56
			260 A SIUE 61 68
			299 A Northern Ky. 58 53
			345 H Austin Peay 61 49
LAST 12 Division I GAMES:			
299 A Northern Ky. 58 53	171 A UMKC 62 55		
345 H Austin Peay 61 49	206 H Saint Louis 72 67		
240 H Oakl and 62 56	190 H North Dakota 67 55		
17 A Butler 56 58	260 A SIUE 61 68		
220 A Cleveland St. 63 67			
221 A Eastern Mich. 41 50			

Non-Div I Games: Maryville (MO) 61 52

Illinois St.

Average RPI Win:	0	WON-LOST	WINNING	LAST 10	STRENGTH OF	OPP. STRENGTH	TEAM	ADJ.	CONF.	ADJ CONF.
Average RPI Loss:	144	RECORD	PCT. RANK	GAMES	SCHEDULE	OF SCHEDULE	RPI	RPI	RPI	RPI
DIV. I ONLY	0- 11	338	0-10	66	247	292	292	22	22	
DIV. I NON-CONF.	0- 11	336	0- 1	66	243	294	294	22	22	

TOTALS	RPI 1-25	RPI 26-50	W-L RECORDS	RPI 51-100	RPI 101-150	RPI 150+				
0- 11	0- 2	0- 1	OVERALL	0- 1	0- 3	0- 4				
0- 4	0- 0	0- 0	HOME	0- 0	0- 3	0- 1				
0- 7	0- 2	0- 1	AWAY	0- 1	0- 0	0- 3				
0- 0	0- 0	0- 0	NEUTRAL	0- 0	0- 0	0- 0				
0- 11	0- 2	0- 1	NON-CONFERENCE	0- 1	0- 3	0- 4				
0- 4	0- 0	0- 0	HOME	0- 0	0- 3	0- 1				
0- 7	0- 2	0- 1	AWAY	0- 1	0- 0	0- 3				
0- 0	0- 0	0- 0	NEUTRAL	0- 0	0- 0	0- 0				
0- 0	0- 0	0- 0	CONFERENCE	0- 0	0- 0	0- 0				
0- 0	0- 0	0- 0	HOME	0- 0	0- 0	0- 0				
0- 0	0- 0	0- 0	AWAY	0- 0	0- 0	0- 0				
0- 0	0- 0	0- 0	NEUTRAL	0- 0	0- 0	0- 0				

RPI 1-25				RPI 26-50				RPI 51-100				RPI 101+ Team's RPI: 292			
RPI	S	Opponent	Score	RPI	S	Opponent	Score	RPI	S	Opponent	Score	RPI	S	Opponent	Score
15	A	South Dakota	43 96	30	A	Minnesota	39 75	84	A	Arizona	42 84	107	H	Houston	60 79
22	A	Arizona St.	43 81									111	H	Rice	63 74
												119	H	UT Arlington	49 97
												210	A	San Diego St.	38 81
												212	A	Massachusetts	59 71
												337	H	Weber St.	64 72
												341	A	Grand Canyon	63 74

LAST 12 Division I GAMES:															
84	A	Arizona	42 84	111	H	Rice	63 74	212	A	Massachusetts	59 71				
337	H	Weber St.	64 72	30	A	Minnesota	39 75	119	H	UT Arlington	49 97				
210	A	San Diego St.	38 81					22	A	Arizona St.	43 81				
107	H	Houston	60 79												
15	A	South Dakota	43 96												
341	A	Grand Canyon	63 74												

Non-Div I Games:

Incarnate Word

Indiana				Through Games Of Jan. 1, 2019							
Average RPI	Win:	135	WON-LOST	WINNING	LAST 10	STRENGTH OF	OPP. STRENGTH	TEAM	ADJ.	CONF.	ADJ CONF.
Average RPI	Loss:	122	RECORD	PCT. RANK	GAMES	SCHEDULE	OF SCHEDULE	RPI	RPI	RPI	RPI
DIV. I ONLY		13- 1	8	9-1	100	22	12	12	3	3	
DIV. I NON-CONF.		11- 1	14	0- 0	112	21	15	15	3	3	

TOTALS	RPI 1-25		RPI 26-50		W-L RECORDS	RPI 51-100		RPI 101-150		RPI 150+	
13- 1	2- 0		1- 0		OVERALL	2- 0		2- 1		6- 0	
7- 0	1- 0		0- 0		HOME	1- 0		1- 0		4- 0	
5- 0	0- 0		1- 0		AWAY	1- 0		1- 0		2- 0	
1- 1	1- 0		0- 0		NEUTRAL	0- 0		0- 1		0- 0	
11- 1	2- 0		1- 0		NON-CONFERENCE	2- 0		1- 1		5- 0	
6- 0	1- 0		0- 0		HOME	1- 0		0- 0		4- 0	
4- 0	0- 0		1- 0		AWAY	1- 0		1- 0		1- 0	
1- 1	1- 0		0- 0		NEUTRAL	0- 0		0- 1		0- 0	
2- 0	0- 0		0- 0		CONFERENCE	0- 0		1- 0		1- 0	
1- 0	0- 0		0- 0		HOME	0- 0		1- 0		0- 0	
1- 0	0- 0		0- 0		AWAY	0- 0		0- 0		1- 0	
0- 0	0- 0		0- 0		NEUTRAL	0- 0		0- 0		0- 0	

RPI 1-25		Team's RPI: 12		RPI 26-50		RPI 51-100		RPI 101+			
RPI	S	Opponent	Score	RPI	S	Opponent	Score	RPI	S	Opponent	Score
15	N	South Dakota	68 60	37	A	UCLA	67 65	80	A	Wake Forest	87 73
17	H	Butler	66 46					90	H	Northern Ill.	91 73

Non-Div I Games:

Indiana

Average RPI Win: 281

Average RPI Loss: 126

WON-LOST
RECORDWINNING
PCT. RANKLAST 10
GAMESSTRENGTH OF
SCHEDULEOPP. STRENGTH
OF SCHEDULETEAM
RPIADJ.
RPICONF.
RPIADJ CONF.
RPIDIV. I ONLY
DIV. I NON-CONF.5- 5
5- 5164
1625-5
0- 0226
221237
231172
175172
17514
1414
14

TOTALS

RPI 1-25

RPI 26-50

W-L RECORDS

RPI 51-100

RPI 101-150

RPI 150+

5- 5 0- 1
1- 1 0- 0
4- 3 0- 1
0- 1 0- 00- 0
0- 0
0- 0
0- 0OVERALL
HOME
AWAY
NEUTRAL0- 0
0- 0
0- 0
0- 00- 2
0- 1
0- 0
0- 15- 2
1- 0
4- 2
0- 05- 5 0- 1
1- 1 0- 0
4- 3 0- 1
0- 1 0- 00- 0
0- 0
0- 0
0- 0NON-CONFERENCE
HOME
AWAY
NEUTRAL0- 0
0- 0
0- 0
0- 00- 2
0- 1
0- 0
0- 15- 2
1- 0
4- 2
0- 00- 0 0- 0
0- 0 0- 0
0- 0 0- 0
0- 0 0- 00- 0
0- 0
0- 0
0- 0CONFERENCE
HOME
AWAY
NEUTRAL0- 0
0- 0
0- 0
0- 00- 0
0- 0
0- 0
0- 00- 0
0- 0
0- 0
0- 0

RPI 1-25

RPI 26-50

RPI 51-100

RPI 101+

Team's RPI: 172

RPI S Opponent Score
17 A Butler 49 72

RPI S Opponent Score

RPI S Opponent Score

RPI	S	Opponent	Score
105	H	IUPUI	59 64
136	N	UC Irvine	61 77
176	A	Illinois	57 75
194	A	Eastern Ill.	39 63
206	A	Saint Louis	60 56
217	A	Southeast Mo. St.	62 51
309	A	Marshall	62 53
330	H	UIC	60 53
341	A	Grand Canyon	88 81

LAST 12 Division I GAMES:

217	A	Southeast Mo. St.	62	51	194	A	Eastern Ill.	39	63
136	N	UC Irvine	61	77	17	A	Butler	49	72
341	A	Grand Canyon	88	81	330	H	UIC	60	53
206	A	Saint Louis	60	56	176	A	Illinois	57	75
309	A	Marshall	62	53	105	H	IUPUI	59	64

Non-Div I Games:

Davenport

79 43

Indiana St.

Average RPI	Win: 221	WON-LOST	WINNING	LAST 10	STRENGTH OF	OPP. STRENGTH	TEAM	ADJ.	CONF.	ADJ CONF.
Average RPI	Loss: 103	RECORD	PCT. RANK	GAMES	SCHEDULE	OF SCHEDULE	RPI	RPI	RPI	RPI
DIV. I ONLY	1- 10	328	1-9	32	192	254	254	27	27	
DIV. I NON-CONF.	1- 10	330	0- 1	35	191	252	252	27	27	

TOTALS	RPI 1-25	RPI 26-50	W-L RECORDS	RPI 51-100	RPI 101-150	RPI 150+				
1- 10	0- 0	0- 3	OVERALL	0- 4	0- 1	1- 2				
1- 5	0- 0	0- 1	HOME	0- 3	0- 1	1- 0				
0- 5	0- 0	0- 2	AWAY	0- 1	0- 0	0- 2				
0- 0	0- 0	0- 0	NEUTRAL	0- 0	0- 0	0- 0				
1- 10	0- 0	0- 3	NON-CONFERENCE	0- 4	0- 1	1- 2				
1- 5	0- 0	0- 1	HOME	0- 3	0- 1	1- 0				
0- 5	0- 0	0- 2	AWAY	0- 1	0- 0	0- 2				
0- 0	0- 0	0- 0	NEUTRAL	0- 0	0- 0	0- 0				
0- 0	0- 0	0- 0	CONFERENCE	0- 0	0- 0	0- 0				
0- 0	0- 0	0- 0	HOME	0- 0	0- 0	0- 0				
0- 0	0- 0	0- 0	AWAY	0- 0	0- 0	0- 0				
0- 0	0- 0	0- 0	NEUTRAL	0- 0	0- 0	0- 0				

RPI 1-25				RPI 26-50				RPI 51-100				RPI 101+ Team's RPI: 254			
RPI	S	Opponent	Score	RPI	S	Opponent	Score	RPI	S	Opponent	Score	RPI	S	Opponent	Score
				32	A	Kansas	44 75	78	H	St. John's (NY)	35 61	114	H	Fordham	40 57
				43	A	Bucknell I	43 81	82	A	Toledo	38 84	218	A	Temple	39 59
				44	H	Central Mich.	39 82	88	H	Penn	43 66	221	H	George Washington	52 43
								98	H	Stony Brook	51 53	237	A	Hofstra	49 74
LAST 12 Division I GAMES:															
				114	H	Fordham	40 57	98	H	Stony Brook	51 53				
				221	H	George Washington	52 43	88	H	Penn	43 66				
				82	A	Toledo	38 84	218	A	Temple	39 59				
				78	H	St. John's (NY)	35 61	43	A	Bucknell I	43 81				
				237	A	Hofstra	49 74	44	H	Central Mich.	39 82				
								32	A	Kansas	44 75				

Non-Div I Games:

Iona

Average RPI Win:	145	WON-LOST	WINNING	LAST 10	STRENGTH OF	OPP. STRENGTH	TEAM	ADJ.	CONF.	ADJ CONF.
Average RPI Loss:	14	RECORD	PCT. RANK	GAMES	SCHEDULE	OF SCHEDULE	RPI	RPI	RPI	RPI
DIV. I ONLY	9- 3	60	7-3	20	40	11	11	3	3	
DIV. I NON-CONF.	9- 2	43	0- 1	34	35	11	11	3	3	

TOTALS	RPI 1-25	RPI 26-50	W-L RECORDS	RPI 51-100	RPI 101-150	RPI 150+				
9- 3	2- 3	0- 0	OVERALL	1- 0	2- 0	4- 0				
6- 0	1- 0	0- 0	HOME	1- 0	2- 0	2- 0				
2- 2	1- 2	0- 0	AWAY	0- 0	0- 0	1- 0				
1- 1	0- 1	0- 0	NEUTRAL	0- 0	0- 0	1- 0				
9- 2	2- 2	0- 0	NON-CONFERENCE	1- 0	2- 0	4- 0				
6- 0	1- 0	0- 0	HOME	1- 0	2- 0	2- 0				
2- 1	1- 1	0- 0	AWAY	0- 0	0- 0	1- 0				
1- 1	0- 1	0- 0	NEUTRAL	0- 0	0- 0	1- 0				
0- 1	0- 1	0- 0	CONFERENCE	0- 0	0- 0	0- 0				
0- 0	0- 0	0- 0	HOME	0- 0	0- 0	0- 0				
0- 1	0- 1	0- 0	AWAY	0- 0	0- 0	0- 0				
0- 0	0- 0	0- 0	NEUTRAL	0- 0	0- 0	0- 0				

RPI	S	Opponent	Score	RPI	S	Opponent	Score	RPI	S	Opponent	Score	RPI	S	Opponent	Score
1	A	Notre Dame	71 105									105	H	IUPUI	72 58
6	H	Iowa St.	73 70									120	H	Oral Roberts	90 77
10	A	Drake	91 82									157	A	Western Ky.	104 67
20	N	Florida St.	67 71									186	N	West Virginia	84 81
21	A	Michigan St.	70 84									302	H	Robert Morris	92 63
												342	H	N.C. Central	106 39

LAST 12 Division I GAMES:															
20	N	Florida St.	67 71	10	A	Drake	91 82								
21	A	Michigan St.	70 84	74	H	UNI	83 57								
186	N	West Virginia	84 81	105	H	IUPUI	72 58								
342	H	N.C. Central	106 39	6	H	Iowa St.	73 70								
157	A	Western Ky.	104 67	302	H	Robert Morris	92 63								
120	H	Oral Roberts	90 77	1	A	Notre Dame	71 105								

Non-Div I Games:

Iowa

Average RPI Win:	111	WON-LOST	WINNING	LAST 10	STRENGTH OF	OPP. STRENGTH	TEAM	ADJ.	CONF.	ADJ CONF.
Average RPI Loss:	13	RECORD	PCT. RANK	GAMES	SCHEDULE	OF SCHEDULE	RPI	RPI	RPI	RPI
DIV. I ONLY	10- 2	35	8-2	11	75	6	6	5	5	
DIV. I NON-CONF.	10- 2	37	3- 0	12	74	6	6	5	5	

TOTALS	RPI 1-25	RPI 26-50	W-L RECORDS	RPI 51-100	RPI 101-150	RPI 150+				
10- 2	1- 2	3- 0	OVERALL	2- 0	0- 0	4- 0				
9- 0	1- 0	3- 0	HOME	2- 0	0- 0	3- 0				
0- 2	0- 2	0- 0	AWAY	0- 0	0- 0	0- 0				
1- 0	0- 0	0- 0	NEUTRAL	0- 0	0- 0	1- 0				
10- 2	1- 2	3- 0	NON-CONFERENCE	2- 0	0- 0	4- 0				
9- 0	1- 0	3- 0	HOME	2- 0	0- 0	3- 0				
0- 2	0- 2	0- 0	AWAY	0- 0	0- 0	0- 0				
1- 0	0- 0	0- 0	NEUTRAL	0- 0	0- 0	1- 0				
0- 0	0- 0	0- 0	CONFERENCE	0- 0	0- 0	0- 0				
0- 0	0- 0	0- 0	HOME	0- 0	0- 0	0- 0				
0- 0	0- 0	0- 0	AWAY	0- 0	0- 0	0- 0				
0- 0	0- 0	0- 0	NEUTRAL	0- 0	0- 0	0- 0				

RPI	S	Opponent	Score	RPI	S	Opponent	Score	RPI	S	Opponent	Score	RPI	S	Opponent	Score
10	H	Drake	86 81	31	H	Auburn	67 64	53	H	Arkansas	91 82	169	H	Prairie View	94 46
11	A	Iowa	70 73	38	H	Miami (FL)	75 52	90	H	Northern Ill.	70 60	190	H	North Dakota	87 35
15	A	South Dakota	59 64	43	H	Bucknell	86 61					221	N	Eastern Mich.	85 59
												268	H	Niagara	95 35

LAST 12 Division I GAMES:															
90	H	Northern Ill.	70 60	38	H	Miami (FL)	75 52	169	H	Prairie View	94 46	10	H	Drake	86 81
31	H	Auburn	67 64	43	H	Bucknell	86 61	190	H	North Dakota	87 35	11	A	Iowa	70 73
53	H	Arkansas	91 82												
15	A	South Dakota	59 64												
221	N	Eastern Mich.	85 59												
268	H	Niagara	95 35												

Non-Div I Games:

Iowa St.

Average RPI Win: 317

Average RPI Loss: 174

WON-LOST
RECORDWINNING
PCT. RANKLAST 10
GAMESSTRENGTH OF
SCHEDULEOPP. STRENGTH
OF SCHEDULETEAM
RPIADJ.
RPICONF.
RPIADJ CONF.
RPIDIV. I ONLY
DIV. I NON-CONF.2- 7
2- 7289
2864-6
0- 1198
190328
326296
297296
29724
2424
24

TOTALS

RPI 1-25

RPI 26-50

W-L RECORDS

RPI 51-100

RPI 101-150

RPI 150+

2- 7 0- 1
1- 1 0- 0
0- 5 0- 1
1- 1 0- 00- 0
0- 0
0- 0
0- 0OVERALL
HOME
AWAY
NEUTRAL0- 1
0- 0
0- 1
0- 00- 1
0- 0
0- 1
0- 02- 4
1- 1
0- 2
1- 12- 7 0- 1
1- 1 0- 0
0- 5 0- 1
1- 1 0- 00- 0
0- 0
0- 0
0- 0NON-CONFERENCE
HOME
AWAY
NEUTRAL0- 1
0- 0
0- 1
0- 00- 1
0- 0
0- 1
0- 02- 4
1- 1
0- 2
1- 10- 0 0- 0
0- 0 0- 0
0- 0 0- 0
0- 0 0- 00- 0
0- 0
0- 0
0- 0CONFERENCE
HOME
AWAY
NEUTRAL0- 0
0- 0
0- 0
0- 00- 0
0- 0
0- 0
0- 00- 0
0- 0
0- 0
0- 0

RPI 1-25

RPI 26-50

RPI 51-100

RPI 101+

Team's RPI: 296

RPI S Opponent Score
19 A Mississippi St. 38 105

RPI S Opponent Score

RPI S Opponent Score
53 A Arkansas 57 76RPI S Opponent Score
119 A UT Arlington 63 99
207 N Akron 57 74
211 H Southeastern La. 45 50
298 A Memphis 67 68
304 H Central Ark. 65 56
310 A Louisiana 61 68
330 N UIC 72 57

LAST 12 Division I GAMES:

53 A Arkansas	57 76	207 N Akron	57 74
330 N UIC	72 57	211 H Southeastern La.	45 50
298 A Memphis	67 68	19 A Mississippi St.	38 105
		310 A Louisiana	61 68
		304 H Central Ark.	65 56
		119 A UT Arlington	63 99

Non-Div I Games:

Spring Hill

105 57

Mississippi

88 38

Jackson St.

Average RPI Win:	343	WON-LOST	WINNING	LAST 10	STRENGTH OF	OPP. STRENGTH	TEAM	ADJ.	CONF.	ADJ CONF.
Average RPI Loss:	112	RECORD	PCT. RANK	GAMES	SCHEDULE	OF SCHEDULE	RPI	RPI	RPI	RPI
DIV. I ONLY	3- 6	243	5-5	243	232	232	232	28	28	
DIV. I NON-CONF.	3- 6	241	1- 0	239	226	232	232	28	28	

TOTALS	RPI 1-25	RPI 26-50	W-L RECORDS	RPI 51-100	RPI 101-150	RPI 150+				
3- 6	0- 1	0- 2	OVERALL	0- 0	0- 1	3- 2				
0- 1	0- 0	0- 0	HOME	0- 0	0- 0	0- 1				
3- 3	0- 1	0- 1	AWAY	0- 0	0- 1	3- 0				
0- 2	0- 0	0- 1	NEUTRAL	0- 0	0- 0	0- 1				
3- 6	0- 1	0- 2	NON-CONFERENCE	0- 0	0- 1	3- 2				
0- 1	0- 0	0- 0	HOME	0- 0	0- 0	0- 1				
3- 3	0- 1	0- 1	AWAY	0- 0	0- 1	3- 0				
0- 2	0- 0	0- 1	NEUTRAL	0- 0	0- 0	0- 1				
0- 0	0- 0	0- 0	CONFERENCE	0- 0	0- 0	0- 0				
0- 0	0- 0	0- 0	HOME	0- 0	0- 0	0- 0				
0- 0	0- 0	0- 0	AWAY	0- 0	0- 0	0- 0				
0- 0	0- 0	0- 0	NEUTRAL	0- 0	0- 0	0- 0				

RPI 1-25				RPI 26-50				RPI 51-100				RPI 101+ Team's RPI: 232			
RPI	S	Opponent	Score	RPI	S	Opponent	Score	RPI	S	Opponent	Score	RPI	S	Opponent	Score
20	A	Florida St.	46 79	36	N	Old Domini on	76 78					103	A	Penn St.	61 80
				41	A	Texas A&M	53 73					225	H	Bethune-Cookman	56 58
												246	N	Al abama A&M	60 65
												335	A	FIU	73 62
												344	A	Savannah St.	68 58
												351	A	Charleston So.	68 58
LAST 12 Division I GAMES:															
335	A	FIU	73 62	36	N	Old Domini on	76 78								
246	N	Al abama A&M	60 65	344	A	Savannah St.	68 58								
103	A	Penn St.	61 80	20	A	Florida St.	46 79								
225	H	Bethune-Cookman	56 58	41	A	Texas A&M	53 73								
351	A	Charleston So.	68 58												

Non-Div I Games: Webber Int'l 73 39 Edward Waters 100 48 Warner 105 55

Jacksonville

Average RPI Win:	265	WON-LOST	WINNING	LAST 10	STRENGTH OF	OPP. STRENGTH	TEAM	ADJ.	CONF.	ADJ CONF.
Average RPI Loss:	127	RECORD	PCT. RANK	GAMES	SCHEDULE	OF SCHEDULE	RPI	RPI	RPI	RPI
DIV. I ONLY	5- 5	164	5-5	144	284	165	165	20	20	
DIV. I NON-CONF.	5- 5	162	0- 1	145	285	167	167	20	20	

TOTALS	RPI 1-25	RPI 26-50	W-L RECORDS	RPI 51-100	RPI 101-150	RPI 150+				
5- 5	0- 0	0- 0	OVERALL	0- 1	0- 2	5- 2				
1- 2	0- 0	0- 0	HOME	0- 0	0- 1	1- 1				
4- 1	0- 0	0- 0	AWAY	0- 0	0- 0	4- 1				
0- 2	0- 0	0- 0	NEUTRAL	0- 1	0- 1	0- 0				
5- 5	0- 0	0- 0	NON-CONFERENCE	0- 1	0- 2	5- 2				
1- 2	0- 0	0- 0	HOME	0- 0	0- 1	1- 1				
4- 1	0- 0	0- 0	AWAY	0- 0	0- 0	4- 1				
0- 2	0- 0	0- 0	NEUTRAL	0- 1	0- 1	0- 0				
0- 0	0- 0	0- 0	CONFERENCE	0- 0	0- 0	0- 0				
0- 0	0- 0	0- 0	HOME	0- 0	0- 0	0- 0				
0- 0	0- 0	0- 0	AWAY	0- 0	0- 0	0- 0				
0- 0	0- 0	0- 0	NEUTRAL	0- 0	0- 0	0- 0				

RPI 1-25				RPI 26-50				RPI 51-100				RPI 101+ Team's RPI : 165											
RPI	S	Opponent	Score	RPI	S	Opponent	Score	RPI	S	Opponent	Score	RPI	S	Opponent	Score								
								86	N	Harvard	62 69	104	N	Washington St.	51 64								
												131	H	Miami (OH)	41 58								
												155	H	Troy	63 89								
												158	A	Texas Tech	58 71								
												173	H	Georgia St.	61 56								
												246	A	Alabama A&M	55 48								
												258	A	Ole Miss	60 49								
												320	A	Lipscomb	58 46								
												327	A	Florida A&M	62 31								
LAST 12 Division I GAMES:																							
131	H	Miami (OH)	41 58	104	N	Washington St.	51 64																
173	H	Georgia St.	61 56	155	H	Troy	63 89																
246	A	Alabama A&M	55 48	158	A	Texas Tech	58 71																
258	A	Ole Miss	60 49	327	A	Florida A&M	62 31																
86	N	Harvard	62 69																				
320	A	Lipscomb	58 46																				

Non-Div I Games: Montevallo 84 52

Jacksonville St.

Average RPI	Win:	206	WON-LOST	WINNING	LAST 10	STRENGTH OF	OPP. STRENGTH	TEAM	ADJ.	CONF.	ADJ CONF.
Average RPI	Loss:	126	RECORD	PCT. RANK	GAMES	SCHEDULE	OF SCHEDULE	RPI	RPI	RPI	RPI
DIV. I ONLY		8- 3		71	7-3	270	89	102	102	13	13
DIV. I NON-CONF.		8- 3		72	1- 0	269	86	102	102	13	13

TOTALS	RPI 1-25		RPI 26-50		W-L RECORDS	RPI 51-100		RPI 101-150		RPI 150+	
8- 3	0- 0		0- 1		OVERALL	2- 1		1- 0		5- 1	
5- 0	0- 0		0- 0		HOME	2- 0		1- 0		2- 0	
3- 3	0- 0		0- 1		AWAY	0- 1		0- 0		3- 1	
0- 0	0- 0		0- 0		NEUTRAL	0- 0		0- 0		0- 0	
8- 3	0- 0		0- 1		NON-CONFERENCE	2- 1		1- 0		5- 1	
5- 0	0- 0		0- 0		HOME	2- 0		1- 0		2- 0	
3- 3	0- 0		0- 1		AWAY	0- 1		0- 0		3- 1	
0- 0	0- 0		0- 0		NEUTRAL	0- 0		0- 0		0- 0	
0- 0	0- 0		0- 0		CONFERENCE	0- 0		0- 0		0- 0	
0- 0	0- 0		0- 0		HOME	0- 0		0- 0		0- 0	
0- 0	0- 0		0- 0		AWAY	0- 0		0- 0		0- 0	
0- 0	0- 0		0- 0		NEUTRAL	0- 0		0- 0		0- 0	

RPI	S	Opponent	Score	RPI	S	Opponent	Score	RPI	S	Opponent	Score	RPI	S	Opponent	Score
42	A	Maryland	63 87	69	H	Dayton	68 55	106	H	Georgetown	69 57	221	H	George Washington	50 37
				78	H	St. John's (NY)	64 51	256	A	Hampton	65 72	261	H	Winthrop	56 39
				80	A	Wake Forest	49 50	270	A	Liberty	74 53	302	A	Robert Morris	57 36
								340	A	Delaware St.	103 57				
LAST 12 Division I GAMES:															
69	H	Dayton	68 55	302	A	Robert Morris	57 36								
270	A	Liberty	74 53	78	H	St. John's (NY)	64 51								
261	H	Winthrop	56 39	80	A	Wake Forest	49 50								
256	A	Hampton	65 72	42	A	Maryland	63 87								
106	H	Georgetown	69 57	221	H	George Washington	50 37								
340	A	Delaware St.	103 57												

Non-Div I Games:

James Madison

Average RPI Win: **164**
 Average RPI Loss: **63**

WON-LOST
RECORD

WINNING
PCT. RANK

LAST 10
GAMES

STRENGTH OF
SCHEDULE

OPP. STRENGTH
OF SCHEDULE

TEAM
RPI

ADJ.
RPI

CONF.
RPI

ADJ CONF.
RPI

DIV. I ONLY	10- 1	22	9-1	191	48	32	32	5	5
DIV. I NON-CONF.	10- 1	19	1- 0	186	48	30	30	5	5
<hr/>									
TOTALS	RPI 1-25	RPI 26-50	W-L RECORDS	RPI 51-100	RPI 101-150	RPI 150+			
10- 1	0- 0	0- 0	OVERALL	2- 1	3- 0	5- 0			
7- 0	0- 0	0- 0	HOME	0- 0	2- 0	5- 0			
1- 1	0- 0	0- 0	AWAY	1- 1	0- 0	0- 0			
2- 0	0- 0	0- 0	NEUTRAL	1- 0	1- 0	0- 0			
10- 1	0- 0	0- 0	NON-CONFERENCE	2- 1	3- 0	5- 0			
7- 0	0- 0	0- 0	HOME	0- 0	2- 0	5- 0			
1- 1	0- 0	0- 0	AWAY	1- 1	0- 0	0- 0			
2- 0	0- 0	0- 0	NEUTRAL	1- 0	1- 0	0- 0			
0- 0	0- 0	0- 0	CONFERENCE	0- 0	0- 0	0- 0			
0- 0	0- 0	0- 0	HOME	0- 0	0- 0	0- 0			
0- 0	0- 0	0- 0	AWAY	0- 0	0- 0	0- 0			
0- 0	0- 0	0- 0	NEUTRAL	0- 0	0- 0	0- 0			

RPI 1-25				RPI 26-50				Team's RPI: 32				RPI 51-100				RPI 101+			
RPI	S	Opponent	Score	RPI	S	Opponent	Score					RPI	S	Opponent	Score	RPI	S	Opponent	Score
												59	A	LSU	68 61	104	N	Washington St.	71 63
												63	A	Nebraska	52 58	120	H	Oral Roberts	70 58
												75	N	Northwestern	66 57	122	H	Grambling	76 45
																171	H	UMKC	67 55
																196	H	George Mason	77 56
																246	H	Alabama A&M	65 54
																254	H	Iona	75 44
																290	H	Vermont	77 36
<hr/>																			
										LAST 12 Division I GAMES:									
										59	A	LSU	68 61	75	N	Northwestern	66 57		
										254	H	Iona	75 44	290	H	Vermont	77 36		
										196	H	George Mason	77 56	104	N	Washington St.	71 63		
										246	H	Alabama A&M	65 54	122	H	Grambling	76 45		
										120	H	Oral Roberts	70 58	63	A	Nebraska	52 58		
										171	H	UMKC	67 55						

K
a
n
s
a
sK
a
n
s
a
s

Non-Div I Games:

Kansas

Loss, Non-Conf, S Site, H Home A Away N Neutral

Average RPI Win: 175

Average RPI Loss: 25

WON-LOST
RECORDWINNING
PCT. RANKLAST 10
GAMESSTRENGTH OF
SCHEDULEOPP. STRENGTH
OF SCHEDULETEAM
RPIADJ.
RPICONF.
RPIADJ CONF.
RPIDIV. I ONLY
DIV. I NON-CONF.9- 3
9- 360
627-3
1- 0149
15027
2669
6769
675
55
5

TOTALS

RPI 1-25

RPI 26-50

W-L RECORDS

RPI 51-100

RPI 101-150

RPI 150+

9- 3
7- 0
1- 0
1- 30- 2
0- 0
0- 0
0- 21- 1
1- 0
0- 0
0- 1OVERALL
HOME
AWAY
NEUTRAL2- 0
1- 0
0- 0
1- 00- 0
0- 0
0- 0
0- 06- 0
5- 0
1- 0
0- 09- 3
7- 0
1- 0
1- 30- 2
0- 0
0- 0
0- 21- 1
1- 0
0- 0
0- 1NON-CONFERENCE
HOME
AWAY
NEUTRAL2- 0
1- 0
0- 0
1- 00- 0
0- 0
0- 0
0- 06- 0
5- 0
1- 0
0- 00- 0
0- 0
0- 0
0- 00- 0
0- 0
0- 0
0- 00- 0
0- 0
0- 0
0- 0CONFERENCE
HOME
AWAY
NEUTRAL0- 0
0- 0
0- 0
0- 00- 0
0- 0
0- 0
0- 00- 0
0- 0
0- 0
0- 0

RPI 1-25

RPI 26-50

RPI 51-100 Team's RPI: 69

RPI 101+

RPI	S	Opponent	Score
5	N	Syracuse	61 70
22	N	Arizona St.	51 65

RPI	S	Opponent	Score
26	H	Lamar University	73 55
49	N	DePaul	59 79

RPI	S	Opponent	Score
74	H	UNI	72 62
96	N	Princeton	80 61

RPI	S	Opponent	Score
170	A	Little Rock	53 47
171	H	UMKC	61 50
179	H	Vanderbilt	72 61
259	H	North Texas	60 42
295	H	Omaha	61 46
304	H	Central Ark.	70 54

LAST 12 Division I GAMES:

96	N	Princeton	80	61	74	H	UNI	72	62
49	N	DePaul	59	79	304	H	Central Ark.	70	54
5	N	Syracuse	61	70	22	N	Arizona St.	51	65
171	H	UMKC	61	50	170	A	Little Rock	53	47
259	H	North Texas	60	42	26	H	Lamar University	73	55
295	H	Omaha	61	46	179	H	Vanderbilt	72	61

K
a
n
s
a
s
s
t
.K
a
n
s
a
s
s
t
.

Non-Div I Games:

Kansas St.

■ Loss,
 ■ Non-Conf, S Site,
 ■ Home
 ■ Away
 N Neutral

Average RPI Win:	268	WON-LOST	WINNING	LAST 10	STRENGTH OF	OPP. STRENGTH	TEAM	ADJ.	CONF.	ADJ CONF.
Average RPI Loss:	144	RECORD	PCT. RANK	GAMES	SCHEDULE	OF SCHEDULE	RPI	RPI	RPI	RPI
DIV. I ONLY	3- 9	270	3-7	113	289	251	251	28	28	
DIV. I NON-CONF.	3- 9	269	1- 0	111	290	248	248	28	28	

TOTALS	RPI 1-25	RPI 26-50	W-L RECORDS	RPI 51-100	RPI 101-150	RPI 150+				
3- 9	0- 1	0- 0	OVERALL	0- 3	0- 1	3- 4				
2- 0	0- 0	0- 0	HOME	0- 0	0- 0	2- 0				
0- 5	0- 0	0- 0	AWAY	0- 3	0- 0	0- 2				
1- 4	0- 1	0- 0	NEUTRAL	0- 0	0- 1	1- 2				
3- 9	0- 1	0- 0	NON-CONFERENCE	0- 3	0- 1	3- 4				
2- 0	0- 0	0- 0	HOME	0- 0	0- 0	2- 0				
0- 5	0- 0	0- 0	AWAY	0- 3	0- 0	0- 2				
1- 4	0- 1	0- 0	NEUTRAL	0- 0	0- 1	1- 2				
0- 0	0- 0	0- 0	CONFERENCE	0- 0	0- 0	0- 0				
0- 0	0- 0	0- 0	HOME	0- 0	0- 0	0- 0				
0- 0	0- 0	0- 0	AWAY	0- 0	0- 0	0- 0				
0- 0	0- 0	0- 0	NEUTRAL	0- 0	0- 0	0- 0				

RPI 1-25				RPI 26-50				RPI 51-100				RPI 101+ Team's RPI: 251			
RPI	S	Opponent	Score	RPI	S	Opponent	Score	RPI	S	Opponent	Score	RPI	S	Opponent	Score
21	N	Michigan St.	51 75					66	A	Georgia Tech	35 60	128	N	Idaho St.	49 60
								89	A	Seton Hall	80 102	173	A	Georgia St.	73 79
								92	A	Mercer	48 64	191	A	East Carolina	56 68
												225	N	Bethune-Cookman	61 64
												227	H	Ga. Southern	78 59
												236	H	Furman	74 63
												308	N	UMBC	53 57
												342	N	N.C. Central	78 54

LAST 12 Division I GAMES:															
21	N	Michigan St.	51 75	342	N	N.C. Central	78 54	225	N	Bethune-Cookman	61 64				
128	N	Idaho St.	49 60	66	A	Georgia Tech	35 60	173	A	Georgia St.	73 79				
191	A	East Carolina	56 68	92	A	Mercer	48 64	227	H	Ga. Southern	78 59				
236	H	Furman	74 63												
308	N	UMBC	53 57												
89	A	Seton Hall	80 102												

Non-Div I Games: Middle Ga. St. 80 70

Kennesaw St.

Average RPI	Win: 258	WON-LOST	WINNING	LAST 10	STRENGTH OF	OPP. STRENGTH	TEAM	ADJ.	CONF.	ADJ CONF.
Average RPI	Loss: 66	RECORD	PCT. RANK	GAMES	SCHEDULE	OF SCHEDULE	RPI	RPI	RPI	RPI
DIV. I ONLY	6- 4	123	7-3	262	84	152	152	9	9	
DIV. I NON-CONF.	6- 4	126	0- 0	260	82	152	152	9	9	

TOTALS	RPI 1-25	RPI 26-50	W-L RECORDS	RPI 51-100	RPI 101-150	RPI 150+				
6- 4	0- 1	0- 1	OVERALL	0- 1	1- 1	5- 0				
3- 1	0- 0	0- 0	HOME	0- 0	1- 1	2- 0				
3- 3	0- 1	0- 1	AWAY	0- 1	0- 0	3- 0				
0- 0	0- 0	0- 0	NEUTRAL	0- 0	0- 0	0- 0				
6- 4	0- 1	0- 1	NON-CONFERENCE	0- 1	1- 1	5- 0				
3- 1	0- 0	0- 0	HOME	0- 0	1- 1	2- 0				
3- 3	0- 1	0- 1	AWAY	0- 1	0- 0	3- 0				
0- 0	0- 0	0- 0	NEUTRAL	0- 0	0- 0	0- 0				
0- 0	0- 0	0- 0	CONFERENCE	0- 0	0- 0	0- 0				
0- 0	0- 0	0- 0	HOME	0- 0	0- 0	0- 0				
0- 0	0- 0	0- 0	AWAY	0- 0	0- 0	0- 0				
0- 0	0- 0	0- 0	NEUTRAL	0- 0	0- 0	0- 0				

RPI 1-25				RPI 26-50				RPI 51-100				RPI 101+ Team's RPI: 152			
RPI	S	Opponent	Score	RPI	S	Opponent	Score	RPI	S	Opponent	Score	RPI	S	Opponent	Score
7	A	NC State	61 78	45	A	North Carolina	60 73	85	A	Wright St.	55 61	124	H	Youngstown St.	62 34
												126	H	Duquesne	72 77
												240	H	Oakland	75 65
												248	A	St. Bonaventure	76 64
												299	H	Northern Ky.	62 61
												302	A	Robert Morris	54 46
												334	A	NJIT	57 40

LAST 12 Division I GAMES:															
240	H	Oakland	75 65	334	A	NJIT	57 40	248	A	St. Bonaventure	76 64	302	A	Robert Morris	54 46
299	H	Northern Ky.	62 61	85	A	Wright St.	55 61	126	H	Duquesne	72 77	124	H	Youngstown St.	62 34
7	A	NC State	61 78												
45	A	North Carolina	60 73												

Non-Div I Games: Clarion 92 38

Kent St.

Average RPI Win: 157

Average RPI Loss: 8

WON-LOST
RECORDWINNING
PCT. RANKLAST 10
GAMESSTRENGTH OF
SCHEDULEOPP. STRENGTH
OF SCHEDULETEAM
RPIADJ.
RPICONF.
RPIADJ CONF.
RPIDIV. I ONLY
DIV. I NON-CONF.13- 1
13- 18
109-1
1- 0173
17310
1223
2123
216
66
6

TOTALS

RPI 1-25

RPI 26-50

W-L RECORDS

RPI 51-100

RPI 101-150

RPI 150+

13- 1

0- 1

2- 0

OVERALL

1- 0

4- 0

6- 0

10- 0

0- 0

0- 0

HOME

1- 0

3- 0

6- 0

0- 1

0- 1

0- 0

AWAY

0- 0

0- 0

0- 0

3- 0

0- 0

2- 0

NEUTRAL

0- 0

1- 0

0- 0

13- 1

0- 1

2- 0

NON-CONFERENCE

1- 0

4- 0

6- 0

10- 0

0- 0

0- 0

HOME

1- 0

3- 0

6- 0

0- 1

0- 1

0- 0

AWAY

0- 0

0- 0

0- 0

3- 0

0- 0

2- 0

NEUTRAL

0- 0

1- 0

0- 0

0- 0

0- 0

0- 0

CONFERENCE

0- 0

0- 0

0- 0

0- 0

0- 0

0- 0

HOME

0- 0

0- 0

0- 0

0- 0

0- 0

0- 0

AWAY

0- 0

0- 0

0- 0

0- 0

0- 0

0- 0

NEUTRAL

0- 0

0- 0

0- 0

RPI 1-25

Team's RPI: 23

RPI 26-50

RPI 51-100

RPI 101+

RPI	S	Opponent	Score
8	A	Louisville	75 80

RPI	S	Opponent	Score
37	N	UCLA	75 74
45	N	North Carolina	85 75

RPI	S	Opponent	Score
62	H	Middle Tenn.	72 55

RPI	S	Opponent	Score
116	H	Southern U.	91 41
133	H	Virginia	63 51
145	N	South Fla.	85 63
148	H	Rhode Island	75 52
180	H	High Point	71 49
193	H	Alabama St.	87 35
208	H	Morehead St.	87 57
224	H	Sacred Heart	71 43
253	H	Murray St.	88 49
303	H	Western Caro.	99 39

LAST 12 Division I GAMES:

224	H	Sacred Heart	71	43	303	H	Western Caro.	99	39
253	H	Murray St.	88	49	62	H	Middle Tenn.	72	55
37	N	UCLA	75	74	8	A	Louisville	75	80
145	N	South Fla.	85	63	148	H	Rhode Island	75	52
180	H	High Point	71	49	208	H	Morehead St.	87	57
133	H	Virginia	63	51	45	N	North Carolina	85	75

Non-Div I Games:

Kentucky

■ Loss,
 ■ Non-Conf, S Site,
 ■ Home
 ■ Away
 N Neutral

Average RPI Win:	339	WON-LOST	WINNING	LAST 10	STRENGTH OF	OPP. STRENGTH	TEAM	ADJ.	CONF.	ADJ CONF.
Average RPI Loss:	251	RECORD	PCT. RANK	GAMES	SCHEDULE	OF SCHEDULE	RPI	RPI	RPI	RPI
DIV. I ONLY	1- 10	328	1-9	324	347	349	349	31	31	
DIV. I NON-CONF.	1- 10	330	1- 0	323	346	349	349	31	31	
<hr/>										
TOTALS	RPI 1-25	RPI 26-50	W-L RECORDS	RPI 51-100	RPI 101-150	RPI 150+				
1- 10	0- 0	0- 0	OVERALL	0- 1	0- 2	1- 7				
1- 3	0- 0	0- 0	HOME	0- 0	0- 0	1- 3				
0- 6	0- 0	0- 0	AWAY	0- 1	0- 1	0- 4				
0- 1	0- 0	0- 0	NEUTRAL	0- 0	0- 1	0- 0				
1- 10	0- 0	0- 0	NON-CONFERENCE	0- 1	0- 2	1- 7				
1- 3	0- 0	0- 0	HOME	0- 0	0- 0	1- 3				
0- 6	0- 0	0- 0	AWAY	0- 1	0- 1	0- 4				
0- 1	0- 0	0- 0	NEUTRAL	0- 0	0- 1	0- 0				
0- 0	0- 0	0- 0	CONFERENCE	0- 0	0- 0	0- 0				
0- 0	0- 0	0- 0	HOME	0- 0	0- 0	0- 0				
0- 0	0- 0	0- 0	AWAY	0- 0	0- 0	0- 0				
0- 0	0- 0	0- 0	NEUTRAL	0- 0	0- 0	0- 0				

RPI 1-25				RPI 26-50				RPI 51-100				RPI 101+				Team's RPI: 349			
RPI	S	Opponent	Score	RPI	S	Opponent	Score	RPI	S	Opponent	Score	RPI	S	Opponent	Score				
								67	A	Michigan	38	83	136	N	UC Irvine	71	84		
												137	A	Lehigh	38	72			
												277	A	Fairfield	43	71			
												280	A	Saint Peter's	59	86			
												283	H	UMass Lowell	64	69			
												319	H	Army West Point	42	57			
												334	H	NJIT	51	72			
												336	A	Manhattan	46	61			
												339	H	Lafayette	55	50			
												341	A	Grand Canyon	62	65			
LAST 12 Division I GAMES:																			
339	H	Lafayette	55	50	334	H	NJIT	51	72	67	A	Michigan	38	83	283	H	UMass Lowell	64	69
137	A	Lehigh	38	72	280	A	Saint Peter's	59	86	136	N	UC Irvine	71	84	319	H	Army West Point	42	57
277	A	Fairfield	43	71	283	H	UMass Lowell	64	69	336	A	Manhattan	46	61	339	H	Lafayette	55	50
319	H	Army West Point	42	57	341	A	Grand Canyon	62	65	341	A	Grand Canyon	62	65					
336	A	Manhattan	46	61															

Non-Div I Games:

LIU Brooklyn

Average RPI Win:	173	WON-LOST	WINNING	LAST 10	STRENGTH OF	OPP. STRENGTH	TEAM	ADJ.	CONF.	ADJ CONF.
Average RPI Loss:	40	RECORD	PCT. RANK	GAMES	SCHEDULE	OF SCHEDULE	RPI	RPI	RPI	RPI
DIV. I ONLY	9- 3	60	7-3	99	108	59	59	6	6	
DIV. I NON-CONF.	9- 3	62	1- 0	96	107	58	58	6	6	

TOTALS	RPI 1-25	RPI 26-50	W-L RECORDS	RPI 51-100	RPI 101-150	RPI 150+				
9- 3	1- 1	0- 1	OVERALL	1- 1	1- 0	6- 0				
7- 2	0- 0	0- 1	HOME	1- 1	1- 0	5- 0				
2- 1	1- 1	0- 0	AWAY	0- 0	0- 0	1- 0				
0- 0	0- 0	0- 0	NEUTRAL	0- 0	0- 0	0- 0				
9- 3	1- 1	0- 1	NON-CONFERENCE	1- 1	1- 0	6- 0				
7- 2	0- 0	0- 1	HOME	1- 1	1- 0	5- 0				
2- 1	1- 1	0- 0	AWAY	0- 0	0- 0	1- 0				
0- 0	0- 0	0- 0	NEUTRAL	0- 0	0- 0	0- 0				
0- 0	0- 0	0- 0	CONFERENCE	0- 0	0- 0	0- 0				
0- 0	0- 0	0- 0	HOME	0- 0	0- 0	0- 0				
0- 0	0- 0	0- 0	AWAY	0- 0	0- 0	0- 0				
0- 0	0- 0	0- 0	NEUTRAL	0- 0	0- 0	0- 0				

RPI 1-25				RPI 26-50				RPI 51-100 Team's RPI: 59				RPI 101+			
RPI	S	Opponent	Score	RPI	S	Opponent	Score	RPI	S	Opponent	Score	RPI	S	Opponent	Score
20	A	Florida St.	58 45	32	H	Kansas	61 68	51	H	Northern Colo.	62 57	145	H	South Fla.	78 49
24	A	Rutgers	43 57					65	H	Tulane	54 56	162	H	Sam Houston St.	66 52
												168	H	Nicholls St.	76 44
												170	H	Little Rock	60 45
												211	H	Southeastern La.	72 52
												310	A	Louisiana	76 54
												323	H	McNeese	86 36
LAST 12 Division I GAMES:															
145	H	South Fla.	78 49	168	H	Nicholls St.	76 44	24	A	Rutgers	43 57	323	H	McNeese	86 36
211	H	Southeastern La.	72 52	32	H	Kansas	61 68	170	H	Little Rock	60 45	20	A	Florida St.	58 45
310	A	Louisiana	76 54	51	H	Northern Colo.	62 57								
65	H	Tulane	54 56	162	H	Sam Houston St.	66 52								

Non-Div I Games:

LSU

Average RPI Win:	258	WON-LOST	WINNING	LAST 10	STRENGTH OF	OPP. STRENGTH	TEAM	ADJ.	CONF.	ADJ CONF.
Average RPI Loss:	139	RECORD	PCT. RANK	GAMES	SCHEDULE	OF SCHEDULE	RPI	RPI	RPI	RPI
DIV. I ONLY	3- 11	292	3-7	163	227	269	269	16	16	
DIV. I NON-CONF.	3- 11	290	0- 1	163	221	270	270	18	18	

TOTALS	RPI 1-25	RPI 26-50	W-L RECORDS	RPI 51-100	RPI 101-150	RPI 150+				
3- 11	0- 0	0- 1	OVERALL	0- 4	0- 1	3- 5				
1- 3	0- 0	0- 0	HOME	0- 1	0- 0	1- 2				
0- 8	0- 0	0- 1	AWAY	0- 3	0- 1	0- 3				
2- 0	0- 0	0- 0	NEUTRAL	0- 0	0- 0	2- 0				
3- 11	0- 0	0- 1	NON-CONFERENCE	0- 4	0- 1	3- 5				
1- 3	0- 0	0- 0	HOME	0- 1	0- 0	1- 2				
0- 8	0- 0	0- 1	AWAY	0- 3	0- 1	0- 3				
2- 0	0- 0	0- 0	NEUTRAL	0- 0	0- 0	2- 0				
0- 0	0- 0	0- 0	CONFERENCE	0- 0	0- 0	0- 0				
0- 0	0- 0	0- 0	HOME	0- 0	0- 0	0- 0				
0- 0	0- 0	0- 0	AWAY	0- 0	0- 0	0- 0				
0- 0	0- 0	0- 0	NEUTRAL	0- 0	0- 0	0- 0				

RPI 1-25				RPI 26-50				RPI 51-100				RPI 101+ Team's RPI: 269			
RPI	S	Opponent	Score	RPI	S	Opponent	Score	RPI	S	Opponent	Score	RPI	S	Opponent	Score
				28	A	Villanova	68 81	72	A	Oregon St.	46 100	134	A	Providence	47 77
								78	H	St. John's (NY)	57 83	153	A	Towson	68 92
								86	A	Harvard	43 88	166	H	Drexel	43 58
								88	A	Penn	34 65	197	N	Pepperdine	62 55
												203	H	Howard	54 57
												218	A	Temple	47 75
												279	H	Norfolk St.	62 52
												299	N	Northern Ky.	74 56
												302	A	Robert Morris	39 67
LAST 12 Division I GAMES:															
218	A	Temple	47 75	299	N	Northern Ky.	74 56	78	H	St. John's (NY)	57 83				
134	A	Providence	47 77					279	H	Norfolk St.	62 52				
197	N	Pepperdine	62 55	28	A	Villanova	68 81	88	A	Penn	34 65				
				153	A	Towson	68 92	72	A	Oregon St.	46 100				
				86	A	Harvard	43 88	166	H	Drexel	43 58				

Non-Div I Games:

La Salle

Average RPI Win:	281	WON-LOST	WINNING	LAST 10	STRENGTH OF	OPP. STRENGTH	TEAM	ADJ.	CONF.	ADJ CONF.
Average RPI Loss:	212	RECORD	PCT. RANK	GAMES	SCHEDULE	OF SCHEDULE	RPI	RPI	RPI	RPI
DIV. I ONLY	4- 5	191	6-4	350	149	318	318	15	15	
DIV. I NON-CONF.	4- 5	189	0- 0	350	149	318	318	16	16	

TOTALS	RPI 1-25	RPI 26-50	W-L RECORDS	RPI 51-100	RPI 101-150	RPI 150+				
4- 5	0- 0	0- 0	OVERALL	0- 0	0- 0	4- 5				
2- 1	0- 0	0- 0	HOME	0- 0	0- 0	2- 1				
2- 4	0- 0	0- 0	AWAY	0- 0	0- 0	2- 4				
0- 0	0- 0	0- 0	NEUTRAL	0- 0	0- 0	0- 0				
4- 5	0- 0	0- 0	NON-CONFERENCE	0- 0	0- 0	4- 5				
2- 1	0- 0	0- 0	HOME	0- 0	0- 0	2- 1				
2- 4	0- 0	0- 0	AWAY	0- 0	0- 0	2- 4				
0- 0	0- 0	0- 0	NEUTRAL	0- 0	0- 0	0- 0				
0- 0	0- 0	0- 0	CONFERENCE	0- 0	0- 0	0- 0				
0- 0	0- 0	0- 0	HOME	0- 0	0- 0	0- 0				
0- 0	0- 0	0- 0	AWAY	0- 0	0- 0	0- 0				
0- 0	0- 0	0- 0	NEUTRAL	0- 0	0- 0	0- 0				

RPI 1-25				RPI 26-50				RPI 51-100				RPI 101+				Team's RPI: 318
RPI	S	Opponent	Score	RPI	S	Opponent	Score	RPI	S	Opponent	Score	RPI	S	Opponent	Score	
												158	A	Texas Tech	42	86
												168	H	Nicholls St.	54	55
												204	A	New Orleans	57	44
												211	A	Southeastern La.	42	49
												250	A	SMU	38	49
												275	A	Houston Baptist	60	68
												276	H	Mississippi Val.	72	65
												321	A	Northwestern St.	63	55
												323	H	McNeese	69	60

LAST 12 Division I GAMES:																
275	A	Houston Baptist	60	68	276	H	Mississippi Val.	72	65	321	A	Northwestern St.	63	55		
211	A	Southeastern La.	42	49	204	A	New Orleans	57	44	323	H	McNeese	69	60		
168	H	Nicholls St.	54	55	323	H	McNeese	69	60	158	A	Texas Tech	42	86		
					250	A	SMU	38	49							

Non-Div I Games: LSU-Alexandria 93 62 Ark. -Monticello 70 39

La. -Monroe

Average RPI Win:	296	WON-LOST	WINNING	LAST 10	STRENGTH OF	OPP. STRENGTH	TEAM	ADJ.	CONF.	ADJ CONF.
Average RPI Loss:	283	RECORD	PCT. RANK	GAMES	SCHEDULE	OF SCHEDULE	RPI	RPI	RPI	RPI
DIV. I ONLY	5- 6	181	4-6	351	309	339	339	26	26	
DIV. I NON-CONF.	5- 6	176	0- 1	351	308	339	339	26	26	

TOTALS	RPI 1-25	RPI 26-50	W-L RECORDS	RPI 51-100	RPI 101-150	RPI 150+				
5- 6	0- 0	0- 0	OVERALL	0- 0	0- 0	5- 6				
3- 2	0- 0	0- 0	HOME	0- 0	0- 0	3- 2				
2- 3	0- 0	0- 0	AWAY	0- 0	0- 0	2- 3				
0- 1	0- 0	0- 0	NEUTRAL	0- 0	0- 0	0- 1				
5- 6	0- 0	0- 0	NON-CONFERENCE	0- 0	0- 0	5- 6				
3- 2	0- 0	0- 0	HOME	0- 0	0- 0	3- 2				
2- 3	0- 0	0- 0	AWAY	0- 0	0- 0	2- 3				
0- 1	0- 0	0- 0	NEUTRAL	0- 0	0- 0	0- 1				
0- 0	0- 0	0- 0	CONFERENCE	0- 0	0- 0	0- 0				
0- 0	0- 0	0- 0	HOME	0- 0	0- 0	0- 0				
0- 0	0- 0	0- 0	AWAY	0- 0	0- 0	0- 0				
0- 0	0- 0	0- 0	NEUTRAL	0- 0	0- 0	0- 0				

RPI 1-25				RPI 26-50				RPI 51-100				RPI 101+				Team's RPI: 339
RPI	S	Opponent	Score	RPI	S	Opponent	Score	RPI	S	Opponent	Score	RPI	S	Opponent	Score	
												205	H	Cornell I	59	62
												213	N	Del aware	47	65
												238	H	Monmouth	73	69
												263	H	Bi nghamton	59	50
												280	H	Saint Peter' s	60	62
												300	H	Al bany (NY)	67	66
												314	A	Fl a. Atlantic	49	53
												333	A	Wagner	66	43
												336	A	Manhattan	49	60
												347	A	Fai rlei gh Di ckin son	63	57
												349	A	LIU Brookl yn	50	55
LAST 12 Divi sion I GAMES:																
				213	N	Del aware	47	65	314	A	Fl a. Atlantic	49	53			
				349	A	LIU Brookl yn	50	55	280	H	Saint Peter' s	60	62			
				205	H	Cornell I	59	62	333	A	Wagner	66	43			
				238	H	Monmouth	73	69	263	H	Bi nghamton	59	50			
				336	A	Manhattan	49	60	347	A	Fai rlei gh Di ckin son	63	57			
				300	H	Al bany (NY)	67	66								

Non-Di v I Games:

Lafayette

Average RPI Win:	140	WON-LOST	WINNING	LAST 10	STRENGTH OF	OPP. STRENGTH	TEAM	ADJ.	CONF.	ADJ CONF.
Average RPI Loss:	85	RECORD	PCT. RANK	GAMES	SCHEDULE	OF SCHEDULE	RPI	RPI	RPI	RPI

DIV. I ONLY	3- 4	197	6-4	5	287	26	26	22	22
DIV. I NON-CONF.	3- 4	199	0- 0	5	288	23	23	22	22

TOTALS	RPI 1-25	RPI 26-50	W-L RECORDS	RPI 51-100	RPI 101-150	RPI 150+			
3- 4	0- 1	1- 0	OVERALL	1- 2	0- 0	1- 1			
1- 0	0- 0	0- 0	HOME	1- 0	0- 0	0- 0			
2- 3	0- 1	1- 0	AWAY	0- 1	0- 0	1- 1			
0- 1	0- 0	0- 0	NEUTRAL	0- 1	0- 0	0- 0			
3- 4	0- 1	1- 0	NON-CONFERENCE	1- 2	0- 0	1- 1			
1- 0	0- 0	0- 0	HOME	1- 0	0- 0	0- 0			
2- 3	0- 1	1- 0	AWAY	0- 1	0- 0	1- 1			
0- 1	0- 0	0- 0	NEUTRAL	0- 1	0- 0	0- 0			
0- 0	0- 0	0- 0	CONFERENCE	0- 0	0- 0	0- 0			
0- 0	0- 0	0- 0	HOME	0- 0	0- 0	0- 0			
0- 0	0- 0	0- 0	AWAY	0- 0	0- 0	0- 0			
0- 0	0- 0	0- 0	NEUTRAL	0- 0	0- 0	0- 0			

RPI 1-25				RPI 26-50				Team's RPI: 26				RPI 51-100				RPI 101+			
RPI	S	Opponent	Score	RPI	S	Opponent	Score	RPI	S	Opponent	Score	RPI	S	Opponent	Score	RPI	S	Opponent	Score
19	A	Mississippi St.	53 104	41	A	Texas A&M	74 68	61	N	Ohio	62 87	189	A	Denver	110 117	310	A	Louisiana	79 77

Non-Div I Games: LeTourneau 104 27 Louisiana Col. 94 43 McMurry 100 37 Howard Payne 93 37 Lamar University

Average RPI	Win:	260	WON-LOST	WINNING	LAST 10	STRENGTH OF	OPP. STRENGTH	TEAM	ADJ.	CONF.	ADJ CONF.
Average RPI	Loss:	36	RECORD	PCT. RANK	GAMES	SCHEDULE	OF SCHEDULE	RPI	RPI	RPI	RPI
DIV. I ONLY		7- 3		83	7-3	217	114	137	137	26	26
DIV. I NON-CONF.		7- 3		82	0- 1	209	116	137	137	26	26

TOTALS	RPI 1-25		RPI 26-50		W-L RECORDS	RPI 51-100		RPI 101-150		RPI 150+	
7- 3	0- 1		0- 1		OVERALL	0- 1		0- 0		7- 0	
5- 2	0- 0		0- 1		HOME	0- 1		0- 0		5- 0	
2- 1	0- 1		0- 0		AWAY	0- 0		0- 0		2- 0	
0- 0	0- 0		0- 0		NEUTRAL	0- 0		0- 0		0- 0	
7- 3	0- 1		0- 1		NON-CONFERENCE	0- 1		0- 0		7- 0	
5- 2	0- 0		0- 1		HOME	0- 1		0- 0		5- 0	
2- 1	0- 1		0- 0		AWAY	0- 0		0- 0		2- 0	
0- 0	0- 0		0- 0		NEUTRAL	0- 0		0- 0		0- 0	
0- 0	0- 0		0- 0		CONFERENCE	0- 0		0- 0		0- 0	
0- 0	0- 0		0- 0		HOME	0- 0		0- 0		0- 0	
0- 0	0- 0		0- 0		AWAY	0- 0		0- 0		0- 0	
0- 0	0- 0		0- 0		NEUTRAL	0- 0		0- 0		0- 0	

RPI 1-25				RPI 26-50				RPI 51-100				RPI 101+ Team's RPI: 137			
RPI	S	Opponent	Score	RPI	S	Opponent	Score	RPI	S	Opponent	Score	RPI	S	Opponent	Score
1	A	Notre Dame	68 95	28	H	Villanova	48 70	79	H	Charlotte	60 62	205	H	Cornell	67 54
												224	H	Sacred Heart	70 66
												238	H	Monmouth	63 48
												262	A	Central Conn. St.	88 62
												263	A	Binghamton	65 55
												279	H	Norfolk St.	62 41
												349	H	LIU Brooklyn	72 38

LAST 12 Division I GAMES:															
263	A	Binghamton	65 55	79	H	Charlotte	60 62	1	A	Notre Dame	68 95	224	H	Sacred Heart	70 66
28	H	Villanova	48 70	349	H	LIU Brooklyn	72 38	205	H	Cornell	67 54	279	H	Norfolk St.	62 41
238	H	Monmouth	63 48												
262	A	Central Conn. St.	88 62												

Non-Div I Games: Kutztown 73 39

Lehigh

Average RPI Win:	210	WON-LOST	WINNING	LAST 10	STRENGTH OF	OPP. STRENGTH	TEAM	ADJ.	CONF.	ADJ CONF.
Average RPI Loss:	148	RECORD	PCT. RANK	GAMES	SCHEDULE	OF SCHEDULE	RPI	RPI	RPI	RPI
DIV. I ONLY	3- 9	270	3-7	225	143	270	270	28	28	
DIV. I NON-CONF.	3- 9	269	0- 1	220	141	271	271	28	28	

TOTALS	RPI 1-25	RPI 26-50	W-L RECORDS	RPI 51-100	RPI 101-150	RPI 150+				
3- 9	0- 1	0- 1	OVERALL	0- 1	1- 2	2- 4				
1- 2	0- 0	0- 1	HOME	0- 0	0- 1	1- 0				
1- 4	0- 0	0- 0	AWAY	0- 0	0- 1	1- 3				
1- 3	0- 1	0- 0	NEUTRAL	0- 1	1- 0	0- 1				
3- 9	0- 1	0- 1	NON-CONFERENCE	0- 1	1- 2	2- 4				
1- 2	0- 0	0- 1	HOME	0- 0	0- 1	1- 0				
1- 4	0- 0	0- 0	AWAY	0- 0	0- 1	1- 3				
1- 3	0- 1	0- 0	NEUTRAL	0- 1	1- 0	0- 1				
0- 0	0- 0	0- 0	CONFERENCE	0- 0	0- 0	0- 0				
0- 0	0- 0	0- 0	HOME	0- 0	0- 0	0- 0				
0- 0	0- 0	0- 0	AWAY	0- 0	0- 0	0- 0				
0- 0	0- 0	0- 0	NEUTRAL	0- 0	0- 0	0- 0				

RPI 1-25				RPI 26-50				RPI 51-100				RPI 101+ Team's RPI: 270			
RPI	S	Opponent	Score	RPI	S	Opponent	Score	RPI	S	Opponent	Score	RPI	S	Opponent	Score
18	N	UCF	45 53	40	H	Virginia Tech	61 72	79	N	Charlotte	61 63	102	H	James Madison	53 74
												121	A	Chattanooga	60 75
												126	N	Duquesne	55 51
												191	A	East Carolina	63 66
												225	A	Bethune-Cookman	76 81
												233	H	Saint Francis (PA)	82 53
												272	A	ETSU	89 86
												273	A	UNC Greensboro	45 48
												279	N	Norfolk St.	53 66

LAST 12 Division I GAMES:															
279	N	Norfolk St.	53 66	18	N	UCF	45 53	273	A	UNC Greensboro	45 48	191	A	East Carolina	63 66
126	N	Duquesne	55 51	273	A	UNC Greensboro	45 48	272	A	ETSU	89 86	102	H	James Madison	53 74
121	A	Chattanooga	60 75	272	A	ETSU	89 86	102	H	James Madison	53 74	79	N	Charlotte	61 63
233	H	Saint Francis (PA)	82 53	79	N	Charlotte	61 63								
40	H	Virginia Tech	61 72												
225	A	Bethune-Cookman	76 81												

Non-Div I Games:

Liberty

Average RPI Win:	268	WON-LOST	WINNING	LAST 10	STRENGTH OF	OPP. STRENGTH	TEAM	ADJ.	CONF.	ADJ CONF.
Average RPI Loss:	177	RECORD	PCT. RANK	GAMES	SCHEDULE	OF SCHEDULE	RPI	RPI	RPI	RPI
DIV. I ONLY	2- 11	316	0-10	245	261	320	320	28	28	
DIV. I NON-CONF.	2- 11	317	0- 1	242	256	320	320	28	28	

TOTALS	RPI 1-25	RPI 26-50	W-L RECORDS	RPI 51-100	RPI 101-150	RPI 150+				
2- 11	0- 0	0- 1	OVERALL	0- 2	0- 3	2- 5				
1- 4	0- 0	0- 0	HOME	0- 1	0- 1	1- 2				
1- 7	0- 0	0- 1	AWAY	0- 1	0- 2	1- 3				
0- 0	0- 0	0- 0	NEUTRAL	0- 0	0- 0	0- 0				
2- 11	0- 0	0- 1	NON-CONFERENCE	0- 2	0- 3	2- 5				
1- 4	0- 0	0- 0	HOME	0- 1	0- 1	1- 2				
1- 7	0- 0	0- 1	AWAY	0- 1	0- 2	1- 3				
0- 0	0- 0	0- 0	NEUTRAL	0- 0	0- 0	0- 0				
0- 0	0- 0	0- 0	CONFERENCE	0- 0	0- 0	0- 0				
0- 0	0- 0	0- 0	HOME	0- 0	0- 0	0- 0				
0- 0	0- 0	0- 0	AWAY	0- 0	0- 0	0- 0				
0- 0	0- 0	0- 0	NEUTRAL	0- 0	0- 0	0- 0				

RPI	S	Opponent	Score	RPI	S	Opponent	Score	RPI	S	Opponent	Score	RPI	S	Opponent	Score
46	A	Belmont	43 83	95	A	Clemson	26 68	100	H	UT Martin	53 62	108	H	Tennessee Tech	52 67
												142	A	Cincinnati	55 71
												149	A	Georgia	45 77
												165	H	Jacksonville St.	46 58
												208	A	Morehead St.	44 79
												246	A	Alabama A&M	62 58
												253	A	Murray St.	61 97
												289	H	Tennessee St.	64 62
												338	H	Col. of Charleston	63 65
												345	A	Austin Peay	58 70
Team's RPI: 320															

LAST 12 Division I GAMES:															
208	A	Morehead St.	44 79	149	A	Georgia	45 77	338	H	Col. of Charleston	63 65	100	H	UT Martin	53 62
108	H	Tennessee Tech	52 67	345	A	Belmont	43 83	100	H	Austin Peay	58 70	100	H	Cincinnati	55 71
253	A	Murray St.	61 97	100	H	UT Martin	53 62	100	H	UT Martin	53 62	100	H	UT Martin	53 62
165	H	Jacksonville St.	46 58	100	H	UT Martin	53 62	100	H	UT Martin	53 62	100	H	UT Martin	53 62
246	A	Alabama A&M	62 58	100	H	UT Martin	53 62	100	H	UT Martin	53 62	100	H	UT Martin	53 62
95	A	Clemson	26 68	100	H	UT Martin	53 62	100	H	UT Martin	53 62	100	H	UT Martin	53 62

Non-Div I Games:

Lipscomb

Average RPI Win:	239	WON-LOST	WINNING	LAST 10	STRENGTH OF	OPP. STRENGTH	TEAM	ADJ.	CONF.	ADJ CONF.
Average RPI Loss:	87	RECORD	PCT. RANK	GAMES	SCHEDULE	OF SCHEDULE	RPI	RPI	RPI	RPI
DIV. I ONLY	4- 7	229	3-7	70	167	170	170	15	15	
DIV. I NON-CONF.	4- 7	227	0- 1	72	166	172	172	16	16	

TOTALS	RPI 1-25	RPI 26-50	W-L RECORDS	RPI 51-100	RPI 101-150	RPI 150+				
4- 7	0- 1	0- 1	OVERALL	0- 2	0- 1	4- 2				
1- 5	0- 1	0- 1	HOME	0- 1	0- 1	1- 1				
3- 2	0- 0	0- 0	AWAY	0- 1	0- 0	3- 1				
0- 0	0- 0	0- 0	NEUTRAL	0- 0	0- 0	0- 0				
4- 7	0- 1	0- 1	NON-CONFERENCE	0- 2	0- 1	4- 2				
1- 5	0- 1	0- 1	HOME	0- 1	0- 1	1- 1				
3- 2	0- 0	0- 0	AWAY	0- 1	0- 0	3- 1				
0- 0	0- 0	0- 0	NEUTRAL	0- 0	0- 0	0- 0				
0- 0	0- 0	0- 0	CONFERENCE	0- 0	0- 0	0- 0				
0- 0	0- 0	0- 0	HOME	0- 0	0- 0	0- 0				
0- 0	0- 0	0- 0	AWAY	0- 0	0- 0	0- 0				
0- 0	0- 0	0- 0	NEUTRAL	0- 0	0- 0	0- 0				

RPI 1-25				RPI 26-50				RPI 51-100				RPI 101+ Team's RPI: 170			
RPI	S	Opponent	Score	RPI	S	Opponent	Score	RPI	S	Opponent	Score	RPI	S	Opponent	Score
19	H	Mississippi St.	63 98	41	H	Texas A&M	40 61	59	A	LSU	45 60	111	H	Rice	65 79
								69	H	Kansas St.	47 53	151	A	Missouri St.	44 48
												157	H	Western Ky.	56 68
												164	A	Louisiana Tech	69 58
												181	A	Tulsa	63 53
												298	A	Memphis	63 60
												314	H	Fla. Atlantic	61 38

LAST 12 Division I GAMES:															
151	A	Missouri St.	44 48	181	A	Tulsa	63 53								
298	A	Memphis	63 60	69	H	Kansas St.	47 53								
111	H	Rice	65 79	157	H	Western Ky.	56 68								
314	H	Fla. Atlantic	61 38	19	H	Mississippi St.	63 98								
164	A	Louisiana Tech	69 58	59	A	LSU	45 60								
				41	H	Texas A&M	40 61								

Non-Div I Games:

Little Rock

Average RPI Win:	195	WON-LOST	WINNING	LAST 10	STRENGTH OF	OPP. STRENGTH	TEAM	ADJ.	CONF.	ADJ CONF.
Average RPI Loss:	119	RECORD	PCT. RANK	GAMES	SCHEDULE	OF SCHEDULE	RPI	RPI	RPI	RPI
DIV. I ONLY	3- 10	278	3-7	82	165	234	234	21	21	
DIV. I NON-CONF.	3- 10	277	1- 0	83	163	234	234	21	21	

TOTALS	RPI 1-25	RPI 26-50	W-L RECORDS	RPI 51-100	RPI 101-150	RPI 150+				
3- 10	0- 1	0- 0	OVERALL	1- 4	1- 2	1- 3				
2- 6	0- 0	0- 0	HOME	1- 3	0- 0	1- 3				
1- 4	0- 1	0- 0	AWAY	0- 1	1- 2	0- 0				
0- 0	0- 0	0- 0	NEUTRAL	0- 0	0- 0	0- 0				
3- 10	0- 1	0- 0	NON-CONFERENCE	1- 4	1- 2	1- 3				
2- 6	0- 0	0- 0	HOME	1- 3	0- 0	1- 3				
1- 4	0- 1	0- 0	AWAY	0- 1	1- 2	0- 0				
0- 0	0- 0	0- 0	NEUTRAL	0- 0	0- 0	0- 0				
0- 0	0- 0	0- 0	CONFERENCE	0- 0	0- 0	0- 0				
0- 0	0- 0	0- 0	HOME	0- 0	0- 0	0- 0				
0- 0	0- 0	0- 0	AWAY	0- 0	0- 0	0- 0				
0- 0	0- 0	0- 0	NEUTRAL	0- 0	0- 0	0- 0				

RPI 1-25				RPI 26-50				RPI 51-100				RPI 101+ Team's RPI: 234			
RPI	S	Opponent	Score	RPI	S	Opponent	Score	RPI	S	Opponent	Score	RPI	S	Opponent	Score
3	A	Oregon	48 110					54	H	Southern Cal i fornia	50 86	115	A	Loyol a Marymount	62 71
								55	A	Utah	59 82	129	A	Montana St.	62 85
								74	H	UNI	64 71	147	A	Utah St.	50 48
								84	H	Ari zona	43 70	185	H	San Di ego	56 60
								97	H	Idaho	70 63	228	H	Nevada	67 76
												267	H	Cal i fornia Bapti st	83 85
												341	H	Grand Canyon	57 50
LAST 12 Division I GAMES:															
147	A	Utah St.	50 48	84	H	Ari zona	43 70	185	H	San Di ego	56 60	3	A	Oregon	48 110
341	H	Grand Canyon	57 50	185	H	San Di ego	56 60	129	A	Montana St.	62 85	97	H	Idaho	70 63
115	A	Loyol a Marymount	62 71	129	A	Montana St.	62 85	74	H	UNI	64 71				
228	H	Nevada	67 76	97	H	Idaho	70 63								
55	A	Utah	59 82												
54	H	Southern Cal i fornia	50 86												

Non-Div I Games:

Long Beach St.

Average RPI	Win:	223	WON-LOST	WINNING	LAST 10	STRENGTH OF	OPP. STRENGTH	TEAM	ADJ.	CONF.	ADJ CONF.
Average RPI	Loss:	205	RECORD	PCT. RANK	GAMES	SCHEDULE	OF SCHEDULE	RPI	RPI	RPI	RPI
DIV. I ONLY		1- 9	324	1-9	291	291	343	343	29	29	
DIV. I NON-CONF.		1- 9	326	0- 1	289	292	344	344	29	29	

TOTALS	RPI 1-25		RPI 26-50		W-L RECORDS	RPI 51-100		RPI 101-150		RPI 150+	
1- 9	0- 0		0- 1		OVERALL	0- 0		0- 2		1- 6	
1- 4	0- 0		0- 0		HOME	0- 0		0- 0		1- 4	
0- 4	0- 0		0- 1		AWAY	0- 0		0- 2		0- 1	
0- 1	0- 0		0- 0		NEUTRAL	0- 0		0- 0		0- 1	
1- 9	0- 0		0- 1		NON-CONFERENCE	0- 0		0- 2		1- 6	
1- 4	0- 0		0- 0		HOME	0- 0		0- 0		1- 4	
0- 4	0- 0		0- 1		AWAY	0- 0		0- 2		0- 1	
0- 1	0- 0		0- 0		NEUTRAL	0- 0		0- 0		0- 1	
0- 0	0- 0		0- 0		CONFERENCE	0- 0		0- 0		0- 0	
0- 0	0- 0		0- 0		HOME	0- 0		0- 0		0- 0	
0- 0	0- 0		0- 0		AWAY	0- 0		0- 0		0- 0	
0- 0	0- 0		0- 0		NEUTRAL	0- 0		0- 0		0- 0	

RPI 1-25				RPI 26-50				RPI 51-100				RPI 101+ Team's RPI: 343			
RPI	S	Opponent	Score	RPI	S	Opponent	Score	RPI	S	Opponent	Score	RPI	S	Opponent	Score
				40	A	Virginia Tech	39 93					140	A	VCU	55 84
												150	A	UNCW	33 35
												191	N	East Carolina	52 61
												221	H	Eastern Mich.	45 64
												223	H	UMES	83 71
												233	H	Saint Francis (PA)	88 91
												257	H	Wofford	72 101
												279	A	Norfolk St.	42 74
												333	H	Wagner	60 86

LAST 12 Division I GAMES:															
				40	A	Virginia Tech	39 93	221	H	Eastern Mich.	45 64				
				150	A	UNCW	33 35	279	A	Norfolk St.	42 74				
				191	N	East Carolina	52 61	257	H	Wofford	72 101				
				140	A	VCU	55 84	233	H	Saint Francis (PA)	88 91				
								223	H	UMES	83 71				
								333	H	Wagner	60 86				

Non-Div I Games:

Longwood

Average RPI Win:	310	WON-LOST	WINNING	LAST 10	STRENGTH OF	OPP. STRENGTH	TEAM	ADJ.	CONF.	ADJ CONF.
Average RPI Loss:	144	RECORD	PCT. RANK	GAMES	SCHEDULE	OF SCHEDULE	RPI	RPI	RPI	RPI
DIV. I ONLY	2- 8	293	2-8	277	128	310	310	15	15	
DIV. I NON-CONF.	2- 8	291	0- 1	275	125	311	311	16	16	

TOTALS	RPI 1-25	RPI 26-50	W-L RECORDS	RPI 51-100	RPI 101-150	RPI 150+				
2- 8	0- 1	0- 2	OVERALL	0- 1	0- 0	2- 4				
1- 3	0- 0	0- 1	HOME	0- 1	0- 0	1- 1				
1- 4	0- 1	0- 1	AWAY	0- 0	0- 0	1- 2				
0- 1	0- 0	0- 0	NEUTRAL	0- 0	0- 0	0- 1				
2- 8	0- 1	0- 2	NON-CONFERENCE	0- 1	0- 0	2- 4				
1- 3	0- 0	0- 1	HOME	0- 1	0- 0	1- 1				
1- 4	0- 1	0- 1	AWAY	0- 0	0- 0	1- 2				
0- 1	0- 0	0- 0	NEUTRAL	0- 0	0- 0	0- 1				
0- 0	0- 0	0- 0	CONFERENCE	0- 0	0- 0	0- 0				
0- 0	0- 0	0- 0	HOME	0- 0	0- 0	0- 0				
0- 0	0- 0	0- 0	AWAY	0- 0	0- 0	0- 0				
0- 0	0- 0	0- 0	NEUTRAL	0- 0	0- 0	0- 0				

RPI 1-25				RPI 26-50				RPI 51-100				RPI 101+ Team's RPI: 310			
RPI	S	Opponent	Score	RPI	S	Opponent	Score	RPI	S	Opponent	Score	RPI	S	Opponent	Score
19	A	Mississippi St.	36 104	26	H	Lamar University	77 79	59	H	LSU	54 76	162	H	Sam Houston St.	62 68
				31	A	Auburn	59 71					258	A	Ole Miss	57 79
												274	A	UTRGV	60 75
												296	H	Jackson St.	68 61
												323	A	McNeese	70 59
												326	N	A&M-Corpus Christi	63 64

LAST 12 Division I GAMES:															
19	A	Mississippi St.	36 104	326	N	A&M-Corpus Christi	63 64	31	A	Auburn	59 71	296	H	Jackson St.	68 61
59	H	LSU	54 76	26	H	Lamar University	77 79	274	A	UTRGV	60 75	323	A	McNeese	70 59
258	A	Ole Miss	57 79												

Non-Div I Games: Dillard 69 72

Louisiana

Average RPI Win:	211	WON-LOST	WINNING	LAST 10	STRENGTH OF	OPP. STRENGTH	TEAM	ADJ.	CONF.	ADJ CONF.
Average RPI Loss:	152	RECORD	PCT. RANK	GAMES	SCHEDULE	OF SCHEDULE	RPI	RPI	RPI	RPI

DIV. I ONLY	7- 5	128	6-4	271	74	164	164	19	19
DIV. I NON-CONF.	7- 5	133	1- 0	270	73	166	166	19	19

TOTALS	RPI 1-25	RPI 26-50	W-L RECORDS	RPI 51-100	RPI 101-150	RPI 150+			
7- 5	0- 1	0- 0	OVERALL	1- 0	1- 0	5- 4			
3- 1	0- 0	0- 0	HOME	0- 0	1- 0	2- 1			
3- 3	0- 1	0- 0	AWAY	0- 0	0- 0	3- 2			
1- 1	0- 0	0- 0	NEUTRAL	1- 0	0- 0	0- 1			
7- 5	0- 1	0- 0	NON-CONFERENCE	1- 0	1- 0	5- 4			
3- 1	0- 0	0- 0	HOME	0- 0	1- 0	2- 1			
3- 3	0- 1	0- 0	AWAY	0- 0	0- 0	3- 2			
1- 1	0- 0	0- 0	NEUTRAL	1- 0	0- 0	0- 1			
0- 0	0- 0	0- 0	CONFERENCE	0- 0	0- 0	0- 0			
0- 0	0- 0	0- 0	HOME	0- 0	0- 0	0- 0			
0- 0	0- 0	0- 0	AWAY	0- 0	0- 0	0- 0			
0- 0	0- 0	0- 0	NEUTRAL	0- 0	0- 0	0- 0			

RPI 1-25				RPI 26-50				RPI 51-100				RPI 101+ Team's RPI: 164			
RPI	S	Opponent	Score	RPI	S	Opponent	Score	RPI	S	Opponent	Score	RPI	S	Opponent	Score
22	A	Arizona St.	44 80					99	N	Alabama	79 62	107	H	Houston	100 88
												151	N	Missouri St.	70 82
												170	H	Little Rock	58 69
												171	A	UMKC	70 80
												178	A	Arkansas St.	80 70
												211	H	Southeastern La.	72 53
												245	A	Wichita St.	56 70
												258	H	Ole Miss	80 71
												298	A	Memphis	66 50
												323	A	McNeese	89 48
LAST 12 Division I GAMES:															
323	A	McNeese	89 48	99	N	Alabama	79 62	245	A	Wichita St.	56 70				
171	A	UMKC	70 80	178	A	Arkansas St.	80 70	298	A	Memphis	66 50				
151	N	Missouri St.	70 82	107	H	Houston	100 88	170	H	Little Rock	58 69				
258	H	Ole Miss	80 71												
211	H	Southeastern La.	72 53												
22	A	Arizona St.	44 80												

Non-Div I Games: LSU-Alexandria 112 70

Louisiana Tech

Average RPI	Win:	120	WON-LOST	WINNING	LAST 10	STRENGTH OF	OPP. STRENGTH	TEAM	ADJ.	CONF.	ADJ CONF.
Average RPI	Loss:	0	RECORD	PCT. RANK	GAMES	SCHEDULE	OF SCHEDULE	RPI	RPI	RPI	RPI
DIV. I ONLY		12- 0		1	10-0	55	68	8	8	1	1
DIV. I NON-CONF.		12- 0		1	1- 0	55	65	8	8	1	1

TOTALS	RPI 1-25		RPI 26-50		W-L RECORDS	RPI 51-100		RPI 101-150		RPI 150+	
12- 0	2- 0		1- 0		OVERALL	3- 0		3- 0		3- 0	
6- 0	1- 0		0- 0		HOME	2- 0		1- 0		2- 0	
4- 0	0- 0		1- 0		AWAY	1- 0		1- 0		1- 0	
2- 0	1- 0		0- 0		NEUTRAL	0- 0		1- 0		0- 0	
12- 0	2- 0		1- 0		NON-CONFERENCE	3- 0		3- 0		3- 0	
6- 0	1- 0		0- 0		HOME	2- 0		1- 0		2- 0	
4- 0	0- 0		1- 0		AWAY	1- 0		1- 0		1- 0	
2- 0	1- 0		0- 0		NEUTRAL	0- 0		1- 0		0- 0	
0- 0	0- 0		0- 0		CONFERENCE	0- 0		0- 0		0- 0	
0- 0	0- 0		0- 0		HOME	0- 0		0- 0		0- 0	
0- 0	0- 0		0- 0		AWAY	0- 0		0- 0		0- 0	
0- 0	0- 0		0- 0		NEUTRAL	0- 0		0- 0		0- 0	

RPI	S	Opponent	Score	RPI	S	Opponent	Score	RPI	S	Opponent	Score	RPI	S	Opponent	Score
22	N	Arizona St.	58 56	44	A	Central Mich.	72 68	63	H	Nebraska	85 68	112	N	Hartford	86 69
23	H	Kentucky	80 75					76	A	Boise St.	74 55	121	A	Chattanooga	75 49
								100	H	UT Martin	102 62	131	H	Miami (OH)	95 73
												157	A	Western Ky.	102 80
												289	H	Tennessee St.	107 52
												299	H	Northern Ky.	92 59

LAST 12 Division I GAMES:															
299	H	Northern Ky.	92 59	44	A	Central Mich.	72 68	112	N	Hartford	86 69				
23	H	Kentucky	80 75					22	N	Arizona St.	58 56				
100	H	UT Martin	102 62					76	A	Boise St.	74 55				
289	H	Tennessee St.	107 52					121	A	Chattanooga	75 49				
63	H	Nebraska	85 68					157	A	Western Ky.	102 80				
131	H	Miami (OH)	95 73												

Non-Div I Games:

Louisville

Average RPI Win: 319

Average RPI Loss: 114

WON-LOST
RECORDWINNING
PCT. RANKLAST 10
GAMESSTRENGTH OF
SCHEDULEOPP. STRENGTH
OF SCHEDULETEAM
RPIADJ.
RPICONF.
RPIADJ CONF.
RPIDIV. I ONLY
DIV. I NON-CONF.6- 5
6- 5142
1456-4
0- 1314
313258
253255
253255
25314
1414
14

TOTALS

RPI 1-25

RPI 26-50

W-L RECORDS

RPI 51-100

RPI 101-150

RPI 150+

6- 5 0- 0
4- 2 0- 0
2- 3 0- 0
0- 0 0- 00- 1
0- 1
0- 0
0- 0OVERALL
HOME
AWAY
NEUTRAL0- 1
0- 0
0- 1
0- 00- 1
0- 0
0- 1
0- 06- 2
4- 1
2- 1
0- 06- 5 0- 0
4- 2 0- 0
2- 3 0- 0
0- 0 0- 00- 1
0- 1
0- 0
0- 0NON-CONFERENCE
HOME
AWAY
NEUTRAL0- 1
0- 0
0- 1
0- 00- 1
0- 0
0- 1
0- 06- 2
4- 1
2- 1
0- 00- 0 0- 0
0- 0 0- 0
0- 0 0- 0
0- 0 0- 00- 0
0- 0
0- 0
0- 0CONFERENCE
HOME
AWAY
NEUTRAL0- 0
0- 0
0- 0
0- 00- 0
0- 0
0- 0
0- 00- 0
0- 0
0- 0
0- 0

RPI 1-25

RPI S Opponent Score

RPI 26-50

RPI S Opponent Score
49 H DePaul 76 102

RPI 51-100

RPI S Opponent Score
73 A Purdue 41 65

RPI 101+

Team's RPI: 255

RPI	S	Opponent	Score
124	A	Youngstown St.	63 74
154	A	Bowling Green	74 88
171	H	UMKC	74 88
260	H	SIUE	56 43
322	H	Detroit Mercy	52 43
324	A	Western Mi ch.	64 53
330	A	UI C	75 60
331	H	Chi cago St.	76 40
346	H	Purdue Fort Wayne	81 67

LAST 12 Division I GAMES:

171	H	UMKC	74 88	49	H	DePaul	76 102
73	A	Purdue	41 65	154	A	Bowling Green	74 88
260	H	SIUE	56 43	330	A	UI C	75 60
324	A	Western Mi ch.	64 53	322	H	Detroit Mercy	52 43
346	H	Purdue Fort Wayne	81 67	124	A	Youngstown St.	63 74
331	H	Chi cago St.	76 40				

L
o
y
o
l
a
C
h
i
c
a
g
oL
o
y
o
l
a
C
h
i
c
a
g
o

Non-Div I Games:

Loyol a Chi cago

■ Loss,
 ■ Non-Conf,
 ■ S Site,
 ■ H Home
 ■ A Away
 N Neutral

Average RPI Win:	238	WON-LOST	WINNING	LAST 10	STRENGTH OF	OPP. STRENGTH	TEAM	ADJ.	CONF.	ADJ CONF.
Average RPI Loss:	175	RECORD	PCT. RANK	GAMES	SCHEDULE	OF SCHEDULE	RPI	RPI	RPI	RPI
DIV. I ONLY	1- 10	328	1-9	126	293	284	284	26	26	
DIV. I NON-CONF.	1- 10	330	0- 1	128	294	286	286	26	26	

TOTALS	RPI 1-25	RPI 26-50	W-L RECORDS	RPI 51-100	RPI 101-150	RPI 150+				
1- 10	0- 0	0- 1	OVERALL	0- 1	0- 1	1- 7				
0- 3	0- 0	0- 0	HOME	0- 0	0- 0	0- 3				
1- 6	0- 0	0- 1	AWAY	0- 0	0- 1	1- 4				
0- 1	0- 0	0- 0	NEUTRAL	0- 1	0- 0	0- 0				
1- 10	0- 0	0- 1	NON-CONFERENCE	0- 1	0- 1	1- 7				
0- 3	0- 0	0- 0	HOME	0- 0	0- 0	0- 3				
1- 6	0- 0	0- 1	AWAY	0- 0	0- 1	1- 4				
0- 1	0- 0	0- 0	NEUTRAL	0- 1	0- 0	0- 0				
0- 0	0- 0	0- 0	CONFERENCE	0- 0	0- 0	0- 0				
0- 0	0- 0	0- 0	HOME	0- 0	0- 0	0- 0				
0- 0	0- 0	0- 0	AWAY	0- 0	0- 0	0- 0				
0- 0	0- 0	0- 0	NEUTRAL	0- 0	0- 0	0- 0				

RPI 1-25				RPI 26-50				RPI 51-100				RPI 101+ Team's RPI: 284			
RPI	S	Opponent	Score	RPI	S	Opponent	Score	RPI	S	Opponent	Score	RPI	S	Opponent	Score
				42	A	Maryl and	48 83	87	N	Boston College	47 73	106	A	Georgetown	30 45
												153	A	Towson	57 62
												167	H	William & Mary	49 65
												196	A	George Mason	38 70
												209	H	Mt. St. Mary's	67 77
												231	A	Dartmouth	41 54
												238	A	Monmouth	75 67
												271	H	St. Francis Brooklyn	70 75
												285	A	Saint Joseph's	46 49
LAST 12 Division I GAMES:															
				42	A	Maryl and	48 83	285	A	Saint Joseph's	46 49				
				271	H	St. Francis Brooklyn	70 75	238	A	Monmouth	75 67				
				153	A	Towson	57 62	106	A	Georgetown	30 45				
				209	H	Mt. St. Mary's	67 77	231	A	Dartmouth	41 54				
				87	N	Boston College	47 73	196	A	George Mason	38 70				
				167	H	William & Mary	49 65								

Non-Div I Games:

Loyola Maryl and

Average RPI	Win:	165	WON-LOST	WINNING	LAST 10	STRENGTH OF	OPP. STRENGTH	TEAM	ADJ.	CONF.	ADJ CONF.
Average RPI	Loss:	87	RECORD	PCT. RANK	GAMES	SCHEDULE	OF SCHEDULE	RPI	RPI	RPI	RPI
DIV. I ONLY		8- 6		135	5-5	102	83	115	115	7	7
DIV. I NON-CONF.		7- 5		133	1- 0	141	83	128	128	7	7

TOTALS	RPI 1-25		RPI 26-50		W-L RECORDS	RPI 51-100		RPI 101-150		RPI 150+	
8- 6	0- 3		1- 0		OVERALL	2- 0		2- 1		3- 2	
5- 3	0- 2		1- 0		HOME	1- 0		1- 0		2- 1	
3- 1	0- 0		0- 0		AWAY	1- 0		1- 0		1- 1	
0- 2	0- 1		0- 0		NEUTRAL	0- 0		0- 1		0- 0	
7- 5	0- 2		1- 0		NON-CONFERENCE	2- 0		1- 1		3- 2	
4- 2	0- 1		1- 0		HOME	1- 0		0- 0		2- 1	
3- 1	0- 0		0- 0		AWAY	1- 0		1- 0		1- 1	
0- 2	0- 1		0- 0		NEUTRAL	0- 0		0- 1		0- 0	
1- 1	0- 1		0- 0		CONFERENCE	0- 0		1- 0		0- 0	
1- 1	0- 1		0- 0		HOME	0- 0		1- 0		0- 0	
0- 0	0- 0		0- 0		AWAY	0- 0		0- 0		0- 0	
0- 0	0- 0		0- 0		NEUTRAL	0- 0		0- 0		0- 0	

RPI 1-25				RPI 26-50				RPI 51-100				RPI 101+ Team's RPI: 115			
RPI	S	Opponent	Score	RPI	S	Opponent	Score	RPI	S	Opponent	Score	RPI	S	Opponent	Score
9	H	Gonzaga	53 78	37	H	UCLA	69 63	84	A	Arizona	66 64	122	N	Grambling	61 62
12	H	Indiana	43 67					93	H	UC Davis	60 53	135	A	CSUN	72 53
15	N	South Dakota	40 67									139	H	Portland	76 58
												175	H	Northern Ariz.	62 63
												189	A	Denver	75 104
												234	H	Long Beach St.	71 62
												293	A	UC Santa Barbara	70 57
												302	H	Robert Morris	61 53

LAST 12 Division I GAMES:															
122	N	Grambling	61 62	302	H	Robert Morris	61 53								
15	N	South Dakota	40 67	139	H	Portland	76 58								
12	H	Indiana	43 67	9	H	Gonzaga	53 78								
234	H	Long Beach St.	71 62	93	H	UC Davis	60 53								
135	A	CSUN	72 53	175	H	Northern Ariz.	62 63								
189	A	Denver	75 104	293	A	UC Santa Barbara	70 57								

Non-Div I Games:

Loyola Marymount

Average RPI Win:	166	WON-LOST	WINNING	LAST 10	STRENGTH OF	OPP. STRENGTH	TEAM	ADJ.	CONF.	ADJ CONF.
Average RPI Loss:	58	RECORD	PCT. RANK	GAMES	SCHEDULE	OF SCHEDULE	RPI	RPI	RPI	RPI
DIV. I ONLY	7- 6	152	5-5	48	88	56	56	25	25	
DIV. I NON-CONF.	7- 6	155	0- 1	50	85	54	54	25	25	

TOTALS	RPI 1-25	RPI 26-50	W-L RECORDS	RPI 51-100	RPI 101-150	RPI 150+				
7- 6	0- 1	1- 3	OVERALL	3- 0	0- 2	3- 0				
2- 1	0- 0	0- 1	HOME	1- 0	0- 0	1- 0				
3- 4	0- 1	1- 2	AWAY	1- 0	0- 1	1- 0				
2- 1	0- 0	0- 0	NEUTRAL	1- 0	0- 1	1- 0				
7- 6	0- 1	1- 3	NON-CONFERENCE	3- 0	0- 2	3- 0				
2- 1	0- 0	0- 1	HOME	1- 0	0- 0	1- 0				
3- 4	0- 1	1- 2	AWAY	1- 0	0- 1	1- 0				
2- 1	0- 0	0- 0	NEUTRAL	1- 0	0- 1	1- 0				
0- 0	0- 0	0- 0	CONFERENCE	0- 0	0- 0	0- 0				
0- 0	0- 0	0- 0	HOME	0- 0	0- 0	0- 0				
0- 0	0- 0	0- 0	AWAY	0- 0	0- 0	0- 0				
0- 0	0- 0	0- 0	NEUTRAL	0- 0	0- 0	0- 0				

RPI 1-25				RPI 26-50				RPI 51-100				RPI 101+			
RPI	S	Opponent	Score	RPI	S	Opponent	Score	RPI	S	Opponent	Score	RPI	S	Opponent	Score
7	A	NC State	46 84	29	A	Green Bay	39 70	82	H	Toledo	73 59	114	A	Fordham	64 72
				35	A	Northeastern	55 63	86	A	Harvard	67 60	121	N	Chattanooga	61 66
				39	H	Duke	63 66	88	N	Penn	47 46	265	H	Brown	102 96
				45	A	North Carolina	85 73					286	A	Bryant	74 57
												307	N	N. C. A&T	58 52

LAST 12 Division I GAMES:															
7	A	NC State	46 84	121	N	Chattanooga	61 66								
265	H	Brown	102 96	114	A	Fordham	64 72								
86	A	Harvard	67 60	35	A	Northeastern	55 63								
45	A	North Carolina	85 73	29	A	Green Bay	39 70								
88	N	Penn	47 46	39	H	Duke	63 66								
307	N	N. C. A&T	58 52	286	A	Bryant	74 57								

Non-Div I Games:

Maine

Average RPI Win:	344	WON-LOST	WINNING	LAST 10	STRENGTH OF	OPP. STRENGTH	TEAM	ADJ.	CONF.	ADJ CONF.
Average RPI Loss:	198	RECORD	PCT. RANK	GAMES	SCHEDULE	OF SCHEDULE	RPI	RPI	RPI	RPI
DIV. I ONLY	2- 9	299	1-9	247	341	336	336	27	27	
DIV. I NON-CONF.	2- 9	297	0- 1	244	339	337	337	27	27	

TOTALS	RPI 1-25	RPI 26-50	W-L RECORDS	RPI 51-100	RPI 101-150	RPI 150+				
2- 9	0- 0	0- 0	OVERALL	0- 2	0- 1	2- 6				
2- 5	0- 0	0- 0	HOME	0- 2	0- 0	2- 3				
0- 4	0- 0	0- 0	AWAY	0- 0	0- 1	0- 3				
0- 0	0- 0	0- 0	NEUTRAL	0- 0	0- 0	0- 0				
2- 9	0- 0	0- 0	NON-CONFERENCE	0- 2	0- 1	2- 6				
2- 5	0- 0	0- 0	HOME	0- 2	0- 0	2- 3				
0- 4	0- 0	0- 0	AWAY	0- 0	0- 1	0- 3				
0- 0	0- 0	0- 0	NEUTRAL	0- 0	0- 0	0- 0				
0- 0	0- 0	0- 0	CONFERENCE	0- 0	0- 0	0- 0				
0- 0	0- 0	0- 0	HOME	0- 0	0- 0	0- 0				
0- 0	0- 0	0- 0	AWAY	0- 0	0- 0	0- 0				
0- 0	0- 0	0- 0	NEUTRAL	0- 0	0- 0	0- 0				

RPI 1-25				RPI 26-50				RPI 51-100				RPI 101+ Team' s RPI : 336					
RPI	S	Opponent	Score	RPI	S	Opponent	Score	RPI	S	Opponent	Score	RPI	S	Opponent	Score		
								85	H	Wright St.	44	60	114	A	Fordham	61	65
								98	H	Stony Brook	48	79	166	H	Drexel	39	53
													201	A	Holy Cross	53	61
													224	H	Sacred Heart	46	74
													271	A	St. Francis Brooklyn	65	73
													300	A	Albany (NY)	54	60
													322	H	Detroit Mercy	56	58
													339	H	Lafayette	60	49
													349	H	LIU Brooklyn	61	46
LAST 12 Division I GAMES:																	
166	H	Drexel	39	53	201	A	Holy Cross	53	61	224	H	Sacred Heart	46	74			
339	H	Lafayette	60	49	85	H	Wright St.	44	60	271	A	St. Francis Brooklyn	65	73			
114	A	Fordham	61	65	349	H	LIU Brooklyn	61	46								
322	H	Detroit Mercy	56	58													
98	H	Stony Brook	48	79													
300	A	Albany (NY)	54	60													

Non-Div I Games:

Manhattan

Average RPI	Win:	210	WON-LOST	WINNING	LAST 10	STRENGTH OF	OPP. STRENGTH	TEAM	ADJ.	CONF.	ADJ CONF.
Average RPI	Loss:	108	RECORD	PCT. RANK	GAMES	SCHEDULE	OF SCHEDULE	RPI	RPI	RPI	RPI
DIV. I ONLY		8- 4		91	6-4	146	190	94	94	27	27
DIV. I NON-CONF.		8- 4		91	0- 1	146	189	95	95	27	27

TOTALS	RPI 1-25		RPI 26-50		W-L RECORDS	RPI 51-100		RPI 101-150		RPI 150+	
8- 4	0- 0		1- 1		OVERALL	0- 2		0- 0		7- 1	
3- 1	0- 0		1- 0		HOME	0- 0		0- 0		2- 1	
3- 2	0- 0		0- 1		AWAY	0- 1		0- 0		3- 0	
2- 1	0- 0		0- 0		NEUTRAL	0- 1		0- 0		2- 0	
8- 4	0- 0		1- 1		NON-CONFERENCE	0- 2		0- 0		7- 1	
3- 1	0- 0		1- 0		HOME	0- 0		0- 0		2- 1	
3- 2	0- 0		0- 1		AWAY	0- 1		0- 0		3- 0	
2- 1	0- 0		0- 0		NEUTRAL	0- 1		0- 0		2- 0	
0- 0	0- 0		0- 0		CONFERENCE	0- 0		0- 0		0- 0	
0- 0	0- 0		0- 0		HOME	0- 0		0- 0		0- 0	
0- 0	0- 0		0- 0		AWAY	0- 0		0- 0		0- 0	
0- 0	0- 0		0- 0		NEUTRAL	0- 0		0- 0		0- 0	

RPI 1-25				RPI 26-50				RPI 51-100				RPI 101+			
RPI	S	Opponent	Score	RPI	S	Opponent	Score	RPI	S	Opponent	Score	RPI	S	Opponent	Score
				35	H	Northeastern	90 84	85	N	Wright St.	60 76	198	H	Boston U.	68 57
				39	A	Duke	56 64	96	A	Princeton	57 60	212	H	Massachusetts	55 70
												218	H	Temple	74 68
												219	A	Elon	61 57
												230	A	Navy	72 48
												237	N	Hofstra	71 57
												239	N	Stetson	76 69
												300	A	Albany (NY)	74 56

Team's RPI: 94															
LAST 12 Division I GAMES:															
				39	A	Duke	56 64	212	H	Massachusetts	55 70				
				219	A	Elon	61 57	35	H	Northeastern	90 84				
				85	N	Wright St.	60 76	96	A	Princeton	57 60				
				237	N	Hofstra	71 57	300	A	Albany (NY)	74 56				
				239	N	Stetson	76 69	198	H	Boston U.	68 57				
				218	H	Temple	74 68	230	A	Navy	72 48				

Non-Div I Games:

Marist

Average RPI	Win:	126	WON-LOST	WINNING	LAST 10	STRENGTH OF	OPP. STRENGTH	TEAM	ADJ.	CONF.	ADJ CONF.
Average RPI	Loss:	19	RECORD	PCT. RANK	GAMES	SCHEDULE	OF SCHEDULE	RPI	RPI	RPI	RPI
DIV. I ONLY		11- 3	52	8-2	31	30	16	16	4	4	
DIV. I NON-CONF.		9- 3	62	1- 0	33	28	16	16	4	4	

TOTALS	RPI 1-25		RPI 26-50		W-L RECORDS	RPI 51-100		RPI 101-150		RPI 150+	
11- 3	0- 2		2- 1		OVERALL	4- 0		2- 0		3- 0	
9- 1	0- 1		2- 0		HOME	3- 0		2- 0		2- 0	
2- 2	0- 1		0- 1		AWAY	1- 0		0- 0		1- 0	
0- 0	0- 0		0- 0		NEUTRAL	0- 0		0- 0		0- 0	
9- 3	0- 2		2- 1		NON-CONFERENCE	3- 0		1- 0		3- 0	
7- 1	0- 1		2- 0		HOME	2- 0		1- 0		2- 0	
2- 2	0- 1		0- 1		AWAY	1- 0		0- 0		1- 0	
0- 0	0- 0		0- 0		NEUTRAL	0- 0		0- 0		0- 0	
2- 0	0- 0		0- 0		CONFERENCE	1- 0		1- 0		0- 0	
2- 0	0- 0		0- 0		HOME	1- 0		1- 0		0- 0	
0- 0	0- 0		0- 0		AWAY	0- 0		0- 0		0- 0	
0- 0	0- 0		0- 0		NEUTRAL	0- 0		0- 0		0- 0	

RPI	S	Opponent	Score	RPI	S	Opponent	Score	RPI	S	Opponent	Score	RPI	S	Opponent	Score
1	H	Notre Dame	63 87	29	H	Green Bay	80 54	60	H	Creighton	85 67	129	H	Montana St.	100 52
19	A	Mississippi St.	82 87	33	H	South Dakota St.	91 52	67	H	Michigan	85 74	134	H	Providence	85 46
				38	A	Miami (FL)	55 63	74	H	UNI	102 61	187	A	Milwaukee	83 74
								75	A	Northwestern	76 57	263	H	Binghamton	93 40
												330	H	UIC	96 32

LAST 12 Division I GAMES:															
1	H	Notre Dame	63 87	74	H	UNI	102 61	263	H	Binghamton	93 40	38	A	Miami (FL)	55 63
29	H	Green Bay	80 54	60	H	Creighton	85 67	75	A	Northwestern	76 57	134	H	Providence	85 46
19	A	Mississippi St.	82 87	67	H	Michigan	85 74	187	A	Milwaukee	83 74	330	H	UIC	96 32
67	H	Michigan	85 74												

Non-Div I Games:

Marquette

Average RPI Win:	288	WON-LOST RECORD	WINNING PCT. RANK	LAST 10 GAMES	STRENGTH OF SCHEDULE	OPP. STRENGTH OF SCHEDULE	TEAM RPI	ADJ. RPI	CONF. RPI	ADJ CONF. RPI
Average RPI Loss:	140									
DIV. I ONLY	5- 7	202	6-4	331	178	309	309	19	19	
DIV. I NON-CONF.	5- 7	205	1- 0	328	176	310	310	19	19	

TOTALS	RPI 1-25	RPI 26-50	W-L RECORDS	RPI 51-100	RPI 101-150	RPI 150+				
5- 7	0- 0	0- 0	OVERALL	0- 1	0- 2	5- 4				
5- 2	0- 0	0- 0	HOME	0- 0	0- 0	5- 2				
0- 5	0- 0	0- 0	AWAY	0- 1	0- 2	0- 2				
0- 0	0- 0	0- 0	NEUTRAL	0- 0	0- 0	0- 0				
5- 7	0- 0	0- 0	NON-CONFERENCE	0- 1	0- 2	5- 4				
5- 2	0- 0	0- 0	HOME	0- 0	0- 0	5- 2				
0- 5	0- 0	0- 0	AWAY	0- 1	0- 2	0- 2				
0- 0	0- 0	0- 0	NEUTRAL	0- 0	0- 0	0- 0				
0- 0	0- 0	0- 0	CONFERENCE	0- 0	0- 0	0- 0				
0- 0	0- 0	0- 0	HOME	0- 0	0- 0	0- 0				
0- 0	0- 0	0- 0	AWAY	0- 0	0- 0	0- 0				
0- 0	0- 0	0- 0	NEUTRAL	0- 0	0- 0	0- 0				

RPI 1-25				RPI 26-50				RPI 51-100				RPI 101+				Team's RPI: 309
RPI	S	Opponent	Score	RPI	S	Opponent	Score	RPI	S	Opponent	Score	RPI	S	Opponent	Score	
								95	A	Clemson	54 68	117	A	Southern Ill.	49 58	
												130	A	Wisconsin	49 67	
												153	H	Towson	69 76	
												154	A	Bowling Green	76 99	
												160	A	Appalachian St.	52 74	
												172	H	Indiana St.	53 62	
												220	H	Cleveland St.	86 64	
												241	H	Coppin St.	88 67	
												289	H	Tennessee St.	80 59	
												340	H	Delaware St.	75 63	
												348	H	Evansville	72 65	
LAST 12 Division I GAMES:																
220	H	Cleveland St.	86 64	340	H	Delaware St.	75 63									
130	A	Wisconsin	49 67	153	H	Towson	69 76									
241	H	Coppin St.	88 67	95	A	Clemson	54 68									
348	H	Evansville	72 65	289	H	Tennessee St.	80 59									
160	A	Appalachian St.	52 74	154	A	Bowling Green	76 99									
117	A	Southern Ill.	49 58	172	H	Indiana St.	53 62									

Non-Div I Games: Bluefield St. 82 29

Marshall

Average RPI Win: 179		WON-LOST RECORD		WINNING PCT. RANK		LAST 10 GAMES		STRENGTH OF SCHEDULE		OPP. STRENGTH OF SCHEDULE		TEAM RPI		ADJ. RPI		CONF. RPI		ADJ CONF. RPI	
DIV. I ONLY		12- 1		11		9-1		194		67		42		42		3		3	
DIV. I NON-CONF.		11- 0		1		0- 0		247		102		34		34		3		3	
TOTALS		RPI 1-25		RPI 26-50		W-L RECORDS		RPI 51-100		RPI 101-150		RPI 150+							
12- 1		0- 1		0- 0		OVERALL		3- 0		3- 0		6- 0							
6- 1		0- 1		0- 0		HOME		2- 0		1- 0		3- 0							
4- 0		0- 0		0- 0		AWAY		1- 0		1- 0		2- 0							
2- 0		0- 0		0- 0		NEUTRAL		0- 0		1- 0		1- 0							
11- 0		0- 0		0- 0		NON-CONFERENCE		3- 0		2- 0		6- 0							
6- 0		0- 0		0- 0		HOME		2- 0		1- 0		3- 0							
3- 0		0- 0		0- 0		AWAY		1- 0		0- 0		2- 0							
2- 0		0- 0		0- 0		NEUTRAL		0- 0		1- 0		1- 0							
1- 1		0- 1		0- 0		CONFERENCE		0- 0		1- 0		0- 0							
0- 1		0- 1		0- 0		HOME		0- 0		0- 0		0- 0							
1- 0		0- 0		0- 0		AWAY		0- 0		1- 0		0- 0							
0- 0		0- 0		0- 0		NEUTRAL		0- 0		0- 0		0- 0							
RPI 1-25		Score		RPI 26-50		Team's RPI: 42		RPI 51-100		Score		RPI 101+		Score					
RPI S	Opponent			RPI S	Opponent			RPI S	Opponent			RPI S	Opponent						
24	H Rutgers	65 73						64	A South Carolina	85 61		102	H James Madison	87 63					
								66	H Georgia Tech	67 54		103	A Penn St.	77 61					
								69	H Dayton	82 71		149	N Georgi a	58 51					
												213	A Del aware	77 53					
												221	A George Washington	69 30					
												241	H Coppi n St.	93 36					
												284	H Loyol a Maryl and	83 48					
												308	H UMBC	92 61					
												332	N Morgan St.	68 44					
LAST 12 Division I GAMES:																			
102	H James Madison	87 63		24	H Rutgers	65 73		103	A Penn St.	77 61		213	A Del aware	77 53		284	H Loyol a Maryl and	83 48	
308	H UMBC	92 61										221	A George Washington	69 30		241	H Coppi n St.	93 36	
66	H Georgia Tech	67 54																	
149	N Georgi a	58 51																	
332	N Morgan St.	68 44																	
64	A South Carolina	85 61																	

Non-Div I Games:

Maryland

Average RPI Win:	236	WON-LOST	WINNING	LAST 10	STRENGTH OF	OPP. STRENGTH	TEAM	ADJ.	CONF.	ADJ CONF.
Average RPI Loss:	166	RECORD	PCT. RANK	GAMES	SCHEDULE	OF SCHEDULE	RPI	RPI	RPI	RPI
DIV. I ONLY	8- 6	135	5-5	267	236	212	212	16	16	
DIV. I NON-CONF.	8- 6	139	1- 0	266	230	213	213	18	18	

TOTALS	RPI 1-25	RPI 26-50	W-L RECORDS	RPI 51-100	RPI 101-150	RPI 150+				
8- 6	0- 0	0- 2	OVERALL	1- 0	0- 0	7- 4				
5- 2	0- 0	0- 0	HOME	0- 0	0- 0	5- 2				
2- 3	0- 0	0- 1	AWAY	1- 0	0- 0	1- 2				
1- 1	0- 0	0- 1	NEUTRAL	0- 0	0- 0	1- 0				
8- 6	0- 0	0- 2	NON-CONFERENCE	1- 0	0- 0	7- 4				
5- 2	0- 0	0- 0	HOME	0- 0	0- 0	5- 2				
2- 3	0- 0	0- 1	AWAY	1- 0	0- 0	1- 2				
1- 1	0- 0	0- 1	NEUTRAL	0- 0	0- 0	1- 0				
0- 0	0- 0	0- 0	CONFERENCE	0- 0	0- 0	0- 0				
0- 0	0- 0	0- 0	HOME	0- 0	0- 0	0- 0				
0- 0	0- 0	0- 0	AWAY	0- 0	0- 0	0- 0				
0- 0	0- 0	0- 0	NEUTRAL	0- 0	0- 0	0- 0				

RPI 1-25				RPI 26-50				RPI 51-100				RPI 101+				Team's RPI: 212
RPI	S	Opponent	Score	RPI	S	Opponent	Score	RPI	S	Opponent	Score	RPI	S	Opponent	Score	
				35	A	Northeastern	52 53	94	A	Marist	70 55	153	A	Towson	53 78	
				43	N	Bucknell	58 77					190	H	North Dakota	52 59	
												198	H	Boston U.	66 55	
												224	H	Sacred Heart	78 61	
												262	H	Central Conn. St.	74 59	
												265	A	Brown	90 61	
												274	H	UTRGV	74 70	
												277	N	Fairfield	59 49	
												283	H	UMass Lowell	59 62	
												292	H	Incarnate Word	71 59	
												294	A	Siena	59 64	
LAST 12 Division I GAMES:																
				292	H	Incarnate Word	71 59	94	A	Marist	70 55					
				35	A	Northeastern	52 53	283	H	UMass Lowell	59 62					
				190	H	North Dakota	52 59	294	A	Siena	59 64					
				277	N	Fairfield	59 49	198	H	Boston U.	66 55					
				265	A	Brown	90 61	274	H	UTRGV	74 70					
				43	N	Bucknell	58 77	262	H	Central Conn. St.	74 59					

Non-Div I Games:

Massachusetts

Average RPI Win:	0	WON-LOST	WINNING	LAST 10	STRENGTH OF	OPP. STRENGTH	TEAM	ADJ.	CONF.	ADJ CONF.
Average RPI Loss:	163	RECORD	PCT. RANK	GAMES	SCHEDULE	OF SCHEDULE	RPI	RPI	RPI	RPI
DIV. I ONLY	0- 8	338	2-8	104	323	323	323	22	22	
DIV. I NON-CONF.	0- 8	336	0- 1	102	320	323	323	22	22	

TOTALS	RPI 1-25	RPI 26-50	W-L RECORDS	RPI 51-100	RPI 101-150	RPI 150+				
0- 8	0- 0	0- 0	OVERALL	0- 2	0- 3	0- 3				
0- 2	0- 0	0- 0	HOME	0- 0	0- 0	0- 2				
0- 6	0- 0	0- 0	AWAY	0- 2	0- 3	0- 1				
0- 0	0- 0	0- 0	NEUTRAL	0- 0	0- 0	0- 0				
0- 8	0- 0	0- 0	NON-CONFERENCE	0- 2	0- 3	0- 3				
0- 2	0- 0	0- 0	HOME	0- 0	0- 0	0- 2				
0- 6	0- 0	0- 0	AWAY	0- 2	0- 3	0- 1				
0- 0	0- 0	0- 0	NEUTRAL	0- 0	0- 0	0- 0				
0- 0	0- 0	0- 0	CONFERENCE	0- 0	0- 0	0- 0				
0- 0	0- 0	0- 0	HOME	0- 0	0- 0	0- 0				
0- 0	0- 0	0- 0	AWAY	0- 0	0- 0	0- 0				
0- 0	0- 0	0- 0	NEUTRAL	0- 0	0- 0	0- 0				

RPI 1-25				RPI 26-50				RPI 51-100				RPI 101+ Team's RPI : 323					
RPI	S	Opponent	Score	RPI	S	Opponent	Score	RPI	S	Opponent	Score	RPI	S	Opponent	Score		
								59	A	LSU	36	86	111	A	Ri ce	65	93
								77	A	Texas	40	96	122	A	Grambl i ng	51	75
													143	A	UAB	48	91
													164	H	Loui si ana Tech	48	89
													310	H	Loui si ana	59	70
													318	A	La. -Monroe	60	69

LAST 12 Division I GAMES:																	
318	A	La. -Monroe	60	69	164	H	Loui si ana Tech	48	89								
77	A	Texas	40	96	59	A	LSU	36	86								
310	H	Loui si ana	59	70	143	A	UAB	48	91								
122	A	Grambl i ng	51	75	111	A	Ri ce	65	93								

Non-Div I Games: LSU-Alexandria 60 68 Louisiana Col. 86 68 Southern-N. O. 106 54

McNeese

RPI 1-25				RPI 26-50				RPI 51-100				RPI 101+				Team's RPI: 298	
RPI	S	Opponent	Score	RPI	S	Opponent	Score	RPI	S	Opponent	Score	RPI	S	Opponent	Score		
								82	H	Toledo	48	58	143	A	UAB	54	85
								92	N	Mercer	59	53	159	A	Coastal Caro.	71	90
													164	H	Louisiana Tech	50	66
													170	H	Little Rock	60	63
													178	A	Arkansas St.	66	77
													204	H	New Orleans	59	66
													214	H	Samford	53	48
													217	H	Southeast Mo. St.	69	57
													221	A	George Washington	38	51
													296	H	Jackson St.	68	67
													342	H	N. C. Central	77	56
LAST 12 Division I GAMES:																	
				221	A	George Washington	38	51	170	H	Little Rock	60	63				
				342	H	N. C. Central	77	56	217	H	Southeast Mo. St.	69	57				
				92	N	Mercer	59	53	214	H	Samford	53	48				
				164	H	Louisiana Tech	50	66	204	H	New Orleans	59	66				
				143	A	UAB	54	85	82	H	Toledo	48	58				
				178	A	Arkansas St.	66	77	159	A	Coastal Caro.	71	90				

Memphis

Average RPI Win:	197	WON-LOST	WINNING	LAST 10	STRENGTH OF	OPP. STRENGTH	TEAM	ADJ.	CONF.	ADJ CONF.
Average RPI Loss:	113	RECORD	PCT. RANK	GAMES	SCHEDULE	OF SCHEDULE	RPI	RPI	RPI	RPI
DIV. I ONLY	8- 5	115	6-4	105	139	92	92	23	23	
DIV. I NON-CONF.	8- 5	120	1- 0	103	135	91	91	23	23	
<hr/>										
TOTALS	RPI 1-25	RPI 26-50	W-L RECORDS	RPI 51-100	RPI 101-150	RPI 150+				
8- 5	0- 2	0- 0	OVERALL	1- 1	0- 1	7- 1				
4- 2	0- 2	0- 0	HOME	1- 0	0- 0	3- 0				
3- 2	0- 0	0- 0	AWAY	0- 1	0- 1	3- 0				
1- 1	0- 0	0- 0	NEUTRAL	0- 0	0- 0	1- 1				
8- 5	0- 2	0- 0	NON-CONFERENCE	1- 1	0- 1	7- 1				
4- 2	0- 2	0- 0	HOME	1- 0	0- 0	3- 0				
3- 2	0- 0	0- 0	AWAY	0- 1	0- 1	3- 0				
1- 1	0- 0	0- 0	NEUTRAL	0- 0	0- 0	1- 1				
0- 0	0- 0	0- 0	CONFERENCE	0- 0	0- 0	0- 0				
0- 0	0- 0	0- 0	HOME	0- 0	0- 0	0- 0				
0- 0	0- 0	0- 0	AWAY	0- 0	0- 0	0- 0				
0- 0	0- 0	0- 0	NEUTRAL	0- 0	0- 0	0- 0				

RPI 1-25				RPI 26-50				RPI 51-100				RPI 101+			
RPI	S	Opponent	Score	RPI	S	Opponent	Score	RPI	S	Opponent	Score	RPI	S	Opponent	Score
18	H	UCF	42 76					79	H	Charlotte	57 40	149	A	Georgia	60 67
20	H	Florida St.	56 57					80	A	Wake Forest	54 69	154	N	Bowling Green	76 63
												200	H	UNC Asheville	61 47
												203	A	Howard	85 70
												221	A	George Washington	61 53
												227	A	Ga. Southern	79 72
												244	H	Florida	92 82
												251	H	Kennesaw St.	64 48
												298	N	Memphis	53 59
LAST 12 Division I GAMES:															
200	H	UNC Asheville	61 47	203	A	Howard	85 70								
221	A	George Washington	61 53	79	H	Charlotte	57 40								
298	N	Memphis	53 59	20	H	Florida St.	56 57								
18	H	UCF	42 76	251	H	Kennesaw St.	64 48								
244	H	Florida	92 82	149	A	Georgia	60 67								
227	A	Ga. Southern	79 72	154	N	Bowling Green	76 63								

Non-Div I Games:

Mercer

Average RPI	Win:	157	WON-LOST	WINNING	LAST 10	STRENGTH OF	OPP. STRENGTH	TEAM	ADJ.	CONF.	ADJ CONF.
Average RPI	Loss:	41	RECORD	PCT. RANK	GAMES	SCHEDULE	OF SCHEDULE	RPI	RPI	RPI	RPI
DIV. I ONLY		12- 3	47	8-2	122	36	38	38	1	1	
DIV. I NON-CONF.		12- 3	51	2- 1	122	40	40	40	1	1	

TOTALS	RPI 1-25		RPI 26-50		W-L RECORDS	RPI 51-100		RPI 101-150		RPI 150+	
12- 3	1- 1		0- 1		OVERALL	4- 1		1- 0		6- 0	
9- 1	1- 0		0- 1		HOME	3- 0		1- 0		4- 0	
1- 2	0- 1		0- 0		AWAY	0- 1		0- 0		1- 0	
2- 0	0- 0		0- 0		NEUTRAL	1- 0		0- 0		1- 0	
12- 3	1- 1		0- 1		NON-CONFERENCE	4- 1		1- 0		6- 0	
9- 1	1- 0		0- 1		HOME	3- 0		1- 0		4- 0	
1- 2	0- 1		0- 0		AWAY	0- 1		0- 0		1- 0	
2- 0	0- 0		0- 0		NEUTRAL	1- 0		0- 0		1- 0	
0- 0	0- 0		0- 0		CONFERENCE	0- 0		0- 0		0- 0	
0- 0	0- 0		0- 0		HOME	0- 0		0- 0		0- 0	
0- 0	0- 0		0- 0		AWAY	0- 0		0- 0		0- 0	
0- 0	0- 0		0- 0		NEUTRAL	0- 0		0- 0		0- 0	

RPI	S	Opponent	Score	RPI	S	Opponent	Score	Team's RPI: 38	RPI	S	Opponent	Score	RPI	S	Opponent	Score
6	A	Iowa St.	52 75	44	H	Central Mich.	80 90		52	H	Colorado	73 58	112	H	Hartford	75 62
16	H	Marquette	63 55						57	H	SFA	81 60	179	N	Vanderbilt	90 65
									63	H	Nebraska	82 68	204	H	New Orleans	78 38
									73	A	Purdue	63 74	218	H	Temple	73 61
									99	N	Alabama	101 74	223	H	UMES	71 53
													327	H	Florida A&M	103 54
													335	A	FIU	94 43

LAST 12 Division I GAMES:																
112	H	Hartford	75 62	6	A	Iowa St.	52 75		44	H	Central Mich.	80 90	327	H	Florida A&M	103 54
16	H	Marquette	63 55						99	N	Alabama	101 74	179	N	Vanderbilt	90 65
204	H	New Orleans	78 38										223	H	UMES	71 53
52	H	Colorado	73 58													
73	A	Purdue	63 74													
218	H	Temple	73 61													

Non-Div I Games:

Miami (FL)

Average RPI Win:	252	WON-LOST	WINNING	LAST 10	STRENGTH OF	OPP. STRENGTH	TEAM	ADJ.	CONF.	ADJ CONF.
Average RPI Loss:	168	RECORD	PCT. RANK	GAMES	SCHEDULE	OF SCHEDULE	RPI	RPI	RPI	RPI

DIV. I ONLY	8- 2	47	8-2	332	159	131	131	9	9
DIV. I NON-CONF.	8- 2	51	0- 0	329	158	130	130	9	9
TOTALS	RPI 1-25	RPI 26-50	W-L RECORDS	RPI 51-100	RPI 101-150	RPI 150+			
8- 2	0- 1	0- 0	OVERALL	0- 0	1- 0	7- 1			
3- 0	0- 0	0- 0	HOME	0- 0	1- 0	2- 0			
5- 2	0- 1	0- 0	AWAY	0- 0	0- 0	5- 1			
0- 0	0- 0	0- 0	NEUTRAL	0- 0	0- 0	0- 0			
8- 2	0- 1	0- 0	NON-CONFERENCE	0- 0	1- 0	7- 1			
3- 0	0- 0	0- 0	HOME	0- 0	1- 0	2- 0			
5- 2	0- 1	0- 0	AWAY	0- 0	0- 0	5- 1			
0- 0	0- 0	0- 0	NEUTRAL	0- 0	0- 0	0- 0			
0- 0	0- 0	0- 0	CONFERENCE	0- 0	0- 0	0- 0			
0- 0	0- 0	0- 0	HOME	0- 0	0- 0	0- 0			
0- 0	0- 0	0- 0	AWAY	0- 0	0- 0	0- 0			
0- 0	0- 0	0- 0	NEUTRAL	0- 0	0- 0	0- 0			

RPI S Opponent Score	RPI S Opponent Score	RPI S Opponent Score	RPI S Opponent Score
8 A Louisville 73 95			142 H Cincinnati 78 65
			165 A Jacksonville St. 58 41
			180 H High Point 68 55
			242 H Eastern Ky. 60 44
			306 A Valparaiso 68 47
			322 A Detroit Mercy 78 59
			327 A Florida A&M 56 57
			329 A Canisius 62 59
			330 A UIC 65 56
LAST 12 Division I GAMES:			
165 A Jacksonville St. 58 41	306 A Valparaiso 68 47	142 H Cincinnati 78 65	
327 A Florida A&M 56 57	330 A UIC 65 56	8 A Louisville 73 95	
242 H Eastern Ky. 60 44	180 H High Point 68 55	322 A Detroit Mercy 78 59	
329 A Canisius 62 59			

Non-Div I Games: Ohio Dominican 74 29

Miami (OH)

Average RPI Win:	162	WON-LOST	WINNING	LAST 10	STRENGTH OF	OPP. STRENGTH	TEAM	ADJ.	CONF.	ADJ CONF.
Average RPI Loss:	7	RECORD	PCT. RANK	GAMES	SCHEDULE	OF SCHEDULE	RPI	RPI	RPI	RPI
DIV. I ONLY	11- 1	17	9-1	137	23	21	21	3	3	
DIV. I NON-CONF.	10- 1	19	0- 0	170	32	29	29	3	3	

TOTALS	RPI 1-25	RPI 26-50	W-L RECORDS	RPI 51-100	RPI 101-150	RPI 150+				
11- 1	2- 1	0- 0	OVERALL	1- 0	2- 0	6- 0				
8- 0	2- 0	0- 0	HOME	1- 0	1- 0	4- 0				
2- 0	0- 0	0- 0	AWAY	0- 0	1- 0	1- 0				
1- 1	0- 1	0- 0	NEUTRAL	0- 0	0- 0	1- 0				
10- 1	1- 1	0- 0	NON-CONFERENCE	1- 0	2- 0	6- 0				
7- 0	1- 0	0- 0	HOME	1- 0	1- 0	4- 0				
2- 0	0- 0	0- 0	AWAY	0- 0	1- 0	1- 0				
1- 1	0- 1	0- 0	NEUTRAL	0- 0	0- 0	1- 0				
1- 0	1- 0	0- 0	CONFERENCE	0- 0	0- 0	0- 0				
1- 0	1- 0	0- 0	HOME	0- 0	0- 0	0- 0				
0- 0	0- 0	0- 0	AWAY	0- 0	0- 0	0- 0				
0- 0	0- 0	0- 0	NEUTRAL	0- 0	0- 0	0- 0				

RPI	S	Opponent	Score
3	H	Oregon	88 82
7	N	NC State	74 78
11	H	Iowa	84 70

RPI	S	Opponent	Score
-----	---	----------	-------

RPI	S	Opponent	Score
85	H	Wright St.	84 68

RPI	S	Opponent	Score
112	A	Hartford	74 66
133	H	Virginia	91 66
154	H	Bowling Green	99 69
202	H	Texas Southern	91 45
240	A	Oakland	102 58
251	N	Kennesaw St.	75 51
272	H	ETSU	75 53
314	H	Fla. Atlantic	89 74

LAST 12 Division I GAMES:

11	H	Iowa	84 70	240	A	Oakland	102 58
314	H	Fla. Atlantic	89 74	202	H	Texas Southern	91 45
112	A	Hartford	74 66	133	H	Virginia	91 66
3	H	Oregon	88 82	251	N	Kennesaw St.	75 51
272	H	ETSU	75 53	7	N	NC State	74 78
154	H	Bowling Green	99 69	85	H	Wright St.	84 68

Non-Div I Games:

Michigan St.

Average RPI	Win:	204	WON-LOST	WINNING	LAST 10	STRENGTH OF	OPP. STRENGTH	TEAM	ADJ.	CONF.	ADJ CONF.
Average RPI	Loss:	73	RECORD	PCT. RANK	GAMES	SCHEDULE	OF SCHEDULE	RPI	RPI	RPI	RPI
DIV. I ONLY		9- 4		84	7-3	130	146	62	62	19	19
DIV. I NON-CONF.		9- 4		85	0- 1	131	146	61	61	19	19
<hr/>											
TOTALS	RPI 1-25		RPI 26-50		W-L RECORDS	RPI 51-100		RPI 101-150		RPI 150+	
9- 4	0- 1		0- 1		OVERALL	0- 0		1- 2		8- 0	
4- 1	0- 0		0- 1		HOME	0- 0		0- 0		4- 0	
3- 3	0- 1		0- 0		AWAY	0- 0		0- 2		3- 0	
2- 0	0- 0		0- 0		NEUTRAL	0- 0		1- 0		1- 0	
9- 4	0- 1		0- 1		NON-CONFERENCE	0- 0		1- 2		8- 0	
4- 1	0- 0		0- 1		HOME	0- 0		0- 0		4- 0	
3- 3	0- 1		0- 0		AWAY	0- 0		0- 2		3- 0	
2- 0	0- 0		0- 0		NEUTRAL	0- 0		1- 0		1- 0	
0- 0	0- 0		0- 0		CONFERENCE	0- 0		0- 0		0- 0	
0- 0	0- 0		0- 0		HOME	0- 0		0- 0		0- 0	
0- 0	0- 0		0- 0		AWAY	0- 0		0- 0		0- 0	
0- 0	0- 0		0- 0		NEUTRAL	0- 0		0- 0		0- 0	

RPI 1-25				RPI 26-50				RPI 51-100				Team's RPI: 62				RPI 101+			
RPI	S	Opponent	Score	RPI	S	Opponent	Score	RPI	S	Opponent	Score	RPI	S	Opponent	Score	RPI	S	Opponent	Score
23	A	Kentucky	55 72	46	H	Belmont	38 45									108	A	Tennessee Tech	64 68
																114	A	Fordham	49 61
																121	N	Chattanooga	58 47
																155	A	Troy	67 64
																173	H	Georgia St.	69 54
																179	H	Vanderbilt	65 58
																200	H	UNC Asheville	67 46
																231	N	Dartmouth	70 58
																236	A	Furman	78 71
																264	A	UNLV	66 62
																276	H	Mississippi Val.	101 51
<hr/>																			
LAST 12 Division I GAMES:																			
114	A	Fordham	49 61	23	A	Kentucky	55 72												
264	A	UNLV	66 62	155	A	Troy	67 64												
121	N	Chattanooga	58 47	173	H	Georgia St.	69 54												
200	H	UNC Asheville	67 46	231	N	Dartmouth	70 58												
108	A	Tennessee Tech	64 68	276	H	Mississippi Val.	101 51												
236	A	Furman	78 71	46	H	Belmont	38 45												

Non-Div I Games:

Middle Tenn.

Average RPI	Win:	268	WON-LOST	WINNING	LAST 10	STRENGTH OF	OPP. STRENGTH	TEAM	ADJ.	CONF.	ADJ CONF.
Average RPI	Loss:	53	RECORD	PCT. RANK	GAMES	SCHEDULE	OF SCHEDULE	RPI	RPI	RPI	RPI
DIV. I ONLY		5- 7		202	5-5	140	122	187	187	17	17
DIV. I NON-CONF.		5- 6		176	0- 0	134	154	176	176	15	15

TOTALS	RPI 1-25		RPI 26-50		W-L RECORDS	RPI 51-100		RPI 101-150		RPI 150+	
5- 7	0- 3		0- 2		OVERALL	0- 0		0- 2		5- 0	
2- 4	0- 2		0- 1		HOME	0- 0		0- 1		2- 0	
2- 3	0- 1		0- 1		AWAY	0- 0		0- 1		2- 0	
1- 0	0- 0		0- 0		NEUTRAL	0- 0		0- 0		1- 0	
5- 6	0- 3		0- 1		NON-CONFERENCE	0- 0		0- 2		5- 0	
2- 3	0- 2		0- 0		HOME	0- 0		0- 1		2- 0	
2- 3	0- 1		0- 1		AWAY	0- 0		0- 1		2- 0	
1- 0	0- 0		0- 0		NEUTRAL	0- 0		0- 0		1- 0	
0- 1	0- 0		0- 1		CONFERENCE	0- 0		0- 0		0- 0	
0- 1	0- 0		0- 1		HOME	0- 0		0- 0		0- 0	
0- 0	0- 0		0- 0		AWAY	0- 0		0- 0		0- 0	
0- 0	0- 0		0- 0		NEUTRAL	0- 0		0- 0		0- 0	

RPI	S	Opponent	Score	RPI	S	Opponent	Score	RPI	S	Opponent	Score	RPI	S	Opponent	Score	Team's RPI: 187
12	A	Indiana	66 68	29	H	Green Bay	62 76					113	A	Fresno St.	48 65	
16	H	Marquette	74 83	48	A	Saint Mary's (CA)	71 73					130	H	Wisconsin	57 68	
20	H	Florida St.	62 87									177	N	UC Riverside	56 54	
												190	A	North Dakota	64 46	
												311	H	Columbia	78 65	
												316	A	North Dakota St.	57 55	
												346	H	Purdue Fort Wayne	70 48	

LAST 12 Division I GAMES:																
29	H	Green Bay	62 76	346	H	Purdue Fort Wayne	70 48									
20	H	Florida St.	62 87	16	H	Marquette	74 83									
316	A	North Dakota St.	57 55	177	N	UC Riverside	56 54									
190	A	North Dakota	64 46	48	A	Saint Mary's (CA)	71 73									
130	H	Wisconsin	57 68	113	A	Fresno St.	48 65									
12	A	Indiana	66 68	311	H	Columbia	78 65									

Non-Div I Games:

Milwaukee

Average RPI Win:	174	WON-LOST	WINNING	LAST 10	STRENGTH OF	OPP. STRENGTH	TEAM	ADJ.	CONF.	ADJ CONF.
Average RPI Loss:	67	RECORD	PCT. RANK	GAMES	SCHEDULE	OF SCHEDULE	RPI	RPI	RPI	RPI
DIV. I ONLY	12- 1	11	9-1	195	41	30	30	3	3	
DIV. I NON-CONF.	11- 0	1	0- 0	261	27	31	31	3	3	

TOTALS	RPI 1-25	RPI 26-50	W-L RECORDS	RPI 51-100	RPI 101-150	RPI 150+				
12- 1	1- 0	0- 0	OVERALL	1- 1	3- 0	7- 0				
10- 0	1- 0	0- 0	HOME	0- 0	2- 0	7- 0				
2- 1	0- 0	0- 0	AWAY	1- 1	1- 0	0- 0				
0- 0	0- 0	0- 0	NEUTRAL	0- 0	0- 0	0- 0				
11- 0	1- 0	0- 0	NON-CONFERENCE	1- 0	2- 0	7- 0				
9- 0	1- 0	0- 0	HOME	0- 0	1- 0	7- 0				
2- 0	0- 0	0- 0	AWAY	1- 0	1- 0	0- 0				
0- 0	0- 0	0- 0	NEUTRAL	0- 0	0- 0	0- 0				
1- 1	0- 0	0- 0	CONFERENCE	0- 1	1- 0	0- 0				
1- 0	0- 0	0- 0	HOME	0- 0	1- 0	0- 0				
0- 1	0- 0	0- 0	AWAY	0- 1	0- 0	0- 0				
0- 0	0- 0	0- 0	NEUTRAL	0- 0	0- 0	0- 0				

RPI S Opponent Score	RPI S Opponent Score	Team's RPI: 30	RPI S Opponent Score	RPI S Opponent Score
5 H Syracuse 72 68			67 A Michigan 60 76	110 A Xavier 78 53
			87 A Boston College 77 69	130 H Wisconsin 74 56
				148 H Rhode Island 91 71
				183 H Air Force 67 50
				185 H San Diego 53 48
				188 H Ark.-Pine Bluff 84 42
				205 H Cornell 65 45
				241 H Coppin St. 84 52
				292 H Incarnate Word 75 39
				315 H New Hampshire 70 47
LAST 12 Division I GAMES:				
67 A Michigan 60 76	87 A Boston College 77 69			
130 H Wisconsin 74 56	292 H Incarnate Word 75 39			
148 H Rhode Island 91 71	183 H Air Force 67 50			
241 H Coppin St. 84 52	5 H Syracuse 72 68			
185 H San Diego 53 48	205 H Cornell 65 45			
110 A Xavier 78 53	188 H Ark.-Pine Bluff 84 42			

Non-Div I Games:

Minnesota

Average RPI	Win:	174	WON-LOST	WINNING	LAST 10	STRENGTH OF	OPP. STRENGTH	TEAM	ADJ.	CONF.	ADJ CONF.
Average RPI	Loss:	3	RECORD	PCT. RANK	GAMES	SCHEDULE	OF SCHEDULE	RPI	RPI	RPI	RPI
DIV. I ONLY		12- 1		11	9-1	151	33	19	19	6	6
DIV. I NON-CONF.		12- 1		11	1- 0	153	37	18	18	6	6

TOTALS	RPI 1-25		RPI 26-50		W-L RECORDS	RPI 51-100		RPI 101-150		RPI 150+	
12- 1	1- 1		1- 0		OVERALL	1- 0		2- 0		7- 0	
7- 0	1- 0		1- 0		HOME	0- 0		0- 0		5- 0	
5- 1	0- 1		0- 0		AWAY	1- 0		2- 0		2- 0	
0- 0	0- 0		0- 0		NEUTRAL	0- 0		0- 0		0- 0	
12- 1	1- 1		1- 0		NON-CONFERENCE	1- 0		2- 0		7- 0	
7- 0	1- 0		1- 0		HOME	0- 0		0- 0		5- 0	
5- 1	0- 1		0- 0		AWAY	1- 0		2- 0		2- 0	
0- 0	0- 0		0- 0		NEUTRAL	0- 0		0- 0		0- 0	
0- 0	0- 0		0- 0		CONFERENCE	0- 0		0- 0		0- 0	
0- 0	0- 0		0- 0		HOME	0- 0		0- 0		0- 0	
0- 0	0- 0		0- 0		AWAY	0- 0		0- 0		0- 0	
0- 0	0- 0		0- 0		NEUTRAL	0- 0		0- 0		0- 0	

RPI	S	Opponent	Score	RPI	S	Opponent	Score	RPI	S	Opponent	Score	RPI	S	Opponent	Score
3	A	Oregon	74 82	26	H	Lamar University	104 53	77	A	Texas	67 49	118	A	Washington	103 56
16	H	Marquette	87 82									133	A	Virginia	72 44
												170	A	Little Rock	98 63
												217	H	Southeast Mo. St.	88 53
												236	H	Furman	106 41
												241	H	Coppin St.	110 38
												252	A	Southern Miss.	86 42
												296	H	Jackson St.	105 38
												310	H	Louisiana	104 36

LAST 12 Division I GAMES:															
310	H	Louisiana	104 36	16	H	Marquette	87 82	77	A	Texas	67 49	170	A	Little Rock	98 63
118	A	Washington	103 56									296	H	Jackson St.	105 38
3	A	Oregon	74 82									236	H	Furman	106 41
252	A	Southern Miss.	86 42									241	H	Coppin St.	110 38
26	H	Lamar University	104 53												
133	A	Virginia	72 44												

Non-Div I Games:

Mississippi St.

Average RPI Win:	345	WON-LOST	WINNING	LAST 10	STRENGTH OF	OPP. STRENGTH	TEAM	ADJ.	CONF.	ADJ CONF.
Average RPI Loss:	175	RECORD	PCT. RANK	GAMES	SCHEDULE	OF SCHEDULE	RPI	RPI	RPI	RPI
DIV. I ONLY	1- 10	328	1-9	89	350	276	276	24	24	
DIV. I NON-CONF.	1- 10	330	0- 1	90	350	278	278	24	24	

TOTALS	RPI 1-25	RPI 26-50	W-L RECORDS	RPI 51-100	RPI 101-150	RPI 150+				
1- 10	0- 0	0- 0	OVERALL	0- 2	0- 1	1- 7				
0- 1	0- 0	0- 0	HOME	0- 0	0- 0	0- 1				
1- 8	0- 0	0- 0	AWAY	0- 2	0- 1	1- 5				
0- 1	0- 0	0- 0	NEUTRAL	0- 0	0- 0	0- 1				
1- 10	0- 0	0- 0	NON-CONFERENCE	0- 2	0- 1	1- 7				
0- 1	0- 0	0- 0	HOME	0- 0	0- 0	0- 1				
1- 8	0- 0	0- 0	AWAY	0- 2	0- 1	1- 5				
0- 1	0- 0	0- 0	NEUTRAL	0- 0	0- 0	0- 1				
0- 0	0- 0	0- 0	CONFERENCE	0- 0	0- 0	0- 0				
0- 0	0- 0	0- 0	HOME	0- 0	0- 0	0- 0				
0- 0	0- 0	0- 0	AWAY	0- 0	0- 0	0- 0				
0- 0	0- 0	0- 0	NEUTRAL	0- 0	0- 0	0- 0				

RPI 1-25				RPI 26-50				RPI 51-100				RPI 101+				Team's RPI: 276
RPI	S	Opponent	Score	RPI	S	Opponent	Score	RPI	S	Opponent	Score	RPI	S	Opponent	Score	
								62	A	Middle Tenn.	51 101	109	A	TCU	47 96	
								100	A	UT Martin	51 110	155	N	Troy	54 75	
												156	H	North Ala.	72 86	
												168	A	Nicholls St.	47 72	
												178	A	Arkansas St.	57 60	
												250	A	SMU	47 62	
												252	A	Southern Miss.	60 67	
												318	A	La.-Monroe	65 72	
												345	A	Austin Peay	95 89	
LAST 12 Division I GAMES:																
100	A	UT Martin	51 110	168	A	Nicholls St.	47 72									
156	H	North Ala.	72 86	155	N	Troy	54 75									
178	A	Arkansas St.	57 60	252	A	Southern Miss.	60 67									
318	A	La.-Monroe	65 72	62	A	Middle Tenn.	51 101									
109	A	TCU	47 96	345	A	Austin Peay	95 89									
				250	A	SMU	47 62									

Non-Div I Games:

Mississippi Val.

Average RPI Win:	168	WON-LOST	WINNING	LAST 10	STRENGTH OF	OPP. STRENGTH	TEAM	ADJ.	CONF.	ADJ CONF.
Average RPI Loss:	37	RECORD	PCT. RANK	GAMES	SCHEDULE	OF SCHEDULE	RPI	RPI	RPI	RPI
DIV. I ONLY	11- 3	52	8-2	124	70	50	50	6	6	
DIV. I NON-CONF.	11- 3	57	1- 0	124	67	49	49	6	6	

TOTALS	RPI 1-25	RPI 26-50	W-L RECORDS	RPI 51-100	RPI 101-150	RPI 150+				
11- 3	0- 1	1- 1	OVERALL	1- 1	0- 0	9- 0				
5- 2	0- 1	0- 1	HOME	0- 0	0- 0	5- 0				
4- 0	0- 0	0- 0	AWAY	0- 0	0- 0	4- 0				
2- 1	0- 0	1- 0	NEUTRAL	1- 1	0- 0	0- 0				
11- 3	0- 1	1- 1	NON-CONFERENCE	1- 1	0- 0	9- 0				
5- 2	0- 1	0- 1	HOME	0- 0	0- 0	5- 0				
4- 0	0- 0	0- 0	AWAY	0- 0	0- 0	4- 0				
2- 1	0- 0	1- 0	NEUTRAL	1- 1	0- 0	0- 0				
0- 0	0- 0	0- 0	CONFERENCE	0- 0	0- 0	0- 0				
0- 0	0- 0	0- 0	HOME	0- 0	0- 0	0- 0				
0- 0	0- 0	0- 0	AWAY	0- 0	0- 0	0- 0				
0- 0	0- 0	0- 0	NEUTRAL	0- 0	0- 0	0- 0				

RPI 1-25				RPI 26-50				Team's RPI: 50				RPI 51-100				RPI 101+							
RPI	S	Opponent	Score	RPI	S	Opponent	Score	RPI	S	Opponent	Score	RPI	S	Opponent	Score	RPI	S	Opponent	Score				
15	H	South Dakota	61 74	29	H	Green Bay	49 56	67	N	Michigan	54 70	151	H	Missouri St.	65 61								
				39	N	Duke	62 54	71	N	Quinnipiac	65 51	161	H	Texas St.	69 50								
												171	H	UMKC	66 59								
												176	A	Illinois	67 45								
												178	H	Arkansas St.	70 50								
												186	A	West Virginia	68 51								
												206	A	Saint Louis	74 62								
												247	A	Western Ill.	89 64								
												260	H	SIUE	59 36								

LAST 12 Division I GAMES:																							
39	N	Duke	62 54	15	H	South Dakota	61 74	206	A	Saint Louis	74 62	171	H	UMKC	66 59								
71	N	Quinnipiac	65 51	178	H	Arkansas St.	70 50	186	A	West Virginia	68 51	67	N	Michigan	54 70								
176	A	Illinois	67 45	161	H	Texas St.	69 50	260	H	SIUE	59 36												
29	H	Green Bay	49 56																				

Non-Div I Games:

Missouri

Average RPI Win:	207	WON-LOST	WINNING	LAST 10	STRENGTH OF	OPP. STRENGTH	TEAM	ADJ.	CONF.	ADJ CONF.
Average RPI Loss:	111	RECORD	PCT. RANK	GAMES	SCHEDULE	OF SCHEDULE	RPI	RPI	RPI	RPI
DIV. I ONLY	4- 7	229	4-6	34	180	151	151	14	14	
DIV. I NON-CONF.	4- 7	227	1- 0	36	178	151	151	14	14	

TOTALS	RPI 1-25	RPI 26-50	W-L RECORDS	RPI 51-100	RPI 101-150	RPI 150+				
4- 7	0- 3	0- 1	OVERALL	0- 0	0- 0	4- 3				
2- 2	0- 2	0- 0	HOME	0- 0	0- 0	2- 0				
0- 5	0- 1	0- 1	AWAY	0- 0	0- 0	0- 3				
2- 0	0- 0	0- 0	NEUTRAL	0- 0	0- 0	2- 0				
4- 7	0- 3	0- 1	NON-CONFERENCE	0- 0	0- 0	4- 3				
2- 2	0- 2	0- 0	HOME	0- 0	0- 0	2- 0				
0- 5	0- 1	0- 1	AWAY	0- 0	0- 0	0- 3				
2- 0	0- 0	0- 0	NEUTRAL	0- 0	0- 0	2- 0				
0- 0	0- 0	0- 0	CONFERENCE	0- 0	0- 0	0- 0				
0- 0	0- 0	0- 0	HOME	0- 0	0- 0	0- 0				
0- 0	0- 0	0- 0	AWAY	0- 0	0- 0	0- 0				
0- 0	0- 0	0- 0	NEUTRAL	0- 0	0- 0	0- 0				

RPI	S	Opponent	Score
9	H	Gonzaga	67 70
12	A	Indiana	74 98
15	H	South Dakota	74 85

RPI	S	Opponent	Score
50	A	Missouri	61 65

RPI	S	Opponent	Score
-----	---	----------	-------

RPI	S	Opponent	Score
164	N	Louisiana Tech	82 70
170	H	Little Rock	48 44
184	A	Santa Clara	73 77
235	H	Ball St.	74 54
245	A	Wichita St.	60 63
259	A	North Texas	76 83
260	N	SIUE	68 65

LAST 12 Division I GAMES:

170	H	Little Rock	48 44	15	H	South Dakota	74 85
260	N	SIUE	68 65	259	A	North Texas	76 83
164	N	Louisiana Tech	82 70	184	A	Santa Clara	73 77
9	H	Gonzaga	67 70	235	H	Ball St.	74 54
12	A	Indiana	74 98	50	A	Missouri	61 65
				245	A	Wichita St.	60 63

Non-Div I Games:

Missouri St.

Average RPI Win:	244	WON-LOST	WINNING	LAST 10	STRENGTH OF	OPP. STRENGTH	TEAM	ADJ.	CONF.	ADJ CONF.
Average RPI Loss:	161	RECORD	PCT. RANK	GAMES	SCHEDULE	OF SCHEDULE	RPI	RPI	RPI	RPI
DIV. I ONLY	4- 7	229	4-6	183	273	238	238	27	27	
DIV. I NON-CONF.	4- 7	227	0- 1	181	272	237	237	27	27	

TOTALS	RPI 1-25	RPI 26-50	W-L RECORDS	RPI 51-100	RPI 101-150	RPI 150+				
4- 7	0- 0	0- 2	OVERALL	0- 1	0- 1	4- 3				
2- 3	0- 0	0- 1	HOME	0- 1	0- 0	2- 1				
2- 4	0- 0	0- 1	AWAY	0- 0	0- 1	2- 2				
0- 0	0- 0	0- 0	NEUTRAL	0- 0	0- 0	0- 0				
4- 7	0- 0	0- 2	NON-CONFERENCE	0- 1	0- 1	4- 3				
2- 3	0- 0	0- 1	HOME	0- 1	0- 0	2- 1				
2- 4	0- 0	0- 1	AWAY	0- 0	0- 1	2- 2				
0- 0	0- 0	0- 0	NEUTRAL	0- 0	0- 0	0- 0				
0- 0	0- 0	0- 0	CONFERENCE	0- 0	0- 0	0- 0				
0- 0	0- 0	0- 0	HOME	0- 0	0- 0	0- 0				
0- 0	0- 0	0- 0	AWAY	0- 0	0- 0	0- 0				
0- 0	0- 0	0- 0	NEUTRAL	0- 0	0- 0	0- 0				

RPI	S	Opponent	Score	RPI	S	Opponent	Score	RPI	S	Opponent	Score	RPI	S	Opponent	Score	Team's RPI: 238
40	A	Virginia Tech	49 82	96	H	Princeton	47 79	137	A	Lehigh	48 63					
43	H	Bucknell	32 70					191	A	East Carolina	67 73					
								221	A	George Washington	55 51					
								224	A	Sacred Heart	55 50					
								230	H	Navy	68 67					
								284	H	Loyola Maryland	67 75					
								300	H	Albany (NY)	64 56					
								339	A	Lafayette	69 73					

LAST 12 Division I GAMES:																
284	H	Loyola Maryland	67 75	300	H	Albany (NY)	64 56									
230	H	Navy	68 67	40	A	Virginia Tech	49 82									
96	H	Princeton	47 79	137	A	Lehigh	48 63									
339	A	Lafayette	69 73	191	A	East Carolina	67 73									
221	A	George Washington	55 51	43	H	Bucknell	32 70									
224	A	Sacred Heart	55 50													

Non-Div I Games:

Monmouth

Average RPI Win: 191		WON-LOST RECORD	WINNING PCT. RANK	LAST 10 GAMES	STRENGTH OF SCHEDULE	OPP. STRENGTH OF SCHEDULE	TEAM RPI	ADJ. RPI	CONF. RPI	ADJ CONF. RPI
Average RPI Loss: 57										
DIV. I ONLY		6- 4	123	7-3	83	119	81	81	11	11
DIV. I NON-CONF.		4- 4	162	1- 0	32	138	66	66	11	11
TOTALS		RPI 1-25	RPI 26-50	W-L RECORDS		RPI 51-100	RPI 101-150	RPI 150+		
6- 4	0- 2		0- 0	OVERALL		2- 1	0- 1	4- 0		
4- 1	0- 1		0- 0	HOME		2- 0	0- 0	2- 0		
1- 3	0- 1		0- 0	AWAY		0- 1	0- 1	1- 0		
1- 0	0- 0		0- 0	NEUTRAL		0- 0	0- 0	1- 0		
4- 4	0- 2		0- 0	NON-CONFERENCE		2- 1	0- 1	2- 0		
2- 1	0- 1		0- 0	HOME		2- 0	0- 0	0- 0		
1- 3	0- 1		0- 0	AWAY		0- 1	0- 1	1- 0		
1- 0	0- 0		0- 0	NEUTRAL		0- 0	0- 0	1- 0		
2- 0	0- 0		0- 0	CONFERENCE		0- 0	0- 0	2- 0		
2- 0	0- 0		0- 0	HOME		0- 0	0- 0	2- 0		
0- 0	0- 0		0- 0	AWAY		0- 0	0- 0	0- 0		
0- 0	0- 0		0- 0	NEUTRAL		0- 0	0- 0	0- 0		

RPI 1-25				RPI 26-50				RPI 51-100				RPI 101+			
RPI	S	Opponent	Score	RPI	S	Opponent	Score	RPI	S	Opponent	Score	RPI	S	Opponent	Score
9	A	Gonzaga	52 76					84	A	Arizona	51 100	118	A	Washington	54 69
15	H	South Dakota	41 64					90	H	Northern Ill.	86 70	175	H	Northern Ariz.	78 62
								93	H	UC Davis	62 56	216	H	Southern Utah	79 57
												233	N	Saint Francis (PA)	79 77
												341	A	Grand Canyon	69 47
LAST 12 Division I GAMES:															
93	H	UC Davis	62 56	233	N	Saint Francis (PA)	79 77								
216	H	Southern Utah	79 57	90	H	Northern Ill.	86 70								
175	H	Northern Ariz.	78 62	15	H	South Dakota	41 64								
118	A	Washington	54 69	9	A	Gonzaga	52 76								
341	A	Grand Canyon	69 47												
84	A	Arizona	51 100												

Montana

Average RPI Win:	216	WON-LOST	WINNING	LAST 10	STRENGTH OF	OPP. STRENGTH	TEAM	ADJ.	CONF.	ADJ CONF.
Average RPI Loss:	50	RECORD	PCT. RANK	GAMES	SCHEDULE	OF SCHEDULE	RPI	RPI	RPI	RPI

DIV. I ONLY	6- 5	142	6-4	145	59	129	129	11	11
DIV. I NON-CONF.	4- 5	189	1- 0	101	64	126	126	11	11
TOTALS	RPI 1-25	RPI 26-50	W-L RECORDS	RPI 51-100	RPI 101-150	RPI 150+			
6- 5	0- 1	0- 2	OVERALL	0- 1	0- 1	6- 0			
4- 1	0- 0	0- 1	HOME	0- 0	0- 0	4- 0			
1- 4	0- 1	0- 1	AWAY	0- 1	0- 1	1- 0			
1- 0	0- 0	0- 0	NEUTRAL	0- 0	0- 0	1- 0			
4- 5	0- 1	0- 2	NON-CONFERENCE	0- 1	0- 1	4- 0			
2- 1	0- 0	0- 1	HOME	0- 0	0- 0	2- 0			
1- 4	0- 1	0- 1	AWAY	0- 1	0- 1	1- 0			
1- 0	0- 0	0- 0	NEUTRAL	0- 0	0- 0	1- 0			
2- 0	0- 0	0- 0	CONFERENCE	0- 0	0- 0	2- 0			
2- 0	0- 0	0- 0	HOME	0- 0	0- 0	2- 0			
0- 0	0- 0	0- 0	AWAY	0- 0	0- 0	0- 0			
0- 0	0- 0	0- 0	NEUTRAL	0- 0	0- 0	0- 0			

RPI	S	Opponent	Score	RPI	S	Opponent	Score	RPI	S	Opponent	Score	RPI	S	Opponent	Score	Team's RPI: 129
16	A	Marquette	52 100	33	H	South Dakota St.	67 88	57	A	SFA	53 60	109	A	TCU	49 71	
				34	A	Wyoming	58 66					161	A	Texas St.	67 59	
												175	H	Northern Ariz.	80 70	
												213	N	Delaware	69 60	
												216	H	Southern Utah	69 64	
												234	H	Long Beach St.	85 62	
												295	H	Omaha	59 56	
LAST 12 Division I GAMES:																
				33	H	South Dakota St.	67 88	161	A	Texas St.	67 59					
				295	H	Omaha	59 56	175	H	Northern Ariz.	80 70					
				109	A	TCU	49 71	216	H	Southern Utah	69 64					
				57	A	SFA	53 60	213	N	Delaware	69 60					
				234	H	Long Beach St.	85 62	16	A	Marquette	52 100					
				34	A	Wyoming	58 66									

Non-Div I Games: Carroll (MT) 64 48

Montana St.

Average RPI Win:	284	WON-LOST	WINNING	LAST 10	STRENGTH OF	OPP. STRENGTH	TEAM	ADJ.	CONF.	ADJ CONF.
Average RPI Loss:	135	RECORD	PCT. RANK	GAMES	SCHEDULE	OF SCHEDULE	RPI	RPI	RPI	RPI
DIV. I ONLY	7- 4	108	6-4	323	265	208	208	20	20	
DIV. I NON-CONF.	7- 4	109	1- 0	322	260	209	209	20	20	

TOTALS	RPI 1-25	RPI 26-50	W-L RECORDS	RPI 51-100	RPI 101-150	RPI 150+				
7- 4	0- 2	0- 0	OVERALL	1- 0	0- 0	6- 2				
4- 1	0- 0	0- 0	HOME	0- 0	0- 0	4- 1				
3- 3	0- 2	0- 0	AWAY	1- 0	0- 0	2- 1				
0- 0	0- 0	0- 0	NEUTRAL	0- 0	0- 0	0- 0				
7- 4	0- 2	0- 0	NON-CONFERENCE	1- 0	0- 0	6- 2				
4- 1	0- 0	0- 0	HOME	0- 0	0- 0	4- 1				
3- 3	0- 2	0- 0	AWAY	1- 0	0- 0	2- 1				
0- 0	0- 0	0- 0	NEUTRAL	0- 0	0- 0	0- 0				
0- 0	0- 0	0- 0	CONFERENCE	0- 0	0- 0	0- 0				
0- 0	0- 0	0- 0	HOME	0- 0	0- 0	0- 0				
0- 0	0- 0	0- 0	AWAY	0- 0	0- 0	0- 0				
0- 0	0- 0	0- 0	NEUTRAL	0- 0	0- 0	0- 0				

RPI 1-25				RPI 26-50				RPI 51-100				RPI 101+ Team's RPI: 208			
RPI	S	Opponent	Score	RPI	S	Opponent	Score	RPI	S	Opponent	Score	RPI	S	Opponent	Score
13	A	Baylor	58 96					83	A	Radford	79 72	233	A	Saint Francis (PA)	83 89
23	A	Kentucky	57 87									271	H	St. Francis Brooklyn	94 101
												291	A	Gardner-Webb	84 69
												306	H	Valparaiso	68 62
												307	A	N.C. A&T	72 67
												320	H	Lipscomb	79 44
												331	H	Chicago St.	104 68
												348	H	Evansville	85 63

LAST 12 Division I GAMES:															
348	H	Evansville	85 63	320	H	Lipscomb	79 44								
23	A	Kentucky	57 87	233	A	Saint Francis (PA)	83 89								
271	H	St. Francis Brooklyn	94 101	83	A	Radford	79 72								
331	H	Chicago St.	104 68	13	A	Baylor	58 96								
306	H	Valparaiso	68 62	307	A	N.C. A&T	72 67								
291	A	Gardner-Webb	84 69												

Non-Div I Games: Alice Lloyd 121 56 Ky. Christian 119 28

Morehead St.

Average RPI Win:	283	WON-LOST	WINNING	LAST 10	STRENGTH OF	OPP. STRENGTH	TEAM	ADJ.	CONF.	ADJ CONF.
Average RPI Loss:	177	RECORD	PCT. RANK	GAMES	SCHEDULE	OF SCHEDULE	RPI	RPI	RPI	RPI
DIV. I ONLY	1- 11	336	1-9	208	264	332	332	32	32	
DIV. I NON-CONF.	1- 11	335	0- 1	199	259	332	332	32	32	

TOTALS	RPI 1-25	RPI 26-50	W-L RECORDS	RPI 51-100	RPI 101-150	RPI 150+				
1- 11	0- 0	0- 1	OVERALL	0- 2	0- 2	1- 6				
1- 2	0- 0	0- 0	HOME	0- 0	0- 0	1- 2				
0- 6	0- 0	0- 0	AWAY	0- 2	0- 1	0- 3				
0- 3	0- 0	0- 1	NEUTRAL	0- 0	0- 1	0- 1				
1- 11	0- 0	0- 1	NON-CONFERENCE	0- 2	0- 2	1- 6				
1- 2	0- 0	0- 0	HOME	0- 0	0- 0	1- 2				
0- 6	0- 0	0- 0	AWAY	0- 2	0- 1	0- 3				
0- 3	0- 0	0- 1	NEUTRAL	0- 0	0- 1	0- 1				
0- 0	0- 0	0- 0	CONFERENCE	0- 0	0- 0	0- 0				
0- 0	0- 0	0- 0	HOME	0- 0	0- 0	0- 0				
0- 0	0- 0	0- 0	AWAY	0- 0	0- 0	0- 0				
0- 0	0- 0	0- 0	NEUTRAL	0- 0	0- 0	0- 0				

RPI 1-25				RPI 26-50				RPI 51-100				RPI 101+				Team's RPI: 332
RPI	S	Opponent	Score	RPI	S	Opponent	Score	RPI	S	Opponent	Score	RPI	S	Opponent	Score	
				42	N	Maryl and	44 68	57	A	SFA	42 69	112	A	Hartford	59 80	
								67	A	Mi chi gan	47 70	149	N	Georgi a	33 60	
												157	A	Western Ky.	43 90	
												186	A	West Vi rgi ni a	37 72	
												262	H	Central Conn. St.	36 60	
												268	N	Ni agara	57 67	
												283	H	UMass Lowel l	61 49	
												308	H	UMBC	68 73	
												335	A	FIU	50 59	
LAST 12 Di vi si on I GAMES:																
335	A	FIU	50 59	268	N	Ni agara	57 67	283	H	UMass Lowel l	61 49					
157	A	Western Ky.	43 90	308	H	UMBC	68 73	186	A	West Vi rgi ni a	37 72					
262	H	Central Conn. St.	36 60	149	N	Georgi a	33 60	67	A	Mi chi gan	47 70					
42	N	Maryl and	44 68	57	A	SFA	42 69	112	A	Hartford	59 80					

Non-Di v I Games: Washington Adventis t 60 43 Lincoln (PA) 46 51

Morgan St.

Loss, Non-Conf, S Site, H Home A Away N Neutral

Average RPI Win:	259	WON-LOST	WINNING	LAST 10	STRENGTH OF	OPP. STRENGTH	TEAM	ADJ.	CONF.	ADJ CONF.
Average RPI Loss:	141	RECORD	PCT. RANK	GAMES	SCHEDULE	OF SCHEDULE	RPI	RPI	RPI	RPI
DIV. I ONLY	4- 5	191	5-5	269	241	209	209	31	31	
DIV. I NON-CONF.	4- 5	189	0- 1	267	235	210	210	31	31	

TOTALS	RPI 1-25	RPI 26-50	W-L RECORDS	RPI 51-100	RPI 101-150	RPI 150+				
4- 5	0- 0	0- 1	OVERALL	0- 1	0- 1	4- 2				
1- 1	0- 0	0- 0	HOME	0- 0	0- 0	1- 1				
3- 4	0- 0	0- 1	AWAY	0- 1	0- 1	3- 1				
0- 0	0- 0	0- 0	NEUTRAL	0- 0	0- 0	0- 0				
4- 5	0- 0	0- 1	NON-CONFERENCE	0- 1	0- 1	4- 2				
1- 1	0- 0	0- 0	HOME	0- 0	0- 0	1- 1				
3- 4	0- 0	0- 1	AWAY	0- 1	0- 1	3- 1				
0- 0	0- 0	0- 0	NEUTRAL	0- 0	0- 0	0- 0				
0- 0	0- 0	0- 0	CONFERENCE	0- 0	0- 0	0- 0				
0- 0	0- 0	0- 0	HOME	0- 0	0- 0	0- 0				
0- 0	0- 0	0- 0	AWAY	0- 0	0- 0	0- 0				
0- 0	0- 0	0- 0	NEUTRAL	0- 0	0- 0	0- 0				

RPI 1-25				RPI 26-50				RPI 51-100				RPI 101+				Team's RPI: 209
RPI	S	Opponent	Score	RPI	S	Opponent	Score	RPI	S	Opponent	Score	RPI	S	Opponent	Score	
				40	A	Virginia Tech	51 83	67	A	Michigan	40 88	126	A	Duquesne	64 73	
												153	H	Towson	87 78	
												223	H	UMES	73 86	
												249	A	Rider	67 85	
												284	A	Loyola Maryland	77 67	
												291	A	Gardner-Webb	69 62	
												308	A	UMBC	65 52	
LAST 12 Division I GAMES:																
				153	H	Towson	87 78	223	H	UMES	73 86					
				249	A	Rider	67 85	40	A	Virginia Tech	51 83					
				126	A	Duquesne	64 73	308	A	UMBC	65 52					
				67	A	Michigan	40 88	291	A	Gardner-Webb	69 62					
								284	A	Loyola Maryland	77 67					

Non-Div I Games: Washington Col. 74 50

Mt. St. Mary's

Average RPI Win: 334

Average RPI Loss: 112

WON-LOST
RECORDWINNING
PCT. RANKLAST 10
GAMESSTRENGTH OF
SCHEDULEOPP. STRENGTH
OF SCHEDULETEAM
RPIADJ.
RPICONF.
RPIADJ CONF.
RPIDIV. I ONLY
DIV. I NON-CONF.2- 7
2- 7289
2863-7
0- 180
81253
249253
251253
25120
2020
20

TOTALS

RPI 1-25

RPI 26-50

W-L RECORDS

RPI 51-100

RPI 101-150

RPI 150+

2- 7

0- 3

0- 0

OVERALL

0- 0

0- 1

2- 3

2- 2

0- 0

0- 0

HOME

0- 0

0- 1

2- 1

0- 5

0- 3

0- 0

AWAY

0- 0

0- 0

0- 2

0- 0

0- 0

0- 0

NEUTRAL

0- 0

0- 0

0- 0

2- 7

0- 3

0- 0

NON-CONFERENCE

0- 0

0- 1

2- 3

2- 2

0- 0

0- 0

HOME

0- 0

0- 1

2- 1

0- 5

0- 3

0- 0

AWAY

0- 0

0- 0

0- 2

0- 0

0- 0

0- 0

NEUTRAL

0- 0

0- 0

0- 0

0- 0

0- 0

0- 0

CONFERENCE

0- 0

0- 0

0- 0

0- 0

0- 0

0- 0

HOME

0- 0

0- 0

0- 0

0- 0

0- 0

0- 0

AWAY

0- 0

0- 0

0- 0

0- 0

0- 0

0- 0

NEUTRAL

0- 0

0- 0

0- 0

RPI 1-25

RPI 26-50

RPI 51-100

RPI 101+

Team's RPI: 253

RPI	S	Opponent	Score
17	A	Butler	65 86
23	A	Kentucky	49 88
25	A	Tennessee	77 98

RPI	S	Opponent	Score
-----	---	----------	-------

RPI	S	Opponent	Score
-----	---	----------	-------

RPI	S	Opponent	Score
117	H	Southern Ill.	59 65
176	A	Illinois	52 84
178	A	Arkansas St.	63 74
246	H	Alabama A&M	53 59
320	H	Lipscomb	97 61
348	H	Evansville	81 53

LAST 12 Division I GAMES:

25	A	Tennessee	77	98	117	H	Southern Ill.	59	65
23	A	Kentucky	49	88	176	A	Illinois	52	84
348	H	Evansville	81	53	246	H	Alabama A&M	53	59
					178	A	Arkansas St.	63	74
					320	H	Lipscomb	97	61
					17	A	Butler	65	86

Non-Div I Games:

Oakland City

113 55

Bethel (TN)

86 50

Murray St.

■ Loss,
 ■ Non-Conf,
 ■ S Site,
 ■ Home
 ■ A Away
 N Neutral

Average RPI Win:	309	WON-LOST	WINNING	LAST 10	STRENGTH OF	OPP. STRENGTH	TEAM	ADJ.	CONF.	ADJ CONF.
Average RPI Loss:	177	RECORD	PCT. RANK	GAMES	SCHEDULE	OF SCHEDULE	RPI	RPI	RPI	RPI

DIV. I ONLY	2- 9	299	2-8	274	242	307	307	32	32
DIV. I NON-CONF.	2- 9	297	0- 1	273	236	308	308	32	32
TOTALS	RPI 1-25	RPI 26-50	W-L RECORDS	RPI 51-100	RPI 101-150	RPI 150+			
2- 9	0- 0	0- 0	OVERALL	0- 1	0- 3	2- 5			
0- 3	0- 0	0- 0	HOME	0- 0	0- 1	0- 2			
2- 4	0- 0	0- 0	AWAY	0- 0	0- 1	2- 3			
0- 2	0- 0	0- 0	NEUTRAL	0- 1	0- 1	0- 0			
2- 9	0- 0	0- 0	NON-CONFERENCE	0- 1	0- 3	2- 5			
0- 3	0- 0	0- 0	HOME	0- 0	0- 1	0- 2			
2- 4	0- 0	0- 0	AWAY	0- 0	0- 1	2- 3			
0- 2	0- 0	0- 0	NEUTRAL	0- 1	0- 1	0- 0			
0- 0	0- 0	0- 0	CONFERENCE	0- 0	0- 0	0- 0			
0- 0	0- 0	0- 0	HOME	0- 0	0- 0	0- 0			
0- 0	0- 0	0- 0	AWAY	0- 0	0- 0	0- 0			
0- 0	0- 0	0- 0	NEUTRAL	0- 0	0- 0	0- 0			

RPI 1-25	RPI 26-50	RPI 51-100	RPI 101+	Team's RPI: 307
RPI S Opponent Score	RPI S Opponent Score	RPI S Opponent Score	RPI S Opponent Score	
		56 N Mai ne 52 58	125 N Yale 49 59	
			133 A Vi rgi ni a 57 67	
			140 H VCU 48 54	
			207 H Akron 36 49	
			208 H Morehead St. 67 72	
			219 A El on 64 73	
			230 A Navy 49 72	
			272 A ETSU 56 61	
			303 A Western Caro. 69 51	
			314 A Fla. Atlantic 67 65	
LAST 12 Di vi si on I GAMES:				
125 N Yale 49 59	303 A Western Caro. 69 51			
314 A Fla. Atlantic 67 65	230 A Navy 49 72			
140 H VCU 48 54	56 N Mai ne 52 58			
219 A El on 64 73	133 A Vi rgi ni a 57 67			
272 A ETSU 56 61	207 H Akron 36 49			
	208 H Morehead St. 67 72			

Non-Di v I Games: Winston-Salem 60 56 Johnson C. Smi th 50 53

Average RPI Win:	265	WON-LOST	WINNING	LAST 10	STRENGTH OF	OPP. STRENGTH	TEAM	ADJ.	CONF.	ADJ CONF.
Average RPI Loss:	201	RECORD	PCT. RANK	GAMES	SCHEDULE	OF SCHEDULE	RPI	RPI	RPI	RPI

DIV. I ONLY	2- 10	310	2-8	306	238	342	342	32	32
DIV. I NON-CONF.	2- 10	310	0- 1	306	232	343	343	32	32

TOTALS	RPI 1-25	RPI 26-50	W-L RECORDS	RPI 51-100	RPI 101-150	RPI 150+			
2- 10	0- 1	0- 0	OVERALL	0- 0	0- 1	2- 8			
2- 4	0- 0	0- 0	HOME	0- 0	0- 1	2- 3			
0- 5	0- 1	0- 0	AWAY	0- 0	0- 0	0- 4			
0- 1	0- 0	0- 0	NEUTRAL	0- 0	0- 0	0- 1			
2- 10	0- 1	0- 0	NON-CONFERENCE	0- 0	0- 1	2- 8			
2- 4	0- 0	0- 0	HOME	0- 0	0- 1	2- 3			
0- 5	0- 1	0- 0	AWAY	0- 0	0- 0	0- 4			
0- 1	0- 0	0- 0	NEUTRAL	0- 0	0- 0	0- 1			
0- 0	0- 0	0- 0	CONFERENCE	0- 0	0- 0	0- 0			
0- 0	0- 0	0- 0	HOME	0- 0	0- 0	0- 0			
0- 0	0- 0	0- 0	AWAY	0- 0	0- 0	0- 0			
0- 0	0- 0	0- 0	NEUTRAL	0- 0	0- 0	0- 0			

RPI 1-25	RPI 26-50	RPI 51-100	RPI 101+	Team's RPI: 342
RPI S Opponent Score	RPI S Opponent Score	RPI S Opponent Score	RPI S Opponent Score	
11 A Iowa 39 106			150 H UNCW 82 89	
			159 H Coastal Caro. 66 89	
			173 A Georgi a St. 54 65	
			180 A High Poi nt 69 80	
			219 H El on 54 83	
			251 N Kennesaw St. 54 78	
			257 H Wofford 66 59	
			261 A Winthrop 41 66	
			273 H UNC Greensboro 66 57	
			298 A Memphi s 56 77	
			312 H USC Upstate 63 82	

LAST 12 Division I GAMES:				
298 A Memphi s 56 77	312 H USC Upstate 63 82			
251 N Kennesaw St. 54 78	150 H UNCW 82 89			
173 A Georgi a St. 54 65	11 A Iowa 39 106			
257 H Wofford 66 59	261 A Winthrop 41 66			
273 H UNC Greensboro 66 57	219 H El on 54 83			
159 H Coastal Caro. 66 89	180 A High Poi nt 69 80			

Non-Div I Games: Johnson & Wales (NC) 5 43

N. C. Central

NC State				Average RPI Win: 119		WON-LOST RECORD		WINNING PCT. RANK		LAST 10 GAMES		STRENGTH OF SCHEDULE		OPP. STRENGTH OF SCHEDULE		TEAM RPI		ADJ. RPI		CONF. RPI		ADJ CONF. RPI	
Average RPI Loss: 0																							
DIV. I ONLY				13- 0		1		10-0		63		37		7		7		1		1			
DIV. I NON-CONF.				13- 0		1		1- 0		63		41		7		7		1		1			
TOTALS				RPI 1-25		RPI 26-50		W-L RECORDS		RPI 51-100		RPI 101-150		RPI 150+									
13- 0				1- 0		2- 0		OVERALL		3- 0		2- 0		5- 0									
9- 0				0- 0		2- 0		HOME		3- 0		0- 0		4- 0									
2- 0				0- 0		0- 0		AWAY		0- 0		2- 0		0- 0									
2- 0				1- 0		0- 0		NEUTRAL		0- 0		0- 0		1- 0									
13- 0				1- 0		2- 0		NON-CONFERENCE		3- 0		2- 0		5- 0									
9- 0				0- 0		2- 0		HOME		3- 0		0- 0		4- 0									
2- 0				0- 0		0- 0		AWAY		0- 0		2- 0		0- 0									
2- 0				1- 0		0- 0		NEUTRAL		0- 0		0- 0		1- 0									
0- 0				0- 0		0- 0		CONFERENCE		0- 0		0- 0		0- 0									
0- 0				0- 0		0- 0		HOME		0- 0		0- 0		0- 0									
0- 0				0- 0		0- 0		AWAY		0- 0		0- 0		0- 0									
0- 0				0- 0		0- 0		NEUTRAL		0- 0		0- 0		0- 0									

RPI 1-25				RPI 26-50				RPI 51-100				RPI 101+			
RPI	S	Opponent	Score	RPI	S	Opponent	Score	RPI	S	Opponent	Score	RPI	S	Opponent	Score
21	N	Michigan St.	78 74	36	H	Old Domini on	85 56	56	H	Maine	84 46	106	A	Georgetown	76 65
				46	H	Belmont	77 62	67	H	Michigan	66 55	121	A	Chattanooga	78 58
								83	H	Radford	75 58	152	H	Kent St.	78 61
												179	H	Vanderbilt	74 54
												199	H	Davison	75 45
												221	N	George Washington	69 61
												256	H	Hampton	83 51
LAST 12 Division I GAMES:															
199	H	Davison	75 45	67	H	Michigan	66 55	221	N	George Washington	69 61				
121	A	Chattanooga	78 58					21	N	Michigan St.	78 74				
56	H	Maine	84 46					83	H	Radford	75 58				
106	A	Georgetown	76 65					179	H	Vanderbilt	74 54				
256	H	Hampton	83 51					152	H	Kent St.	78 61				
36	H	Old Domini on	85 56												

Non-Div I Games:

NC State

N
J
I
TN
J
I
T

NJIT

Average RPI Win:	256	WON-LOST	WINNING	LAST 10	STRENGTH OF	OPP. STRENGTH	TEAM	ADJ.	CONF.	ADJ CONF.
Average RPI Loss:	150	RECORD	PCT. RANK	GAMES	SCHEDULE	OF SCHEDULE	RPI	RPI	RPI	RPI
DIV. I ONLY	4- 5	191	5-5	255	207	230	230	26	26	
DIV. I NON-CONF.	4- 5	189	1- 0	254	204	229	229	26	26	

TOTALS	RPI 1-25	RPI 26-50	W-L RECORDS	RPI 51-100	RPI 101-150	RPI 150+				
4- 5	0- 0	0- 0	OVERALL	0- 3	0- 0	4- 2				
2- 2	0- 0	0- 0	HOME	0- 2	0- 0	2- 0				
2- 3	0- 0	0- 0	AWAY	0- 1	0- 0	2- 2				
0- 0	0- 0	0- 0	NEUTRAL	0- 0	0- 0	0- 0				
4- 5	0- 0	0- 0	NON-CONFERENCE	0- 3	0- 0	4- 2				
2- 2	0- 0	0- 0	HOME	0- 2	0- 0	2- 0				
2- 3	0- 0	0- 0	AWAY	0- 1	0- 0	2- 2				
0- 0	0- 0	0- 0	NEUTRAL	0- 0	0- 0	0- 0				
0- 0	0- 0	0- 0	CONFERENCE	0- 0	0- 0	0- 0				
0- 0	0- 0	0- 0	HOME	0- 0	0- 0	0- 0				
0- 0	0- 0	0- 0	AWAY	0- 0	0- 0	0- 0				
0- 0	0- 0	0- 0	NEUTRAL	0- 0	0- 0	0- 0				

RPI 1-25				RPI 26-50				RPI 51-100				RPI 101+ Team's RPI: 230			
RPI	S	Opponent	Score	RPI	S	Opponent	Score	RPI	S	Opponent	Score	RPI	S	Opponent	Score
								52	A	Colorado	43 59	183	A	Air Force	54 47
								88	H	Penn	61 65	238	A	Monmouth	67 68
								94	H	Marist	48 72	249	A	Rider	66 60
												279	A	Norfolk St.	58 65
												285	H	Saint Joseph's	49 48
												307	H	N. C. A&T	72 49
LAST 12 Division I GAMES:															
285	H	Saint Joseph's	49 48	88	H	Penn	61 65								
238	A	Monmouth	67 68	279	A	Norfolk St.	58 65								
52	A	Colorado	43 59	94	H	Marist	48 72								
183	A	Air Force	54 47												
249	A	Rider	66 60												
307	H	N. C. A&T	72 49												

Non-Div I Games: Catholic 81 36

Navy

Average RPI	Win:	159	WON-LOST	WINNING	LAST 10	STRENGTH OF	OPP. STRENGTH	TEAM	ADJ.	CONF.	ADJ CONF.
Average RPI	Loss:	46	RECORD	PCT. RANK	GAMES	SCHEDULE	OF SCHEDULE	RPI	RPI	RPI	RPI
DIV. I ONLY		7- 6		152	6-4	45	42	63	63	3	3
DIV. I NON-CONF.		5- 6		176	0- 0	43	50	105	105	3	3

TOTALS	RPI 1-25		RPI 26-50		W-L RECORDS		RPI 51-100		RPI 101-150		RPI 150+
7- 6	0- 2		1- 1		OVERALL		2- 2		1- 1		3- 0
5- 1	0- 1		1- 0		HOME		1- 0		0- 0		3- 0
1- 5	0- 1		0- 1		AWAY		0- 2		1- 1		0- 0
1- 0	0- 0		0- 0		NEUTRAL		1- 0		0- 0		0- 0
5- 6	0- 2		1- 1		NON-CONFERENCE		1- 2		0- 1		3- 0
4- 1	0- 1		1- 0		HOME		0- 0		0- 0		3- 0
0- 5	0- 1		0- 1		AWAY		0- 2		0- 1		0- 0
1- 0	0- 0		0- 0		NEUTRAL		1- 0		0- 0		0- 0
2- 0	0- 0		0- 0		CONFERENCE		1- 0		1- 0		0- 0
1- 0	0- 0		0- 0		HOME		1- 0		0- 0		0- 0
1- 0	0- 0		0- 0		AWAY		0- 0		1- 0		0- 0
0- 0	0- 0		0- 0		NEUTRAL		0- 0		0- 0		0- 0

RPI	S	Opponent	Score	RPI	S	Opponent	Score	RPI	S	Opponent	Score	RPI	S	Opponent	Score
8	A	Louisville	68 85	32	H	Kansas	58 52	53	A	Arkansas	80 84	104	A	Washington St.	84 87
10	H	Drake	77 83	38	A	Miami (FL)	68 82	60	A	Creighton	65 74	144	A	Ohio St.	78 69
								67	H	Michigan	70 56	189	H	Denver	96 71
								83	N	Radford	77 39	287	H	San Jose St.	96 63
												312	H	USC Upstate	87 64

Team's RPI: 63															
LAST 12 Division I GAMES:															
189	H	Denver	96 71	144	A	Ohio St.	78 69	67	H	Michigan	70 56	53	A	Arkansas	80 84
287	H	San Jose St.	96 63	38	A	Miami (FL)	68 82	104	A	Washington St.	84 87	60	A	Creighton	65 74
32	H	Kansas	58 52	8	A	Louisville	68 85	312	H	USC Upstate	87 64	67	H	Michigan	70 56
60	A	Creighton	65 74	83	N	Radford	77 39					53	A	Arkansas	80 84

Non-Div I Games:

Nebraska

Average RPI Win: 277		WON-LOST	WINNING	LAST 10	STRENGTH OF	OPP. STRENGTH	TEAM	ADJ.	CONF.	ADJ CONF.
Average RPI Loss: 98		RECORD	PCT. RANK	GAMES	SCHEDULE	OF SCHEDULE	RPI	RPI	RPI	RPI
DIV. I ONLY		3- 7	255	4-6	91	204	228	228	10	10
DIV. I NON-CONF.		3- 7	255	0- 1	92	200	227	227	10	10
<hr/>										
TOTALS		RPI 1-25	RPI 26-50	W-L RECORDS		RPI 51-100	RPI 101-150	RPI 150+		
3- 7	0- 0		0- 0	OVERALL		0- 5	0- 0	3- 2		
2- 4	0- 0		0- 0	HOME		0- 3	0- 0	2- 1		
1- 1	0- 0		0- 0	AWAY		0- 0	0- 0	1- 1		
0- 2	0- 0		0- 0	NEUTRAL		0- 2	0- 0	0- 0		
3- 7	0- 0		0- 0	NON-CONFERENCE		0- 5	0- 0	3- 2		
2- 4	0- 0		0- 0	HOME		0- 3	0- 0	2- 1		
1- 1	0- 0		0- 0	AWAY		0- 0	0- 0	1- 1		
0- 2	0- 0		0- 0	NEUTRAL		0- 2	0- 0	0- 0		
0- 0	0- 0		0- 0	CONFERENCE		0- 0	0- 0	0- 0		
0- 0	0- 0		0- 0	HOME		0- 0	0- 0	0- 0		
0- 0	0- 0		0- 0	AWAY		0- 0	0- 0	0- 0		
0- 0	0- 0		0- 0	NEUTRAL		0- 0	0- 0	0- 0		

RPI 1-25				RPI 26-50				RPI 51-100				RPI 101+ Team's RPI: 228					
RPI	S	Opponent	Score	RPI	S	Opponent	Score	RPI	S	Opponent	Score	RPI	S	Opponent	Score		
								52	H	Colorado	52	65	158	H	Texas Tech	67	86
								54	H	Southern California	51	72	184	A	Santa Clara	48	56
								55	H	Utah	52	74	234	A	Long Beach St.	76	67
								90	N	Northern Ill.	69	98	281	H	Hawaii	79	78
								93	N	UC Davis	68	84	317	H	Seattle U	67	54
LAST 12 Division I GAMES:																	
				158	H	Texas Tech	67	86	90	N	Northern Ill.	69	98				
				93	N	UC Davis	68	84	281	H	Hawaii	79	78				
				54	H	Southern California	51	72	317	H	Seattle U	67	54				
				52	H	Colorado	52	65	55	H	Utah	52	74				
				234	A	Long Beach St.	76	67									
				184	A	Santa Clara	48	56									

Non-Div I Games: Stanislaus St. 75 52

Nevada

Average RPI Win:	244	WON-LOST	WINNING	LAST 10	STRENGTH OF	OPP. STRENGTH	TEAM	ADJ.	CONF.	ADJ CONF.
Average RPI Loss:	180	RECORD	PCT. RANK	GAMES	SCHEDULE	OF SCHEDULE	RPI	RPI	RPI	RPI
DIV. I ONLY	2- 10	310	3-7	182	285	315	315	25	25	
DIV. I NON-CONF.	2- 10	310	0- 1	180	286	316	316	25	25	

TOTALS	RPI 1-25	RPI 26-50	W-L RECORDS	RPI 51-100	RPI 101-150	RPI 150+				
2- 10	0- 0	0- 2	OVERALL	0- 1	0- 1	2- 6				
2- 3	0- 0	0- 0	HOME	0- 1	0- 0	2- 2				
0- 7	0- 0	0- 2	AWAY	0- 0	0- 1	0- 4				
0- 0	0- 0	0- 0	NEUTRAL	0- 0	0- 0	0- 0				
2- 10	0- 0	0- 2	NON-CONFERENCE	0- 1	0- 1	2- 6				
2- 3	0- 0	0- 0	HOME	0- 1	0- 0	2- 2				
0- 7	0- 0	0- 2	AWAY	0- 0	0- 1	0- 4				
0- 0	0- 0	0- 0	NEUTRAL	0- 0	0- 0	0- 0				
0- 0	0- 0	0- 0	CONFERENCE	0- 0	0- 0	0- 0				
0- 0	0- 0	0- 0	HOME	0- 0	0- 0	0- 0				
0- 0	0- 0	0- 0	AWAY	0- 0	0- 0	0- 0				
0- 0	0- 0	0- 0	NEUTRAL	0- 0	0- 0	0- 0				

RPI 1-25				RPI 26-50				RPI 51-100				RPI 101+ Team's RPI: 315			
RPI	S	Opponent	Score	RPI	S	Opponent	Score	RPI	S	Opponent	Score	RPI	S	Opponent	Score
				30	A	Minnesota	47 70	96	H	Princeton	42 90	145	A	South Fla.	36 79
				35	A	Northeastern	54 69					198	A	Boston U.	39 60
												201	H	Holy Cross	74 62
												224	H	Sacred Heart	60 71
												231	H	Dartmouth	42 62
												262	A	Central Conn. St.	47 56
												265	A	Brown	70 76
												286	H	Bryant	79 74
												316	A	North Dakota St.	51 56

LAST 12 Division I GAMES:															
				198	A	Boston U.	39 60	96	H	Princeton	42 90				
				286	H	Bryant	79 74	231	H	Dartmouth	42 62				
				35	A	Northeastern	54 69	262	A	Central Conn. St.	47 56				
				224	H	Sacred Heart	60 71	201	H	Holy Cross	74 62				
				265	A	Brown	70 76	145	A	South Fla.	36 79				
				316	A	North Dakota St.	51 56	30	A	Minnesota	47 70				

Non-Div I Games: U New England 68 44

New Hampshire

Average RPI	Win:	162	WON-LOST	WINNING	LAST 10	STRENGTH OF	OPP. STRENGTH	TEAM	ADJ.	CONF.	ADJ CONF.
Average RPI	Loss:	31	RECORD	PCT. RANK	GAMES	SCHEDULE	OF SCHEDULE	RPI	RPI	RPI	RPI
DIV. I ONLY		10- 1		22	9-1	127	66	27	27	10	10
DIV. I NON-CONF.		10- 1		19	1- 0	129	63	24	24	10	10
<hr/>											
TOTALS	RPI 1-25		RPI 26-50		W-L RECORDS	RPI 51-100		RPI 101-150		RPI 150+	
10- 1	0- 0		0- 1		OVERALL	1- 0		3- 0		6- 0	
7- 1	0- 0		0- 1		HOME	1- 0		2- 0		4- 0	
3- 0	0- 0		0- 0		AWAY	0- 0		1- 0		2- 0	
0- 0	0- 0		0- 0		NEUTRAL	0- 0		0- 0		0- 0	
10- 1	0- 0		0- 1		NON-CONFERENCE	1- 0		3- 0		6- 0	
7- 1	0- 0		0- 1		HOME	1- 0		2- 0		4- 0	
3- 0	0- 0		0- 0		AWAY	0- 0		1- 0		2- 0	
0- 0	0- 0		0- 0		NEUTRAL	0- 0		0- 0		0- 0	
0- 0	0- 0		0- 0		CONFERENCE	0- 0		0- 0		0- 0	
0- 0	0- 0		0- 0		HOME	0- 0		0- 0		0- 0	
0- 0	0- 0		0- 0		AWAY	0- 0		0- 0		0- 0	
0- 0	0- 0		0- 0		NEUTRAL	0- 0		0- 0		0- 0	

RPI 1-25				Team's RPI: 27				RPI 51-100				RPI 101+			
RPI	S	Opponent	Score	RPI	S	Opponent	Score	RPI	S	Opponent	Score	RPI	S	Opponent	Score
				31	H	Auburn	76 79	57	H	SFA	74 33	107	A	Houston	89 84
												112	H	Hartford	72 65
												141	H	Oklahoma	84 80
												161	H	Texas St.	82 51
												163	A	New Mexico St.	75 50
												163	H	New Mexico St.	83 58
												175	A	Northern Ariz.	84 55
												215	H	Sacramento St.	85 53
												325	H	UTEP	69 51
LAST 12 Division I GAMES:															
				175	A	Northern Ariz.	84 55	57	H	SFA	74 33				
				325	H	UTEP	69 51	112	H	Hartford	72 65				
				163	H	New Mexico St.	83 58	31	H	Auburn	76 79				
				141	H	Oklahoma	84 80	215	H	Sacramento St.	85 53				
				107	A	Houston	89 84	163	A	New Mexico St.	75 50				
				161	H	Texas St.	82 51								

Non-Div I Games:

New Mexico

Average RPI Win: 301
Average RPI Loss: 102

WON-LOST
RECORD

WINNING
PCT. RANK

LAST 10
GAMES

STRENGTH OF
SCHEDULE

OPP. STRENGTH
OF SCHEDULE

TEAM
RPI

ADJ.
RPI

CONF.
RPI

ADJ CONF.
RPI

DIV. I ONLY	6- 5	142	5-5	161	339	163	163	30	30
DIV. I NON-CONF.	6- 5	145	1- 0	161	338	164	164	30	30

TOTALS	RPI 1-25	RPI 26-50	W-L RECORDS	RPI 51-100	RPI 101-150	RPI 150+			
6- 5	0- 0	0- 2	OVERALL	0- 0	0- 2	6- 1			
1- 2	0- 0	0- 1	HOME	0- 0	0- 1	1- 0			
4- 2	0- 0	0- 1	AWAY	0- 0	0- 0	4- 1			
1- 1	0- 0	0- 0	NEUTRAL	0- 0	0- 1	1- 0			
6- 5	0- 0	0- 2	NON-CONFERENCE	0- 0	0- 2	6- 1			
1- 2	0- 0	0- 1	HOME	0- 0	0- 1	1- 0			
4- 2	0- 0	0- 1	AWAY	0- 0	0- 0	4- 1			
1- 1	0- 0	0- 0	NEUTRAL	0- 0	0- 1	1- 0			
0- 0	0- 0	0- 0	CONFERENCE	0- 0	0- 0	0- 0			
0- 0	0- 0	0- 0	HOME	0- 0	0- 0	0- 0			
0- 0	0- 0	0- 0	AWAY	0- 0	0- 0	0- 0			
0- 0	0- 0	0- 0	NEUTRAL	0- 0	0- 0	0- 0			

RPI 1-25				RPI 26-50				RPI 51-100				RPI 101+ Team's RPI: 163			
RPI	S	Opponent	Score	RPI	S	Opponent	Score	RPI	S	Opponent	Score	RPI	S	Opponent	Score
				27	A	New Mexico	58 83					132	N	South Alabama	67 68
				27	H	New Mexico	50 75					146	H	Abilene Christian	46 58
												177	A	UC Riverside	64 65
												189	H	Denver	66 64
												293	A	UC Santa Barbara	81 73
												324	A	Western Mich.	66 54
												325	A	UTEP	69 65
												326	A	A&M-Corpus Christi	67 65
												350	N	Alcorn	82 64
LAST 12 Division I GAMES:															
				189	H	Denver	66 64					350	N	Alcorn	82 64
				27	A	New Mexico	58 83					293	A	UC Santa Barbara	81 73
				146	H	Abilene Christian	46 58					177	A	UC Riverside	64 65
				325	A	UTEP	69 65					132	N	South Alabama	67 68
				324	A	Western Mich.	66 54					326	A	A&M-Corpus Christi	67 65
												27	H	New Mexico	50 75

Non-Div I Games: Tex. Permian Basin 70 38 Northern N.M. 101 51

New Mexico St.

Loss, Non-Conf, S Site, H Home A Away N Neutral

Average RPI Win:	298	WON-LOST	WINNING	LAST 10	STRENGTH OF	OPP. STRENGTH	TEAM	ADJ.	CONF.	ADJ CONF.
Average RPI Loss:	134	RECORD	PCT. RANK	GAMES	SCHEDULE	OF SCHEDULE	RPI	RPI	RPI	RPI
DIV. I ONLY	1- 5	310	4-5	42	317	204	204	22	22	
DIV. I NON-CONF.	1- 5	310	0- 0	41	315	204	204	22	22	

TOTALS	RPI 1-25	RPI 26-50	W-L RECORDS	RPI 51-100	RPI 101-150	RPI 150+				
1- 5	0- 0	0- 1	OVERALL	0- 1	0- 2	1- 1				
0- 1	0- 0	0- 0	HOME	0- 0	0- 0	0- 1				
1- 4	0- 0	0- 1	AWAY	0- 1	0- 2	1- 0				
0- 0	0- 0	0- 0	NEUTRAL	0- 0	0- 0	0- 0				
1- 5	0- 0	0- 1	NON-CONFERENCE	0- 1	0- 2	1- 1				
0- 1	0- 0	0- 0	HOME	0- 0	0- 0	0- 1				
1- 4	0- 0	0- 1	AWAY	0- 1	0- 2	1- 0				
0- 0	0- 0	0- 0	NEUTRAL	0- 0	0- 0	0- 0				
0- 0	0- 0	0- 0	CONFERENCE	0- 0	0- 0	0- 0				
0- 0	0- 0	0- 0	HOME	0- 0	0- 0	0- 0				
0- 0	0- 0	0- 0	AWAY	0- 0	0- 0	0- 0				
0- 0	0- 0	0- 0	NEUTRAL	0- 0	0- 0	0- 0				

RPI 1-25				RPI 26-50				RPI 51-100				RPI 101+ Team's RPI: 204			
RPI	S	Opponent	Score	RPI	S	Opponent	Score	RPI	S	Opponent	Score	RPI	S	Opponent	Score
				38	A	Mi ami (FL)	38 78	91	A	Pi ttsburgh	38 90	110	A	Xavi er	45 61
												111	A	Ri ce	56 67
												298	A	Memphi s	66 59
												318	H	La. -Monroe	44 57
LAST 12 Division I GAMES:															
				110	A	Xavi er	45 61	38	A	Mi ami (FL)	38 78				
								298	A	Memphi s	66 59				
								111	A	Ri ce	56 67				
								318	H	La. -Monroe	44 57				
								91	A	Pi ttsburgh	38 90				

Non-Div I Games: Dillard 68 59 Centenary (LA) 104 42 Trinity Baptist 93 38 New Orleans

Average RPI Win:	291	WON-LOST	WINNING	LAST 10	STRENGTH OF	OPP. STRENGTH	TEAM	ADJ.	CONF.	ADJ CONF.
Average RPI Loss:	140	RECORD	PCT. RANK	GAMES	SCHEDULE	OF SCHEDULE	RPI	RPI	RPI	RPI
DIV. I ONLY	4- 8	243	4-6	232	145	268	268	27	27	
DIV. I NON-CONF.	4- 8	241	1- 0	228	144	269	269	27	27	

TOTALS	RPI 1-25	RPI 26-50	W-L RECORDS	RPI 51-100	RPI 101-150	RPI 150+				
4- 8	0- 2	0- 0	OVERALL	0- 1	0- 1	4- 4				
3- 2	0- 0	0- 0	HOME	0- 0	0- 0	3- 2				
0- 5	0- 2	0- 0	AWAY	0- 1	0- 0	0- 2				
1- 1	0- 0	0- 0	NEUTRAL	0- 0	0- 1	1- 0				
4- 8	0- 2	0- 0	NON-CONFERENCE	0- 1	0- 1	4- 4				
3- 2	0- 0	0- 0	HOME	0- 0	0- 0	3- 2				
0- 5	0- 2	0- 0	AWAY	0- 1	0- 0	0- 2				
1- 1	0- 0	0- 0	NEUTRAL	0- 0	0- 1	1- 0				
0- 0	0- 0	0- 0	CONFERENCE	0- 0	0- 0	0- 0				
0- 0	0- 0	0- 0	HOME	0- 0	0- 0	0- 0				
0- 0	0- 0	0- 0	AWAY	0- 0	0- 0	0- 0				
0- 0	0- 0	0- 0	NEUTRAL	0- 0	0- 0	0- 0				

RPI	S	Opponent	Score	RPI	S	Opponent	Score	RPI	S	Opponent	Score	RPI	S	Opponent	Score	Team's RPI: 268
5	A	Syracuse	45 94					58	A	Buffalo	61 88	125	N	Yale	64 67	
6	A	Iowa St.	35 95									186	A	West Virginia	32 84	
												203	H	Howard	61 68	
												241	H	Coppin St.	71 69	
												248	H	St. Bonaventure	48 76	
												263	H	Binghamton	79 72	
												285	A	Saint Joseph's	54 68	
												328	H	Colgate	74 69	
												332	N	Morgan St.	67 57	

LAST 12 Division I GAMES:																
125	N	Yale	64 67	332	N	Morgan St.	67 57	203	H	Howard	61 68					
328	H	Colgate	74 69	285	A	Saint Joseph's	54 68	58	A	Buffalo	61 88					
186	A	West Virginia	32 84	6	A	Iowa St.	35 95	248	H	St. Bonaventure	48 76					
5	A	Syracuse	45 94													
241	H	Coppin St.	71 69													
263	H	Binghamton	79 72													

Non-Div I Games:

Niagara

Average RPI Win:	280	WON-LOST	WINNING	LAST 10	STRENGTH OF	OPP. STRENGTH	TEAM	ADJ.	CONF.	ADJ CONF.
Average RPI Loss:	90	RECORD	PCT. RANK	GAMES	SCHEDULE	OF SCHEDULE	RPI	RPI	RPI	RPI
DIV. I ONLY	4- 6	210	6-4	170	164	168	168	22	22	
DIV. I NON-CONF.	4- 6	212	0- 1	171	162	170	170	22	22	

TOTALS	RPI 1-25	RPI 26-50	W-L RECORDS	RPI 51-100	RPI 101-150	RPI 150+				
4- 6	0- 1	0- 1	OVERALL	0- 2	0- 0	4- 2				
1- 0	0- 0	0- 0	HOME	0- 0	0- 0	1- 0				
2- 5	0- 1	0- 1	AWAY	0- 2	0- 0	2- 1				
1- 1	0- 0	0- 0	NEUTRAL	0- 0	0- 0	1- 1				
4- 6	0- 1	0- 1	NON-CONFERENCE	0- 2	0- 0	4- 2				
1- 0	0- 0	0- 0	HOME	0- 0	0- 0	1- 0				
2- 5	0- 1	0- 1	AWAY	0- 2	0- 0	2- 1				
1- 1	0- 0	0- 0	NEUTRAL	0- 0	0- 0	1- 1				
0- 0	0- 0	0- 0	CONFERENCE	0- 0	0- 0	0- 0				
0- 0	0- 0	0- 0	HOME	0- 0	0- 0	0- 0				
0- 0	0- 0	0- 0	AWAY	0- 0	0- 0	0- 0				
0- 0	0- 0	0- 0	NEUTRAL	0- 0	0- 0	0- 0				

RPI 1-25				RPI 26-50				RPI 51-100				RPI 101+				Team's RPI: 168	
RPI	S	Opponent	Score	RPI	S	Opponent	Score	RPI	S	Opponent	Score	RPI	S	Opponent	Score		
13	A	Bayl or	39 100	31	A	Auburn	59 80	59	A	LSU	44 76	161	A	Texas St.	67 72		
								65	A	Tul ane	46 71	202	N	Texas Southern	58 57		
												213	N	Del aware	56 71		
												276	H	Mi ssi ssi ppi Val .	72 47		
												318	A	La. -Monroe	55 54		
												325	A	UTEP	58 56		
LAST 12 Division I GAMES:																	
161	A	Texas St.	67 72	213	N	Del aware	56 71										
59	A	LSU	44 76	325	A	UTEP	58 56										
318	A	La. -Monroe	55 54	31	A	Auburn	59 80										
65	A	Tul ane	46 71	13	A	Bayl or	39 100										
276	H	Mi ssi ssi ppi Val .	72 47														
202	N	Texas Southern	58 57														

Non-Div I Games: Southern-N.O. 86 49 William Carey 86 45

Nicholls St.

Average RPI Win:	281	WON-LOST	WINNING	LAST 10	STRENGTH OF	OPP. STRENGTH	TEAM	ADJ.	CONF.	ADJ CONF.
Average RPI Loss:	165	RECORD	PCT. RANK	GAMES	SCHEDULE	OF SCHEDULE	RPI	RPI	RPI	RPI
DIV. I ONLY	3- 8	264	4-6	214	235	279	279	32	32	
DIV. I NON-CONF.	3- 8	265	1- 0	204	229	281	281	32	32	

TOTALS	RPI 1-25	RPI 26-50	W-L RECORDS	RPI 51-100	RPI 101-150	RPI 150+				
3- 8	0- 0	0- 1	OVERALL	0- 1	0- 1	3- 5				
2- 2	0- 0	0- 0	HOME	0- 0	0- 0	2- 2				
0- 6	0- 0	0- 1	AWAY	0- 1	0- 1	0- 3				
1- 0	0- 0	0- 0	NEUTRAL	0- 0	0- 0	1- 0				
3- 8	0- 0	0- 1	NON-CONFERENCE	0- 1	0- 1	3- 5				
2- 2	0- 0	0- 0	HOME	0- 0	0- 0	2- 2				
0- 6	0- 0	0- 1	AWAY	0- 1	0- 1	0- 3				
1- 0	0- 0	0- 0	NEUTRAL	0- 0	0- 0	1- 0				
0- 0	0- 0	0- 0	CONFERENCE	0- 0	0- 0	0- 0				
0- 0	0- 0	0- 0	HOME	0- 0	0- 0	0- 0				
0- 0	0- 0	0- 0	AWAY	0- 0	0- 0	0- 0				
0- 0	0- 0	0- 0	NEUTRAL	0- 0	0- 0	0- 0				

RPI	S	Opponent	Score	RPI	S	Opponent	Score	RPI	S	Opponent	Score	RPI	S	Opponent	Score	Team's RPI: 279
36	A	Old Domini on	53 69	80	A	Wake Forest	61 63	137	A	Lehigh	41 62	167	H	William & Mary	44 55	
								180	A	High Point	51 83	192	H	Campbel l	49 57	
								230	H	Navy	65 58	258	A	Ole Miss	42 60	
								269	A	La Salle	52 62	270	N	Liberty	66 53	
								343	H	Longwood	74 42					
LAST 12 Division I GAMES:																
180	A	High Point	51 83	270	N	Liberty	66 53	80	A	Wake Forest	61 63	167	H	William & Mary	44 55	
343	H	Longwood	74 42					36	A	Old Domini on	53 69	258	A	Ole Miss	42 60	
269	A	La Salle	52 62													
137	A	Lehigh	41 62													
192	H	Campbel l	49 57													
230	H	Navy	65 58													

Non-Div I Games: Cheyney 93 40 Saint Augustine's 71 38

Norfolk St.

Average RPI Win: 234

Average RPI Loss: 110

WON-LOST
RECORDWINNING
PCT. RANKLAST 10
GAMESSTRENGTH OF
SCHEDULEOPP. STRENGTH
OF SCHEDULETEAM
RPIADJ.
RPICONF.
RPIADJ CONF.
RPIDIV. I ONLY
DIV. I NON-CONF.5- 1
5- 135
379-1
0- 0347
34721
22156
157156
15728
2828
28

TOTALS

RPI 1-25

RPI 26-50

W-L RECORDS

RPI 51-100

RPI 101-150

RPI 150+

5- 1

0- 0

0- 0

OVERALL

0- 0

0- 1

5- 0

1- 0

0- 0

0- 0

HOME

0- 0

0- 0

1- 0

3- 1

0- 0

0- 0

AWAY

0- 0

0- 1

3- 0

1- 0

0- 0

0- 0

NEUTRAL

0- 0

0- 0

1- 0

5- 1

0- 0

0- 0

NON-CONFERENCE

0- 0

0- 1

5- 0

1- 0

0- 0

0- 0

HOME

0- 0

0- 0

1- 0

3- 1

0- 0

0- 0

AWAY

0- 0

0- 1

3- 0

1- 0

0- 0

0- 0

NEUTRAL

0- 0

0- 0

1- 0

0- 0

0- 0

0- 0

CONFERENCE

0- 0

0- 0

0- 0

0- 0

0- 0

0- 0

HOME

0- 0

0- 0

0- 0

0- 0

0- 0

0- 0

AWAY

0- 0

0- 0

0- 0

0- 0

0- 0

0- 0

NEUTRAL

0- 0

0- 0

0- 0

RPI 1-25

RPI 26-50

RPI 51-100

RPI 101+

Team's RPI: 156

RPI S Opponent Score

RPI S Opponent Score

RPI S Opponent Score

RPI S Opponent Score

110	A	Xavier	81	94
179	A	Vanderbilt	74	71
193	H	Alabama St.	68	42
217	N	Southeast Mo. St.	80	67
276	A	Mississippi Val.	86	72
303	A	Western Caro.	89	66

LAST 12 Division I GAMES:

193	H	Alabama St.	68	42	276	A	Mississippi Val.	86	72
179	A	Vanderbilt	74	71	110	A	Xavier	81	94
					303	A	Western Caro.	89	66
					217	N	Southeast Mo. St.	80	67

Non-Div I Games:

Stillman

99 43

Martin Methodist

79 48

Lane

98 57

Blue Mountain (MS) 70 42
North Ala.

Average RPI Win:	283	WON-LOST	WINNING	LAST 10	STRENGTH OF	OPP. STRENGTH	TEAM	ADJ.	CONF.	ADJ CONF.
Average RPI Loss:	120	RECORD	PCT. RANK	GAMES	SCHEDULE	OF SCHEDULE	RPI	RPI	RPI	RPI
DIV. I ONLY	5- 8	221	5-5	213	150	190	190	18	18	
DIV. I NON-CONF.	4- 8	241	0- 0	160	120	181	181	17	17	

TOTALS	RPI 1-25	RPI 26-50	W-L RECORDS	RPI 51-100	RPI 101-150	RPI 150+				
5- 8	0- 2	0- 0	OVERALL	0- 1	0- 2	5- 3				
1- 1	0- 0	0- 0	HOME	0- 0	0- 0	1- 1				
2- 7	0- 2	0- 0	AWAY	0- 1	0- 2	2- 2				
2- 0	0- 0	0- 0	NEUTRAL	0- 0	0- 0	2- 0				
4- 8	0- 2	0- 0	NON-CONFERENCE	0- 1	0- 2	4- 3				
0- 1	0- 0	0- 0	HOME	0- 0	0- 0	0- 1				
2- 7	0- 2	0- 0	AWAY	0- 1	0- 2	2- 2				
2- 0	0- 0	0- 0	NEUTRAL	0- 0	0- 0	2- 0				
1- 0	0- 0	0- 0	CONFERENCE	0- 0	0- 0	1- 0				
1- 0	0- 0	0- 0	HOME	0- 0	0- 0	1- 0				
0- 0	0- 0	0- 0	AWAY	0- 0	0- 0	0- 0				
0- 0	0- 0	0- 0	NEUTRAL	0- 0	0- 0	0- 0				

RPI 1-25				RPI 26-50				RPI 51-100				RPI 101+				Team's RPI: 190
RPI	S	Opponent	Score	RPI	S	Opponent	Score	RPI	S	Opponent	Score	RPI	S	Opponent	Score	
5	A	Syracuse	49 85					74	A	UNI	60 64	103	A	Penn St.	68 75	
6	A	Iowa St.	35 87									148	A	Rhode Island	63 77	
												187	H	Milwaukee	46 64	
												195	A	Illinois St.	55 67	
												212	A	Massachusetts	59 52	
												229	N	San Francisco	100 97	
												239	A	Stetson	63 74	
												306	A	Valparaiso	62 56	
												324	N	Western Mich.	62 50	
												346	H	Purdue Fort Wayne	79 60	
LAST 12 Division I GAMES:																
346	H	Purdue Fort Wayne	79 60	6	A	Iowa St.	35 87	187	H	Milwaukee	46 64	103	A	Penn St.	68 75	
229	N	San Francisco	100 97	74	A	UNI	60 64	212	A	Massachusetts	59 52	148	A	Rhode Island	63 77	
324	N	Western Mich.	62 50	212	A	Massachusetts	59 52	187	H	Milwaukee	46 64	103	A	Penn St.	68 75	
239	A	Stetson	63 74	148	A	Rhode Island	63 77	74	A	UNI	60 64	195	A	Illinois St.	55 67	
195	A	Illinois St.	55 67	103	A	Penn St.	68 75	229	N	San Francisco	100 97	324	N	Western Mich.	62 50	
306	A	Valparaiso	62 56					346	H	Purdue Fort Wayne	79 60	346	H	Purdue Fort Wayne	79 60	

Non-Div I Games: Mayville St. 84 50

North Dakota

Average RPI Win:	322	WON-LOST	WINNING	LAST 10	STRENGTH OF	OPP. STRENGTH	TEAM	ADJ.	CONF.	ADJ CONF.
Average RPI Loss:	145	RECORD	PCT. RANK	GAMES	SCHEDULE	OF SCHEDULE	RPI	RPI	RPI	RPI
DIV. I ONLY	3- 10	278	2-8	276	170	316	316	18	18	
DIV. I NON-CONF.	2- 9	297	0- 0	283	151	326	326	17	17	

TOTALS	RPI 1-25	RPI 26-50	W-L RECORDS	RPI 51-100	RPI 101-150	RPI 150+				
3- 10	0- 1	0- 0	OVERALL	0- 3	0- 1	3- 5				
2- 4	0- 1	0- 0	HOME	0- 1	0- 0	2- 2				
1- 4	0- 0	0- 0	AWAY	0- 2	0- 1	1- 1				
0- 2	0- 0	0- 0	NEUTRAL	0- 0	0- 0	0- 2				
2- 9	0- 0	0- 0	NON-CONFERENCE	0- 3	0- 1	2- 5				
1- 3	0- 0	0- 0	HOME	0- 1	0- 0	1- 2				
1- 4	0- 0	0- 0	AWAY	0- 2	0- 1	1- 1				
0- 2	0- 0	0- 0	NEUTRAL	0- 0	0- 0	0- 2				
1- 1	0- 1	0- 0	CONFERENCE	0- 0	0- 0	1- 0				
1- 1	0- 1	0- 0	HOME	0- 0	0- 0	1- 0				
0- 0	0- 0	0- 0	AWAY	0- 0	0- 0	0- 0				
0- 0	0- 0	0- 0	NEUTRAL	0- 0	0- 0	0- 0				

RPI 1-25				RPI 26-50				RPI 51-100				RPI 101+				Team's RPI: 316
RPI	S	Opponent	Score	RPI	S	Opponent	Score	RPI	S	Opponent	Score	RPI	S	Opponent	Score	
15	H	South Dakota	41 67					60	H	Creighton	51 86	130	A	Wisconsin	53 64	
								68	A	Pacific	68 75	171	H	UMKC	59 69	
								90	A	Northern Ill.	63 81	187	H	Milwaukee	55 57	
												229	N	San Francisco	42 75	
												239	A	Stetson	59 60	
												259	N	North Texas	78 92	
												306	A	Valparaiso	51 48	
												315	H	New Hampshire	56 51	
												346	H	Purdue Fort Wayne	70 54	
LAST 12 Division I GAMES:																
15	H	South Dakota	41 67	306	A	Valparaiso	51 48	187	H	Milwaukee	55 57	171	H	UMKC	59 69	
346	H	Purdue Fort Wayne	70 54	90	A	Northern Ill.	63 81	259	N	North Texas	78 92	68	A	Pacific	68 75	
239	A	Stetson	59 60													
229	N	San Francisco	42 75													
130	A	Wisconsin	53 64													
315	H	New Hampshire	56 51													

Non-Div I Games: Mayville St. 49 43

North Dakota St.

Average RPI Win: 338

Average RPI Loss: 147

WON-LOST
RECORDWINNING
PCT. RANKLAST 10
GAMESSTRENGTH OF
SCHEDULEOPP. STRENGTH
OF SCHEDULETEAM
RPIADJ.
RPICONF.
RPIADJ CONF.
RPIDIV. I ONLY
DIV. I NON-CONF.3- 6
3- 6243
2415-5
0- 1282
280215
211297
298297
29828
2828
28

TOTALS

RPI 1-25

RPI 26-50

W-L RECORDS

RPI 51-100

RPI 101-150

RPI 150+

3- 6

0- 2

0- 0

OVERALL

0- 0

0- 1

3- 3

3- 1

0- 0

0- 0

HOME

0- 0

0- 0

3- 1

0- 5

0- 2

0- 0

AWAY

0- 0

0- 1

0- 2

0- 0

0- 0

0- 0

NEUTRAL

0- 0

0- 0

0- 0

3- 6

0- 2

0- 0

NON-CONFERENCE

0- 0

0- 1

3- 3

3- 1

0- 0

0- 0

HOME

0- 0

0- 0

3- 1

0- 5

0- 2

0- 0

AWAY

0- 0

0- 1

0- 2

0- 0

0- 0

0- 0

NEUTRAL

0- 0

0- 0

0- 0

0- 0

0- 0

0- 0

CONFERENCE

0- 0

0- 0

0- 0

0- 0

0- 0

0- 0

HOME

0- 0

0- 0

0- 0

0- 0

0- 0

0- 0

AWAY

0- 0

0- 0

0- 0

0- 0

0- 0

0- 0

NEUTRAL

0- 0

0- 0

0- 0

RPI 1-25

RPI 26-50

RPI 51-100

RPI 101+

Team's RPI: 297

RPI	S	Opponent	Score
12	A	Indiana	52 75
20	A	Florida St.	53 74

RPI	S	Opponent	Score
-----	---	----------	-------

RPI	S	Opponent	Score
-----	---	----------	-------

RPI	S	Opponent	Score
123	A	Colorado St.	59 61
225	A	Bethune-Cookman	60 76
246	H	Alabama A&M	62 63
258	A	Ole Miss	69 82
327	H	Florida A&M	64 53
335	H	FIU	62 53
351	H	Charleston So.	82 76

LAST 12 Division I GAMES:

258	A	Ole Miss	69	82	123	A	Colorado St.	59	61
246	H	Alabama A&M	62	63	351	H	Charleston So.	82	76
225	A	Bethune-Cookman	60	76	12	A	Indiana	52	75
335	H	FIU	62	53	327	H	Florida A&M	64	53
					20	A	Florida St.	53	74

Non-Div I Games:

Trinity Baptist

99 40

Warner

67 36

North Florida

Average RPI Win: 264

Average RPI Loss: 115

WON-LOST
RECORDWINNING
PCT. RANKLAST 10
GAMESSTRENGTH OF
SCHEDULEOPP. STRENGTH
OF SCHEDULETEAM
RPIADJ.
RPICONF.
RPIADJ CONF.
RPIDIV. I ONLY
DIV. I NON-CONF.4- 5
4- 5191
1896-4
0- 0253
252113
115259
258259
25819
1919
19

TOTALS

RPI 1-25

RPI 26-50

W-L RECORDS

RPI 51-100

RPI 101-150

RPI 150+

4- 5
3- 2
0- 2
1- 10- 0
0- 0
0- 0
0- 00- 1
0- 0
0- 0
0- 1OVERALL
HOME
AWAY
NEUTRAL0- 2
0- 1
0- 1
0- 00- 1
0- 1
0- 0
0- 04- 1
3- 0
0- 1
1- 04- 5
3- 2
0- 2
1- 10- 0
0- 0
0- 0
0- 00- 1
0- 0
0- 0
0- 1NON-CONFERENCE
HOME
AWAY
NEUTRAL0- 2
0- 1
0- 1
0- 00- 1
0- 1
0- 0
0- 04- 1
3- 0
0- 1
1- 00- 0
0- 0
0- 0
0- 00- 0
0- 0
0- 0
0- 00- 0
0- 0
0- 0
0- 0CONFERENCE
HOME
AWAY
NEUTRAL0- 0
0- 0
0- 0
0- 00- 0
0- 0
0- 0
0- 00- 0
0- 0
0- 0
0- 0

RPI 1-25

RPI 26-50

RPI 51-100

RPI 101+

Team's RPI: 259

RPI S Opponent Score

RPI S Opponent Score

34 N Wyoming 49 53

RPI S Opponent Score

69 A Kansas St. 42 60

77 H Texas 54 64

RPI S Opponent Score

147 H Utah St. 41 57

151 H Missouri St. 83 76

250 A SMU 66 73

275 H Houston Baptist 100 75

313 H CSU Bakersfield 71 59

316 N North Dakota St. 92 78

LAST 12 Division I GAMES:

147 H Utah St. 41 57

275 H Houston Baptist 100 75

151 H Missouri St. 83 76

250 A SMU 66 73

316 N North Dakota St. 92 78

34 N Wyoming 49 53

313 H CSU Bakersfield 71 59

69 A Kansas St. 42 60

77 H Texas 54 64

Non-Div I Games:

Mid-Amer. Christian 82 35

Xavier (LA)

59 46

Okla. Panhandle

93 52

North Texas

Loss, Non-Conf, S Site, H Home A Away N Neutral

Average RPI	Win:	180	WON-LOST	WINNING	LAST 10	STRENGTH OF	OPP. STRENGTH	TEAM	ADJ.	CONF.	ADJ CONF.
Average RPI	Loss:	94	RECORD	PCT. RANK	GAMES	SCHEDULE	OF SCHEDULE	RPI	RPI	RPI	RPI
DIV. I ONLY		10- 1		22	9-1	210	77	35	35	13	13
DIV. I NON-CONF.		10- 1		19	1- 0	201	76	33	33	13	13
<hr/>											
TOTALS	RPI 1-25		RPI 26-50		W-L RECORDS	RPI 51-100		RPI 101-150		RPI 150+	
10- 1	0- 0		0- 0		OVERALL	2- 1		2- 0		6- 0	
6- 0	0- 0		0- 0		HOME	1- 0		1- 0		4- 0	
4- 1	0- 0		0- 0		AWAY	1- 1		1- 0		2- 0	
0- 0	0- 0		0- 0		NEUTRAL	0- 0		0- 0		0- 0	
10- 1	0- 0		0- 0		NON-CONFERENCE	2- 1		2- 0		6- 0	
6- 0	0- 0		0- 0		HOME	1- 0		1- 0		4- 0	
4- 1	0- 0		0- 0		AWAY	1- 1		1- 0		2- 0	
0- 0	0- 0		0- 0		NEUTRAL	0- 0		0- 0		0- 0	
0- 0	0- 0		0- 0		CONFERENCE	0- 0		0- 0		0- 0	
0- 0	0- 0		0- 0		HOME	0- 0		0- 0		0- 0	
0- 0	0- 0		0- 0		AWAY	0- 0		0- 0		0- 0	
0- 0	0- 0		0- 0		NEUTRAL	0- 0		0- 0		0- 0	

RPI 1-25				RPI 26-50				Team's RPI: 35				RPI 51-100				RPI 101+			
RPI	S	Opponent	Score	RPI	S	Opponent	Score					RPI	S	Opponent	Score	RPI	S	Opponent	Score
												56	H	Maine	63 55	114	H	Fordham	58 54
												69	A	Dayton	84 79	134	A	Providence	65 59
												94	A	Marist	84 90	183	H	Air Force	54 41
																198	H	Boston U.	81 51
																212	H	Massachusetts	53 52
																244	A	Florida	79 66
																277	A	Fairfield	59 50
																315	H	New Hampshire	69 54
<hr/>																			
										LAST 12 Division I GAMES:									
										212	H	Massachusetts	53 52	56	H	Maine	63 55		
										244	A	Florida	79 66	94	A	Marist	84 90		
										183	H	Air Force	54 41	134	A	Providence	65 59		
										315	H	New Hampshire	69 54	277	A	Fairfield	59 50		
										69	A	Dayton	84 79	198	H	Boston U.	81 51		
										114	H	Fordham	58 54						

Non-Div I Games:

Northeastern

Average RPI		Win: 203	WON-LOST RECORD	WINNING PCT. RANK	LAST 10 GAMES	STRENGTH OF SCHEDULE	OPP. STRENGTH OF SCHEDULE	TEAM RPI	ADJ. RPI	CONF. RPI	ADJ. CONF. RPI
Loss: 116											
DIV. I ONLY			4- 7	229	3-7	132	103	175	175	11	11
DIV. I NON-CONF.			4- 5	189	0- 1	137	112	153	153	11	11
TOTALS		RPI 1-25		RPI 26-50		W-L RECORDS	RPI 51-100	RPI 101-150		RPI 150+	
4- 7	0- 0		0- 1		OVERALL	0- 2		2- 3		2- 1	
2- 1	0- 0		0- 1		HOME	0- 0		1- 0		1- 0	
2- 5	0- 0		0- 0		AWAY	0- 2		1- 3		1- 0	
0- 1	0- 0		0- 0		NEUTRAL	0- 0		0- 0		0- 1	
4- 5	0- 0		0- 1		NON-CONFERENCE	0- 1		2- 2		2- 1	
2- 1	0- 0		0- 1		HOME	0- 0		1- 0		1- 0	
2- 3	0- 0		0- 0		AWAY	0- 1		1- 2		1- 0	
0- 1	0- 0		0- 0		NEUTRAL	0- 0		0- 0		0- 1	
0- 2	0- 0		0- 0		CONFERENCE	0- 1		0- 1		0- 0	
0- 0	0- 0		0- 0		HOME	0- 0		0- 0		0- 0	
0- 2	0- 0		0- 0		AWAY	0- 1		0- 1		0- 0	
0- 0	0- 0		0- 0		NEUTRAL	0- 0		0- 0		0- 0	

[illegible]

Non-Div I Games:

Northern Ari z.

Average RPI Win: 186

Average RPI Loss: 85

WON-LOST
RECORDWINNING
PCT. RANKLAST 10
GAMESSTRENGTH OF
SCHEDULEOPP. STRENGTH
OF SCHEDULETEAM
RPIADJ.
RPICONF.
RPIADJ CONF.
RPIDIV. I ONLY
DIV. I NON-CONF.

7- 4

108

7-3

98

102

51

51

11

11

5- 4

140

0- 0

126

56

73

73

11

11

TOTALS

RPI 1-25

RPI 26-50

W-L RECORDS

RPI 51-100

RPI 101-150

RPI 150+

7- 4

0- 0

0- 1

OVERALL

0- 2

2- 0

5- 1

5- 0

0- 0

0- 0

HOME

0- 0

1- 0

4- 0

2- 4

0- 0

0- 1

AWAY

0- 2

1- 0

1- 1

0- 0

0- 0

0- 0

NEUTRAL

0- 0

0- 0

0- 0

5- 4

0- 0

0- 1

NON-CONFERENCE

0- 2

2- 0

3- 1

3- 0

0- 0

0- 0

HOME

0- 0

1- 0

2- 0

2- 4

0- 0

0- 1

AWAY

0- 2

1- 0

1- 1

0- 0

0- 0

0- 0

NEUTRAL

0- 0

0- 0

0- 0

2- 0

0- 0

0- 0

CONFERENCE

0- 0

0- 0

2- 0

2- 0

0- 0

0- 0

HOME

0- 0

0- 0

2- 0

0- 0

0- 0

0- 0

AWAY

0- 0

0- 0

0- 0

0- 0

0- 0

0- 0

NEUTRAL

0- 0

0- 0

0- 0

RPI 1-25

RPI 26-50

RPI 51-100 Team's RPI: 51

RPI 101+

RPI S Opponent Score

RPI S Opponent Score

RPI S Opponent Score

RPI S Opponent Score

47 A BYU 50 70

52 A Colorado 69 77

59 A LSU 57 62

121 H Chattanooga 68 65

123 A Colorado St. 53 47

174 H Portland St. 79 63

183 A Air Force 57 69

189 H Denver 74 66

215 H Sacramento St. 82 69

229 A San Francisco 68 63

250 H SMU 58 57

LAST 12 Division I GAMES:

229 A San Francisco 68 63

123 A Colorado St. 53 47

189 H Denver 74 66

59 A LSU 57 62

52 A Colorado 69 77

174 H Portland St. 79 63

215 H Sacramento St. 82 69

47 A BYU 50 70

121 H Chattanooga 68 65

250 H SMU 58 57

183 A Air Force 57 69

Northern Colo.

Northern Colo.

Non-Div I Games:

Northern Colo.

Average RPI Win:	223	WON-LOST	WINNING	LAST 10	STRENGTH OF	OPP. STRENGTH	TEAM	ADJ.	CONF.	ADJ CONF.
Average RPI Loss:	54	RECORD	PCT. RANK	GAMES	SCHEDULE	OF SCHEDULE	RPI	RPI	RPI	RPI
DIV. I ONLY	8- 4	91	7-3	168	101	90	90	9	9	
DIV. I NON-CONF.	8- 4	91	1- 0	167	100	87	87	9	9	

TOTALS	RPI 1-25	RPI 26-50	W-L RECORDS	RPI 51-100	RPI 101-150	RPI 150+				
8- 4	0- 2	0- 0	OVERALL	1- 1	1- 1	6- 0				
6- 0	0- 0	0- 0	HOME	1- 0	1- 0	4- 0				
0- 4	0- 2	0- 0	AWAY	0- 1	0- 1	0- 0				
2- 0	0- 0	0- 0	NEUTRAL	0- 0	0- 0	2- 0				
8- 4	0- 2	0- 0	NON-CONFERENCE	1- 1	1- 1	6- 0				
6- 0	0- 0	0- 0	HOME	1- 0	1- 0	4- 0				
0- 4	0- 2	0- 0	AWAY	0- 1	0- 1	0- 0				
2- 0	0- 0	0- 0	NEUTRAL	0- 0	0- 0	2- 0				
0- 0	0- 0	0- 0	CONFERENCE	0- 0	0- 0	0- 0				
0- 0	0- 0	0- 0	HOME	0- 0	0- 0	0- 0				
0- 0	0- 0	0- 0	AWAY	0- 0	0- 0	0- 0				
0- 0	0- 0	0- 0	NEUTRAL	0- 0	0- 0	0- 0				

RPI	S	Opponent	Score	RPI	S	Opponent	Score	RPI	S	Opponent	Score	RPI	S	Opponent	Score
6	A	Iowa St.	60 70					74	H	UNI	70 59	117	A	Southern Ill.	73 82
12	A	Indiana	73 91					81	A	Montana	70 86	125	H	Yale	89 80
												194	H	Eastern Ill.	78 59
												228	N	Nevada	98 69
												247	N	Western Ill.	86 61
												265	H	Brown	109 102
												316	H	North Dakota St.	81 63
												331	H	Chicago St.	114 52

LAST 12 Division I GAMES:															
228	N	Nevada	98 69	74	H	UNI	70 59	6	A	Iowa St.	60 70	265	H	Brown	109 102
117	A	Southern Ill.	73 82					331	H	Chicago St.	114 52				
81	A	Montana	70 86					194	H	Eastern Ill.	78 59				
316	H	North Dakota St.	81 63					247	N	Western Ill.	86 61				
12	A	Indiana	73 91												
125	H	Yale	89 80												

Non-Div I Games:

Northern Ill.

Average RPI Win:	330	WON-LOST	WINNING	LAST 10	STRENGTH OF	OPP. STRENGTH	TEAM	ADJ.	CONF.	ADJ CONF.
Average RPI Loss:	166	RECORD	PCT. RANK	GAMES	SCHEDULE	OF SCHEDULE	RPI	RPI	RPI	RPI
DIV. I ONLY	1- 10	328	1-9	154	301	299	299	17	17	
DIV. I NON-CONF.	0- 9	336	0- 0	98	327	321	321	15	15	

TOTALS	RPI 1-25	RPI 26-50	W-L RECORDS	RPI 51-100	RPI 101-150	RPI 150+				
1- 10	0- 1	0- 1	OVERALL	0- 0	0- 2	1- 6				
0- 2	0- 0	0- 1	HOME	0- 0	0- 0	0- 1				
1- 5	0- 1	0- 0	AWAY	0- 0	0- 2	1- 2				
0- 3	0- 0	0- 0	NEUTRAL	0- 0	0- 0	0- 3				
0- 9	0- 1	0- 1	NON-CONFERENCE	0- 0	0- 1	0- 6				
0- 2	0- 0	0- 1	HOME	0- 0	0- 0	0- 1				
0- 4	0- 1	0- 0	AWAY	0- 0	0- 1	0- 2				
0- 3	0- 0	0- 0	NEUTRAL	0- 0	0- 0	0- 3				
1- 1	0- 0	0- 0	CONFERENCE	0- 0	0- 1	1- 0				
0- 0	0- 0	0- 0	HOME	0- 0	0- 0	0- 0				
1- 1	0- 0	0- 0	AWAY	0- 0	0- 1	1- 0				
0- 0	0- 0	0- 0	NEUTRAL	0- 0	0- 0	0- 0				

RPI 1-25				RPI 26-50				RPI 51-100				RPI 101+ Team's RPI: 299			
RPI	S	Opponent	Score	RPI	S	Opponent	Score	RPI	S	Opponent	Score	RPI	S	Opponent	Score
8	A	Louisville	59 92	46	H	Belmont	53 71					105	A	IUPUI	48 70
												134	A	Providence	43 48
												152	A	Kent St.	61 62
												195	H	Illinois St.	53 58
												197	N	Pepperdine	46 51
												207	N	Akron	60 77
												269	N	La Salle	56 74
												330	A	UIC	67 49
												345	A	Austin Peay	48 52

LAST 12 Division I GAMES:															
105	A	IUPUI	48 70	330	A	UIC	67 49	197	N	Pepperdine	46 51				
345	A	Austin Peay	48 52	134	A	Providence	43 48	269	N	La Salle	56 74				
46	H	Belmont	53 71	207	N	Akron	60 77	8	A	Louisville	59 92				
152	A	Kent St.	61 62	195	H	Illinois St.	53 58								

Non-Div I Games: Alderson Broaddus 73 32

Northern Ky.

Average RPI	Win:	187	WON-LOST	WINNING	LAST 10	STRENGTH OF	OPP. STRENGTH	TEAM	ADJ.	CONF.	ADJ CONF.
Average RPI	Loss:	42	RECORD	PCT. RANK	GAMES	SCHEDULE	OF SCHEDULE	RPI	RPI	RPI	RPI
DIV. I ONLY		8- 5		115	5-5	68	63	75	75	3	3
DIV. I NON-CONF.		7- 4		109	0- 1	97	69	82	82	3	3

TOTALS	RPI 1-25		RPI 26-50		W-L RECORDS	RPI 51-100		RPI 101-150		RPI 150+	
8- 5	0- 2		2- 2		OVERALL	1- 1		0- 0		5- 0	
5- 2	0- 1		1- 0		HOME	1- 1		0- 0		3- 0	
2- 2	0- 1		1- 1		AWAY	0- 0		0- 0		1- 0	
1- 1	0- 0		0- 1		NEUTRAL	0- 0		0- 0		1- 0	
7- 4	0- 1		2- 2		NON-CONFERENCE	1- 1		0- 0		4- 0	
4- 2	0- 1		1- 0		HOME	1- 1		0- 0		2- 0	
2- 1	0- 0		1- 1		AWAY	0- 0		0- 0		1- 0	
1- 1	0- 0		0- 1		NEUTRAL	0- 0		0- 0		1- 0	
1- 1	0- 1		0- 0		CONFERENCE	0- 0		0- 0		1- 0	
1- 0	0- 0		0- 0		HOME	0- 0		0- 0		1- 0	
0- 1	0- 1		0- 0		AWAY	0- 0		0- 0		0- 0	
0- 0	0- 0		0- 0		NEUTRAL	0- 0		0- 0		0- 0	

RPI 1-25				RPI 26-50				RPI 51-100				Team's RPI : 75				RPI 101+			
RPI	S	Opponent	Score	RPI	S	Opponent	Score	RPI	S	Opponent	Score	RPI	S	Opponent	Score	RPI	S	Opponent	Score
16	H	Marquette	57 76	29	A	Green Bay	57 55	91	H	Pittsburgh	49 52	176	H	Illinois	68 45				
24	A	Rutgers	41 45	32	N	Kansas	57 66	100	H	UT Martin	90 64	244	A	Florida	83 74				
				39	H	Duke	84 58					245	N	Wichita St.	65 43				
				49	A	DePaul	60 76					330	H	UIC	87 44				
												331	H	Chicago St.	97 35				

LAST 12 Division I GAMES:																			
				32	N	Kansas	57 66	24	A	Rutgers	41 45								
				176	H	Illinois	68 45	245	N	Wichita St.	65 43								
				100	H	UT Martin	90 64	331	H	Chicago St.	97 35								
				244	A	Florida	83 74	16	H	Marquette	57 76								
				330	H	UIC	87 44	49	A	DePaul	60 76								
				39	H	Duke	84 58	91	H	Pittsburgh	49 52								

Non-Div I Games:

Northwestern

Average RPI Win: 350
Average RPI Loss: 157

WON-LOST
RECORD

WINNING
PCT. RANK

LAST 10
GAMES

STRENGTH OF
SCHEDULE

OPP. STRENGTH
OF SCHEDULE

TEAM
RPI

ADJ.
RPI

CONF.
RPI

ADJ CONF.
RPI

DIV. I ONLY
DIV. I NON-CONF.

1- 6
1- 6

318
318

5-5
0- 0

204
195

263
258

321
322

321
322

22
22

22
22

TOTALS

RPI 1-25

RPI 26-50

W-L RECORDS

RPI 51-100

RPI 101-150

RPI 150+

1- 6

0- 0

0- 0

OVERALL

0- 3

0- 1

1- 2

1- 1

0- 0

0- 0

HOME

0- 0

0- 0

1- 1

0- 5

0- 0

0- 0

AWAY

0- 3

0- 1

0- 1

0- 0

0- 0

0- 0

NEUTRAL

0- 0

0- 0

0- 0

1- 6

0- 0

0- 0

NON-CONFERENCE

0- 3

0- 1

1- 2

1- 1

0- 0

0- 0

HOME

0- 0

0- 0

1- 1

0- 5

0- 0

0- 0

AWAY

0- 3

0- 1

0- 1

0- 0

0- 0

0- 0

NEUTRAL

0- 0

0- 0

0- 0

0- 0

0- 0

0- 0

CONFERENCE

0- 0

0- 0

0- 0

0- 0

0- 0

0- 0

HOME

0- 0

0- 0

0- 0

0- 0

0- 0

0- 0

AWAY

0- 0

0- 0

0- 0

0- 0

0- 0

0- 0

NEUTRAL

0- 0

0- 0

0- 0

RPI 1-25

RPI 26-50

RPI 51-100

RPI 101+

Team's RPI: 321








RPI S Opponent Score

RPI S Opponent Score














RPI S Opponent Score

RPI S Opponent Score

53  Arkansas 53  98
77  Texas 66  104
99  Alabama 73  87

141  Oklahoma 56  93
252  Southern Miss. 54  69
318  La. -Monroe 55  63
350  Alcorn 78 65

LAST 12 Division I GAMES:

77  Texas 66  104
99  Alabama 73  87
318  La. -Monroe 55  63
252  Southern Miss. 54  69
350  Alcorn 78 65
141  Oklahoma 56  93
53  Arkansas 53  98

Non-Div I Games:

Loyola (LA)

71 66

Central Baptist

82 56






LeTourneau

100 40

Centenary (LA)

94 51

Northwestern St.

 Loss,  Non-Conf,  S Site,  H Home  A Away N Neutral

Average RPI Win:	82	WON-LOST	WINNING	LAST 10	STRENGTH OF	OPP. STRENGTH	TEAM	ADJ.	CONF.	ADJ CONF.
Average RPI Loss:	2	RECORD	PCT. RANK	GAMES	SCHEDULE	OF SCHEDULE	RPI	RPI	RPI	RPI
DIV. I ONLY	12- 1	11	9-1	3	34	1	1	1	1	
DIV. I NON-CONF.	12- 1	11	1- 0	3	38	1	1	1	1	

TOTALS	RPI 1-25	RPI 26-50	W-L RECORDS	RPI 51-100	RPI 101-150	RPI 150+				
12- 1	4- 1	1- 0	OVERALL	4- 0	1- 0	2- 0				
6- 1	1- 1	0- 0	HOME	2- 0	1- 0	2- 0				
3- 0	1- 0	1- 0	AWAY	1- 0	0- 0	0- 0				
3- 0	2- 0	0- 0	NEUTRAL	1- 0	0- 0	0- 0				
12- 1	4- 1	1- 0	NON-CONFERENCE	4- 0	1- 0	2- 0				
6- 1	1- 1	0- 0	HOME	2- 0	1- 0	2- 0				
3- 0	1- 0	1- 0	AWAY	1- 0	0- 0	0- 0				
3- 0	2- 0	0- 0	NEUTRAL	1- 0	0- 0	0- 0				
0- 0	0- 0	0- 0	CONFERENCE	0- 0	0- 0	0- 0				
0- 0	0- 0	0- 0	HOME	0- 0	0- 0	0- 0				
0- 0	0- 0	0- 0	AWAY	0- 0	0- 0	0- 0				
0- 0	0- 0	0- 0	NEUTRAL	0- 0	0- 0	0- 0				

RPI	S	Opponent	Score	RPI	S	Opponent	Score	RPI	S	Opponent	Score	RPI	S	Opponent	Score
2	H	UConn	71 89	49	A	DePaul	101 77	72	N	Oregon St.	91 81	137	H	Lehigh	95 68
9	N	Gonzaga	81 65					82	A	Toledo	72 56	157	H	Western Ky.	94 53
10	N	Drake	82 64					86	H	Harvard	103 58	263	H	Binghamton	103 53
11	H	Iowa	105 71					88	H	Penn	75 55				
16	A	Marquette	87 63												

LAST 12 Division I GAMES:															
10	N	Drake	82 64	72	N	Oregon St.	91 81	2	H	UConn	71 89				
137	H	Lehigh	95 68					11	H	Iowa	105 71				
16	A	Marquette	87 63					9	N	Gonzaga	81 65				
157	H	Western Ky.	94 53					49	A	DePaul	101 77				
263	H	Binghamton	103 53					88	H	Penn	75 55				
82	A	Toledo	72 56												

Non-Div I Games:

Notre Dame

Average RPI Win:	329	WON-LOST	WINNING	LAST 10	STRENGTH OF	OPP. STRENGTH	TEAM	ADJ.	CONF.	ADJ CONF.
Average RPI Loss:	118	RECORD	PCT. RANK	GAMES	SCHEDULE	OF SCHEDULE	RPI	RPI	RPI	RPI
DIV. I ONLY	1- 10	328	2-8	18	305	240	240	17	17	
DIV. I NON-CONF.	1- 8	322	0- 0	8	323	207	207	15	15	

TOTALS	RPI 1-25	RPI 26-50	W-L RECORDS	RPI 51-100	RPI 101-150	RPI 150+				
1- 10	0- 2	0- 1	OVERALL	0- 1	0- 2	1- 4				
1- 5	0- 2	0- 0	HOME	0- 1	0- 1	1- 1				
0- 4	0- 0	0- 1	AWAY	0- 0	0- 1	0- 2				
0- 1	0- 0	0- 0	NEUTRAL	0- 0	0- 0	0- 1				
1- 8	0- 2	0- 1	NON-CONFERENCE	0- 1	0- 1	1- 3				
1- 3	0- 2	0- 0	HOME	0- 1	0- 0	1- 0				
0- 4	0- 0	0- 1	AWAY	0- 0	0- 1	0- 2				
0- 1	0- 0	0- 0	NEUTRAL	0- 0	0- 0	0- 1				
0- 2	0- 0	0- 0	CONFERENCE	0- 0	0- 1	0- 1				
0- 2	0- 0	0- 0	HOME	0- 0	0- 1	0- 1				
0- 0	0- 0	0- 0	AWAY	0- 0	0- 0	0- 0				
0- 0	0- 0	0- 0	NEUTRAL	0- 0	0- 0	0- 0				

RPI 1-25				RPI 26-50				RPI 51-100				RPI 101+ Team's RPI: 240			
RPI	S	Opponent	Score	RPI	S	Opponent	Score	RPI	S	Opponent	Score	RPI	S	Opponent	Score
12	H	Indiana	32 59	44	A	Central Mich.	61 104	67	H	Michigan	59 85	124	H	Youngstown St.	55 69
21	H	Michigan St.	58 102									137	A	Bradley	64 73
												152	A	Kent St.	65 75
												195	A	Illinois St.	56 62
												207	N	Akron	65 85
												220	H	Cleveland St.	62 64
												329	H	Cani si us	71 60
LAST 12 Division I GAMES:															
220	H	Cleveland St.	62 64	124	H	Youngstown St.	55 69	67	H	Michigan	59 85	152	A	Kent St.	65 75
21	H	Michigan St.	58 102	207	N	Akron	65 85	12	H	Indiana	32 59	44	A	Central Mich.	61 104
137	A	Bradley	64 73												
195	A	Illinois St.	56 62												
329	H	Cani si us	71 60												

Non-Div I Games: Grace Bible (MI) 94 48 Rochester College 64 46

Oakland

Average RPI Win:	183	WON-LOST	WINNING	LAST 10	STRENGTH OF	OPP. STRENGTH	TEAM	ADJ.	CONF.	ADJ CONF.
Average RPI Loss:	0	RECORD	PCT. RANK	GAMES	SCHEDULE	OF SCHEDULE	RPI	RPI	RPI	RPI
DIV. I ONLY	11- 0	1	10-0	335	2	61	61	9	9	
DIV. I NON-CONF.	11- 0	1	1- 0	334	3	60	60	9	9	

TOTALS	RPI 1-25	RPI 26-50	W-L RECORDS	RPI 51-100	RPI 101-150	RPI 150+				
11- 0	0- 0	1- 0	OVERALL	1- 0	2- 0	7- 0				
6- 0	0- 0	0- 0	HOME	1- 0	1- 0	4- 0				
3- 0	0- 0	0- 0	AWAY	0- 0	1- 0	2- 0				
2- 0	0- 0	1- 0	NEUTRAL	0- 0	0- 0	1- 0				
11- 0	0- 0	1- 0	NON-CONFERENCE	1- 0	2- 0	7- 0				
6- 0	0- 0	0- 0	HOME	1- 0	1- 0	4- 0				
3- 0	0- 0	0- 0	AWAY	0- 0	1- 0	2- 0				
2- 0	0- 0	1- 0	NEUTRAL	0- 0	0- 0	1- 0				
0- 0	0- 0	0- 0	CONFERENCE	0- 0	0- 0	0- 0				
0- 0	0- 0	0- 0	HOME	0- 0	0- 0	0- 0				
0- 0	0- 0	0- 0	AWAY	0- 0	0- 0	0- 0				
0- 0	0- 0	0- 0	NEUTRAL	0- 0	0- 0	0- 0				

RPI 1-25				RPI 26-50				RPI 51-100				Team's RPI : 61				RPI 101+			
RPI	S	Opponent	Score	RPI	S	Opponent	Score	RPI	S	Opponent	Score	RPI	S	Opponent	Score	RPI	S	Opponent	Score
				26	N	Lamar University	87 62												
								73	H	Purdue	80 73					105	A	IUPUI	73 66
																150	H	UNCW	95 72
																182	A	American	77 67
																220	H	Cleveland St.	72 54
																241	H	Coppin St.	87 62
																242	H	Eastern Ky.	100 60
																248	N	St. Bonaventure	70 53
																263	H	Binghamton	86 49
																266	A	Richmond	109 58

LAST 12 Division I GAMES:																			
				105	A	IUPUI	73 66	182	A	American	77 67								
				241	H	Coppin St.	87 62	266	A	Richmond	109 58								
				73	H	Purdue	80 73	242	H	Eastern Ky.	100 60								
				220	H	Cleveland St.	72 54	263	H	Binghamton	86 49								
				26	N	Lamar University	87 62	150	H	UNCW	95 72								
				248	N	St. Bonaventure	70 53												

Non-Div I Games:

Ohio

Average RPI	Win:	188	WON-LOST	WINNING	LAST 10	STRENGTH OF	OPP. STRENGTH	TEAM	ADJ.	CONF.	ADJ CONF.
Average RPI	Loss:	65	RECORD	PCT. RANK	GAMES	SCHEDULE	OF SCHEDULE	RPI	RPI	RPI	RPI
DIV. I ONLY			4- 7	229	4-6	23	47	144	144	3	3
DIV. I NON-CONF.			4- 5	189	0- 0	22	72	107	107	3	3

TOTALS	RPI 1-25		RPI 26-50		W-L RECORDS	RPI 51-100		RPI 101-150		RPI 150+	
4- 7	0- 2		1- 1		OVERALL	0- 2		1- 2		2- 0	
4- 2	0- 0		1- 0		HOME	0- 1		1- 1		2- 0	
0- 3	0- 1		0- 0		AWAY	0- 1		0- 1		0- 0	
0- 2	0- 1		0- 1		NEUTRAL	0- 0		0- 0		0- 0	
4- 5	0- 2		1- 1		NON-CONFERENCE	0- 0		1- 2		2- 0	
4- 1	0- 0		1- 0		HOME	0- 0		1- 1		2- 0	
0- 2	0- 1		0- 0		AWAY	0- 0		0- 1		0- 0	
0- 2	0- 1		0- 1		NEUTRAL	0- 0		0- 0		0- 0	
0- 2	0- 0		0- 0		CONFERENCE	0- 2		0- 0		0- 0	
0- 1	0- 0		0- 0		HOME	0- 1		0- 0		0- 0	
0- 1	0- 0		0- 0		AWAY	0- 1		0- 0		0- 0	
0- 0	0- 0		0- 0		NEUTRAL	0- 0		0- 0		0- 0	

RPI	S	Opponent	Score	RPI	S	Opponent	Score	RPI	S	Opponent	Score	RPI	S	Opponent	Score	Team's RPI: 144
2	A	UConn	53 85	40	N	Virginia Tech	73 81	63	H	Nebraska	69 78	118	A	Washington	59 69	
17	N	Butler	53 66	45	H	North Carolina	76 69	73	A	Purdue	42 60	142	H	Cincinnati	69 56	
												145	H	South Fla.	47 71	
												244	H	Florida	46 41	
												322	H	Detroit Mercy	55 41	

LAST 12 Division I GAMES:																
17	N	Butler	53 66	63	H	Nebraska	69 78	73	A	Purdue	42 60	40	N	Virginia Tech	73 81	
244	H	Florida	46 41	73	A	Purdue	42 60	322	H	Detroit Mercy	55 41	145	H	South Fla.	47 71	
118	A	Washington	59 69	40	N	Virginia Tech	73 81	145	H	South Fla.	47 71					
142	H	Cincinnati	69 56	45	H	North Carolina	76 69									
45	H	North Carolina	76 69	2	A	UConn	53 85									
2	A	UConn	53 85													

Non-Div I Games:

Ohio St.

Average RPI	Win: 258	WON-LOST	WINNING	LAST 10	STRENGTH OF	OPP. STRENGTH	TEAM	ADJ.	CONF.	ADJ CONF.
Average RPI	Loss: 70	RECORD	PCT. RANK	GAMES	SCHEDULE	OF SCHEDULE	RPI	RPI	RPI	RPI
DIV. I ONLY	4- 7	229	3-7	27	162	141	141	5	5	
DIV. I NON-CONF.	4- 7	227	0- 1	31	160	140	140	5	5	

TOTALS	RPI 1-25	RPI 26-50	W-L RECORDS	RPI 51-100	RPI 101-150	RPI 150+				
4- 7	0- 1	0- 3	OVERALL	0- 1	0- 2	4- 0				
3- 2	0- 1	0- 1	HOME	0- 0	0- 0	3- 0				
1- 3	0- 0	0- 2	AWAY	0- 0	0- 1	1- 0				
0- 2	0- 0	0- 0	NEUTRAL	0- 1	0- 1	0- 0				
4- 7	0- 1	0- 3	NON-CONFERENCE	0- 1	0- 2	4- 0				
3- 2	0- 1	0- 1	HOME	0- 0	0- 0	3- 0				
1- 3	0- 0	0- 2	AWAY	0- 0	0- 1	1- 0				
0- 2	0- 0	0- 0	NEUTRAL	0- 1	0- 1	0- 0				
0- 0	0- 0	0- 0	CONFERENCE	0- 0	0- 0	0- 0				
0- 0	0- 0	0- 0	HOME	0- 0	0- 0	0- 0				
0- 0	0- 0	0- 0	AWAY	0- 0	0- 0	0- 0				
0- 0	0- 0	0- 0	NEUTRAL	0- 0	0- 0	0- 0				

RPI 1-25				RPI 26-50				RPI 51-100				RPI 101+ Team's RPI: 141			
RPI	S	Opponent	Score	RPI	S	Opponent	Score	RPI	S	Opponent	Score	RPI	S	Opponent	Score
2	H	UConn	63 72	27	A	New Mexico	80 84	95	N	Clemson	62 74	143	N	UAB	84 89
				31	A	Auburn	79 95					145	A	South Fla.	70 87
				49	H	DePaul	76 87					157	H	Western Ky.	90 83
												250	A	SMU	77 61
												304	H	Central Ark.	65 52
												321	H	Northwestern St.	93 56

LAST 12 Division I GAMES:															
304	H	Central Ark.	65 52	95	N	Clemson	62 74	250	A	SMU	77 61				
31	A	Auburn	79 95	2	H	UConn	63 72	49	H	DePaul	76 87				
27	A	New Mexico	80 84	157	H	Western Ky.	90 83								
143	N	UAB	84 89												
145	A	South Fla.	70 87												
321	H	Northwestern St.	93 56												

Non-Div I Games:

Okla homa

Average RPI Win:	185	WON-LOST	WINNING	LAST 10	STRENGTH OF	OPP. STRENGTH	TEAM	ADJ.	CONF.	ADJ CONF.
Average RPI Loss:	31	RECORD	PCT. RANK	GAMES	SCHEDULE	OF SCHEDULE	RPI	RPI	RPI	RPI
DIV. I ONLY	9- 2	42	8-2	263	19	101	101	5	5	
DIV. I NON-CONF.	9- 2	43	1- 0	262	19	101	101	5	5	

TOTALS	RPI 1-25	RPI 26-50	W-L RECORDS	RPI 51-100	RPI 101-150	RPI 150+				
9- 2	0- 1	0- 1	OVERALL	0- 0	2- 0	7- 0				
8- 1	0- 1	0- 0	HOME	0- 0	2- 0	6- 0				
1- 1	0- 0	0- 1	AWAY	0- 0	0- 0	1- 0				
0- 0	0- 0	0- 0	NEUTRAL	0- 0	0- 0	0- 0				
9- 2	0- 1	0- 1	NON-CONFERENCE	0- 0	2- 0	7- 0				
8- 1	0- 1	0- 0	HOME	0- 0	2- 0	6- 0				
1- 1	0- 0	0- 1	AWAY	0- 0	0- 0	1- 0				
0- 0	0- 0	0- 0	NEUTRAL	0- 0	0- 0	0- 0				
0- 0	0- 0	0- 0	CONFERENCE	0- 0	0- 0	0- 0				
0- 0	0- 0	0- 0	HOME	0- 0	0- 0	0- 0				
0- 0	0- 0	0- 0	AWAY	0- 0	0- 0	0- 0				
0- 0	0- 0	0- 0	NEUTRAL	0- 0	0- 0	0- 0				

RPI 1-25				RPI 26-50				RPI 51-100				RPI 101+				Team's RPI: 101
RPI	S	Opponent	Score	RPI	S	Opponent	Score	RPI	S	Opponent	Score	RPI	S	Opponent	Score	
25	H	Tennessee	63 76	37	A	UCLA	59 71					120	H	Oral Roberts	89 69	
												122	H	Grambling	86 40	
												161	H	Texas St.	66 55	
												169	H	Prairie View	70 50	
												177	H	UC Riverside	76 51	
												178	H	Arkansas St.	62 60	
												214	H	Samford	82 62	
												245	A	Wichita St.	60 47	
												275	H	Houston Baptist	77 44	

LAST 12 Division I GAMES:																
161	H	Texas St.	66 55	122	H	Grambling	86 40									
245	A	Wichita St.	60 47	120	H	Oral Roberts	89 69									
214	H	Samford	82 62	37	A	UCLA	59 71									
169	H	Prairie View	70 50	275	H	Houston Baptist	77 44									
177	H	UC Riverside	76 51	25	H	Tennessee	63 76									
178	H	Arkansas St.	62 60													

Non-Div I Games:

Oklahoma St.

Average RPI Win:	174	WON-LOST	WINNING	LAST 10	STRENGTH OF	OPP. STRENGTH	TEAM	ADJ.	CONF.	ADJ CONF.
Average RPI Loss:	63	RECORD	PCT. RANK	GAMES	SCHEDULE	OF SCHEDULE	RPI	RPI	RPI	RPI
DIV. I ONLY	9- 3	60	7-3	61	129	36	36	19	19	
DIV. I NON-CONF.	9- 3	62	0- 1	60	126	35	35	19	19	

TOTALS	RPI 1-25	RPI 26-50	W-L RECORDS	RPI 51-100	RPI 101-150	RPI 150+				
9- 3	0- 1	0- 1	OVERALL	1- 0	3- 1	5- 0				
4- 1	0- 0	0- 0	HOME	0- 0	1- 1	3- 0				
3- 1	0- 1	0- 0	AWAY	1- 0	1- 0	1- 0				
2- 1	0- 0	0- 1	NEUTRAL	0- 0	1- 0	1- 0				
9- 3	0- 1	0- 1	NON-CONFERENCE	1- 0	3- 1	5- 0				
4- 1	0- 0	0- 0	HOME	0- 0	1- 1	3- 0				
3- 1	0- 1	0- 0	AWAY	1- 0	1- 0	1- 0				
2- 1	0- 0	0- 1	NEUTRAL	0- 0	1- 0	1- 0				
0- 0	0- 0	0- 0	CONFERENCE	0- 0	0- 0	0- 0				
0- 0	0- 0	0- 0	HOME	0- 0	0- 0	0- 0				
0- 0	0- 0	0- 0	AWAY	0- 0	0- 0	0- 0				
0- 0	0- 0	0- 0	NEUTRAL	0- 0	0- 0	0- 0				

RPI 1-25				RPI 26-50				Team's RPI: 36				RPI 51-100				RPI 101+			
RPI	S	Opponent	Score	RPI	S	Opponent	Score	RPI	S	Opponent	Score	RPI	S	Opponent	Score	RPI	S	Opponent	Score
7	A	NC State	56 85	48	N	Saint Mary's (CA)	65 83	65	A	Tulane	56 48	108	N	Tennessee Tech	80 73	133	H	Virginia	67 73
												140	H	VCU	60 57	142	A	Cincinnati	76 72
												167	H	William & Mary	83 69	192	A	Campbell	83 59
												232	N	Jacksonville	78 76	241	H	Coppin St.	81 51
												279	H	Norfolk St.	69 53				
LAST 12 Division I GAMES:																			
108	N	Tennessee Tech	80 73	48	N	Saint Mary's (CA)	65 83	241	H	Coppin St.	81 51	65	A	Tulane	56 48				
232	N	Jacksonville	78 76					140	H	VCU	60 57	167	H	William & Mary	83 69	7	A	NC State	56 85
133	H	Virginia	67 73																
142	A	Cincinnati	76 72																
279	H	Norfolk St.	69 53																
192	A	Campbell	83 59																

Non-Div I Games:

Old Dominion

Average RPI Win:	295	WON-LOST	WINNING	LAST 10	STRENGTH OF	OPP. STRENGTH	TEAM	ADJ.	CONF.	ADJ CONF.
Average RPI Loss:	106	RECORD	PCT. RANK	GAMES	SCHEDULE	OF SCHEDULE	RPI	RPI	RPI	RPI
DIV. I ONLY	6- 8	197	3-7	150	270	258	258	6	6	
DIV. I NON-CONF.	6- 8	199	1- 0	151	268	257	257	6	6	

TOTALS	RPI 1-25	RPI 26-50	W-L RECORDS	RPI 51-100	RPI 101-150	RPI 150+				
6- 8	0- 1	0- 0	OVERALL	0- 2	0- 2	6- 3				
6- 4	0- 0	0- 0	HOME	0- 0	0- 2	6- 2				
0- 1	0- 0	0- 0	AWAY	0- 0	0- 0	0- 1				
0- 3	0- 1	0- 0	NEUTRAL	0- 2	0- 0	0- 0				
6- 8	0- 1	0- 0	NON-CONFERENCE	0- 2	0- 2	6- 3				
6- 4	0- 0	0- 0	HOME	0- 0	0- 2	6- 2				
0- 1	0- 0	0- 0	AWAY	0- 0	0- 0	0- 1				
0- 3	0- 1	0- 0	NEUTRAL	0- 2	0- 0	0- 0				
0- 0	0- 0	0- 0	CONFERENCE	0- 0	0- 0	0- 0				
0- 0	0- 0	0- 0	HOME	0- 0	0- 0	0- 0				
0- 0	0- 0	0- 0	AWAY	0- 0	0- 0	0- 0				
0- 0	0- 0	0- 0	NEUTRAL	0- 0	0- 0	0- 0				

RPI	S	Opponent	Score	RPI	S	Opponent	Score	RPI	S	Opponent	Score	RPI	S	Opponent	Score	Team's RPI: 258
2	N	UConn	50 90					73	N	Purdue	59 70	105	H	IUPUI	58 66	
								78	N	St. John's (NY)	59 64	109	H	TCU	50 55	
												155	H	Troy	54 71	
												164	A	Louisiana Tech	71 80	
												165	H	Jacksonville St.	49 60	
												218	H	Temple	62 55	
												279	H	Norfolk St.	60 42	
												297	H	North Florida	82 69	
												310	H	Louisiana	79 57	
												324	H	Western Mich.	69 66	
												344	H	Savannah St.	74 51	

LAST 12 Division I GAMES:																
109	H	TCU	50 55	297	H	North Florida	82 69									
78	N	St. John's (NY)	59 64	155	H	Troy	54 71									
73	N	Purdue	59 70	164	A	Louisiana Tech	71 80									
2	N	UConn	50 90	310	H	Louisiana	79 57									
324	H	Western Mich.	69 66	344	H	Savannah St.	74 51									
218	H	Temple	62 55	165	H	Jacksonville St.	49 60									

Non-Div I Games:

Ole Miss

Average RPI Win:	319	WON-LOST	WINNING	LAST 10	STRENGTH OF	OPP. STRENGTH	TEAM	ADJ.	CONF.	ADJ CONF.
Average RPI Loss:	123	RECORD	PCT. RANK	GAMES	SCHEDULE	OF SCHEDULE	RPI	RPI	RPI	RPI
DIV. I ONLY	4- 9	252	4-6	268	225	295	295	18	18	
DIV. I NON-CONF.	4- 7	227	1- 0	281	213	276	276	17	17	

TOTALS	RPI 1-25	RPI 26-50	W-L RECORDS	RPI 51-100	RPI 101-150	RPI 150+				
4- 9	0- 0	0- 0	OVERALL	0- 3	0- 4	4- 2				
2- 4	0- 0	0- 0	HOME	0- 0	0- 3	2- 1				
1- 4	0- 0	0- 0	AWAY	0- 3	0- 1	1- 0				
1- 1	0- 0	0- 0	NEUTRAL	0- 0	0- 0	1- 1				
4- 7	0- 0	0- 0	NON-CONFERENCE	0- 3	0- 3	4- 1				
2- 2	0- 0	0- 0	HOME	0- 0	0- 2	2- 0				
1- 4	0- 0	0- 0	AWAY	0- 3	0- 1	1- 0				
1- 1	0- 0	0- 0	NEUTRAL	0- 0	0- 0	1- 1				
0- 2	0- 0	0- 0	CONFERENCE	0- 0	0- 1	0- 1				
0- 2	0- 0	0- 0	HOME	0- 0	0- 1	0- 1				
0- 0	0- 0	0- 0	AWAY	0- 0	0- 0	0- 0				
0- 0	0- 0	0- 0	NEUTRAL	0- 0	0- 0	0- 0				

RPI 1-25				RPI 26-50				RPI 51-100				RPI 101+				Team's RPI : 295			
RPI	S	Opponent	Score	RPI	S	Opponent	Score	RPI	S	Opponent	Score	RPI	S	Opponent	Score				
								60	A	Creighton	51	66	120	H	Oral Roberts	56	71		
								69	A	Kansas St.	46	61	129	A	Montana St.	56	59		
								74	A	UNI	50	79	135	H	CSUN	52	64		
													137	H	Bradley	60	80		
													189	H	Denver	68	95		
													192	N	Campbel l	52	65		
													312	H	USC Upstate	96	69		
													313	H	CSU Bakersfi eld	53	46		
													322	A	Detroit Mercy	51	42		
													327	N	Fl ori da A&M	57	50		
LAST 12 Division I GAMES:																			
313	H	CSU Bakersfi eld	53	46	327	N	Fl ori da A&M	57	50	120	H	Oral Roberts	56	71	189	H	Denver	68	95
60	A	Creighton	51	66	74	A	UNI	50	79	129	A	Montana St.	56	59	137	H	Bradley	60	80
322	A	Detroit Mercy	51	42															
192	N	Campbel l	52	65															
135	H	CSUN	52	64															
69	A	Kansas St.	46	61															

Non-Div I Games: Graceland (IA) 81 39

Omaha

Average RPI Win:	213	WON-LOST	WINNING	LAST 10	STRENGTH OF	OPP. STRENGTH	TEAM	ADJ.	CONF.	ADJ CONF.
Average RPI Loss:	83	RECORD	PCT. RANK	GAMES	SCHEDULE	OF SCHEDULE	RPI	RPI	RPI	RPI
DIV. I ONLY	6- 6	164	7-3	142	86	120	120	18	18	
DIV. I NON-CONF.	5- 6	176	0- 0	127	61	129	129	17	17	

TOTALS	RPI 1-25	RPI 26-50	W-L RECORDS	RPI 51-100	RPI 101-150	RPI 150+				
6- 6	0- 1	0- 1	OVERALL	0- 1	0- 2	6- 1				
2- 2	0- 0	0- 0	HOME	0- 0	0- 1	2- 1				
4- 4	0- 1	0- 1	AWAY	0- 1	0- 1	4- 0				
0- 0	0- 0	0- 0	NEUTRAL	0- 0	0- 0	0- 0				
5- 6	0- 1	0- 1	NON-CONFERENCE	0- 1	0- 2	5- 1				
2- 2	0- 0	0- 0	HOME	0- 0	0- 1	2- 1				
3- 4	0- 1	0- 1	AWAY	0- 1	0- 1	3- 0				
0- 0	0- 0	0- 0	NEUTRAL	0- 0	0- 0	0- 0				
1- 0	0- 0	0- 0	CONFERENCE	0- 0	0- 0	1- 0				
0- 0	0- 0	0- 0	HOME	0- 0	0- 0	0- 0				
1- 0	0- 0	0- 0	AWAY	0- 0	0- 0	1- 0				
0- 0	0- 0	0- 0	NEUTRAL	0- 0	0- 0	0- 0				

RPI 1-25				RPI 26-50				RPI 51-100				RPI 101+ Team's RPI : 120							
RPI	S	Opponent	Score	RPI	S	Opponent	Score	RPI	S	Opponent	Score	RPI	S	Opponent	Score				
11	A	Iowa	77 90	32	A	Kansas	58 70	53	A	Arkansas	61 74	101	A	Oklahoma St.	69 89				
												119	H	UT Arlington	62 80				
												161	A	Texas St.	81 64				
												162	A	Sam Houston St.	73 62				
												171	H	UMKC	75 64				
												181	H	Tulsa	68 76				
												216	H	Southern Utah	64 59				
												275	A	Houston Baptist	74 56				
												295	A	Omaha	71 56				

LAST 12 Division I GAMES:																			
53	A	Arkansas	61 74	295	A	Omaha	71 56	101	A	Oklahoma St.	69 89								
161	A	Texas St.	81 64	275	A	Houston Baptist	74 56	162	A	Sam Houston St.	73 62								
171	H	UMKC	75 64	119	H	UT Arlington	62 80	216	H	Southern Utah	64 59								
181	H	Tulsa	68 76	32	A	Kansas	58 70												
32	A	Kansas	58 70	11	A	Iowa	77 90												
11	A	Iowa	77 90																

Non-Div I Games: Harris-Stowe 74 46 Cent. Christian (KS) 47

Oral Roberts

Average RPI Win: 104
Average RPI Loss: 21

WON-LOST
RECORD

WINNING
PCT. RANK

LAST 10
GAMES

STRENGTH OF
SCHEDULE

OPP. STRENGTH
OF SCHEDULE

TEAM
RPI

ADJ.
RPI

CONF.
RPI

ADJ CONF.
RPI

DIV. I ONLY
DIV. I NON-CONF.

10- 1
10- 1

22
19

9-1
1- 0

13
14

43
45

3
3

3
3

2
2

2
2

TOTALS

RPI 1-25

RPI 26-50

W-L RECORDS

RPI 51-100

RPI 101-150

RPI 150+

10- 1

2- 1

2- 0

OVERALL

1- 0

2- 0

3- 0

6- 0

2- 0

0- 0

HOME

1- 0

1- 0

2- 0

3- 1

0- 1

2- 0

AWAY

0- 0

1- 0

0- 0

1- 0

0- 0

0- 0

NEUTRAL

0- 0

0- 0

1- 0

10- 1

2- 1

2- 0

NON-CONFERENCE

1- 0

2- 0

3- 0

6- 0

2- 0

0- 0

HOME

1- 0

1- 0

2- 0

3- 1

0- 1

2- 0

AWAY

0- 0

1- 0

0- 0

1- 0

0- 0

0- 0

NEUTRAL

0- 0

0- 0

1- 0

0- 0

0- 0

0- 0

CONFERENCE

0- 0

0- 0

0- 0

0- 0

0- 0

0- 0

HOME

0- 0

0- 0

0- 0

0- 0

0- 0

0- 0

AWAY

0- 0

0- 0

0- 0

0- 0

0- 0

0- 0

NEUTRAL

0- 0

0- 0

0- 0

RPI 1-25 Team's RPI: 3

RPI 26-50

RPI 51-100

RPI 101+

RPI	S	Opponent	Score
5	H	Syracuse	75 73
19	H	Mississippi St.	82 74
21	A	Michigan St.	82 88

RPI	S	Opponent	Score
33	A	South Dakota St.	87 79
48	A	Saint Mary's (CA)	79 55

RPI	S	Opponent	Score
58	H	Buffalo	102 82

RPI	S	Opponent	Score
136	H	UC Irvine	115 69
147	A	Utah St.	88 58
177	N	UC Riverside	94 44
183	H	Air Force	82 36
234	H	Long Beach St.	110 48

LAST 12 Division I GAMES:

48	A	Saint Mary's (CA)	79 55	136	H	UC Irvine	115 69
177	N	UC Riverside	94 44	183	H	Air Force	82 36
58	H	Buffalo	102 82	19	H	Mississippi St.	82 74
147	A	Utah St.	88 58	33	A	South Dakota St.	87 79
5	H	Syracuse	75 73	21	A	Michigan St.	82 88
				234	H	Long Beach St.	110 48

O
r
e
g
o
n

O
r
e
g
o
n

Non-Div I Games: Alas. Fairbanks 115 36

Oregon

Loss, Non-Conf, S Site, H Home A Away N Neutral

Average RPI Win:	181	WON-LOST	WINNING	LAST 10	STRENGTH OF	OPP. STRENGTH	TEAM	ADJ.	CONF.	ADJ CONF.
Average RPI Loss:	21	RECORD	PCT. RANK	GAMES	SCHEDULE	OF SCHEDULE	RPI	RPI	RPI	RPI
DIV. I ONLY	10- 2	35	8-2	236	15	72	72	2	2	
DIV. I NON-CONF.	10- 2	37	0- 1	232	15	70	70	2	2	

TOTALS	RPI 1-25	RPI 26-50	W-L RECORDS	RPI 51-100	RPI 101-150	RPI 150+				
10- 2	0- 1	2- 1	OVERALL	1- 0	0- 0	7- 0				
7- 0	0- 0	2- 0	HOME	0- 0	0- 0	5- 0				
0- 0	0- 0	0- 0	AWAY	0- 0	0- 0	0- 0				
3- 2	0- 1	0- 1	NEUTRAL	1- 0	0- 0	2- 0				
10- 2	0- 1	2- 1	NON-CONFERENCE	1- 0	0- 0	7- 0				
7- 0	0- 0	2- 0	HOME	0- 0	0- 0	5- 0				
0- 0	0- 0	0- 0	AWAY	0- 0	0- 0	0- 0				
3- 2	0- 1	0- 1	NEUTRAL	1- 0	0- 0	2- 0				
0- 0	0- 0	0- 0	CONFERENCE	0- 0	0- 0	0- 0				
0- 0	0- 0	0- 0	HOME	0- 0	0- 0	0- 0				
0- 0	0- 0	0- 0	AWAY	0- 0	0- 0	0- 0				
0- 0	0- 0	0- 0	NEUTRAL	0- 0	0- 0	0- 0				

RPI 1-25				RPI 26-50				RPI 51-100 Team's RPI: 72				RPI 101+			
RPI	S	Opponent	Score	RPI	S	Opponent	Score	RPI	S	Opponent	Score	RPI	S	Opponent	Score
1	N	Notre Dame	81 91	39	H	Duke	71 57	64	N	South Carolina	70 68	157	N	Western Ky.	74 60
				41	N	Texas A&M	70 76					184	H	Santa Clara	82 31
				48	H	Saint Mary's (CA)	89 56					188	H	Ark. -Pine Bluff	89 33
												243	N	Eastern Wash.	93 45
												269	H	La Salle	100 46
												301	H	Cal Poly	79 54
												313	H	CSU Bakersfield	92 52
LAST 12 Division I GAMES:															
		1 N Notre Dame	81 91			64 N South Carolina	70 68								
		269 H La Salle	100 46			313 H CSU Bakersfield	92 52								
		157 N Western Ky.	74 60			39 H Duke	71 57								
		48 H Saint Mary's (CA)	89 56			41 N Texas A&M	70 76								
		188 H Ark. -Pine Bluff	89 33			243 N Eastern Wash.	93 45								
		301 H Cal Poly	79 54			184 H Santa Clara	82 31								

Non-Div I Games:

Oregon St.

Average RPI	Win:	202	WON-LOST	WINNING	LAST 10	STRENGTH OF	OPP. STRENGTH	TEAM	ADJ.	CONF.	ADJ CONF.
Average RPI	Loss:	19	RECORD	PCT. RANK	GAMES	SCHEDULE	OF SCHEDULE	RPI	RPI	RPI	RPI
DIV. I ONLY		8- 3		71	7-3	188	53	68	68	7	7
DIV. I NON-CONF.		7- 3		82	0- 0	216	68	84	84	7	7

TOTALS	RPI 1-25		RPI 26-50		W-L RECORDS	RPI 51-100		RPI 101-150		RPI 150+	
8- 3	0- 2		2- 1		OVERALL	1- 0		0- 0		5- 0	
5- 0	0- 0		2- 0		HOME	0- 0		0- 0		3- 0	
3- 2	0- 1		0- 1		AWAY	1- 0		0- 0		2- 0	
0- 1	0- 1		0- 0		NEUTRAL	0- 0		0- 0		0- 0	
7- 3	0- 2		1- 1		NON-CONFERENCE	1- 0		0- 0		5- 0	
4- 0	0- 0		1- 0		HOME	0- 0		0- 0		3- 0	
3- 2	0- 1		0- 1		AWAY	1- 0		0- 0		2- 0	
0- 1	0- 1		0- 0		NEUTRAL	0- 0		0- 0		0- 0	
1- 0	0- 0		1- 0		CONFERENCE	0- 0		0- 0		0- 0	
1- 0	0- 0		1- 0		HOME	0- 0		0- 0		0- 0	
0- 0	0- 0		0- 0		AWAY	0- 0		0- 0		0- 0	
0- 0	0- 0		0- 0		NEUTRAL	0- 0		0- 0		0- 0	

RPI 1-25				RPI 26-50				RPI 51-100 Team's RPI: 68				RPI 101+			
RPI	S	Opponent	Score	RPI	S	Opponent	Score	RPI	S	Opponent	Score	RPI	S	Opponent	Score
14	N	Cal i forni a	69 81	26	A	Lamar Uni versi ty	66 82	93	A	UC Davis	83 80	226	A	Cal St. Fullerton	72 64
18	A	UCF	57 64	34	H	Wyomi ng	70 64					287	A	San Jose St.	91 67
				48	H	Saint Mary's (CA)	76 67					293	H	UC Santa Barbara	69 53
												316	H	North Dakota St.	75 68
												317	H	Seattle U	75 61

LAST 12 Division I GAMES:															
				48	H	Saint Mary's (CA)	76 67	226	A	Cal St. Fullerton	72 64				
				34	H	Wyomi ng	70 64	26	A	Lamar Uni versi ty	66 82				
				316	H	North Dakota St.	75 68	18	A	UCF	57 64				
				14	N	Cal i forni a	69 81	293	H	UC Santa Barbara	69 53				
				93	A	UC Davis	83 80	317	H	Seattle U	75 61				
								287	A	San Jose St.	91 67				

Non-Di v I Games:

Paci f i c

Average RPI	Win:	259	WON-LOST	WINNING	LAST 10	STRENGTH OF	OPP. STRENGTH	TEAM	ADJ.	CONF.	ADJ CONF.
Average RPI	Loss:	29	RECORD	PCT. RANK	GAMES	SCHEDULE	OF SCHEDULE	RPI	RPI	RPI	RPI
DIV. I ONLY		8- 2		47	8-2	273	120	88	88	12	12
DIV. I NON-CONF.		8- 2		51	1- 0	272	118	84	84	12	12

TOTALS	RPI 1-25		RPI 26-50		W-L RECORDS	RPI 51-100		RPI 101-150		RPI 150+	
8- 2	0- 1		0- 0		OVERALL	0- 1		0- 0		8- 0	
3- 0	0- 0		0- 0		HOME	0- 0		0- 0		3- 0	
5- 1	0- 1		0- 0		AWAY	0- 0		0- 0		5- 0	
0- 1	0- 0		0- 0		NEUTRAL	0- 1		0- 0		0- 0	
8- 2	0- 1		0- 0		NON-CONFERENCE	0- 1		0- 0		8- 0	
3- 0	0- 0		0- 0		HOME	0- 0		0- 0		3- 0	
5- 1	0- 1		0- 0		AWAY	0- 0		0- 0		5- 0	
0- 1	0- 0		0- 0		NEUTRAL	0- 1		0- 0		0- 0	
0- 0	0- 0		0- 0		CONFERENCE	0- 0		0- 0		0- 0	
0- 0	0- 0		0- 0		HOME	0- 0		0- 0		0- 0	
0- 0	0- 0		0- 0		AWAY	0- 0		0- 0		0- 0	
0- 0	0- 0		0- 0		NEUTRAL	0- 0		0- 0		0- 0	

RPI 1-25				RPI 26-50				RPI 51-100				Team's RPI : 88				RPI 101+			
RPI	S	Opponent	Score	RPI	S	Opponent	Score	RPI	S	Opponent	Score	RPI	S	Opponent	Score	RPI	S	Opponent	Score
1	A	Notre Dame	55 75					56	N	Maine	46 47	166	A	Drexel	55 39	230	A	Navy	65 61
												239	A	Stetson	75 53	254	A	Iona	66 43
												269	H	La Salle	65 34	285	H	Saint Joseph's	65 45
												294	A	Siena	58 51	334	H	NJIT	85 42
LAST 12 Division I GAMES:																			
239	A	Stetson	75 53	254	A	Iona	66 43												
166	A	Drexel	55 39	269	H	La Salle	65 34												
1	A	Notre Dame	55 75	56	N	Maine	46 47												
294	A	Siena	58 51	230	A	Navy	65 61												
				334	H	NJIT	85 42												
				285	H	Saint Joseph's	65 45												

Non-Div I Games:

Penn

Average RPI Win: 171

Average RPI Loss: 52

WON-LOST
RECORDWINNING
PCT. RANKLAST 10
GAMESSTRENGTH OF
SCHEDULEOPP. STRENGTH
OF SCHEDULETEAM
RPIADJ.
RPICONF.
RPIADJ CONF.
RPIDIV. I ONLY
DIV. I NON-CONF.7- 6
7- 4152
1095-5
0- 028
8398
93103
110103
1103
33
3

TOTALS

RPI 1-25

RPI 26-50

W-L RECORDS

RPI 51-100

RPI 101-150

RPI 150+

7- 6
6- 4
1- 2
0- 00- 3
0- 1
0- 2
0- 00- 1
0- 1
0- 0
0- 0OVERALL
HOME
AWAY
NEUTRAL1- 1
1- 1
0- 0
0- 02- 1
1- 1
1- 0
0- 04- 0
4- 0
0- 0
0- 07- 4
6- 3
1- 1
0- 00- 2
0- 1
0- 1
0- 00- 0
0- 0
0- 0
0- 0NON-CONFERENCE
HOME
AWAY
NEUTRAL1- 1
1- 1
0- 0
0- 02- 1
1- 1
1- 0
0- 04- 0
4- 0
0- 0
0- 00- 2
0- 1
0- 1
0- 00- 1
0- 0
0- 1
0- 00- 1
0- 1
0- 0
0- 0CONFERENCE
HOME
AWAY
NEUTRAL0- 0
0- 0
0- 0
0- 00- 0
0- 0
0- 0
0- 00- 0
0- 0
0- 0
0- 0

RPI 1-25

RPI	S	Opponent	Score
12	A	Indiana	75 83
14	H	California	58 75
20	A	Florida St.	58 87

RPI 26-50

RPI	S	Opponent	Score
42	H	Maryland	61 77

RPI 51-100

RPI	S	Opponent	Score
96	H	Princeton	79 71
98	H	Stony Brook	70 81

RPI 101+

Team's RPI: 103

RPI	S	Opponent	Score
114	A	Fordham	72 55
126	H	Duquesne	58 64
134	H	Providence	74 72
182	H	American	80 59
190	H	North Dakota	75 68
232	H	Jacksonville	80 61
248	H	St. Bonaventure	80 65

LAST 12 Division I GAMES:

12	A	Indiana	75 83	126	H	Duquesne	58 64
42	H	Maryland	61 77	232	H	Jacksonville	80 61
182	H	American	80 59	20	A	Florida St.	58 87
248	H	St. Bonaventure	80 65	98	H	Stony Brook	70 81
114	A	Fordham	72 55	190	H	North Dakota	75 68
14	H	California	58 75	96	H	Princeton	79 71

Penn St.

Penn St.

Non-Div I Games:

Penn St.

Average RPI Win:	270	WON-LOST	WINNING	LAST 10	STRENGTH OF	OPP. STRENGTH	TEAM	ADJ.	CONF.	ADJ CONF.
Average RPI Loss:	118	RECORD	PCT. RANK	GAMES	SCHEDULE	OF SCHEDULE	RPI	RPI	RPI	RPI
DIV. I ONLY	7- 5	128	5-5	310	155	197	197	7	7	
DIV. I NON-CONF.	6- 4	126	0- 0	340	172	230	230	7	7	

TOTALS	RPI 1-25	RPI 26-50	W-L RECORDS	RPI 51-100	RPI 101-150	RPI 150+				
7- 5	0- 1	0- 0	OVERALL	0- 1	1- 2	6- 1				
2- 1	0- 1	0- 0	HOME	0- 0	1- 0	1- 0				
3- 3	0- 0	0- 0	AWAY	0- 1	0- 2	3- 0				
2- 1	0- 0	0- 0	NEUTRAL	0- 0	0- 0	2- 1				
6- 4	0- 0	0- 0	NON-CONFERENCE	0- 1	0- 2	6- 1				
1- 0	0- 0	0- 0	HOME	0- 0	0- 0	1- 0				
3- 3	0- 0	0- 0	AWAY	0- 1	0- 2	3- 0				
2- 1	0- 0	0- 0	NEUTRAL	0- 0	0- 0	2- 1				
1- 1	0- 1	0- 0	CONFERENCE	0- 0	1- 0	0- 0				
1- 1	0- 1	0- 0	HOME	0- 0	1- 0	0- 0				
0- 0	0- 0	0- 0	AWAY	0- 0	0- 0	0- 0				
0- 0	0- 0	0- 0	NEUTRAL	0- 0	0- 0	0- 0				

RPI 1-25				RPI 26-50				RPI 51-100				RPI 101+				Team's RPI: 197
RPI	S	Opponent	Score	RPI	S	Opponent	Score	RPI	S	Opponent	Score	RPI	S	Opponent	Score	
9	H	Gonzaga	54 79					52	A	Colorado	65 80	128	A	Idaho St.	63 65	
												134	A	Provi dence	47 66	
												139	H	Portl and	82 68	
												215	N	Sacramento St.	113 97	
												269	N	La Salle	55 62	
												281	A	Hawai i	65 64	
												299	N	Northern Ky.	51 46	
												301	A	Cal Poly	70 63	
												317	A	Seattle U	78 64	
												337	H	Weber St.	68 47	
LAST 12 Division I GAMES:																
9	H	Gonzaga	54 79	134	A	Provi dence	47 66									
139	H	Portland	82 68	128	A	Idaho St.	63 65									
299	N	Northern Ky.	51 46	337	H	Weber St.	68 47									
269	N	La Salle	55 62	317	A	Seattle U	78 64									
215	N	Sacramento St.	113 97	52	A	Colorado	65 80									
281	A	Hawai i	65 64	301	A	Cal Poly	70 63									

Non-Div I Games:

Pepperdine

Average RPI Win:	154	WON-LOST	WINNING	LAST 10	STRENGTH OF	OPP. STRENGTH	TEAM	ADJ.	CONF.	ADJ CONF.
Average RPI Loss:	113	RECORD	PCT. RANK	GAMES	SCHEDULE	OF SCHEDULE	RPI	RPI	RPI	RPI
DIV. I ONLY	9- 5	103	7-3	87	110	91	91	1	1	
DIV. I NON-CONF.	9- 5	105	1- 0	88	111	88	88	1	1	

TOTALS	RPI 1-25	RPI 26-50	W-L RECORDS	RPI 51-100	RPI 101-150	RPI 150+				
9- 5	0- 1	0- 0	OVERALL	2- 0	4- 3	3- 1				
5- 3	0- 1	0- 0	HOME	0- 0	3- 1	2- 1				
2- 1	0- 0	0- 0	AWAY	1- 0	1- 1	0- 0				
2- 1	0- 0	0- 0	NEUTRAL	1- 0	0- 1	1- 0				
9- 5	0- 1	0- 0	NON-CONFERENCE	2- 0	4- 3	3- 1				
5- 3	0- 1	0- 0	HOME	0- 0	3- 1	2- 1				
2- 1	0- 0	0- 0	AWAY	1- 0	1- 1	0- 0				
2- 1	0- 0	0- 0	NEUTRAL	1- 0	0- 1	1- 0				
0- 0	0- 0	0- 0	CONFERENCE	0- 0	0- 0	0- 0				
0- 0	0- 0	0- 0	HOME	0- 0	0- 0	0- 0				
0- 0	0- 0	0- 0	AWAY	0- 0	0- 0	0- 0				
0- 0	0- 0	0- 0	NEUTRAL	0- 0	0- 0	0- 0				

RPI 1-25				RPI 26-50				RPI 51-100				RPI 101+			
RPI	S	Opponent	Score	RPI	S	Opponent	Score	RPI	S	Opponent	Score	RPI	S	Opponent	Score
18	H	UCF	58 61					53	N	Arkansas	61 54	106	A	Georgetown	41 70
								75	A	Northwestern	52 49	114	H	Fordham	65 62
												124	H	Youngstown St.	55 64
												126	A	Duquesne	66 58
												130	N	Wisconsin	42 57
												142	H	Cincinnati	65 48
												150	H	UNCW	60 56
												186	H	West Virginia	43 77
												204	H	New Orleans	90 38
												233	H	Saint Francis (PA)	78 75
												289	N	Tennessee St.	78 56
LAST 12 Division I GAMES:															
126	A	Duquesne	66 58	114	H	Fordham	65 62								
233	H	Saint Francis (PA)	78 75	75	A	Northwestern	52 49								
150	H	UNCW	60 56	289	N	Tennessee St.	78 56								
186	H	West Virginia	43 77	53	N	Arkansas	61 54								
142	H	Cincinnati	65 48	130	N	Wisconsin	42 57								
124	H	Youngstown St.	55 64	106	A	Georgetown	41 70								

Non-Div I Games:

Pittsburgh

Average RPI Win:	243	WON-LOST	WINNING	LAST 10	STRENGTH OF	OPP. STRENGTH	TEAM	ADJ.	CONF.	ADJ CONF.
Average RPI Loss:	141	RECORD	PCT. RANK	GAMES	SCHEDULE	OF SCHEDULE	RPI	RPI	RPI	RPI
DIV. I ONLY	6- 5	142	5-5	135	297	139	139	7	7	
DIV. I NON-CONF.	6- 3	91	0- 0	139	304	114	114	7	7	

TOTALS	RPI 1-25	RPI 26-50	W-L RECORDS	RPI 51-100	RPI 101-150	RPI 150+				
6- 5	0- 0	0- 0	OVERALL	0- 1	1- 2	5- 2				
3- 1	0- 0	0- 0	HOME	0- 0	1- 1	2- 0				
3- 3	0- 0	0- 0	AWAY	0- 0	0- 1	3- 2				
0- 1	0- 0	0- 0	NEUTRAL	0- 1	0- 0	0- 0				
6- 3	0- 0	0- 0	NON-CONFERENCE	0- 1	1- 1	5- 1				
3- 1	0- 0	0- 0	HOME	0- 0	1- 1	2- 0				
3- 1	0- 0	0- 0	AWAY	0- 0	0- 0	3- 1				
0- 1	0- 0	0- 0	NEUTRAL	0- 1	0- 0	0- 0				
0- 2	0- 0	0- 0	CONFERENCE	0- 0	0- 1	0- 1				
0- 0	0- 0	0- 0	HOME	0- 0	0- 0	0- 0				
0- 2	0- 0	0- 0	AWAY	0- 0	0- 1	0- 1				
0- 0	0- 0	0- 0	NEUTRAL	0- 0	0- 0	0- 0				

RPI 1-25				RPI 26-50				RPI 51-100				RPI 101+ Team's RPI: 139			
RPI	S	Opponent	Score	RPI	S	Opponent	Score	RPI	S	Opponent	Score	RPI	S	Opponent	Score
								84	N	Arizona	70 92	115	A	Loyola Marymount	58 76
												136	H	UC Irvine	69 84
												147	H	Utah St.	61 54
												174	A	Portland St.	79 92
												183	H	Air Force	79 60
												197	A	Pepperdine	68 82
												226	H	Cal St. Fullerton	83 74
												281	A	Hawaii	72 65
												282	A	Utah Valley	65 60
												337	A	Weber St.	89 73

LAST 12 Division I GAMES:															
115	A	Loyola Marymount	58 76	174	A	Portland St.	79 92								
197	A	Pepperdine	68 82	147	H	Utah St.	61 54								
183	H	Air Force	79 60	226	H	Cal St. Fullerton	83 74								
136	H	UC Irvine	69 84	84	N	Arizona	70 92								
282	A	Utah Valley	65 60	281	A	Hawaii	72 65								
				337	A	Weber St.	89 73								

Non-Div I Games: Warner Pacific 98 63 Willamette 82 27

Portland

Average RPI Win:	252	WON-LOST	WINNING	LAST 10	STRENGTH OF	OPP. STRENGTH	TEAM	ADJ.	CONF.	ADJ CONF.
Average RPI Loss:	94	RECORD	PCT. RANK	GAMES	SCHEDULE	OF SCHEDULE	RPI	RPI	RPI	RPI
DIV. I ONLY	7- 2	55	8-2	320	168	174	174	11	11	
DIV. I NON-CONF.	7- 1	32	0- 0	333	188	178	178	11	11	

TOTALS	RPI 1-25	RPI 26-50	W-L RECORDS	RPI 51-100	RPI 101-150	RPI 150+				
7- 2	0- 0	0- 0	OVERALL	1- 1	1- 1	5- 0				
5- 1	0- 0	0- 0	HOME	1- 0	1- 1	3- 0				
2- 1	0- 0	0- 0	AWAY	0- 1	0- 0	2- 0				
0- 0	0- 0	0- 0	NEUTRAL	0- 0	0- 0	0- 0				
7- 1	0- 0	0- 0	NON-CONFERENCE	1- 0	1- 1	5- 0				
5- 1	0- 0	0- 0	HOME	1- 0	1- 1	3- 0				
2- 0	0- 0	0- 0	AWAY	0- 0	0- 0	2- 0				
0- 0	0- 0	0- 0	NEUTRAL	0- 0	0- 0	0- 0				
0- 1	0- 0	0- 0	CONFERENCE	0- 1	0- 0	0- 0				
0- 0	0- 0	0- 0	HOME	0- 0	0- 0	0- 0				
0- 1	0- 0	0- 0	AWAY	0- 1	0- 0	0- 0				
0- 0	0- 0	0- 0	NEUTRAL	0- 0	0- 0	0- 0				

RPI 1-25				RPI 26-50				RPI 51-100				RPI 101+				Team's RPI: 174
RPI	S	Opponent	Score	RPI	S	Opponent	Score	RPI	S	Opponent	Score	RPI	S	Opponent	Score	
								51	A	Northern Colo.	63 79	136	H	UC Irvine	68 73	
								93	H	UC Davis	65 50	139	H	Portland	92 79	
												264	H	UNLV	58 49	
												287	H	San Jose St.	80 51	
												317	H	Seattle U	68 43	
												325	A	UTEP	89 61	
												341	A	Grand Canyon	60 55	

LAST 12 Division I GAMES:																
				51	A	Northern Colo.	63 79	139	H	Portland	92 79					
				136	H	UC Irvine	68 73	317	H	Seattle U	68 43					
				264	H	UNLV	58 49	93	H	UC Davis	65 50					
				341	A	Grand Canyon	60 55	287	H	San Jose St.	80 51					
				325	A	UTEP	89 61									

Non-Div I Games: Warner Pacific 102 49

Portland St.

Average RPI	Win: 326	WON-LOST	WINNING	LAST 10	STRENGTH OF	OPP. STRENGTH	TEAM	ADJ.	CONF.	ADJ CONF.
Average RPI	Loss: 91	RECORD	PCT. RANK	GAMES	SCHEDULE	OF SCHEDULE	RPI	RPI	RPI	RPI
DIV. I ONLY	1- 7	320	3-7	8	240	169	169	24	24	
DIV. I NON-CONF.	1- 7	319	0- 1	10	234	171	171	24	24	

TOTALS	RPI 1-25	RPI 26-50	W-L RECORDS	RPI 51-100	RPI 101-150	RPI 150+				
1- 7	0- 1	0- 1	OVERALL	0- 2	0- 2	1- 1				
0- 1	0- 0	0- 0	HOME	0- 0	0- 1	0- 0				
0- 6	0- 1	0- 1	AWAY	0- 2	0- 1	0- 1				
1- 0	0- 0	0- 0	NEUTRAL	0- 0	0- 0	1- 0				
1- 7	0- 1	0- 1	NON-CONFERENCE	0- 2	0- 2	1- 1				
0- 1	0- 0	0- 0	HOME	0- 0	0- 1	0- 0				
0- 6	0- 1	0- 1	AWAY	0- 2	0- 1	0- 1				
1- 0	0- 0	0- 0	NEUTRAL	0- 0	0- 0	1- 0				
0- 0	0- 0	0- 0	CONFERENCE	0- 0	0- 0	0- 0				
0- 0	0- 0	0- 0	HOME	0- 0	0- 0	0- 0				
0- 0	0- 0	0- 0	AWAY	0- 0	0- 0	0- 0				
0- 0	0- 0	0- 0	NEUTRAL	0- 0	0- 0	0- 0				

RPI 1-25				RPI 26-50				RPI 51-100				RPI 101+				Team's RPI: 169
RPI	S	Opponent	Score	RPI	S	Opponent	Score	RPI	S	Opponent	Score	RPI	S	Opponent	Score	
6	A	Iowa St.	46 94	41	A	Texas A&M	57 70	52	A	Colorado	38 79	101	A	Oklahoma St.	50 70	
								53	A	Arkansas	44 71	111	H	Rice	58 68	
												274	A	UTRGV	50 57	
												326	N	A&M-Corpus Christi	67 59	

LAST 12 Division I GAMES:																
				53	A	Arkansas	44 71	41	A	Texas A&M	57 70					
				52	A	Colorado	38 79	6	A	Iowa St.	46 94					
				111	H	Rice	58 68									
				326	N	A&M-Corpus Christi	67 59									
				274	A	UTRGV	50 57									
				101	A	Oklahoma St.	50 70									

Non-Div I Games: Jarvis Christian 117 32 Arlington Baptist 105 31

Prairie View

Average RPI Win:	298	WON-LOST	WINNING	LAST 10	STRENGTH OF	OPP. STRENGTH	TEAM	ADJ.	CONF.	ADJ CONF.
Average RPI Loss:	178	RECORD	PCT. RANK	GAMES	SCHEDULE	OF SCHEDULE	RPI	RPI	RPI	RPI
DIV. I ONLY	2- 8	293	2-8	257	262	305	305	29	29	
DIV. I NON-CONF.	2- 8	291	0- 1	255	257	304	304	29	29	

TOTALS	RPI 1-25	RPI 26-50	W-L RECORDS	RPI 51-100	RPI 101-150	RPI 150+				
2- 8	0- 1	0- 0	OVERALL	0- 0	0- 2	2- 5				
1- 2	0- 0	0- 0	HOME	0- 0	0- 0	1- 2				
1- 6	0- 1	0- 0	AWAY	0- 0	0- 2	1- 3				
0- 0	0- 0	0- 0	NEUTRAL	0- 0	0- 0	0- 0				
2- 8	0- 1	0- 0	NON-CONFERENCE	0- 0	0- 2	2- 5				
1- 2	0- 0	0- 0	HOME	0- 0	0- 0	1- 2				
1- 6	0- 1	0- 0	AWAY	0- 0	0- 2	1- 3				
0- 0	0- 0	0- 0	NEUTRAL	0- 0	0- 0	0- 0				
0- 0	0- 0	0- 0	CONFERENCE	0- 0	0- 0	0- 0				
0- 0	0- 0	0- 0	HOME	0- 0	0- 0	0- 0				
0- 0	0- 0	0- 0	AWAY	0- 0	0- 0	0- 0				
0- 0	0- 0	0- 0	NEUTRAL	0- 0	0- 0	0- 0				

RPI 1-25				RPI 26-50				RPI 51-100				RPI 101+ Team's RPI: 305			
RPI	S	Opponent	Score	RPI	S	Opponent	Score	RPI	S	Opponent	Score	RPI	S	Opponent	Score
25	A	Tennessee	49 97									149	A	Georgi a	59 83
												150	A	UNCW	48 63
												179	A	Vanderbi l t	43 78
												199	A	Davi dson	56 83
												214	A	Samford	54 75
												227	H	Ga. Southern	68 69
												257	H	Wofford	61 50
												278	H	South Carolina St.	48 57
												338	A	Col. of Charleston	71 65

LAST 12 Division I GAMES:															
278	H	South Carolina St.	48 57	149	A	Georgi a	59 83								
257	H	Wofford	61 50	338	A	Col. of Charleston	71 65								
150	A	UNCW	48 63	199	A	Davi dson	56 83								
25	A	Tennessee	49 97	227	H	Ga. Southern	68 69								
				214	A	Samford	54 75								
				179	A	Vanderbi l t	43 78								

Non-Div I Games:

Presbyterian

Average RPI Win:	194	WON-LOST	WINNING	LAST 10	STRENGTH OF	OPP. STRENGTH	TEAM	ADJ.	CONF.	ADJ CONF.
Average RPI Loss:	81	RECORD	PCT. RANK	GAMES	SCHEDULE	OF SCHEDULE	RPI	RPI	RPI	RPI
DIV. I ONLY	8- 7	162	7-3	120	62	96	96	12	12	
DIV. I NON-CONF.	8- 7	161	1- 0	120	59	97	97	12	12	

TOTALS	RPI 1-25	RPI 26-50	W-L RECORDS	RPI 51-100	RPI 101-150	RPI 150+				
8- 7	0- 1	0- 2	OVERALL	2- 2	1- 1	5- 1				
3- 1	0- 0	0- 0	HOME	2- 1	0- 0	1- 0				
5- 3	0- 0	0- 1	AWAY	0- 0	1- 1	4- 1				
0- 3	0- 1	0- 1	NEUTRAL	0- 1	0- 0	0- 0				
8- 7	0- 1	0- 2	NON-CONFERENCE	2- 2	1- 1	5- 1				
3- 1	0- 0	0- 0	HOME	2- 1	0- 0	1- 0				
5- 3	0- 0	0- 1	AWAY	0- 0	1- 1	4- 1				
0- 3	0- 1	0- 1	NEUTRAL	0- 1	0- 0	0- 0				
0- 0	0- 0	0- 0	CONFERENCE	0- 0	0- 0	0- 0				
0- 0	0- 0	0- 0	HOME	0- 0	0- 0	0- 0				
0- 0	0- 0	0- 0	AWAY	0- 0	0- 0	0- 0				
0- 0	0- 0	0- 0	NEUTRAL	0- 0	0- 0	0- 0				

RPI 1-25				RPI 26-50				RPI 51-100				RPI 101+			
RPI	S	Opponent	Score	RPI	S	Opponent	Score	RPI	S	Opponent	Score	RPI	S	Opponent	Score
5	N	Syracuse	61 92	28	A	Villanova	46 67	69	N	Kansas St.	61 80	103	A	Penn St.	71 79
				49	N	DePaul	67 82	71	H	Quinnipiac	54 42	112	A	Hartford	75 38
								89	H	Seton Hall	66 70	199	H	Davidson	65 57
								94	H	Marist	60 57	221	A	George Washington	49 64
												238	A	Monmouth	79 47
												249	A	Rider	89 65
												271	A	St. Francis Brooklyn	83 64
												315	A	New Hampshire	90 42

LAST 12 Division I GAMES:															
315	A	New Hampshire	90 42	271	A	St. Francis Brooklyn	83 64								
112	A	Hartford	75 38	94	H	Marist	60 57								
69	N	Kansas St.	61 80	238	A	Monmouth	79 47								
5	N	Syracuse	61 92	71	H	Quinnipiac	54 42								
49	N	DePaul	67 82	199	H	Davidson	65 57								
103	A	Penn St.	71 79	28	A	Villanova	46 67								

Non-Div I Games:

Princeton

Average RPI	Win:	221	WON-LOST	WINNING	LAST 10	STRENGTH OF	OPP. STRENGTH	TEAM	ADJ.	CONF.	ADJ CONF.
Average RPI	Loss:	70	RECORD	PCT. RANK	GAMES	SCHEDULE	OF SCHEDULE	RPI	RPI	RPI	RPI
DIV. I ONLY		8- 6	135	6-4	160	109	134	134	4	4	
DIV. I NON-CONF.		8- 4	91	1- 0	213	139	143	143	4	4	

TOTALS	RPI 1-25		RPI 26-50		W-L RECORDS	RPI 51-100		RPI 101-150		RPI 150+	
8- 6	0- 1		0- 2		OVERALL	1- 1		1- 2		6- 0	
5- 2	0- 0		0- 1		HOME	0- 1		1- 0		4- 0	
2- 4	0- 1		0- 1		AWAY	1- 0		0- 2		1- 0	
1- 0	0- 0		0- 0		NEUTRAL	0- 0		0- 0		1- 0	
8- 4	0- 0		0- 1		NON-CONFERENCE	1- 1		1- 2		6- 0	
5- 2	0- 0		0- 1		HOME	0- 1		1- 0		4- 0	
2- 2	0- 0		0- 0		AWAY	1- 0		0- 2		1- 0	
1- 0	0- 0		0- 0		NEUTRAL	0- 0		0- 0		1- 0	
0- 2	0- 1		0- 1		CONFERENCE	0- 0		0- 0		0- 0	
0- 0	0- 0		0- 0		HOME	0- 0		0- 0		0- 0	
0- 2	0- 1		0- 1		AWAY	0- 0		0- 0		0- 0	
0- 0	0- 0		0- 0		NEUTRAL	0- 0		0- 0		0- 0	

RPI	S	Opponent	Score	RPI	S	Opponent	Score	RPI	S	Opponent	Score	RPI	S	Opponent	Score	Team's RPI: 134
16	A	Marquette	46 85	35	H	Northeastern	59 65	71	H	Qui nni pi ac	44 48	103	A	Penn St.	72 74	
				49	A	DePaul	62 88	87	A	Boston Col lege	61 57	125	H	Yale	59 42	
												148	A	Rhode Isl and	65 72	
												197	H	Pepperdi ne	66 47	
												224	H	Sacred Heart	62 52	
												269	H	La Sal le	77 47	
												283	A	UMass Lowell	71 47	
												286	N	Bryant	72 64	
												299	H	Northern Ky.	48 43	

LAST 12 Division I GAMES:																
286	N	Bryant	72 64	16	A	Marquette	46 85	269	H	La Sal le	77 47	299	H	Northern Ky.	48 43	
49	A	DePaul	62 88	87	A	Boston Col lege	61 57	35	H	Northeastern	59 65	197	H	Pepperdi ne	66 47	
148	A	Rhode Isl and	65 72	283	A	UMass Lowell	71 47	103	A	Penn St.	72 74	125	H	Yale	59 42	
125	H	Yale	59 42	224	H	Sacred Heart	62 52	269	H	La Sal le	77 47	286	N	Bryant	72 64	
87	A	Boston Col lege	61 57	283	A	UMass Lowell	71 47	299	H	Northern Ky.	48 43	286	N	Bryant	72 64	
224	H	Sacred Heart	62 52									299	H	Northern Ky.	48 43	

Non-Div I Games:

Providence

Average RPI Win: 205
Average RPI Loss: 67

WON-LOST
RECORD

WINNING
PCT. RANK

LAST 10
GAMES

STRENGTH OF
SCHEDULE

OPP. STRENGTH
OF SCHEDULE

TEAM
RPI

ADJ.
RPI

CONF.
RPI

ADJ CONF.
RPI

DIV. I ONLY
DIV. I NON-CONF.

10- 5
9- 4

91
85

6-4
0- 0

58
51

193
218

73
63

73
63

3
3

3
3

TOTALS

RPI 1-25

RPI 26-50

W-L RECORDS

RPI 51-100

RPI 101-150

RPI 150+

10- 5

0- 1

1- 0

OVERALL

1- 3

2- 1

6- 0

8- 1

0- 0

1- 0

HOME

1- 1

2- 0

4- 0

1- 2

0- 0

0- 0

AWAY

0- 1

0- 1

1- 0

1- 2

0- 1

0- 0

NEUTRAL

0- 1

0- 0

1- 0

9- 4

0- 1

1- 0

NON-CONFERENCE

1- 3

1- 0

6- 0

7- 1

0- 0

1- 0

HOME

1- 1

1- 0

4- 0

1- 1

0- 0

0- 0

AWAY

0- 1

0- 0

1- 0

1- 2

0- 1

0- 0

NEUTRAL

0- 1

0- 0

1- 0

1- 1

0- 0

0- 0

CONFERENCE

0- 0

1- 1

0- 0

1- 0

0- 0

0- 0

HOME

0- 0

1- 0

0- 0

0- 1

0- 0

0- 0

AWAY

0- 0

0- 1

0- 0

0- 0

0- 0

0- 0

NEUTRAL

0- 0

0- 0

0- 0

RPI 1-25

RPI 26-50

RPI 51-100

Team's RPI: 73

RPI 101+

RPI S Opponent Score
2 N UConn 40 86

RPI S Opponent Score
38 H Miami (FL) 74 63

RPI S Opponent Score
61 A Ohio 73 80
64 H South Carolina 73 82
78 N St. John's (NY) 62 68
86 H Harvard 66 65

RPI S Opponent Score
130 A Wisconsin 69 76
137 H Bradley 74 61
144 H Ohio St. 60 42
235 A Ball St. 80 38
247 H Western Ill. 81 60
255 H Loyola Chi cago 65 41
258 N Ole Miss 70 59
300 H Albany (NY) 53 41
346 H Purdue Fort Wayne 78 44

LAST 12 Division I GAMES:

130 A Wisconsin 69 76 137 H Bradley 74 61
144 H Ohio St. 60 42 300 H Albany (NY) 53 41
2 N UConn 40 86 64 H South Carolina 73 82
258 N Ole Miss 70 59 255 H Loyola Chi cago 65 41
78 N St. John's (NY) 62 68 61 A Ohio 73 80
346 H Purdue Fort Wayne 78 44 38 H Miami (FL) 74 63

Purdue

Purdue

Non-Div I Games:

Purdue

Loss, Non-Conf, S Site, H Home A Away N Neutral

Average RPI Win: 348

Average RPI Loss: 233

WON-LOST
RECORDWINNING
PCT. RANKLAST 10
GAMESSTRENGTH OF
SCHEDULEOPP. STRENGTH
OF SCHEDULETEAM
RPIADJ.
RPICONF.
RPIADJ CONF.
RPIDIV. I ONLY
DIV. I NON-CONF.1- 10
1- 8328
3222-8
0- 0330
304340
340346
341346
34118
1718
17

TOTALS

RPI 1-25

RPI 26-50

W-L RECORDS

RPI 51-100

RPI 101-150

RPI 150+

1- 10

0- 0

0- 0

OVERALL

0- 1

0- 0

1- 9

0- 3

0- 0

0- 0

HOME

0- 0

0- 0

0- 3

1- 7

0- 0

0- 0

AWAY

0- 1

0- 0

1- 6

0- 0

0- 0

0- 0

NEUTRAL

0- 0

0- 0

0- 0

1- 8

0- 0

0- 0

NON-CONFERENCE

0- 1

0- 0

1- 7

0- 3

0- 0

0- 0

HOME

0- 0

0- 0

0- 3

1- 5

0- 0

0- 0

AWAY

0- 1

0- 0

1- 4

0- 0

0- 0

0- 0

NEUTRAL

0- 0

0- 0

0- 0

0- 2

0- 0

0- 0

CONFERENCE

0- 0

0- 0

0- 2

0- 0

0- 0

0- 0

HOME

0- 0

0- 0

0- 0

0- 2

0- 0

0- 0

AWAY

0- 0

0- 0

0- 2

0- 0

0- 0

0- 0

NEUTRAL

0- 0

0- 0

0- 0

RPI 1-25

RPI 26-50

RPI 51-100

RPI 101+

Team's RPI: 346

RPI S Opponent Score

RPI S Opponent Score

RPI S Opponent Score

RPI S Opponent Score

73 A Purdue 44 78

187 A Milwaukee 48 70

190 A North Dakota 60 79

194 A Eastern Ill. 63 72

221 H Eastern Mich. 72 87

255 A Loyola Chicago 67 81

260 H SIUE 49 57

306 H Valparaiso 64 68

316 A North Dakota St. 54 70

324 A Western Mich. 61 69

348 A Evansville 72 66

LAST 12 Division I GAMES:

190 A North Dakota 60 79

316 A North Dakota St. 54 70

73 A Purdue 44 78

194 A Eastern Ill. 63 72

324 A Western Mich. 61 69

306 H Valparaiso 64 68

221 H Eastern Mich. 72 87

187 A Milwaukee 48 70

255 A Loyola Chicago 67 81

260 H SIUE 49 57

348 A Evansville 72 66

Purdue Fort Wayne

Purdue Fort Wayne

Non-Div I Games:

Taylor (IN)

84 74

Goshen

86 45

Ind.-Kokomo

87 50

Purdue Fort Wayne

Loss, Non-Conf, S Site, H Home A Away N Neutral

Average RPI	Win: 177	WON-LOST RECORD	WINNING PCT. RANK	LAST 10 GAMES	STRENGTH OF SCHEDULE	OPP. STRENGTH OF SCHEDULE	TEAM RPI	ADJ. RPI	CONF. RPI	ADJ CONF. RPI
Average RPI	Loss: 55									
DIV. I ONLY		5- 6	181	4-6	24	124	71	71	27	27
DIV. I NON-CONF.		5- 6	176	1- 0	26	122	69	69	27	27

TOTALS	RPI 1-25		RPI 26-50	W-L RECORDS	RPI 51-100		RPI 101-150		RPI 150+	
5- 6	0- 1		0- 3	OVERALL	1- 2		1- 0		3- 0	
1- 2	0- 1		0- 1	HOME	0- 0		0- 0		1- 0	
3- 2	0- 0		0- 1	AWAY	1- 1		1- 0		1- 0	
1- 2	0- 0		0- 1	NEUTRAL	0- 1		0- 0		1- 0	
5- 6	0- 1		0- 3	NON-CONFERENCE	1- 2		1- 0		3- 0	
1- 2	0- 1		0- 1	HOME	0- 0		0- 0		1- 0	
3- 2	0- 0		0- 1	AWAY	1- 1		1- 0		1- 0	
1- 2	0- 0		0- 1	NEUTRAL	0- 1		0- 0		1- 0	
0- 0	0- 0		0- 0	CONFERENCE	0- 0		0- 0		0- 0	
0- 0	0- 0		0- 0	HOME	0- 0		0- 0		0- 0	
0- 0	0- 0		0- 0	AWAY	0- 0		0- 0		0- 0	
0- 0	0- 0		0- 0	NEUTRAL	0- 0		0- 0		0- 0	

RPI	S	Opponent	Score	RPI	S	Opponent	Score	RPI	S	Opponent	Score	RPI	S	Opponent	Score
18	H	UCF	45 47	43	A	Bucknel I	58 75	77	N	Texas	55 56	134	A	Provi dence	48 44
				44	H	Central Mi ch.	52 67	86	A	Harvard	72 67	166	A	Drexel	56 52
				50	N	Mi ssouri	51 65	96	A	Princeton	42 54	235	N	Ball St.	69 66
												266	H	Ri chmond	65 48

LAST 12 Division I GAMES:															
235	N	Ball St.	69 66	266	H	Ri chmond	65 48	96	A	Princeton	42 54	44	H	Central Mi ch.	52 67
50	N	Mi ssouri	51 65	86	A	Harvard	72 67	77	N	Texas	55 56	134	A	Provi dence	48 44
18	H	UCF	45 47	44	H	Central Mi ch.	52 67								
43	A	Bucknel I	58 75												
166	A	Drexel	56 52												

Non-Div I Games:

Qui nni pi ac

Average RPI	Win:	208	WON-LOST	WINNING	LAST 10	STRENGTH OF	OPP. STRENGTH	TEAM	ADJ.	CONF.	ADJ CONF.
Average RPI	Loss:	80	RECORD	PCT. RANK	GAMES	SCHEDULE	OF SCHEDULE	RPI	RPI	RPI	RPI
DIV. I ONLY		5- 4		138	6-4	59	182	83	83	29	29
DIV. I NON-CONF.		5- 4		140	0- 0	58	180	79	79	29	29

TOTALS	RPI 1-25		RPI 26-50		W-L RECORDS	RPI 51-100		RPI 101-150		RPI 150+	
5- 4	0- 1		0- 1		OVERALL	0- 1		2- 0		3- 1	
2- 1	0- 0		0- 0		HOME	0- 0		0- 0		2- 1	
2- 2	0- 1		0- 1		AWAY	0- 0		2- 0		0- 0	
1- 1	0- 0		0- 0		NEUTRAL	0- 1		0- 0		1- 0	
5- 4	0- 1		0- 1		NON-CONFERENCE	0- 1		2- 0		3- 1	
2- 1	0- 0		0- 0		HOME	0- 0		0- 0		2- 1	
2- 2	0- 1		0- 1		AWAY	0- 0		2- 0		0- 0	
1- 1	0- 0		0- 0		NEUTRAL	0- 1		0- 0		1- 0	
0- 0	0- 0		0- 0		CONFERENCE	0- 0		0- 0		0- 0	
0- 0	0- 0		0- 0		HOME	0- 0		0- 0		0- 0	
0- 0	0- 0		0- 0		AWAY	0- 0		0- 0		0- 0	
0- 0	0- 0		0- 0		NEUTRAL	0- 0		0- 0		0- 0	

RPI 1-25				RPI 26-50				RPI 51-100				RPI 101+			
RPI	S	Opponent	Score	RPI	S	Opponent	Score	RPI	S	Opponent	Score	RPI	S	Opponent	Score
7	A	NC State	58 75	40	A	Virginia Tech	44 55	63	N	Nebraska	39 77	133	A	Virginia	57 44
												140	A	VCU	54 49
												208	H	Morehead St.	72 79
												218	N	Temple	56 50
												272	H	ETSU	79 64
												278	H	South Carolina St.	61 31

LAST 12 Division I GAMES:															
140	A	VCU	54 49	63	N	Nebraska	39 77	218	N	Temple	56 50	7	A	NC State	58 75
208	H	Morehead St.	72 79					272	H	ETSU	79 64	278	H	South Carolina St.	61 31
133	A	Virginia	57 44												
40	A	Virginia Tech	44 55												

Non-Div I Games: Shepherd 60 46

Radford

Average RPI	Win:	236	WON-LOST	WINNING	LAST 10	STRENGTH OF	OPP. STRENGTH	TEAM	ADJ.	CONF.	ADJ CONF.
Average RPI	Loss:	91	RECORD	PCT. RANK	GAMES	SCHEDULE	OF SCHEDULE	RPI	RPI	RPI	RPI
DIV. I ONLY		5- 7		202	4-6	52	216	148	148	16	16
DIV. I NON-CONF.		5- 7		205	1- 0	53	212	147	147	18	18

TOTALS	RPI 1-25		RPI 26-50		W-L RECORDS	RPI 51-100		RPI 101-150		RPI 150+	
5- 7	0- 1		0- 1		OVERALL	0- 3		1- 1		4- 1	
3- 3	0- 0		0- 0		HOME	0- 2		1- 1		2- 0	
2- 4	0- 1		0- 1		AWAY	0- 1		0- 0		2- 1	
0- 0	0- 0		0- 0		NEUTRAL	0- 0		0- 0		0- 0	
5- 7	0- 1		0- 1		NON-CONFERENCE	0- 3		1- 1		4- 1	
3- 3	0- 0		0- 0		HOME	0- 2		1- 1		2- 0	
2- 4	0- 1		0- 1		AWAY	0- 1		0- 0		2- 1	
0- 0	0- 0		0- 0		NEUTRAL	0- 0		0- 0		0- 0	
0- 0	0- 0		0- 0		CONFERENCE	0- 0		0- 0		0- 0	
0- 0	0- 0		0- 0		HOME	0- 0		0- 0		0- 0	
0- 0	0- 0		0- 0		AWAY	0- 0		0- 0		0- 0	
0- 0	0- 0		0- 0		NEUTRAL	0- 0		0- 0		0- 0	

RPI 1-25				RPI 26-50				RPI 51-100				RPI 101+ Team's RPI: 148			
RPI	S	Opponent	Score	RPI	S	Opponent	Score	RPI	S	Opponent	Score	RPI	S	Opponent	Score
23	A	Kentucky	52 75	30	A	Minnesota	71 91	86	H	Harvard	47 80	112	H	Hartford	51 65
								87	H	Boston College	64 88	134	H	Providence	72 65
								95	A	Clemson	67 80	190	H	North Dakota	77 63
												201	A	Holy Cross	65 73
												265	H	Brown	72 67
												290	A	Vermont	61 58
												302	A	Robert Morris	46 41

LAST 12 Division I GAMES:															
86	H	Harvard	47 80	265	H	Brown	72 67	190	H	North Dakota	77 63	201	A	Holy Cross	65 73
30	A	Minnesota	71 91	112	H	Hartford	51 65	290	A	Vermont	61 58	302	A	Robert Morris	46 41
95	A	Clemson	67 80	23	A	Kentucky	52 75	87	H	Boston College	64 88				
134	H	Providence	72 65												

Non-Div I Games:

Rhode Island

Average RPI	Win:	216	WON-LOST	WINNING	LAST 10	STRENGTH OF	OPP. STRENGTH	TEAM	ADJ.	CONF.	ADJ CONF.
Average RPI	Loss:	41	RECORD	PCT. RANK	GAMES	SCHEDULE	OF SCHEDULE	RPI	RPI	RPI	RPI
DIV. I ONLY		9- 3		60	9-1	300	24	111	111	19	19
DIV. I NON-CONF.		9- 3		62	1- 0	300	23	111	111	19	19
<hr/>											
TOTALS	RPI 1-25		RPI 26-50		W-L RECORDS	RPI 51-100		RPI 101-150		RPI 150+	
9- 3	0- 0		0- 3		OVERALL	0- 0		0- 0		9- 0	
5- 0	0- 0		0- 0		HOME	0- 0		0- 0		5- 0	
3- 2	0- 0		0- 2		AWAY	0- 0		0- 0		3- 0	
1- 1	0- 0		0- 1		NEUTRAL	0- 0		0- 0		1- 0	
9- 3	0- 0		0- 3		NON-CONFERENCE	0- 0		0- 0		9- 0	
5- 0	0- 0		0- 0		HOME	0- 0		0- 0		5- 0	
3- 2	0- 0		0- 2		AWAY	0- 0		0- 0		3- 0	
1- 1	0- 0		0- 1		NEUTRAL	0- 0		0- 0		1- 0	
0- 0	0- 0		0- 0		CONFERENCE	0- 0		0- 0		0- 0	
0- 0	0- 0		0- 0		HOME	0- 0		0- 0		0- 0	
0- 0	0- 0		0- 0		AWAY	0- 0		0- 0		0- 0	
0- 0	0- 0		0- 0		NEUTRAL	0- 0		0- 0		0- 0	

RPI 1-25				RPI 26-50				RPI 51-100				RPI 101+ Team's RPI: 111			
RPI	S	Opponent	Score	RPI	S	Opponent	Score	RPI	S	Opponent	Score	RPI	S	Opponent	Score
				37	A	UCLA	50 59					159	N	Coastal Caro.	56 52
				41	A	Texas A&M	54 65					169	A	Prairie View	68 58
				45	N	North Carolina	50 71					170	A	Little Rock	79 65
												173	H	Georgia St.	66 49
												202	H	Texas Southern	76 71
												204	H	New Orleans	67 56
												250	H	SMU	66 52
												292	A	Incarnate Word	74 63
												323	H	McNeese	93 65
<hr/>															
LAST 12 Division I GAMES:															
				159	N	Coastal Caro.	56 52	292	A	Incarnate Word	74 63				
				45	N	North Carolina	50 71	173	H	Georgia St.	66 49				
				250	H	SMU	66 52	202	H	Texas Southern	76 71				
				169	A	Prairie View	68 58	170	A	Little Rock	79 65				
				204	H	New Orleans	67 56	37	A	UCLA	50 59				
				323	H	McNeese	93 65	41	A	Texas A&M	54 65				

Non-Div I Games:

Rice

R
i
c
h
m
o
n
d

Ri chmond				Through Games Of Jan. 1, 2019							
Average RPI	Win:	213	WON-LOST	WINNING	LAST 10	STRENGTH OF	OPP. STRENGTH	TEAM	ADJ.	CONF.	ADJ CONF.
Average RPI	Loss:	130	RECORD	PCT. RANK	GAMES	SCHEDULE	OF SCHEDULE	RPI	RPI	RPI	RPI
DIV. I ONLY			2- 10	310	2-8	77	208	266	266	16	16
DIV. I NON-CONF.			2- 10	310	0- 1	77	205	266	266	18	18

TOTALS		RPI 1-25		RPI 26-50		W-L RECORDS	RPI 51-100	RPI 101-150		RPI 150+	
2- 10		0- 1		0- 1		OVERALL	0- 3	0- 1		2- 4	
2- 4		0- 0		0- 0		HOME	0- 1	0- 1		2- 2	
0- 5		0- 1		0- 0		AWAY	0- 2	0- 0		0- 2	
0- 1		0- 0		0- 1		NEUTRAL	0- 0	0- 0		0- 0	
2- 10		0- 1		0- 1		NON-CONFERENCE	0- 3	0- 1		2- 4	
2- 4		0- 0		0- 0		HOME	0- 1	0- 1		2- 2	
0- 5		0- 1		0- 0		AWAY	0- 2	0- 0		0- 2	
0- 1		0- 0		0- 1		NEUTRAL	0- 0	0- 0		0- 0	
0- 0		0- 0		0- 0		CONFERENCE	0- 0	0- 0		0- 0	
0- 0		0- 0		0- 0		HOME	0- 0	0- 0		0- 0	
0- 0		0- 0		0- 0		AWAY	0- 0	0- 0		0- 0	
0- 0		0- 0		0- 0		NEUTRAL	0- 0	0- 0		0- 0	

RPI 1-25				RPI 26-50				RPI 51-100				RPI 101+ Team's RPI: 266			
RPI	S	Opponent	Score	RPI	S	Opponent	Score	RPI	S	Opponent	Score	RPI	S	Opponent	Score
18	A	UCF	48 70	40	N	Vi rgini a Tech	57 85	61	H	Oh i o	58 109	106	H	Georgetown	53 73
								71	A	Qui nni pi ac	48 65	166	H	Drexel	35 58
								80	A	Wake Forest	48 62	167	A	William & Mary	55 65
												203	H	Howard	67 60
												223	H	UMES	57 55
												277	H	Fai rfi eld	40 58
												314	A	Fla. Atlantic	55 69

LAST 12 Division I GAMES:															
61	H	Oh i o	58 109	166	H	Drexel	35 58								
71	A	Qui nni pi ac	48 65	314	A	Fla. Atlantic	55 69								
203	H	Howard	67 60	223	H	UMES	57 55								
167	A	William & Mary	55 65	80	A	Wake Forest	48 62								
40	N	Vi rgini a Tech	57 85	277	H	Fai rfi eld	40 58								
18	A	UCF	48 70	106	H	Georgetown	53 73								

Non-Div I Games:

Ri chmond

R
i
c
h
m
o
n
d

Average RPI Win:	273	WON-LOST	WINNING	LAST 10	STRENGTH OF	OPP. STRENGTH	TEAM	ADJ.	CONF.	ADJ CONF.
Average RPI Loss:	150	RECORD	PCT. RANK	GAMES	SCHEDULE	OF SCHEDULE	RPI	RPI	RPI	RPI
DIV. I ONLY	4- 7	229	4-6	212	233	249	249	27	27	
DIV. I NON-CONF.	4- 7	227	0- 1	203	227	246	246	27	27	

TOTALS	RPI 1-25	RPI 26-50	W-L RECORDS	RPI 51-100	RPI 101-150	RPI 150+				
4- 7	0- 0	0- 1	OVERALL	0- 2	0- 1	4- 3				
2- 3	0- 0	0- 0	HOME	0- 1	0- 1	2- 1				
2- 3	0- 0	0- 1	AWAY	0- 0	0- 0	2- 2				
0- 1	0- 0	0- 0	NEUTRAL	0- 1	0- 0	0- 0				
4- 7	0- 0	0- 1	NON-CONFERENCE	0- 2	0- 1	4- 3				
2- 3	0- 0	0- 0	HOME	0- 1	0- 1	2- 1				
2- 3	0- 0	0- 1	AWAY	0- 0	0- 0	2- 2				
0- 1	0- 0	0- 0	NEUTRAL	0- 1	0- 0	0- 0				
0- 0	0- 0	0- 0	CONFERENCE	0- 0	0- 0	0- 0				
0- 0	0- 0	0- 0	HOME	0- 0	0- 0	0- 0				
0- 0	0- 0	0- 0	AWAY	0- 0	0- 0	0- 0				
0- 0	0- 0	0- 0	NEUTRAL	0- 0	0- 0	0- 0				

RPI	S	Opponent	Score	RPI	S	Opponent	Score	RPI	S	Opponent	Score	RPI	S	Opponent	Score	Team's RPI: 249
43	A	Bucknell	59 80	87	N	Boston College	61 112	106	H	Georgetown	49 79	201	A	Holy Cross	61 71	
				96	H	Princeton	65 89	209	H	Mt. St. Mary's	85 67	230	H	Navy	60 66	
								263	A	Binghamton	62 57	285	A	Saint Joseph's	56 54	
								290	A	Vermont	49 54	334	H	NJIT	67 46	

LAST 12 Division I GAMES:																
106	H	Georgetown	49 79	87	N	Boston College	61 112	209	H	Mt. St. Mary's	85 67					
43	A	Bucknell	59 80	201	A	Holy Cross	61 71									
263	A	Binghamton	62 57	290	A	Vermont	49 54									
230	H	Navy	60 66	96	H	Princeton	65 89									
334	H	NJIT	67 46													
285	A	Saint Joseph's	56 54													

Non-Div I Games:

Ri der

Average RPI Win:	305	WON-LOST	WINNING	LAST 10	STRENGTH OF	OPP. STRENGTH	TEAM	ADJ.	CONF.	ADJ CONF.
Average RPI Loss:	132	RECORD	PCT. RANK	GAMES	SCHEDULE	OF SCHEDULE	RPI	RPI	RPI	RPI
DIV. I ONLY	2- 8	293	3-7	200	163	302	302	31	31	
DIV. I NON-CONF.	2- 8	291	0- 1	191	161	302	302	31	31	

TOTALS	RPI 1-25	RPI 26-50	W-L RECORDS	RPI 51-100	RPI 101-150	RPI 150+				
2- 8	0- 1	0- 0	OVERALL	0- 0	0- 4	2- 3				
2- 3	0- 0	0- 0	HOME	0- 0	0- 2	2- 1				
0- 4	0- 1	0- 0	AWAY	0- 0	0- 2	0- 1				
0- 1	0- 0	0- 0	NEUTRAL	0- 0	0- 0	0- 1				
2- 8	0- 1	0- 0	NON-CONFERENCE	0- 0	0- 4	2- 3				
2- 3	0- 0	0- 0	HOME	0- 0	0- 2	2- 1				
0- 4	0- 1	0- 0	AWAY	0- 0	0- 2	0- 1				
0- 1	0- 0	0- 0	NEUTRAL	0- 0	0- 0	0- 1				
0- 0	0- 0	0- 0	CONFERENCE	0- 0	0- 0	0- 0				
0- 0	0- 0	0- 0	HOME	0- 0	0- 0	0- 0				
0- 0	0- 0	0- 0	AWAY	0- 0	0- 0	0- 0				
0- 0	0- 0	0- 0	NEUTRAL	0- 0	0- 0	0- 0				

RPI 1-25				RPI 26-50				RPI 51-100				RPI 101+				Team's RPI: 302
RPI	S	Opponent	Score	RPI	S	Opponent	Score	RPI	S	Opponent	Score	RPI	S	Opponent	Score	
11	A	Iowa	63 92									102	H	James Madison	36 57	
												115	A	Loyola Marymount	53 61	
												124	A	Youngstown St.	59 69	
												148	H	Rhode Island	41 46	
												152	H	Kent St.	46 54	
												154	A	Bowling Green	60 61	
												250	N	SMU	55 60	
												269	H	La Salle	67 39	
												340	H	Delaware St.	64 63	
LAST 12 Division I GAMES:																
340	H	Delaware St.	64 63	115	A	Loyola Marymount	53 61									
152	H	Kent St.	46 54	102	H	James Madison	36 57									
11	A	Iowa	63 92	269	H	La Salle	67 39									
250	N	SMU	55 60	124	A	Youngstown St.	59 69									
154	A	Bowling Green	60 61													
148	H	Rhode Island	41 46													

Non-Div I Games: Pitt.-Johnstown 73 53

Robert Morris

Average RPI Win: 159

Average RPI Loss: 20

WON-LOST
RECORDWINNING
PCT. RANKLAST 10
GAMESSTRENGTH OF
SCHEDULEOPP. STRENGTH
OF SCHEDULETEAM
RPIADJ.
RPICONF.
RPIADJ CONF.
RPIDIV. I ONLY
DIV. I NON-CONF.9- 3
7- 360
827-3
1- 130
69106
10924
5024
503
33
3

TOTALS

RPI 1-25

RPI 26-50

W-L RECORDS

RPI 51-100

RPI 101-150

RPI 150+

9- 3
6- 0
2- 1
1- 20- 2
0- 0
0- 0
0- 21- 1
0- 0
1- 1
0- 0OVERALL
HOME
AWAY
NEUTRAL4- 0
3- 0
1- 0
0- 00- 0
0- 0
0- 0
0- 04- 0
3- 0
0- 0
1- 07- 3
5- 0
1- 1
1- 20- 2
0- 0
0- 0
0- 20- 1
0- 0
0- 1
0- 0NON-CONFERENCE
HOME
AWAY
NEUTRAL3- 0
2- 0
1- 0
0- 00- 0
0- 0
0- 0
0- 04- 0
3- 0
0- 0
1- 02- 0
1- 0
1- 0
0- 00- 0
0- 0
0- 0
0- 01- 0
0- 0
1- 0
0- 0CONFERENCE
HOME
AWAY
NEUTRAL1- 0
1- 0
0- 0
0- 00- 0
0- 0
0- 0
0- 00- 0
0- 0
0- 0
0- 0

RPI 1-25 Team's RPI: 24

RPI 26-50

RPI 51-100

RPI 101+

RPI	S	Opponent	Score
9	N	Gonzaga	40 57
10	N	Drake	59 69

RPI	S	Opponent	Score
40	A	Virginia Tech	51 67
42	A	Maryland	73 65

RPI	S	Opponent	Score
59	H	LSU	57 43
75	H	Northwestern	45 41
86	A	Harvard	60 49
98	H	Stony Brook	61 47

RPI	S	Opponent	Score
233	H	Saint Francis (PA)	96 52
262	H	Central Conn. St.	73 44
272	N	ETSU	68 44
300	H	Albany (NY)	65 39

LAST 12 Division I GAMES:

59	H	LSU	57	43	272	N	ETSU	68	44
86	A	Harvard	60	49	9	N	Gonzaga	40	57
40	A	Virginia Tech	51	67	42	A	Maryland	73	65
10	N	Drake	59	69	75	H	Northwestern	45	41
300	H	Albany (NY)	65	39	98	H	Stony Brook	61	47
262	H	Central Conn. St.	73	44	233	H	Saint Francis (PA)	96	52

R
u
t
g
e
r
sR
u
t
g
e
r
s

Non-Div I Games:

Rutgers

Average RPI Win:	204	WON-LOST	WINNING	LAST 10	STRENGTH OF	OPP. STRENGTH	TEAM	ADJ.	CONF.	ADJ CONF.
Average RPI Loss:	74	RECORD	PCT. RANK	GAMES	SCHEDULE	OF SCHEDULE	RPI	RPI	RPI	RPI
DIV. I ONLY	6- 3	91	8-2	94	197	57	57	22	22	
DIV. I NON-CONF.	6- 3	91	0- 1	94	194	55	55	22	22	

TOTALS	RPI 1-25	RPI 26-50	W-L RECORDS	RPI 51-100	RPI 101-150	RPI 150+				
6- 3	0- 0	0- 2	OVERALL	0- 0	2- 0	4- 1				
4- 0	0- 0	0- 0	HOME	0- 0	1- 0	3- 0				
0- 3	0- 0	0- 2	AWAY	0- 0	0- 0	0- 1				
2- 0	0- 0	0- 0	NEUTRAL	0- 0	1- 0	1- 0				
6- 3	0- 0	0- 2	NON-CONFERENCE	0- 0	2- 0	4- 1				
4- 0	0- 0	0- 0	HOME	0- 0	1- 0	3- 0				
0- 3	0- 0	0- 2	AWAY	0- 0	0- 0	0- 1				
2- 0	0- 0	0- 0	NEUTRAL	0- 0	1- 0	1- 0				
0- 0	0- 0	0- 0	CONFERENCE	0- 0	0- 0	0- 0				
0- 0	0- 0	0- 0	HOME	0- 0	0- 0	0- 0				
0- 0	0- 0	0- 0	AWAY	0- 0	0- 0	0- 0				
0- 0	0- 0	0- 0	NEUTRAL	0- 0	0- 0	0- 0				

S
F
AS
F
A

RPI 1-25				RPI 26-50				RPI 51-100				Team's RPI : 57				RPI 101+			
RPI	S	Opponent	Score	RPI	S	Opponent	Score	RPI	S	Opponent	Score	RPI	S	Opponent	Score	RPI	S	Opponent	Score
				27	A	New Mexico	33 74					125	N	Yale	67 57				
				38	A	Miami (FL)	60 81					129	H	Montana St.	60 53				
												158	A	Texas Tech	69 77				
												181	H	Tulsa	76 34				
												202	H	Texas Southern	74 55				
												256	N	Hampton	70 68				
												332	H	Morgan St.	69 42				
LAST 12 Division I GAMES:																			
				129	H	Montana St.	60 53	27	A	New Mexico	33 74								
				158	A	Texas Tech	69 77	125	N	Yale	67 57								
				181	H	Tulsa	76 34	256	N	Hampton	70 68								
				332	H	Morgan St.	69 42	202	H	Texas Southern	74 55								
				38	A	Miami (FL)	60 81												

Non-Div I Games: Wiley 97 38 Cameron 86 59 Our Lady of the Lake 63 77

SFA

Average RPI Win:	305	WON-LOST	WINNING	LAST 10	STRENGTH OF	OPP. STRENGTH	TEAM	ADJ.	CONF.	ADJ CONF.
Average RPI Loss:	168	RECORD	PCT. RANK	GAMES	SCHEDULE	OF SCHEDULE	RPI	RPI	RPI	RPI
DIV. I ONLY	4- 6	210	4-6	327	259	260	260	20	20	
DIV. I NON-CONF.	4- 6	212	0- 0	326	254	259	259	20	20	

TOTALS	RPI 1-25	RPI 26-50	W-L RECORDS	RPI 51-100	RPI 101-150	RPI 150+				
4- 6	0- 0	0- 1	OVERALL	0- 0	0- 0	4- 5				
1- 0	0- 0	0- 0	HOME	0- 0	0- 0	1- 0				
3- 5	0- 0	0- 1	AWAY	0- 0	0- 0	3- 4				
0- 1	0- 0	0- 0	NEUTRAL	0- 0	0- 0	0- 1				
4- 6	0- 0	0- 1	NON-CONFERENCE	0- 0	0- 0	4- 5				
1- 0	0- 0	0- 0	HOME	0- 0	0- 0	1- 0				
3- 5	0- 0	0- 1	AWAY	0- 0	0- 0	3- 4				
0- 1	0- 0	0- 0	NEUTRAL	0- 0	0- 0	0- 1				
0- 0	0- 0	0- 0	CONFERENCE	0- 0	0- 0	0- 0				
0- 0	0- 0	0- 0	HOME	0- 0	0- 0	0- 0				
0- 0	0- 0	0- 0	AWAY	0- 0	0- 0	0- 0				
0- 0	0- 0	0- 0	NEUTRAL	0- 0	0- 0	0- 0				

RPI	S	Opponent	Score	RPI	S	Opponent	Score	RPI	S	Opponent	Score	RPI	S	Opponent	Score
50	A	Missouri	36	59								151	N	Missouri St.	65
												171	A	UMKC	75
												176	A	Illinois	57
												195	H	Illinois St.	68
												206	A	Saint Louis	56
												255	A	Loyola Chicago	43
												331	A	Chicago St.	82
												346	A	Purdue Fort Wayne	57
												348	A	Evansville	54
Team's RPI: 260															

LAST 12 Division I GAMES:															
151	N	Missouri St.	65	68	171	A	UMKC	75	80	176	A	Illinois	57	74	
50	A	Missouri	36	59	176	A	Illinois	57	74	331	A	Chicago St.	82	66	
348	A	Evansville	54	45	255	A	Loyola Chicago	43	56	206	A	Saint Louis	56	63	
195	H	Illinois St.	68	61	346	A	Purdue Fort Wayne	57	49						

Non-Div I Games: McKendree 64 63

SIUE

Average RPI	Win:	274	WON-LOST	WINNING	LAST 10	STRENGTH OF	OPP. STRENGTH	TEAM	ADJ.	CONF.	ADJ CONF.
Average RPI	Loss:	120	RECORD	PCT. RANK	GAMES	SCHEDULE	OF SCHEDULE	RPI	RPI	RPI	RPI
DIV. I ONLY		6- 7		176	4-6	219	250	250	250	8	8
DIV. I NON-CONF.		6- 7		171	1- 0	211	246	247	247	8	8
<hr/>											
TOTALS	RPI 1-25		RPI 26-50		W-L RECORDS	RPI 51-100		RPI 101-150		RPI 150+	
6- 7	0- 0		0- 0		OVERALL	0- 2		0- 4		6- 1	
4- 4	0- 0		0- 0		HOME	0- 1		0- 2		4- 1	
0- 3	0- 0		0- 0		AWAY	0- 1		0- 2		0- 0	
2- 0	0- 0		0- 0		NEUTRAL	0- 0		0- 0		2- 0	
6- 7	0- 0		0- 0		NON-CONFERENCE	0- 2		0- 4		6- 1	
4- 4	0- 0		0- 0		HOME	0- 1		0- 2		4- 1	
0- 3	0- 0		0- 0		AWAY	0- 1		0- 2		0- 0	
2- 0	0- 0		0- 0		NEUTRAL	0- 0		0- 0		2- 0	
0- 0	0- 0		0- 0		CONFERENCE	0- 0		0- 0		0- 0	
0- 0	0- 0		0- 0		HOME	0- 0		0- 0		0- 0	
0- 0	0- 0		0- 0		AWAY	0- 0		0- 0		0- 0	
0- 0	0- 0		0- 0		NEUTRAL	0- 0		0- 0		0- 0	

RPI 1-25				RPI 26-50				RPI 51-100				RPI 101+				Team's RPI: 250	
RPI	S	Opponent	Score	RPI	S	Opponent	Score	RPI	S	Opponent	Score	RPI	S	Opponent	Score		
								51	A	Northern Colo.	57	58	109	A	TCU	63	65
								99	H	Alabama	61	62	111	A	Rice	52	66
													119	H	UT Arlington	41	66
													141	H	Oklahoma	61	77
													175	N	Northern Ariz.	55	48
													211	H	Southeastern La.	62	63
													259	H	North Texas	73	66
													276	H	Mississippi Val.	62	47
													302	N	Robert Morris	60	55
													313	H	CSU Bakersfield	49	43
													318	H	La.-Monroe	49	38
LAST 12 Division I GAMES:																	
175	N	Northern Ariz.	55	48	313	H	CSU Bakersfield	49	43	111	A	Rice	52	66			
119	H	UT Arlington	41	66	51	A	Northern Colo.	57	58	259	H	North Texas	73	66			
141	H	Oklahoma	61	77	302	N	Robert Morris	60	55	211	H	Southeastern La.	62	63			
109	A	TCU	63	65													
99	H	Alabama	61	62													
276	H	Mississippi Val.	62	47													

Non-Div I Games:

SMU

Average RPI	Win:	244	WON-LOST	WINNING	LAST 10	STRENGTH OF	OPP. STRENGTH	TEAM	ADJ.	CONF.	ADJ CONF.
Average RPI	Loss:	119	RECORD	PCT. RANK	GAMES	SCHEDULE	OF SCHEDULE	RPI	RPI	RPI	RPI
DIV. I ONLY		3- 5		226	4-5	136	211	215	215	11	11
DIV. I NON-CONF.		3- 4		199	1- 0	147	242	216	216	11	11
<hr/>											
TOTALS	RPI 1-25		RPI 26-50		W-L RECORDS	RPI 51-100		RPI 101-150		RPI 150+	
3- 5	0- 0		0- 1		OVERALL	0- 2		0- 0		3- 2	
1- 2	0- 0		0- 0		HOME	0- 1		0- 0		1- 1	
0- 2	0- 0		0- 1		AWAY	0- 1		0- 0		0- 0	
2- 1	0- 0		0- 0		NEUTRAL	0- 0		0- 0		2- 1	
3- 4	0- 0		0- 1		NON-CONFERENCE	0- 1		0- 0		3- 2	
1- 2	0- 0		0- 0		HOME	0- 1		0- 0		1- 1	
0- 1	0- 0		0- 1		AWAY	0- 0		0- 0		0- 0	
2- 1	0- 0		0- 0		NEUTRAL	0- 0		0- 0		2- 1	
0- 1	0- 0		0- 0		CONFERENCE	0- 1		0- 0		0- 0	
0- 0	0- 0		0- 0		HOME	0- 0		0- 0		0- 0	
0- 1	0- 0		0- 0		AWAY	0- 1		0- 0		0- 0	
0- 0	0- 0		0- 0		NEUTRAL	0- 0		0- 0		0- 0	

RPI 1-25				RPI 26-50				RPI 51-100				RPI 101+ Team's RPI: 215			
RPI	S	Opponent	Score	RPI	S	Opponent	Score	RPI	S	Opponent	Score	RPI	S	Opponent	Score
				27	A	New Mexico	53 85	51	A	Northern Colo.	69 82	176	N	Illinois	109 107
								93	H	UC Davis	60 109	197	N	Pepperdine	97 113
												229	H	San Francisco	75 86
												256	N	Hampton	65 61
												301	H	Cal Poly	88 85
<hr/>															
LAST 12 Division I GAMES:															
				256	N	Hampton	65 61	93	H	UC Davis	60 109				
				51	A	Northern Colo.	69 82	229	H	San Francisco	75 86				
				27	A	New Mexico	53 85	176	N	Illinois	109 107				
								197	N	Pepperdine	97 113				
								301	H	Cal Poly	88 85				

Non-Div I Games: Antelope Valley 86 80

Sacramento St.

Average RPI Win:	296	WON-LOST	WINNING	LAST 10	STRENGTH OF	OPP. STRENGTH	TEAM	ADJ.	CONF.	ADJ CONF.
Average RPI Loss:	161	RECORD	PCT. RANK	GAMES	SCHEDULE	OF SCHEDULE	RPI	RPI	RPI	RPI
DIV. I ONLY	4- 7	229	4-6	190	280	224	224	31	31	
DIV. I NON-CONF.	4- 7	227	0- 1	185	279	223	223	31	31	
<hr/>										
TOTALS	RPI 1-25	RPI 26-50	W-L RECORDS	RPI 51-100	RPI 101-150	RPI 150+				
4- 7	0- 1	0- 0	OVERALL	0- 1	0- 2	4- 3				
1- 3	0- 0	0- 0	HOME	0- 1	0- 0	1- 2				
3- 4	0- 1	0- 0	AWAY	0- 0	0- 2	3- 1				
0- 0	0- 0	0- 0	NEUTRAL	0- 0	0- 0	0- 0				
4- 7	0- 1	0- 0	NON-CONFERENCE	0- 1	0- 2	4- 3				
1- 3	0- 0	0- 0	HOME	0- 1	0- 0	1- 2				
3- 4	0- 1	0- 0	AWAY	0- 0	0- 2	3- 1				
0- 0	0- 0	0- 0	NEUTRAL	0- 0	0- 0	0- 0				
0- 0	0- 0	0- 0	CONFERENCE	0- 0	0- 0	0- 0				
0- 0	0- 0	0- 0	HOME	0- 0	0- 0	0- 0				
0- 0	0- 0	0- 0	AWAY	0- 0	0- 0	0- 0				
0- 0	0- 0	0- 0	NEUTRAL	0- 0	0- 0	0- 0				

RPI	S	Opponent	Score	RPI	S	Opponent	Score	RPI	S	Opponent	Score	RPI	S	Opponent	Score	Team's RPI: 224
23	A	Kentucky	43 71					98	H	Stony Brook	58 73	134	A	Providence	52 62	
												137	A	Lehigh	66 70	
												212	A	Massachusetts	61 78	
												237	A	Hofstra	70 64	
												238	H	Monmouth	50 55	
												285	H	Saint Joseph's	44 61	
												294	H	Siena	72 50	
												315	A	New Hampshire	71 60	
												336	A	Manhattan	74 46	
<hr/>																
LAST 12 Division I GAMES:																
285	H	Saint Joseph's	44 61	23	A	Kentucky	43 71	134	A	Providence	52 62	212	A	Massachusetts	61 78	
336	A	Manhattan	74 46	315	A	New Hampshire	71 60	294	H	Siena	72 50					
137	A	Lehigh	66 70	237	A	Hofstra	70 64									
98	H	Stony Brook	58 73	238	H	Monmouth	50 55									

Non-Div I Games:

Sacred Heart

Average RPI Win:	276	WON-LOST	WINNING	LAST 10	STRENGTH OF	OPP. STRENGTH	TEAM	ADJ.	CONF.	ADJ CONF.
Average RPI Loss:	104	RECORD	PCT. RANK	GAMES	SCHEDULE	OF SCHEDULE	RPI	RPI	RPI	RPI
DIV. I ONLY	2- 9	299	3-7	84	157	233	233	31	31	
DIV. I NON-CONF.	2- 9	297	0- 1	86	156	233	233	31	31	

TOTALS	RPI 1-25	RPI 26-50	W-L RECORDS	RPI 51-100	RPI 101-150	RPI 150+				
2- 9	0- 2	0- 0	OVERALL	0- 3	0- 3	2- 1				
1- 2	0- 0	0- 0	HOME	0- 0	0- 2	1- 0				
1- 5	0- 2	0- 0	AWAY	0- 1	0- 1	1- 1				
0- 2	0- 0	0- 0	NEUTRAL	0- 2	0- 0	0- 0				
2- 9	0- 2	0- 0	NON-CONFERENCE	0- 3	0- 3	2- 1				
1- 2	0- 0	0- 0	HOME	0- 0	0- 2	1- 0				
1- 5	0- 2	0- 0	AWAY	0- 1	0- 1	1- 1				
0- 2	0- 0	0- 0	NEUTRAL	0- 2	0- 0	0- 0				
0- 0	0- 0	0- 0	CONFERENCE	0- 0	0- 0	0- 0				
0- 0	0- 0	0- 0	HOME	0- 0	0- 0	0- 0				
0- 0	0- 0	0- 0	AWAY	0- 0	0- 0	0- 0				
0- 0	0- 0	0- 0	NEUTRAL	0- 0	0- 0	0- 0				

RPI 1-25				RPI 26-50				RPI 51-100				RPI 101+				Team's RPI: 233
RPI	S	Opponent	Score	RPI	S	Opponent	Score	RPI	S	Opponent	Score	RPI	S	Opponent	Score	
13	A	Baylor	58 116					76	N	Boise St.	64 78	124	A	Youngstown St.	56 80	
24	A	Rutgers	52 96					81	N	Montana	77 79	126	H	Duquesne	73 93	
								91	A	Pittsburgh	75 78	127	H	FGCU	69 83	
												208	H	Morehead St.	89 83	
												270	A	Liberty	53 82	
												343	A	Longwood	91 88	

LAST 12 Division I GAMES:																
208	H	Morehead St.	89 83	81	N	Montana	77 79									
76	N	Boise St.	64 78	91	A	Pittsburgh	75 78									
124	A	Youngstown St.	56 80	270	A	Liberty	53 82									
127	H	FGCU	69 83	13	A	Baylor	58 116									
343	A	Longwood	91 88	24	A	Rutgers	52 96									
126	H	Duquesne	73 93													

Non-Div I Games: Seton Hill 86 74

Saint Francis (PA)

Average RPI Win:	272	WON-LOST	WINNING	LAST 10	STRENGTH OF	OPP. STRENGTH	TEAM	ADJ.	CONF.	ADJ CONF.
Average RPI Loss:	153	RECORD	PCT. RANK	GAMES	SCHEDULE	OF SCHEDULE	RPI	RPI	RPI	RPI
DIV. I ONLY	4- 9	252	4-6	230	231	285	285	16	16	
DIV. I NON-CONF.	4- 9	253	1- 0	226	225	287	287	18	18	

TOTALS	RPI 1-25	RPI 26-50	W-L RECORDS	RPI 51-100	RPI 101-150	RPI 150+				
4- 9	0- 0	0- 2	OVERALL	0- 1	0- 0	4- 6				
3- 5	0- 0	0- 2	HOME	0- 0	0- 0	3- 3				
1- 4	0- 0	0- 0	AWAY	0- 1	0- 0	1- 3				
0- 0	0- 0	0- 0	NEUTRAL	0- 0	0- 0	0- 0				
4- 9	0- 0	0- 2	NON-CONFERENCE	0- 1	0- 0	4- 6				
3- 5	0- 0	0- 2	HOME	0- 0	0- 0	3- 3				
1- 4	0- 0	0- 0	AWAY	0- 1	0- 0	1- 3				
0- 0	0- 0	0- 0	NEUTRAL	0- 0	0- 0	0- 0				
0- 0	0- 0	0- 0	CONFERENCE	0- 0	0- 0	0- 0				
0- 0	0- 0	0- 0	HOME	0- 0	0- 0	0- 0				
0- 0	0- 0	0- 0	AWAY	0- 0	0- 0	0- 0				
0- 0	0- 0	0- 0	NEUTRAL	0- 0	0- 0	0- 0				

RPI 1-25				RPI 26-50				RPI 51-100				RPI 101+				Team's RPI: 285
RPI	S	Opponent	Score	RPI	S	Opponent	Score	RPI	S	Opponent	Score	RPI	S	Opponent	Score	
				28	H	Villanova	35 47	88	A	Penn	45 65	153	H	Towson	52 73	
				31	H	Auburn	70 81					166	A	Drexel	34 51	
												213	A	Delaware	39 48	
												218	H	Temple	52 58	
												224	A	Sacred Heart	61 44	
												230	A	Navy	48 49	
												249	H	Rider	54 56	
												268	H	Niagara	68 54	
												284	H	Loyola Maryland	49 46	
												311	H	Columbia	68 61	

LAST 12 Division I GAMES:																
				224	A	Sacred Heart	61 44	284	H	Loyola Maryland	49 46					
				153	H	Towson	52 73	230	A	Navy	48 49					
				31	H	Auburn	70 81	213	A	Delaware	39 48					
				28	H	Villanova	35 47	268	H	Niagara	68 54					
				311	H	Columbia	68 61	88	A	Penn	45 65					
				249	H	Rider	54 56	166	A	Drexel	34 51					

Non-Div I Games:

Saint Joseph's

Average RPI Win:	213	WON-LOST	WINNING	LAST 10	STRENGTH OF	OPP. STRENGTH	TEAM	ADJ.	CONF.	ADJ CONF.
Average RPI Loss:	124	RECORD	PCT. RANK	GAMES	SCHEDULE	OF SCHEDULE	RPI	RPI	RPI	RPI
DIV. I ONLY	5- 8	221	4-6	164	111	206	206	16	16	
DIV. I NON-CONF.	5- 8	223	1- 0	164	113	206	206	18	18	

TOTALS	RPI 1-25	RPI 26-50	W-L RECORDS	RPI 51-100	RPI 101-150	RPI 150+				
5- 8	0- 1	0- 1	OVERALL	0- 0	2- 3	3- 3				
2- 4	0- 1	0- 1	HOME	0- 0	1- 1	1- 1				
3- 2	0- 0	0- 0	AWAY	0- 0	1- 0	2- 2				
0- 2	0- 0	0- 0	NEUTRAL	0- 0	0- 2	0- 0				
5- 8	0- 1	0- 1	NON-CONFERENCE	0- 0	2- 3	3- 3				
2- 4	0- 1	0- 1	HOME	0- 0	1- 1	1- 1				
3- 2	0- 0	0- 0	AWAY	0- 0	1- 0	2- 2				
0- 2	0- 0	0- 0	NEUTRAL	0- 0	0- 2	0- 0				
0- 0	0- 0	0- 0	CONFERENCE	0- 0	0- 0	0- 0				
0- 0	0- 0	0- 0	HOME	0- 0	0- 0	0- 0				
0- 0	0- 0	0- 0	AWAY	0- 0	0- 0	0- 0				
0- 0	0- 0	0- 0	NEUTRAL	0- 0	0- 0	0- 0				

RPI	S	Opponent	Score	RPI	S	Opponent	Score	RPI	S	Opponent	Score	RPI	S	Opponent	Score	Team's RPI: 206
2	H	UConn	42 98	50	H	Missouri	62 74					117	H	Southern Ill.	62 58	
												121	N	Chattanooga	61 71	
												125	N	Yale	52 58	
												133	A	Virginia	67 65	
												142	H	Cincinnati	50 51	
												172	H	Indiana St.	56 60	
												181	A	Tulsa	75 86	
												195	A	Illinois St.	67 72	
												242	A	Eastern Ky.	70 43	
												260	H	SIUE	63 56	
												314	A	Fla. Atlantic	93 61	

LAST 12 Division I GAMES:																
				50	H	Missouri	62 74	314	A	Fla. Atlantic	93 61					
				2	H	UConn	42 98	125	N	Yale	52 58					
				260	H	SIUE	63 56	195	A	Illinois St.	67 72					
				117	H	Southern Ill.	62 58	181	A	Tulsa	75 86					
				133	A	Virginia	67 65	142	H	Cincinnati	50 51					
				121	N	Chattanooga	61 71	172	H	Indiana St.	56 60					

Non-Div I Games:

Saint Louis

Average RPI	Win:	159	WON-LOST	WINNING	LAST 10	STRENGTH OF	OPP. STRENGTH	TEAM	ADJ.	CONF.	ADJ CONF.
Average RPI	Loss:	50	RECORD	PCT. RANK	GAMES	SCHEDULE	OF SCHEDULE	RPI	RPI	RPI	RPI
DIV. I ONLY		7- 5		128	5-5	39	50	48	48	7	7
DIV. I NON-CONF.		7- 4		109	1- 0	47	44	45	45	7	7

TOTALS	RPI 1-25		RPI 26-50		W-L RECORDS	RPI 51-100		RPI 101-150		RPI 150+	
7- 5	0- 2		2- 0		OVERALL	0- 3		1- 0		4- 0	
2- 2	0- 2		1- 0		HOME	0- 0		0- 0		1- 0	
3- 3	0- 0		0- 0		AWAY	0- 3		1- 0		2- 0	
2- 0	0- 0		1- 0		NEUTRAL	0- 0		0- 0		1- 0	
7- 4	0- 2		2- 0		NON-CONFERENCE	0- 2		1- 0		4- 0	
2- 2	0- 2		1- 0		HOME	0- 0		0- 0		1- 0	
3- 2	0- 0		0- 0		AWAY	0- 2		1- 0		2- 0	
2- 0	0- 0		1- 0		NEUTRAL	0- 0		0- 0		1- 0	
0- 1	0- 0		0- 0		CONFERENCE	0- 1		0- 0		0- 0	
0- 0	0- 0		0- 0		HOME	0- 0		0- 0		0- 0	
0- 1	0- 0		0- 0		AWAY	0- 1		0- 0		0- 0	
0- 0	0- 0		0- 0		NEUTRAL	0- 0		0- 0		0- 0	

RPI 1-25				RPI 26-50				RPI 51-100				RPI 101+			
RPI	S	Opponent	Score	RPI	S	Opponent	Score	RPI	S	Opponent	Score	RPI	S	Opponent	Score
3	H	Oregon	55 79	34	H	Wyomi ng	90 84	68	A	Paci fi c	67 76	104	A	Washington St.	70 64
14	H	Cal i forni a	78 81	36	N	Ol d Domi ni on	83 65	72	A	Oregon St.	56 89	161	N	Texas St.	89 62
								93	A	UC Davi s	74 76	187	H	Mi lwaukee	73 71
												293	A	UC Santa Barbara	80 55
												301	A	Cal Poly	69 51
LAST 12 Division I GAMES:															
93	A	UC Davi s	74 76	36	N	Ol d Domi ni on	83 65	68	A	Paci fi c	67 76	161	N	Texas St.	89 62
14	H	Cal i forni a	78 81					72	A	Oregon St.	56 89	104	A	Washington St.	70 64
301	A	Cal Poly	69 51					34	H	Wyomi ng	90 84				
293	A	UC Santa Barbara	80 55												
3	H	Oregon	55 79												
187	H	Mi lwaukee	73 71												

Non-Div I Games:

Saint Mary's (CA)

Average RPI		Win: 340	WON-LOST RECORD	WINNING PCT. RANK	LAST 10 GAMES	STRENGTH OF SCHEDULE	OPP. STRENGTH OF SCHEDULE	TEAM RPI	ADJ. RPI	CONF. RPI	ADJ. CONF. RPI
Div. I ONLY			5- 6	181	4-6	302	346	280	280	27	27
Div. I NON-CONF.			5- 6	176	1- 0	302	345	282	282	27	27
TOTALS		RPI 1-25		RPI 26-50		W-L RECORDS	RPI 51-100	RPI 101-150		RPI 150+	
5- 6	0- 0			0- 0		OVERALL	0- 2	0- 1		5- 3	
4- 1	0- 0			0- 0		HOME	0- 0	0- 0		4- 1	
1- 5	0- 0			0- 0		AWAY	0- 2	0- 1		1- 2	
0- 0	0- 0			0- 0		NEUTRAL	0- 0	0- 0		0- 0	
5- 6	0- 0			0- 0		NON-CONFERENCE	0- 2	0- 1		5- 3	
4- 1	0- 0			0- 0		HOME	0- 0	0- 0		4- 1	
1- 5	0- 0			0- 0		AWAY	0- 2	0- 1		1- 2	
0- 0	0- 0			0- 0		NEUTRAL	0- 0	0- 0		0- 0	
0- 0	0- 0			0- 0		CONFERENCE	0- 0	0- 0		0- 0	
0- 0	0- 0			0- 0		HOME	0- 0	0- 0		0- 0	
0- 0	0- 0			0- 0		AWAY	0- 0	0- 0		0- 0	
0- 0	0- 0			0- 0		NEUTRAL	0- 0	0- 0		0- 0	

RPI 1-25				RPI 26-50				RPI 51-100				RPI 101+				Team's RPI: 280		
RPI	S	Opponent	Score	RPI	S	Opponent	Score	RPI	S	Opponent	Score	RPI	S	Opponent	Score			
								87	A	Boston College	57	89		125	A	Yale	56	72
								89	A	Seton Hall	47	90		226	H	Cal St. Fullerton	45	69
													271	A	St. Francis Brooklyn	70	74	
													283	A	UMass Lowell	57	59	
													333	H	Wagner	69	57	
													334	H	NJIT	70	57	
													339	A	Lafayette	62	60	
													347	H	Fairleigh Dickinson	75	58	
													349	H	LIU Brooklyn	86	59	
LAST 12 Division I GAMES:																		
				125	A	Yale	56	72	347	H	Fairleigh Dickinson	75	58					
				89	A	Seton Hall	47	90	271	A	St. Francis Brooklyn	70	74					
				333	H	Wagner	69	57	226	H	Cal St. Fullerton	45	69					
				339	A	Lafayette	62	60	283	A	UMass Lowell	57	59					
				349	H	LIU Brooklyn	86	59	334	H	NJIT	70	57					
				87	A	Boston College	57	89										

Non-Div I Games:

Saint Peter's

Average RPI Win:	281	WON-LOST	WINNING	LAST 10	STRENGTH OF	OPP. STRENGTH	TEAM	ADJ.	CONF.	ADJ CONF.
Average RPI Loss:	138	RECORD	PCT. RANK	GAMES	SCHEDULE	OF SCHEDULE	RPI	RPI	RPI	RPI

DIV. I ONLY	2- 5	262	5-5	43	330	162	162	22	22
DIV. I NON-CONF.	2- 5	262	0- 1	42	330	163	163	22	22

TOTALS	RPI 1-25	RPI 26-50	W-L RECORDS	RPI 51-100	RPI 101-150	RPI 150+			
2- 5	0- 0	0- 0	OVERALL	0- 1	0- 2	2- 2			
0- 1	0- 0	0- 0	HOME	0- 0	0- 1	0- 0			
2- 3	0- 0	0- 0	AWAY	0- 1	0- 1	2- 1			
0- 1	0- 0	0- 0	NEUTRAL	0- 0	0- 0	0- 1			
2- 5	0- 0	0- 0	NON-CONFERENCE	0- 1	0- 2	2- 2			
0- 1	0- 0	0- 0	HOME	0- 0	0- 1	0- 0			
2- 3	0- 0	0- 0	AWAY	0- 1	0- 1	2- 1			
0- 1	0- 0	0- 0	NEUTRAL	0- 0	0- 0	0- 1			
0- 0	0- 0	0- 0	CONFERENCE	0- 0	0- 0	0- 0			
0- 0	0- 0	0- 0	HOME	0- 0	0- 0	0- 0			
0- 0	0- 0	0- 0	AWAY	0- 0	0- 0	0- 0			
0- 0	0- 0	0- 0	NEUTRAL	0- 0	0- 0	0- 0			

RPI 1-25				RPI 26-50				RPI 51-100				RPI 101+				Team's RPI: 162	
RPI	S	Opponent	Score	RPI	S	Opponent	Score	RPI	S	Opponent	Score	RPI	S	Opponent	Score		
								59	A	LSU	52	66	109	A	TCU	59	72
												120	H	Oral Roberts	62	73	
												155	N	Troy	79	84	
												245	A	Wichi ta St.	55	63	
												252	A	Southern Mi ss.	65	61	
												310	A	Loui si ana	68	62	
LAST 12 Division I GAMES:																	
				155	N	Troy	79	84	109	A	TCU	59	72				
				245	A	Wichi ta St.	55	63	120	H	Oral Roberts	62	73				
				59	A	LSU	52	66	310	A	Loui si ana	68	62				
									252	A	Southern Mi ss.	65	61				

Non-Div I Games: UNKNOWN 94 46 Wiley 101 63 Jarvis Christian 100 55

Sam Houston St.

Average RPI Win:	229	WON-LOST	WINNING	LAST 10	STRENGTH OF	OPP. STRENGTH	TEAM	ADJ.	CONF.	ADJ CONF.
Average RPI Loss:	157	RECORD	PCT. RANK	GAMES	SCHEDULE	OF SCHEDULE	RPI	RPI	RPI	RPI
DIV. I ONLY	3- 10	278	2-8	114	279	214	214	23	23	
DIV. I NON-CONF.	3- 10	277	0- 1	113	278	215	215	23	23	
<hr/>										
TOTALS	RPI 1-25	RPI 26-50	W-L RECORDS	RPI 51-100	RPI 101-150	RPI 150+				
3- 10	0- 0	0- 1	OVERALL	0- 2	0- 2	3- 5				
1- 1	0- 0	0- 0	HOME	0- 0	0- 1	1- 0				
2- 9	0- 0	0- 1	AWAY	0- 2	0- 1	2- 5				
0- 0	0- 0	0- 0	NEUTRAL	0- 0	0- 0	0- 0				
3- 10	0- 0	0- 1	NON-CONFERENCE	0- 2	0- 2	3- 5				
1- 1	0- 0	0- 0	HOME	0- 0	0- 1	1- 0				
2- 9	0- 0	0- 1	AWAY	0- 2	0- 1	2- 5				
0- 0	0- 0	0- 0	NEUTRAL	0- 0	0- 0	0- 0				
0- 0	0- 0	0- 0	CONFERENCE	0- 0	0- 0	0- 0				
0- 0	0- 0	0- 0	HOME	0- 0	0- 0	0- 0				
0- 0	0- 0	0- 0	AWAY	0- 0	0- 0	0- 0				
0- 0	0- 0	0- 0	NEUTRAL	0- 0	0- 0	0- 0				

RPI	S	Opponent	Score	RPI	S	Opponent	Score	RPI	S	Opponent	Score	RPI	S	Opponent	Score	Team's RPI: 214
31	A	Auburn	46 73	52	A	Colorado	39 81	101	A	Oklahoma St.	62 82	143	H	UAB	41 66	
				100	A	UT Martin	68 89	155	A	Troy	52 72	179	A	Vanderbilt	52 77	
								189	A	Denver	87 83	193	A	Alabama St.	60 51	
								252	A	Southern Miss.	40 76	256	A	Hampton	57 64	
								298	A	Memphis	48 53	305	H	Presbyterian	75 54	
<hr/>																
LAST 12 Division I GAMES:																
179	A	Vanderbilt	52 77	31	A	Auburn	46 73	298	A	Memphis	48 53	143	H	UAB	41 66	
52	A	Colorado	39 81	256	A	Hampton	57 64	101	A	Oklahoma St.	62 82					
189	A	Denver	87 83													
252	A	Southern Miss.	40 76													
193	A	Alabama St.	60 51													
155	A	Troy	52 72													

Non-Div I Games: Rhodes 71 54

Samford

Average RPI Win: 235

Average RPI Loss: 155

WON-LOST
RECORDWINNING
PCT. RANKLAST 10
GAMESSTRENGTH OF
SCHEDULEOPP. STRENGTH
OF SCHEDULETEAM
RPIADJ.
RPICONF.
RPIADJ CONF.
RPIDIV. I ONLY
DIV. I NON-CONF.7- 5
6- 4128
1267-3
0- 0286
292116
104185
194185
1947
77
7

TOTALS

RPI 1-25

RPI 26-50

W-L RECORDS

RPI 51-100

RPI 101-150

RPI 150+

7- 5

0- 1

0- 1

OVERALL

0- 0

0- 0

7- 3

5- 1

0- 1

0- 0

HOME

0- 0

0- 0

5- 0

2- 4

0- 0

0- 1

AWAY

0- 0

0- 0

2- 3

0- 0

0- 0

0- 0

NEUTRAL

0- 0

0- 0

0- 0

6- 4

0- 1

0- 1

NON-CONFERENCE

0- 0

0- 0

6- 2

5- 1

0- 1

0- 0

HOME

0- 0

0- 0

5- 0

1- 3

0- 0

0- 1

AWAY

0- 0

0- 0

1- 2

0- 0

0- 0

0- 0

NEUTRAL

0- 0

0- 0

0- 0

1- 1

0- 0

0- 0

CONFERENCE

0- 0

0- 0

1- 1

0- 0

0- 0

0- 0

HOME

0- 0

0- 0

0- 0

1- 1

0- 0

0- 0

AWAY

0- 0

0- 0

1- 1

0- 0

0- 0

0- 0

NEUTRAL

0- 0

0- 0

0- 0

RPI 1-25

RPI 26-50

RPI 51-100

RPI 101+

Team's RPI: 185

RPI	S	Opponent	Score
14	H	Cal i forni a	53 70

RPI	S	Opponent	Score
30	A	Mi nnesota	48 53

RPI	S	Opponent	Score
-----	---	----------	-------

RPI	S	Opponent	Score
184	A	Santa Clara	57 49
210	H	San Diego St.	72 71
216	A	Southern Utah	59 69
220	H	Cleveland St.	83 82
229	A	San Francisco	57 68
231	H	Dartmouth	78 76
234	A	Long Beach St.	60 56
281	H	Hawai i	58 50
287	H	San Jose St.	83 79
288	A	UTSA	77 87

LAST 12 Division I GAMES:

184	A	Santa Clara	57	49	288	A	UTSA	77	87
229	A	San Francisco	57	68	234	A	Long Beach St.	60	56
287	H	San Jose St.	83	79	231	H	Dartmouth	78	76
30	A	Mi nnesota	48	53	210	H	San Diego St.	72	71
281	H	Hawai i	58	50	14	H	Cal i forni a	53	70
216	A	Southern Utah	59	69	220	H	Cleveland St.	83	82

Non-Div I Games: Cal St. San B'dino 76 58

San Diego

Loss,
 Non-Conf,
 S Site,
 H Home
A Away
 N Neutral

Average RPI Win:	240	WON-LOST	WINNING	LAST 10	STRENGTH OF	OPP. STRENGTH	TEAM	ADJ.	CONF.	ADJ CONF.
Average RPI Loss:	165	RECORD	PCT. RANK	GAMES	SCHEDULE	OF SCHEDULE	RPI	RPI	RPI	RPI
DIV. I ONLY	5- 6	181	4-6	162	303	210	210	10	10	
DIV. I NON-CONF.	5- 6	176	0- 1	162	302	211	211	10	10	

TOTALS	RPI 1-25	RPI 26-50	W-L RECORDS	RPI 51-100	RPI 101-150	RPI 150+				
5- 6	0- 0	0- 0	OVERALL	0- 1	1- 2	4- 3				
3- 3	0- 0	0- 0	HOME	0- 1	0- 1	3- 1				
2- 3	0- 0	0- 0	AWAY	0- 0	1- 1	1- 2				
0- 0	0- 0	0- 0	NEUTRAL	0- 0	0- 0	0- 0				
5- 6	0- 0	0- 0	NON-CONFERENCE	0- 1	1- 2	4- 3				
3- 3	0- 0	0- 0	HOME	0- 1	0- 1	3- 1				
2- 3	0- 0	0- 0	AWAY	0- 0	1- 1	1- 2				
0- 0	0- 0	0- 0	NEUTRAL	0- 0	0- 0	0- 0				
0- 0	0- 0	0- 0	CONFERENCE	0- 0	0- 0	0- 0				
0- 0	0- 0	0- 0	HOME	0- 0	0- 0	0- 0				
0- 0	0- 0	0- 0	AWAY	0- 0	0- 0	0- 0				
0- 0	0- 0	0- 0	NEUTRAL	0- 0	0- 0	0- 0				

RPI 1-25				RPI 26-50				RPI 51-100				RPI 101+ Team's RPI: 210					
RPI	S	Opponent	Score	RPI	S	Opponent	Score	RPI	S	Opponent	Score	RPI	S	Opponent	Score		
								84	H	Ari zona	60	69	109	H	TCU	64	81
												135	A	CSUN	74	77	
												136	A	UC Irvine	78	70	
												184	A	Santa Clara	43	60	
												185	A	San Diego	71	72	
												226	A	Cal St. Fullerton	83	72	
												267	H	California Baptist	83	67	
												281	H	Hawaii	58	57	
												292	H	Incarnate Word	81	38	
												293	H	UC Santa Barbara	58	63	
LAST 12 Division I GAMES:																	
293	H	UC Santa Barbara	58	63	84	H	Ari zona	60	69	185	A	San Diego	71	72			
135	A	CSUN	74	77	109	H	TCU	64	81	267	H	California Baptist	83	67			
136	A	UC Irvine	78	70	292	H	Incarnate Word	81	38	226	A	Cal St. Fullerton	83	72			
184	A	Santa Clara	43	60													
281	H	Hawaii	58	57													

Non-Div I Games:

San Diego St.

Average RPI Win:	261	WON-LOST	WINNING	LAST 10	STRENGTH OF	OPP. STRENGTH	TEAM	ADJ.	CONF.	ADJ CONF.
Average RPI Loss:	88	RECORD	PCT. RANK	GAMES	SCHEDULE	OF SCHEDULE	RPI	RPI	RPI	RPI
DIV. I ONLY	5- 8	221	3-7	184	130	229	229	7	7	
DIV. I NON-CONF.	4- 7	227	0- 0	248	110	249	249	7	7	

TOTALS	RPI 1-25	RPI 26-50	W-L RECORDS	RPI 51-100	RPI 101-150	RPI 150+				
5- 8	0- 1	0- 1	OVERALL	0- 3	0- 2	5- 1				
2- 4	0- 0	0- 1	HOME	0- 2	0- 1	2- 0				
1- 3	0- 1	0- 0	AWAY	0- 1	0- 1	1- 0				
2- 1	0- 0	0- 0	NEUTRAL	0- 0	0- 0	2- 1				
4- 7	0- 1	0- 0	NON-CONFERENCE	0- 3	0- 2	4- 1				
1- 3	0- 0	0- 0	HOME	0- 2	0- 1	1- 0				
1- 3	0- 1	0- 0	AWAY	0- 1	0- 1	1- 0				
2- 1	0- 0	0- 0	NEUTRAL	0- 0	0- 0	2- 1				
1- 1	0- 0	0- 1	CONFERENCE	0- 0	0- 0	1- 0				
1- 1	0- 0	0- 1	HOME	0- 0	0- 0	1- 0				
0- 0	0- 0	0- 0	AWAY	0- 0	0- 0	0- 0				
0- 0	0- 0	0- 0	NEUTRAL	0- 0	0- 0	0- 0				

RPI 1-25				RPI 26-50				RPI 51-100				RPI 101+ Team's RPI: 229			
RPI	S	Opponent	Score	RPI	S	Opponent	Score	RPI	S	Opponent	Score	RPI	S	Opponent	Score
4	A	Stanford	62 96	47	H	BYU	59 67	51	H	Northern Colo.	63 68	104	A	Washington St.	61 91
								93	H	UC Davis	68 70	119	H	UT Arlington	73 80
								97	A	Idaho	63 70	185	H	San Diego	68 57
												190	N	North Dakota	97 100
												215	A	Sacramento St.	86 75
												287	H	San Jose St.	85 63
												301	N	Cal Poly	65 62
												316	N	North Dakota St.	75 42
LAST 12 Division I GAMES:															
47	H	BYU	59 67	93	H	UC Davis	68 70								
185	H	San Diego	68 57	215	A	Sacramento St.	86 75								
190	N	North Dakota	97 100	97	A	Idaho	63 70								
316	N	North Dakota St.	75 42	104	A	Washington St.	61 91								
301	N	Cal Poly	65 62	119	H	UT Arlington	73 80								
4	A	Stanford	62 96	51	H	Northern Colo.	63 68								

Non-Div I Games:

San Francisco

Average RPI Win:	313	WON-LOST	WINNING	LAST 10	STRENGTH OF	OPP. STRENGTH	TEAM	ADJ.	CONF.	ADJ CONF.
Average RPI Loss:	136	RECORD	PCT. RANK	GAMES	SCHEDULE	OF SCHEDULE	RPI	RPI	RPI	RPI
DIV. I ONLY	1- 9	324	1-9	106	244	287	287	10	10	
DIV. I NON-CONF.	1- 9	326	0- 1	104	239	289	289	10	10	

TOTALS	RPI 1-25	RPI 26-50	W-L RECORDS	RPI 51-100	RPI 101-150	RPI 150+				
1- 9	0- 0	0- 0	OVERALL	0- 3	0- 2	1- 4				
1- 3	0- 0	0- 0	HOME	0- 1	0- 1	1- 1				
0- 6	0- 0	0- 0	AWAY	0- 2	0- 1	0- 3				
0- 0	0- 0	0- 0	NEUTRAL	0- 0	0- 0	0- 0				
1- 9	0- 0	0- 0	NON-CONFERENCE	0- 3	0- 2	1- 4				
1- 3	0- 0	0- 0	HOME	0- 1	0- 1	1- 1				
0- 6	0- 0	0- 0	AWAY	0- 2	0- 1	0- 3				
0- 0	0- 0	0- 0	NEUTRAL	0- 0	0- 0	0- 0				
0- 0	0- 0	0- 0	CONFERENCE	0- 0	0- 0	0- 0				
0- 0	0- 0	0- 0	HOME	0- 0	0- 0	0- 0				
0- 0	0- 0	0- 0	AWAY	0- 0	0- 0	0- 0				
0- 0	0- 0	0- 0	NEUTRAL	0- 0	0- 0	0- 0				

RPI 1-25				RPI 26-50				RPI 51-100				RPI 101+ Team's RPI : 287					
RPI	S	Opponent	Score	RPI	S	Opponent	Score	RPI	S	Opponent	Score	RPI	S	Opponent	Score		
								52	A	Col orado	64	76	135	A	CSUN	40	76
								63	A	Nebraska	63	96	136	H	UC Irvine	66	74
								68	H	Paci fi c	67	91	174	A	Portland St.	51	80
													184	H	Santa Clara	56	62
													185	A	San Diego	79	83
													229	A	San Franci sco	63	85
													313	H	CSU Bakersfi eld	82	72
LAST 12 Division I GAMES:																	
				185	A	San Diego	79	83	52	A	Col orado	64	76				
				135	A	CSUN	40	76	136	H	UC Irvine	66	74				
				184	H	Santa Clara	56	62	68	H	Paci fi c	67	91				
				63	A	Nebraska	63	96	313	H	CSU Bakersfi eld	82	72				
									174	A	Portland St.	51	80				
									229	A	San Franci sco	63	85				

Non-Div I Games: San Fran. St. 66 73

San Jose St.

Average RPI	Win: 241	WON-LOST RECORD	WINNING PCT. RANK	LAST 10 GAMES	STRENGTH OF SCHEDULE	OPP. STRENGTH OF SCHEDULE	TEAM RPI	ADJ. RPI	CONF. RPI	ADJ CONF. RPI
Average RPI	Loss: 101									
DIV. I ONLY	6- 6	164	4-6	166	174	184	184	7	7	
DIV. I NON-CONF.	6- 4	126	0- 0	207	165	148	148	7	7	

TOTALS	RPI 1-25	RPI 26-50	W-L RECORDS	RPI 51-100	RPI 101-150	RPI 150+				
6- 6	0- 0	0- 1	OVERALL	0- 2	0- 2	6- 1				
4- 3	0- 0	0- 1	HOME	0- 0	0- 1	4- 1				
2- 3	0- 0	0- 0	AWAY	0- 2	0- 1	2- 0				
0- 0	0- 0	0- 0	NEUTRAL	0- 0	0- 0	0- 0				
6- 4	0- 0	0- 0	NON-CONFERENCE	0- 2	0- 2	6- 0				
4- 1	0- 0	0- 0	HOME	0- 0	0- 1	4- 0				
2- 3	0- 0	0- 0	AWAY	0- 2	0- 1	2- 0				
0- 0	0- 0	0- 0	NEUTRAL	0- 0	0- 0	0- 0				
0- 2	0- 0	0- 1	CONFERENCE	0- 0	0- 0	0- 1				
0- 2	0- 0	0- 1	HOME	0- 0	0- 0	0- 1				
0- 0	0- 0	0- 0	AWAY	0- 0	0- 0	0- 0				
0- 0	0- 0	0- 0	NEUTRAL	0- 0	0- 0	0- 0				

RPI	S	Opponent	Score	RPI	S	Opponent	Score	RPI	S	Opponent	Score	RPI	S	Opponent	Score	Team's RPI: 184
47	H	BYU	44 54	54	A	Southern California	46 77	72	A	Oregon St.	31 82	113	A	Fresno St.	53 80	
												135	H	CSUN	38 53	
												151	H	Missouri St.	77 73	
												185	H	San Diego	49 57	
												210	H	San Diego St.	60 43	
												226	A	Cal St. Fullerton	64 60	
												228	H	Nevada	56 48	
												287	A	San Jose St.	62 56	
												341	H	Grand Canyon	75 55	

LAST 12 Division I GAMES:																
185	H	San Diego	49 57	135	H	CSUN	38 53	151	H	Missouri St.	77 73	226	A	Cal St. Fullerton	64 60	
47	H	BYU	44 54	54	A	Southern California	46 77	72	A	Oregon St.	31 82	210	H	San Diego St.	60 43	
341	H	Grand Canyon	75 55	228	H	Nevada	56 48									
287	A	San Jose St.	62 56													
113	A	Fresno St.	53 80													
72	A	Oregon St.	31 82													

Non-Div I Games: Sonoma St. 98 38

Santa Clara

Average RPI Win:	0	WON-LOST	WINNING	LAST 10	STRENGTH OF	OPP. STRENGTH	TEAM	ADJ.	CONF.	ADJ CONF.
Average RPI Loss:	178	RECORD	PCT. RANK	GAMES	SCHEDULE	OF SCHEDULE	RPI	RPI	RPI	RPI
DIV. I ONLY	0- 7	338	2-7	294	132	344	344	32	32	
DIV. I NON-CONF.	0- 7	336	0- 1	293	129	345	345	32	32	

TOTALS	RPI 1-25	RPI 26-50	W-L RECORDS	RPI 51-100	RPI 101-150	RPI 150+				
0- 7	0- 0	0- 2	OVERALL	0- 0	0- 0	0- 5				
0- 3	0- 0	0- 0	HOME	0- 0	0- 0	0- 3				
0- 4	0- 0	0- 2	AWAY	0- 0	0- 0	0- 2				
0- 0	0- 0	0- 0	NEUTRAL	0- 0	0- 0	0- 0				
0- 7	0- 0	0- 2	NON-CONFERENCE	0- 0	0- 0	0- 5				
0- 3	0- 0	0- 0	HOME	0- 0	0- 0	0- 3				
0- 4	0- 0	0- 2	AWAY	0- 0	0- 0	0- 2				
0- 0	0- 0	0- 0	NEUTRAL	0- 0	0- 0	0- 0				
0- 0	0- 0	0- 0	CONFERENCE	0- 0	0- 0	0- 0				
0- 0	0- 0	0- 0	HOME	0- 0	0- 0	0- 0				
0- 0	0- 0	0- 0	AWAY	0- 0	0- 0	0- 0				
0- 0	0- 0	0- 0	NEUTRAL	0- 0	0- 0	0- 0				

RPI 1-25				RPI 26-50				RPI 51-100				RPI 101+ Team's RPI: 344			
RPI	S	Opponent	Score	RPI	S	Opponent	Score	RPI	S	Opponent	Score	RPI	S	Opponent	Score
				33	A	South Dakota St.	49 97					202	H	Texas Southern	41 65
				49	A	DePaul	61 124					227	H	Ga. Southern	71 82
												232	H	Jacksonville	58 68
												245	A	Wichi ta St.	50 66
												258	A	Ole Miss	51 74

LAST 12 Division I GAMES:															
				245	A	Wichi ta St.	50 66	227	H	Ga. Southern	71 82				
				33	A	South Dakota St.	49 97								
				258	A	Ole Miss	51 74								
				202	H	Texas Southern	41 65								
				49	A	DePaul	61 124								
				232	H	Jacksonville	58 68								

Non-Div I Games: Carver 101 49 Wesleyan (GA) 155 26

Savannah St.

Average RPI Win:	0	WON-LOST	WINNING	LAST 10	STRENGTH OF	OPP. STRENGTH	TEAM	ADJ.	CONF.	ADJ CONF.
Average RPI Loss:	164	RECORD	PCT. RANK	GAMES	SCHEDULE	OF SCHEDULE	RPI	RPI	RPI	RPI
DIV. I ONLY	0- 13	338	0-10	108	290	317	317	30	30	
DIV. I NON-CONF.	0- 13	336	0- 1	107	291	317	317	30	30	

TOTALS	RPI 1-25	RPI 26-50	W-L RECORDS	RPI 51-100	RPI 101-150	RPI 150+				
0- 13	0- 0	0- 0	OVERALL	0- 4	0- 2	0- 7				
0- 5	0- 0	0- 0	HOME	0- 0	0- 1	0- 4				
0- 7	0- 0	0- 0	AWAY	0- 3	0- 1	0- 3				
0- 1	0- 0	0- 0	NEUTRAL	0- 1	0- 0	0- 0				
0- 13	0- 0	0- 0	NON-CONFERENCE	0- 4	0- 2	0- 7				
0- 5	0- 0	0- 0	HOME	0- 0	0- 1	0- 4				
0- 7	0- 0	0- 0	AWAY	0- 3	0- 1	0- 3				
0- 1	0- 0	0- 0	NEUTRAL	0- 1	0- 0	0- 0				
0- 0	0- 0	0- 0	CONFERENCE	0- 0	0- 0	0- 0				
0- 0	0- 0	0- 0	HOME	0- 0	0- 0	0- 0				
0- 0	0- 0	0- 0	AWAY	0- 0	0- 0	0- 0				
0- 0	0- 0	0- 0	NEUTRAL	0- 0	0- 0	0- 0				

RPI 1-25				RPI 26-50				RPI 51-100				RPI 101+ Team's RPI : 317					
RPI	S	Opponent	Score	RPI	S	Opponent	Score	RPI	S	Opponent	Score	RPI	S	Opponent	Score		
								55	A	Utah	62	89	118	H	Washington	58	69
								68	A	Pacific	61	75	136	A	UC Irvine	60	65
								84	N	Arizona	54	84	174	A	Portland St.	43	68
								93	A	UC Davis	59	76	175	H	Northern Ariz.	58	65
													197	H	Pepperdine	64	78
													226	H	Cal St. Fullerton	54	57
													228	A	Nevada	54	67
													281	A	Hawaii	51	67
													301	H	Cal Poly	50	60
LAST 12 Division I GAMES:																	
197	H	Pepperdine	64	78	136	A	UC Irvine	60	65	228	A	Nevada	54	67			
118	H	Washington	58	69	301	H	Cal Poly	50	60	93	A	UC Davis	59	76			
55	A	Utah	62	89	68	A	Pacific	61	75	175	H	Northern Ariz.	58	65			
174	A	Portland St.	43	68	84	N	Arizona	54	84								
281	A	Hawaii	51	67													
84	N	Arizona	54	84													

Non-Div I Games:

Seattle U

Average RPI	Win:	239	WON-LOST	WINNING	LAST 10	STRENGTH OF	OPP. STRENGTH	TEAM	ADJ.	CONF.	ADJ CONF.
Average RPI	Loss:	35	RECORD	PCT. RANK	GAMES	SCHEDULE	OF SCHEDULE	RPI	RPI	RPI	RPI
DIV. I ONLY		9- 3		60	7-3	199	137	89	89	4	4
DIV. I NON-CONF.		8- 3		72	0- 0	223	145	109	109	4	4
<hr/>											
TOTALS	RPI 1-25		RPI 26-50		W-L RECORDS	RPI 51-100		RPI 101-150		RPI 150+	
9- 3	0- 1		0- 1		OVERALL	2- 1		0- 0		7- 0	
7- 0	0- 0		0- 0		HOME	1- 0		0- 0		6- 0	
1- 2	0- 1		0- 1		AWAY	1- 0		0- 0		0- 0	
1- 1	0- 0		0- 0		NEUTRAL	0- 1		0- 0		1- 0	
8- 3	0- 1		0- 1		NON-CONFERENCE	1- 1		0- 0		7- 0	
6- 0	0- 0		0- 0		HOME	0- 0		0- 0		6- 0	
1- 2	0- 1		0- 1		AWAY	1- 0		0- 0		0- 0	
1- 1	0- 0		0- 0		NEUTRAL	0- 1		0- 0		1- 0	
1- 0	0- 0		0- 0		CONFERENCE	1- 0		0- 0		0- 0	
1- 0	0- 0		0- 0		HOME	1- 0		0- 0		0- 0	
0- 0	0- 0		0- 0		AWAY	0- 0		0- 0		0- 0	
0- 0	0- 0		0- 0		NEUTRAL	0- 0		0- 0		0- 0	

RPI 1-25				RPI 26-50				RPI 51-100				Team's RPI: 89	RPI 101+			
RPI	S	Opponent	Score	RPI	S	Opponent	Score	RPI	S	Opponent	Score		RPI	S	Opponent	Score
2	A	UConn	61 99	37	A	UCLA	62 78	66	N	Georgia Tech	73 84		251	H	Kennesaw St.	102 80
								78	H	St. John's (NY)	77 67		271	H	St. Francis Brooklyn	100 77
								96	A	Princeton	70 66		273	N	UNC Greensboro	71 64
													280	H	Saint Peter's	90 47
													283	H	UMass Lowell	90 57
													288	H	UTSA	84 53
													333	H	Wagner	95 40
<hr/>																
LAST 12 Division I GAMES:																
283	H	UMass Lowell	90 57	78	H	St. John's (NY)	77 67	273	N	UNC Greensboro	71 64					
271	H	St. Francis Brooklyn	100 77	66	N	Georgia Tech	73 84	2	A	UConn	61 99					
37	A	UCLA	62 78	280	H	Saint Peter's	90 47									
96	A	Princeton	70 66	333	H	Wagner	95 40									
288	H	UTSA	84 53													
251	H	Kennesaw St.	102 80													

Non-Div I Games:

Seton Hall

Siena

S
i
e
n
a

Si ena

Average RPI Win: 225 WON-LOST RECORD WINNING PCT. RANK LAST 10 GAMES STRENGTH OF SCHEDULE OPP. STRENGTH OF SCHEDULE TEAM RPI ADJ. RPI CONF. RPI ADJ CONF. RPI

DIV. I ONLY	9- 0	1	10-0	349	14	132	132	15	15
DIV. I NON-CONF.	9- 0	1	1- 0	349	14	131	131	16	16
TOTALS	RPI 1-25	RPI 26-50	W-L RECORDS	RPI 51-100	RPI 101-150	RPI 150+			
9- 0	0- 0	0- 0	OVERALL	1- 0	1- 0	7- 0			
3- 0	0- 0	0- 0	HOME	0- 0	0- 0	3- 0			
5- 0	0- 0	0- 0	AWAY	1- 0	1- 0	3- 0			
1- 0	0- 0	0- 0	NEUTRAL	0- 0	0- 0	1- 0			
9- 0	0- 0	0- 0	NON-CONFERENCE	1- 0	1- 0	7- 0			
3- 0	0- 0	0- 0	HOME	0- 0	0- 0	3- 0			
5- 0	0- 0	0- 0	AWAY	1- 0	1- 0	3- 0			
1- 0	0- 0	0- 0	NEUTRAL	0- 0	0- 0	1- 0			
0- 0	0- 0	0- 0	CONFERENCE	0- 0	0- 0	0- 0			
0- 0	0- 0	0- 0	HOME	0- 0	0- 0	0- 0			
0- 0	0- 0	0- 0	AWAY	0- 0	0- 0	0- 0			
0- 0	0- 0	0- 0	NEUTRAL	0- 0	0- 0	0- 0			

RPI S Opponent	RPI S Opponent	RPI S Opponent	RPI S Opponent	Team's RPI: 132
RPI 1-25	RPI 26-50	RPI 51-100	RPI 101+	Score
99 A Alabama		72 67	116 A Southern U.	53 49
			163 N New Mexico St.	68 67
			193 H Alabama St.	77 65
			252 H Southern Mi ss.	77 68
			272 H ETSU	81 74
			289 A Tennessee St.	78 56
			304 A Central Ark.	58 50
			335 A FIU	84 77
LAST 12 Division I GAMES:				
116 A Southern U.	53 49	335 A FIU	84 77	
304 A Central Ark.	58 50	163 N New Mexico St.	68 67	
252 H Southern Mi ss.	77 68	193 H Alabama St.	77 65	
		99 A Alabama	72 67	
		289 A Tennessee St.	78 56	
		272 H ETSU	81 74	

Non-Div I Games: Faulkner 97 40 Spring Hill 75 57

South Alabama

Average RPI Win:	165	WON-LOST	WINNING	LAST 10	STRENGTH OF	OPP. STRENGTH	TEAM	ADJ.	CONF.	ADJ CONF.
Average RPI Loss:	34	RECORD	PCT. RANK	GAMES	SCHEDULE	OF SCHEDULE	RPI	RPI	RPI	RPI
DIV. I ONLY	8- 4	91	6-4	73	32	64	64	6	6	
DIV. I NON-CONF.	8- 4	91	0- 1	75	35	62	62	6	6	

TOTALS	RPI 1-25	RPI 26-50	W-L RECORDS	RPI 51-100	RPI 101-150	RPI 150+				
8- 4	0- 2	0- 1	OVERALL	3- 1	0- 0	5- 0				
5- 2	0- 1	0- 1	HOME	2- 0	0- 0	3- 0				
2- 0	0- 0	0- 0	AWAY	1- 0	0- 0	1- 0				
1- 2	0- 1	0- 0	NEUTRAL	0- 1	0- 0	1- 0				
8- 4	0- 2	0- 1	NON-CONFERENCE	3- 1	0- 0	5- 0				
5- 2	0- 1	0- 1	HOME	2- 0	0- 0	3- 0				
2- 0	0- 0	0- 0	AWAY	1- 0	0- 0	1- 0				
1- 2	0- 1	0- 0	NEUTRAL	0- 1	0- 0	1- 0				
0- 0	0- 0	0- 0	CONFERENCE	0- 0	0- 0	0- 0				
0- 0	0- 0	0- 0	HOME	0- 0	0- 0	0- 0				
0- 0	0- 0	0- 0	AWAY	0- 0	0- 0	0- 0				
0- 0	0- 0	0- 0	NEUTRAL	0- 0	0- 0	0- 0				

RPI 1-25				RPI 26-50				RPI 51-100 Team's RPI: 64				RPI 101+			
RPI	S	Opponent	Score	RPI	S	Opponent	Score	RPI	S	Opponent	Score	RPI	S	Opponent	Score
10	N	Drake	85 90	42	H	Maryland	61 85	69	H	Dayton	65 55	160	H	Appalachian St.	80 50
13	H	Baylor	69 94					72	N	Oregon St.	68 70	193	A	Alabama St.	94 38
								73	A	Purdue	82 73	218	H	Temple	88 60
								95	H	Clemson	69 57	236	H	Furman	66 53
												272	N	ETSU	101 55
LAST 12 Division I GAMES:															
10	N	Drake	85 90	218	H	Temple	88 60								
72	N	Oregon St.	68 70	73	A	Purdue	82 73								
236	H	Furman	66 53	160	H	Appalachian St.	80 50								
42	H	Maryland	61 85	13	H	Baylor	69 94								
95	H	Clemson	69 57	69	H	Dayton	65 55								
193	A	Alabama St.	94 38	272	N	ETSU	101 55								

Non-Div I Games:

South Carolina

Average RPI Win:	307	WON-LOST	WINNING	LAST 10	STRENGTH OF	OPP. STRENGTH	TEAM	ADJ.	CONF.	ADJ CONF.
Average RPI Loss:	171	RECORD	PCT. RANK	GAMES	SCHEDULE	OF SCHEDULE	RPI	RPI	RPI	RPI
DIV. I ONLY	5- 7	202	6-4	312	277	278	278	32	32	
DIV. I NON-CONF.	5- 7	205	0- 0	311	276	280	280	32	32	

TOTALS	RPI 1-25	RPI 26-50	W-L RECORDS	RPI 51-100	RPI 101-150	RPI 150+				
5- 7	0- 0	0- 0	OVERALL	0- 3	0- 0	5- 4				
3- 1	0- 0	0- 0	HOME	0- 0	0- 0	3- 1				
2- 4	0- 0	0- 0	AWAY	0- 2	0- 0	2- 2				
0- 2	0- 0	0- 0	NEUTRAL	0- 1	0- 0	0- 1				
5- 7	0- 0	0- 0	NON-CONFERENCE	0- 3	0- 0	5- 4				
3- 1	0- 0	0- 0	HOME	0- 0	0- 0	3- 1				
2- 4	0- 0	0- 0	AWAY	0- 2	0- 0	2- 2				
0- 2	0- 0	0- 0	NEUTRAL	0- 1	0- 0	0- 1				
0- 0	0- 0	0- 0	CONFERENCE	0- 0	0- 0	0- 0				
0- 0	0- 0	0- 0	HOME	0- 0	0- 0	0- 0				
0- 0	0- 0	0- 0	AWAY	0- 0	0- 0	0- 0				
0- 0	0- 0	0- 0	NEUTRAL	0- 0	0- 0	0- 0				

RPI 1-25				RPI 26-50				RPI 51-100				RPI 101+ Team's RPI: 278			
RPI	S	Opponent	Score	RPI	S	Opponent	Score	RPI	S	Opponent	Score	RPI	S	Opponent	Score
								80	N	Wake Forest	44 58	159	A	Coastal Caro.	44 57
								83	A	Radford	31 61	191	N	East Carolina	63 71
								84	A	Ari zona	32 73	261	H	Winthrop	50 58
												264	H	UNLV	58 49
												303	A	Western Caro.	54 39
												305	A	Presbyteri an	57 48
												312	H	USC Upstate	71 66
												338	A	Col. of Charleston	51 75
												351	H	Charleston So.	67 58

LAST 12 Division I GAMES:															
303	A	Western Caro.	54 39	264	H	UNLV	58 49	261	H	Winthrop	50 58				
191	N	East Carolina	63 71	312	H	USC Upstate	71 66	84	A	Ari zona	32 73				
80	N	Wake Forest	44 58	305	A	Presbyteri an	57 48	351	H	Charleston So.	67 58				
159	A	Coastal Caro.	44 57												
338	A	Col. of Charleston	51 75												
83	A	Radford	31 61												

Non-Div I Games: Voorhees 88 61 UNKNOWN 67 51

South Carolina St.

Average RPI Win:	133	WON-LOST	WINNING	LAST 10	STRENGTH OF	OPP. STRENGTH	TEAM	ADJ.	CONF.	ADJ CONF.
Average RPI Loss:	11	RECORD	PCT. RANK	GAMES	SCHEDULE	OF SCHEDULE	RPI	RPI	RPI	RPI
DIV. I ONLY	11- 2	30	9-1	101	6	15	15	18	18	
DIV. I NON-CONF.	10- 2	37	0- 0	67	4	10	10	17	17	

TOTALS	RPI 1-25	RPI 26-50	W-L RECORDS	RPI 51-100	RPI 101-150	RPI 150+				
11- 2	1- 2	2- 0	OVERALL	2- 0	2- 0	4- 0				
3- 0	1- 0	1- 0	HOME	0- 0	0- 0	1- 0				
5- 1	0- 1	1- 0	AWAY	2- 0	0- 0	2- 0				
3- 1	0- 1	0- 0	NEUTRAL	0- 0	2- 0	1- 0				
10- 2	1- 2	2- 0	NON-CONFERENCE	2- 0	2- 0	3- 0				
3- 0	1- 0	1- 0	HOME	0- 0	0- 0	1- 0				
4- 1	0- 1	1- 0	AWAY	2- 0	0- 0	1- 0				
3- 1	0- 1	0- 0	NEUTRAL	0- 0	2- 0	1- 0				
1- 0	0- 0	0- 0	CONFERENCE	0- 0	0- 0	1- 0				
0- 0	0- 0	0- 0	HOME	0- 0	0- 0	0- 0				
1- 0	0- 0	0- 0	AWAY	0- 0	0- 0	1- 0				
0- 0	0- 0	0- 0	NEUTRAL	0- 0	0- 0	0- 0				

RPI	S	Opponent	Score	RPI	S	Opponent	Score	RPI	S	Opponent	Score	RPI	S	Opponent	Score
6	H	Iowa St.	64 59	29	H	Green Bay	55 49	60	A	Creighton	77 65	115	N	Loyola Marymount	67 40
10	A	Drake	64 76	50	A	Missouri	74 61	81	A	Montana	64 41	122	N	Grambling	67 53
12	N	Indiana	60 68									151	A	Missouri St.	85 74
												245	N	Wichita St.	73 64
												292	H	Incarnate Word	96 43
												316	A	North Dakota St.	67 41

LAST 12 Division I GAMES:															
316	A	North Dakota St.	67 41	122	N	Grambling	67 53	50	A	Missouri	74 61	151	A	Missouri St.	85 74
12	N	Indiana	60 68	29	H	Green Bay	55 49	6	H	Iowa St.	64 59	292	H	Incarnate Word	96 43
115	N	Loyola Marymount	67 40	50	A	Missouri	74 61	81	A	Montana	64 41				
245	N	Wichita St.	73 64	60	A	Creighton	77 65								
10	A	Drake	64 76												
292	H	Incarnate Word	96 43												

Non-Div I Games: Bellevue 79 40 St. Mary (NE) 112 52

South Dakota

Average RPI	Win: 123	WON-LOST	WINNING	LAST 10	STRENGTH OF	OPP. STRENGTH	TEAM	ADJ.	CONF.	ADJ CONF.
Average RPI	Loss: 25	RECORD	PCT. RANK	GAMES	SCHEDULE	OF SCHEDULE	RPI	RPI	RPI	RPI
DIV. I ONLY	9- 5	103	6-4	37	11	33	33	18	18	
DIV. I NON-CONF.	8- 5	120	0- 0	29	13	27	27	17	17	

TOTALS	RPI 1-25	RPI 26-50	W-L RECORDS	RPI 51-100	RPI 101-150	RPI 150+				
9- 5	1- 3	2- 1	OVERALL	1- 1	3- 0	2- 0				
5- 1	1- 1	1- 0	HOME	1- 0	1- 0	1- 0				
4- 2	0- 1	1- 1	AWAY	0- 0	2- 0	1- 0				
0- 2	0- 1	0- 0	NEUTRAL	0- 1	0- 0	0- 0				
8- 5	1- 3	2- 1	NON-CONFERENCE	1- 1	3- 0	1- 0				
5- 1	1- 1	1- 0	HOME	1- 0	1- 0	1- 0				
3- 2	0- 1	1- 1	AWAY	0- 0	2- 0	0- 0				
0- 2	0- 1	0- 0	NEUTRAL	0- 1	0- 0	0- 0				
1- 0	0- 0	0- 0	CONFERENCE	0- 0	0- 0	1- 0				
0- 0	0- 0	0- 0	HOME	0- 0	0- 0	0- 0				
1- 0	0- 0	0- 0	AWAY	0- 0	0- 0	1- 0				
0- 0	0- 0	0- 0	NEUTRAL	0- 0	0- 0	0- 0				

RPI 1-25				RPI 26-50				RPI 51-100				RPI 101+			
RPI	S	Opponent	Score	RPI	S	Opponent	Score	RPI	S	Opponent	Score	RPI	S	Opponent	Score
3	H	Oregon	79 87	29	H	Green Bay	77 47	58	N	Buffalo	55 61	121	A	Chattanooga	71 54
10	H	Drake	80 71	34	A	Wyoming	70 77	60	H	Creighton	74 48	127	H	FGCU	80 62
13	N	Baylor	66 72	44	A	Central Mich.	80 71					129	A	Montana St.	88 67
16	A	Marquette	52 91									247	A	Western Ill.	93 84
												344	H	Savannah St.	97 49

LAST 12 Division I GAMES:															
247	A	Western Ill.	93 84	344	H	Savannah St.	97 49								
34	A	Wyoming	70 77	3	H	Oregon	79 87								
129	A	Montana St.	88 67	10	H	Drake	80 71								
13	N	Baylor	66 72	121	A	Chattanooga	71 54								
60	H	Creighton	74 48	29	H	Green Bay	77 47								
44	A	Central Mich.	80 71	58	N	Buffalo	55 61								

Non-Div I Games:

South Dakota St.

Average RPI	Win:	199	WON-LOST	WINNING	LAST 10	STRENGTH OF	OPP. STRENGTH	TEAM	ADJ.	CONF.	ADJ CONF.
Average RPI	Loss:	64	RECORD	PCT. RANK	GAMES	SCHEDULE	OF SCHEDULE	RPI	RPI	RPI	RPI
DIV. I ONLY		9- 5		103	5-5	233	25	145	145	8	8
DIV. I NON-CONF.		9- 5		105	0- 1	229	24	144	144	8	8

TOTALS	RPI 1-25		RPI 26-50		W-L RECORDS	RPI 51-100		RPI 101-150		RPI 150+	
9- 5	0- 1		1- 1		OVERALL	0- 2		3- 1		5- 0	
7- 0	0- 0		0- 0		HOME	0- 0		2- 0		5- 0	
1- 1	0- 0		0- 0		AWAY	0- 1		1- 0		0- 0	
1- 4	0- 1		1- 1		NEUTRAL	0- 1		0- 1		0- 0	
9- 5	0- 1		1- 1		NON-CONFERENCE	0- 2		3- 1		5- 0	
7- 0	0- 0		0- 0		HOME	0- 0		2- 0		5- 0	
1- 1	0- 0		0- 0		AWAY	0- 1		1- 0		0- 0	
1- 4	0- 1		1- 1		NEUTRAL	0- 1		0- 1		0- 0	
0- 0	0- 0		0- 0		CONFERENCE	0- 0		0- 0		0- 0	
0- 0	0- 0		0- 0		HOME	0- 0		0- 0		0- 0	
0- 0	0- 0		0- 0		AWAY	0- 0		0- 0		0- 0	
0- 0	0- 0		0- 0		NEUTRAL	0- 0		0- 0		0- 0	

RPI 1-25				RPI 26-50				RPI 51-100				RPI 101+ Team's RPI: 145			
RPI	S	Opponent	Score	RPI	S	Opponent	Score	RPI	S	Opponent	Score	RPI	S	Opponent	Score
23	N	Kentucky	63 85	37	N	UCLA	60 56	59	A	LSU	49 78	122	H	Grambling	67 50
				45	N	North Carolina	69 71	60	N	Creighton	76 83	133	N	Virginia	67 74
												141	H	Oklahoma	87 70
												144	A	Ohio St.	71 47
												221	H	George Washington	63 30
												225	H	Bethune-Cookman	88 39
												290	H	Vermont	102 55
												300	H	Albany (NY)	74 37
												315	H	New Hampshire	79 36

LAST 12 Division I GAMES:															
59	A	LSU	49 78	290	H	Vermont	102 55	133	N	Virginia	67 74	122	H	Grambling	67 50
60	N	Creighton	76 83	221	H	George Washington	63 30	60	N	Creighton	76 83	221	H	George Washington	63 30
23	N	Kentucky	63 85	315	H	New Hampshire	79 36	23	N	Kentucky	63 85	315	H	New Hampshire	79 36
141	H	Oklahoma	87 70	37	N	UCLA	60 56	141	H	Oklahoma	87 70	37	N	UCLA	60 56
225	H	Bethune-Cookman	88 39	45	N	North Carolina	69 71	225	H	Bethune-Cookman	88 39	45	N	North Carolina	69 71

Non-Div I Games:

South Fla.

Average RPI Win:	310	WON-LOST	WINNING	LAST 10	STRENGTH OF	OPP. STRENGTH	TEAM	ADJ.	CONF.	ADJ CONF.
Average RPI Loss:	150	RECORD	PCT. RANK	GAMES	SCHEDULE	OF SCHEDULE	RPI	RPI	RPI	RPI
DIV. I ONLY	3- 6	243	5-5	138	345	217	217	20	20	
DIV. I NON-CONF.	3- 6	241	0- 0	138	344	217	217	20	20	

TOTALS	RPI 1-25	RPI 26-50	W-L RECORDS	RPI 51-100	RPI 101-150	RPI 150+				
3- 6	0- 1	0- 0	OVERALL	0- 0	0- 2	3- 3				
1- 1	0- 0	0- 0	HOME	0- 0	0- 0	1- 1				
2- 4	0- 1	0- 0	AWAY	0- 0	0- 2	2- 1				
0- 1	0- 0	0- 0	NEUTRAL	0- 0	0- 0	0- 1				
3- 6	0- 1	0- 0	NON-CONFERENCE	0- 0	0- 2	3- 3				
1- 1	0- 0	0- 0	HOME	0- 0	0- 0	1- 1				
2- 4	0- 1	0- 0	AWAY	0- 0	0- 2	2- 1				
0- 1	0- 0	0- 0	NEUTRAL	0- 0	0- 0	0- 1				
0- 0	0- 0	0- 0	CONFERENCE	0- 0	0- 0	0- 0				
0- 0	0- 0	0- 0	HOME	0- 0	0- 0	0- 0				
0- 0	0- 0	0- 0	AWAY	0- 0	0- 0	0- 0				
0- 0	0- 0	0- 0	NEUTRAL	0- 0	0- 0	0- 0				

RPI 1-25				RPI 26-50				RPI 51-100				RPI 101+ Team's RPI: 217			
RPI	S	Opponent	Score	RPI	S	Opponent	Score	RPI	S	Opponent	Score	RPI	S	Opponent	Score
19	A	Mississippi St.	53 88									117	A	Southern Ill.	40 60
												137	A	Bradley	79 85
												156	N	North Ala.	67 80
												172	H	Indiana St.	51 62
												247	H	Western Ill.	81 71
												298	A	Memphis	57 69
												334	A	NJIT	68 58
												348	A	Evansville	54 50
LAST 12 Division I GAMES:															
298	A	Memphis	57 69	334	A	NJIT	68 58	156	N	North Ala.	67 80	247	H	Western Ill.	81 71
348	A	Evansville	54 50	117	A	Southern Ill.	40 60	137	A	Bradley	79 85	19	A	Mississippi St.	53 88
172	H	Indiana St.	51 62												

Non-Div I Games: Ill.-Springfield 82 46 Harris-Stowe 80 65

Southeast Mo. St.

Average RPI Win:	304	WON-LOST	WINNING	LAST 10	STRENGTH OF	OPP. STRENGTH	TEAM	ADJ.	CONF.	ADJ CONF.
Average RPI Loss:	164	RECORD	PCT. RANK	GAMES	SCHEDULE	OF SCHEDULE	RPI	RPI	RPI	RPI
DIV. I ONLY	4- 5	191	5-5	254	320	211	211	22	22	
DIV. I NON-CONF.	4- 5	189	0- 1	253	317	212	212	22	22	

TOTALS	RPI 1-25	RPI 26-50	W-L RECORDS	RPI 51-100	RPI 101-150	RPI 150+				
4- 5	0- 0	0- 0	OVERALL	0- 2	0- 0	4- 3				
1- 1	0- 0	0- 0	HOME	0- 0	0- 0	1- 1				
3- 4	0- 0	0- 0	AWAY	0- 2	0- 0	3- 2				
0- 0	0- 0	0- 0	NEUTRAL	0- 0	0- 0	0- 0				
4- 5	0- 0	0- 0	NON-CONFERENCE	0- 2	0- 0	4- 3				
1- 1	0- 0	0- 0	HOME	0- 0	0- 0	1- 1				
3- 4	0- 0	0- 0	AWAY	0- 2	0- 0	3- 2				
0- 0	0- 0	0- 0	NEUTRAL	0- 0	0- 0	0- 0				
0- 0	0- 0	0- 0	CONFERENCE	0- 0	0- 0	0- 0				
0- 0	0- 0	0- 0	HOME	0- 0	0- 0	0- 0				
0- 0	0- 0	0- 0	AWAY	0- 0	0- 0	0- 0				
0- 0	0- 0	0- 0	NEUTRAL	0- 0	0- 0	0- 0				

RPI 1-25				RPI 26-50				RPI 51-100				RPI 101+ Team's RPI: 211			
RPI	S	Opponent	Score	RPI	S	Opponent	Score	RPI	S	Opponent	Score	RPI	S	Opponent	Score
								59	A	LSU	52 72	164	A	Louisiana Tech	53 72
								99	A	Alabama	40 88	246	A	Alabama A&M	48 51
												250	A	SMU	63 62
												252	H	Southern Miss.	52 59
												296	A	Jackson St.	50 45
												318	H	La. -Monroe	49 42
												350	A	Alcorn	77 59

LAST 12 Division I GAMES:															
				59	A	LSU	52 72	250	A	SMU	63 62				
				252	H	Southern Miss.	52 59	350	A	Alcorn	77 59				
				318	H	La. -Monroe	49 42	99	A	Alabama	40 88				
				246	A	Alabama A&M	48 51								
				164	A	Louisiana Tech	53 72								
				296	A	Jackson St.	50 45								

Non-Div I Games: Mobile 70 57 Xavier (LA) 47 59

Southeastern La.

Average RPI	Win:	189	WON-LOST	WINNING	LAST 10	STRENGTH OF	OPP. STRENGTH	TEAM	ADJ.	CONF.	ADJ CONF.
Average RPI	Loss:	39	RECORD	PCT. RANK	GAMES	SCHEDULE	OF SCHEDULE	RPI	RPI	RPI	RPI
DIV. I ONLY	10- 2	35	8-2	193	71	54	54	2	2		
DIV. I NON-CONF.	10- 1	19	0- 0	206	101	38	38	2	2		

TOTALS	RPI 1-25	RPI 26-50	W-L RECORDS	RPI 51-100	RPI 101-150	RPI 150+					
10- 2	0- 0	0- 2	OVERALL	0- 0	4- 0	6- 0					
5- 1	0- 0	0- 1	HOME	0- 0	2- 0	3- 0					
4- 1	0- 0	0- 1	AWAY	0- 0	1- 0	3- 0					
1- 0	0- 0	0- 0	NEUTRAL	0- 0	1- 0	0- 0					
10- 1	0- 0	0- 1	NON-CONFERENCE	0- 0	4- 0	6- 0					
5- 0	0- 0	0- 0	HOME	0- 0	2- 0	3- 0					
4- 1	0- 0	0- 1	AWAY	0- 0	1- 0	3- 0					
1- 0	0- 0	0- 0	NEUTRAL	0- 0	1- 0	0- 0					
0- 1	0- 0	0- 1	CONFERENCE	0- 0	0- 0	0- 0					
0- 1	0- 0	0- 1	HOME	0- 0	0- 0	0- 0					
0- 0	0- 0	0- 0	AWAY	0- 0	0- 0	0- 0					
0- 0	0- 0	0- 0	NEUTRAL	0- 0	0- 0	0- 0					

RPI	S	Opponent	Score	RPI	S	Opponent	Score	RPI	S	Opponent	Score	RPI	S	Opponent	Score
37	H	UCLA	65 72	41	A	Texas A&M	51 71					113	H	Fresno St.	62 61
												119	A	UT Arlington	73 61
												135	H	CSUN	58 42
												147	N	Utah St.	55 46
												177	H	UC Riverside	73 55
												184	H	Santa Clara	77 46
												228	A	Nevada	72 51
												234	A	Long Beach St.	86 50
												264	A	UNLV	86 72
												293	H	UC Santa Barbara	82 39

LAST 12 Division I GAMES:															
135	H	CSUN	58 42	37	H	UCLA	65 72	119	A	UT Arlington	73 61	41	A	Texas A&M	51 71
264	A	UNLV	86 72	234	A	Long Beach St.	86 50	293	H	UC Santa Barbara	82 39	177	H	UC Riverside	73 55
113	H	Fresno St.	62 61												
228	A	Nevada	72 51												
147	N	Utah St.	55 46												
184	H	Santa Clara	77 46												

Non-Div I Games:

Southern California

Average RPI Win:	183	WON-LOST	WINNING	LAST 10	STRENGTH OF	OPP. STRENGTH	TEAM	ADJ.	CONF.	ADJ CONF.
Average RPI Loss:	121	RECORD	PCT. RANK	GAMES	SCHEDULE	OF SCHEDULE	RPI	RPI	RPI	RPI
DIV. I ONLY	7- 4	108	7-3	197	91	117	117	14	14	
DIV. I NON-CONF.	7- 4	109	1- 0	189	88	118	118	14	14	

TOTALS	RPI 1-25	RPI 26-50	W-L RECORDS	RPI 51-100	RPI 101-150	RPI 150+				
7- 4	0- 1	0- 0	OVERALL	1- 1	2- 0	4- 2				
5- 0	0- 0	0- 0	HOME	1- 0	1- 0	3- 0				
1- 3	0- 0	0- 0	AWAY	0- 1	0- 0	1- 2				
1- 1	0- 1	0- 0	NEUTRAL	0- 0	1- 0	0- 0				
7- 4	0- 1	0- 0	NON-CONFERENCE	1- 1	2- 0	4- 2				
5- 0	0- 0	0- 0	HOME	1- 0	1- 0	3- 0				
1- 3	0- 0	0- 0	AWAY	0- 1	0- 0	1- 2				
1- 1	0- 1	0- 0	NEUTRAL	0- 0	1- 0	0- 0				
0- 0	0- 0	0- 0	CONFERENCE	0- 0	0- 0	0- 0				
0- 0	0- 0	0- 0	HOME	0- 0	0- 0	0- 0				
0- 0	0- 0	0- 0	AWAY	0- 0	0- 0	0- 0				
0- 0	0- 0	0- 0	NEUTRAL	0- 0	0- 0	0- 0				

RPI 1-25				RPI 26-50				RPI 51-100				RPI 101+				Team's RPI: 117
RPI	S	Opponent	Score	RPI	S	Opponent	Score	RPI	S	Opponent	Score	RPI	S	Opponent	Score	
22	N	Arizona St.	38 82					90	H	Northern Ill.	82 73	105	H	IUPUI	78 73	
								100	A	UT Martin	94 95	112	N	Hartford	72 50	
												157	A	Western Ky.	76 83	
												194	H	Eastern Ill.	73 59	
												206	A	Saint Louis	58 62	
												217	H	Southeast Mo. St.	60 40	
												253	A	Murray St.	65 59	
												309	H	Marshall	58 49	
LAST 12 Division I GAMES:																
				90	H	Northern Ill.	82 73	105	H	IUPUI	78 73					
				206	A	Saint Louis	58 62	253	A	Murray St.	65 59					
				22	N	Arizona St.	38 82	194	H	Eastern Ill.	73 59					
				112	N	Hartford	72 50	217	H	Southeast Mo. St.	60 40					
				157	A	Western Ky.	76 83	100	A	UT Martin	94 95					
				309	H	Marshall	58 49									

Non-Div I Games:

Southern Ill.

Average RPI Win:	249	WON-LOST	WINNING	LAST 10	STRENGTH OF	OPP. STRENGTH	TEAM	ADJ.	CONF.	ADJ CONF.
Average RPI Loss:	97	RECORD	PCT. RANK	GAMES	SCHEDULE	OF SCHEDULE	RPI	RPI	RPI	RPI
DIV. I ONLY	6- 5	142	6-4	296	151	252	252	19	19	
DIV. I NON-CONF.	6- 5	145	0- 1	295	150	250	250	19	19	

TOTALS	RPI 1-25	RPI 26-50	W-L RECORDS	RPI 51-100	RPI 101-150	RPI 150+				
6- 5	0- 1	0- 0	OVERALL	0- 1	1- 2	5- 1				
5- 3	0- 1	0- 0	HOME	0- 0	1- 1	4- 1				
1- 2	0- 0	0- 0	AWAY	0- 1	0- 1	1- 0				
0- 0	0- 0	0- 0	NEUTRAL	0- 0	0- 0	0- 0				
6- 5	0- 1	0- 0	NON-CONFERENCE	0- 1	1- 2	5- 1				
5- 3	0- 1	0- 0	HOME	0- 0	1- 1	4- 1				
1- 2	0- 0	0- 0	AWAY	0- 1	0- 1	1- 0				
0- 0	0- 0	0- 0	NEUTRAL	0- 0	0- 0	0- 0				
0- 0	0- 0	0- 0	CONFERENCE	0- 0	0- 0	0- 0				
0- 0	0- 0	0- 0	HOME	0- 0	0- 0	0- 0				
0- 0	0- 0	0- 0	AWAY	0- 0	0- 0	0- 0				
0- 0	0- 0	0- 0	NEUTRAL	0- 0	0- 0	0- 0				

RPI 1-25				RPI 26-50				RPI 51-100				RPI 101+ Team's RPI: 252			
RPI	S	Opponent	Score	RPI	S	Opponent	Score	RPI	S	Opponent	Score	RPI	S	Opponent	Score
19	H	Mississippi St.	42 86					65	A	Tulane	54 71	107	H	Houston	44 61
												122	H	Grambling	68 47
												132	A	South Alabama	68 77
												162	H	Sam Houston St.	61 65
												211	A	Southeastern La.	59 52
												214	H	Samford	76 40
												276	H	Mississippi Val.	67 60
												321	H	Northwestern St.	69 54
												350	H	Alcorn	66 47

LAST 12 Division I GAMES:															
				65	A	Tulane	54 71					107	H	Houston	44 61
				321	H	Northwestern St.	69 54					211	A	Southeastern La.	59 52
				162	H	Sam Houston St.	61 65					19	H	Mississippi St.	42 86
				276	H	Mississippi Val.	67 60					350	H	Alcorn	66 47
				214	H	Samford	76 40					122	H	Grambling	68 47
				132	A	South Alabama	68 77								

Non-Div I Games: William Carey 74 48 Blue Mountain (MS) 84 38

Southern Miss.

Average RPI	Win:	0	WON-LOST	WINNING	LAST 10	STRENGTH OF	OPP. STRENGTH	TEAM	ADJ.	CONF.	ADJ CONF.
Average RPI	Loss:	75	RECORD	PCT. RANK	GAMES	SCHEDULE	OF SCHEDULE	RPI	RPI	RPI	RPI
DIV. I ONLY		0- 7		338	2-8	1	299	116	116	24	24
DIV. I NON-CONF.		0- 7		336	0- 0	1	299	116	116	24	24
<hr/>											
TOTALS	RPI 1-25		RPI 26-50		W-L RECORDS	RPI 51-100		RPI 101-150		RPI 150+	
0- 7	0- 3		0- 0		OVERALL	0- 1		0- 2		0- 1	
0- 1	0- 0		0- 0		HOME	0- 0		0- 1		0- 0	
0- 6	0- 3		0- 0		AWAY	0- 1		0- 1		0- 1	
0- 0	0- 0		0- 0		NEUTRAL	0- 0		0- 0		0- 0	
0- 7	0- 3		0- 0		NON-CONFERENCE	0- 1		0- 2		0- 1	
0- 1	0- 0		0- 0		HOME	0- 0		0- 1		0- 0	
0- 6	0- 3		0- 0		AWAY	0- 1		0- 1		0- 1	
0- 0	0- 0		0- 0		NEUTRAL	0- 0		0- 0		0- 0	
0- 0	0- 0		0- 0		CONFERENCE	0- 0		0- 0		0- 0	
0- 0	0- 0		0- 0		HOME	0- 0		0- 0		0- 0	
0- 0	0- 0		0- 0		AWAY	0- 0		0- 0		0- 0	
0- 0	0- 0		0- 0		NEUTRAL	0- 0		0- 0		0- 0	

RPI 1-25				RPI 26-50				RPI 51-100				RPI 101+ Team's RPI: 116			
RPI	S	Opponent	Score	RPI	S	Opponent	Score	RPI	S	Opponent	Score	RPI	S	Opponent	Score
13	A	Baylor	49 94					67	A	Michigan	35 76	109	A	TCU	40 69
22	A	Arizona St.	47 69									132	H	South Alabama	49 53
23	A	Kentucky	41 91									158	A	Texas Tech	58 76
<hr/>															
LAST 12 Division I GAMES:															
13	A	Baylor	49 94	67	A	Michigan	35 76	158	A	Texas Tech	58 76				
23	A	Kentucky	41 91					109	A	TCU	40 69				
								22	A	Arizona St.	47 69				
								132	H	South Alabama	49 53				

Non-Div I Games: Dillard 61 63 Louisiana Col. 77 53 Wiley 89 58 Millsaps 71 36 Southern U.

Average RPI Win:	171	WON-LOST	WINNING	LAST 10	STRENGTH OF	OPP. STRENGTH	TEAM	ADJ.	CONF.	ADJ CONF.
Average RPI Loss:	125	RECORD	PCT. RANK	GAMES	SCHEDULE	OF SCHEDULE	RPI	RPI	RPI	RPI
DIV. I ONLY	3- 8	264	2-8	74	220	216	216	11	11	
DIV. I NON-CONF.	3- 6	241	0- 1	61	261	199	199	11	11	

TOTALS	RPI 1-25	RPI 26-50	W-L RECORDS	RPI 51-100	RPI 101-150	RPI 150+				
3- 8	0- 0	1- 0	OVERALL	0- 3	0- 3	2- 2				
3- 1	0- 0	1- 0	HOME	0- 0	0- 0	2- 1				
0- 7	0- 0	0- 0	AWAY	0- 3	0- 3	0- 1				
0- 0	0- 0	0- 0	NEUTRAL	0- 0	0- 0	0- 0				
3- 6	0- 0	1- 0	NON-CONFERENCE	0- 2	0- 2	2- 2				
3- 1	0- 0	1- 0	HOME	0- 0	0- 0	2- 1				
0- 5	0- 0	0- 0	AWAY	0- 2	0- 2	0- 1				
0- 0	0- 0	0- 0	NEUTRAL	0- 0	0- 0	0- 0				
0- 2	0- 0	0- 0	CONFERENCE	0- 1	0- 1	0- 0				
0- 0	0- 0	0- 0	HOME	0- 0	0- 0	0- 0				
0- 2	0- 0	0- 0	AWAY	0- 1	0- 1	0- 0				
0- 0	0- 0	0- 0	NEUTRAL	0- 0	0- 0	0- 0				

RPI 1-25				RPI 26-50				RPI 51-100				RPI 101+				Team's RPI: 216	
RPI	S	Opponent	Score	RPI	S	Opponent	Score	RPI	S	Opponent	Score	RPI	S	Opponent	Score		
				47	H	BYU	67 64	76	A	Boise St.	53 88	120	A	Oral Roberts	59 64		
								81	A	Montana	57 79	129	A	Montana St.	64 69		
								93	A	UC Davis	45 68	136	A	UC Irvine	58 75		
												177	A	UC Riverside	50 56		
												185	H	San Diego	69 59		
												189	H	Denver	70 71		
												282	H	Utah Valley	60 59		
LAST 12 Division I GAMES:																	
				177	A	UC Riverside	50 56	189	H	Denver	70 71						
				81	A	Montana	57 79	282	H	Utah Valley	60 59						
				129	A	Montana St.	64 69	120	A	Oral Roberts	59 64						
				76	A	Boise St.	53 88	47	H	BYU	67 64						
				185	H	San Diego	69 59	93	A	UC Davis	45 68						
								136	A	UC Irvine	58 75						

Non-Div I Games:

Southern Utah

Average RPI	Win:	297	WON-LOST	WINNING	LAST 10	STRENGTH OF	OPP. STRENGTH	TEAM	ADJ.	CONF.	ADJ CONF.
Average RPI	Loss:	140	RECORD	PCT. RANK	GAMES	SCHEDULE	OF SCHEDULE	RPI	RPI	RPI	RPI
DIV. I ONLY		3- 10		278	1-9	90	326	248	248	16	16
DIV. I NON-CONF.		3- 10		277	0- 1	91	324	244	244	18	18

TOTALS	RPI 1-25		RPI 26-50		W-L RECORDS	RPI 51-100		RPI 101-150		RPI 150+	
3- 10	0- 0		0- 1		OVERALL	0- 2		0- 2		3- 5	
2- 3	0- 0		0- 1		HOME	0- 0		0- 0		2- 2	
1- 6	0- 0		0- 0		AWAY	0- 1		0- 2		1- 3	
0- 1	0- 0		0- 0		NEUTRAL	0- 1		0- 0		0- 0	
3- 10	0- 0		0- 1		NON-CONFERENCE	0- 2		0- 2		3- 5	
2- 3	0- 0		0- 1		HOME	0- 0		0- 0		2- 2	
1- 6	0- 0		0- 0		AWAY	0- 1		0- 2		1- 3	
0- 1	0- 0		0- 0		NEUTRAL	0- 1		0- 0		0- 0	
0- 0	0- 0		0- 0		CONFERENCE	0- 0		0- 0		0- 0	
0- 0	0- 0		0- 0		HOME	0- 0		0- 0		0- 0	
0- 0	0- 0		0- 0		AWAY	0- 0		0- 0		0- 0	
0- 0	0- 0		0- 0		NEUTRAL	0- 0		0- 0		0- 0	

RPI 1-25				RPI 26-50				RPI 51-100				RPI 101+				Team's RPI: 248
RPI	S	Opponent	Score	RPI	S	Opponent	Score	RPI	S	Opponent	Score	RPI	S	Opponent	Score	
				43	H	Bucknel I	46 77	58	A	Buffal o	43 90	103	A	Penn St.	65 80	
								61	N	Ohio	53 70	149	A	Georgi a	40 67	
												152	H	Kent St.	64 76	
												189	A	Denver	62 76	
												205	A	Cornel I	44 58	
												207	A	Akron	58 67	
												237	H	Hofstra	59 67	
												268	A	Ni agara	76 48	
												294	H	Si ena	74 58	
												329	H	Can i si us	100 94	

LAST 12 Division I GAMES:																
205	A	Cornel I	44 58	207	A	Akron	58 67									
58	A	Buffal o	43 90	43	H	Bucknel I	46 77									
152	H	Kent St.	64 76	189	A	Denver	62 76									
103	A	Penn St.	65 80	61	N	Ohio	53 70									
294	H	Si ena	74 58	237	H	Hofstra	59 67									
149	A	Georgi a	40 67	329	H	Can i si us	100 94									

Non-Div I Games:

St. Bonaventure

Average RPI Win: 288

Average RPI Loss: 201

WON-LOST
RECORDWINNING
PCT. RANKLAST 10
GAMESSTRENGTH OF
SCHEDULEOPP. STRENGTH
OF SCHEDULETEAM
RPIADJ.
RPICONF.
RPIADJ CONF.
RPIDIV. I ONLY
DIV. I NON-CONF.5- 6
5- 6181
1764-6
0- 1306
306315
313271
272271
27231
3131
31

TOTALS

RPI 1-25

RPI 26-50

W-L RECORDS

RPI 51-100

RPI 101-150

RPI 150+

5- 6
2- 2
2- 3
1- 10- 0
0- 0
0- 0
0- 00- 0
0- 0
0- 0
0- 0OVERALL
HOME
AWAY
NEUTRAL0- 3
0- 1
0- 2
0- 00- 0
0- 0
0- 0
0- 05- 3
2- 1
2- 1
1- 15- 6
2- 2
2- 3
1- 10- 0
0- 0
0- 0
0- 00- 0
0- 0
0- 0
0- 0NON-CONFERENCE
HOME
AWAY
NEUTRAL0- 3
0- 1
0- 2
0- 00- 0
0- 0
0- 0
0- 05- 3
2- 1
2- 1
1- 10- 0
0- 0
0- 0
0- 00- 0
0- 0
0- 0
0- 00- 0
0- 0
0- 0
0- 0CONFERENCE
HOME
AWAY
NEUTRAL0- 0
0- 0
0- 0
0- 00- 0
0- 0
0- 0
0- 00- 0
0- 0
0- 0
0- 0

RPI 1-25

RPI S Opponent Score

RPI 26-50

RPI S Opponent Score

RPI 51-100

RPI S Opponent Score

RPI 101+

Team's RPI: 271

RPI S Opponent Score

89 A Seton Hall 77 100
96 H Princeton 64 83
98 A Stony Brook 67 74208 A Morehead St. 101 94
280 H Saint Peter's 74 70
284 A Loyola Maryland 75 70
300 H Albany (NY) 60 67
306 N Valparaiso 76 78
319 A Army West Point 57 69
331 N Chicago St. 110 73
336 H Manhattan 73 65

LAST 12 Division I GAMES:

98 A Stony Brook	67	74	319 A Army West Point	57	69
96 H Princeton	64	83	89 A Seton Hall	77	100
300 H Albany (NY)	60	67	208 A Morehead St.	101	94
280 H Saint Peter's	74	70	306 N Valparaiso	76	78
284 A Loyola Maryland	75	70	331 N Chicago St.	110	73
			336 H Manhattan	73	65

Non-Div I Games: Mercy

102 51

St. Francis Brooklyn

Average RPI	Win:	234	WON-LOST	WINNING	LAST 10	STRENGTH OF	OPP. STRENGTH	TEAM	ADJ.	CONF.	ADJ CONF.
Average RPI	Loss:	59	RECORD	PCT. RANK	GAMES	SCHEDULE	OF SCHEDULE	RPI	RPI	RPI	RPI
DIV. I ONLY		7- 5		128	5-5	97	138	78	78	4	4
DIV. I NON-CONF.		7- 4		109	0- 0	116	127	72	72	4	4

TOTALS	RPI 1-25		RPI 26-50		W-L RECORDS	RPI 51-100		RPI 101-150		RPI 150+	
7- 5	0- 2		0- 0		OVERALL	1- 2		1- 1		5- 0	
2- 1	0- 1		0- 0		HOME	0- 0		1- 0		1- 0	
3- 3	0- 0		0- 0		AWAY	0- 2		0- 1		3- 0	
2- 1	0- 1		0- 0		NEUTRAL	1- 0		0- 0		1- 0	
7- 4	0- 2		0- 0		NON-CONFERENCE	1- 1		1- 1		5- 0	
2- 1	0- 1		0- 0		HOME	0- 0		1- 0		1- 0	
3- 2	0- 0		0- 0		AWAY	0- 1		0- 1		3- 0	
2- 1	0- 1		0- 0		NEUTRAL	1- 0		0- 0		1- 0	
0- 1	0- 0		0- 0		CONFERENCE	0- 1		0- 0		0- 0	
0- 0	0- 0		0- 0		HOME	0- 0		0- 0		0- 0	
0- 1	0- 0		0- 0		AWAY	0- 1		0- 0		0- 0	
0- 0	0- 0		0- 0		NEUTRAL	0- 0		0- 0		0- 0	

RPI 1-25				RPI 26-50				RPI 51-100				RPI 101+			
RPI	S	Opponent	Score	RPI	S	Opponent	Score	RPI	S	Opponent	Score	RPI	S	Opponent	Score
2	N	UConn	55 65					73	N	Purdue	68 62	102	A	James Madison	51 64
20	H	Florida St.	53 57					80	A	Wake Forest	59 64	125	H	Yale	56 52
								89	A	Seton Hall	67 77	254	A	Iona	61 35
												258	N	Ole Miss	64 59
												269	A	La Salle	83 57
												319	A	Army West Point	60 49
												340	H	Delaware St.	82 44

LAST 12 Division I GAMES:															
89	A	Seton Hall	67 77	340	H	Delaware St.	82 44	258	N	Ole Miss	64 59	2	N	UConn	55 65
102	A	James Madison	51 64	73	N	Purdue	68 62	73	N	Purdue	68 62				
269	A	La Salle	83 57	80	A	Wake Forest	59 64	319	A	Army West Point	60 49				
20	H	Florida St.	53 57	89	A	Seton Hall	67 77	254	A	Iona	61 35				
125	H	Yale	56 52												
80	A	Wake Forest	59 64												

Non-Div I Games:

St. John's (NY)

Average RPI	Win:	124	WON-LOST	WINNING	LAST 10	STRENGTH OF	OPP. STRENGTH	TEAM	ADJ.	CONF.	ADJ CONF.
Average RPI	Loss:	9	RECORD	PCT. RANK	GAMES	SCHEDULE	OF SCHEDULE	RPI	RPI	RPI	RPI
DIV. I ONLY		10- 1		22	9-1	19	99	4	4	2	2
DIV. I NON-CONF.		10- 1		19	1- 0	21	96	4	4	2	2

TOTALS	RPI 1-25		RPI 26-50		W-L RECORDS	RPI 51-100		RPI 101-150		RPI 150+	
10- 1	2- 1		0- 0		OVERALL	3- 0		2- 0		3- 0	
5- 0	1- 0		0- 0		HOME	2- 0		1- 0		1- 0	
3- 1	1- 1		0- 0		AWAY	1- 0		0- 0		1- 0	
2- 0	0- 0		0- 0		NEUTRAL	0- 0		1- 0		1- 0	
10- 1	2- 1		0- 0		NON-CONFERENCE	3- 0		2- 0		3- 0	
5- 0	1- 0		0- 0		HOME	2- 0		1- 0		1- 0	
3- 1	1- 1		0- 0		AWAY	1- 0		0- 0		1- 0	
2- 0	0- 0		0- 0		NEUTRAL	0- 0		1- 0		1- 0	
0- 0	0- 0		0- 0		CONFERENCE	0- 0		0- 0		0- 0	
0- 0	0- 0		0- 0		HOME	0- 0		0- 0		0- 0	
0- 0	0- 0		0- 0		AWAY	0- 0		0- 0		0- 0	
0- 0	0- 0		0- 0		NEUTRAL	0- 0		0- 0		0- 0	

RPI	S	Opponent	Score	RPI	S	Opponent	Score	RPI	S	Opponent	Score	RPI	S	Opponent	Score
9	A	Gonzaga	73 79					58	A	Buffalo	62 55	127	N	FGCU	88 65
13	H	Baylor	68 63					93	H	UC Davis	71 43	135	H	CSUN	69 43
25	A	Tennessee	95 85					97	H	Idaho	115 71	182	N	American	71 49
												229	H	San Francisco	96 62
												281	A	Hawaii	81 59

LAST 12 Division I GAMES:															
135	H	CSUN	69 43	182	N	American	71 49								
58	A	Buffalo	62 55	127	N	FGCU	88 65								
25	A	Tennessee	95 85	229	H	San Francisco	96 62								
13	H	Baylor	68 63	97	H	Idaho	115 71								
9	A	Gonzaga	73 79	93	H	UC Davis	71 43								
281	A	Hawaii	81 59												

Non-Div I Games:

Stanford

Average RPI Win:	278	WON-LOST	WINNING	LAST 10	STRENGTH OF	OPP. STRENGTH	TEAM	ADJ.	CONF.	ADJ CONF.
Average RPI Loss:	100	RECORD	PCT. RANK	GAMES	SCHEDULE	OF SCHEDULE	RPI	RPI	RPI	RPI
DIV. I ONLY	3- 9	270	4-6	79	188	239	239	28	28	
DIV. I NON-CONF.	3- 9	269	0- 1	80	186	238	238	28	28	

TOTALS	RPI 1-25	RPI 26-50	W-L RECORDS	RPI 51-100	RPI 101-150	RPI 150+				
3- 9	0- 2	0- 0	OVERALL	0- 5	0- 0	3- 2				
3- 2	0- 1	0- 0	HOME	0- 1	0- 0	3- 0				
0- 4	0- 1	0- 0	AWAY	0- 2	0- 0	0- 1				
0- 3	0- 0	0- 0	NEUTRAL	0- 2	0- 0	0- 1				
3- 9	0- 2	0- 0	NON-CONFERENCE	0- 5	0- 0	3- 2				
3- 2	0- 1	0- 0	HOME	0- 1	0- 0	3- 0				
0- 4	0- 1	0- 0	AWAY	0- 2	0- 0	0- 1				
0- 3	0- 0	0- 0	NEUTRAL	0- 2	0- 0	0- 1				
0- 0	0- 0	0- 0	CONFERENCE	0- 0	0- 0	0- 0				
0- 0	0- 0	0- 0	HOME	0- 0	0- 0	0- 0				
0- 0	0- 0	0- 0	AWAY	0- 0	0- 0	0- 0				
0- 0	0- 0	0- 0	NEUTRAL	0- 0	0- 0	0- 0				

RPI 1-25				RPI 26-50				RPI 51-100				RPI 101+ Team's RPI: 239			
RPI	S	Opponent	Score	RPI	S	Opponent	Score	RPI	S	Opponent	Score	RPI	S	Opponent	Score
18	H	UCF	55 78					77	A	Texas	46 65	181	A	Tulsa	54 55
25	A	Tennessee	55 65					85	N	Wright St.	44 57	190	H	North Dakota	74 63
								88	H	Penn	53 75	237	N	Hofstra	50 53
								94	N	Marist	69 76	316	H	North Dakota St.	60 59
								99	A	Alabama	47 59	327	H	Florida A&M	69 44
LAST 12 Division I GAMES:															
316	H	North Dakota St.	60 59	88	H	Penn	53 75								
327	H	Florida A&M	69 44	237	N	Hofstra	50 53								
190	H	North Dakota	74 63	85	N	Wright St.	44 57								
77	A	Texas	46 65	94	N	Marist	69 76								
25	A	Tennessee	55 65	18	H	UCF	55 78								
99	A	Alabama	47 59	181	A	Tulsa	54 55								

Non-Div I Games: Webber Int'l 80 52

Stetson

Average RPI Win:	254	WON-LOST	WINNING	LAST 10	STRENGTH OF	OPP. STRENGTH	TEAM	ADJ.	CONF.	ADJ CONF.
Average RPI Loss:	53	RECORD	PCT. RANK	GAMES	SCHEDULE	OF SCHEDULE	RPI	RPI	RPI	RPI
DIV. I ONLY	10- 2	35	9-1	293	209	98	98	25	25	
DIV. I NON-CONF.	10- 2	37	1- 0	291	206	98	98	25	25	

TOTALS	RPI 1-25	RPI 26-50	W-L RECORDS	RPI 51-100	RPI 101-150	RPI 150+				
10- 2	0- 1	0- 0	OVERALL	0- 1	1- 0	9- 0				
6- 0	0- 0	0- 0	HOME	0- 0	0- 0	6- 0				
4- 2	0- 1	0- 0	AWAY	0- 1	1- 0	3- 0				
0- 0	0- 0	0- 0	NEUTRAL	0- 0	0- 0	0- 0				
10- 2	0- 1	0- 0	NON-CONFERENCE	0- 1	1- 0	9- 0				
6- 0	0- 0	0- 0	HOME	0- 0	0- 0	6- 0				
4- 2	0- 1	0- 0	AWAY	0- 1	1- 0	3- 0				
0- 0	0- 0	0- 0	NEUTRAL	0- 0	0- 0	0- 0				
0- 0	0- 0	0- 0	CONFERENCE	0- 0	0- 0	0- 0				
0- 0	0- 0	0- 0	HOME	0- 0	0- 0	0- 0				
0- 0	0- 0	0- 0	AWAY	0- 0	0- 0	0- 0				
0- 0	0- 0	0- 0	NEUTRAL	0- 0	0- 0	0- 0				

RPI 1-25				RPI 26-50				RPI 51-100 Team's RPI: 98				RPI 101+			
RPI	S	Opponent	Score	RPI	S	Opponent	Score	RPI	S	Opponent	Score	RPI	S	Opponent	Score
24	A	Rutgers	47 61					82	A	Toledo	48 80	103	A	Penn St.	81 70
												205	H	Cornell	63 61
												224	A	Sacred Heart	73 58
												227	H	Ga. Southern	72 43
												237	H	Hofstra	77 49
												254	A	Iona	53 51
												271	H	St. Francis Brooklyn	74 67
												333	H	Wagner	70 45
												336	A	Manhattan	79 48
												347	H	Fairleigh Dickinson	63 49

LAST 12 Division I GAMES:															
				82	A	Toledo	48 80	271	H	St. Francis Brooklyn	74 67				
				333	H	Wagner	70 45	103	A	Penn St.	81 70				
				254	A	Iona	53 51	227	H	Ga. Southern	72 43				
				347	H	Fairleigh Dickinson	63 49	336	A	Manhattan	79 48				
				224	A	Sacred Heart	73 58	237	H	Hofstra	77 49				
				205	H	Cornell	63 61	24	A	Rutgers	47 61				

Non-Div I Games: SUNY New Paltz 87 50

Stony Brook

Average RPI	Win: 116	WON-LOST	WINNING	LAST 10	STRENGTH OF	OPP. STRENGTH	TEAM	ADJ.	CONF.	ADJ CONF.
Average RPI	Loss: 17	RECORD	PCT. RANK	GAMES	SCHEDULE	OF SCHEDULE	RPI	RPI	RPI	RPI
DIV. I ONLY	11- 2	30	9-1	14	95	5	5	1	1	
DIV. I NON-CONF.	11- 2	33	1- 0	15	94	5	5	1	1	

TOTALS	RPI 1-25	RPI 26-50	W-L RECORDS	RPI 51-100	RPI 101-150	RPI 150+				
11- 2	1- 1	3- 1	OVERALL	2- 0	1- 0	4- 0				
6- 0	0- 0	2- 0	HOME	0- 0	0- 0	4- 0				
0- 2	0- 1	0- 1	AWAY	0- 0	0- 0	0- 0				
5- 0	1- 0	1- 0	NEUTRAL	2- 0	1- 0	0- 0				
11- 2	1- 1	3- 1	NON-CONFERENCE	2- 0	1- 0	4- 0				
6- 0	0- 0	2- 0	HOME	0- 0	0- 0	4- 0				
0- 2	0- 1	0- 1	AWAY	0- 0	0- 0	0- 0				
5- 0	1- 0	1- 0	NEUTRAL	2- 0	1- 0	0- 0				
0- 0	0- 0	0- 0	CONFERENCE	0- 0	0- 0	0- 0				
0- 0	0- 0	0- 0	HOME	0- 0	0- 0	0- 0				
0- 0	0- 0	0- 0	AWAY	0- 0	0- 0	0- 0				
0- 0	0- 0	0- 0	NEUTRAL	0- 0	0- 0	0- 0				

RPI	S	Opponent	Score	RPI	S	Opponent	Score	RPI	S	Opponent	Score	RPI	S	Opponent	Score
3	A	Oregon	73 75	30	A	Minnesota	68 72	69	N	Kansas St.	70 61	126	N	Duquesne	87 71
18	N	UCF	57 52	41	H	Texas A&M	75 65	96	N	Princeton	92 61	153	H	Towson	98 55
				43	H	Bucknell I	70 56					190	H	North Dakota	85 49
				49	N	DePaul	83 81					223	H	UMES	96 51
												268	H	Niagara	94 45

LAST 12 Division I GAMES:															
126	N	Duquesne	87 71	18	N	UCF	57 52	96	N	Princeton	92 61	69	N	Kansas St.	70 61
268	H	Niagara	94 45	41	H	Texas A&M	75 65	43	H	Bucknell I	70 56	30	A	Minnesota	68 72
223	H	UMES	96 51	49	N	DePaul	83 81	3	A	Oregon	73 75				

Non-Div I Games:

Syracuse

Average RPI Win:	220	WON-LOST	WINNING	LAST 10	STRENGTH OF	OPP. STRENGTH	TEAM	ADJ.	CONF.	ADJ CONF.
Average RPI Loss:	47	RECORD	PCT. RANK	GAMES	SCHEDULE	OF SCHEDULE	RPI	RPI	RPI	RPI
DIV. I ONLY	10- 1	22	9-1	325	82	109	109	5	5	
DIV. I NON-CONF.	10- 1	19	1- 0	324	80	108	108	5	5	

TOTALS	RPI 1-25	RPI 26-50	W-L RECORDS	RPI 51-100	RPI 101-150	RPI 150+				
10- 1	0- 0	0- 1	OVERALL	0- 0	3- 0	7- 0				
8- 0	0- 0	0- 0	HOME	0- 0	3- 0	5- 0				
2- 0	0- 0	0- 0	AWAY	0- 0	0- 0	2- 0				
0- 1	0- 0	0- 1	NEUTRAL	0- 0	0- 0	0- 0				
10- 1	0- 0	0- 1	NON-CONFERENCE	0- 0	3- 0	7- 0				
8- 0	0- 0	0- 0	HOME	0- 0	3- 0	5- 0				
2- 0	0- 0	0- 0	AWAY	0- 0	0- 0	2- 0				
0- 1	0- 0	0- 1	NEUTRAL	0- 0	0- 0	0- 0				
0- 0	0- 0	0- 0	CONFERENCE	0- 0	0- 0	0- 0				
0- 0	0- 0	0- 0	HOME	0- 0	0- 0	0- 0				
0- 0	0- 0	0- 0	AWAY	0- 0	0- 0	0- 0				
0- 0	0- 0	0- 0	NEUTRAL	0- 0	0- 0	0- 0				

RPI	S	Opponent	Score	RPI	S	Opponent	Score	RPI	S	Opponent	Score	RPI	S	Opponent	Score
47	N	BYU	58 61									116	H	Southern U.	69 40
												126	H	Duquesne	61 48
												129	H	Montana St.	71 49
												162	H	Sam Houston St.	72 59
												210	A	San Diego St.	81 64
												250	H	SMU	65 63
												258	A	Ole Miss	55 50
												276	H	Mississippi Val.	96 47
												319	H	Army West Point	63 38
												350	H	Alcorn	88 31
LAST 12 Division I GAMES:															
162	H	Sam Houston St.	72 59	350	H	Alcorn	88 31								
116	H	Southern U.	69 40	47	N	BYU	58 61								
129	H	Montana St.	71 49	250	H	SMU	65 63								
319	H	Army West Point	63 38	276	H	Mississippi Val.	96 47								
258	A	Ole Miss	55 50	126	H	Duquesne	61 48								
210	A	San Diego St.	81 64												

Non-Div I Games:

TCU

Average RPI Win:	287	WON-LOST	WINNING	LAST 10	STRENGTH OF	OPP. STRENGTH	TEAM	ADJ.	CONF.	ADJ CONF.
Average RPI Loss:	88	RECORD	PCT. RANK	GAMES	SCHEDULE	OF SCHEDULE	RPI	RPI	RPI	RPI

DIV. I ONLY	4- 7	229	3-7	239	60	218	218	8	8
DIV. I NON-CONF.	4- 7	227	1- 0	235	57	218	218	8	8
TOTALS	RPI 1-25	RPI 26-50	W-L RECORDS	RPI 51-100	RPI 101-150	RPI 150+			
4- 7	0- 0	0- 3	OVERALL	0- 3	0- 0	4- 1			
3- 0	0- 0	0- 0	HOME	0- 0	0- 0	3- 0			
1- 6	0- 0	0- 3	AWAY	0- 2	0- 0	1- 1			
0- 1	0- 0	0- 0	NEUTRAL	0- 1	0- 0	0- 0			
4- 7	0- 0	0- 3	NON-CONFERENCE	0- 3	0- 0	4- 1			
3- 0	0- 0	0- 0	HOME	0- 0	0- 0	3- 0			
1- 6	0- 0	0- 3	AWAY	0- 2	0- 0	1- 1			
0- 1	0- 0	0- 0	NEUTRAL	0- 1	0- 0	0- 0			
0- 0	0- 0	0- 0	CONFERENCE	0- 0	0- 0	0- 0			
0- 0	0- 0	0- 0	HOME	0- 0	0- 0	0- 0			
0- 0	0- 0	0- 0	AWAY	0- 0	0- 0	0- 0			
0- 0	0- 0	0- 0	NEUTRAL	0- 0	0- 0	0- 0			

RPI 1-25	RPI 26-50	RPI 51-100	RPI 101+	Team's RPI: 218
RPI S Opponent Score	RPI S Opponent Score	RPI S Opponent Score	RPI S Opponent Score	
28 A Villanova 68 76	64 A South Carolina 60 88	254 H Iona 59 39	258 A Ole Miss 55 62	
38 A Miami (FL) 61 73	83 N Radford 50 56	269 H La Salle 75 47	285 A Saint Joseph's 58 52	
49 A DePaul 88 102	94 A Marist 68 74	340 H Delaware St. 75 61		
LAST 12 Division I GAMES:				
28 A Villanova 68 76	269 H La Salle 75 47			
254 H Iona 59 39	64 A South Carolina 60 88			
49 A DePaul 88 102	258 A Ole Miss 55 62			
38 A Miami (FL) 61 73	285 A Saint Joseph's 58 52			
83 N Radford 50 56	340 H Delaware St. 75 61			
94 A Marist 68 74				

Non-Div I Games:

Temple

Average RPI Win:	187	WON-LOST	WINNING	LAST 10	STRENGTH OF	OPP. STRENGTH	TEAM	ADJ.	CONF.	ADJ CONF.
Average RPI Loss:	4	RECORD	PCT. RANK	GAMES	SCHEDULE	OF SCHEDULE	RPI	RPI	RPI	RPI
DIV. I ONLY	11- 1	17	9-1	107	136	25	25	6	6	
DIV. I NON-CONF.	11- 1	14	1- 0	105	132	22	22	6	6	

TOTALS	RPI 1-25	RPI 26-50	W-L RECORDS	RPI 51-100	RPI 101-150	RPI 150+				
11- 1	0- 1	1- 0	OVERALL	2- 0	2- 0	6- 0				
7- 1	0- 1	1- 0	HOME	0- 0	0- 0	6- 0				
2- 0	0- 0	0- 0	AWAY	1- 0	1- 0	0- 0				
2- 0	0- 0	0- 0	NEUTRAL	1- 0	1- 0	0- 0				
11- 1	0- 1	1- 0	NON-CONFERENCE	2- 0	2- 0	6- 0				
7- 1	0- 1	1- 0	HOME	0- 0	0- 0	6- 0				
2- 0	0- 0	0- 0	AWAY	1- 0	1- 0	0- 0				
2- 0	0- 0	0- 0	NEUTRAL	1- 0	1- 0	0- 0				
0- 0	0- 0	0- 0	CONFERENCE	0- 0	0- 0	0- 0				
0- 0	0- 0	0- 0	HOME	0- 0	0- 0	0- 0				
0- 0	0- 0	0- 0	AWAY	0- 0	0- 0	0- 0				
0- 0	0- 0	0- 0	NEUTRAL	0- 0	0- 0	0- 0				

RPI	S	Opponent	Score	RPI	S	Opponent	Score	RPI	S	Opponent	Score	RPI	S	Opponent	Score
4	H	Stanford	85 95	46	H	Belmont	84 76	77	A	Texas	88 82	101	A	Oklahoma St.	76 63
								95	N	Clemson	78 66	143	N	UAB	73 69
												200	H	UNC Asheville	73 46
												239	H	Stetson	65 55
												253	H	Murray St.	98 77
												272	H	ETSU	80 61
												305	H	Presbyterian	97 49
												327	H	Florida A&M	96 31

LAST 12 Division I GAMES:															
272	H	ETSU	80 61	143	N	UAB	73 69								
4	H	Stanford	85 95	46	H	Belmont	84 76								
77	A	Texas	88 82	253	H	Murray St.	98 77								
239	H	Stetson	65 55	327	H	Florida A&M	96 31								
101	A	Oklahoma St.	76 63	200	H	UNC Asheville	73 46								
95	N	Clemson	78 66	305	H	Presbyterian	97 49								

Non-Div I Games:

Tennessee

Average RPI Win:	0	WON-LOST	WINNING	LAST 10	STRENGTH OF	OPP. STRENGTH	TEAM	ADJ.	CONF.	ADJ CONF.
Average RPI Loss:	159	RECORD	PCT. RANK	GAMES	SCHEDULE	OF SCHEDULE	RPI	RPI	RPI	RPI
DIV. I ONLY	0- 12	338	0-10	57	266	289	289	20	20	
DIV. I NON-CONF.	0- 12	336	0- 1	57	263	291	291	20	20	

TOTALS	RPI 1-25	RPI 26-50	W-L RECORDS	RPI 51-100	RPI 101-150	RPI 150+				
0- 12	0- 1	0- 1	OVERALL	0- 2	0- 2	0- 6				
0- 1	0- 0	0- 0	HOME	0- 0	0- 1	0- 0				
0- 8	0- 1	0- 1	AWAY	0- 0	0- 0	0- 6				
0- 3	0- 0	0- 0	NEUTRAL	0- 2	0- 1	0- 0				
0- 12	0- 1	0- 1	NON-CONFERENCE	0- 2	0- 2	0- 6				
0- 1	0- 0	0- 0	HOME	0- 0	0- 1	0- 0				
0- 8	0- 1	0- 1	AWAY	0- 0	0- 0	0- 6				
0- 3	0- 0	0- 0	NEUTRAL	0- 2	0- 1	0- 0				
0- 0	0- 0	0- 0	CONFERENCE	0- 0	0- 0	0- 0				
0- 0	0- 0	0- 0	HOME	0- 0	0- 0	0- 0				
0- 0	0- 0	0- 0	AWAY	0- 0	0- 0	0- 0				
0- 0	0- 0	0- 0	NEUTRAL	0- 0	0- 0	0- 0				

RPI 1-25				RPI 26-50				RPI 51-100				RPI 101+				Team's RPI: 289
RPI	S	Opponent	Score	RPI	S	Opponent	Score	RPI	S	Opponent	Score	RPI	S	Opponent	Score	
8	A	Louisville	52 107	49	A	DePaul	73 95	53	N	Arkansas	55 79	130	N	Wisconsin	53 58	
								91	N	Pittsburgh	56 78	132	H	South Alabama	56 78	
												155	A	Troy	67 92	
												179	A	Vanderbilt	63 89	
												235	A	Ball St.	51 90	
												246	A	Alabama A&M	57 67	
												309	A	Marshall	59 80	
												320	A	Lipscomb	62 64	

LAST 12 Division I GAMES:																
8	A	Louisville	52 107	235	A	Ball St.	51 90									
132	H	South Alabama	56 78	49	A	DePaul	73 95									
91	N	Pittsburgh	56 78	309	A	Marshall	59 80									
130	N	Wisconsin	53 58	155	A	Troy	67 92									
53	N	Arkansas	55 79	246	A	Alabama A&M	57 67									
179	A	Vanderbilt	63 89	320	A	Lipscomb	62 64									

Non-Div I Games:

Tennessee St.

Average RPI Win: 247

Average RPI Loss: 66

WON-LOST
RECORDWINNING
PCT. RANKLAST 10
GAMESSTRENGTH OF
SCHEDULEOPP. STRENGTH
OF SCHEDULETEAM
RPIADJ.
RPICONF.
RPIADJ CONF.
RPIDIV. I ONLY
DIV. I NON-CONF.6- 3
6- 391
917-3
0- 0207
198205
201108
106108
10620
2020
20

TOTALS

RPI 1-25

RPI 26-50

W-L RECORDS

RPI 51-100

RPI 101-150

RPI 150+

6- 3
3- 0
3- 2
0- 10- 0
0- 0
0- 0
0- 00- 1
0- 0
0- 0
0- 1OVERALL
HOME
AWAY
NEUTRAL1- 1
1- 0
0- 1
0- 00- 1
0- 0
0- 1
0- 05- 0
2- 0
3- 0
0- 06- 3
3- 0
3- 2
0- 10- 0
0- 0
0- 0
0- 00- 1
0- 0
0- 0
0- 1NON-CONFERENCE
HOME
AWAY
NEUTRAL1- 1
1- 0
0- 1
0- 00- 1
0- 0
0- 1
0- 05- 0
2- 0
3- 0
0- 00- 0
0- 0
0- 0
0- 00- 0
0- 0
0- 0
0- 00- 0
0- 0
0- 0
0- 0CONFERENCE
HOME
AWAY
NEUTRAL0- 0
0- 0
0- 0
0- 00- 0
0- 0
0- 0
0- 00- 0
0- 0
0- 0
0- 0

RPI 1-25

RPI 26-50

RPI 51-100

RPI 101+

Team's RPI: 108

RPI S Opponent Score

RPI S Opponent Score

36 N Old Domini on 73 80

RPI S Opponent Score

53 A Arkansas 42 65

62 H Middle Tenn. 68 64

RPI S Opponent Score

110 A Xavier 60 70

200 H UNC Asheville 60 53

245 A Wichi ta St. 55 45

303 H Western Caro. 77 58

320 A Li pscomb 67 52

351 A Charl eston So. 77 55

LAST 12 Division I GAMES:

245 A Wichi ta St. 55 45

36 N Old Domini on 73 80

351 A Charl eston So. 77 55

303 H Western Caro. 77 58

62 H Mi ddl e Tenn. 68 64

110 A Xavier 60 70

320 A Li pscomb 67 52

200 H UNC Asheville 60 53

53 A Arkansas 42 65

T
e
n
n
e
s
s
e
e
T
e
c
hT
e
n
n
e
s
s
e
e
T
e
c
h

Non-Div I Games:

Tenn. Wesleyan

100 58

Cumberland (TN)

88 55

Tennessee Tech

Average RPI	Win:	208	WON-LOST	WINNING	LAST 10	STRENGTH OF	OPP. STRENGTH	TEAM	ADJ.	CONF.	ADJ CONF.
Average RPI	Loss:	22	RECORD	PCT. RANK	GAMES	SCHEDULE	OF SCHEDULE	RPI	RPI	RPI	RPI
DIV. I ONLY		10- 2		35	8-2	174	115	77	77	5	5
DIV. I NON-CONF.		10- 2		37	2- 0	174	117	75	75	5	5

TOTALS	RPI 1-25		RPI 26-50		W-L RECORDS	RPI 51-100		RPI 101-150		RPI 150+	
10- 2	0- 2		0- 0		OVERALL	2- 0		2- 0		6- 0	
5- 2	0- 2		0- 0		HOME	0- 0		1- 0		4- 0	
2- 0	0- 0		0- 0		AWAY	0- 0		0- 0		2- 0	
3- 0	0- 0		0- 0		NEUTRAL	2- 0		1- 0		0- 0	
10- 2	0- 2		0- 0		NON-CONFERENCE	2- 0		2- 0		6- 0	
5- 2	0- 2		0- 0		HOME	0- 0		1- 0		4- 0	
2- 0	0- 0		0- 0		AWAY	0- 0		0- 0		2- 0	
3- 0	0- 0		0- 0		NEUTRAL	2- 0		1- 0		0- 0	
0- 0	0- 0		0- 0		CONFERENCE	0- 0		0- 0		0- 0	
0- 0	0- 0		0- 0		HOME	0- 0		0- 0		0- 0	
0- 0	0- 0		0- 0		AWAY	0- 0		0- 0		0- 0	
0- 0	0- 0		0- 0		NEUTRAL	0- 0		0- 0		0- 0	

RPI 1-25				RPI 26-50				RPI 51-100				RPI 101+			
RPI	S	Opponent	Score	RPI	S	Opponent	Score	RPI	S	Opponent	Score	RPI	S	Opponent	Score
19	H	Mississippi St.	49 67					67	N	Michigan	69 52	114	N	Fordham	72 54
25	H	Tennessee	82 88					71	N	Quinnipiac	56 55	126	H	Duquesne	78 41
												239	H	Stetson	65 46
												259	A	North Texas	64 54
												274	A	UTRGV	81 66
												288	H	UTSA	98 54
												321	H	Northwestern St.	104 66
												323	H	McNeese	96 40

LAST 12 Division I GAMES:															
19	H	Mississippi St.	49 67	114	N	Fordham	72 54	67	N	Michigan	69 52	321	H	Northwestern St.	104 66
288	H	UTSA	98 54	71	N	Quinnipiac	56 55	274	A	UTRGV	81 66	239	H	Stetson	65 46
71	N	Quinnipiac	56 55	259	A	North Texas	64 54	25	H	Tennessee	82 88	126	H	Duquesne	78 41
323	H	McNeese	96 40												

Non-Div I Games:

Texas

Average RPI	Win:	168	WON-LOST	WINNING	LAST 10	STRENGTH OF	OPP. STRENGTH	TEAM	ADJ.	CONF.	ADJ CONF.
Average RPI	Loss:	16	RECORD	PCT. RANK	GAMES	SCHEDULE	OF SCHEDULE	RPI	RPI	RPI	RPI
DIV. I ONLY		11- 2		30	9-1	139	73	41	41	6	6
DIV. I NON-CONF.		11- 2		33	1- 0	140	71	43	43	6	6

TOTALS	RPI 1-25		RPI 26-50		W-L RECORDS	RPI 51-100		RPI 101-150		RPI 150+	
11- 2	0- 1		0- 1		OVERALL	2- 0		2- 0		7- 0	
7- 1	0- 0		0- 1		HOME	1- 0		1- 0		5- 0	
2- 1	0- 1		0- 0		AWAY	0- 0		1- 0		1- 0	
2- 0	0- 0		0- 0		NEUTRAL	1- 0		0- 0		1- 0	
11- 2	0- 1		0- 1		NON-CONFERENCE	2- 0		2- 0		7- 0	
7- 1	0- 0		0- 1		HOME	1- 0		1- 0		5- 0	
2- 1	0- 1		0- 0		AWAY	0- 0		1- 0		1- 0	
2- 0	0- 0		0- 0		NEUTRAL	1- 0		0- 0		1- 0	
0- 0	0- 0		0- 0		CONFERENCE	0- 0		0- 0		0- 0	
0- 0	0- 0		0- 0		HOME	0- 0		0- 0		0- 0	
0- 0	0- 0		0- 0		AWAY	0- 0		0- 0		0- 0	
0- 0	0- 0		0- 0		NEUTRAL	0- 0		0- 0		0- 0	

RPI 1-25				RPI 26-50				Team's RPI: 41				RPI 51-100				RPI 101+			
RPI	S	Opponent	Score	RPI	S	Opponent	Score					RPI	S	Opponent	Score	RPI	S	Opponent	Score
5	A	Syracuse	65 75	26	H	Lamar University	68 74					54	H	Southern California	71 51	107	A	Houston	68 52
												72	N	Oregon St.	76 70	111	H	Rice	65 54
																169	H	Prairie View	70 57
																170	A	Little Rock	61 40
																177	N	UC Riverside	70 63
																178	H	Arkansas St.	97 56
																232	H	Jacksonville	73 53
																274	H	UTRGV	84 61
																304	H	Central Ark.	84 27
LAST 12 Division I GAMES:																			
107	A	Houston	68 52	274	H	UTRGV	84 61												
26	H	Lamar University	68 74	169	H	Prairie View	70 57												
178	H	Arkansas St.	97 56	54	H	Southern California	71 51												
170	A	Little Rock	61 40	72	N	Oregon St.	76 70												
5	A	Syracuse	65 75	177	N	UC Riverside	70 63												
232	H	Jacksonville	73 53	304	H	Central Ark.	84 27												

Non-Div I Games:

Texas A&M

Average RPI Win:	309	WON-LOST	WINNING	LAST 10	STRENGTH OF	OPP. STRENGTH	TEAM	ADJ.	CONF.	ADJ CONF.
Average RPI Loss:	104	RECORD	PCT. RANK	GAMES	SCHEDULE	OF SCHEDULE	RPI	RPI	RPI	RPI
DIV. I ONLY	2- 7	289	4-6	115	257	202	202	24	24	
DIV. I NON-CONF.	2- 7	286	0- 1	114	252	202	202	24	24	

TOTALS	RPI 1-25	RPI 26-50	W-L RECORDS	RPI 51-100	RPI 101-150	RPI 150+				
2- 7	0- 1	0- 0	OVERALL	0- 2	0- 2	2- 2				
0- 0	0- 0	0- 0	HOME	0- 0	0- 0	0- 0				
2- 5	0- 1	0- 0	AWAY	0- 2	0- 1	2- 1				
0- 2	0- 0	0- 0	NEUTRAL	0- 0	0- 1	0- 1				
2- 7	0- 1	0- 0	NON-CONFERENCE	0- 2	0- 2	2- 2				
0- 0	0- 0	0- 0	HOME	0- 0	0- 0	0- 0				
2- 5	0- 1	0- 0	AWAY	0- 2	0- 1	2- 1				
0- 2	0- 0	0- 0	NEUTRAL	0- 0	0- 1	0- 1				
0- 0	0- 0	0- 0	CONFERENCE	0- 0	0- 0	0- 0				
0- 0	0- 0	0- 0	HOME	0- 0	0- 0	0- 0				
0- 0	0- 0	0- 0	AWAY	0- 0	0- 0	0- 0				
0- 0	0- 0	0- 0	NEUTRAL	0- 0	0- 0	0- 0				

RPI 1-25				RPI 26-50				RPI 51-100				RPI 101+ Team's RPI: 202			
RPI	S	Opponent	Score	RPI	S	Opponent	Score	RPI	S	Opponent	Score	RPI	S	Opponent	Score
21	A	Michigan St.	45 91					57	A	SFA	55 74	111	A	Rice	71 76
								65	A	Tulane	56 62	146	N	Abilene Christian	39 81
												158	A	Texas Tech	55 75
												168	N	Nicholls St.	57 58
												274	A	UTRGV	69 55
												344	A	Savannah St.	65 41

LAST 12 Division I GAMES:															
146	N	Abilene Christian	39 81	158	A	Texas Tech	55 75	274	A	UTRGV	69 55	21	A	Michigan St.	45 91
111	A	Rice	71 76	57	A	SFA	55 74	344	A	Savannah St.	65 41	168	N	Nicholls St.	57 58
65	A	Tulane	56 62												

Non-Div I Games: Huston-Tillotson 72 36 Paul Quinn 83 54

Texas Southern

Average RPI Win: 261

Average RPI Loss: 77

WON-LOST
RECORDWINNING
PCT. RANKLAST 10
GAMESSTRENGTH OF
SCHEDULEOPP. STRENGTH
OF SCHEDULETEAM
RPIADJ.
RPICONF.
RPIADJ CONF.
RPIDIV. I ONLY
DIV. I NON-CONF.3- 7
3- 7255
2554-6
0- 147
48176
174161
162161
16215
1615
16

TOTALS

RPI 1-25

RPI 26-50

W-L RECORDS

RPI 51-100

RPI 101-150

RPI 150+

3- 7

0- 0

0- 3

OVERALL

0- 1

0- 3

3- 0

1- 2

0- 0

0- 0

HOME

0- 0

0- 2

1- 0

2- 4

0- 0

0- 2

AWAY

0- 1

0- 1

2- 0

0- 1

0- 0

0- 1

NEUTRAL

0- 0

0- 0

0- 0

3- 7

0- 0

0- 3

NON-CONFERENCE

0- 1

0- 3

3- 0

1- 2

0- 0

0- 0

HOME

0- 0

0- 2

1- 0

2- 4

0- 0

0- 2

AWAY

0- 1

0- 1

2- 0

0- 1

0- 0

0- 1

NEUTRAL

0- 0

0- 0

0- 0

0- 0

0- 0

0- 0

CONFERENCE

0- 0

0- 0

0- 0

0- 0

0- 0

0- 0

HOME

0- 0

0- 0

0- 0

0- 0

0- 0

0- 0

AWAY

0- 0

0- 0

0- 0

0- 0

0- 0

0- 0

NEUTRAL

0- 0

0- 0

0- 0

RPI 1-25

RPI 26-50

RPI 51-100

RPI 101+



Team's RPI: 161


RPI S Opponent Score



RPI S Opponent Score

RPI S Opponent Score



RPI S Opponent Score



27  New Mexico 51  82



48 N Saint Mary's (CA) 62  89


50  Missouri 50  69


65  Tulane 61  67


101  Oklahoma St. 55  66

120  Oral Roberts 64  81



129  Montana St. 59  67



168  Nicholls St. 72 67


288  UTSA 68 60



326  A&M-Corpus Christi 60 53


LAST 12 Division I GAMES:



65  Tulane 61  67



129  Montana St. 59  67


168  Nicholls St. 72 67



27  New Mexico 51  82


48 N Saint Mary's (CA) 62  89

50  Missouri 50  69

101  Oklahoma St. 55  66

326  A&M-Corpus Christi 60 53

120  Oral Roberts 64  81

288  UTSA 68 60

Non-Div I Games:




UNKNOWN

92 39

Tex. A&M Int'l

89 25

Texas St.

 Loss,  Non-Conf, S Site,  Home  Away N Neutral

Average RPI Win:	204	WON-LOST	WINNING	LAST 10	STRENGTH OF	OPP. STRENGTH	TEAM	ADJ.	CONF.	ADJ CONF.
Average RPI Loss:	171	RECORD	PCT. RANK	GAMES	SCHEDULE	OF SCHEDULE	RPI	RPI	RPI	RPI
DIV. I ONLY	9- 2	42	8-2	322	93	158	158	5	5	
DIV. I NON-CONF.	9- 2	43	1- 0	321	90	159	159	5	5	

TOTALS	RPI 1-25	RPI 26-50	W-L RECORDS	RPI 51-100	RPI 101-150	RPI 150+				
9- 2	0- 0	0- 0	OVERALL	1- 1	2- 0	6- 1				
8- 1	0- 0	0- 0	HOME	1- 1	2- 0	5- 0				
1- 1	0- 0	0- 0	AWAY	0- 0	0- 0	1- 1				
0- 0	0- 0	0- 0	NEUTRAL	0- 0	0- 0	0- 0				
9- 2	0- 0	0- 0	NON-CONFERENCE	1- 1	2- 0	6- 1				
8- 1	0- 0	0- 0	HOME	1- 1	2- 0	5- 0				
1- 1	0- 0	0- 0	AWAY	0- 0	0- 0	1- 1				
0- 0	0- 0	0- 0	NEUTRAL	0- 0	0- 0	0- 0				
0- 0	0- 0	0- 0	CONFERENCE	0- 0	0- 0	0- 0				
0- 0	0- 0	0- 0	HOME	0- 0	0- 0	0- 0				
0- 0	0- 0	0- 0	AWAY	0- 0	0- 0	0- 0				
0- 0	0- 0	0- 0	NEUTRAL	0- 0	0- 0	0- 0				

RPI 1-25				RPI 26-50				RPI 51-100				RPI 101+				Team's RPI: 158
RPI	S	Opponent	Score	RPI	S	Opponent	Score	RPI	S	Opponent	Score	RPI	S	Opponent	Score	
								57	H	SFA	77 69	116	H	Southern U.	76 58	
								97	H	Idaho	77 88	146	H	Abilene Christian	105 54	
												165	H	Jacksonville St.	71 58	
												202	H	Texas Southern	75 55	
												228	A	Nevada	86 67	
												244	A	Florida	67 72	
												275	H	Houston Baptist	82 76	
												318	H	La. -Monroe	86 42	
												326	H	A&M-Corpus Christi	78 61	

LAST 12 Division I GAMES:																
146	H	Abilene Christian	105 54	57	H	SFA	77 69	275	H	Houston Baptist	82 76	326	H	A&M-Corpus Christi	78 61	
202	H	Texas Southern	75 55	97	H	Idaho	77 88	318	H	La. -Monroe	86 42	165	H	Jacksonville St.	71 58	
116	H	Southern U.	76 58													
228	A	Nevada	86 67													
244	A	Florida	67 72													

Non-Div I Games:

Texas Tech

Average RPI Win:	209	WON-LOST	WINNING	LAST 10	STRENGTH OF	OPP. STRENGTH	TEAM	ADJ.	CONF.	ADJ CONF.
Average RPI Loss:	42	RECORD	PCT. RANK	GAMES	SCHEDULE	OF SCHEDULE	RPI	RPI	RPI	RPI
DIV. I ONLY	8- 3	71	8-2	222	39	82	82	9	9	
DIV. I NON-CONF.	8- 3	72	1- 0	217	43	78	78	9	9	

TOTALS	RPI 1-25	RPI 26-50	W-L RECORDS	RPI 51-100	RPI 101-150	RPI 150+				
8- 3	0- 1	1- 0	OVERALL	1- 2	1- 0	5- 0				
4- 1	0- 1	0- 0	HOME	1- 0	1- 0	2- 0				
4- 2	0- 0	1- 0	AWAY	0- 2	0- 0	3- 0				
0- 0	0- 0	0- 0	NEUTRAL	0- 0	0- 0	0- 0				
8- 3	0- 1	1- 0	NON-CONFERENCE	1- 2	1- 0	5- 0				
4- 1	0- 1	0- 0	HOME	1- 0	1- 0	2- 0				
4- 2	0- 0	1- 0	AWAY	0- 2	0- 0	3- 0				
0- 0	0- 0	0- 0	NEUTRAL	0- 0	0- 0	0- 0				
0- 0	0- 0	0- 0	CONFERENCE	0- 0	0- 0	0- 0				
0- 0	0- 0	0- 0	HOME	0- 0	0- 0	0- 0				
0- 0	0- 0	0- 0	AWAY	0- 0	0- 0	0- 0				
0- 0	0- 0	0- 0	NEUTRAL	0- 0	0- 0	0- 0				

RPI 1-25				RPI 26-50				RPI 51-100 Team's RPI: 82				RPI 101+			
RPI	S	Opponent	Score	RPI	S	Opponent	Score	RPI	S	Opponent	Score	RPI	S	Opponent	Score
1	H	Notre Dame	56 72	46	A	Bel mont	78 69	56	A	Mai ne	59 73	126	H	Duquesne	65 52
								69	A	Dayton	49 70	220	A	Clevel and St.	65 60
								98	H	Stony Brook	80 48	254	H	I ona	84 38
												298	A	Memphi s	58 48
												306	A	Val parai so	65 59
												322	H	Detroi t Mercy	77 60

LAST 12 Division I GAMES:															
322	H	Detroit Mercy	77 60	306	A	Val parai so	65 59	69	A	Dayton	49 70	126	H	Duquesne	65 52
98	H	Stony Brook	80 48									254	H	I ona	84 38
1	H	Notre Dame	56 72					56	A	Mai ne	59 73				
220	A	Cleveland St.	65 60												
298	A	Memphi s	58 48												
46	A	Bel mont	78 69												

Non-Div I Games:

Toledo

Average RPI Win: 278 WON-LOST WINNING LAST 10 STRENGTH OF OPP. STRENGTH TEAM ADJ. CONF. ADJ CONF.
Average RPI Loss: 140 RECORD PCT. RANK GAMES SCHEDULE OF SCHEDULE RPI RPI RPI RPI

DIV. I ONLY	6- 5	142	6-4	240	239	153	153	13	13
DIV. I NON-CONF.	6- 5	145	1- 0	236	233	154	154	13	13
TOTALS	RPI 1-25	RPI 26-50	W-L RECORDS	RPI 51-100	RPI 101-150	RPI 150+			
6- 5	0- 1	0- 0	OVERALL	0- 1	0- 0	6- 3			
3- 0	0- 0	0- 0	HOME	0- 0	0- 0	3- 0			
3- 5	0- 1	0- 0	AWAY	0- 1	0- 0	3- 3			
0- 0	0- 0	0- 0	NEUTRAL	0- 0	0- 0	0- 0			
6- 5	0- 1	0- 0	NON-CONFERENCE	0- 1	0- 0	6- 3			
3- 0	0- 0	0- 0	HOME	0- 0	0- 0	3- 0			
3- 5	0- 1	0- 0	AWAY	0- 1	0- 0	3- 3			
0- 0	0- 0	0- 0	NEUTRAL	0- 0	0- 0	0- 0			
0- 0	0- 0	0- 0	CONFERENCE	0- 0	0- 0	0- 0			
0- 0	0- 0	0- 0	HOME	0- 0	0- 0	0- 0			
0- 0	0- 0	0- 0	AWAY	0- 0	0- 0	0- 0			
0- 0	0- 0	0- 0	NEUTRAL	0- 0	0- 0	0- 0			

RPI S Opponent Score	RPI S Opponent Score	RPI S Opponent Score	RPI S Opponent Score
5 A Syracuse 55 98		80 A Wake Forest 53 60	Team's RPI: 153
		186 A West Virginia 43 90	
		209 A Mt. St. Mary's 78 87	
		212 H Massachusetts 78 53	
		221 A George Washington 63 76	
		269 H La Salle 92 68	
		284 H Loyola Maryland 62 57	
		285 A Saint Joseph's 73 52	
		308 A UMBC 71 62	
		309 A Marshall 76 69	
LAST 12 Division I GAMES:			
186 A West Virginia 43 90	309 A Marshall 76 69		
285 A Saint Joseph's 73 52	308 A UMBC 71 62		
284 H Loyola Maryland 62 57	269 H La Salle 92 68		
5 A Syracuse 55 98	212 H Massachusetts 78 53		
221 A George Washington 63 76	80 A Wake Forest 53 60		
209 A Mt. St. Mary's 78 87			

Non-Div I Games:

Towson

Average RPI Win:	229	WON-LOST	WINNING	LAST 10	STRENGTH OF	OPP. STRENGTH	TEAM	ADJ.	CONF.	ADJ CONF.
Average RPI Loss:	41	RECORD	PCT. RANK	GAMES	SCHEDULE	OF SCHEDULE	RPI	RPI	RPI	RPI
DIV. I ONLY	8- 2	47	9-1	337	18	155	155	15	15	
DIV. I NON-CONF.	8- 2	51	1- 0	337	18	156	156	16	16	

TOTALS	RPI 1-25	RPI 26-50	W-L RECORDS	RPI 51-100	RPI 101-150	RPI 150+				
8- 2	0- 1	0- 0	OVERALL	0- 1	0- 0	8- 0				
3- 1	0- 0	0- 0	HOME	0- 1	0- 0	3- 0				
3- 1	0- 1	0- 0	AWAY	0- 0	0- 0	3- 0				
2- 0	0- 0	0- 0	NEUTRAL	0- 0	0- 0	2- 0				
8- 2	0- 1	0- 0	NON-CONFERENCE	0- 1	0- 0	8- 0				
3- 1	0- 0	0- 0	HOME	0- 1	0- 0	3- 0				
3- 1	0- 1	0- 0	AWAY	0- 0	0- 0	3- 0				
2- 0	0- 0	0- 0	NEUTRAL	0- 0	0- 0	2- 0				
0- 0	0- 0	0- 0	CONFERENCE	0- 0	0- 0	0- 0				
0- 0	0- 0	0- 0	HOME	0- 0	0- 0	0- 0				
0- 0	0- 0	0- 0	AWAY	0- 0	0- 0	0- 0				
0- 0	0- 0	0- 0	NEUTRAL	0- 0	0- 0	0- 0				

RPI 1-25				RPI 26-50				RPI 51-100				RPI 101+ Team's RPI: 155			
RPI	S	Opponent	Score	RPI	S	Opponent	Score	RPI	S	Opponent	Score	RPI	S	Opponent	Score
20	A	Florida St.	67 103					62	H	Middle Tenn.	64 67	162	N	Sam Houston St.	84 79
												165	A	Jacksonville St.	89 63
												193	H	Alabama St.	116 46
												214	H	Samford	72 52
												258	A	Ole Miss	71 54
												272	A	ETSU	84 66
												276	N	Mississippi Val.	75 54
												289	H	Tennessee St.	92 67
LAST 12 Division I GAMES:															
62	H	Middle Tenn.	64 67	165	A	Jacksonville St.	89 63								
193	H	Alabama St.	116 46	258	A	Ole Miss	71 54								
276	N	Mississippi Val.	75 54	214	H	Samford	72 52								
162	N	Sam Houston St.	84 79	20	A	Florida St.	67 103								
272	A	ETSU	84 66												
289	H	Tennessee St.	92 67												

Non-Div I Games: Taladega 91 70

Troy

T
u
l
a
n
e

Tulane				Through Games Of Jan. 1, 2019							
Average RPI	Win:	187	WON-LOST	WINNING	LAST 10	STRENGTH OF	OPP. STRENGTH	TEAM	ADJ.	CONF.	ADJ CONF.
Average RPI	Loss:	50	RECORD	PCT. RANK	GAMES	SCHEDULE	OF SCHEDULE	RPI	RPI	RPI	RPI
DIV. I ONLY			10- 3	57	7-3	156	58	65	65	8	8
DIV. I NON-CONF.			10- 3	60	1- 0	157	55	64	64	8	8

TOTALS		RPI 1-25	RPI 26-50		W-L RECORDS		RPI 51-100	RPI 101-150		RPI 150+	
10- 3		0- 1	1- 1		OVERALL		1- 1	1- 0		7- 0	
6- 1		0- 0	0- 1		HOME		0- 0	1- 0		5- 0	
1- 1		0- 0	0- 0		AWAY		1- 1	0- 0		0- 0	
3- 1		0- 1	1- 0		NEUTRAL		0- 0	0- 0		2- 0	
10- 3		0- 1	1- 1		NON-CONFERENCE		1- 1	1- 0		7- 0	
6- 1		0- 0	0- 1		HOME		0- 0	1- 0		5- 0	
1- 1		0- 0	0- 0		AWAY		1- 1	0- 0		0- 0	
3- 1		0- 1	1- 0		NEUTRAL		0- 0	0- 0		2- 0	
0- 0		0- 0	0- 0		CONFERENCE		0- 0	0- 0		0- 0	
0- 0		0- 0	0- 0		HOME		0- 0	0- 0		0- 0	
0- 0		0- 0	0- 0		AWAY		0- 0	0- 0		0- 0	
0- 0		0- 0	0- 0		NEUTRAL		0- 0	0- 0		0- 0	

RPI 1-25				RPI 26-50				Team's RPI: 65		RPI 101+	
RPI S	Opponent		Score	RPI S	Opponent		Score	RPI S	Opponent		Score
14 N	Cal i forni a		57 65	36 H	Ol d Domini on		48 56	59 A	LSU		56 54
				44 N	Central Mi ch.		68 57	99 A	Al abama		58 69

RPI 101+											
RPI S	Opponent		Score	RPI S	Opponent		Score	RPI S	Opponent		Score
118 H	Washi ngton		63 51								
161 H	Texas St.		67 61								
168 H	Ni chol l s St.		71 46								
202 H	Texas Southern		62 56								
220 N	Clevel and St.		81 72								
252 H	Southern Mi ss.		71 54								
314 H	Fla. Atlanti c		88 45								
327 N	Flori da A&M		78 34								

LAST 12 Division I GAMES:											
99 A	Al abama		58 69	161 H	Texas St.		67 61				
168 H	Ni chol l s St.		71 46	327 N	Flori da A&M		78 34				
252 H	Southern Mi ss.		71 54	44 N	Central Mi ch.		68 57				
314 H	Fla. Atlanti c		88 45	36 H	Ol d Domini on		48 56				
220 N	Clevel and St.		81 72	118 H	Washi ngton		63 51				
14 N	Cal i forni a		57 65	59 A	LSU		56 54				

T
u
l
a
n
e

Non-Div I Games:

Tulane

T
u
l
s
a

Tul sa				Through Games Of Jan. 1, 2019															
Average RPI Win: 189		WON-LOST RECORD		WINNING PCT. RANK		LAST 10 GAMES		STRENGTH OF SCHEDULE		OPP. STRENGTH OF SCHEDULE		TEAM RPI		ADJ. RPI		CONF. RPI		ADJ CONF. RPI	
Average RPI Loss: 101																			
DIV. I ONLY		6- 7		176		5-5		179		49		181		181		8		8	
DIV. I NON-CONF.		6- 7		171		0- 1		178		49		185		185		8		8	

TOTALS		RPI 1-25		RPI 26-50		W-L RECORDS		RPI 51-100		RPI 101-150		RPI 150+							
6- 7		0- 1		0- 1		OVERALL		1- 2		2- 0		3- 3							
4- 2		0- 0		0- 0		HOME		0- 1		1- 0		3- 1							
1- 5		0- 1		0- 1		AWAY		0- 1		1- 0		0- 2							
1- 0		0- 0		0- 0		NEUTRAL		1- 0		0- 0		0- 0							
6- 7		0- 1		0- 1		NON-CONFERENCE		1- 2		2- 0		3- 3							
4- 2		0- 0		0- 0		HOME		0- 1		1- 0		3- 1							
1- 5		0- 1		0- 1		AWAY		0- 1		1- 0		0- 2							
1- 0		0- 0		0- 0		NEUTRAL		1- 0		0- 0		0- 0							
0- 0		0- 0		0- 0		CONFERENCE		0- 0		0- 0		0- 0							
0- 0		0- 0		0- 0		HOME		0- 0		0- 0		0- 0							
0- 0		0- 0		0- 0		AWAY		0- 0		0- 0		0- 0							
0- 0		0- 0		0- 0		NEUTRAL		0- 0		0- 0		0- 0							

T
u
l
s
a

RPI 1-25				RPI 26-50				RPI 51-100				RPI 101+ Team's RPI: 181			
RPI	S	Opponent	Score	RPI	S	Opponent	Score	RPI	S	Opponent	Score	RPI	S	Opponent	Score
22	A	Ari zona St.	52 70	46	A	Bel mont	53 78	53	H	Arkansas	59 61	120	A	Oral Roberts	76 68
								57	A	SFA	34 76	146	H	Abilene Christian	75 63
								99	N	Al abama	80 73	170	H	Little Rock	53 63
												178	A	Arkansas St.	60 73
												182	A	Ameri can	52 68
												206	H	Saint Louis	86 75
												239	H	Stetson	55 54
												325	H	UTEP	66 45

LAST 12 Division I GAMES:															
178	A	Arkansas St.	60 73	22	A	Ari zona St.	52 70	325	H	UTEP	66 45	53	H	Arkansas	59 61
99	N	Al abama	80 73	46	A	Bel mont	53 78	170	H	Little Rock	53 63	182	A	Ameri can	52 68
146	H	Abilene Christian	75 63	57	A	SFA	34 76	53	H	Arkansas	59 61	206	H	Saint Louis	86 75
57	A	SFA	34 76	99	N	Al abama	80 73	170	H	Little Rock	53 63	239	H	Stetson	55 54
206	H	Saint Louis	86 75	46	A	Bel mont	53 78	46	A	Bel mont	53 78	325	H	UTEP	66 45
120	A	Oral Roberts	76 68	53	H	Arkansas	59 61	57	A	SFA	34 76				

Non-Di v I Games:

Tul sa

Average RPI Win:	239	WON-LOST	WINNING	LAST 10	STRENGTH OF	OPP. STRENGTH	TEAM	ADJ.	CONF.	ADJ CONF.
Average RPI Loss:	25	RECORD	PCT. RANK	GAMES	SCHEDULE	OF SCHEDULE	RPI	RPI	RPI	RPI
DIV. I ONLY	11- 1	17	9-1	342	72	143	143	19	19	
DIV. I NON-CONF.	11- 1	14	0- 1	342	70	142	142	19	19	

TOTALS	RPI 1-25	RPI 26-50	W-L RECORDS	RPI 51-100	RPI 101-150	RPI 150+				
11- 1	0- 1	0- 0	OVERALL	0- 0	2- 0	9- 0				
5- 0	0- 0	0- 0	HOME	0- 0	0- 0	5- 0				
4- 0	0- 0	0- 0	AWAY	0- 0	1- 0	3- 0				
2- 1	0- 1	0- 0	NEUTRAL	0- 0	1- 0	1- 0				
11- 1	0- 1	0- 0	NON-CONFERENCE	0- 0	2- 0	9- 0				
5- 0	0- 0	0- 0	HOME	0- 0	0- 0	5- 0				
4- 0	0- 0	0- 0	AWAY	0- 0	1- 0	3- 0				
2- 1	0- 1	0- 0	NEUTRAL	0- 0	1- 0	1- 0				
0- 0	0- 0	0- 0	CONFERENCE	0- 0	0- 0	0- 0				
0- 0	0- 0	0- 0	HOME	0- 0	0- 0	0- 0				
0- 0	0- 0	0- 0	AWAY	0- 0	0- 0	0- 0				
0- 0	0- 0	0- 0	NEUTRAL	0- 0	0- 0	0- 0				

RPI 1-25				RPI 26-50				RPI 51-100				RPI 101+				Team's RPI: 143
RPI	S	Opponent	Score	RPI	S	Opponent	Score	RPI	S	Opponent	Score	RPI	S	Opponent	Score	
25	N	Tennessee	69 73									127	A	FGCU	62 60	
												141	N	Oklahoma	89 84	
												160	H	Appalachian St.	80 61	
												193	A	Alabama St.	62 47	
												214	A	Samford	66 41	
												241	N	Coppin St.	86 61	
												246	H	Alabama A&M	82 47	
												298	H	Memphis	85 54	
												323	H	McNeese	91 48	
												331	A	Chicago St.	90 45	
												350	H	Alcorn	80 53	
LAST 12 Division I GAMES:																
323	H	McNeese	91 48	25	N	Tennessee	69 73	127	A	FGCU	62 60	241	N	Coppin St.	86 61	
214	A	Samford	66 41									193	A	Alabama St.	62 47	
350	H	Alcorn	80 53									298	H	Memphis	85 54	
246	H	Alabama A&M	82 47													
141	N	Oklahoma	89 84													
331	A	Chicago St.	90 45									160	H	Appalachian St.	80 61	

Non-Div I Games: Ala.-Huntsville 83 58

UAB

UC Davis

UC Davis

Through Games Of Jan. 1, 2019											
UC Davis		Average RPI Win: 194	WON-LOST RECORD	WINNING PCT. RANK	LAST 10 GAMES	STRENGTH OF SCHEDULE	OPP. STRENGTH OF SCHEDULE	TEAM RPI	ADJ. RPI	CONF. RPI	ADJ CONF. RPI
Average RPI Loss: 88											
DIV. I ONLY		7- 5	128	8-2	155	51	93	93	21	21	
DIV. I NON-CONF.		7- 5	133	0- 1	156	51	92	92	21	21	

TOTALS		RPI 1-25	RPI 26-50	W-L RECORDS	RPI 51-100	RPI 101-150	RPI 150+				
7- 5		0- 1	1- 0	OVERALL	0- 2	1- 1	5- 1				
3- 1		0- 0	1- 0	HOME	0- 1	0- 0	2- 0				
3- 4		0- 1	0- 0	AWAY	0- 1	1- 1	2- 1				
1- 0		0- 0	0- 0	NEUTRAL	0- 0	0- 0	1- 0				
7- 5		0- 1	1- 0	NON-CONFERENCE	0- 2	1- 1	5- 1				
3- 1		0- 0	1- 0	HOME	0- 1	0- 0	2- 0				
3- 4		0- 1	0- 0	AWAY	0- 1	1- 1	2- 1				
1- 0		0- 0	0- 0	NEUTRAL	0- 0	0- 0	1- 0				
0- 0		0- 0	0- 0	CONFERENCE	0- 0	0- 0	0- 0				
0- 0		0- 0	0- 0	HOME	0- 0	0- 0	0- 0				
0- 0		0- 0	0- 0	AWAY	0- 0	0- 0	0- 0				
0- 0		0- 0	0- 0	NEUTRAL	0- 0	0- 0	0- 0				

RPI 1-25				RPI 26-50				Team's RPI: 93		RPI 101+	
RPI	S	Opponent	Score	RPI	S	Opponent	Score	RPI	S	Opponent	Score
4	A	Stanford	43 71	48	H	Saint Mary's (CA)	76 74	68	H	Pacific	80 83
								81	A	Montana	56 62
								104	A	Washington St.	75 62
								115	A	Loyola Marymount	53 60
								174	A	Portland St.	50 65
								215	A	Sacramento St.	109 60
								216	H	Southern Utah	68 45
								228	N	Nevada	84 68
								229	A	San Francisco	70 68
								317	H	Seattle U	76 59

LAST 12 Division I GAMES:											
215 A Sacramento St. 109 60				81 A Montana 56 62							
228 N Nevada 84 68				48 H Saint Mary's (CA) 76 74							
115 A Loyola Marymount 53 60				229 A San Francisco 70 68							
216 H Southern Utah 68 45				317 H Seattle U 76 59							
104 A Washington St. 75 62				68 H Pacific 80 83							
174 A Portland St. 50 65				4 A Stanford 43 71							

Non-Div I Games: Domini can (CA) 92 42

UC Davis

UC Irvine										Through Games Of Jan. 1, 2019											
Average RPI Win:		248		WON-LOST		WINNING		LAST 10		STRENGTH OF		OPP. STRENGTH		TEAM		ADJ.		CONF.		ADJ CONF.	
Average RPI Loss:		107		RECORD		PCT. RANK		GAMES		SCHEDULE		OF SCHEDULE		RPI		RPI		RPI		RPI	
DIV. I ONLY				9- 2		42		8-2		315		141		136		136		21		21	
DIV. I NON-CONF.				9- 2		43		1- 0		314		137		136		136		21		21	
TOTALS		RPI 1-25		RPI 26-50		W-L RECORDS		RPI 51-100		RPI 101-150		RPI 150+									
9- 2		0- 1		0- 0		OVERALL		0- 0		1- 0		8- 1									
4- 1		0- 0		0- 0		HOME		0- 0		0- 0		4- 1									
3- 1		0- 1		0- 0		AWAY		0- 0		1- 0		2- 0									
2- 0		0- 0		0- 0		NEUTRAL		0- 0		0- 0		2- 0									
9- 2		0- 1		0- 0		NON-CONFERENCE		0- 0		1- 0		8- 1									
4- 1		0- 0		0- 0		HOME		0- 0		0- 0		4- 1									
3- 1		0- 1		0- 0		AWAY		0- 0		1- 0		2- 0									
2- 0		0- 0		0- 0		NEUTRAL		0- 0		0- 0		2- 0									
0- 0		0- 0		0- 0		CONFERENCE		0- 0		0- 0		0- 0									
0- 0		0- 0		0- 0		HOME		0- 0		0- 0		0- 0									
0- 0		0- 0		0- 0		AWAY		0- 0		0- 0		0- 0									
0- 0		0- 0		0- 0		NEUTRAL		0- 0		0- 0		0- 0									
RPI 1-25				RPI 26-50				RPI 51-100				RPI 101+				Team's RPI: 136					
RPI	S	Opponent	Score	RPI	S	Opponent	Score	RPI	S	Opponent	Score	RPI	S	Opponent	Score						
3	A	Oregon	69 115									139	A	Portland	84 69						
												172	N	Indiana St.	77 61						
												174	A	Portland St.	73 68						
												210	H	San Diego St.	70 78						
												216	H	Southern Utah	75 58						
												264	H	UNLV	57 55						
												287	A	San Jose St.	74 66						
												313	H	CSU Bakersfield	85 78						
												317	H	Seattle U	65 60						
												349	N	LIU Brooklyn	84 71						
LAST 12 Division I GAMES:																					
210	H	San Diego St.	70 78	317	H	Seattle U	65 60														
287	A	San Jose St.	74 66	3	A	Oregon	69 115														
313	H	CSU Bakersfield	85 78	174	A	Portland St.	73 68														
172	N	Indiana St.	77 61	139	A	Portland	84 69														
349	N	LIU Brooklyn	84 71	264	H	UNLV	57 55														
216	H	Southern Utah	75 58																		

Non-Div I Games: LIFE Pacific 105 31

Average RPI Win:	239	WON-LOST	WINNING	LAST 10	STRENGTH OF	OPP. STRENGTH	TEAM	ADJ.	CONF.	ADJ CONF.
Average RPI Loss:	123	RECORD	PCT. RANK	GAMES	SCHEDULE	OF SCHEDULE	RPI	RPI	RPI	RPI
DIV. I ONLY	6- 8	197	5-5	158	169	177	177	21	21	
DIV. I NON-CONF.	6- 8	199	1- 0	158	168	179	179	21	21	

TOTALS	RPI 1-25	RPI 26-50	W-L RECORDS	RPI 51-100	RPI 101-150	RPI 150+				
6- 8	0- 1	0- 2	OVERALL	0- 1	0- 1	6- 3				
3- 0	0- 0	0- 0	HOME	0- 0	0- 0	3- 0				
2- 5	0- 0	0- 1	AWAY	0- 1	0- 1	2- 2				
1- 3	0- 1	0- 1	NEUTRAL	0- 0	0- 0	1- 1				
6- 8	0- 1	0- 2	NON-CONFERENCE	0- 1	0- 1	6- 3				
3- 0	0- 0	0- 0	HOME	0- 0	0- 0	3- 0				
2- 5	0- 0	0- 1	AWAY	0- 1	0- 1	2- 2				
1- 3	0- 1	0- 1	NEUTRAL	0- 0	0- 0	1- 1				
0- 0	0- 0	0- 0	CONFERENCE	0- 0	0- 0	0- 0				
0- 0	0- 0	0- 0	HOME	0- 0	0- 0	0- 0				
0- 0	0- 0	0- 0	AWAY	0- 0	0- 0	0- 0				
0- 0	0- 0	0- 0	NEUTRAL	0- 0	0- 0	0- 0				

RPI 1-25				RPI 26-50				RPI 51-100				RPI 101+ Team's RPI: 177			
RPI	S	Opponent	Score	RPI	S	Opponent	Score	RPI	S	Opponent	Score	RPI	S	Opponent	Score
3	N	Oregon	44 94	41	N	Texas A&M	63 70	54	A	Southern California	55 73	101	A	Oklahoma St.	51 76
				47	A	BYU	70 72					159	H	Coastal Caro.	62 43
												163	H	New Mexico St.	65 64
												187	N	Milwaukee	54 56
												216	H	Southern Utah	56 50
												243	N	Eastern Wash.	57 45
												267	A	California Baptist	57 65
												282	A	Utah Valley	53 56
												313	A	CSU Bakersfield	79 67
												337	A	Weber St.	71 39
LAST 12 Division I GAMES:															
243	N	Eastern Wash.	57 45	216	H	Southern Utah	56 50	313	A	CSU Bakersfield	79 67	163	H	New Mexico St.	65 64
41	N	Texas A&M	63 70	313	A	CSU Bakersfield	79 67	282	A	Utah Valley	53 56	337	A	Weber St.	71 39
267	A	California Baptist	57 65	163	H	New Mexico St.	65 64	101	A	Oklahoma St.	51 76				
187	N	Milwaukee	54 56												
3	N	Oregon	44 94												
159	H	Coastal Caro.	62 43												

Non-Div I Games:

UC Riverside

UC Santa Barbara				Through Games Of Jan. 1, 2019							
Average RPI	Win:	261	WON-LOST	WINNING	LAST 10	STRENGTH OF	OPP. STRENGTH	TEAM	ADJ.	CONF.	ADJ CONF.
Average RPI	Loss:	159	RECORD	PCT. RANK	GAMES	SCHEDULE	OF SCHEDULE	RPI	RPI	RPI	RPI
DIV. I ONLY			3- 10	278	3-7	246	172	293	293	21	21
DIV. I NON-CONF.			3- 10	277	1- 0	243	170	295	295	21	21

TOTALS		RPI 1-25	RPI 26-50		W-L RECORDS		RPI 51-100	RPI 101-150		RPI 150+	
3- 10		0- 1	0- 1		OVERALL		0- 2	0- 1		3- 5	
1- 5		0- 0	0- 1		HOME		0- 0	0- 1		1- 3	
1- 5		0- 1	0- 0		AWAY		0- 2	0- 0		1- 2	
1- 0		0- 0	0- 0		NEUTRAL		0- 0	0- 0		1- 0	
3- 10		0- 1	0- 1		NON-CONFERENCE		0- 2	0- 1		3- 5	
1- 5		0- 0	0- 1		HOME		0- 0	0- 1		1- 3	
1- 5		0- 1	0- 0		AWAY		0- 2	0- 0		1- 2	
1- 0		0- 0	0- 0		NEUTRAL		0- 0	0- 0		1- 0	
0- 0		0- 0	0- 0		CONFERENCE		0- 0	0- 0		0- 0	
0- 0		0- 0	0- 0		HOME		0- 0	0- 0		0- 0	
0- 0		0- 0	0- 0		AWAY		0- 0	0- 0		0- 0	
0- 0		0- 0	0- 0		NEUTRAL		0- 0	0- 0		0- 0	

RPI 1-25				RPI 26-50				RPI 51-100				RPI 101+ Team's RPI: 293			
RPI	S	Opponent	Score	RPI	S	Opponent	Score	RPI	S	Opponent	Score	RPI	S	Opponent	Score
14	A	Cal i forni a	45 69	48	H	Saint Mary's (CA)	55 80	54	A	Southern Cal i forni a	39 82	115	H	Loyol a Marymount	57 70
								68	A	Paci fi c	53 69	163	H	New Mexico St.	73 81
												210	A	San Diego St.	63 58
												231	N	Dartmouth	62 56
												264	A	UNLV	51 69
												267	H	Cal i forni a Bapti st	64 76
												282	A	Utah Valley	54 63
												313	H	CSU Bakersfi el d	48 56
												341	H	Grand Canyon	66 55

LAST 12 Division I GAMES:															
68	A	Paci fi c	53 69	231	N	Dartmouth	62 56								
341	H	Grand Canyon	66 55	163	H	New Mexico St.	73 81								
48	H	Saint Mary's (CA)	55 80	210	A	San Diego St.	63 58								
264	A	UNLV	51 69	267	H	Cal i forni a Bapti st	64 76								
115	H	Loyol a Marymount	57 70	57	14	Cal i forni a	45 69								
54	A	Southern Cal i forni a	39 82	313	H	CSU Bakersfi el d	48 56								

Non-Div I Games:

Average RPI Win:	144	WON-LOST	WINNING	LAST 10	STRENGTH OF	OPP. STRENGTH	TEAM	ADJ.	CONF.	ADJ CONF.
Average RPI Loss:	25	RECORD	PCT. RANK	GAMES	SCHEDULE	OF SCHEDULE	RPI	RPI	RPI	RPI
DIV. I ONLY	11- 2	30	8-2	123	16	18	18	8	8	
DIV. I NON-CONF.	11- 2	33	1- 0	123	16	17	17	8	8	

TOTALS	RPI 1-25	RPI 26-50	W-L RECORDS	RPI 51-100	RPI 101-150	RPI 150+				
11- 2	0- 1	1- 1	OVERALL	4- 0	2- 0	4- 0				
4- 0	0- 0	1- 0	HOME	1- 0	1- 0	1- 0				
6- 1	0- 0	0- 1	AWAY	3- 0	1- 0	2- 0				
1- 1	0- 1	0- 0	NEUTRAL	0- 0	0- 0	1- 0				
11- 2	0- 1	1- 1	NON-CONFERENCE	4- 0	2- 0	4- 0				
4- 0	0- 0	1- 0	HOME	1- 0	1- 0	1- 0				
6- 1	0- 0	0- 1	AWAY	3- 0	1- 0	2- 0				
1- 1	0- 1	0- 0	NEUTRAL	0- 0	0- 0	1- 0				
0- 0	0- 0	0- 0	CONFERENCE	0- 0	0- 0	0- 0				
0- 0	0- 0	0- 0	HOME	0- 0	0- 0	0- 0				
0- 0	0- 0	0- 0	AWAY	0- 0	0- 0	0- 0				
0- 0	0- 0	0- 0	NEUTRAL	0- 0	0- 0	0- 0				

RPI	S	Opponent	Score	RPI	S	Opponent	Score	RPI	S	Opponent	Score	RPI	S	Opponent	Score
5	N	Syracuse	52 57	28	H	Villanova	71 56	68	H	Pacific	64 57	121	H	Chattanooga	75 37
				44	A	Central Mich.	68 75	71	A	Quinnipiac	47 45	126	A	Duquesne	71 63
								91	A	Pittsburgh	61 58	213	A	Delaware	71 60
								92	A	Mercer	76 42	239	A	Stetson	78 55
												266	H	Richmond	70 48
												270	N	Liberty	53 45

LAST 12 Division I GAMES:															
213	A	Delaware	71 60	71	A	Quinnipiac	47 45								
121	H	Chattanooga	75 37	5	N	Syracuse	52 57								
28	H	Villanova	71 56	270	N	Liberty	53 45								
266	H	Richmond	70 48	68	H	Pacific	64 57								
44	A	Central Mich.	68 75	126	A	Duquesne	71 63								
92	A	Mercer	76 42	239	A	Stetson	78 55								

Non-Div I Games:

UCF

Average RPI Win:	156	WON-LOST	WINNING	LAST 10	STRENGTH OF	OPP. STRENGTH	TEAM	ADJ.	CONF.	ADJ CONF.
Average RPI Loss:	68	RECORD	PCT. RANK	GAMES	SCHEDULE	OF SCHEDULE	RPI	RPI	RPI	RPI
DIV. I ONLY	8- 5	115	6-4	10	203	37	37	2	2	
DIV. I NON-CONF.	7- 5	133	0- 0	18	199	57	57	2	2	

TOTALS	RPI 1-25	RPI 26-50	W-L RECORDS	RPI 51-100	RPI 101-150	RPI 150+				
8- 5	0- 2	0- 1	OVERALL	2- 0	4- 2	2- 0				
6- 1	0- 1	0- 0	HOME	1- 0	4- 0	1- 0				
2- 1	0- 0	0- 0	AWAY	1- 0	0- 1	1- 0				
0- 3	0- 1	0- 1	NEUTRAL	0- 0	0- 1	0- 0				
7- 5	0- 2	0- 1	NON-CONFERENCE	1- 0	4- 2	2- 0				
6- 1	0- 1	0- 0	HOME	1- 0	4- 0	1- 0				
1- 1	0- 0	0- 0	AWAY	0- 0	0- 1	1- 0				
0- 3	0- 1	0- 1	NEUTRAL	0- 0	0- 1	0- 0				
1- 0	0- 0	0- 0	CONFERENCE	1- 0	0- 0	0- 0				
0- 0	0- 0	0- 0	HOME	0- 0	0- 0	0- 0				
1- 0	0- 0	0- 0	AWAY	1- 0	0- 0	0- 0				
0- 0	0- 0	0- 0	NEUTRAL	0- 0	0- 0	0- 0				

RPI 1-25				RPI 26-50				Team's RPI: 37				RPI 51-100				RPI 101+			
RPI	S	Opponent	Score	RPI	S	Opponent	Score	RPI	S	Opponent	Score	RPI	S	Opponent	Score	RPI	S	Opponent	Score
12	H	Indiana	65 67	45	N	North Carolina	49 83	54	A	Southern California	72 65	101	H	Oklahoma St.	71 59				
23	N	Kentucky	74 75					89	H	Seton Hall	78 62	111	H	Rice	59 50				
												113	H	Fresno St.	89 80				
												115	A	Loyola Marymount	63 69				
												145	N	South Fla.	56 60				
												149	H	Georgia	80 69				
												301	H	Cal Poly	81 35				
												330	A	UIC	78 47				
LAST 12 Division I GAMES:																			
12	H	Indiana	65 67	54	A	Southern California	72 65	301	H	Cal Poly	81 35	113	H	Fresno St.	89 80	111	H	Rice	59 50
145	N	South Fla.	56 60	301	H	Cal Poly	81 35	330	A	UIC	78 47	101	H	Oklahoma St.	71 59				
23	N	Kentucky	74 75																
45	N	North Carolina	49 83																
89	H	Seton Hall	78 62																
149	H	Georgia	80 69																

Non-Div I Games:

UCLA

U
C
o
n
n

UConn				Through Games Of Jan. 1, 2019												
Average RPI Win:		112	WON-LOST RECORD		WINNING PCT. RANK		LAST 10 GAMES		STRENGTH OF SCHEDULE		OPP. STRENGTH OF SCHEDULE		TEAM RPI	ADJ. RPI	CONF. RPI	ADJ CONF. RPI
Average RPI Loss:		0														
DIV. I ONLY			11- 0		1		10-0		26		5		2	2	8	8
DIV. I NON-CONF.			11- 0		1		1- 0		28		7		2	2	8	8

TOTALS		RPI 1-25		RPI 26-50		W-L RECORDS		RPI 51-100		RPI 101-150		RPI 150+				
11- 0		2- 0		1- 0		OVERALL		3- 0		2- 0		3- 0				
3- 0		0- 0		1- 0		HOME		1- 0		1- 0		0- 0				
4- 0		2- 0		0- 0		AWAY		0- 0		1- 0		1- 0				
4- 0		0- 0		0- 0		NEUTRAL		2- 0		0- 0		2- 0				
11- 0		2- 0		1- 0		NON-CONFERENCE		3- 0		2- 0		3- 0				
3- 0		0- 0		1- 0		HOME		1- 0		1- 0		0- 0				
4- 0		2- 0		0- 0		AWAY		0- 0		1- 0		1- 0				
4- 0		0- 0		0- 0		NEUTRAL		2- 0		0- 0		2- 0				
0- 0		0- 0		0- 0		CONFERENCE		0- 0		0- 0		0- 0				
0- 0		0- 0		0- 0		HOME		0- 0		0- 0		0- 0				
0- 0		0- 0		0- 0		AWAY		0- 0		0- 0		0- 0				
0- 0		0- 0		0- 0		NEUTRAL		0- 0		0- 0		0- 0				

RPI 1-25 Team's RPI: 2				RPI 26-50				RPI 51-100				RPI 101+				
RPI	S	Opponent	Score	RPI	S	Opponent	Score	RPI	S	Opponent	Score	RPI	S	Opponent	Score	
1	A	Notre Dame	89 71	49	H	DePaul	99 63	73	N	Purdue	86 40	141	A	Oklahoma	72 63	
14	A	Cal i forn i a	76 66					78	N	St. John's (NY)	65 55	144	H	Oh i o St.	85 53	
								89	H	Seton Hall	99 61	179	N	Vanderbi l t	80 42	
												206	A	Sai nt Loui s	98 42	
												258	N	Ol e Mi ss	90 50	

LAST 12 Di vi si on I GAMES:																
				49	H	DePaul	99 63	14	A	Cal i forn i a	76 66					
				73	N	Purdue	86 40	141	A	Oklahoma	72 63					
				78	N	St. John's (NY)	65 55	89	H	Seton Hall	99 61					
				258	N	Ol e Mi ss	90 50	206	A	Sai nt Loui s	98 42					
				179	N	Vanderbi l t	80 42	1	A	Notre Dame	89 71					
				144	H	Oh i o St.	85 53									

U
C
o
n
n

Non-Di v I Games:

UConn

UIC		Average RPI Win: 327	WON-LOST RECORD	WINNING PCT. RANK	LAST 10 GAMES	STRENGTH OF SCHEDULE	OPP. STRENGTH OF SCHEDULE	TEAM RPI	ADJ. RPI	CONF. RPI	ADJ CONF. RPI
		Average RPI Loss: 169									
DIV. I ONLY		2- 11	316	1-9	256	254	330	330	17	17	
DIV. I NON-CONF.		2- 9	297	0- 0	224	264	307	307	15	15	

TOTALS	RPI 1-25	RPI 26-50	W-L RECORDS		RPI 51-100	RPI 101-150	RPI 150+				
2- 11	0- 1	0- 1	OVERALL		0- 2	0- 1	2- 6				
1- 5	0- 0	0- 1	HOME		0- 1	0- 1	1- 2				
1- 4	0- 1	0- 0	AWAY		0- 1	0- 0	1- 2				
0- 2	0- 0	0- 0	NEUTRAL		0- 0	0- 0	0- 2				
2- 9	0- 1	0- 1	NON-CONFERENCE		0- 1	0- 1	2- 5				
1- 3	0- 0	0- 1	HOME		0- 0	0- 1	1- 1				
1- 4	0- 1	0- 0	AWAY		0- 1	0- 0	1- 2				
0- 2	0- 0	0- 0	NEUTRAL		0- 0	0- 0	0- 2				
0- 2	0- 0	0- 0	CONFERENCE		0- 1	0- 0	0- 1				
0- 2	0- 0	0- 0	HOME		0- 1	0- 0	0- 1				
0- 0	0- 0	0- 0	AWAY		0- 0	0- 0	0- 0				
0- 0	0- 0	0- 0	NEUTRAL		0- 0	0- 0	0- 0				

RPI 1-25				RPI 26-50				RPI 51-100				RPI 101+ Team's RPI: 330			
RPI	S	Opponent	Score	RPI	S	Opponent	Score	RPI	S	Opponent	Score	RPI	S	Opponent	Score
16	A	Marquette	32 96	37	H	UCLA	47 78	75	A	Northwestern	44 87	131	H	Mi ami (OH)	56 65
								85	H	Wright St.	46 79	172	A	Indi ana St.	53 60
												221	A	Eastern Mi ch.	38 52
												255	H	Loyol a Chi cago	60 75
												277	N	Fai rfi eld	60 68
												296	N	Jackson St.	57 72
												299	H	Northern Ky.	49 67
												306	H	Val parai so	75 65
												348	A	Evansvi lle	62 54

LAST 12 Division I GAMES:															
348	A	Evansville	62 54	85	H	Wright St.	46 79	299	H	Northern Ky.	49 67	296	N	Jackson St.	57 72
131	H	Mi ami (OH)	56 65	277	N	Fai rfi eld	60 68	37	H	UCLA	47 78	172	A	Indi ana St.	53 60
221	A	Eastern Mi ch.	38 52	75	A	Northwestern	44 87								
16	A	Marquette	32 96												
255	H	Loyol a Chi cago	60 75												

Non-Div I Games:

UIC

Loss,
Non-Conf, S Site, H Home
A Away
N Neutral

UMKC		Average RPI Win: 249	WON-LOST RECORD	WINNING PCT. RANK	LAST 10 GAMES	STRENGTH OF SCHEDULE	OPP. STRENGTH OF SCHEDULE	TEAM RPI	ADJ. RPI	CONF. RPI	ADJ CONF. RPI
		Average RPI Loss: 122									
DIV. I ONLY		4- 7	229	6-4	60	329	171	171	30	30	
DIV. I NON-CONF.		4- 7	227	0- 1	59	328	173	173	30	30	

TOTALS		RPI 1-25	RPI 26-50	W-L RECORDS	RPI 51-100	RPI 101-150	RPI 150+				
4- 7		0- 0	0- 2	OVERALL	0- 1	0- 1	4- 3				
2- 2		0- 0	0- 0	HOME	0- 0	0- 0	2- 2				
2- 5		0- 0	0- 2	AWAY	0- 1	0- 1	2- 1				
0- 0		0- 0	0- 0	NEUTRAL	0- 0	0- 0	0- 0				
4- 7		0- 0	0- 2	NON-CONFERENCE	0- 1	0- 1	4- 3				
2- 2		0- 0	0- 0	HOME	0- 0	0- 0	2- 2				
2- 5		0- 0	0- 2	AWAY	0- 1	0- 1	2- 1				
0- 0		0- 0	0- 0	NEUTRAL	0- 0	0- 0	0- 0				
0- 0		0- 0	0- 0	CONFERENCE	0- 0	0- 0	0- 0				
0- 0		0- 0	0- 0	HOME	0- 0	0- 0	0- 0				
0- 0		0- 0	0- 0	AWAY	0- 0	0- 0	0- 0				
0- 0		0- 0	0- 0	NEUTRAL	0- 0	0- 0	0- 0				

RPI 1-25				RPI 26-50				RPI 51-100				RPI 101+ Team's RPI: 171			
RPI	S	Opponent	Score	RPI	S	Opponent	Score	RPI	S	Opponent	Score	RPI	S	Opponent	Score
				32	A	Kansas	55 67	69	A	Kansas St.	50 61	120	A	Oral Roberts	64 75
				50	A	Missouri	59 66					164	H	Louisiana Tech	80 70
												189	A	Denver	75 92
												195	H	Illinois St.	55 62
												196	H	George Mason	84 91
												255	A	Loyola Chicago	88 74
												260	H	SIUE	80 75
												316	A	North Dakota St.	69 59
LAST 12 Division I GAMES:															
195	H	Illinois St.	55 62	255	A	Loyola Chicago	88 74								
164	H	Louisiana Tech	80 70	50	A	Missouri	59 66								
260	H	SIUE	80 75	316	A	North Dakota St.	69 59								
189	A	Denver	75 92	196	H	George Mason	84 91								
32	A	Kansas	55 67	120	A	Oral Roberts	64 75								
				69	A	Kansas St.	50 61								

Non-Div I Games: Peru St. 98 62 Mo.-St. Louis 92 63

UMKC

■ Loss,
 ■ Non-Conf, S Site,
 ■ Home
 ■ Away
 N Neutral

Average RPI Win:	280	WON-LOST	WINNING	LAST 10	STRENGTH OF	OPP. STRENGTH	TEAM	ADJ.	CONF.	ADJ CONF.
Average RPI Loss:	203	RECORD	PCT. RANK	GAMES	SCHEDULE	OF SCHEDULE	RPI	RPI	RPI	RPI
DIV. I ONLY	3- 9	270	2-8	234	332	283	283	25	25	
DIV. I NON-CONF.	3- 9	269	0- 1	230	331	285	285	25	25	
<hr/>										
TOTALS	RPI 1-25	RPI 26-50	W-L RECORDS	RPI 51-100	RPI 101-150	RPI 150+				
3- 9	0- 1	0- 0	OVERALL	0- 1	0- 1	3- 6				
1- 3	0- 0	0- 0	HOME	0- 0	0- 1	1- 2				
2- 6	0- 1	0- 0	AWAY	0- 1	0- 0	2- 4				
0- 0	0- 0	0- 0	NEUTRAL	0- 0	0- 0	0- 0				
3- 9	0- 1	0- 0	NON-CONFERENCE	0- 1	0- 1	3- 6				
1- 3	0- 0	0- 0	HOME	0- 0	0- 1	1- 2				
2- 6	0- 1	0- 0	AWAY	0- 1	0- 0	2- 4				
0- 0	0- 0	0- 0	NEUTRAL	0- 0	0- 0	0- 0				
0- 0	0- 0	0- 0	CONFERENCE	0- 0	0- 0	0- 0				
0- 0	0- 0	0- 0	HOME	0- 0	0- 0	0- 0				
0- 0	0- 0	0- 0	AWAY	0- 0	0- 0	0- 0				
0- 0	0- 0	0- 0	NEUTRAL	0- 0	0- 0	0- 0				

RPI 1-25				RPI 26-50				RPI 51-100				RPI 101+				Team's RPI: 283
RPI	S	Opponent	Score	RPI	S	Opponent	Score	RPI	S	Opponent	Score	RPI	S	Opponent	Score	
17	A	Butler	36 89					89	A	Seton Hall	57 90	134	H	Providence	47 71	
												201	A	Holy Cross	54 63	
												205	A	Cornell	54 63	
												212	A	Massachusetts	62 59	
												231	A	Dartmouth	54 70	
												280	H	Saint Peter's	59 57	
												286	H	Bryant	57 58	
												328	H	Colgate	52 61	
												332	A	Morgan St.	49 61	
												349	A	LIU Brooklyn	69 64	
<hr/>																
LAST 12 Division I GAMES:																
332	A	Morgan St.	49 61	328	H	Colgate	52 61									
212	A	Massachusetts	62 59	201	A	Holy Cross	54 63									
231	A	Dartmouth	54 70	349	A	LIU Brooklyn	69 64									
134	H	Providence	47 71	89	A	Seton Hall	57 90									
280	H	Saint Peter's	59 57	17	A	Butler	36 89									
286	H	Bryant	57 58	205	A	Cornell	54 63									

Non-Div I Games: Fisher 79 45

UMass Lowell

Average RPI Win:	258	WON-LOST	WINNING	LAST 10	STRENGTH OF	OPP. STRENGTH	TEAM	ADJ.	CONF.	ADJ CONF.
Average RPI Loss:	100	RECORD	PCT. RANK	GAMES	SCHEDULE	OF SCHEDULE	RPI	RPI	RPI	RPI
DIV. I ONLY	4- 6	210	5-5	152	166	200	200	29	29	
DIV. I NON-CONF.	4- 6	212	0- 1	154	164	200	200	29	29	

TOTALS	RPI 1-25	RPI 26-50	W-L RECORDS	RPI 51-100	RPI 101-150	RPI 150+				
4- 6	0- 1	0- 0	OVERALL	0- 3	0- 1	4- 1				
4- 0	0- 0	0- 0	HOME	0- 0	0- 0	4- 0				
0- 6	0- 1	0- 0	AWAY	0- 3	0- 1	0- 1				
0- 0	0- 0	0- 0	NEUTRAL	0- 0	0- 0	0- 0				
4- 6	0- 1	0- 0	NON-CONFERENCE	0- 3	0- 1	4- 1				
4- 0	0- 0	0- 0	HOME	0- 0	0- 0	4- 0				
0- 6	0- 1	0- 0	AWAY	0- 3	0- 1	0- 1				
0- 0	0- 0	0- 0	NEUTRAL	0- 0	0- 0	0- 0				
0- 0	0- 0	0- 0	CONFERENCE	0- 0	0- 0	0- 0				
0- 0	0- 0	0- 0	HOME	0- 0	0- 0	0- 0				
0- 0	0- 0	0- 0	AWAY	0- 0	0- 0	0- 0				
0- 0	0- 0	0- 0	NEUTRAL	0- 0	0- 0	0- 0				

RPI 1-25				RPI 26-50				RPI 51-100				RPI 101+ Team's RPI: 200			
RPI	S	Opponent	Score	RPI	S	Opponent	Score	RPI	S	Opponent	Score	RPI	S	Opponent	Score
25	A	Tennessee	46 73					62	A	Middle Tenn.	46 67	108	A	Tennessee Tech	53 60
								79	A	Charlotte	53 70	199	H	Davi dson	69 56
								92	A	Mercer	47 61	236	A	Furman	47 58
												257	H	Wofford	60 46
												272	H	ETSU	56 55
												303	H	Western Caro.	74 49

LAST 12 Division I GAMES:															
				92	A	Mercer	47 61	236	A	Furman	47 58				
				62	A	Middle Tenn.	46 67	257	H	Wofford	60 46				
				108	A	Tennessee Tech	53 60	199	H	Davi dson	69 56				
				272	H	ETSU	56 55	303	H	Western Caro.	74 49				
								25	A	Tennessee	46 73				
								79	A	Charlotte	53 70				

Non-Div I Games: Warren Wilson 92 31

UNC Asheville

Average RPI Win:	246	WON-LOST	WINNING	LAST 10	STRENGTH OF	OPP. STRENGTH	TEAM	ADJ.	CONF.	ADJ CONF.
Average RPI Loss:	168	RECORD	PCT. RANK	GAMES	SCHEDULE	OF SCHEDULE	RPI	RPI	RPI	RPI
DIV. I ONLY	2- 8	293	4-6	147	272	273	273	23	23	
DIV. I NON-CONF.	2- 8	291	0- 1	148	271	274	274	23	23	

TOTALS	RPI 1-25	RPI 26-50	W-L RECORDS	RPI 51-100	RPI 101-150	RPI 150+				
2- 8	0- 0	0- 1	OVERALL	0- 1	0- 0	2- 6				
1- 1	0- 0	0- 0	HOME	0- 0	0- 0	1- 1				
0- 6	0- 0	0- 1	AWAY	0- 0	0- 0	0- 5				
1- 1	0- 0	0- 0	NEUTRAL	0- 1	0- 0	1- 0				
2- 8	0- 0	0- 1	NON-CONFERENCE	0- 1	0- 0	2- 6				
1- 1	0- 0	0- 0	HOME	0- 0	0- 0	1- 1				
0- 6	0- 0	0- 1	AWAY	0- 0	0- 0	0- 5				
1- 1	0- 0	0- 0	NEUTRAL	0- 1	0- 0	1- 0				
0- 0	0- 0	0- 0	CONFERENCE	0- 0	0- 0	0- 0				
0- 0	0- 0	0- 0	HOME	0- 0	0- 0	0- 0				
0- 0	0- 0	0- 0	AWAY	0- 0	0- 0	0- 0				
0- 0	0- 0	0- 0	NEUTRAL	0- 0	0- 0	0- 0				

RPI	S	Opponent	Score	RPI	S	Opponent	Score	RPI	S	Opponent	Score	RPI	S	Opponent	Score
45	A	North Carolina	62 83	89	N	Seton Hall	64 71	159	H	Coastal Caro.	71 78	160	A	Appal achian St.	65 68
								173	A	Georgi a St.	63 70	180	A	High Point	75 82
								192	A	Campbel l	49 53	221	N	Eastern Mi ch.	49 44
								270	H	Liberty	48 45	342	A	N. C. Central	57 66

Team's RPI: 273															
LAST 12 Division I GAMES:															
159	H	Coastal Caro.	71 78	180	A	High Point	75 82								
89	N	Seton Hall	64 71	192	A	Campbel l	49 53								
221	N	Eastern Mi ch.	49 44	160	A	Appal achian St.	65 68								
270	H	Liberty	48 45	173	A	Georgi a St.	63 70								
342	A	N. C. Central	57 66												
45	A	North Carolina	62 83												

Non-Div I Games: Pfeiffer 92 23 UNC Pembroke 72 32 Lees-McRae 92 36 Young Harris 62 29
 UNC Greensboro

Average RPI	Win:	304	WON-LOST	WINNING	LAST 10	STRENGTH OF	OPP. STRENGTH	TEAM	ADJ.	CONF.	ADJ CONF.
Average RPI	Loss:	84	RECORD	PCT. RANK	GAMES	SCHEDULE	OF SCHEDULE	RPI	RPI	RPI	RPI
DIV. I ONLY		5- 4		138	6-4	205	310	150	150	13	13
DIV. I NON-CONF.		5- 4		140	1- 0	196	309	150	150	13	13
<hr/>											
TOTALS	RPI 1-25		RPI 26-50		W-L RECORDS	RPI 51-100		RPI 101-150		RPI 150+	
5- 4	0- 0		0- 1		OVERALL	0- 2		0- 1		5- 0	
3- 0	0- 0		0- 0		HOME	0- 0		0- 0		3- 0	
2- 4	0- 0		0- 1		AWAY	0- 2		0- 1		2- 0	
0- 0	0- 0		0- 0		NEUTRAL	0- 0		0- 0		0- 0	
5- 4	0- 0		0- 1		NON-CONFERENCE	0- 2		0- 1		5- 0	
3- 0	0- 0		0- 0		HOME	0- 0		0- 0		3- 0	
2- 4	0- 0		0- 1		AWAY	0- 2		0- 1		2- 0	
0- 0	0- 0		0- 0		NEUTRAL	0- 0		0- 0		0- 0	
0- 0	0- 0		0- 0		CONFERENCE	0- 0		0- 0		0- 0	
0- 0	0- 0		0- 0		HOME	0- 0		0- 0		0- 0	
0- 0	0- 0		0- 0		AWAY	0- 0		0- 0		0- 0	
0- 0	0- 0		0- 0		NEUTRAL	0- 0		0- 0		0- 0	

RPI 1-25				RPI 26-50				RPI 51-100				RPI 101+				Team's RPI: 150	
RPI	S	Opponent	Score	RPI	S	Opponent	Score	RPI	S	Opponent	Score	RPI	S	Opponent	Score		
				45	A	North Carolina	55 82	61	A	Ohio	72 95	140	A	VCU	47 58		
								91	A	Pittsburgh	56 60	191	A	East Carolina	71 68		
												305	H	Presbyter ian	63 48		
												341	H	Grand Canyon	77 55		
												342	A	N.C. Central	89 82		
												343	H	Longwood	35 33		
LAST 12 Division I GAMES:																	
				91	A	Pittsburgh	56 60	191	A	East Carolina	71 68						
				45	A	North Carolina	55 82	343	H	Longwood	35 33						
				140	A	VCU	47 58	61	A	Ohio	72 95						
				342	A	N.C. Central	89 82										
				341	H	Grand Canyon	77 55										
				305	H	Presbyter ian	63 48										

Non-Div I Games: Fayetteville St. 72 54 Belmont Abbey 74 58

UNCW

Loss, Non-Conf, S Site, H Home A Away N Neutral

Average RPI Win:	183	WON-LOST	WINNING	LAST 10	STRENGTH OF	OPP. STRENGTH	TEAM	ADJ.	CONF.	ADJ CONF.
Average RPI Loss:	52	RECORD	PCT. RANK	GAMES	SCHEDULE	OF SCHEDULE	RPI	RPI	RPI	RPI
DIV. I ONLY	6- 5	142	6-4	85	69	74	74	14	14	
DIV. I NON-CONF.	6- 5	145	0- 1	87	66	71	71	14	14	

TOTALS	RPI 1-25	RPI 26-50	W-L RECORDS	RPI 51-100	RPI 101-150	RPI 150+				
6- 5	0- 2	0- 0	OVERALL	1- 3	1- 0	4- 0				
4- 0	0- 0	0- 0	HOME	1- 0	0- 0	3- 0				
2- 4	0- 2	0- 0	AWAY	0- 2	1- 0	1- 0				
0- 1	0- 0	0- 0	NEUTRAL	0- 1	0- 0	0- 0				
6- 5	0- 2	0- 0	NON-CONFERENCE	1- 3	1- 0	4- 0				
4- 0	0- 0	0- 0	HOME	1- 0	0- 0	3- 0				
2- 4	0- 2	0- 0	AWAY	0- 2	1- 0	1- 0				
0- 1	0- 0	0- 0	NEUTRAL	0- 1	0- 0	0- 0				
0- 0	0- 0	0- 0	CONFERENCE	0- 0	0- 0	0- 0				
0- 0	0- 0	0- 0	HOME	0- 0	0- 0	0- 0				
0- 0	0- 0	0- 0	AWAY	0- 0	0- 0	0- 0				
0- 0	0- 0	0- 0	NEUTRAL	0- 0	0- 0	0- 0				

RPI	S	Opponent	Score	RPI	S	Opponent	Score	RPI	S	Opponent	Score	RPI	S	Opponent	Score
11	A	Iowa	57 83					60	H	Creighton	65 55	105	A	IUPUI	53 40
16	A	Marquette	61 102					69	A	Kansas St.	62 72	190	H	North Dakota	64 60
								76	N	Boise St.	60 61	213	H	Delaware	79 67
								90	A	Northern Ill.	59 70	234	A	Long Beach St.	71 64
												295	H	Omaha	79 50

LAST 12 Division I GAMES:															
190	H	North Dakota	64 60	90	A	Northern Ill.	59 70								
105	A	IUPUI	53 40	16	A	Marquette	61 102								
76	N	Boise St.	60 61	69	A	Kansas St.	62 72								
234	A	Long Beach St.	71 64	295	H	Omaha	79 50								
60	H	Creighton	65 55	11	A	Iowa	57 83								
213	H	Delaware	79 67												

Non-Div I Games: Minnesota St. 73 56

UNI

Average RPI Win:	269	WON-LOST	WINNING	LAST 10	STRENGTH OF	OPP. STRENGTH	TEAM	ADJ.	CONF.	ADJ CONF.
Average RPI Loss:	124	RECORD	PCT. RANK	GAMES	SCHEDULE	OF SCHEDULE	RPI	RPI	RPI	RPI
DIV. I ONLY	2- 9	299	2-8	62	223	264	264	10	10	
DIV. I NON-CONF.	2- 9	297	1- 0	62	219	263	263	10	10	

TOTALS	RPI 1-25	RPI 26-50	W-L RECORDS	RPI 51-100	RPI 101-150	RPI 150+				
2- 9	0- 1	0- 1	OVERALL	0- 3	0- 1	2- 3				
2- 5	0- 1	0- 0	HOME	0- 3	0- 0	2- 1				
0- 4	0- 0	0- 1	AWAY	0- 0	0- 1	0- 2				
0- 0	0- 0	0- 0	NEUTRAL	0- 0	0- 0	0- 0				
2- 9	0- 1	0- 1	NON-CONFERENCE	0- 3	0- 1	2- 3				
2- 5	0- 1	0- 0	HOME	0- 3	0- 0	2- 1				
0- 4	0- 0	0- 1	AWAY	0- 0	0- 1	0- 2				
0- 0	0- 0	0- 0	NEUTRAL	0- 0	0- 0	0- 0				
0- 0	0- 0	0- 0	CONFERENCE	0- 0	0- 0	0- 0				
0- 0	0- 0	0- 0	HOME	0- 0	0- 0	0- 0				
0- 0	0- 0	0- 0	AWAY	0- 0	0- 0	0- 0				
0- 0	0- 0	0- 0	NEUTRAL	0- 0	0- 0	0- 0				

RPI 1-25				RPI 26-50				RPI 51-100				RPI 101+ Team's RPI: 264			
RPI	S	Opponent	Score	RPI	S	Opponent	Score	RPI	S	Opponent	Score	RPI	S	Opponent	Score
9	H	Gonzaga	59 70	39	A	Duke	38 66	54	H	Southern California	72 86	136	A	UC Irvine	55 57
								62	H	Middle Tenn.	62 66	174	A	Portland St.	49 58
								85	H	Wright St.	52 68	244	H	Florida	56 53
												278	A	South Carolina St.	49 58
												281	H	Hawaii	61 66
												293	H	UC Santa Barbara	69 51
LAST 12 Division I GAMES:															
54	H	Southern California	72 86	244	H	Florida	56 53								
293	H	UC Santa Barbara	69 51	62	H	Middle Tenn.	62 66								
9	H	Gonzaga	59 70	281	H	Hawaii	61 66								
136	A	UC Irvine	55 57	174	A	Portland St.	49 58								
85	H	Wright St.	52 68	278	A	South Carolina St.	49 58								
				39	A	Duke	38 66								

Non-Div I Games:

UNLV

Average RPI	Win:	342	WON-LOST	WINNING	LAST 10	STRENGTH OF	OPP. STRENGTH	TEAM	ADJ.	CONF.	ADJ CONF.
Average RPI	Loss:	201	RECORD	PCT. RANK	GAMES	SCHEDULE	OF SCHEDULE	RPI	RPI	RPI	RPI
DIV. I ONLY		1- 7		320	4-6	261	325	312	312	29	29
DIV. I NON-CONF.		1- 7		319	0- 0	259	322	313	313	29	29
<hr/>											
TOTALS	RPI 1-25		RPI 26-50		W-L RECORDS	RPI 51-100		RPI 101-150		RPI 150+	
1- 7	0- 0		0- 1		OVERALL	0- 1		0- 0		1- 5	
0- 0	0- 0		0- 0		HOME	0- 0		0- 0		0- 0	
1- 7	0- 0		0- 1		AWAY	0- 1		0- 0		1- 5	
0- 0	0- 0		0- 0		NEUTRAL	0- 0		0- 0		0- 0	
1- 7	0- 0		0- 1		NON-CONFERENCE	0- 1		0- 0		1- 5	
0- 0	0- 0		0- 0		HOME	0- 0		0- 0		0- 0	
1- 7	0- 0		0- 1		AWAY	0- 1		0- 0		1- 5	
0- 0	0- 0		0- 0		NEUTRAL	0- 0		0- 0		0- 0	
0- 0	0- 0		0- 0		CONFERENCE	0- 0		0- 0		0- 0	
0- 0	0- 0		0- 0		HOME	0- 0		0- 0		0- 0	
0- 0	0- 0		0- 0		AWAY	0- 0		0- 0		0- 0	
0- 0	0- 0		0- 0		NEUTRAL	0- 0		0- 0		0- 0	

RPI 1-25				RPI 26-50				RPI 51-100				RPI 101+ Team's RPI: 312			
RPI	S	Opponent	Score	RPI	S	Opponent	Score	RPI	S	Opponent	Score	RPI	S	Opponent	Score
				40	A	Virginia Tech	45 96	63	A	Nebraska	64 87	191	A	East Carolina	53 63
												236	A	Furman	67 78
												278	A	South Carolina St.	66 71
												295	A	Omaha	69 96
												303	A	Western Caro.	64 68
												342	A	N.C. Central	82 63
<hr/>															
LAST 12 Division I GAMES:															
				191	A	East Carolina	53 63	303	A	Western Caro.	64 68				
				40	A	Virginia Tech	45 96	278	A	South Carolina St.	66 71				
								342	A	N.C. Central	82 63				
								236	A	Furman	67 78				
								63	A	Nebraska	64 87				
								295	A	Omaha	69 96				

Non-Div I Games: Brevard 71 53 Converse 69 51 UNKNOWN 101 53

USC Upstate

Average RPI	Win:	213	WON-LOST	WINNING	LAST 10	STRENGTH OF	OPP. STRENGTH	TEAM	ADJ.	CONF.	ADJ CONF.
Average RPI	Loss:	73	RECORD	PCT. RANK	GAMES	SCHEDULE	OF SCHEDULE	RPI	RPI	RPI	RPI
DIV. I ONLY		8- 3		71	7-3	252	100	119	119	15	15
DIV. I NON-CONF.		8- 3		72	1- 0	251	97	119	119	16	16
<hr/>											
TOTALS	RPI 1-25		RPI 26-50		W-L RECORDS	RPI 51-100		RPI 101-150		RPI 150+	
8- 3	0- 0		0- 0		OVERALL	0- 2		3- 1		5- 0	
3- 2	0- 0		0- 0		HOME	0- 2		1- 0		2- 0	
5- 1	0- 0		0- 0		AWAY	0- 0		2- 1		3- 0	
0- 0	0- 0		0- 0		NEUTRAL	0- 0		0- 0		0- 0	
8- 3	0- 0		0- 0		NON-CONFERENCE	0- 2		3- 1		5- 0	
3- 2	0- 0		0- 0		HOME	0- 2		1- 0		2- 0	
5- 1	0- 0		0- 0		AWAY	0- 0		2- 1		3- 0	
0- 0	0- 0		0- 0		NEUTRAL	0- 0		0- 0		0- 0	
0- 0	0- 0		0- 0		CONFERENCE	0- 0		0- 0		0- 0	
0- 0	0- 0		0- 0		HOME	0- 0		0- 0		0- 0	
0- 0	0- 0		0- 0		AWAY	0- 0		0- 0		0- 0	
0- 0	0- 0		0- 0		NEUTRAL	0- 0		0- 0		0- 0	

RPI 1-25				RPI 26-50				RPI 51-100				RPI 101+ Team's RPI: 119			
RPI	S	Opponent	Score	RPI	S	Opponent	Score	RPI	S	Opponent	Score	RPI	S	Opponent	Score
								53	H	Arkansas	65 66	107	A	Houston	65 61
								54	H	Southern California	61 73	113	A	Fresno St.	61 70
												120	A	Oral Roberts	80 62
												122	H	Grambling	78 54
												229	A	San Francisco	80 73
												250	A	SMU	66 41
												288	H	UTSA	53 48
												292	A	Incarnate Word	97 49
												296	H	Jackson St.	99 63
<hr/>															
LAST 12 Division I GAMES:															
250	A	SMU	66 41	292	A	Incarnate Word	97 49								
54	H	Southern California	61 73	229	A	San Francisco	80 73								
288	H	UTSA	53 48	113	A	Fresno St.	61 70								
107	A	Houston	65 61	122	H	Grambling	78 54								
120	A	Oral Roberts	80 62	53	H	Arkansas	65 66								
				296	H	Jackson St.	99 63								

Non-Div I Games:

UT Arlington

U
T
M
a
r
t
i
nU
T
M
a
r
t
i
n

UT Martin

Average RPI Win:	303	WON-LOST	WINNING	LAST 10	STRENGTH OF	OPP. STRENGTH	TEAM	ADJ.	CONF.	ADJ CONF.
Average RPI Loss:	167	RECORD	PCT. RANK	GAMES	SCHEDULE	OF SCHEDULE	RPI	RPI	RPI	RPI
DIV. I ONLY	3- 10	278	1-9	247	295	325	325	19	19	
DIV. I NON-CONF.	3- 10	277	0- 1	244	296	327	327	19	19	

TOTALS	RPI 1-25	RPI 26-50	W-L RECORDS	RPI 51-100	RPI 101-150	RPI 150+				
3- 10	0- 0	0- 1	OVERALL	0- 1	0- 1	3- 7				
2- 5	0- 0	0- 0	HOME	0- 0	0- 1	2- 4				
0- 4	0- 0	0- 1	AWAY	0- 1	0- 0	0- 2				
1- 1	0- 0	0- 0	NEUTRAL	0- 0	0- 0	1- 1				
3- 10	0- 0	0- 1	NON-CONFERENCE	0- 1	0- 1	3- 7				
2- 5	0- 0	0- 0	HOME	0- 0	0- 1	2- 4				
0- 4	0- 0	0- 1	AWAY	0- 1	0- 0	0- 2				
1- 1	0- 0	0- 0	NEUTRAL	0- 0	0- 0	1- 1				
0- 0	0- 0	0- 0	CONFERENCE	0- 0	0- 0	0- 0				
0- 0	0- 0	0- 0	HOME	0- 0	0- 0	0- 0				
0- 0	0- 0	0- 0	AWAY	0- 0	0- 0	0- 0				
0- 0	0- 0	0- 0	NEUTRAL	0- 0	0- 0	0- 0				

U
T
E
PU
T
E
P

RPI 1-25				RPI 26-50				RPI 51-100				RPI 101+ Team's RPI: 325			
RPI	S	Opponent	Score	RPI	S	Opponent	Score	RPI	S	Opponent	Score	RPI	S	Opponent	Score
				27	A	New Mexico	51 69	84	A	Arizona	40 62	146	H	Abilene Christian	69 70
												163	H	New Mexico St.	65 69
												168	H	Nicholls St.	56 58
												174	H	Portland St.	61 89
												178	H	Arkansas St.	66 67
												181	A	Tulsa	45 66
												207	N	Akron	57 64
												247	N	Western Ill.	84 72
												313	H	CSU Bakersfield	53 47
												337	A	Weber St.	63 68
												350	H	Alcorn	77 51
LAST 12 Division I GAMES:															
				84	A	Arizona	40 62	181	A	Tulsa	45 66				
				174	H	Portland St.	61 89	207	N	Akron	57 64				
				27	A	New Mexico	51 69	247	N	Western Ill.	84 72				
				178	H	Arkansas St.	66 67	168	H	Nicholls St.	56 58				
				337	A	Weber St.	63 68	163	H	New Mexico St.	65 69				
				146	H	Abilene Christian	69 70	313	H	CSU Bakersfield	53 47				

Non-Div I Games:

UTEP

Average RPI Win: **284**
 Average RPI Loss: **166**

WON-LOST
RECORD

WINNING
PCT. RANK

LAST 10
GAMES

STRENGTH OF
SCHEDULE

OPP. STRENGTH
OF SCHEDULE

TEAM
RPI

ADJ.
RPI

CONF.
RPI

ADJ CONF.
RPI

DIV. I ONLY	4- 7	229	5-5	283	246	274	274	30	30
DIV. I NON-CONF.	4- 7	227	0- 1	282	241	275	275	30	30

TOTALS	RPI 1-25	RPI 26-50	W-L RECORDS	RPI 51-100	RPI 101-150	RPI 150+			
4- 7	0- 1	0- 1	OVERALL	0- 1	0- 0	4- 4			
2- 3	0- 0	0- 0	HOME	0- 1	0- 0	2- 2			
2- 4	0- 1	0- 1	AWAY	0- 0	0- 0	2- 2			
0- 0	0- 0	0- 0	NEUTRAL	0- 0	0- 0	0- 0			
4- 7	0- 1	0- 1	NON-CONFERENCE	0- 1	0- 0	4- 4			
2- 3	0- 0	0- 0	HOME	0- 1	0- 0	2- 2			
2- 4	0- 1	0- 1	AWAY	0- 0	0- 0	2- 2			
0- 0	0- 0	0- 0	NEUTRAL	0- 0	0- 0	0- 0			
0- 0	0- 0	0- 0	CONFERENCE	0- 0	0- 0	0- 0			
0- 0	0- 0	0- 0	HOME	0- 0	0- 0	0- 0			
0- 0	0- 0	0- 0	AWAY	0- 0	0- 0	0- 0			
0- 0	0- 0	0- 0	NEUTRAL	0- 0	0- 0	0- 0			

RPI 1-25				RPI 26-50				RPI 51-100				RPI 101+ Team's RPI: 274			
RPI	S	Opponent	Score	RPI	S	Opponent	Score	RPI	S	Opponent	Score	RPI	S	Opponent	Score
13	A	Bayl or	37 98	41	A	Texas A&M	61 84	77	H	Texas	66 81	169	H	Prairie View	57 50
												202	H	Texas Southern	55 69
												212	A	Massachusetts	70 74
												288	A	UTSA	58 61
												310	H	Louisiana	75 60
												326	A	A&M-Corpus Christi	70 57
												326	H	A&M-Corpus Christi	49 59
												329	A	Canisius	57 53
LAST 12 Division I GAMES:															
202	H	Texas Southern	55 69	13	A	Bayl or	37 98	41	A	Texas A&M	61 84	77	H	Texas	66 81
326	A	A&M-Corpus Christi	70 57	77	H	Texas	66 81	288	A	UTSA	58 61	326	H	A&M-Corpus Christi	49 59
310	H	Louisiana	75 60												
169	H	Prairie View	57 50												
212	A	Massachusetts	70 74												
329	A	Canisius	57 53												

Non-Div I Games: Texas Lutheran 82 38 UNKNOWN 74 43

UTRGV

Loss, Non-Conf, S Site, H Home A Away N Neutral

Average RPI Win:	265	WON-LOST	WINNING	LAST 10	STRENGTH OF	OPP. STRENGTH	TEAM	ADJ.	CONF.	ADJ CONF.
Average RPI Loss:	144	RECORD	PCT. RANK	GAMES	SCHEDULE	OF SCHEDULE	RPI	RPI	RPI	RPI
DIV. I ONLY	3- 7	255	4-6	192	255	288	288	19	19	
DIV. I NON-CONF.	3- 7	255	0- 0	187	250	290	290	19	19	

TOTALS	RPI 1-25	RPI 26-50	W-L RECORDS	RPI 51-100	RPI 101-150	RPI 150+				
3- 7	0- 0	0- 0	OVERALL	0- 2	0- 3	3- 2				
3- 3	0- 0	0- 0	HOME	0- 0	0- 2	3- 1				
0- 3	0- 0	0- 0	AWAY	0- 2	0- 1	0- 0				
0- 1	0- 0	0- 0	NEUTRAL	0- 0	0- 0	0- 1				
3- 7	0- 0	0- 0	NON-CONFERENCE	0- 2	0- 3	3- 2				
3- 3	0- 0	0- 0	HOME	0- 0	0- 2	3- 1				
0- 3	0- 0	0- 0	AWAY	0- 2	0- 1	0- 0				
0- 1	0- 0	0- 0	NEUTRAL	0- 0	0- 0	0- 1				
0- 0	0- 0	0- 0	CONFERENCE	0- 0	0- 0	0- 0				
0- 0	0- 0	0- 0	HOME	0- 0	0- 0	0- 0				
0- 0	0- 0	0- 0	AWAY	0- 0	0- 0	0- 0				
0- 0	0- 0	0- 0	NEUTRAL	0- 0	0- 0	0- 0				

RPI 1-25				RPI 26-50				RPI 51-100				RPI 101+ Team's RPI: 288			
RPI	S	Opponent	Score	RPI	S	Opponent	Score	RPI	S	Opponent	Score	RPI	S	Opponent	Score
								77	A	Texas	54 98	105	H	IUPUI	50 58
								89	A	Seton Hall	53 84	119	A	UT Arlington	48 53
												147	H	Utah St.	56 62
												161	H	Texas St.	60 68
												185	H	San Diego	87 77
												274	H	UTRGV	61 58
												308	N	UMBC	58 72
												337	H	Weber St.	66 59
LAST 12 Division I GAMES:															
337	H	Weber St.	66 59	119	A	UT Arlington	48 53								
105	H	IUPUI	50 58	185	H	San Diego	87 77								
161	H	Texas St.	60 68	147	H	Utah St.	56 62								
274	H	UTRGV	61 58	77	A	Texas	54 98								
89	A	Seton Hall	53 84												
308	N	UMBC	58 72												

Non-Div I Games: Concordia (TX) 78 51 Tex. A&M-Kingsville 86 55

UTSA

Average RPI	Win:	208	WON-LOST	WINNING	LAST 10	STRENGTH OF	OPP. STRENGTH	TEAM	ADJ.	CONF.	ADJ CONF.
Average RPI	Loss:	0	RECORD	PCT. RANK	GAMES	SCHEDULE	OF SCHEDULE	RPI	RPI	RPI	RPI
DIV. I ONLY		12- 0		1	10-0	304	96	55	55	2	2
DIV. I NON-CONF.		11- 0		1	1- 0	332	91	80	80	2	2

TOTALS	RPI 1-25		RPI 26-50		W-L RECORDS	RPI 51-100		RPI 101-150		RPI 150+	
12- 0	0- 0		1- 0		OVERALL	2- 0		1- 0		8- 0	
7- 0	0- 0		1- 0		HOME	1- 0		1- 0		4- 0	
3- 0	0- 0		0- 0		AWAY	1- 0		0- 0		2- 0	
2- 0	0- 0		0- 0		NEUTRAL	0- 0		0- 0		2- 0	
11- 0	0- 0		1- 0		NON-CONFERENCE	1- 0		1- 0		8- 0	
7- 0	0- 0		1- 0		HOME	1- 0		1- 0		4- 0	
2- 0	0- 0		0- 0		AWAY	0- 0		0- 0		2- 0	
2- 0	0- 0		0- 0		NEUTRAL	0- 0		0- 0		2- 0	
1- 0	0- 0		0- 0		CONFERENCE	1- 0		0- 0		0- 0	
0- 0	0- 0		0- 0		HOME	0- 0		0- 0		0- 0	
1- 0	0- 0		0- 0		AWAY	1- 0		0- 0		0- 0	
0- 0	0- 0		0- 0		NEUTRAL	0- 0		0- 0		0- 0	

RPI 1-25				RPI 26-50				RPI 51-100				Team's RPI : 55				RPI 101+			
RPI	S	Opponent	Score	RPI	S	Opponent	Score	RPI	S	Opponent	Score	RPI	S	Opponent	Score	RPI	S	Opponent	Score
				47	H	BYU	78 67					52	A	Col orado	76 61	128	H	Idaho St.	74 60
												99	H	Al abama	72 62	228	A	Nevada	74 52
																234	H	Long Beach St.	82 59
																243	A	Eastern Wash.	95 51
																244	N	Fl ori da	74 58
																281	N	Hawai i	73 48
																282	H	Utah Valley	85 47
																317	H	Seattle U	89 62
																337	H	Weber St.	77 56
LAST 12 Division I GAMES:																			
				317	H	Seattle U	89 62					281	N	Hawai i	73 48				
				243	A	Eastern Wash.	95 51					52	A	Col orado	76 61				
				128	H	Idaho St.	74 60					244	N	Fl ori da	74 58				
				234	H	Long Beach St.	82 59					337	H	Weber St.	77 56				
				99	H	Al abama	72 62					47	H	BYU	78 67				
				228	A	Nevada	74 52					282	H	Utah Val ley	85 47				

Non-Div I Games:

Utah

Average RPI Win:	233	WON-LOST	WINNING	LAST 10	STRENGTH OF	OPP. STRENGTH	TEAM	ADJ.	CONF.	ADJ CONF.
Average RPI Loss:	88	RECORD	PCT. RANK	GAMES	SCHEDULE	OF SCHEDULE	RPI	RPI	RPI	RPI
DIV. I ONLY	4- 6	210	4-6	81	92	147	147	10	10	
DIV. I NON-CONF.	4- 6	212	0- 1	82	89	146	146	10	10	

TOTALS	RPI 1-25	RPI 26-50	W-L RECORDS	RPI 51-100	RPI 101-150	RPI 150+				
4- 6	0- 1	0- 1	OVERALL	0- 2	1- 1	3- 1				
1- 3	0- 1	0- 1	HOME	0- 0	0- 0	1- 1				
3- 1	0- 0	0- 0	AWAY	0- 0	1- 1	2- 0				
0- 2	0- 0	0- 0	NEUTRAL	0- 2	0- 0	0- 0				
4- 6	0- 1	0- 1	NON-CONFERENCE	0- 2	1- 1	3- 1				
1- 3	0- 1	0- 1	HOME	0- 0	0- 0	1- 1				
3- 1	0- 0	0- 0	AWAY	0- 0	1- 1	2- 0				
0- 2	0- 0	0- 0	NEUTRAL	0- 2	0- 0	0- 0				
0- 0	0- 0	0- 0	CONFERENCE	0- 0	0- 0	0- 0				
0- 0	0- 0	0- 0	HOME	0- 0	0- 0	0- 0				
0- 0	0- 0	0- 0	AWAY	0- 0	0- 0	0- 0				
0- 0	0- 0	0- 0	NEUTRAL	0- 0	0- 0	0- 0				

RPI 1-25				RPI 26-50				RPI 51-100				RPI 101+				Team's RPI: 147
RPI	S	Opponent	Score	RPI	S	Opponent	Score	RPI	S	Opponent	Score	RPI	S	Opponent	Score	
3	H	Oregon	58 88	47	H	BYU	57 62	52	N	Colorado	68 78	104	A	Washington St.	72 61	
								54	N	Southern Cal i forn i a	46 55	139	A	Portland	54 61	
												234	H	Long Beach St.	48 50	
												259	A	North Texas	57 41	
												282	H	Utah Valley	67 62	
												288	A	UTSA	62 56	
LAST 12 Division I GAMES:																
				54	N	Southern Cal i forn i a	46 55	234	H	Long Beach St.	48 50					
				47	H	BYU	57 62	282	H	Utah Valley	67 62					
				3	H	Oregon	58 88	259	A	North Texas	57 41					
				104	A	Washington St.	72 61	288	A	UTSA	62 56					
								139	A	Portl and	54 61					
								52	N	Col orado	68 78					

Non-Div I Games: Northern N.M. 106 35

Utah St.

Average RPI	Win: 269	WON-LOST	WINNING	LAST 10	STRENGTH OF	OPP. STRENGTH	TEAM	ADJ.	CONF.	ADJ CONF.
Average RPI	Loss: 137	RECORD	PCT. RANK	GAMES	SCHEDULE	OF SCHEDULE	RPI	RPI	RPI	RPI
DIV. I ONLY	3- 7	255	4-6	221	196	282	282	30	30	
DIV. I NON-CONF.	3- 7	255	0- 1	215	193	284	284	30	30	

TOTALS	RPI 1-25	RPI 26-50	W-L RECORDS	RPI 51-100	RPI 101-150	RPI 150+				
3- 7	0- 0	0- 1	OVERALL	0- 1	0- 3	3- 2				
3- 2	0- 0	0- 1	HOME	0- 0	0- 1	3- 0				
0- 5	0- 0	0- 0	AWAY	0- 1	0- 2	0- 2				
0- 0	0- 0	0- 0	NEUTRAL	0- 0	0- 0	0- 0				
3- 7	0- 0	0- 1	NON-CONFERENCE	0- 1	0- 3	3- 2				
3- 2	0- 0	0- 1	HOME	0- 0	0- 1	3- 0				
0- 5	0- 0	0- 0	AWAY	0- 1	0- 2	0- 2				
0- 0	0- 0	0- 0	NEUTRAL	0- 0	0- 0	0- 0				
0- 0	0- 0	0- 0	CONFERENCE	0- 0	0- 0	0- 0				
0- 0	0- 0	0- 0	HOME	0- 0	0- 0	0- 0				
0- 0	0- 0	0- 0	AWAY	0- 0	0- 0	0- 0				
0- 0	0- 0	0- 0	NEUTRAL	0- 0	0- 0	0- 0				

RPI	S	Opponent	Score	RPI	S	Opponent	Score	RPI	S	Opponent	Score	RPI	S	Opponent	Score	Team's RPI: 282
47	H	BYU	77	51	A	Utah	85	128	A	Idaho St.	80	139	H	Portland	65	
								147	A	Utah St.	67	177	H	UC Riverside	53	
								216	A	Southern Utah	60	226	A	Cal St. Fullerton	56	
								293	H	UC Santa Barbara	54	337	H	Weber St.	59	

LAST 12 Division I GAMES:																
226	A	Cal St. Fullerton	56	337	H	Weber St.	59	147	A	Utah St.	67	128	A	Idaho St.	80	
177	H	UC Riverside	53	216	A	Southern Utah	60	55	A	Utah	85	293	H	UC Santa Barbara	54	
139	H	Portland	65	47	H	BYU	77									

Non-Div I Games: Ottawa (AZ) 90 61 La Verne 86 79 Arizona Christian 76 68

Utah Valley

Average RPI Win:	229	WON-LOST	WINNING	LAST 10	STRENGTH OF	OPP. STRENGTH	TEAM	ADJ.	CONF.	ADJ CONF.
Average RPI Loss:	82	RECORD	PCT. RANK	GAMES	SCHEDULE	OF SCHEDULE	RPI	RPI	RPI	RPI
DIV. I ONLY	8- 5	115	6-4	229	140	140	140	16	16	
DIV. I NON-CONF.	8- 5	120	1- 0	222	136	139	139	18	18	

TOTALS	RPI 1-25	RPI 26-50	W-L RECORDS	RPI 51-100	RPI 101-150	RPI 150+				
8- 5	0- 0	0- 2	OVERALL	1- 1	2- 2	5- 0				
4- 1	0- 0	0- 0	HOME	1- 1	1- 0	2- 0				
3- 3	0- 0	0- 2	AWAY	0- 0	1- 1	2- 0				
1- 1	0- 0	0- 0	NEUTRAL	0- 0	0- 1	1- 0				
8- 5	0- 0	0- 2	NON-CONFERENCE	1- 1	2- 2	5- 0				
4- 1	0- 0	0- 0	HOME	1- 1	1- 0	2- 0				
3- 3	0- 0	0- 2	AWAY	0- 0	1- 1	2- 0				
1- 1	0- 0	0- 0	NEUTRAL	0- 0	0- 1	1- 0				
0- 0	0- 0	0- 0	CONFERENCE	0- 0	0- 0	0- 0				
0- 0	0- 0	0- 0	HOME	0- 0	0- 0	0- 0				
0- 0	0- 0	0- 0	AWAY	0- 0	0- 0	0- 0				
0- 0	0- 0	0- 0	NEUTRAL	0- 0	0- 0	0- 0				

RPI 1-25				RPI 26-50				RPI 51-100				RPI 101+				Team's RPI: 140	
RPI	S	Opponent	Score	RPI	S	Opponent	Score	RPI	S	Opponent	Score	RPI	S	Opponent	Score		
				36	A	Old Dominion	57 60	80	H	Wake Forest	53 40	105	N	IUPUI	61 63		
				45	A	North Carolina	47 59	83	H	Radford	49 54	106	A	Georgetown	47 45		
												142	A	Cincinnati	54 66		
												150	H	UNCW	58 47		
												167	A	William & Mary	72 55		
												307	A	N.C. A&T	54 48		
												337	N	Weber St.	64 36		
												340	H	Delaware St.	97 55		
												343	H	Longwood	84 55		
LAST 12 Division I GAMES:																	
				340	H	Delaware St.	97 55	142	A	Cincinnati	54 66						
				307	A	N.C. A&T	54 48	106	A	Georgetown	47 45						
				83	H	Radford	49 54	150	H	UNCW	58 47						
				36	A	Old Dominion	57 60	105	N	IUPUI	61 63						
				45	A	North Carolina	47 59	337	N	Weber St.	64 36						
				343	H	Longwood	84 55	80	H	Wake Forest	53 40						

Non-Div I Games:

VCU

Average RPI Win:	286
Average RPI Loss:	198

DIV. I ONLY	4- 8	243	4-6	301	316	306	306	14	14
DIV. I NON-CONF.	4- 8	241	0- 1	301	314	306	306	14	14
TOTALS	RPI 1-25	RPI 26-50	W-L RECORDS	RPI 51-100	RPI 101-150	RPI 150+			
4- 8	0- 0	0- 0	OVERALL	0- 1	0- 1	4- 6			
1- 5	0- 0	0- 0	HOME	0- 1	0- 1	1- 3			
2- 3	0- 0	0- 0	AWAY	0- 0	0- 0	2- 3			
1- 0	0- 0	0- 0	NEUTRAL	0- 0	0- 0	1- 0			
4- 8	0- 0	0- 0	NON-CONFERENCE	0- 1	0- 1	4- 6			
1- 5	0- 0	0- 0	HOME	0- 1	0- 1	1- 3			
2- 3	0- 0	0- 0	AWAY	0- 0	0- 0	2- 3			
1- 0	0- 0	0- 0	NEUTRAL	0- 0	0- 0	1- 0			
0- 0	0- 0	0- 0	CONFERENCE	0- 0	0- 0	0- 0			
0- 0	0- 0	0- 0	HOME	0- 0	0- 0	0- 0			
0- 0	0- 0	0- 0	AWAY	0- 0	0- 0	0- 0			
0- 0	0- 0	0- 0	NEUTRAL	0- 0	0- 0	0- 0			

RPI 1-25				RPI 26-50				RPI 51-100				RPI 101+ Team's RPI: 306			
RPI	S	Opponent	Score	RPI	S	Opponent	Score	RPI	S	Opponent	Score	RPI	S	Opponent	Score
								82	H	Toledo	59 65	131	H	Miami (OH)	47 68
												154	H	Bowling Green	72 79
												176	A	Illinois	54 73
												190	H	North Dakota	56 62
												194	H	Eastern Ill.	62 60
												208	A	Morehead St.	62 68
												271	N	St. Francis Brooklyn	78 76
												316	H	North Dakota St.	48 51
												330	A	UIC	65 75
												331	A	Chicago St.	76 70
												346	A	Purdue Fort Wayne	68 64
LAST 12 Division I GAMES:															
154	H	Bowling Green	72 79	194	H	Eastern Ill.	62 60								
346	A	Purdue Fort Wayne	68 64	331	A	Chicago St.	76 70								
316	H	North Dakota St.	48 51	82	H	Toledo	59 65								
131	H	Miami (OH)	47 68	271	N	St. Francis Brooklyn	78 76								
190	H	North Dakota	56 62	208	A	Morehead St.	62 68								
330	A	UIC	65 75	176	A	Illinois	54 73								

Val parai so

Average RPI	Win: 278	WON-LOST	WINNING	LAST 10	STRENGTH OF	OPP. STRENGTH	TEAM	ADJ.	CONF.	ADJ CONF.
Average RPI	Loss: 55	RECORD	PCT. RANK	GAMES	SCHEDULE	OF SCHEDULE	RPI	RPI	RPI	RPI
DIV. I ONLY	5- 8	221	4-6	71	154	179	179	6	6	
DIV. I NON-CONF.	5- 8	223	1- 0	73	153	182	182	6	6	

TOTALS	RPI 1-25	RPI 26-50	W-L RECORDS	RPI 51-100	RPI 101-150	RPI 150+				
5- 8	0- 2	0- 2	OVERALL	0- 3	0- 0	5- 1				
4- 2	0- 0	0- 1	HOME	0- 0	0- 0	4- 1				
1- 3	0- 1	0- 0	AWAY	0- 2	0- 0	1- 0				
0- 3	0- 1	0- 1	NEUTRAL	0- 1	0- 0	0- 0				
5- 8	0- 2	0- 2	NON-CONFERENCE	0- 3	0- 0	5- 1				
4- 2	0- 0	0- 1	HOME	0- 0	0- 0	4- 1				
1- 3	0- 1	0- 0	AWAY	0- 2	0- 0	1- 0				
0- 3	0- 1	0- 1	NEUTRAL	0- 1	0- 0	0- 0				
0- 0	0- 0	0- 0	CONFERENCE	0- 0	0- 0	0- 0				
0- 0	0- 0	0- 0	HOME	0- 0	0- 0	0- 0				
0- 0	0- 0	0- 0	AWAY	0- 0	0- 0	0- 0				
0- 0	0- 0	0- 0	NEUTRAL	0- 0	0- 0	0- 0				

RPI 1-25				RPI 26-50				RPI 51-100				RPI 101+ Team's RPI: 179			
RPI	S	Opponent	Score	RPI	S	Opponent	Score	RPI	S	Opponent	Score	RPI	S	Opponent	Score
2	N	UConn	42 80	38	N	Miami (FL)	65 90	60	N	Creighton	55 75	156	H	North Ala.	71 74
7	A	NC State	54 74	44	H	Central Mich.	57 66	62	A	Middle Tenn.	58 65	214	H	Samford	77 52
								69	A	Kansas St.	61 72	235	A	Ball St.	60 43
												289	H	Tennessee St.	89 63
												305	H	Presbyterian	78 43
												345	H	Austin Peay	99 70

LAST 12 Division I GAMES:															
214	H	Samford	77 52	235	A	Ball St.	60 43	60	N	Creighton	55 75	69	A	Kansas St.	61 72
38	N	Miami (FL)	65 90	305	H	Presbyterian	78 43	62	A	Middle Tenn.	58 65	289	H	Tennessee St.	89 63
44	H	Central Mich.	57 66	2	N	UConn	42 80	69	A	Kansas St.	61 72	7	A	NC State	54 74
345	H	Austin Peay	99 70												
62	A	Middle Tenn.	58 65												

Non-Div I Games:

Vanderbilt

Average RPI Win:	305	WON-LOST RECORD	WINNING PCT. RANK	LAST 10 GAMES	STRENGTH OF SCHEDULE	OPP. STRENGTH OF SCHEDULE	TEAM RPI	ADJ. RPI	CONF. RPI	ADJ CONF. RPI
Average RPI Loss:	172									
DIV. I ONLY	3- 8	264	3-7	196	314	290	290	25	25	
DIV. I NON-CONF.	3- 8	265	0- 1	188	312	292	292	25	25	

TOTALS	RPI 1-25	RPI 26-50	W-L RECORDS	RPI 51-100	RPI 101-150	RPI 150+				
3- 8	0- 0	0- 1	OVERALL	0- 0	0- 3	3- 4				
2- 5	0- 0	0- 0	HOME	0- 0	0- 2	2- 3				
1- 3	0- 0	0- 1	AWAY	0- 0	0- 1	1- 1				
0- 0	0- 0	0- 0	NEUTRAL	0- 0	0- 0	0- 0				
3- 8	0- 0	0- 1	NON-CONFERENCE	0- 0	0- 3	3- 4				
2- 5	0- 0	0- 0	HOME	0- 0	0- 2	2- 3				
1- 3	0- 0	0- 1	AWAY	0- 0	0- 1	1- 1				
0- 0	0- 0	0- 0	NEUTRAL	0- 0	0- 0	0- 0				
0- 0	0- 0	0- 0	CONFERENCE	0- 0	0- 0	0- 0				
0- 0	0- 0	0- 0	HOME	0- 0	0- 0	0- 0				
0- 0	0- 0	0- 0	AWAY	0- 0	0- 0	0- 0				
0- 0	0- 0	0- 0	NEUTRAL	0- 0	0- 0	0- 0				

RPI	S	Opponent	Score	RPI	S	Opponent	Score	RPI	S	Opponent	Score	RPI	S	Opponent	Score
				32	A	Kansas	36 77					125	H	Yale	55 58
												145	A	South Fla.	55 102
												148	H	Rhode Island	58 61
												166	H	Drexel	44 60
												201	H	Holy Cross	40 65
												231	H	Dartmouth	42 66
												249	H	Rider	54 49
												329	A	Canisius	46 67
												333	H	Wagner	56 54
												334	A	NJIT	71 63

LAST 12 Division I GAMES:															
166	H	Drexel	44 60	125	H	Yale	55 58	334	A	NJIT	71 63	201	H	Holy Cross	40 65
32	A	Kansas	36 77	334	A	NJIT	71 63	333	H	Wagner	56 54	148	H	Rhode Island	58 61
329	A	Canisius	46 67	201	H	Holy Cross	40 65	148	H	Rhode Island	58 61	231	H	Dartmouth	42 66
145	A	South Fla.	55 102	333	H	Wagner	56 54								
249	H	Rider	54 49	148	H	Rhode Island	58 61								
				231	H	Dartmouth	42 66								

Non-Div I Games: Norwich 78 28

Vermont

Average RPI Win:	177	WON-LOST	WINNING	LAST 10	STRENGTH OF	OPP. STRENGTH	TEAM	ADJ.	CONF.	ADJ CONF.
Average RPI Loss:	25	RECORD	PCT. RANK	GAMES	SCHEDULE	OF SCHEDULE	RPI	RPI	RPI	RPI
DIV. I ONLY	9- 3	60	7-3	33	152	28	28	4	4	
DIV. I NON-CONF.	8- 2	51	0- 0	79	159	25	25	4	4	

TOTALS	RPI 1-25	RPI 26-50	W-L RECORDS	RPI 51-100	RPI 101-150	RPI 150+				
9- 3	0- 2	0- 1	OVERALL	1- 0	4- 0	4- 0				
6- 1	0- 1	0- 0	HOME	1- 0	3- 0	2- 0				
3- 1	0- 1	0- 0	AWAY	0- 0	1- 0	2- 0				
0- 1	0- 0	0- 1	NEUTRAL	0- 0	0- 0	0- 0				
8- 2	0- 1	0- 1	NON-CONFERENCE	1- 0	3- 0	4- 0				
5- 0	0- 0	0- 0	HOME	1- 0	2- 0	2- 0				
3- 1	0- 1	0- 0	AWAY	0- 0	1- 0	2- 0				
0- 1	0- 0	0- 1	NEUTRAL	0- 0	0- 0	0- 0				
1- 1	0- 1	0- 0	CONFERENCE	0- 0	1- 0	0- 0				
1- 1	0- 1	0- 0	HOME	0- 0	1- 0	0- 0				
0- 0	0- 0	0- 0	AWAY	0- 0	0- 0	0- 0				
0- 0	0- 0	0- 0	NEUTRAL	0- 0	0- 0	0- 0				

RPI 1-25				RPI 26-50				RPI 51-100				RPI 101+			
RPI	S	Opponent	Score	RPI	S	Opponent	Score	RPI	S	Opponent	Score	RPI	S	Opponent	Score
17	H	Butler	55 63	40	N	Virginia Tech	59 61	96	H	Princeton	67 46	110	H	Xavier	75 71
18	A	UCF	56 71									112	H	Hartford	59 41
												137	A	Lehigh	70 48
												149	H	Georgia	62 56
												218	H	Temple	76 68
												221	A	George Washington	60 45
												269	H	La Salle	81 68
												285	A	Saint Joseph's	47 35

LAST 12 Division I GAMES:															
110	H	Xavier	75 71	285	A	Saint Joseph's	47 35	96	H	Princeton	67 46				
17	H	Butler	55 63					18	A	UCF	56 71				
149	H	Georgia	62 56					40	N	Virginia Tech	59 61				
218	H	Temple	76 68					269	H	La Salle	81 68				
221	A	George Washington	60 45					137	A	Lehigh	70 48				
112	H	Hartford	59 41												

Non-Div I Games:

Villanova

Average RPI Win:

165

Average RPI Loss:

71

WON-LOST
RECORD6- 7
6- 7WINNING
PCT. RANK176
171LAST 10
GAMES5-5
1- 0STRENGTH OF
SCHEDULE44
45OPP. STRENGTH
OF SCHEDULE57
54TEAM
RPI133
133ADJ.
RPI133
133CONF.
RPI1
1ADJ CONF.
RPI1
1DIV. I ONLY
DIV. I NON-CONF.

TOTALS

RPI 1-25

RPI 26-50

W-L RECORDS

RPI 51-100

RPI 101-150

RPI 150+

6- 7

0- 3

1- 1

OVERALL

1- 2

1- 0

3- 1

4- 4

0- 1

0- 1

HOME

1- 1

0- 0

3- 1

1- 2

0- 2

1- 0

AWAY

0- 0

0- 0

0- 0

1- 1

0- 0

0- 0

NEUTRAL

0- 1

1- 0

0- 0

6- 7

0- 3

1- 1

NON-CONFERENCE

1- 2

1- 0

3- 1

4- 4

0- 1

0- 1

HOME

1- 1

0- 0

3- 1

1- 2

0- 2

1- 0

AWAY

0- 0

0- 0

0- 0

1- 1

0- 0

0- 0

NEUTRAL

0- 1

1- 0

0- 0

0- 0

0- 0

0- 0

CONFERENCE

0- 0

0- 0

0- 0

0- 0

0- 0

0- 0

HOME

0- 0

0- 0

0- 0

0- 0

0- 0

0- 0

AWAY

0- 0

0- 0

0- 0

0- 0

0- 0

0- 0

NEUTRAL

0- 0

0- 0

0- 0

RPI 1-25

RPI 26-50

RPI 51-100

RPI 101+

Team's RPI: 133

RPI	S	Opponent	Score
19	H	Mississippi St.	44 72
21	A	Michigan St.	66 91
23	A	Kentucky	51 63

RPI	S	Opponent	Score
36	A	Old Dominion	73 67
44	H	Central Mich.	61 74

RPI	S	Opponent	Score
79	H	Charlotte	65 61
83	H	Radford	44 57
99	N	Alabama	52 64

RPI	S	Opponent	Score
145	N	South Fla.	74 67
182	H	American	57 54
206	H	Saint Louis	65 67
241	H	Coppin St.	55 41
307	H	N. C. A&T	67 57

LAST 12 Division I GAMES:

79	H	Charlotte	65	61	241	H	Coppin St.	55	41
145	N	South Fla.	74	67	21	A	Michigan St.	66	91
99	N	Alabama	52	64	206	H	Saint Louis	65	67
83	H	Radford	44	57	44	H	Central Mich.	61	74
182	H	American	57	54	307	H	N. C. A&T	67	57
23	A	Kentucky	51	63	36	A	Old Dominion	73	67

Non-Div I Games:

Virginia

Average RPI Win:	180	WON-LOST	WINNING	LAST 10	STRENGTH OF	OPP. STRENGTH	TEAM	ADJ.	CONF.	ADJ CONF.
Average RPI Loss:	0	RECORD	PCT. RANK	GAMES	SCHEDULE	OF SCHEDULE	RPI	RPI	RPI	RPI
DIV. I ONLY	13- 0	1	10-0	280	44	40	40	1	1	
DIV. I NON-CONF.	13- 0	1	1- 0	278	46	42	42	1	1	

TOTALS	RPI 1-25	RPI 26-50	W-L RECORDS	RPI 51-100	RPI 101-150	RPI 150+				
13- 0	1- 0	1- 0	OVERALL	2- 0	2- 0	7- 0				
8- 0	1- 0	0- 0	HOME	1- 0	1- 0	5- 0				
1- 0	0- 0	0- 0	AWAY	0- 0	0- 0	1- 0				
4- 0	0- 0	1- 0	NEUTRAL	1- 0	1- 0	1- 0				
13- 0	1- 0	1- 0	NON-CONFERENCE	2- 0	2- 0	7- 0				
8- 0	1- 0	0- 0	HOME	1- 0	1- 0	5- 0				
1- 0	0- 0	0- 0	AWAY	0- 0	0- 0	1- 0				
4- 0	0- 0	1- 0	NEUTRAL	1- 0	1- 0	1- 0				
0- 0	0- 0	0- 0	CONFERENCE	0- 0	0- 0	0- 0				
0- 0	0- 0	0- 0	HOME	0- 0	0- 0	0- 0				
0- 0	0- 0	0- 0	AWAY	0- 0	0- 0	0- 0				
0- 0	0- 0	0- 0	NEUTRAL	0- 0	0- 0	0- 0				

RPI 1-25				RPI 26-50				Team's RPI: 40				RPI 51-100				RPI 101+			
RPI	S	Opponent	Score	RPI	S	Opponent	Score	RPI	S	Opponent	Score	RPI	S	Opponent	Score	RPI	S	Opponent	Score
24	H	Rutgers	67 51	28	N	Villanova	61 59	69	N	Dayton	69 57	121	H	Chattanooga	74 59				
								83	H	Radford	55 44	144	N	Ohio St.	81 73				
												209	H	Mt. St. Mary's	83 51				
												227	H	Ga. Southern	78 49				
												238	H	Monmouth	82 49				
												266	N	Richmond	85 57				
												270	A	Liberty	72 61				
												312	H	USC Upstate	96 45				
												343	H	Longwood	93 39				
LAST 12 Division I GAMES:																			
343	H	Longwood	93 39	24	H	Rutgers	67 51	266	N	Richmond	85 57	28	N	Villanova	61 59	121	H	Chattanooga	74 59
144	N	Ohio St.	81 73	69	N	Dayton	69 57	83	H	Radford	55 44	238	H	Monmouth	82 49	270	A	Liberty	72 61
209	H	Mt. St. Mary's	83 51	227	H	Ga. Southern	78 49												

Non-Div I Games:

Virginia Tech

Average RPI Win:	343	WON-LOST	WINNING	LAST 10	STRENGTH OF	OPP. STRENGTH	TEAM	ADJ.	CONF.	ADJ CONF.
Average RPI Loss:	216	RECORD	PCT. RANK	GAMES	SCHEDULE	OF SCHEDULE	RPI	RPI	RPI	RPI
DIV. I ONLY	1- 9	324	2-8	244	342	333	333	31	31	
DIV. I NON-CONF.	1- 9	326	0- 1	240	341	333	333	31	31	

TOTALS	RPI 1-25	RPI 26-50	W-L RECORDS	RPI 51-100	RPI 101-150	RPI 150+				
1- 9	0- 0	0- 0	OVERALL	0- 2	0- 2	1- 5				
0- 3	0- 0	0- 0	HOME	0- 0	0- 1	0- 2				
1- 5	0- 0	0- 0	AWAY	0- 2	0- 1	1- 2				
0- 1	0- 0	0- 0	NEUTRAL	0- 0	0- 0	0- 1				
1- 9	0- 0	0- 0	NON-CONFERENCE	0- 2	0- 2	1- 5				
0- 3	0- 0	0- 0	HOME	0- 0	0- 1	0- 2				
1- 5	0- 0	0- 0	AWAY	0- 2	0- 1	1- 2				
0- 1	0- 0	0- 0	NEUTRAL	0- 0	0- 0	0- 1				
0- 0	0- 0	0- 0	CONFERENCE	0- 0	0- 0	0- 0				
0- 0	0- 0	0- 0	HOME	0- 0	0- 0	0- 0				
0- 0	0- 0	0- 0	AWAY	0- 0	0- 0	0- 0				
0- 0	0- 0	0- 0	NEUTRAL	0- 0	0- 0	0- 0				

RPI 1-25				RPI 26-50				RPI 51-100				RPI 101+ Team's RPI: 333					
RPI	S	Opponent	Score	RPI	S	Opponent	Score	RPI	S	Opponent	Score	RPI	S	Opponent	Score		
								89	A	Seton Hall I	40	95	114	A	Fordham	59	80
								98	A	Stony Brook	45	70	125	H	Yale	41	74
													280	A	Saint Peter' s	57	69
													290	A	Vermont	54	56
													294 N	Siena	71	74	
													319	H	Army West Point	46	61
													339	H	Lafayette	43	66
													343	A	Longwood	86	60

LAST 12 Division I GAMES:																	
294 N		Siena	71	74	290	A	Vermont	54	56	339	H	Lafayette	43	66			
98	A	Stony Brook	45	70	343	A	Longwood	86	60	114	A	Fordham	59	80			
319	H	Army West Point	46	61	89	A	Seton Hall I	40	95								
280	A	Saint Peter' s	57	69													
125	H	Yale	41	74													

Non-Div I Games: Staten Island 86 59

Wagner

Average RPI Win:	172	WON-LOST	WINNING	LAST 10	STRENGTH OF	OPP. STRENGTH	TEAM	ADJ.	CONF.	ADJ CONF.
Average RPI Loss:	113	RECORD	PCT. RANK	GAMES	SCHEDULE	OF SCHEDULE	RPI	RPI	RPI	RPI
DIV. I ONLY	9- 4	84	6-4	78	179	80	80	1	1	
DIV. I NON-CONF.	9- 4	85	1- 0	78	177	77	77	1	1	

TOTALS	RPI 1-25	RPI 26-50	W-L RECORDS	RPI 51-100	RPI 101-150	RPI 150+				
9- 4	0- 1	0- 0	OVERALL	3- 0	1- 2	5- 1				
7- 2	0- 1	0- 0	HOME	2- 0	1- 1	4- 0				
1- 2	0- 0	0- 0	AWAY	1- 0	0- 1	0- 1				
1- 0	0- 0	0- 0	NEUTRAL	0- 0	0- 0	1- 0				
9- 4	0- 1	0- 0	NON-CONFERENCE	3- 0	1- 2	5- 1				
7- 2	0- 1	0- 0	HOME	2- 0	1- 1	4- 0				
1- 2	0- 0	0- 0	AWAY	1- 0	0- 1	0- 1				
1- 0	0- 0	0- 0	NEUTRAL	0- 0	0- 0	1- 0				
0- 0	0- 0	0- 0	CONFERENCE	0- 0	0- 0	0- 0				
0- 0	0- 0	0- 0	HOME	0- 0	0- 0	0- 0				
0- 0	0- 0	0- 0	AWAY	0- 0	0- 0	0- 0				
0- 0	0- 0	0- 0	NEUTRAL	0- 0	0- 0	0- 0				

RPI 1-25				RPI 26-50				RPI 51-100				Team's RPI : 80				RPI 101+			
RPI	S	Opponent	Score	RPI	S	Opponent	Score	RPI	S	Opponent	Score	RPI	S	Opponent	Score	RPI	S	Opponent	Score
12	H	Indiana	73 87					78	H	St. John's (NY)	64 59	102	H	James Madison	50 49				
								79	A	Charlotte	69 43	110	H	Xavier	50 62				
								92	H	Mercer	69 54	140	A	VCU	40 53				
												153	H	Towson	60 53				
												191	A	East Carolina	61 70				
												223	H	UMES	78 67				
												266	H	Richmond	62 48				
												278	N	South Carolina St.	58 44				
												279	H	Norfolk St.	63 61				
LAST 12 Division I GAMES:																			
278	N	South Carolina St.	58 44	279	H	Norfolk St.	63 61	191	A	East Carolina	61 70								
102	H	James Madison	50 49	110	H	Xavier	50 62	140	A	VCU	40 53								
223	H	UMES	78 67	266	H	Richmond	62 48	92	H	Mercer	69 54								
79	A	Charlotte	69 43																
78	H	St. John's (NY)	64 59																
12	H	Indiana	73 87																

Non-Div I Games:

Wake Forest

Average RPI	Win:	168	WON-LOST	WINNING	LAST 10	STRENGTH OF	OPP. STRENGTH	TEAM	ADJ.	CONF.	ADJ CONF.
Average RPI	Loss:	74	RECORD	PCT. RANK	GAMES	SCHEDULE	OF SCHEDULE	RPI	RPI	RPI	RPI
DIV. I ONLY		7- 6		152	5-5	49	117	118	118	2	2
DIV. I NON-CONF.		7- 5		133	0- 1	39	134	90	90	2	2
<hr/>											
TOTALS	RPI 1-25		RPI 26-50		W-L RECORDS	RPI 51-100		RPI 101-150		RPI 150+	
7- 6	0- 1		1- 0		OVERALL	1- 3		1- 2		4- 0	
5- 3	0- 1		0- 0		HOME	1- 1		1- 1		3- 0	
1- 1	0- 0		0- 0		AWAY	0- 1		0- 0		1- 0	
1- 2	0- 0		1- 0		NEUTRAL	0- 1		0- 1		0- 0	
7- 5	0- 1		1- 0		NON-CONFERENCE	1- 3		1- 1		4- 0	
5- 2	0- 1		0- 0		HOME	1- 1		1- 0		3- 0	
1- 1	0- 0		0- 0		AWAY	0- 1		0- 0		1- 0	
1- 2	0- 0		1- 0		NEUTRAL	0- 1		0- 1		0- 0	
0- 1	0- 0		0- 0		CONFERENCE	0- 0		0- 1		0- 0	
0- 1	0- 0		0- 0		HOME	0- 0		0- 1		0- 0	
0- 0	0- 0		0- 0		AWAY	0- 0		0- 0		0- 0	
0- 0	0- 0		0- 0		NEUTRAL	0- 0		0- 0		0- 0	

RPI 1-25				RPI 26-50				RPI 51-100				RPI 101+ Team's RPI: 118			
RPI	S	Opponent	Score	RPI	S	Opponent	Score	RPI	S	Opponent	Score	RPI	S	Opponent	Score
19	H	Mississippi St.	56 103	39	N	Duke	71 64	65	A	Tulane	51 63	104	H	Washington St.	76 79
								67	N	Michigan	73 80	114	N	Fordham	57 65
								76	H	Boise St.	69 73	144	H	Ohio St.	69 59
								81	H	Montana	69 54	175	H	Northern Ariz.	81 59
												196	H	George Mason	81 52
												226	H	Cal St. Fullerton	83 74
												317	A	Seattle U	69 58
<hr/>															
LAST 12 Division I GAMES:															
				67	N	Michigan	73 80	76	H	Boise St.	69 73				
				114	N	Fordham	57 65	196	H	George Mason	81 52				
				104	H	Washington St.	76 79	317	A	Seattle U	69 58				
				19	H	Mississippi St.	56 103	39	N	Duke	71 64				
				81	H	Montana	69 54	65	A	Tulane	51 63				
				144	H	Ohio St.	69 59	175	H	Northern Ariz.	81 59				

Non-Div I Games:

Washington

Average RPI	Win:	149	WON-LOST	WINNING	LAST 10	STRENGTH OF	OPP. STRENGTH	TEAM	ADJ.	CONF.	ADJ CONF.
Average RPI	Loss:	77	RECORD	PCT. RANK	GAMES	SCHEDULE	OF SCHEDULE	RPI	RPI	RPI	RPI
DIV. I ONLY		6- 6		164	6-4	38	85	104	104	2	2
DIV. I NON-CONF.		5- 6		176	1- 0	37	99	134	134	2	2

TOTALS	RPI 1-25		RPI 26-50		W-L RECORDS	RPI 51-100		RPI 101-150		RPI 150+	
6- 6	0- 1		0- 2		OVERALL	2- 1		1- 2		3- 0	
3- 3	0- 0		0- 1		HOME	2- 1		0- 1		1- 0	
1- 2	0- 1		0- 0		AWAY	0- 0		1- 1		0- 0	
2- 1	0- 0		0- 1		NEUTRAL	0- 0		0- 0		2- 0	
5- 6	0- 1		0- 2		NON-CONFERENCE	2- 1		0- 2		3- 0	
3- 3	0- 0		0- 1		HOME	2- 1		0- 1		1- 0	
0- 2	0- 1		0- 0		AWAY	0- 0		0- 1		0- 0	
2- 1	0- 0		0- 1		NEUTRAL	0- 0		0- 0		2- 0	
1- 0	0- 0		0- 0		CONFERENCE	0- 0		1- 0		0- 0	
0- 0	0- 0		0- 0		HOME	0- 0		0- 0		0- 0	
1- 0	0- 0		0- 0		AWAY	0- 0		1- 0		0- 0	
0- 0	0- 0		0- 0		NEUTRAL	0- 0		0- 0		0- 0	

RPI 1-25				RPI 26-50				RPI 51-100				RPI 101+ Team's RPI: 104			
RPI	S	Opponent	Score	RPI	S	Opponent	Score	RPI	S	Opponent	Score	RPI	S	Opponent	Score
9	A	Gonzaga	53 76	32	N	Kansas	63 71	63	H	Nebraska	87 84	118	A	Washington	79 76
				48	H	Saint Mary's (CA)	64 70	76	H	Boise St.	95 71	135	A	CSUN	52 65
								93	H	UC Davis	62 75	147	H	Utah St.	61 72
												165	N	Jacksonville St.	64 51
												229	H	San Francisco	91 61
												245	N	Wichita St.	85 59

LAST 12 Division I GAMES:															
165	N	Jacksonville St.	64 51	245	N	Wichita St.	85 59	135	A	CSUN	52 65				
118	A	Washington	79 76	93	H	UC Davis	62 75	63	H	Nebraska	87 84				
32	N	Kansas	63 71	48	H	Saint Mary's (CA)	64 70	76	H	Boise St.	95 71				
9	A	Gonzaga	53 76												
76	H	Boise St.	95 71												
229	H	San Francisco	91 61	147	H	Utah St.	61 72								

Non-Div I Games:

Washington St.

Average RPI Win:	309	WON-LOST	WINNING	LAST 10	STRENGTH OF	OPP. STRENGTH	TEAM	ADJ.	CONF.	ADJ CONF.
Average RPI Loss:	180	RECORD	PCT. RANK	GAMES	SCHEDULE	OF SCHEDULE	RPI	RPI	RPI	RPI
DIV. I ONLY	2- 9	299	2-8	329	184	337	337	11	11	
DIV. I NON-CONF.	2- 7	286	0- 0	297	237	325	325	11	11	

TOTALS	RPI 1-25	RPI 26-50	W-L RECORDS	RPI 51-100	RPI 101-150	RPI 150+				
2- 9	0- 0	0- 0	OVERALL	0- 2	0- 2	2- 5				
1- 4	0- 0	0- 0	HOME	0- 1	0- 1	1- 2				
1- 4	0- 0	0- 0	AWAY	0- 1	0- 0	1- 3				
0- 1	0- 0	0- 0	NEUTRAL	0- 0	0- 1	0- 0				
2- 7	0- 0	0- 0	NON-CONFERENCE	0- 1	0- 2	2- 4				
1- 2	0- 0	0- 0	HOME	0- 0	0- 1	1- 1				
1- 4	0- 0	0- 0	AWAY	0- 1	0- 0	1- 3				
0- 1	0- 0	0- 0	NEUTRAL	0- 0	0- 1	0- 0				
0- 2	0- 0	0- 0	CONFERENCE	0- 1	0- 0	0- 1				
0- 2	0- 0	0- 0	HOME	0- 1	0- 0	0- 1				
0- 0	0- 0	0- 0	AWAY	0- 0	0- 0	0- 0				
0- 0	0- 0	0- 0	NEUTRAL	0- 0	0- 0	0- 0				

RPI 1-25				RPI 26-50				RPI 51-100				RPI 101+				Team's RPI : 337	
RPI	S	Opponent	Score	RPI	S	Opponent	Score	RPI	S	Opponent	Score	RPI	S	Opponent	Score		
								55	A	Utah	56	77	139	H	Portland	73	89
								97	H	Idaho	74	79	140	N	VCU	36	64
													177	H	UC Ri versi de	39	71
													197	A	Pepperdi ne	47	68
													243	H	Eastern Wash.	58	64
													282	A	Utah Valley	59	65
													288	A	UTSA	59	66
													292	A	Incarnate Word	72	64
													325	H	UTEP	68	63
LAST 12 Division I GAMES:																	
243	H	Eastern Wash.	58	64	97	H	Idaho	74	79	288	A	UTSA	59	66			
177	H	UC Ri versi de	39	71	140	N	VCU	36	64	292	A	Incarnate Word	72	64			
282	A	Utah Valley	59	65	139	H	Portland	73	89								
55	A	Utah	56	77													
197	A	Pepperdi ne	47	68													
325	H	UTEP	68	63													

Non-Div I Games: La Verne 105 43

Weber St.

Average RPI Win:	243	WON-LOST	WINNING	LAST 10	STRENGTH OF	OPP. STRENGTH	TEAM	ADJ.	CONF.	ADJ CONF.
Average RPI Loss:	31	RECORD	PCT. RANK	GAMES	SCHEDULE	OF SCHEDULE	RPI	RPI	RPI	RPI
DIV. I ONLY	9- 2	42	8-2	338	31	186	186	5	5	
DIV. I NON-CONF.	9- 2	43	1- 0	338	33	188	188	5	5	

TOTALS	RPI 1-25	RPI 26-50	W-L RECORDS	RPI 51-100	RPI 101-150	RPI 150+				
9- 2	0- 1	0- 1	OVERALL	1- 0	0- 0	8- 0				
7- 1	0- 0	0- 1	HOME	0- 0	0- 0	7- 0				
1- 0	0- 0	0- 0	AWAY	1- 0	0- 0	0- 0				
1- 1	0- 1	0- 0	NEUTRAL	0- 0	0- 0	1- 0				
9- 2	0- 1	0- 1	NON-CONFERENCE	1- 0	0- 0	8- 0				
7- 1	0- 0	0- 1	HOME	0- 0	0- 0	7- 0				
1- 0	0- 0	0- 0	AWAY	1- 0	0- 0	0- 0				
1- 1	0- 1	0- 0	NEUTRAL	0- 0	0- 0	1- 0				
0- 0	0- 0	0- 0	CONFERENCE	0- 0	0- 0	0- 0				
0- 0	0- 0	0- 0	HOME	0- 0	0- 0	0- 0				
0- 0	0- 0	0- 0	AWAY	0- 0	0- 0	0- 0				
0- 0	0- 0	0- 0	NEUTRAL	0- 0	0- 0	0- 0				

RPI 1-25				RPI 26-50				RPI 51-100				RPI 101+				Team's RPI: 186	
RPI	S	Opponent	Score	RPI	S	Opponent	Score	RPI	S	Opponent	Score	RPI	S	Opponent	Score		
11	N	Iowa	81 84	50	H	Missouri	51 68	91	A	Pittsburgh	77 43	153	H	Towson	90 43		
												241	H	Coppin St.	78 37		
												242	H	Eastern Ky.	78 29		
												242	N	Eastern Ky.	81 39		
												268	H	Niagara	84 32		
												286	H	Bryant	94 48		
												332	H	Morgan St.	72 37		
												334	H	NJIT	95 50		

LAST 12 Division I GAMES:																	
153	H	Towson	90 43	242	N	Eastern Ky.	81 39										
332	H	Morgan St.	72 37	268	H	Niagara	84 32										
242	H	Eastern Ky.	78 29	286	H	Bryant	94 48										
91	A	Pittsburgh	77 43	334	H	NJIT	95 50										
50	H	Missouri	51 68	241	H	Coppin St.	78 37										
11	N	Iowa	81 84														

Non-Div I Games:

West Virginia

Average RPI Win:	287	WON-LOST	WINNING	LAST 10	STRENGTH OF	OPP. STRENGTH	TEAM	ADJ.	CONF.	ADJ CONF.
Average RPI Loss:	182	RECORD	PCT. RANK	GAMES	SCHEDULE	OF SCHEDULE	RPI	RPI	RPI	RPI
DIV. I ONLY	2- 10	310	2-8	176	336	303	303	23	23	
DIV. I NON-CONF.	2- 10	310	0- 1	175	335	303	303	23	23	

TOTALS	RPI 1-25	RPI 26-50	W-L RECORDS	RPI 51-100	RPI 101-150	RPI 150+				
2- 10	0- 1	0- 0	OVERALL	0- 1	0- 1	2- 7				
1- 4	0- 0	0- 0	HOME	0- 0	0- 0	1- 4				
1- 6	0- 1	0- 0	AWAY	0- 1	0- 1	1- 3				
0- 0	0- 0	0- 0	NEUTRAL	0- 0	0- 0	0- 0				
2- 10	0- 1	0- 0	NON-CONFERENCE	0- 1	0- 1	2- 7				
1- 4	0- 0	0- 0	HOME	0- 0	0- 0	1- 4				
1- 6	0- 1	0- 0	AWAY	0- 1	0- 1	1- 3				
0- 0	0- 0	0- 0	NEUTRAL	0- 0	0- 0	0- 0				
0- 0	0- 0	0- 0	CONFERENCE	0- 0	0- 0	0- 0				
0- 0	0- 0	0- 0	HOME	0- 0	0- 0	0- 0				
0- 0	0- 0	0- 0	AWAY	0- 0	0- 0	0- 0				
0- 0	0- 0	0- 0	NEUTRAL	0- 0	0- 0	0- 0				

RPI 1-25				RPI 26-50				RPI 51-100				RPI 101+ Team's RPI: 303			
RPI	S	Opponent	Score	RPI	S	Opponent	Score	RPI	S	Opponent	Score	RPI	S	Opponent	Score
23	A	Kentucky	39 99					66	A	Georgi a Tech	49 84	108	A	Tennessee Tech	58 77
												156	H	North Ala.	66 89
												159	A	Coastal Caro.	59 77
												192	H	Campbel l	37 63
												200	A	UNC Asheville	49 74
												261	A	Winthrop	65 57
												278	H	South Carolina St.	39 54
												307	H	N. C. A&T	51 69
												312	H	USC Upstate	68 64
												334	A	NJIT	71 79

LAST 12 Division I GAMES:															
312	H	USC Upstate	68 64	278	H	South Carolina St.	39 54								
307	H	N. C. A&T	51 69	261	A	Winthrop	65 57								
156	H	North Ala.	66 89	23	A	Kentucky	39 99								
334	A	NJIT	71 79	66	A	Georgi a Tech	49 84								
108	A	Tennessee Tech	58 77	192	H	Campbel l	37 63								
200	A	UNC Asheville	49 74	159	A	Coastal Caro.	59 77								

Non-Div I Games: Young Harris 63 54

Western Caro.

Average RPI Win:	257	WON-LOST	WINNING	LAST 10	STRENGTH OF	OPP. STRENGTH	TEAM	ADJ.	CONF.	ADJ CONF.
Average RPI Loss:	115	RECORD	PCT. RANK	GAMES	SCHEDULE	OF SCHEDULE	RPI	RPI	RPI	RPI
DIV. I ONLY	3- 10	278	4-6	93	198	247	247	18	18	
DIV. I NON-CONF.	2- 9	297	0- 0	99	203	264	264	17	17	

TOTALS	RPI 1-25	RPI 26-50	W-L RECORDS	RPI 51-100	RPI 101-150	RPI 150+				
3- 10	0- 2	0- 2	OVERALL	0- 2	0- 1	3- 3				
2- 3	0- 1	0- 2	HOME	0- 0	0- 0	2- 0				
0- 4	0- 1	0- 0	AWAY	0- 1	0- 1	0- 1				
1- 3	0- 0	0- 0	NEUTRAL	0- 1	0- 0	1- 2				
2- 9	0- 2	0- 1	NON-CONFERENCE	0- 2	0- 1	2- 3				
1- 2	0- 1	0- 1	HOME	0- 0	0- 0	1- 0				
0- 4	0- 1	0- 0	AWAY	0- 1	0- 1	0- 1				
1- 3	0- 0	0- 0	NEUTRAL	0- 1	0- 0	1- 2				
1- 1	0- 0	0- 1	CONFERENCE	0- 0	0- 0	1- 0				
1- 1	0- 0	0- 1	HOME	0- 0	0- 0	1- 0				
0- 0	0- 0	0- 0	AWAY	0- 0	0- 0	0- 0				
0- 0	0- 0	0- 0	NEUTRAL	0- 0	0- 0	0- 0				

RPI 1-25				RPI 26-50				RPI 51-100				RPI 101+ Team's RPI: 247			
RPI	S	Opponent	Score	RPI	S	Opponent	Score	RPI	S	Opponent	Score	RPI	S	Opponent	Score
10	H	Drake	71 98	33	H	South Dakota St.	84 93	73	A	Purdue	60 81	137	A	Bradley	68 82
17	A	Butler	51 92	50	H	Missouri	64 89	90	N	Northern Ill.	61 86	189	H	Denver	87 78
												194	N	Eastern Ill.	62 64
												217	A	Southeast Mo. St.	71 81
												236	N	Furman	85 78
												325	N	UTEP	72 84
												345	H	Austin Peay	77 72
LAST 12 Division I GAMES:															
325	N	UTEP	72 84	189	H	Denver	87 78	90	N	Northern Ill.	61 86	33	H	South Dakota St.	84 93
194	N	Eastern Ill.	62 64	236	N	Furman	85 78	137	A	Bradley	68 82	17	A	Butler	51 92
345	H	Austin Peay	77 72	73	A	Purdue	60 81	345	H	Austin Peay	77 72	73	A	Purdue	60 81
217	A	Southeast Mo. St.	71 81	10	H	Drake	71 98	217	A	Southeast Mo. St.	71 81	10	H	Drake	71 98

Non-Div I Games: MacMurray 136 39 William Woods 81 73

Western III.

Average RPI Win:	223	WON-LOST	WINNING	LAST 10	STRENGTH OF	OPP. STRENGTH	TEAM	ADJ.	CONF.	ADJ CONF.
Average RPI Loss:	65	RECORD	PCT. RANK	GAMES	SCHEDULE	OF SCHEDULE	RPI	RPI	RPI	RPI
DIV. I ONLY	4- 8	243	6-4	56	28	157	157	19	19	
DIV. I NON-CONF.	4- 8	241	0- 1	56	29	158	158	19	19	

TOTALS	RPI 1-25	RPI 26-50	W-L RECORDS	RPI 51-100	RPI 101-150	RPI 150+				
4- 8	0- 4	0- 1	OVERALL	0- 1	1- 1	3- 1				
2- 3	0- 2	0- 0	HOME	0- 0	1- 0	1- 1				
1- 3	0- 1	0- 1	AWAY	0- 0	0- 1	1- 0				
1- 2	0- 1	0- 0	NEUTRAL	0- 1	0- 0	1- 0				
4- 8	0- 4	0- 1	NON-CONFERENCE	0- 1	1- 1	3- 1				
2- 3	0- 2	0- 0	HOME	0- 0	1- 0	1- 1				
1- 3	0- 1	0- 1	AWAY	0- 0	0- 1	1- 0				
1- 2	0- 1	0- 0	NEUTRAL	0- 1	0- 0	1- 0				
0- 0	0- 0	0- 0	CONFERENCE	0- 0	0- 0	0- 0				
0- 0	0- 0	0- 0	HOME	0- 0	0- 0	0- 0				
0- 0	0- 0	0- 0	AWAY	0- 0	0- 0	0- 0				
0- 0	0- 0	0- 0	NEUTRAL	0- 0	0- 0	0- 0				

RPI	S	Opponent	Score
1	A	Notre Dame	53 94
8	H	Louisville	80 102
9	N	Gonzaga	55 76
11	H	Iowa	67 104

RPI	S	Opponent	Score
44	A	Central Mich.	90 108

RPI	S	Opponent	Score
72	N	Oregon St.	60 74

RPI	S	Opponent	Score
117	H	Southern Ill.	83 76
141	A	Oklahoma	83 90
170	A	Little Rock	68 56
235	H	Ball St.	83 86
272	N	ETSU	82 68
332	H	Morgan St.	90 43

LAST 12 Division I GAMES:

235	H	Ball St.	83 86	9	N	Gonzaga	55 76
170	A	Little Rock	68 56	272	N	ETSU	82 68
332	H	Morgan St.	90 43	1	A	Notre Dame	53 94
72	N	Oregon St.	60 74	11	H	Iowa	67 104
117	H	Southern Ill.	83 76	141	A	Oklahoma	83 90
44	A	Central Mich.	90 108	8	H	Louisville	80 102

Non-Div I Games: Union (TN) 77 65 Bel Air mine 95 57

Western Ky.

Average RPI Win:	310	WON-LOST	WINNING	LAST 10	STRENGTH OF	OPP. STRENGTH	TEAM	ADJ.	CONF.	ADJ CONF.
Average RPI Loss:	187	RECORD	PCT. RANK	GAMES	SCHEDULE	OF SCHEDULE	RPI	RPI	RPI	RPI
DIV. I ONLY	5- 5	164	5-5	345	194	324	324	9	9	
DIV. I NON-CONF.	5- 5	162	0- 0	345	192	324	324	9	9	

TOTALS	RPI 1-25	RPI 26-50	W-L RECORDS	RPI 51-100	RPI 101-150	RPI 150+				
5- 5	0- 0	0- 0	OVERALL	0- 1	0- 0	5- 4				
2- 3	0- 0	0- 0	HOME	0- 1	0- 0	2- 2				
2- 1	0- 0	0- 0	AWAY	0- 0	0- 0	2- 1				
1- 1	0- 0	0- 0	NEUTRAL	0- 0	0- 0	1- 1				
5- 5	0- 0	0- 0	NON-CONFERENCE	0- 1	0- 0	5- 4				
2- 3	0- 0	0- 0	HOME	0- 1	0- 0	2- 2				
2- 1	0- 0	0- 0	AWAY	0- 0	0- 0	2- 1				
1- 1	0- 0	0- 0	NEUTRAL	0- 0	0- 0	1- 1				
0- 0	0- 0	0- 0	CONFERENCE	0- 0	0- 0	0- 0				
0- 0	0- 0	0- 0	HOME	0- 0	0- 0	0- 0				
0- 0	0- 0	0- 0	AWAY	0- 0	0- 0	0- 0				
0- 0	0- 0	0- 0	NEUTRAL	0- 0	0- 0	0- 0				

Western Mich.

Western Mich.

RPI 1-25				RPI 26-50				RPI 51-100				RPI 101+ Team's RPI: 324					
RPI	S	Opponent	Score	RPI	S	Opponent	Score	RPI	S	Opponent	Score	RPI	S	Opponent	Score		
								67	H	Michigan	42	79	163	H	New Mexico St.	54	66
												190	N	North Dakota	50	62	
												242	H	Eastern Ky.	64	53	
												255	H	Loyola Chi cago	53	64	
												258	A	Ole Miss	66	69	
												314	A	Fla. Atlantic	69	59	
												322	A	Detroit Mercy	54	44	
												327	N	Flori da A&M	69	50	
												346	H	Purdue Fort Wayne	69	61	
LAST 12 Division I GAMES:																	
322	A	Detroit Mercy	54	44	327	N	Florida A&M	69	50	190	N	North Dakota	50	62			
255	H	Loyol a Chi cago	53	64						314	A	Fla. Atlantic	69	59			
242	H	Eastern Ky.	64	53						346	H	Purdue Fort Wayne	69	61			
258	A	Ole Miss	66	69													
67	H	Michigan	42	79													
163	H	New Mexico St.	54	66													

Non-Div I Games: Saginaw Valley 75 51

Western Mich.

Average RPI Win:	201	WON-LOST	WINNING	LAST 10	STRENGTH OF	OPP. STRENGTH	TEAM	ADJ.	CONF.	ADJ CONF.
Average RPI Loss:	77	RECORD	PCT. RANK	GAMES	SCHEDULE	OF SCHEDULE	RPI	RPI	RPI	RPI
DIV. I ONLY	7- 6	152	4-6	264	29	245	245	8	8	
DIV. I NON-CONF.	7- 6	155	0- 1	263	30	242	242	8	8	

TOTALS	RPI 1-25	RPI 26-50	W-L RECORDS	RPI 51-100	RPI 101-150	RPI 150+				
7- 6	0- 1	0- 0	OVERALL	0- 2	1- 3	6- 0				
7- 3	0- 0	0- 0	HOME	0- 1	1- 2	6- 0				
0- 0	0- 0	0- 0	AWAY	0- 0	0- 0	0- 0				
0- 3	0- 1	0- 0	NEUTRAL	0- 1	0- 1	0- 0				
7- 6	0- 1	0- 0	NON-CONFERENCE	0- 2	1- 3	6- 0				
7- 3	0- 0	0- 0	HOME	0- 1	1- 2	6- 0				
0- 0	0- 0	0- 0	AWAY	0- 0	0- 0	0- 0				
0- 3	0- 1	0- 0	NEUTRAL	0- 1	0- 1	0- 0				
0- 0	0- 0	0- 0	CONFERENCE	0- 0	0- 0	0- 0				
0- 0	0- 0	0- 0	HOME	0- 0	0- 0	0- 0				
0- 0	0- 0	0- 0	AWAY	0- 0	0- 0	0- 0				
0- 0	0- 0	0- 0	NEUTRAL	0- 0	0- 0	0- 0				

RPI 1-25				RPI 26-50				RPI 51-100				RPI 101+ Team's RPI: 245			
RPI	S	Opponent	Score	RPI	S	Opponent	Score	RPI	S	Opponent	Score	RPI	S	Opponent	Score
15	N	South Dakota	64 73					60	H	Creighton	71 83	101	H	Oklahoma St.	47 60
								75	N	Northwestern	43 65	104	N	Washington St.	59 85
												108	H	Tennessee Tech	45 55
												122	H	Grambling	70 61
												151	H	Missouri St.	63 60
												162	H	Sam Houston St.	63 55
												164	H	Louisiana Tech	70 56
												188	H	Ark. -Pine Bluff	76 39
												275	H	Houston Baptist	68 50
												344	H	Savannah St.	66 50

LAST 12 Division I GAMES:															
108	H	Tennessee Tech	45 55	104	N	Washington St.	59 85	344	H	Savannah St.	66 50	75	N	Northwestern	43 65
101	H	Oklahoma St.	47 60	122	H	Grambling	70 61	60	H	Creighton	71 83	151	H	Missouri St.	63 60
164	H	Louisiana Tech	70 56	151	H	Missouri St.	63 60								
15	N	South Dakota	64 73												
275	H	Houston Baptist	68 50												
162	H	Sam Houston St.	63 55												

Non-Div I Games:

Wichita St.

Average RPI Win:	246	WON-LOST	WINNING	LAST 10	STRENGTH OF	OPP. STRENGTH	TEAM	ADJ.	CONF.	ADJ CONF.
Average RPI Loss:	122	RECORD	PCT. RANK	GAMES	SCHEDULE	OF SCHEDULE	RPI	RPI	RPI	RPI
DIV. I ONLY	7- 4	108	7-3	288	146	167	167	13	13	
DIV. I NON-CONF.	7- 4	109	1- 0	286	146	169	169	13	13	

TOTALS	RPI 1-25	RPI 26-50	W-L RECORDS	RPI 51-100	RPI 101-150	RPI 150+				
7- 4	0- 0	0- 1	OVERALL	0- 0	0- 2	7- 1				
4- 1	0- 0	0- 0	HOME	0- 0	0- 1	4- 0				
3- 3	0- 0	0- 1	AWAY	0- 0	0- 1	3- 1				
0- 0	0- 0	0- 0	NEUTRAL	0- 0	0- 0	0- 0				
7- 4	0- 0	0- 1	NON-CONFERENCE	0- 0	0- 2	7- 1				
4- 1	0- 0	0- 0	HOME	0- 0	0- 1	4- 0				
3- 3	0- 0	0- 1	AWAY	0- 0	0- 1	3- 1				
0- 0	0- 0	0- 0	NEUTRAL	0- 0	0- 0	0- 0				
0- 0	0- 0	0- 0	CONFERENCE	0- 0	0- 0	0- 0				
0- 0	0- 0	0- 0	HOME	0- 0	0- 0	0- 0				
0- 0	0- 0	0- 0	AWAY	0- 0	0- 0	0- 0				
0- 0	0- 0	0- 0	NEUTRAL	0- 0	0- 0	0- 0				

RPI 1-25				RPI 26-50				RPI 51-100				RPI 101+ Team's RPI: 167			
RPI	S	Opponent	Score	RPI	S	Opponent	Score	RPI	S	Opponent	Score	RPI	S	Opponent	Score
				36	A	Old Domini on	69 83					112	A	Hartford	45 50
												140	H	VCU	55 72
												191	H	East Carolina	63 43
												199	A	Davi dson	65 76
												203	H	Howard	88 75
												221	H	George Washi ngton	73 59
												266	H	Ri chmond	65 55
												277	A	Fai rfi eld	60 54
												279	A	Norfol k St.	55 44
												284	A	Loyol a Maryl and	65 49
LAST 12 Divi sion I GAMES:															
				112	A	Hartford	45 50	221	H	George Washi ngton	73 59				
				191	H	East Carolina	63 43	279	A	Norfol k St.	55 44				
				199	A	Davi dson	65 76	36	A	Ol d Domini on	69 83				
				284	A	Loyol a Maryl and	65 49	266	H	Ri chmond	65 55				
				203	H	Howard	88 75	277	A	Fai rfi eld	60 54				
				140	H	VCU	55 72								

Non-Di v I Games:

William & Mary

Average RPI Win:	294	WON-LOST	WINNING	LAST 10	STRENGTH OF	OPP. STRENGTH	TEAM	ADJ.	CONF.	ADJ CONF.
Average RPI Loss:	195	RECORD	PCT. RANK	GAMES	SCHEDULE	OF SCHEDULE	RPI	RPI	RPI	RPI
DIV. I ONLY	4- 6	210	4-6	279	335	261	261	29	29	
DIV. I NON-CONF.	4- 6	212	0- 1	277	334	260	260	29	29	

TOTALS	RPI 1-25	RPI 26-50	W-L RECORDS	RPI 51-100	RPI 101-150	RPI 150+				
4- 6	0- 0	0- 0	OVERALL	0- 0	0- 3	4- 3				
2- 1	0- 0	0- 0	HOME	0- 0	0- 0	2- 1				
2- 5	0- 0	0- 0	AWAY	0- 0	0- 3	2- 2				
0- 0	0- 0	0- 0	NEUTRAL	0- 0	0- 0	0- 0				
4- 6	0- 0	0- 0	NON-CONFERENCE	0- 0	0- 3	4- 3				
2- 1	0- 0	0- 0	HOME	0- 0	0- 0	2- 1				
2- 5	0- 0	0- 0	AWAY	0- 0	0- 3	2- 2				
0- 0	0- 0	0- 0	NEUTRAL	0- 0	0- 0	0- 0				
0- 0	0- 0	0- 0	CONFERENCE	0- 0	0- 0	0- 0				
0- 0	0- 0	0- 0	HOME	0- 0	0- 0	0- 0				
0- 0	0- 0	0- 0	AWAY	0- 0	0- 0	0- 0				
0- 0	0- 0	0- 0	NEUTRAL	0- 0	0- 0	0- 0				

RPI 1-25				RPI 26-50				RPI 51-100				RPI 101+ Team's RPI: 261			
RPI	S	Opponent	Score	RPI	S	Opponent	Score	RPI	S	Opponent	Score	RPI	S	Opponent	Score
												102	A	James Madison	39 56
												130	A	Wisconsin	41 76
												149	A	Georgia	39 85
												219	H	Elon	58 57
												227	A	Ga. Southern	55 64
												257	A	Wofford	53 70
												278	A	South Carolina St.	58 50
												303	H	Western Caro.	57 65
												338	A	Col. of Charleston	71 64
												342	H	N. C. Central	66 41
LAST 12 Division I GAMES:															
				257	A	Wofford	53 70	303	H	Western Caro.	57 65				
				342	H	N. C. Central	66 41	227	A	Ga. Southern	55 64				
				149	A	Georgia	39 85	219	H	Elon	58 57				
				130	A	Wisconsin	41 76	278	A	South Carolina St.	58 50				
								338	A	Col. of Charleston	71 64				
								102	A	James Madison	39 56				

Non-Div I Games: Newberry 63 67

Winthrop

W
i
s
c
o
n
s
i
n

Wisconsin				Through Games Of Jan. 1, 2019							
Average RPI	Win:	231	WON-LOST	WINNING	LAST 10	STRENGTH OF	OPP. STRENGTH	TEAM	ADJ.	CONF.	ADJ CONF.
Average RPI	Loss:	38	RECORD	PCT. RANK	GAMES	SCHEDULE	OF SCHEDULE	RPI	RPI	RPI	RPI
DIV. I ONLY	10- 4	79	6-4	228	134	130	130	3	3		
DIV. I NON-CONF.	9- 3	62	0- 0	299	143	165	165	3	3		

TOTALS	RPI 1-25		RPI 26-50		W-L RECORDS	RPI 51-100		RPI 101-150		RPI 150+	
10- 4	0- 0		0- 3		OVERALL	2- 1		1- 0		7- 0	
7- 1	0- 0		0- 1		HOME	1- 0		1- 0		5- 0	
1- 2	0- 0		0- 2		AWAY	0- 0		0- 0		1- 0	
2- 1	0- 0		0- 0		NEUTRAL	1- 1		0- 0		1- 0	
9- 3	0- 0		0- 2		NON-CONFERENCE	1- 1		1- 0		7- 0	
6- 1	0- 0		0- 1		HOME	0- 0		1- 0		5- 0	
1- 1	0- 0		0- 1		AWAY	0- 0		0- 0		1- 0	
2- 1	0- 0		0- 0		NEUTRAL	1- 1		0- 0		1- 0	
1- 1	0- 0		0- 1		CONFERENCE	1- 0		0- 0		0- 0	
1- 0	0- 0		0- 0		HOME	1- 0		0- 0		0- 0	
0- 1	0- 0		0- 1		AWAY	0- 0		0- 0		0- 0	
0- 0	0- 0		0- 0		NEUTRAL	0- 0		0- 0		0- 0	

W
i
s
c
o
n
s
i
n

RPI 1-25				RPI 26-50				RPI 51-100				RPI 101+ Team's RPI: 130			
RPI	S	Opponent	Score	RPI	S	Opponent	Score	RPI	S	Opponent	Score	RPI	S	Opponent	Score
				29	A	Green Bay	46 55	53	N	Arkansas	68 69	105	H	IUPUI	65 64
				30	A	Minnesota	56 74	73	H	Purdue	76 69	187	A	Milwaukee	68 57
				39	H	Duke	53 60	91	N	Pittsburgh	57 42	261	H	Winthrop	76 41
												289	N	Tennessee St.	58 53
												309	H	Marshall	67 49
												316	H	North Dakota St.	64 53
												331	H	Chicago St.	85 38
												348	H	Evansville	96 60

LAST 12 Division I GAMES:															
				73	H	Purdue	76 69	348	H	Evansville	96 60				
				30	A	Minnesota	56 74	331	H	Chicago St.	85 38				
				289	N	Tennessee St.	58 53	29	A	Green Bay	46 55				
				91	N	Pittsburgh	57 42	309	H	Marshall	67 49				
				105	H	IUPUI	65 64	39	H	Duke	53 60				
				316	H	North Dakota St.	64 53	53	N	Arkansas	68 69				

Non-Div I Games:

Wisconsin

Average RPI Win: **292**
 Average RPI Loss: **178**

WON-LOST
RECORD

WINNING
PCT. RANK

LAST 10
GAMES

STRENGTH OF
SCHEDULE

OPP. STRENGTH
OF SCHEDULE

TEAM
RPI

ADJ.
RPI

CONF.
RPI

ADJ CONF.
RPI

DIV. I ONLY	5- 7	202	6-4	309	275	257	257	23	23
DIV. I NON-CONF.	5- 7	205	0- 1	309	274	256	256	23	23
TOTALS	RPI 1-25	RPI 26-50	W-L RECORDS	RPI 51-100	RPI 101-150	RPI 150+			
5- 7	0- 0	0- 0	OVERALL	0- 3	0- 0	5- 4			
3- 0	0- 0	0- 0	HOME	0- 0	0- 0	3- 0			
2- 7	0- 0	0- 0	AWAY	0- 3	0- 0	2- 4			
0- 0	0- 0	0- 0	NEUTRAL	0- 0	0- 0	0- 0			
5- 7	0- 0	0- 0	NON-CONFERENCE	0- 3	0- 0	5- 4			
3- 0	0- 0	0- 0	HOME	0- 0	0- 0	3- 0			
2- 7	0- 0	0- 0	AWAY	0- 3	0- 0	2- 4			
0- 0	0- 0	0- 0	NEUTRAL	0- 0	0- 0	0- 0			
0- 0	0- 0	0- 0	CONFERENCE	0- 0	0- 0	0- 0			
0- 0	0- 0	0- 0	HOME	0- 0	0- 0	0- 0			
0- 0	0- 0	0- 0	AWAY	0- 0	0- 0	0- 0			
0- 0	0- 0	0- 0	NEUTRAL	0- 0	0- 0	0- 0			

RPI 1-25				RPI 26-50				RPI 51-100				RPI 101+ Team's RPI: 257					
RPI	S	Opponent	Score	RPI	S	Opponent	Score	RPI	S	Opponent	Score	RPI	S	Opponent	Score		
								66	A	Georgia Tech	40	81	160	A	Appalachian St.	70	94
								79	A	Charlotte	63	85	200	A	UNC Asheville	46	60
								95	A	Clemson	77	85	227	A	Ga. Southern	81	65
													261	H	Winthrop	70	53
													291	H	Gardner-Webb	59	53
													305	A	Presbyterian	50	61
													338	H	Col. of Charleston	78	58
													342	A	N. C. Central	59	66
													343	A	Longwood	101	72
LAST 12 Division I GAMES:																	
								66	A	Georgia Tech	40	81	342	A	N. C. Central	59	66
								160	A	Appalachian St.	70	94	343	A	Longwood	101	72
								305	A	Presbyterian	50	61	291	H	Gardner-Webb	59	53
								79	A	Charlotte	63	85	200	A	UNC Asheville	46	60
								95	A	Clemson	77	85	261	H	Winthrop	70	53
								227	A	Ga. Southern	81	65	338	H	Col. of Charleston	78	58

Non-Div I Games:

Warren Wilson

107 30

Brevard

106 52

Wofford

Average RPI Win:	214	WON-LOST	WINNING	LAST 10	STRENGTH OF	OPP. STRENGTH	TEAM	ADJ.	CONF.	ADJ CONF.
Average RPI Loss:	115	RECORD	PCT. RANK	GAMES	SCHEDULE	OF SCHEDULE	RPI	RPI	RPI	RPI
DIV. I ONLY	9- 4	84	9-1	185	160	85	85	17	17	
DIV. I NON-CONF.	7- 4	109	0- 0	152	167	89	89	15	15	

TOTALS	RPI 1-25	RPI 26-50	W-L RECORDS	RPI 51-100	RPI 101-150	RPI 150+				
9- 4	0- 1	0- 1	OVERALL	1- 1	1- 0	7- 1				
1- 1	0- 0	0- 1	HOME	0- 0	0- 0	1- 0				
4- 3	0- 1	0- 0	AWAY	0- 1	1- 0	3- 1				
4- 0	0- 0	0- 0	NEUTRAL	1- 0	0- 0	3- 0				
7- 4	0- 1	0- 1	NON-CONFERENCE	1- 1	0- 0	6- 1				
1- 1	0- 0	0- 1	HOME	0- 0	0- 0	1- 0				
2- 3	0- 1	0- 0	AWAY	0- 1	0- 0	2- 1				
4- 0	0- 0	0- 0	NEUTRAL	1- 0	0- 0	3- 0				
2- 0	0- 0	0- 0	CONFERENCE	0- 0	1- 0	1- 0				
0- 0	0- 0	0- 0	HOME	0- 0	0- 0	0- 0				
2- 0	0- 0	0- 0	AWAY	0- 0	1- 0	1- 0				
0- 0	0- 0	0- 0	NEUTRAL	0- 0	0- 0	0- 0				

RPI 1-25				RPI 26-50				RPI 51-100				RPI 101+			
RPI	S	Opponent	Score	RPI	S	Opponent	Score	RPI	S	Opponent	Score	RPI	S	Opponent	Score
21	A	Michigan St.	68 84	46	H	Belmont	63 79	79	A	Charlotte	85 88	105	A	IUPUI	78 75
								94	N	Marist	76 60	152	H	Kent St.	61 55
												166	N	Drexel	71 63
												237	N	Hofstra	93 64
												239	N	Stetson	57 44
												264	A	UNLV	68 52
												313	A	CSU Bakersfield	74 76
												330	A	UIC	79 46
												336	A	Manhattan	60 44

LAST 12 Division I GAMES:															
330	A	UIC	79 46	79	A	Charlotte	85 88	336	A	Manhattan	60 44	166	N	Drexel	71 63
105	A	IUPUI	78 75									152	H	Kent St.	61 55
237	N	Hofstra	93 64									94	N	Marist	76 60
21	A	Michigan St.	68 84									239	N	Stetson	57 44
46	H	Belmont	63 79												
264	A	UNLV	68 52												

Non-Div I Games: Kentucky St. 83 53

Wright St.

W
Y
o
m
i
n
g

Wyoming				Through Games Of Jan. 1, 2019								
Average RPI Win:		141	WON-LOST	WINNING	LAST 10	STRENGTH OF	OPP. STRENGTH	TEAM	ADJ.	CONF.	ADJ CONF.	
Average RPI Loss:		58	RECORD	PCT. RANK	GAMES	SCHEDULE	OF SCHEDULE	RPI	RPI	RPI	RPI	
DIV. I ONLY		5- 2	79	7-2	54	123	34	34	10	10		
DIV. I NON-CONF.		5- 2	81	1- 0	54	121	32	32	10	10		

TOTALS		RPI 1-25	RPI 26-50	W-L RECORDS		RPI 51-100	RPI 101-150	RPI 150+				
5- 2		0- 0	1- 1	OVERALL		1- 1	1- 0	2- 0				
4- 0		0- 0	1- 0	HOME		1- 0	1- 0	1- 0				
0- 2		0- 0	0- 1	AWAY		0- 1	0- 0	0- 0				
1- 0		0- 0	0- 0	NEUTRAL		0- 0	0- 0	1- 0				
5- 2		0- 0	1- 1	NON-CONFERENCE		1- 1	1- 0	2- 0				
4- 0		0- 0	1- 0	HOME		1- 0	1- 0	1- 0				
0- 2		0- 0	0- 1	AWAY		0- 1	0- 0	0- 0				
1- 0		0- 0	0- 0	NEUTRAL		0- 0	0- 0	1- 0				
0- 0		0- 0	0- 0	CONFERENCE		0- 0	0- 0	0- 0				
0- 0		0- 0	0- 0	HOME		0- 0	0- 0	0- 0				
0- 0		0- 0	0- 0	AWAY		0- 0	0- 0	0- 0				
0- 0		0- 0	0- 0	NEUTRAL		0- 0	0- 0	0- 0				

RPI 1-25		RPI 26-50		Team's RPI: 34		RPI 51-100		RPI 101+				
RPI	S	Opponent	Score	RPI	S	Opponent	Score	RPI	S	Opponent	Score	
				33	H	South Dakota St.	77 70	68	A	Paci fi c	64 70	
				48	A	Saint Mary's (CA)	84 90	97	H	Idaho	64 61	

LAST 12 Division I GAMES:												
				33	H	South Dakota St.	77 70	189	H	Denver	78 74	
				97	H	Idaho	64 61	129	H	Montana St.	66 58	
								68	A	Paci fi c	64 70	
								259	N	North Texas	53 49	
								48	A	Saint Mary's (CA)	84 90	

W
Y
o
m
i
n
g

Non-Div I Games:

Chadron St.

80 33

UC-Col o. Springs

98 37

Wyoming

Loss, Non-Conf, S Site, H Home A Away N Neutral

Page 348

Non-Div I Games: Chadron St. 80 33 UC-Col o. Springs 98 37

Wyoming

**x
a
v
i
e
r**

X
a
v
i
e
r

Xavi er

Average RPI Win:	272
Average RPI Loss:	100

DIV. I ONLY	10- 5	91	8-2	241	278	125	125	12	12
DIV. I NON-CONF.	10- 5	91	1- 0	237	277	123	123	12	12
TOTALS	RPI 1-25	RPI 26-50	W-L RECORDS	RPI 51-100	RPI 101-150	RPI 150+			
10- 5	0- 0	0- 0	OVERALL	0- 3	1- 2	9- 0			
3- 0	0- 0	0- 0	HOME	0- 0	0- 0	3- 0			
4- 4	0- 0	0- 0	AWAY	0- 2	1- 2	3- 0			
3- 1	0- 0	0- 0	NEUTRAL	0- 1	0- 0	3- 0			
10- 5	0- 0	0- 0	NON-CONFERENCE	0- 3	1- 2	9- 0			
3- 0	0- 0	0- 0	HOME	0- 0	0- 0	3- 0			
4- 4	0- 0	0- 0	AWAY	0- 2	1- 2	3- 0			
3- 1	0- 0	0- 0	NEUTRAL	0- 1	0- 0	3- 0			
0- 0	0- 0	0- 0	CONFERENCE	0- 0	0- 0	0- 0			
0- 0	0- 0	0- 0	HOME	0- 0	0- 0	0- 0			
0- 0	0- 0	0- 0	AWAY	0- 0	0- 0	0- 0			
0- 0	0- 0	0- 0	NEUTRAL	0- 0	0- 0	0- 0			

RPI 1-25				RPI 26-50				RPI 51-100				RPI 101+				Team's RPI: 125	
RPI	S	Opponent	Score	RPI	S	Opponent	Score	RPI	S	Opponent	Score	RPI	S	Opponent	Score		
								57	N	SFA	57	67	124	A	Youngstown St.	58	56
								78	A	St. John's (NY)	52	56	134	A	Providence	42	59
								90	A	Northern Ill.	80	89	142	A	Cincinnati	52	66
													206	N	Saint Louis	58	52
													262	H	Central Conn. St.	58	46
													268	N	Niagara	67	64
													280	H	Saint Peter's	72	56
													290	A	Vermont	58	55
													307	N	N.C. A&T	59	49
													319	A	Army West Point	62	51
													328	H	Colgate	80	61
													333	A	Wagner	74	41
LAST 12 Division I GAMES:																	
				57	N	SFA	57	67	307	N	N.C. A&T	59	49				
				268	N	Niagara	67	64	78	A	St. John's (NY)	52	56				
				206	N	Saint Louis	58	52	280	H	Saint Peter's	72	56				
				262	H	Central Conn. St.	58	46	134	A	Providence	42	59				
				319	A	Army West Point	62	51	333	A	Wagner	74	41				
				290	A	Vermont	58	55	124	A	Youngstown St.	58	56				

Non-Div I Games:

Yal e

Average RPI Win:	247	WON-LOST	WINNING	LAST 10	STRENGTH OF	OPP. STRENGTH	TEAM	ADJ.	CONF.	ADJ CONF.
Average RPI Loss:	107	RECORD	PCT. RANK	GAMES	SCHEDULE	OF SCHEDULE	RPI	RPI	RPI	RPI

DIV. I ONLY	8- 3	71	7-3	250	226	124	124	17	17
DIV. I NON-CONF.	6- 3	91	0- 0	133	281	103	103	15	15
TOTALS	RPI 1-25	RPI 26-50	W-L RECORDS	RPI 51-100	RPI 101-150	RPI 150+			
8- 3	0- 0	0- 1	OVERALL	1- 0	0- 1	7- 1			
4- 1	0- 0	0- 0	HOME	0- 0	0- 1	4- 0			
4- 2	0- 0	0- 1	AWAY	1- 0	0- 0	3- 1			
0- 0	0- 0	0- 0	NEUTRAL	0- 0	0- 0	0- 0			
6- 3	0- 0	0- 1	NON-CONFERENCE	1- 0	0- 1	5- 1			
4- 1	0- 0	0- 0	HOME	0- 0	0- 1	4- 0			
2- 2	0- 0	0- 1	AWAY	1- 0	0- 0	1- 1			
0- 0	0- 0	0- 0	NEUTRAL	0- 0	0- 0	0- 0			
2- 0	0- 0	0- 0	CONFERENCE	0- 0	0- 0	2- 0			
0- 0	0- 0	0- 0	HOME	0- 0	0- 0	0- 0			
2- 0	0- 0	0- 0	AWAY	0- 0	0- 0	2- 0			
0- 0	0- 0	0- 0	NEUTRAL	0- 0	0- 0	0- 0			

RPI S Opponent Score	RPI S Opponent Score	RPI S Opponent Score	RPI S Opponent Score
	43 A Bucknell I 68 73	91 A Pittsburgh 64 55	125 H Yale 56 58
			152 A Kent St. 34 62
			207 H Akron 72 61
			233 H Saint Francis (PA) 80 56
			240 A Oakland 69 55
			255 H Loyola Chi cago 74 63
			302 H Robert Morris 69 59
			322 A Detroit Mercy 85 59
			329 A Canisius 62 36
LAST 12 Division I GAMES:			
322 A Detroit Mercy 85 59	240 A Oakland 69 55		
43 A Bucknell I 68 73	152 A Kent St. 34 62		
233 H Saint Francis (PA) 80 56	91 A Pittsburgh 64 55		
329 A Canisius 62 36	255 H Loyola Chi cago 74 63		
207 H Akron 72 61	302 H Robert Morris 69 59		
125 H Yale 56 58			

Non-Div I Games: Thiel 76 53 Carlow 90 31

Youngstown St.