

Average RPI Win:	284	WON-LOST	WINNING	LAST 10	STRENGTH OF	OPP. STRENGTH	TEAM	ADJ.	CONF.	ADJ CONF.
Average RPI Loss:	189	RECORD	PCT. RANK	GAMES	SCHEDULE	OF SCHEDULE	RPI	RPI	RPI	RPI
DIV. I ONLY	8- 19	282	3- 7	286	318	312	312	28	28	
DIV. I NON-CONF.	2- 7	280	0- 0	228	323	319	319	26	26	
TOTALS	RPI 1-25	RPI 26-50	W-L RECORDS	RPI 51-100	RPI 101-150	RPI 150+				
8- 19	0- 0	0- 0	OVERALL	0- 4	0- 3	8- 12				
6- 9	0- 0	0- 0	HOME	0- 2	0- 1	6- 6				
2- 9	0- 0	0- 0	AWAY	0- 1	0- 2	2- 6				
0- 1	0- 0	0- 0	NEUTRAL	0- 1	0- 0	0- 0				
2- 7	0- 0	0- 0	NON-CONFERENCE	0- 1	0- 1	2- 5				
2- 4	0- 0	0- 0	HOME	0- 0	0- 1	2- 3				
0- 2	0- 0	0- 0	AWAY	0- 0	0- 0	0- 2				
0- 1	0- 0	0- 0	NEUTRAL	0- 1	0- 0	0- 0				
6- 12	0- 0	0- 0	CONFERENCE	0- 3	0- 2	6- 7				
4- 5	0- 0	0- 0	HOME	0- 2	0- 0	4- 3				
2- 7	0- 0	0- 0	AWAY	0- 1	0- 2	2- 4				
0- 0	0- 0	0- 0	NEUTRAL	0- 0	0- 0	0- 0				

RPI S	Opponent	Score	RPI S	Opponent	Score	RPI S	Opponent	Score	RPI S	Opponent	Score	Team's RPI: 312
75	A Abilene Christian	52 63	75	H Abilene Christian	65 71	75	H Abilene Christian	65 71	138	A Northwestern St.	43 60	
89	H Central Ark.	55 66	89	H Central Ark.	55 66	89	H Central Ark.	55 66	146	H East Carolina	46 82	
94	N New Mexico St.	51 70	94	N New Mexico St.	51 70	94	N New Mexico St.	51 70	148	A McNeese St.	51 72	
									163	A Fordham	49 67	
									186	H UTRGV	49 46	
									199	H Cal Poly	45 56	
									208	A Sam Houston St.	57 75	
									208	H Sam Houston St.	81 71	
									210	A SFA	59 72	
									210	H SFA	66 71	
									212	H UNLV	51 65	
									228	H Rice	60 55	
									229	A Texas Southern	43 51	
									261	A Houston Baptist	51 55	
									261	H Houston Baptist	59 73	
									283	A Lamar	70 75	
									283	H Houston	73 76	
									311	H Nicholls St.	62 64	
									319	H Southeastern La.	69 67	
									332	A Incarnate Word	57 56	
									332	H Incarnate Word	69 55	
									334	A New Orleans	75 64	
									334	H New Orleans	73 59	

LAST 12 Division I GAMES:

75	A Abilene Christian	52 63	334	A New Orleans	75 64
261	A Houston Baptist	51 55	208	H Sam Houston St.	81 71
208	A Sam Houston St.	57 75	261	H Houston Baptist	59 73
332	H Incarnate Word	69 55	210	H SFA	66 71
75	H Abilene Christian	65 71	332	A Incarnate Word	57 56
210	A SFA	59 72	334	H New Orleans	73 59

Non-Div I Games: Western N.M. 57 42 Angelo St. 80 85

A&M-Corpus Christi

Loss, Non-Conf, S Site, H Home A Away N Neutral

Average RPI Win:	238	WON-LOST	WINNING	LAST 10	STRENGTH OF	OPP. STRENGTH	TEAM	ADJ.	CONF.	ADJ CONF.
Average RPI Loss:	126	RECORD	PCT. RANK	GAMES	SCHEDULE	OF SCHEDULE	RPI	RPI	RPI	RPI
DIV. I ONLY	22- 4	14	8- 2	298	253	75	75	28	28	
DIV. I NON-CONF.	5- 3	108	0- 1	54	111	41	41	26	26	
TOTALS	RPI 1-25	RPI 26-50	W-L RECORDS	RPI 51-100	RPI 101-150	RPI 150+				
22- 4	0- 0	0- 2	OVERALL	2- 0	3- 1	17- 1				
10- 0	0- 0	0- 0	HOME	0- 0	2- 0	8- 0				
10- 4	0- 0	0- 2	AWAY	1- 0	1- 1	8- 1				
2- 0	0- 0	0- 0	NEUTRAL	1- 0	0- 0	1- 0				
5- 3	0- 0	0- 2	NON-CONFERENCE	1- 0	1- 1	3- 0				
1- 0	0- 0	0- 0	HOME	0- 0	0- 0	1- 0				
2- 3	0- 0	0- 2	AWAY	0- 0	1- 1	1- 0				
2- 0	0- 0	0- 0	NEUTRAL	1- 0	0- 0	1- 0				
17- 1	0- 0	0- 0	CONFERENCE	1- 0	2- 0	14- 1				
9- 0	0- 0	0- 0	HOME	0- 0	2- 0	7- 0				
8- 1	0- 0	0- 0	AWAY	1- 0	0- 0	7- 1				
0- 0	0- 0	0- 0	NEUTRAL	0- 0	0- 0	0- 0				

RPI 1-25				RPI 26-50				RPI 51-100				Team's RPI: 75	RPI 101+			
RPI	S	Opponent	Score	RPI	S	Opponent	Score	RPI	S	Opponent	Score		RPI	S	Opponent	Score
				36	A	UTEP	62 66	83	N	Eastern Mich.	83 59		113	A	Idaho	71 59
				41	A	Kansas St.	45 76	89	A	Central Ark.	61 49		138	H	Northwestern St.	67 46
													143	A	Texas Tech	65 71
													148	H	McNeese St.	79 62
													174	A	Eastern Wash.	72 60
													208	A	Sam Houston St.	87 76
													208	H	Sam Houston St.	67 55
													210	A	SFA	85 70
													234	N	Grand Canyon	75 71
													261	A	Houston Baptist	76 55
													261	H	Houston Baptist	77 60
													265	H	UTSA	79 60
													283	A	Lamar	54 63
													283	H	Lamar	90 62
													311	A	Nicholls St.	71 68
													312	A	A&M-Corpus Christi	71 65
													312	H	A&M-Corpus Christi	63 52
													319	A	Southeastern La.	88 72
													319	H	Southeastern La.	72 70
													332	A	Incarnate Word	86 71
													332	H	Incarnate Word	66 58
													334	H	New Orleans	80 70
LAST 12 Division I GAMES:																
				36	A	UTEP	62 66	312	A	A&M-Corpus Christi	71 65					
				312	H	A&M-Corpus Christi	63 52	208	H	Sam Houston St.	67 55					
				332	H	Incarnate Word	66 58	319	A	Southeastern La.	88 72					
				334	H	New Orleans	80 70	283	A	Lamar	54 63					
				261	A	Houston Baptist	76 55	283	H	Lamar	90 62					
				319	H	Southeastern La.	72 70	261	H	Houston Baptist	77 60					

Non-Div I Games: Southwest (NM) 91 39 Schreiner 79 51 Wayland Baptist 96 71 Missouri Valley 96 35

Abilene Christian

Loss, Non-Conf, S Site, H Home A Away N Neutral

Air Force

Through Games Of April 5, 2016

Average RPI Win:	326	WON-LOST	WINNING	LAST 10	STRENGTH OF	OPP. STRENGTH	TEAM	ADJ.	CONF.	ADJ CONF.
Average RPI Loss:	185	RECORD	PCT. RANK	GAMES	SCHEDULE	OF SCHEDULE	RPI	RPI	RPI	RPI
DIV. I ONLY	1- 29	349	1- 9	222	224	342	342	20	20	
DIV. I NON-CONF.	0- 11	338	0- 0	249	226	340	340	21	21	
TOTALS	RPI 1-25	RPI 26-50	W-L RECORDS	RPI 51-100	RPI 101-150	RPI 150+				
1- 29	0- 0	0- 2	OVERALL	0- 5	0- 1	1- 21				
1- 11	0- 0	0- 1	HOME	0- 2	0- 0	1- 8				
0- 18	0- 0	0- 1	AWAY	0- 3	0- 1	0- 13				
0- 0	0- 0	0- 0	NEUTRAL	0- 0	0- 0	0- 0				
0- 11	0- 0	0- 0	NON-CONFERENCE	0- 3	0- 1	0- 7				
0- 3	0- 0	0- 0	HOME	0- 1	0- 0	0- 2				
0- 8	0- 0	0- 0	AWAY	0- 2	0- 1	0- 5				
0- 0	0- 0	0- 0	NEUTRAL	0- 0	0- 0	0- 0				
1- 18	0- 0	0- 2	CONFERENCE	0- 2	0- 0	1- 14				
1- 8	0- 0	0- 1	HOME	0- 1	0- 0	1- 6				
0- 10	0- 0	0- 1	AWAY	0- 1	0- 0	0- 8				
0- 0	0- 0	0- 0	NEUTRAL	0- 0	0- 0	0- 0				

RPI S	Opponent	Score	RPI S	Opponent	Score	RPI S	Opponent	Score	RPI S	Opponent	Score	Team's RPI: 342
48	A Colorado St.	47 71	71	A Santa Clara	34 68	128	A Gonzaga	35 88				
48	H Colorado St.	48 81	77	A Vanderbilt	29 86	153	A Boise St.	48 61				
			83	H Eastern Mich.	59 72	168	A UC Davis	40 66				
			97	A Fresno St.	46 70	171	A George Mason	52 69				
			97	H Fresno St.	48 63	172	A New Mexico	36 58				
						172	H New Mexico	33 63				
						174	A Eastern Wash.	44 65				
						201	A San Jose St.	60 81				
						201	H San Jose St.	49 72				
						212	A UNLV	42 55				
						212	A UNLV	51 62				
						212	H UNLV	56 60				
						234	H Grand Canyon	39 73				
						235	A Utah St.	40 64				
						235	H Utah St.	53 66				
						238	A Navy	46 64				
						242	H San Diego St.	66 69				
						259	A Wyoming	56 84				
						259	H Wyoming	45 67				
						300	H Denver	48 57				
						326	A Nevada	57 68				
						326	H Nevada	59 53				
						331	A Southern Utah	56 75				
LAST 12 Division I GAMES:												
212	A UNLV	42 55	242	H San Diego St.	66 69							
48	H Colorado St.	48 81	326	H Nevada	59 53							
235	A Utah St.	40 64	153	A Boise St.	48 61							
97	H Fresno St.	48 63	259	A Wyoming	56 84							
172	A New Mexico	36 58	201	H San Jose St.	49 72							
212	A UNLV	51 62	172	H New Mexico	33 63							

Non-Div I Games:

Air Force

Loss, Non-Conf, S Site, H Home A Away N Neutral

Average RPI Win: 208	WON-LOST	WINNING	LAST 10	STRENGTH OF	OPP. STRENGTH	TEAM	ADJ.	CONF.	ADJ CONF.
Average RPI Loss: 108	RECORD	PCT. RANK	GAMES	SCHEDULE	OF SCHEDULE	RPI	RPI	RPI	RPI
DIV. I ONLY	18- 14	138	7- 3	122	143	134	134	11	11
DIV. I NON-CONF.	5- 6	178	0- 1	154	163	180	180	13	13
TOTALS	RPI 1-25	RPI 26-50	W-L RECORDS	RPI 51-100	RPI 101-150	RPI 150+			
18- 14	0- 0	0- 0	OVERALL	2- 9	5- 2	11- 3			
10- 5	0- 0	0- 0	HOME	1- 4	3- 0	6- 1			
7- 6	0- 0	0- 0	AWAY	1- 4	1- 1	5- 1			
1- 3	0- 0	0- 0	NEUTRAL	0- 1	1- 1	0- 1			
5- 6	0- 0	0- 0	NON-CONFERENCE	0- 4	1- 0	4- 2			
3- 2	0- 0	0- 0	HOME	0- 2	1- 0	2- 0			
2- 2	0- 0	0- 0	AWAY	0- 1	0- 0	2- 1			
0- 2	0- 0	0- 0	NEUTRAL	0- 1	0- 0	0- 1			
13- 8	0- 0	0- 0	CONFERENCE	2- 5	4- 2	7- 1			
7- 3	0- 0	0- 0	HOME	1- 2	2- 0	4- 1			
5- 4	0- 0	0- 0	AWAY	1- 3	1- 1	3- 0			
1- 1	0- 0	0- 0	NEUTRAL	0- 0	1- 1	0- 0			

RPI 1-25			RPI 26-50			RPI 51-100			RPI 101+			Team's RPI: 134
RPI	S	Opponent	Score	RPI	S	Opponent	Score	RPI	S	Opponent	Score	
						51	A Ohio	55	75	106	A Buffalo	69 61
						51	H Ohio	73	101	106	H Buffalo	62 49
						54	H FGCU	64	82	106	N Buffalo	87 88
						61	A Ball St.	71	78	124	H Toledo	81 71
						78	A San Diego	65	86	124	N Toledo	73 71
						79	A Central Mich.	60	81	129	H Youngstown St.	74 49
						79	H Central Mich.	77	97	149	A Western Mich.	65 69
						83	A Eastern Mich.	68	65	155	A Northern Ky.	77 75
						83	H Eastern Mich.	75	72	181	A Fla. Atlantic	77 91
						85	N UNI	51	59	185	N Northern Colo.	65 78
						92	H Bucknell	70	74	244	A Valparaiso	85 74
										258	A Bowling Green	71 55
										258	H Bowling Green	71 61
										263	H Northern Ill.	58 65
										272	H UCF	74 54
										282	A Miami (OH)	65 62
										282	H Miami (OH)	77 65
										282	H Miami (OH)	66 54
										318	A Kent St.	70 60
										318	H Kent St.	78 66
										328	H Winthrop	76 59
LAST 12 Division I GAMES:												
						92	H Bucknell	70	74	318	A Kent St.	70 60
						106	N Buffalo	87	88	282	A Miami (OH)	65 62
						124	N Toledo	73	71	51	H Ohio	73 101
						282	H Miami (OH)	66	54	318	H Kent St.	78 66
						258	H Bowling Green	71	61	149	A Western Mich.	65 69
						106	H Buffalo	62	49	282	H Miami (OH)	77 65

Non-Div I Games: Rochester College 103 37

Akron

■ Loss,
 ■ Non-Conf,
 ■ S Site,
 ■ H Home
 ■ A Away
 N Neutral

Alabama

Through Games Of April 5, 2016

Average RPI Win:	207	WON-LOST	WINNING	LAST 10	STRENGTH OF	OPP. STRENGTH	TEAM	ADJ.	CONF.	ADJ CONF.
Average RPI Loss:	57	RECORD	PCT. RANK	GAMES	SCHEDULE	OF SCHEDULE	RPI	RPI	RPI	RPI
DIV. I ONLY	15- 16	173	2- 8	132	60	159	159	3	3	
DIV. I NON-CONF.	11- 3	43	0- 1	304	303	123	123	3	3	
TOTALS	RPI 1-25	RPI 26-50	W-L RECORDS	RPI 51-100	RPI 101-150	RPI 150+				
15- 16	1- 5	1- 4	OVERALL	1- 5	2- 2	10- 0				
13- 4	1- 2	1- 1	HOME	0- 1	2- 0	9- 0				
0- 11	0- 3	0- 3	AWAY	0- 4	0- 1	0- 0				
2- 1	0- 0	0- 0	NEUTRAL	1- 0	0- 1	1- 0				
11- 3	0- 0	0- 0	NON-CONFERENCE	1- 3	1- 0	9- 0				
9- 0	0- 0	0- 0	HOME	0- 0	1- 0	8- 0				
0- 3	0- 0	0- 0	AWAY	0- 3	0- 0	0- 0				
2- 0	0- 0	0- 0	NEUTRAL	1- 0	0- 0	1- 0				
4- 13	1- 5	1- 4	CONFERENCE	0- 2	1- 2	1- 0				
4- 4	1- 2	1- 1	HOME	0- 1	1- 0	1- 0				
0- 8	0- 3	0- 3	AWAY	0- 1	0- 1	0- 0				
0- 1	0- 0	0- 0	NEUTRAL	0- 0	0- 1	0- 0				

RPI	S	Opponent	Score	RPI	S	Opponent	Score	RPI	S	Opponent	Score	RPI	S	Opponent	Score	Team's RPI: 159
4	H	South Carolina	46 66	29	A	Florida	72 80	62	N	Middle Tenn.	64 46	110	H	Georgetown	78 66	
14	A	Kentucky	48 73	39	A	Missouri	52 63	64	A	Tulane	52 53	130	H	LSU	62 45	
17	A	Tennessee	42 70	45	H	Georgia	64 50	74	A	Georgia Tech	58 70	130	N	LSU	49 58	
17	H	Tennessee	54 46	49	A	Auburn	59 72	77	A	Vanderbilt	52 67	142	A	Arkansas	67 69	
21	A	Mississippi St.	52 61	49	H	Auburn	55 59	77	H	Vanderbilt	48 54	179	H	Ole Miss	48 37	
25	H	Texas A&M	56 59					95	A	UT Martin	65 83	184	H	Grambling	72 57	
												205	N	Utah Valley	67 60	
												253	H	Appalachian St.	93 59	
												271	H	Georgia St.	72 56	
												296	H	Alcorn	97 50	
												325	H	North Florida	69 47	
												333	H	Lipscomb	68 49	
												346	H	Alabama A&M	96 44	
												349	H	Mississippi Val.	98 35	
LAST 12 Division I GAMES:																
64	A	Tulane	52 53	39	A	Missouri	52 63									
130	N	LSU	49 58	49	H	Auburn	55 59									
21	A	Mississippi St.	52 61	179	H	Ole Miss	48 37									
17	H	Tennessee	54 46	17	A	Tennessee	42 70									
4	H	South Carolina	46 66	25	H	Texas A&M	56 59									
142	A	Arkansas	67 69	77	A	Vanderbilt	52 67									

Non-Div I Games:

Alabama

■ Loss,
 ■ Non-Conf,
 ■ S Site,
 ■ H Home
 ■ A Away
 N Neutral

Average RPI Win:	343	WON-LOST	WINNING	LAST 10	STRENGTH OF	OPP. STRENGTH	TEAM	ADJ.	CONF.	ADJ CONF.
Average RPI Loss:	214	RECORD	PCT. RANK	GAMES	SCHEDULE	OF SCHEDULE	RPI	RPI	RPI	RPI
DIV. I ONLY	4- 25	329	2- 8	320	348	346	346	31	31	
DIV. I NON-CONF.	0- 9	338	0- 0	194	254	332	332	31	31	
TOTALS	RPI 1-25	RPI 26-50	W-L RECORDS	RPI 51-100	RPI 101-150	RPI 150+				
4- 25	0- 0	0- 0	OVERALL	0- 2	0- 4	4- 19				
2- 12	0- 0	0- 0	HOME	0- 2	0- 2	2- 8				
1- 12	0- 0	0- 0	AWAY	0- 0	0- 2	1- 10				
1- 1	0- 0	0- 0	NEUTRAL	0- 0	0- 0	1- 1				
0- 9	0- 0	0- 0	NON-CONFERENCE	0- 2	0- 2	0- 5				
0- 5	0- 0	0- 0	HOME	0- 2	0- 1	0- 2				
0- 4	0- 0	0- 0	AWAY	0- 0	0- 1	0- 3				
0- 0	0- 0	0- 0	NEUTRAL	0- 0	0- 0	0- 0				
4- 16	0- 0	0- 0	CONFERENCE	0- 0	0- 2	4- 14				
2- 7	0- 0	0- 0	HOME	0- 0	0- 1	2- 6				
1- 8	0- 0	0- 0	AWAY	0- 0	0- 1	1- 7				
1- 1	0- 0	0- 0	NEUTRAL	0- 0	0- 0	1- 1				

RPI S	Opponent	Score	RPI S	Opponent	Score	RPI S	Opponent	Score	RPI S	Opponent	Score	Team's RPI: 346
57	H Saint Louis	60 91				115	H Samford	30 54				
82	H Belmont	28 78				131	A Marshall	45 81				
						145	A Southern U.	38 77				
						145	H Southern U.	62 68				
						159	A Alabama	44 96				
						179	A Ole Miss	42 103				
						184	A Grambling	56 75				
						184	H Grambling	67 75				
						209	A Alabama St.	50 86				
						209	H Alabama St.	63 77				
						209 N	Alabama St.	72 88				
						229	A Texas Southern	41 72				
						229	H Texas Southern	38 57				
						233	H Southeast Mo. St.	58 69				
						260	H Murray St.	59 76				
						278	A Prairie View	72 93				
						278	H Prairie View	52 67				
						296	A Alcorn	52 68				
						296	H Alcorn	64 81				
						305	A Morehead St.	69 112				
						307	A Jackson St.	58 59				
						307	H Jackson St.	66 69				
						336	A Ark.-Pine Bluff	60 69				
						336	H Ark.-Pine Bluff	78 70				
						336 N	Ark.-Pine Bluff	82 74				
						349	A Mississippi Val.	84 74				
LAST 12 Division I GAMES:												
209 N	Alabama St.	72 88	145	H	Southern U.	62 68						
336 N	Ark.-Pine Bluff	82 74	296	H	Alcorn	64 81						
307	H Jackson St.	66 69	209	H	Alabama St.	63 77						
184	H Grambling	67 75	349	A	Mississippi Val.	84 74						
278	A Prairie View	72 93	336	A	Ark.-Pine Bluff	60 69						
229	A Texas Southern	41 72	229	H	Texas Southern	38 57						

Non-Div I Games: Tuskegee 66 55

Alabama A&M

■ Loss,
 ■ Non-Conf,
 ■ S Site,
 ■ H Home
 ■ A Away
 N Neutral

RPI	S	Opponent	Score
349	H	Mississippi Val.	79 68

A
l
a
b
a
m
a
A
&
M

A
l
a
b
a
m
a
A
&
M

Alabama A&M

Average RPI Win:	274	WON-LOST	WINNING	LAST 10	STRENGTH OF	OPP. STRENGTH	TEAM	ADJ.	CONF.	ADJ CONF.
Average RPI Loss:	180	RECORD	PCT. RANK	GAMES	SCHEDULE	OF SCHEDULE	RPI	RPI	RPI	RPI
DIV. I ONLY	18- 12	109	7- 3	314	338	209	209	31	31	
DIV. I NON-CONF.	1- 8	319	0- 1	176	161	292	292	31	31	
TOTALS	RPI 1-25	RPI 26-50	W-L RECORDS	RPI 51-100	RPI 101-150	RPI 150+				
18- 12	0- 1	0- 0	OVERALL	0- 1	2- 3	16- 7				
8- 5	0- 0	0- 0	HOME	0- 0	0- 3	8- 2				
6- 6	0- 1	0- 0	AWAY	0- 1	1- 0	5- 4				
4- 1	0- 0	0- 0	NEUTRAL	0- 0	1- 0	3- 1				
1- 8	0- 1	0- 0	NON-CONFERENCE	0- 1	0- 2	1- 4				
0- 4	0- 0	0- 0	HOME	0- 0	0- 2	0- 2				
0- 3	0- 1	0- 0	AWAY	0- 1	0- 0	0- 1				
1- 1	0- 0	0- 0	NEUTRAL	0- 0	0- 0	1- 1				
17- 4	0- 0	0- 0	CONFERENCE	0- 0	2- 1	15- 3				
8- 1	0- 0	0- 0	HOME	0- 0	0- 1	8- 0				
6- 3	0- 0	0- 0	AWAY	0- 0	1- 0	5- 3				
3- 0	0- 0	0- 0	NEUTRAL	0- 0	1- 0	2- 0				

RPI 1-25				RPI 26-50				RPI 51-100				RPI 101+ Team's RPI: 209			
RPI	S	Opponent	Score	RPI	S	Opponent	Score	RPI	S	Opponent	Score	RPI	S	Opponent	Score
6	A	Texas	42 86					74	A	Georgia Tech	54 80	112	H	Troy	59 73
												115	H	Samford	35 54
												145	A	Southern U.	60 59
												145	H	Southern U.	55 57
												145	N	Southern U.	55 51
												184	A	Grambling	69 89
												184	H	Grambling	69 60
												184	N	Grambling	64 50
												192	A	Southern Miss.	44 65
												194	H	South Ala.	43 47
												229	A	Texas Southern	58 48
												229	H	Texas Southern	57 51
												232	N	Siena	57 53
												256	N	Tennessee St.	64 74
												278	A	Prairie View	60 63
												278	H	Prairie View	65 54
												296	A	Alcorn	52 51
												296	H	Alcorn	64 51
												297	H	Savannah St.	49 60
												307	A	Jackson St.	69 70
												307	H	Jackson St.	63 57
												336	A	Ark.-Pine Bluff	68 53
												336	H	Ark.-Pine Bluff	72 63
												346	A	Alabama A&M	77 63
												346	H	Alabama A&M	86 50
												346	N	Alabama A&M	88 72
LAST 12 Division I GAMES:															
6	A	Texas	42 86	229	A	Texas Southern	58 48	278	A	Prairie View	60 63	296	H	Alcorn	64 51
145	N	Southern U.	55 51	296	H	Alcorn	64 51	145	H	Southern U.	55 57	346	A	Alabama A&M	77 63
184	N	Grambling	64 50	346	A	Alabama A&M	77 63	346	H	Alabama A&M	86 50	346	N	Alabama A&M	88 72
346	N	Alabama A&M	88 72	307	H	Jackson St.	63 57	346	A	Ark.-Pine Bluff	68 53				
184	H	Grambling	69 60												
307	H	Jackson St.	63 57												

Non-Div I Games: Mobile 71 56

Alabama St.

■ Loss,
 ■ Non-Conf,
 ■ S Site,
 ■ Home
 ■ A Away
 N Neutral

RPI	S	Opponent	Score
349	A	Mississippi Val.	79 51
349	H	Mississippi Val.	100 50

Alabama St.

A
l
a
b
a
m
a
s
t
.

A
l
a
b
a
m
a
s
t
.

Average RPI Win:	211	WON-LOST	WINNING	LAST 10	STRENGTH OF	OPP. STRENGTH	TEAM	ADJ.	CONF.	ADJ CONF.
Average RPI Loss:	42	RECORD	PCT. RANK	GAMES	SCHEDULE	OF SCHEDULE	RPI	RPI	RPI	RPI
DIV. I ONLY	28- 5	11	8- 2	182	161	38	38	17	17	
DIV. I NON-CONF.	10- 4	74	1- 1	169	69	56	56	18	18	
TOTALS	RPI 1-25	RPI 26-50	W-L RECORDS	RPI 51-100	RPI 101-150	RPI 150+				
28- 5	0- 2	1- 0	OVERALL	2- 3	1- 0	24- 0				
12- 0	0- 0	0- 0	HOME	2- 0	0- 0	10- 0				
12- 5	0- 2	0- 0	AWAY	0- 3	0- 0	12- 0				
4- 0	0- 0	1- 0	NEUTRAL	0- 0	1- 0	2- 0				
10- 4	0- 2	1- 0	NON-CONFERENCE	0- 2	1- 0	8- 0				
3- 0	0- 0	0- 0	HOME	0- 0	0- 0	3- 0				
4- 4	0- 2	0- 0	AWAY	0- 2	0- 0	4- 0				
3- 0	0- 0	1- 0	NEUTRAL	0- 0	1- 0	1- 0				
18- 1	0- 0	0- 0	CONFERENCE	2- 1	0- 0	16- 0				
9- 0	0- 0	0- 0	HOME	2- 0	0- 0	7- 0				
8- 1	0- 0	0- 0	AWAY	0- 1	0- 0	8- 0				
1- 0	0- 0	0- 0	NEUTRAL	0- 0	0- 0	1- 0				

RPI	S	Opponent	Score	RPI	S	Opponent	Score	Team's RPI: 38	RPI	S	Opponent	Score	RPI	S	Opponent	Score
8	A	Syracuse	59 76	29	N	Florida	61 58		56	A	Southern California	67 68	124	N	Toledo	63 55
17	A	Tennessee	55 63						60	A	Army West Point	62 65	158	A	Stony Brook	62 49
									67	A	Maine	53 65	158	H	Stony Brook	73 54
									67	H	Maine	59 58	162	H	Yale	74 70
									67	H	Maine	64 59	168	N	UC Davis	80 70
													182	A	UMBC	77 42
													182	H	UMBC	63 39
													202	A	Fairfield	62 50
													216	A	Rhode Island	67 58
													221	A	Hartford	78 41
													221	H	Hartford	84 39
													223	A	Binghamton	59 47
													223	A	Binghamton	79 43
													223	H	Binghamton	64 58
													232	A	Siena	61 42
													240	A	New Hampshire	78 52
													240	H	New Hampshire	85 48
													267	H	Providence	71 58
													268	H	Pepperdine	64 49
													277	A	Vermont	75 40
													277	H	Vermont	72 43
													277	N	Vermont	95 43
													323	A	UMass Lowell	85 55
													323	H	UMass Lowell	88 57
													344	A	Boston U.	83 43
LAST 12 Division I GAMES:																
8	A	Syracuse	59 76	323	H	UMass Lowell	88 57									
29	N	Florida	61 58	158	A	Stony Brook	62 49									
67	H	Maine	59 58	67	A	Maine	53 65									
223	A	Binghamton	79 43	240	H	New Hampshire	85 48									
277	N	Vermont	95 43	223	H	Binghamton	64 58									
221	H	Hartford	84 39	277	A	Vermont	75 40									

Non-Div I Games:

Albany (NY)

■ Loss,
■ Non-Conf, S Site,
■ Home
■ Away
N Neutral

Average RPI Win:	298	WON-LOST	WINNING	LAST 10	STRENGTH OF	OPP. STRENGTH	TEAM	ADJ.	CONF.	ADJ CONF.
Average RPI Loss:	193	RECORD	PCT. RANK	GAMES	SCHEDULE	OF SCHEDULE	RPI	RPI	RPI	RPI
DIV. I ONLY	9- 19	270	7- 3	312	342	296	296	31	31	
DIV. I NON-CONF.	0- 8	338	0- 0	87	165	299	299	31	31	
TOTALS	RPI 1-25	RPI 26-50	W-L RECORDS	RPI 51-100	RPI 101-150	RPI 150+				
9- 19	0- 0	0- 1	OVERALL	0- 1	1- 6	8- 11				
5- 4	0- 0	0- 0	HOME	0- 0	1- 0	4- 4				
3- 14	0- 0	0- 0	AWAY	0- 1	0- 2	3- 5				
1- 1	0- 0	0- 0	NEUTRAL	0- 0	0- 1	1- 0				
0- 8	0- 0	0- 1	NON-CONFERENCE	0- 1	0- 4	0- 2				
0- 0	0- 0	0- 0	HOME	0- 0	0- 0	0- 0				
0- 8	0- 0	0- 1	AWAY	0- 1	0- 4	0- 2				
0- 0	0- 0	0- 0	NEUTRAL	0- 0	0- 0	0- 0				
9- 11	0- 0	0- 0	CONFERENCE	0- 0	1- 2	8- 9				
5- 4	0- 0	0- 0	HOME	0- 0	1- 0	4- 4				
3- 6	0- 0	0- 0	AWAY	0- 0	0- 1	3- 5				
1- 1	0- 0	0- 0	NEUTRAL	0- 0	0- 1	1- 0				

RPI 1-25			RPI 26-50			RPI 51-100			RPI 101+ Team's RPI: 296		
RPI	S	Opponent	Score	RPI	S	Opponent	Score	RPI	S	Opponent	Score
				40	A	Arkansas St.	50 82	89	A	Central Ark.	35 58
								109	A	Northwestern	47 91
								116	A	La.-Lafayette	61 73
								137	A	Iowa St.	41 91
								145	A	Southern U.	57 66
								145	H	Southern U.	85 74
								145	N	Southern U.	57 61
								146	A	East Carolina	58 87
								159	A	Alabama	50 97
								184	A	Grambling	70 66
								184	H	Grambling	76 85
								209	A	Alabama St.	51 64
								209	H	Alabama St.	51 52
								229	A	Texas Southern	39 68
								229	H	Texas Southern	41 53
								278	A	Prairie View	54 58
								278	H	Prairie View	70 65
								298	A	Jacksonville St.	65 67
								307	A	Jackson St.	65 79
								307	H	Jackson St.	66 73
								336	A	Ark.-Pine Bluff	69 71
								336	H	Ark.-Pine Bluff	81 53
								346	A	Alabama A&M	81 64
								346	H	Ark.-Pine Bluff	81 53
								346	H	Alabama A&M	68 52
								349	A	Mississippi Val.	81 66
								349	H	Mississippi Val.	75 39
								349	N	Mississippi Val.	62 43
LAST 12 Division I GAMES:											
				145	N	Southern U.	57 61	346	A	Alabama A&M	81 64
				349	N	Mississippi Val.	62 43	346	H	Ark.-Pine Bluff	81 53
				229	H	Texas Southern	41 53	349	H	Mississippi Val.	75 39
				278	H	Prairie View	70 65	184	A	Grambling	70 66
				145	H	Southern U.	85 74	307	A	Jackson St.	65 79
				209	A	Alabama St.	51 64	145	A	Southern U.	57 66

Non-Div I Games: Mt. Mercy 60 56 Delta St. 66 57

Alcorn

Loss, Non-Conf, S Site, H Home A Away N Neutral

Average RPI Win: 275	WON-LOST	WINNING	LAST 10	STRENGTH OF	OPP. STRENGTH	TEAM	ADJ.	CONF.	ADJ CONF.
Average RPI Loss: 161	RECORD	PCT. RANK	GAMES	SCHEDULE	OF SCHEDULE	RPI	RPI	RPI	RPI
DIV. I ONLY	8- 23	295	3- 7	167	287	274	274	26	26
DIV. I NON-CONF.	2- 9	296	0- 0	43	188	207	207	28	28
TOTALS	RPI 1-25	RPI 26-50	W-L RECORDS	RPI 51-100	RPI 101-150	RPI 150+			
8- 23	0- 0	0- 3	OVERALL	0- 6	0- 3	8- 11			
5- 9	0- 0	0- 0	HOME	0- 3	0- 2	5- 4			
3- 14	0- 0	0- 3	AWAY	0- 3	0- 1	3- 7			
0- 0	0- 0	0- 0	NEUTRAL	0- 0	0- 0	0- 0			
2- 9	0- 0	0- 3	NON-CONFERENCE	0- 1	0- 3	2- 2			
1- 3	0- 0	0- 0	HOME	0- 1	0- 2	1- 0			
1- 6	0- 0	0- 3	AWAY	0- 0	0- 1	1- 2			
0- 0	0- 0	0- 0	NEUTRAL	0- 0	0- 0	0- 0			
6- 14	0- 0	0- 0	CONFERENCE	0- 5	0- 0	6- 9			
4- 6	0- 0	0- 0	HOME	0- 2	0- 0	4- 4			
2- 8	0- 0	0- 0	AWAY	0- 3	0- 0	2- 5			
0- 0	0- 0	0- 0	NEUTRAL	0- 0	0- 0	0- 0			

RPI S	Opponent	Score	RPI S	Opponent	Score	RPI S	Opponent	Score	RPI S	Opponent	Score	Team's RPI: 274
33	A George Washington	48 78	60	A Army West Point	51 87	101	H Elon	54 62				
34	A James Madison	45 74	60	H Army West Point	42 52	132	A Pittsburgh	58 76				
46	A Princeton	34 72	63	H Hofstra	51 60	133	H Wake Forest	70 71				
			92	A Bucknell	65 73	182	A UMBC	46 47				
			92	A Bucknell	54 60	204	A Loyola Maryland	46 52				
			92	H Bucknell	60 66	204	H Loyola Maryland	50 55				
						214	A Lehigh	59 55				
						214	H Lehigh	52 61				
						218	A William & Mary	51 62				
						220	A Dartmouth	45 41				
						238	A Navy	52 65				
						238	H Navy	61 56				
						248	H Manhattan	52 48				
						254	A Holy Cross	54 59				
						254	H Holy Cross	50 59				
						295	A Colgate	49 37				
						295	H Colgate	64 56				
						329	A Lafayette	59 63				
						329	H Lafayette	51 60				
						344	A Boston U.	59 63				
						344	H Boston U.	79 33				
						344	H Boston U.	61 53				
LAST 12 Division I GAMES:												
92	A Bucknell	65 73	329	A Lafayette	59 63							
344	H Boston U.	61 53	60	A Army West Point	51 87							
238	H Navy	61 56	344	H Boston U.	79 33							
204	H Loyola Maryland	50 55	214	H Lehigh	52 61							
238	A Navy	52 65	92	A Bucknell	54 60							
254	H Holy Cross	50 59	295	H Colgate	64 56							

Non-Div I Games:

American

■ Loss,
 ■ Non-Conf,
 ■ S Site,
 ■ Home
 ■ A Away
 N Neutral

Average RPI Win:	216	WON-LOST	WINNING	LAST 10	STRENGTH OF	OPP. STRENGTH	TEAM	ADJ.	CONF.	ADJ CONF.
Average RPI Loss:	153	RECORD	PCT. RANK	GAMES	SCHEDULE	OF SCHEDULE	RPI	RPI	RPI	RPI
DIV. I ONLY	10- 20	264	3- 7	178	183	253	253	15	15	
DIV. I NON-CONF.	3- 6	231	0- 0	225	211	268	268	14	14	
TOTALS	RPI 1-25	RPI 26-50	W-L RECORDS	RPI 51-100	RPI 101-150	RPI 150+				
10- 20	0- 0	0- 4	OVERALL	0- 2	2- 5	8- 9				
6- 8	0- 0	0- 1	HOME	0- 1	1- 3	5- 3				
4- 9	0- 0	0- 1	AWAY	0- 1	1- 2	3- 5				
0- 3	0- 0	0- 2	NEUTRAL	0- 0	0- 0	0- 1				
3- 6	0- 0	0- 1	NON-CONFERENCE	0- 0	0- 1	3- 4				
3- 1	0- 0	0- 0	HOME	0- 0	0- 1	3- 0				
0- 3	0- 0	0- 0	AWAY	0- 0	0- 0	0- 3				
0- 2	0- 0	0- 1	NEUTRAL	0- 0	0- 0	0- 1				
7- 14	0- 0	0- 3	CONFERENCE	0- 2	2- 4	5- 5				
3- 7	0- 0	0- 1	HOME	0- 1	1- 2	2- 3				
4- 6	0- 0	0- 1	AWAY	0- 1	1- 2	3- 2				
0- 1	0- 0	0- 1	NEUTRAL	0- 0	0- 0	0- 0				

RPI 1-25				RPI 26-50				RPI 51-100				RPI 101+				Team's RPI: 253	
RPI	S	Opponent	Score	RPI	S	Opponent	Score	RPI	S	Opponent	Score	RPI	S	Opponent	Score		
				37	N	South Dakota	60 87	98	A	Little Rock	50 67	112	A	Troy	96 81		
				40	A	Arkansas St.	60 83	98	H	Little Rock	67 72	112	H	Troy	89 100		
				40	H	Arkansas St.	74 83					116	A	La.-Lafayette	51 60		
				40	N	Arkansas St.	61 81					116	H	La.-Lafayette	76 59		
												127	H	Liberty	68 74		
												150	A	UT Arlington	58 65		
												150	H	UT Arlington	45 76		
												151	A	North Carolina	59 68		
												159	A	Alabama	59 93		
												166	H	ETSU	70 52		
												194	A	South Ala.	55 71		
												194	H	South Ala.	54 68		
												200	H	Richmond	73 59		
												219	H	Furman	92 78		
												226	A	Col. of Charleston	50 60		
												245	A	Texas St.	76 87		
												245	H	Texas St.	90 71		
												270	A	La.-Monroe	57 54		
												270	H	La.-Monroe	64 52		
												271	A	Georgia St.	72 69		
												271	H	Georgia St.	75 80		
												291	A	Ga. Southern	68 62		
												291	H	Ga. Southern	50 65		
												321	N	Delaware St.	69 76		
LAST 12 Division I GAMES:																	
				40	N	Arkansas St.	61 81	194	H	South Ala.	54 68						
				40	H	Arkansas St.	74 83	150	A	UT Arlington	58 65						
				98	H	Little Rock	67 72	245	A	Texas St.	76 87						
				271	A	Georgia St.	72 69	270	H	La.-Monroe	64 52						
				291	A	Ga. Southern	68 62	116	H	La.-Lafayette	76 59						
				112	H	Troy	89 100	194	A	South Ala.	55 71						

Non-Div I Games:

Appalachian St.

■ Loss,
 ■ Non-Conf, S Site,
 ■ Home
 ■ Away
 N Neutral

Arizona

Through Games Of April 5, 2016

Average RPI Win:	168	WON-LOST	WINNING	LAST 10	STRENGTH OF	OPP. STRENGTH	TEAM	ADJ.	CONF.	ADJ CONF.
Average RPI Loss:	47	RECORD	PCT. RANK	GAMES	SCHEDULE	OF SCHEDULE	RPI	RPI	RPI	RPI
DIV. I ONLY	13- 19	229	2- 8	32	21	126	126	1	1	
DIV. I NON-CONF.	9- 3	55	0- 0	166	246	86	86	1	1	
TOTALS	RPI 1-25	RPI 26-50	W-L RECORDS	RPI 51-100	RPI 101-150	RPI 150+				
13- 19	0- 10	0- 0	OVERALL	4- 8	1- 0	8- 1				
8- 7	0- 4	0- 0	HOME	2- 3	0- 0	6- 0				
3- 9	0- 1	0- 0	AWAY	1- 1	1- 0	1- 0				
2- 3	0- 1	0- 0	NEUTRAL	1- 1	0- 0	1- 1				
9- 3	0- 0	0- 0	NON-CONFERENCE	1- 2	1- 0	7- 1				
6- 0	0- 0	0- 0	HOME	1- 0	0- 0	5- 0				
2- 1	0- 0	0- 0	AWAY	0- 1	1- 0	1- 0				
1- 2	0- 0	0- 0	NEUTRAL	0- 1	0- 0	1- 1				
4- 16	0- 10	0- 0	CONFERENCE	3- 6	0- 0	1- 0				
2- 7	0- 4	0- 0	HOME	1- 3	0- 0	1- 0				
1- 8	0- 5	0- 0	AWAY	1- 3	0- 0	0- 0				
1- 1	0- 1	0- 0	NEUTRAL	1- 0	0- 0	0- 0				

RPI S	Opponent	Score	RPI S	Opponent	Score	RPI S	Opponent	Score	RPI S	Opponent	Score	Team's RPI: 126
5	A Oregon St.	43 71				54	N FGCU	55 57	124	A Toledo	62 59	
7	A Stanford	58 82				56	A Southern California	63 56	171	H George Mason	68 60	
7	H Stanford	34 59				56	H Southern California	57 67	189	H Pacific	69 56	
9	A UCLA	53 80				58	A Oregon	54 76	195	H Colorado	63 52	
9	H UCLA	39 73				58	N Oregon	74 68	197	N SMU	46 58	
9	N UCLA	51 72				73	H Utah	55 60	206	H Louisiana Tech	77 67	
12	A Arizona St.	49 61				78	A San Diego	54 59	213	N Gardner-Webb	79 60	
12	H Arizona St.	47 62				84	A California	56 75	222	H Kansas	67 52	
15	A Washington	47 63				84	H California	57 52	239	A North Texas	51 44	
15	H Washington	52 74				93	A Washington St.	46 67	327	H Howard	65 28	
						93	H Washington St.	61 62				
						94	H New Mexico St.	68 64				
LAST 12 Division I GAMES:												
9	N UCLA	51 72	84	A California	56 75							
58	N Oregon	74 68	7	A Stanford	58 82							
56	A Southern California	63 56	9	H UCLA	39 73							
9	A UCLA	53 80	56	H Southern California	57 67							
93	H Washington St.	61 62	58	A Oregon	54 76							
15	H Washington	52 74	5	A Oregon St.	43 71							

Non-Div I Games:

Arizona

Loss, Non-Conf, S Site, H Home A Away N Neutral

Average RPI Win: 100	WON-LOST	WINNING	LAST 10	STRENGTH OF	OPP. STRENGTH	TEAM	ADJ.	CONF.	ADJ CONF.
Average RPI Loss: 30	RECORD	PCT. RANK	GAMES	SCHEDULE	OF SCHEDULE	RPI	RPI	RPI	RPI
DIV. I ONLY	26- 7	25	7- 3	19	3	12	12	1	1
DIV. I NON-CONF.	10- 4	74	1- 1	32	24	46	46	1	1
TOTALS	RPI 1-25	RPI 26-50	W-L RECORDS	RPI 51-100	RPI 101-150	RPI 150+			
26- 7	7- 5	0- 0	OVERALL	9- 2	4- 0	6- 0			
14- 3	4- 2	0- 0	HOME	5- 1	2- 0	3- 0			
11- 2	3- 2	0- 0	AWAY	4- 0	2- 0	2- 0			
1- 2	0- 1	0- 0	NEUTRAL	0- 1	0- 0	1- 0			
10- 4	2- 3	0- 0	NON-CONFERENCE	1- 1	2- 0	5- 0			
5- 3	1- 2	0- 0	HOME	1- 1	1- 0	2- 0			
4- 0	1- 0	0- 0	AWAY	0- 0	1- 0	2- 0			
1- 1	0- 1	0- 0	NEUTRAL	0- 0	0- 0	1- 0			
16- 3	5- 2	0- 0	CONFERENCE	8- 1	2- 0	1- 0			
9- 0	3- 0	0- 0	HOME	4- 0	1- 0	1- 0			
7- 2	2- 2	0- 0	AWAY	4- 0	1- 0	0- 0			
0- 1	0- 0	0- 0	NEUTRAL	0- 1	0- 0	0- 0			

RPI S	Opponent	Score	RPI S	Opponent	Score	RPI S	Opponent	Score	RPI S	Opponent	Score
4 N	South Carolina	58 60				56 A	Southern California	50 45	104 A	Hawaii	75 49
5 A	Oregon St.	44 67				56 H	Southern California	69 68	105 H	Marquette	90 80
7 A	Stanford	63 61				58 A	Oregon	63 58	126 A	Arizona	62 47
7 H	Stanford	49 31				73 H	Utah	80 60	126 H	Arizona	61 49
8 A	Syracuse	61 54				80 H	VCU	48 57	195 H	Colorado	64 37
9 A	UCLA	61 74				84 A	California	64 49	197 A	SMU	64 57
9 H	UCLA	65 61				84 H	California	57 49	217 N	CSU Bakersfield	60 47
13 H	Florida St.	68 56				84 N	California	64 75	221 A	Hartford	60 29
14 H	Kentucky	64 68				93 A	Washington St.	63 45	249 H	Columbia	70 49
15 A	Washington	68 61				93 H	Washington St.	61 39	303 H	CSUN	69 46
15 H	Washington	77 57				94 H	New Mexico St.	74 52			
17 H	Tennessee	64 75									
LAST 12 Division I GAMES:											
17 H	Tennessee	64 75	93 H	Washington St.	61 39						
94 H	New Mexico St.	74 52	7 A	Stanford	63 61						
84 N	California	64 75	84 A	California	64 49						
9 A	UCLA	61 74	56 H	Southern California	69 68						
56 A	Southern California	50 45	9 H	UCLA	65 61						
15 H	Washington	77 57	5 A	Oregon St.	44 67						

Non-Div I Games:

Arizona St.

Average RPI Win:	298	WON-LOST	WINNING	LAST 10	STRENGTH OF	OPP. STRENGTH	TEAM	ADJ.	CONF.	ADJ CONF.
Average RPI Loss:	207	RECORD	PCT. RANK	GAMES	SCHEDULE	OF SCHEDULE	RPI	RPI	RPI	RPI
DIV. I ONLY	6- 20	306	3- 7	339	321	336	336	31	31	
DIV. I NON-CONF.	0- 7	338	0- 0	215	17	324	324	31	31	
TOTALS	RPI 1-25	RPI 26-50	W-L RECORDS	RPI 51-100	RPI 101-150	RPI 150+				
6- 20	0- 0	0- 1	OVERALL	0- 0	0- 6	6- 13				
5- 4	0- 0	0- 0	HOME	0- 0	0- 1	5- 3				
1- 15	0- 0	0- 1	AWAY	0- 0	0- 2	1- 4				
0- 1	0- 0	0- 0	NEUTRAL	0- 0	0- 0	0- 1				
0- 7	0- 0	0- 1	NON-CONFERENCE	0- 0	0- 4	0- 2				
0- 0	0- 0	0- 0	HOME	0- 0	0- 0	0- 0				
0- 7	0- 0	0- 1	AWAY	0- 0	0- 4	0- 2				
0- 0	0- 0	0- 0	NEUTRAL	0- 0	0- 0	0- 0				
6- 13	0- 0	0- 0	CONFERENCE	0- 0	0- 2	6- 11				
5- 4	0- 0	0- 0	HOME	0- 0	0- 1	5- 3				
1- 8	0- 0	0- 0	AWAY	0- 0	0- 1	1- 7				
0- 1	0- 0	0- 0	NEUTRAL	0- 0	0- 0	0- 1				

RPI 1-25			RPI 26-50			RPI 51-100			RPI 101+			Team's RPI: 336			
RPI	S	Opponent	Score	RPI	S	Opponent	Score	RPI	S	Opponent	Score	RPI	S	Opponent	Score
				39	A	Missouri	34 85					111	A	Nebraska	46 96
												124	A	Toledo	47 74
												137	A	Iowa St.	41 70
												143	A	Texas Tech	40 84
												145	A	Southern U.	70 74
												145	H	Southern U.	61 78
												156	A	UAB	32 82
												179	A	Ole Miss	45 80
												184	A	Grambling	49 67
												184	H	Grambling	83 68
												209	A	Alabama St.	63 72
												209	H	Alabama St.	53 68
												229	A	Texas Southern	30 57
												229	H	Texas Southern	51 57
												278	A	Prairie View	55 70
												278	H	Prairie View	66 70
												296	A	Alcorn	53 81
												296	H	Alcorn	71 69
												307	A	Jackson St.	66 59
												307	H	Jackson St.	71 66
LAST 12 Division I GAMES:															
				346	N	Alabama A&M	74 82					296	A	Alcorn	53 81
				349	H	Mississippi Val.	81 53					145	A	Southern U.	70 74
				307	A	Jackson St.	66 59					209	H	Alabama St.	53 68
				184	A	Grambling	49 67					346	H	Alabama A&M	69 60
				229	H	Texas Southern	51 57					307	H	Jackson St.	71 66
				278	H	Prairie View	66 70					184	H	Grambling	83 68
												346	A	Alabama A&M	70 78
												346	H	Alabama A&M	69 60
												346	N	Alabama A&M	74 82
												349	A	Mississippi Val.	60 62
												349	H	Mississippi Val.	81 53

Non-Div I Games: Talladega 73 83 Philander Smith 63 51 Tougaloo 65 51 Talladega 68 55 Ark.-Pine Bluff

Arkansas

Through Games Of April 5, 2016

Average RPI Win:	165	WON-LOST	WINNING	LAST 10	STRENGTH OF	OPP. STRENGTH	TEAM	ADJ.	CONF.	ADJ CONF.
Average RPI Loss:	53	RECORD	PCT. RANK	GAMES	SCHEDULE	OF SCHEDULE	RPI	RPI	RPI	RPI
DIV. I ONLY	12- 18	231	3- 7	42	22	142	142	3	3	
DIV. I NON-CONF.	5- 8	208	0- 0	202	99	244	244	3	3	
TOTALS	RPI 1-25	RPI 26-50	W-L RECORDS	RPI 51-100	RPI 101-150	RPI 150+				
12- 18	2- 8	1- 5	OVERALL	1- 2	2- 1	6- 2				
11- 4	2- 1	1- 1	HOME	1- 1	1- 0	6- 1				
1- 10	0- 4	0- 4	AWAY	0- 1	1- 0	0- 1				
0- 4	0- 3	0- 0	NEUTRAL	0- 0	0- 1	0- 0				
5- 8	0- 2	0- 1	NON-CONFERENCE	0- 2	1- 1	4- 2				
5- 2	0- 0	0- 0	HOME	0- 1	1- 0	4- 1				
0- 3	0- 0	0- 1	AWAY	0- 1	0- 0	0- 1				
0- 3	0- 2	0- 0	NEUTRAL	0- 0	0- 1	0- 0				
7- 10	2- 6	1- 4	CONFERENCE	1- 0	1- 0	2- 0				
6- 2	2- 1	1- 1	HOME	1- 0	0- 0	2- 0				
1- 7	0- 4	0- 3	AWAY	0- 0	1- 0	0- 0				
0- 1	0- 1	0- 0	NEUTRAL	0- 0	0- 0	0- 0				

RPI 1-25				RPI 26-50				RPI 51-100				RPI 101+ Team's RPI: 142			
RPI	S	Opponent	Score	RPI	S	Opponent	Score	RPI	S	Opponent	Score	RPI	S	Opponent	Score
4	A	South Carolina	32 85	29	H	Florida	66 71	66	A	Rutgers	40 60	116	N	La.-Lafayette	59 67
5	N	Oregon St.	47 63	39	A	Missouri	48 69	77	H	Vanderbilt	57 56	130	A	LSU	48 44
6	N	Texas	50 61	39	H	Missouri	64 52	81	H	Missouri St.	54 69	140	H	Oral Roberts	65 50
14	A	Kentucky	63 77	44	A	South Dakota St.	69 76					159	H	Alabama	69 67
17	A	Tennessee	57 75	45	A	Georgia	57 72					179	H	Ole Miss	60 49
17	H	Tennessee	64 59	49	A	Auburn	60 71					190	H	Tulsa	67 74
17	N	Tennessee	51 68									193	A	Butler	57 63
21	A	Mississippi St.	55 80									208	H	Sam Houston St.	67 47
21	H	Mississippi St.	55 65									319	H	Southeastern La.	97 53
25	H	Texas A&M	67 61									334	H	New Orleans	73 41
												349	H	Mississippi Val.	86 46
LAST 12 Division I GAMES:															
		17 N Tennessee	51 68			77 H Vanderbilt	57 56								
		179 H Ole Miss	60 49			17 A Tennessee	57 75								
		45 A Georgia	57 72			21 H Mississippi St.	55 65								
		14 A Kentucky	63 77			29 H Florida	66 71								
		159 H Alabama	69 67			49 A Auburn	60 71								
		39 A Missouri	48 69			130 A LSU	48 44								

Non-Div I Games:

Arkansas

■ Loss,
 ■ Non-Conf,
 ■ S Site,
 ■ H Home
 ■ A Away
 N Neutral

Average RPI Win:	207	WON-LOST	WINNING	LAST 10	STRENGTH OF	OPP. STRENGTH	TEAM	ADJ.	CONF.	ADJ CONF.
Average RPI Loss:	71	RECORD	PCT. RANK	GAMES	SCHEDULE	OF SCHEDULE	RPI	RPI	RPI	RPI
DIV. I ONLY	27- 6	19	7- 3	147	187	40	40	15	15	
DIV. I NON-CONF.	7- 4	102	1- 1	57	212	53	53	14	14	
TOTALS	RPI 1-25	RPI 26-50	W-L RECORDS	RPI 51-100	RPI 101-150	RPI 150+				
27- 6	0- 0	0- 3	OVERALL	3- 1	7- 2	17- 0				
14- 0	0- 0	0- 0	HOME	1- 0	4- 0	9- 0				
12- 5	0- 0	0- 3	AWAY	2- 1	3- 1	7- 0				
1- 1	0- 0	0- 0	NEUTRAL	0- 0	0- 1	1- 0				
7- 4	0- 0	0- 3	NON-CONFERENCE	2- 0	1- 1	4- 0				
4- 0	0- 0	0- 0	HOME	0- 0	1- 0	3- 0				
3- 4	0- 0	0- 3	AWAY	2- 0	0- 1	1- 0				
0- 0	0- 0	0- 0	NEUTRAL	0- 0	0- 0	0- 0				
20- 2	0- 0	0- 0	CONFERENCE	1- 1	6- 1	13- 0				
10- 0	0- 0	0- 0	HOME	1- 0	3- 0	6- 0				
9- 1	0- 0	0- 0	AWAY	0- 1	3- 0	6- 0				
1- 1	0- 0	0- 0	NEUTRAL	0- 0	0- 1	1- 0				

RPI 1-25			Team's RPI: 40		RPI 51-100			RPI 101+			
RPI	S	Opponent	Score	RPI	S	Opponent	Score	RPI	S	Opponent	Score
29	A	Florida	72 76	54	A	FGCU	62 48	111	A	Nebraska	71 79
36	A	UTEP	68 74	95	A	UT Martin	76 74	112	A	Troy	101 81
42	A	Chattanooga	54 55	98	A	Little Rock	69 71	112	H	Troy	94 80
				98	H	Little Rock	66 53	112	N	Troy	89 96
								116	A	La.-Lafayette	74 62
								116	H	La.-Lafayette	83 56
								145	H	Southern U.	68 45
								150	A	UT Arlington	78 71
								150	H	UT Arlington	66 44
								194	A	South Ala.	66 53
								194	H	South Ala.	58 51
								245	A	Texas St.	74 59
								245	H	Texas St.	87 50
								253	A	Appalachian St.	83 74
								253	H	Appalachian St.	83 60
								253	N	Appalachian St.	81 61
								269	H	Austin Peay	66 55
								270	A	La.-Monroe	78 64
								270	H	La.-Monroe	66 43
								271	A	Georgia St.	85 64
								271	H	Georgia St.	75 54
								280	A	Tennessee Tech	77 55
								291	A	Ga. Southern	79 52
								291	H	Ga. Southern	77 54
								296	H	Alcorn	82 50
								301	H	Wichita St.	67 40
LAST 12 Division I GAMES:											
36	A	UTEP	68 74	150	H	UT Arlington	66 44				
145	H	Southern U.	68 45	245	H	Texas St.	87 50				
112	N	Troy	89 96	271	A	Georgia St.	85 64				
253	N	Appalachian St.	81 61	291	A	Ga. Southern	79 52				
253	A	Appalachian St.	83 74	270	A	La.-Monroe	78 64				
98	A	Little Rock	69 71	116	A	La.-Lafayette	74 62				

Non-Div I Games:

Arkansas St.

■ Loss,
 ■ Non-Conf,
 ■ S Site,
 ■ Home
 ■ A Away
 N Neutral

Army West Point

Through Games Of April 5, 2016

Average RPI Win:	246	WON-LOST	WINNING	LAST 10	STRENGTH OF	OPP. STRENGTH	TEAM	ADJ.	CONF.	ADJ CONF.
Average RPI Loss:	50	RECORD	PCT. RANK	GAMES	SCHEDULE	OF SCHEDULE	RPI	RPI	RPI	RPI
DIV. I ONLY	28- 3	6	9- 1	282	273	60	60	26	26	
DIV. I NON-CONF.	8- 2	34	0- 1	234	183	69	69	28	28	
TOTALS	RPI 1-25	RPI 26-50	W-L RECORDS	RPI 51-100	RPI 101-150	RPI 150+				
28- 3	0- 1	1- 1	OVERALL	2- 1	0- 0	25- 0				
16- 0	0- 0	1- 0	HOME	2- 0	0- 0	13- 0				
11- 3	0- 1	0- 1	AWAY	0- 1	0- 0	11- 0				
1- 0	0- 0	0- 0	NEUTRAL	0- 0	0- 0	1- 0				
8- 2	0- 1	1- 1	NON-CONFERENCE	1- 0	0- 0	6- 0				
5- 0	0- 0	1- 0	HOME	1- 0	0- 0	3- 0				
3- 2	0- 1	0- 1	AWAY	0- 0	0- 0	3- 0				
0- 0	0- 0	0- 0	NEUTRAL	0- 0	0- 0	0- 0				
20- 1	0- 0	0- 0	CONFERENCE	1- 1	0- 0	19- 0				
11- 0	0- 0	0- 0	HOME	1- 0	0- 0	10- 0				
8- 1	0- 0	0- 0	AWAY	0- 1	0- 0	8- 0				
1- 0	0- 0	0- 0	NEUTRAL	0- 0	0- 0	1- 0				

RPI 1-25				RPI 26-50				RPI 51-100				RPI 101+			
RPI	S	Opponent	Score	RPI	S	Opponent	Score	RPI	S	Opponent	Score	RPI	S	Opponent	Score
8	A	Syracuse	56 73	38	H	Albany (NY)	65 62	87	H	Quinnipiac	67 57	162	A	Yale	65 61
				50	A	Duke	61 72	92	A	Bucknell	69 79	204	A	Loyola Maryland	52 44
								92	H	Bucknell	68 63	204	H	Loyola Maryland	69 51
												204	H	Loyola Maryland	70 37
												214	A	Lehigh	69 49
												214	H	Lehigh	76 46
												214	H	Lehigh	63 39
												238	A	Navy	49 34
												238	N	Navy	75 38
												254	A	Holy Cross	80 49
												254	H	Holy Cross	77 58
												268	H	Pepperdine	63 53
												274	A	American	52 42
												274	H	American	87 51
												275	H	Central Conn. St.	81 52
												285	H	Rider	57 42
												295	A	Colgate	78 55
												295	H	Colgate	67 55
												295	H	Colgate	89 62
												329	A	Lafayette	78 45
												329	H	Lafayette	84 57
												335	A	St. Francis Brooklyn	74 35
												341	A	NJIT	71 35
												344	A	Boston U.	79 44
												344	H	Boston U.	72 38
LAST 12 Division I GAMES:															
				8	A	Syracuse	56 73					344	H	Boston U.	72 38
				204	H	Loyola Maryland	69 51					238	A	Navy	49 34
				214	H	Lehigh	76 46					254	A	Holy Cross	80 49
				295	H	Colgate	89 62					274	H	American	87 51
				344	A	Boston U.	79 44					295	A	Colgate	78 55
				214	A	Lehigh	69 49					204	A	Loyola Maryland	52 44

Non-Div I Games: Emerson 86 47

Army West Point

Loss, Non-Conf, S Site, H Home A Away N Neutral

RPI 1-25				RPI 26-50				Team's RPI: 49				RPI 51-100				RPI 101+			
RPI	S	Opponent	Score	RPI	S	Opponent	Score	RPI	S	Opponent	Score	RPI	S	Opponent	Score	RPI	S	Opponent	Score
3	A	Baylor	52 84	29	A	Florida	49 56	52	N	St. John's (NY)	68 57	105	A	Marquette	69 70				
4	H	South Carolina	58 74	29	H	Florida	80 58	54	A	FGCU	45 52	130	A	LSU	63 53				
4	N	South Carolina	48 57	39	H	Missouri	55 69	77	H	Vanderbilt	53 45	142	H	Arkansas	71 60				
14	A	Kentucky	47 54	39	N	Missouri	47 45	86	N	Minnesota	81 79	146	H	East Carolina	83 69				
14	H	Kentucky	66 61	45	A	Georgia	30 63	91	H	Virginia	52 69	153	N	Boise St.	55 53				
17	A	Tennessee	52 79									156	H	UAB	85 71				
21	A	Mississippi St.	45 60									159	A	Alabama	59 55				
25	H	Texas A&M	49 57									159	H	Alabama	72 59				
												171	H	George Mason	88 59				
												179	A	Ole Miss	65 60				
												230	N	Coppin St.	69 54				
												286	A	Towson	74 52				
												297	A	Savannah St.	62 40				
												319	A	Southeastern La.	80 68				
												328	H	Winthrop	76 33				

Non-Div I Games:

Average RPI Win:	249	WON-LOST	WINNING	LAST 10	STRENGTH OF	OPP. STRENGTH	TEAM	ADJ.	CONF.	ADJ CONF.
Average RPI Loss:	149	RECORD	PCT. RANK	GAMES	SCHEDULE	OF SCHEDULE	RPI	RPI	RPI	RPI
DIV. I ONLY	8- 20	286	3- 7	168	222	269	269	24	24	
DIV. I NON-CONF.	0- 11	338	0- 0	55	85	278	278	24	24	
TOTALS	RPI 1-25	RPI 26-50	W-L RECORDS	RPI 51-100	RPI 101-150	RPI 150+				
8- 20	0- 0	0- 3	OVERALL	1- 6	0- 3	7- 8				
7- 3	0- 0	0- 0	HOME	1- 2	0- 1	6- 0				
1- 15	0- 0	0- 2	AWAY	0- 4	0- 2	1- 7				
0- 2	0- 0	0- 1	NEUTRAL	0- 0	0- 0	0- 1				
0- 11	0- 0	0- 3	NON-CONFERENCE	0- 4	0- 1	0- 3				
0- 2	0- 0	0- 0	HOME	0- 2	0- 0	0- 0				
0- 8	0- 0	0- 2	AWAY	0- 2	0- 1	0- 3				
0- 1	0- 0	0- 1	NEUTRAL	0- 0	0- 0	0- 0				
8- 9	0- 0	0- 0	CONFERENCE	1- 2	0- 2	7- 5				
7- 1	0- 0	0- 0	HOME	1- 0	0- 1	6- 0				
1- 7	0- 0	0- 0	AWAY	0- 2	0- 1	1- 4				
0- 1	0- 0	0- 0	NEUTRAL	0- 0	0- 0	0- 1				

RPI S	Opponent	Score	RPI S	Opponent	Score	RPI S	Opponent	Score	RPI S	Opponent	Score	Team's RPI: 269
31	A Western Ky.	69 88	61	A Ball St.	44 72	108	A Wright St.	56 77				
40	A Arkansas St.	55 66	62	H Middle Tenn.	55 86	147	A SIUE	75 94				
43	N Indiana	58 90	77	A Vanderbilt	56 73	147	H SIUE	61 72				
			82	A Belmont	82 88	166	A ETSU	76 80				
			84	H California	58 67	180	H Eastern Ky.	94 66				
			95	A UT Martin	51 75	180	N Eastern Ky.	68 82				
			95	H UT Martin	80 70	233	A Southeast Mo. St.	69 71				
						233	H Southeast Mo. St.	74 71				
						256	A Tennessee St.	58 66				
						260	A Murray St.	72 75				
						260	H Murray St.	81 72				
						280	H Tennessee Tech	91 75				
						282	A Miami (OH)	60 75				
						289	A Kennesaw St.	65 73				
						298	H Jacksonville St.	61 59				
						305	A Morehead St.	96 75				
						339	A Eastern Ill.	56 64				
						339	H Eastern Ill.	80 45				
LAST 12 Division I GAMES:												
180	N Eastern Ky.	68 82	260	A Murray St.	72 75							
233	H Southeast Mo. St.	74 71	95	A UT Martin	51 75							
260	H Murray St.	81 72	233	A Southeast Mo. St.	69 71							
147	A SIUE	75 94	147	H SIUE	61 72							
95	H UT Martin	80 70	339	H Eastern Ill.	80 45							
339	A Eastern Ill.	56 64	305	A Morehead St.	96 75							

Non-Div I Games: Trevecca Nazarene 97 75 Christian Bros. 74 55

Austin Peay

■ Loss,
 ■ Non-Conf,
 ■ S Site,
 ■ Home
 ■ A Away
 N Neutral

BYU				STRENGTH OF SCHEDULE	OPP. STRENGTH OF SCHEDULE	TEAM RPI	ADJ. RPI	CONF. RPI	ADJ CONF. RPI
Average RPI Win:	156	WON-LOST RECORD	WINNING PCT. RANK						
Average RPI Loss:	63		LAST 10 GAMES						
DIV. I ONLY	25- 7	29	7- 3	61	93	22	22	9	9
DIV. I NON-CONF.	7- 4	102	0- 1	19	52	31	31	9	9

TOTALS	RPI 1-25	RPI 26-50	W-L RECORDS	RPI 51-100	RPI 101-150	RPI 150+			
25- 7	1- 0	0- 4	OVERALL	9- 2	3- 1	12- 0			
12- 0	0- 0	0- 0	HOME	5- 0	1- 0	6- 0			
8- 4	0- 0	0- 2	AWAY	3- 1	0- 1	5- 0			
5- 3	1- 0	0- 2	NEUTRAL	1- 1	2- 0	1- 0			
7- 4	1- 0	0- 4	NON-CONFERENCE	1- 0	2- 0	3- 0			
3- 0	0- 0	0- 0	HOME	1- 0	0- 0	2- 0			
1- 2	0- 0	0- 2	AWAY	0- 0	0- 0	1- 0			
3- 2	1- 0	0- 2	NEUTRAL	0- 0	2- 0	0- 0			
18- 3	0- 0	0- 0	CONFERENCE	8- 2	1- 1	9- 0			
9- 0	0- 0	0- 0	HOME	4- 0	1- 0	4- 0			
7- 2	0- 0	0- 0	AWAY	3- 1	0- 1	4- 0			
2- 1	0- 0	0- 0	NEUTRAL	1- 1	0- 0	1- 0			

RPI 1-25				Team's RPI: 22		RPI 26-50				RPI 51-100				RPI 101+			
RPI	S	Opponent	Score	RPI	S	Opponent	Score	RPI	S	Opponent	Score	RPI	S	Opponent	Score		
25	N	Texas A&M	72 64	26	A	Oklahoma	47 73	69	A	St. Mary's (CA)	65 44	104	N	Hawaii	67 56		
				39	N	Missouri	69 78	69	H	St. Mary's (CA)	65 59	128	A	Gonzaga	55 73		
				45	N	Georgia	58 66	71	A	Santa Clara	68 63	128	H	Gonzaga	58 54		
				48	A	Colorado St.	55 61	71	H	Santa Clara	70 63	139	N	Penn St.	63 51		
								71	N	Santa Clara	87 67	152	A	Weber St.	68 51		
								73	H	Utah	73 59	189	A	Pacific	67 57		
								76	A	San Francisco	66 57	189	H	Pacific	79 62		
								76	H	San Francisco	65 62	205	H	Utah Valley	78 62		
								76	N	San Francisco	68 70	235	H	Utah St.	81 69		
								78	A	San Diego	65 78	247	A	Loyola Marymount	82 75		
								78	H	San Diego	68 60	247	H	Loyola Marymount	75 61		
												268	A	Pepperdine	77 66		
												268	H	Pepperdine	69 64		
												268	N	Pepperdine	72 59		
												294	A	Portland	84 59		
												294	H	Portland	78 66		
LAST 12 Division I GAMES:																	
				39	N	Missouri	69 78	78	H	San Diego	68 60						
				76	N	San Francisco	68 70	71	H	Santa Clara	70 63						
				71	N	Santa Clara	87 67	76	H	San Francisco	65 62						
				268	N	Pepperdine	72 59	69	A	St. Mary's (CA)	65 44						
				128	A	Gonzaga	55 73	189	A	Pacific	67 57						
				294	A	Portland	84 59	268	A	Pepperdine	77 66						

Non-Div I Games: BYU-Hawaii 85 40

BYU

■ Loss,
 ■ Non-Conf, S Site,
 ■ Home
 ■ Away
 N Neutral

Average RPI Win:	173	WON-LOST	WINNING	LAST 10	STRENGTH OF	OPP. STRENGTH	TEAM	ADJ.	CONF.	ADJ CONF.
Average RPI Loss:	92	RECORD	PCT. RANK	GAMES	SCHEDULE	OF SCHEDULE	RPI	RPI	RPI	RPI
DIV. I ONLY	21- 10	71	6- 4	87	115	61	61	11	11	
DIV. I NON-CONF.	8- 4	91	1- 1	158	90	76	76	13	13	
TOTALS	RPI 1-25	RPI 26-50	W-L RECORDS	RPI 51-100	RPI 101-150	RPI 150+				
21- 10	0- 0	1- 1	OVERALL	4- 8	7- 0	9- 1				
11- 2	0- 0	1- 0	HOME	2- 2	4- 0	4- 0				
9- 6	0- 0	0- 0	AWAY	2- 2	3- 0	4- 0				
1- 2	0- 0	0- 1	NEUTRAL	0- 1	0- 0	1- 0				
8- 4	0- 0	1- 1	NON-CONFERENCE	2- 3	0- 0	5- 0				
4- 0	0- 0	1- 0	HOME	1- 0	0- 0	2- 0				
3- 3	0- 0	0- 0	AWAY	1- 3	0- 0	2- 0				
1- 1	0- 0	0- 1	NEUTRAL	0- 0	0- 0	1- 0				
13- 6	0- 0	0- 0	CONFERENCE	2- 5	7- 0	4- 1				
7- 2	0- 0	0- 0	HOME	1- 2	4- 0	2- 0				
6- 3	0- 0	0- 0	AWAY	1- 2	3- 0	2- 1				
0- 1	0- 0	0- 0	NEUTRAL	0- 1	0- 0	0- 0				

RPI S	Opponent	Score	RPI S	Opponent	Score	RPI S	Opponent	Score	RPI S	Opponent	Score
29	N Florida	79 85	31	H Western Ky.	74 60	51	A Ohio	48 73	106	A Buffalo	59 57
						51	H Ohio	67 68	106	H Buffalo	68 63
						57	A Saint Louis	55 59	124	A Toledo	68 58
						57	H Saint Louis	79 70	124	H Toledo	75 69
						68	A Iowa	77 72	134	H Akron	78 71
						72	A Purdue	63 73	149	A Western Mich.	77 53
						79	A Central Mich.	66 67	149	H Western Mich.	60 54
						79	H Central Mich.	65 74	193	H Butler	58 50
						83	A Eastern Mich.	67 63	225	N Massachusetts	81 54
						83	H Eastern Mich.	76 54	258	A Bowling Green	67 56
						83	N Eastern Mich.	53 67	263	A Northern Ill.	73 57
						100	A Charlotte	66 72	263	H Northern Ill.	76 68
									269	H Austin Peay	72 44
									282	H Miami (OH)	66 41
									318	A Kent St.	50 59
									330	A Evansville	73 53
									333	A Lipscomb	72 60
LAST 12 Division I GAMES:											
57	A Saint Louis	55 59	79	A Central Mich.	66 67						
68	A Iowa	77 72	149	H Western Mich.	60 54						
83	N Eastern Mich.	53 67	263	A Northern Ill.	73 57						
124	A Toledo	68 58	318	A Kent St.	50 59						
263	H Northern Ill.	76 68	79	H Central Mich.	65 74						
83	A Eastern Mich.	67 63	106	A Buffalo	59 57						

Non-Div I Games: Ohio Valley 94 45

Ball St.

■ Loss,
 ■ Non-Conf, S Site,
 ■ Home
 ■ Away
 N Neutral

Average RPI Win:	92	WON-LOST	WINNING	LAST 10	STRENGTH OF	OPP. STRENGTH	TEAM	ADJ.	CONF.	ADJ CONF.
Average RPI Loss:	20	RECORD	PCT. RANK	GAMES	SCHEDULE	OF SCHEDULE	RPI	RPI	RPI	RPI
DIV. I ONLY	36- 2	2	9- 1	10	15	3	3	2	2	
DIV. I NON-CONF.	16- 1	3	3- 1	22	27	4	4	2	2	
TOTALS	RPI 1-25	RPI 26-50	W-L RECORDS	RPI 51-100	RPI 101-150	RPI 150+				
36- 2	9- 1	9- 1	OVERALL	2- 0	10- 0	6- 0				
20- 0	4- 0	4- 0	HOME	1- 0	7- 0	4- 0				
8- 1	2- 0	2- 1	AWAY	1- 0	2- 0	1- 0				
8- 1	3- 1	3- 0	NEUTRAL	0- 0	1- 0	1- 0				
16- 1	4- 1	3- 0	NON-CONFERENCE	0- 0	5- 0	4- 0				
11- 0	2- 0	1- 0	HOME	0- 0	5- 0	3- 0				
0- 0	0- 0	0- 0	AWAY	0- 0	0- 0	0- 0				
5- 1	2- 1	2- 0	NEUTRAL	0- 0	0- 0	1- 0				
20- 1	5- 0	6- 1	CONFERENCE	2- 0	5- 0	2- 0				
9- 0	2- 0	3- 0	HOME	1- 0	2- 0	1- 0				
8- 1	2- 0	2- 1	AWAY	1- 0	2- 0	1- 0				
3- 0	1- 0	1- 0	NEUTRAL	0- 0	1- 0	0- 0				

RPI	S	Opponent	Score	RPI	S	Opponent	Score	RPI	S	Opponent	Score	RPI	S	Opponent	Score
5	N	Oregon St.	57 60	26	A	Oklahoma	78 70	96	A	TCU	81 75	113	H	Idaho	89 59
6	A	Texas	80 67	26	H	Oklahoma	78 68	96	H	TCU	72 55	137	A	Iowa St.	77 61
6	H	Texas	74 48	26	N	Oklahoma	84 57					137	H	Iowa St.	78 41
6	N	Texas	79 63	28	N	Miami (FL)	88 81					138	H	Northwestern St.	86 44
13	N	Florida St.	78 58	34	N	James Madison	77 63					140	H	Oral Roberts	97 39
18	N	Michigan St.	84 76	35	A	Oklahoma St.	45 52					143	A	Texas Tech	66 36
20	H	South Fla.	66 63	35	H	Oklahoma St.	66 41					143	H	Texas Tech	69 43
23	H	DePaul	86 72	41	A	Kansas St.	63 52					143	N	Texas Tech	82 51
24	A	West Virginia	71 61	41	H	Kansas St.	87 52					148	H	McNeese St.	105 46
24	H	West Virginia	69 64	49	H	Auburn	84 52					150	H	UT Arlington	62 20
LAST 12 Division I GAMES:															
5	N	Oregon St.	57 60	143	N	Texas Tech	82 51								
13	N	Florida St.	78 58	6	H	Texas	74 48								
49	H	Auburn	84 52	41	A	Kansas St.	63 52								
113	H	Idaho	89 59	26	A	Oklahoma	78 70								
6	N	Texas	79 63	137	H	Iowa St.	78 41								
26	N	Oklahoma	84 57	35	H	Oklahoma St.	66 41								

Non-Div I Games:

Baylor

■ Loss,
■ Non-Conf, S Site,
■ Home
■ Away
N Neutral

Average RPI Win:	247	WON-LOST	WINNING	LAST 10	STRENGTH OF	OPP. STRENGTH	TEAM	ADJ.	CONF.	ADJ CONF.
Average RPI Loss:	81	RECORD	PCT. RANK	GAMES	SCHEDULE	OF SCHEDULE	RPI	RPI	RPI	RPI
DIV. I ONLY	22- 9	55	8- 2	190	230	82	82	24	24	
DIV. I NON-CONF.	6- 6	151	0- 1	75	91	95	95	24	24	
TOTALS	RPI 1-25	RPI 26-50	W-L RECORDS	RPI 51-100	RPI 101-150	RPI 150+				
22- 9	0- 2	0- 3	OVERALL	0- 1	3- 2	19- 1				
11- 0	0- 0	0- 0	HOME	0- 0	1- 0	10- 0				
8- 8	0- 1	0- 3	AWAY	0- 1	1- 2	7- 1				
3- 1	0- 1	0- 0	NEUTRAL	0- 0	1- 0	2- 0				
6- 6	0- 2	0- 3	NON-CONFERENCE	0- 0	2- 1	4- 0				
3- 0	0- 0	0- 0	HOME	0- 0	1- 0	2- 0				
3- 5	0- 1	0- 3	AWAY	0- 0	1- 1	2- 0				
0- 1	0- 1	0- 0	NEUTRAL	0- 0	0- 0	0- 0				
16- 3	0- 0	0- 0	CONFERENCE	0- 1	1- 1	15- 1				
8- 0	0- 0	0- 0	HOME	0- 0	0- 0	8- 0				
5- 3	0- 0	0- 0	AWAY	0- 1	0- 1	5- 1				
3- 0	0- 0	0- 0	NEUTRAL	0- 0	1- 0	2- 0				

RPI 1-25				RPI 26-50				RPI 51-100				Team's RPI: 82	RPI 101+			
RPI	S	Opponent	Score	RPI	S	Opponent	Score	RPI	S	Opponent	Score		RPI	S	Opponent	Score
10	A	Ohio St.	56 84	27	A	Green Bay	62 66	95	A	UT Martin	79 81		112	H	Troy	102 93
18	N	Michigan St.	60 74	31	A	Western Ky.	65 80						122	A	IUPUI	59 62
				42	A	Chattanooga	53 62						133	A	Wake Forest	78 64
													147	A	SIUE	60 73
													147	N	SIUE	92 68
													156	H	UAB	63 62
													180	A	Eastern Ky.	65 51
													180	H	Eastern Ky.	72 61
													180	N	Eastern Ky.	95 63
													233	A	Southeast Mo. St.	74 81
													256	A	Tennessee St.	71 51
													256	H	Tennessee St.	80 65
													256	N	Tennessee St.	68 60
													260	H	Murray St.	87 61
													264	H	Cleveland St.	76 58
													269	H	Austin Peay	88 82
													280	A	Tennessee Tech	80 79
													280	H	Tennessee Tech	70 49
													298	A	Jacksonville St.	44 32
													298	H	Jacksonville St.	56 42
LAST 12 Division I GAMES:																
				18	N	Michigan St.	60 74	280	H	Tennessee Tech	70 49		305	A	Morehead St.	89 74
				180	N	Eastern Ky.	95 63	95	A	UT Martin	79 81		305	H	Morehead St.	99 71
				147	N	SIUE	92 68	305	A	Morehead St.	89 74		333	A	Lipscomb	90 68
				256	N	Tennessee St.	68 60	298	H	Jacksonville St.	56 42		339	H	Eastern Ill.	89 61
				256	A	Tennessee St.	71 51	180	H	Eastern Ky.	72 61		346	A	Alabama A&M	78 28
				180	A	Eastern Ky.	65 51	305	H	Morehead St.	99 71					

Non-Div I Games: Young Harris 80 31 Trevecca Nazarene 86 59

Belmont

Loss, Non-Conf, S Site, H Home A Away N Neutral

Bethune-Cookman

Through Games Of April 5, 2016

Average RPI Win:	298	WON-LOST	WINNING	LAST 10	STRENGTH OF	OPP. STRENGTH	TEAM	ADJ.	CONF.	ADJ CONF.
Average RPI Loss:	193	RECORD	PCT. RANK	GAMES	SCHEDULE	OF SCHEDULE	RPI	RPI	RPI	RPI
DIV. I ONLY	16- 13	145	6- 4	332	344	241	241	32	32	
DIV. I NON-CONF.	4- 8	231	0- 1	269	316	260	260	30	30	
TOTALS	RPI 1-25	RPI 26-50	W-L RECORDS	RPI 51-100	RPI 101-150	RPI 150+				
16- 13	0- 0	0- 1	OVERALL	0- 1	0- 1	16- 10				
8- 3	0- 0	0- 0	HOME	0- 0	0- 1	8- 2				
6- 7	0- 0	0- 0	AWAY	0- 1	0- 0	6- 0				
2- 3	0- 0	0- 0	NEUTRAL	0- 0	0- 0	2- 3				
4- 8	0- 0	0- 1	NON-CONFERENCE	0- 1	0- 1	4- 5				
0- 3	0- 0	0- 0	HOME	0- 0	0- 1	0- 2				
2- 3	0- 0	0- 1	AWAY	0- 1	0- 0	2- 1				
2- 2	0- 0	0- 0	NEUTRAL	0- 0	0- 0	2- 2				
12- 5	0- 0	0- 0	CONFERENCE	0- 0	0- 0	12- 5				
8- 0	0- 0	0- 0	HOME	0- 0	0- 0	8- 0				
4- 4	0- 0	0- 0	AWAY	0- 0	0- 0	4- 4				
0- 1	0- 0	0- 0	NEUTRAL	0- 0	0- 0	0- 1				

RPI S	Opponent	Score	RPI S	Opponent	Score	RPI S	Opponent	Score	RPI S	Opponent	Score	Team's RPI: 241
28	A Miami (FL)	47 55	54	A FGCU	51 78	125	H Jacksonville	53 63				
						169	H Stetson	38 62				
						177	A N.C. A&T	55 68				
						177	H N.C. A&T	65 41				
						181	A Fla. Atlantic	60 82				
						207	A Hampton	45 60				
						211	H Brown	61 68				
						224	N Western Ill.	59 75				
						230	H Coppin St.	69 56				
						255	H Morgan St.	63 48				
						271	N Georgia St.	61 68				
						279	A UMES	71 76				
						290	A Florida A&M	48 53				
						290	H Florida A&M	67 60				
						291	N Ga. Southern	65 49				
						293	A South Carolina St.	64 46				
						293	H South Carolina St.	65 50				
						293	N South Carolina St.	48 56				
						297	H Savannah St.	50 44				
						301	A Western Caro.	66 59				
						321	H Delaware St.	66 35				
						324	N LIU Brooklyn	68 55				
						325	A North Florida	53 49				
						327	A Howard	81 77				
						347	A Norfolk St.	53 45				
						348	A N.C. Central	63 46				
LAST 12 Division I GAMES:												
54	A FGCU	51 78	177	A N.C. A&T	55 68							
293	N South Carolina St.	48 56	348	A N.C. Central	63 46							
293	A South Carolina St.	64 46	321	H Delaware St.	66 35							
177	H N.C. A&T	65 41	297	H Savannah St.	50 44							
348	H N.C. Central	62 50	290	H Florida A&M	67 60							
290	A Florida A&M	48 53	327	A Howard	81 77							

Non-Div I Games: Warner 100 28 Edward Waters 67 48

Bethune-Cookman

■ Loss,
 ■ Non-Conf,
 ■ S Site,
 ■ Home
 ■ A Away
 N Neutral

B
e
t
h
u
n
e
-
C
o
o
k
m
a
n

RPI S Bethune-Cookman
Opponent Score

Through Games Of April 5, 2016

RPI	S	Opponent	Score
348	H	N.C. Central	62 50

B
e
t
h
u
n
e
-
C
o
o
k
m
a
n

Bethune-Cookman

Binghamton

Through Games Of April 5, 2016

Average RPI Win:	256	WON-LOST	WINNING	LAST 10	STRENGTH OF	OPP. STRENGTH	TEAM	ADJ.	CONF.	ADJ CONF.
Average RPI Loss:	143	RECORD	PCT. RANK	GAMES	SCHEDULE	OF SCHEDULE	RPI	RPI	RPI	RPI
DIV. I ONLY	11- 17	238	5- 5	174	250	223	223	17	17	
DIV. I NON-CONF.	2- 8	288	0- 0	259	309	307	307	18	18	
TOTALS	RPI 1-25	RPI 26-50	W-L RECORDS	RPI 51-100	RPI 101-150	RPI 150+				
11- 17	0- 0	0- 3	OVERALL	0- 4	0- 0	11- 10				
8- 4	0- 0	0- 2	HOME	0- 1	0- 0	8- 1				
3- 13	0- 0	0- 1	AWAY	0- 3	0- 0	3- 9				
0- 0	0- 0	0- 0	NEUTRAL	0- 0	0- 0	0- 0				
2- 8	0- 0	0- 0	NON-CONFERENCE	0- 2	0- 0	2- 6				
2- 0	0- 0	0- 0	HOME	0- 0	0- 0	2- 0				
0- 8	0- 0	0- 0	AWAY	0- 2	0- 0	0- 6				
0- 0	0- 0	0- 0	NEUTRAL	0- 0	0- 0	0- 0				
9- 9	0- 0	0- 3	CONFERENCE	0- 2	0- 0	9- 4				
6- 4	0- 0	0- 2	HOME	0- 1	0- 0	6- 1				
3- 5	0- 0	0- 1	AWAY	0- 1	0- 0	3- 3				
0- 0	0- 0	0- 0	NEUTRAL	0- 0	0- 0	0- 0				

RPI S	Opponent	Score	RPI S	Opponent	Score	RPI S	Opponent	Score	RPI S	Opponent	Score	Team's RPI: 223
38	A Albany (NY)	58 64	59	A Michigan	62 90	158	A Stony Brook	58 64				
38	H Albany (NY)	43 79	67	A Maine	37 69	158	H Stony Brook	54 47				
38	H Albany (NY)	47 59	67	H Maine	38 52	170	A Xavier	55 64				
			92	A Bucknell	46 76	176	A Cornell	57 64				
						182	A UMBC	51 62				
						182	H UMBC	49 41				
						182	H UMBC	70 56				
						198	A Sacred Heart	60 69				
						211	A Brown	65 67				
						221	A Hartford	53 47				
						221	H Hartford	39 41				
						227	A Canisius	50 80				
						240	A New Hampshire	49 64				
						240	H New Hampshire	51 50				
						249	A Columbia	64 71				
						277	A Vermont	57 53				
						277	H Vermont	66 52				
						295	H Colgate	63 56				
						323	A UMass Lowell	75 70				
						323	H UMass Lowell	55 52				
						341	H NJIT	54 50				
LAST 12 Division I GAMES:												
38	H Albany (NY)	43 79	221	H Hartford	39 41							
182	H UMBC	49 41	38	A Albany (NY)	58 64							
67	A Maine	37 69	240	A New Hampshire	49 64							
182	H UMBC	70 56	158	H Stony Brook	54 47							
323	H UMass Lowell	55 52	67	H Maine	38 52							
277	H Vermont	66 52	182	A UMBC	51 62							

Non-Div I Games: Cedar Crest 74 18 Misericordia 73 44 Nyack 65 33

Binghamton

Loss, Non-Conf, S Site, H Home A Away N Neutral

Average RPI Win: 243	WON-LOST	WINNING	LAST 10	STRENGTH OF	OPP. STRENGTH	TEAM	ADJ.	CONF.	ADJ CONF.
Average RPI Loss: 142	RECORD	PCT. RANK	GAMES	SCHEDULE	OF SCHEDULE	RPI	RPI	RPI	RPI
DIV. I ONLY	17- 11	103	5- 5	246	220	153	153	20	20
DIV. I NON-CONF.	5- 4	135	0- 0	275	189	202	202	21	21
TOTALS	RPI 1-25	RPI 26-50	W-L RECORDS	RPI 51-100	RPI 101-150	RPI 150+			
17- 11	0- 0	0- 3	OVERALL	0- 2	0- 0	17- 6			
8- 5	0- 0	0- 1	HOME	0- 1	0- 0	8- 3			
8- 5	0- 0	0- 1	AWAY	0- 1	0- 0	8- 3			
1- 1	0- 0	0- 1	NEUTRAL	0- 0	0- 0	1- 0			
5- 4	0- 0	0- 1	NON-CONFERENCE	0- 1	0- 0	5- 2			
1- 3	0- 0	0- 0	HOME	0- 1	0- 0	1- 2			
3- 0	0- 0	0- 0	AWAY	0- 0	0- 0	3- 0			
1- 1	0- 0	0- 1	NEUTRAL	0- 0	0- 0	1- 0			
12- 7	0- 0	0- 2	CONFERENCE	0- 1	0- 0	12- 4			
7- 2	0- 0	0- 1	HOME	0- 0	0- 0	7- 1			
5- 5	0- 0	0- 1	AWAY	0- 1	0- 0	5- 3			
0- 0	0- 0	0- 0	NEUTRAL	0- 0	0- 0	0- 0			

RPI S	Opponent	Score	RPI S	Opponent	Score	RPI S	Opponent	Score	RPI S	Opponent	Score	Team's RPI: 153
48	A Colorado St.	64 68	48	H Colorado St.	51 83	93	H Washington St.	52 57	167	H Idaho St.	77 80	
49	N Auburn	53 55				97	A Fresno St.	57 62	169	N Stetson	71 65	
									172	A New Mexico	81 60	
									172	H New Mexico	60 70	
									174	A Eastern Wash.	84 79	
									201	A San Jose St.	78 75	
									201	H San Jose St.	81 69	
									205	H Utah Valley	70 72	
									212	A UNLV	68 78	
									212	A UNLV	65 71	
									212	H UNLV	75 56	
									226	H Col. of Charleston	61 38	
									235	A Utah St.	63 58	
									235	H Utah St.	84 78	
									242	A San Diego St.	75 45	
									242	H San Diego St.	68 63	
									259	A Wyoming	58 82	
									259	H Wyoming	58 49	
									273	A Seattle	84 66	
									294	A Portland	89 49	
									326	A Nevada	64 61	
									326	H Nevada	66 58	
									342	H Air Force	61 48	
LAST 12 Division I GAMES:												
212	A UNLV	65 71	259	A Wyoming	58 82							
201	H San Jose St.	81 69	48	H Colorado St.	51 83							
326	A Nevada	64 61	342	H Air Force	61 48							
242	H San Diego St.	68 63	235	A Utah St.	63 58							
212	A UNLV	68 78	172	A New Mexico	81 60							
172	H New Mexico	60 70	212	H UNLV	75 56							

Non-Div I Games: Concordia Portland 84 77 Cal St. L.A. 58 44

Boise St.

■ Loss,
 ■ Non-Conf, S Site,
 ■ Home
 ■ Away
 N Neutral

Average RPI Win:	194	WON-LOST	WINNING	LAST 10	STRENGTH OF	OPP. STRENGTH	TEAM	ADJ.	CONF.	ADJ CONF.
Average RPI Loss:	51	RECORD	PCT. RANK	GAMES	SCHEDULE	OF SCHEDULE	RPI	RPI	RPI	RPI
DIV. I ONLY	15- 16	173	2- 8	71	43	120	120	4	4	
DIV. I NON-CONF.	12- 1	8	0- 0	267	159	66	66	4	4	
TOTALS	RPI 1-25	RPI 26-50	W-L RECORDS	RPI 51-100	RPI 101-150	RPI 150+				
15- 16	0- 6	0- 3	OVERALL	3- 4	2- 2	10- 1				
8- 7	0- 3	0- 1	HOME	1- 1	1- 1	6- 1				
5- 7	0- 3	0- 1	AWAY	1- 2	0- 1	4- 0				
2- 2	0- 0	0- 1	NEUTRAL	1- 1	1- 0	0- 0				
12- 1	0- 0	0- 1	NON-CONFERENCE	3- 0	0- 0	9- 0				
7- 0	0- 0	0- 0	HOME	1- 0	0- 0	6- 0				
4- 0	0- 0	0- 0	AWAY	1- 0	0- 0	3- 0				
1- 1	0- 0	0- 1	NEUTRAL	1- 0	0- 0	0- 0				
3- 15	0- 6	0- 2	CONFERENCE	0- 4	2- 2	1- 1				
1- 7	0- 3	0- 1	HOME	0- 1	1- 1	0- 1				
1- 7	0- 3	0- 1	AWAY	0- 2	0- 1	1- 0				
1- 1	0- 0	0- 0	NEUTRAL	0- 1	1- 0	0- 0				

RPI 1-25				RPI 26-50				RPI 51-100				RPI 101+				Team's RPI: 120	
RPI	S	Opponent	Score	RPI	S	Opponent	Score	RPI	S	Opponent	Score	RPI	S	Opponent	Score		
2	A	Notre Dame	58 70	26	N	Oklahoma	61 76	53	A	North Carolina St.	63 74	114	A	Virginia Tech	33 58		
2	H	Notre Dame	50 63	28	H	Miami (FL)	62 67	53	N	North Carolina St.	60 76	114	N	Virginia Tech	49 37		
8	A	Syracuse	61 62	50	A	Duke	51 71	67	H	Maine	55 48	132	H	Pittsburgh	54 43		
8	H	Syracuse	55 71					72	A	Purdue	58 56	133	H	Wake Forest	59 65		
13	A	Florida St.	42 75					73	N	Utah	76 51	151	H	North Carolina	78 86		
16	H	Louisville	45 55					74	A	Georgia Tech	56 62	154	A	Northeastern	71 45		
								91	H	Virginia	50 61	162	H	Yale	73 60		
												221	H	Hartford	62 28		
												237	H	Bryant	74 59		
												240	H	New Hampshire	71 51		
												251	A	Clemson	67 64		
												254	H	Holy Cross	60 51		
												267	A	Providence	67 41		
												323	H	UMass Lowell	66 55		
												344	A	Boston U.	58 37		
LAST 12 Division I GAMES:																	
		53 N North Carolina St.	60 76			91 H Virginia	50 61										
		114 N Virginia Tech	49 37			53 A North Carolina St.	63 74										
		2 A Notre Dame	58 70			151 H North Carolina	78 86										
		8 H Syracuse	55 71			28 H Miami (FL)	62 67										
		16 H Louisville	45 55			74 A Georgia Tech	56 62										
		251 A Clemson	67 64			8 A Syracuse	61 62										

Non-Div I Games:

Boston College

■ Loss,
 ■ Non-Conf, S Site,
 ■ Home
 ■ Away
 N Neutral

Season 01				Through Games Of April 07, 2010						
Average RPI Win:	269	WON-LOST	WINNING	LAST 10	STRENGTH OF	OPP. STRENGTH	TEAM	ADJ.	CONF.	ADJ CONF.
Average RPI Loss:	202	RECORD	PCT. RANK	GAMES	SCHEDULE	OF SCHEDULE	RPI	RPI	RPI	RPI
DIV. I ONLY	3- 27	342	2- 8	302	261	344	344	26	26	
DIV. I NON-CONF.	0- 11	338	0- 0	301	205	348	348	28	28	
TOTALS	RPI 1-25	RPI 26-50	W-L RECORDS	RPI 51-100	RPI 101-150	RPI 150+				
3- 27	0- 0	0- 1	OVERALL	0- 4	0- 2	3- 20				
2- 13	0- 0	0- 1	HOME	0- 2	0- 1	2- 9				
1- 14	0- 0	0- 0	AWAY	0- 0	0- 0	1- 5				
0- 0	0- 0	0- 0	NEUTRAL	0- 0	0- 0	0- 0				
0- 11	0- 0	0- 1	NON-CONFERENCE	0- 0	0- 2	0- 8				
0- 6	0- 0	0- 1	HOME	0- 0	0- 1	0- 4				
0- 5	0- 0	0- 0	AWAY	0- 0	0- 1	0- 4				
0- 0	0- 0	0- 0	NEUTRAL	0- 0	0- 0	0- 0				
3- 16	0- 0	0- 0	CONFERENCE	0- 4	0- 0	3- 12				
2- 7	0- 0	0- 0	HOME	0- 2	0- 0	2- 5				
1- 9	0- 0	0- 0	AWAY	0- 2	0- 0	1- 7				
0- 0	0- 0	0- 0	NEUTRAL	0- 0	0- 0	0- 0				

[illegible]

Non-Div I Games:

Boston U.

Loss, Non-Conf, S Site, H Home A Away N Neutral

Bowling Green

Through Games Of April 5, 2016

Average RPI Win:	262	WON-LOST	WINNING	LAST 10	STRENGTH OF	OPP. STRENGTH	TEAM	ADJ.	CONF.	ADJ CONF.
Average RPI Loss:	123	RECORD	PCT. RANK	GAMES	SCHEDULE	OF SCHEDULE	RPI	RPI	RPI	RPI
DIV. I ONLY	10- 18	253	2- 8	224	147	258	258	11	11	
DIV. I NON-CONF.	4- 5	192	0- 0	326	230	280	280	13	13	
TOTALS	RPI 1-25	RPI 26-50	W-L RECORDS	RPI 51-100	RPI 101-150	RPI 150+				
10- 18	0- 0	0- 1	OVERALL	1- 5	1- 9	8- 3				
6- 7	0- 0	0- 1	HOME	1- 2	0- 4	5- 0				
3- 10	0- 0	0- 0	AWAY	0- 3	0- 5	3- 2				
1- 1	0- 0	0- 0	NEUTRAL	0- 0	1- 0	0- 1				
4- 5	0- 0	0- 1	NON-CONFERENCE	0- 1	1- 0	3- 3				
3- 1	0- 0	0- 1	HOME	0- 0	0- 0	3- 0				
0- 3	0- 0	0- 0	AWAY	0- 1	0- 0	0- 2				
1- 1	0- 0	0- 0	NEUTRAL	0- 0	1- 0	0- 1				
6- 13	0- 0	0- 0	CONFERENCE	1- 4	0- 9	5- 0				
3- 6	0- 0	0- 0	HOME	1- 2	0- 4	2- 0				
3- 7	0- 0	0- 0	AWAY	0- 2	0- 5	3- 0				
0- 0	0- 0	0- 0	NEUTRAL	0- 0	0- 0	0- 0				

RPI 1-25			RPI 26-50			RPI 51-100			RPI 101+			Team's RPI: 258			
RPI	S	Opponent	Score	RPI	S	Opponent	Score	RPI	S	Opponent	Score	RPI	S	Opponent	Score
				44	H	South Dakota St.	45 58	51	A	Ohio	58 75	106	A	Buffalo	44 60
								51	H	Ohio	57 72	106	A	Buffalo	52 55
								61	H	Ball St.	56 67	106	H	Buffalo	50 63
								79	A	Central Mich.	75 76	124	A	Toledo	61 75
								83	H	Eastern Mich.	67 63	124	H	Toledo	60 68
								91	A	Virginia	39 68	125	N	Jacksonville	72 69
												134	A	Akron	61 71
												134	H	Akron	55 71
												149	A	Western Mich.	45 74
												149	H	Western Mich.	49 65
												196	N	Davidson	56 60
												243	A	Cincinnati	51 54
												263	A	Northern Ill.	58 43
												264	A	Cleveland St.	48 69
												282	A	Miami (OH)	64 58
												282	H	Miami (OH)	76 56
												299	H	Bradley	66 53
												318	A	Kent St.	65 55
												318	H	Kent St.	71 49
												322	H	Illinois St.	70 52
												330	H	Evansville	74 56
LAST 12 Division I GAMES:															
				106	A	Buffalo	44 60	124	H	Toledo	60 68				
				134	A	Akron	61 71	106	H	Buffalo	50 63				
				51	A	Ohio	58 75	149	H	Western Mich.	49 65				
				282	H	Miami (OH)	76 56	79	A	Central Mich.	75 76				
				106	A	Buffalo	52 55	124	A	Toledo	61 75				
				318	A	Kent St.	65 55	83	H	Eastern Mich.	67 63				

Non-Div I Games:

Bowling Green

■ Loss,
 ■ Non-Conf,
 ■ S Site,
 ■ Home
 ■ A Away
 N Neutral

Bradley

Through Games Of April 5, 2016

Average RPI Win:	297	WON-LOST	WINNING	LAST 10	STRENGTH OF	OPP. STRENGTH	TEAM	ADJ.	CONF.	ADJ CONF.
Average RPI Loss:	158	RECORD	PCT. RANK	GAMES	SCHEDULE	OF SCHEDULE	RPI	RPI	RPI	RPI
DIV. I ONLY	8- 22	289	3- 7	289	208	299	299	21	21	
DIV. I NON-CONF.	3- 7	248	0- 0	288	203	271	271	19	19	
TOTALS	RPI 1-25	RPI 26-50	W-L RECORDS	RPI 51-100	RPI 101-150	RPI 150+				
8- 22	0- 0	0- 1	OVERALL	0- 7	0- 5	8- 9				
4- 9	0- 0	0- 1	HOME	0- 2	0- 3	4- 3				
3- 12	0- 0	0- 0	AWAY	0- 4	0- 2	3- 6				
1- 1	0- 0	0- 0	NEUTRAL	0- 1	0- 0	1- 0				
3- 7	0- 0	0- 1	NON-CONFERENCE	0- 2	0- 1	3- 3				
1- 3	0- 0	0- 1	HOME	0- 0	0- 1	1- 1				
2- 4	0- 0	0- 0	AWAY	0- 2	0- 0	2- 2				
0- 0	0- 0	0- 0	NEUTRAL	0- 0	0- 0	0- 0				
5- 15	0- 0	0- 0	CONFERENCE	0- 5	0- 4	5- 6				
3- 6	0- 0	0- 0	HOME	0- 2	0- 2	3- 2				
1- 8	0- 0	0- 0	AWAY	0- 2	0- 2	1- 4				
1- 1	0- 0	0- 0	NEUTRAL	0- 1	0- 0	1- 0				

RPI 1-25				RPI 26-50				RPI 51-100				RPI 101+				Team's RPI: 299	
RPI	S	Opponent	Score	RPI	S	Opponent	Score	RPI	S	Opponent	Score	RPI	S	Opponent	Score		
				26	H	Oklahoma	46 79					107	A	Drake	45 78		
								57	A	Saint Louis	58 75	107	H	Drake	64 76		
								68	A	Iowa	53 60	144	A	Southern Ill.	49 75		
								81	A	Missouri St.	56 59	144	H	Southern Ill.	51 65		
								81	H	Missouri St.	44 55	149	H	Western Mich.	59 72		
								85	A	UNI	41 65	160	A	Detroit	75 67		
								85	H	UNI	47 55	183	A	Loyola Chicago	63 69		
								85	N	UNI	45 46	183	H	Loyola Chicago	54 67		
												231	A	Indiana St.	37 59		
												231	H	Indiana St.	59 68		
												250	H	Ill.-Chicago	56 66		
												258	A	Bowling Green	53 66		
												263	A	Northern Ill.	64 68		
												301	A	Wichita St.	55 50		
												301	H	Wichita St.	50 44		
												301	N	Wichita St.	56 51		
												318	H	Kent St.	68 60		
												322	A	Illinois St.	49 54		
												322	H	Illinois St.	52 38		
												330	A	Evansville	46 62		
												330	H	Evansville	66 52		
												345	A	Chicago St.	66 60		
LAST 12 Division I GAMES:																	
				85	N	UNI	45 46	231	H	Indiana St.	59 68						
				301	N	Wichita St.	56 51	81	A	Missouri St.	56 59						
				183	A	Loyola Chicago	63 69	301	A	Wichita St.	55 50						
				107	A	Drake	45 78	144	H	Southern Ill.	51 65						
				85	A	UNI	41 65	330	H	Evansville	66 52						
				322	H	Illinois St.	52 38	85	H	UNI	47 55						

Non-Div I Games: Eureka 87 47

Bradley

■ Loss,
 ■ Non-Conf,
 ■ S Site,
 ■ Home
 ■ A Away
 N Neutral

Average RPI Win:	259	WON-LOST	WINNING	LAST 10	STRENGTH OF	OPP. STRENGTH	TEAM	ADJ.	CONF.	ADJ CONF.
Average RPI Loss:	145	RECORD	PCT. RANK	GAMES	SCHEDULE	OF SCHEDULE	RPI	RPI	RPI	RPI
DIV. I ONLY	13- 13	164	3- 7	285	204	211	211	10	10	
DIV. I NON-CONF.	10- 2	24	0- 0	344	342	152	152	12	12	
TOTALS	RPI 1-25	RPI 26-50	W-L RECORDS	RPI 51-100	RPI 101-150	RPI 150+				
13- 13	0- 0	0- 4	OVERALL	0- 0	0- 2	13- 7				
7- 5	0- 0	0- 2	HOME	0- 0	0- 1	7- 2				
6- 8	0- 0	0- 2	AWAY	0- 0	0- 1	6- 5				
0- 0	0- 0	0- 0	NEUTRAL	0- 0	0- 0	0- 0				
10- 2	0- 0	0- 0	NON-CONFERENCE	0- 0	0- 0	10- 2				
5- 0	0- 0	0- 0	HOME	0- 0	0- 0	5- 0				
5- 2	0- 0	0- 0	AWAY	0- 0	0- 0	5- 2				
0- 0	0- 0	0- 0	NEUTRAL	0- 0	0- 0	0- 0				
3- 11	0- 0	0- 4	CONFERENCE	0- 0	0- 2	3- 5				
2- 5	0- 0	0- 2	HOME	0- 0	0- 1	2- 2				
1- 6	0- 0	0- 2	AWAY	0- 0	0- 1	1- 3				
0- 0	0- 0	0- 0	NEUTRAL	0- 0	0- 0	0- 0				

Brown

Brown

RPI S	Opponent	Score	RPI S	Opponent	Score	RPI S	Opponent	Score	RPI S	Opponent	Score	Team's RPI: 211
32	A Penn	49 66	32	H Penn	59 69	102	A Harvard	79 92	102	H Harvard	79 87	
46	A Princeton	53 72	46	H Princeton	57 83	162	A Yale	54 81	162	H Yale	39 48	
						176	A Cornell	70 85	176	H Cornell	91 69	
						216	H Rhode Island	67 63	220	A Dartmouth	56 60	
						220	H Dartmouth	50 63	223	H Binghamton	67 65	
						237	A Bryant	84 67	241	A Bethune-Cookman	68 61	
						248	A Manhattan	56 80	249	A Columbia	73 63	
						249	H Columbia	91 64	255	H Morgan St.	72 45	
						267	H Providence	57 47	277	H Vermont	71 54	
						314	A Fairleigh Dickinson	63 48	318	A Kent St.	62 57	
						338	A Saint Peter's	67 79	341	A NJIT	74 49	
LAST 12 Division I GAMES:												
176	H Cornell	91 69	220	H Dartmouth	50 63	102	H Harvard	79 87	249	A Columbia	73 63	
249	H Columbia	91 64	176	A Cornell	70 85	32	A Penn	49 66	46	A Princeton	53 72	
102	A Harvard	79 92	46	H Princeton	57 83							
220	A Dartmouth	56 60										
32	H Penn	59 69										

Non-Div I Games: Mount Ida 114 28 Rhode Island Col. 90 35

Brown

Loss, Non-Conf, S Site, H Home A Away N Neutral

Average RPI Win: 293	WON-LOST	WINNING	LAST 10	STRENGTH OF	OPP. STRENGTH	TEAM	ADJ.	CONF.	ADJ CONF.
Average RPI Loss: 192	RECORD	PCT. RANK	GAMES	SCHEDULE	OF SCHEDULE	RPI	RPI	RPI	RPI
DIV. I ONLY	18- 13	121	5- 5	334	336	237	237	30	30
DIV. I NON-CONF.	3- 8	257	0- 0	298	243	303	303	32	32
TOTALS	RPI 1-25	RPI 26-50	W-L RECORDS	RPI 51-100	RPI 101-150	RPI 150+			
18- 13	0- 0	0- 1	OVERALL	0- 1	0- 1	18- 10			
10- 6	0- 0	0- 0	HOME	0- 0	0- 0	10- 6			
8- 7	0- 0	0- 1	AWAY	0- 1	0- 1	8- 4			
0- 0	0- 0	0- 0	NEUTRAL	0- 0	0- 0	0- 0			
3- 8	0- 0	0- 1	NON-CONFERENCE	0- 1	0- 1	3- 5			
2- 3	0- 0	0- 0	HOME	0- 0	0- 0	2- 3			
1- 5	0- 0	0- 1	AWAY	0- 1	0- 1	1- 2			
0- 0	0- 0	0- 0	NEUTRAL	0- 0	0- 0	0- 0			
15- 5	0- 0	0- 0	CONFERENCE	0- 0	0- 0	15- 5			
8- 3	0- 0	0- 0	HOME	0- 0	0- 0	8- 3			
7- 2	0- 0	0- 0	AWAY	0- 0	0- 0	7- 2			
0- 0	0- 0	0- 0	NEUTRAL	0- 0	0- 0	0- 0			

RPI S	Opponent	Score	RPI S	Opponent	Score	RPI S	Opponent	Score	RPI S	Opponent	Score	Team's RPI: 237
47	A Seton Hall	57 93	67	A Maine	38 76	120	A Boston College	59 74	164	A Robert Morris	53 55	
						164	H Robert Morris	59 72	164	H Robert Morris	71 65	
						176	H Cornell	62 70	198	A Sacred Heart	61 59	
						198	H Sacred Heart	60 64	211	H Brown	67 84	
						225	H Massachusetts	69 86	240	H New Hampshire	55 42	
						254	A Holy Cross	64 65	262	A Saint Francis (PA)	72 85	
						262	H Saint Francis (PA)	84 72	267	A Providence	78 88	
						275	A Central Conn. St.	65 53	275	H Central Conn. St.	70 56	
						277	H Vermont	68 52	314	A Fairleigh Dickinson	70 41	
						314	H Fairleigh Dickinson	74 52	316	A Mt. St. Mary's	70 59	
						316	H Mt. St. Mary's	86 52	316	H Mt. St. Mary's	86 52	
						323	A UMass Lowell	83 64	324	A LIU Brooklyn	62 53	
						324	H LIU Brooklyn	63 55	324	H LIU Brooklyn	70 56	
						335	A St. Francis Brooklyn	70 42				
LAST 12 Division I GAMES:												
164	H Robert Morris	59 72	335	H St. Francis Brooklyn	57 58							
324	H LIU Brooklyn	70 56	343	H Wagner	94 67							
314	H Fairleigh Dickinson	74 52	262	A Saint Francis (PA)	72 85							
324	A LIU Brooklyn	62 53	164	A Robert Morris	53 55							
198	H Sacred Heart	60 64	275	A Central Conn. St.	65 53							
316	H Mt. St. Mary's	86 52	198	A Sacred Heart	61 59							

Non-Div I Games:

Bryant

■ Loss,
 ■ Non-Conf,
 ■ S Site,
 ■ H Home
 ■ A Away
 N Neutral

B
r
y
a
n
t

RPI S Opponent Score

Bryant

Through Games Of April 5, 2016

RPI	S	Opponent	Score
335	H	St. Francis Brooklyn	57 58
343	A	Wagner	82 71
343	H	Wagner	94 67

B
r
y
a
n
t

Bryant

Average RPI Win:	252	WON-LOST	WINNING	LAST 10	STRENGTH OF	OPP. STRENGTH	TEAM	ADJ.	CONF.	ADJ CONF.
Average RPI Loss:	140	RECORD	PCT. RANK	GAMES	SCHEDULE	OF SCHEDULE	RPI	RPI	RPI	RPI
DIV. I ONLY	25- 8	35	8- 2	252	274	92	92	26	26	
DIV. I NON-CONF.	7- 6	143	1- 1	195	242	138	138	28	28	
TOTALS	RPI 1-25	RPI 26-50	W-L RECORDS	RPI 51-100	RPI 101-150	RPI 150+				
25- 8	0- 1	0- 0	OVERALL	1- 2	1- 1	23- 4				
14- 1	0- 0	0- 0	HOME	1- 0	0- 1	13- 0				
11- 6	0- 1	0- 0	AWAY	0- 2	1- 0	10- 3				
0- 1	0- 0	0- 0	NEUTRAL	0- 0	0- 0	0- 1				
7- 6	0- 1	0- 0	NON-CONFERENCE	0- 1	1- 1	6- 3				
4- 1	0- 0	0- 0	HOME	0- 0	0- 1	4- 0				
3- 5	0- 1	0- 0	AWAY	0- 1	1- 0	2- 3				
0- 0	0- 0	0- 0	NEUTRAL	0- 0	0- 0	0- 0				
18- 2	0- 0	0- 0	CONFERENCE	1- 1	0- 0	17- 1				
10- 0	0- 0	0- 0	HOME	1- 0	0- 0	9- 0				
8- 1	0- 0	0- 0	AWAY	0- 1	0- 0	8- 0				
0- 1	0- 0	0- 0	NEUTRAL	0- 0	0- 0	0- 1				

RPI 1-25				RPI 26-50				RPI 51-100				Team's RPI: 92		RPI 101+			
RPI	S	Opponent	Score	RPI	S	Opponent	Score	RPI	S	Opponent	Score			RPI	S	Opponent	Score
2	A	Notre Dame	54 85					59	A	Michigan	72 95			129	H	Youngstown St.	47 55
								60	A	Army West Point	63 68			134	A	Akron	74 70
								60	H	Army West Point	79 69			157	H	Delaware	80 51
														182	A	UMBC	52 65
														204	A	Loyola Maryland	64 42
														204	H	Loyola Maryland	71 64
														204	N	Loyola Maryland	53 65
														214	A	Lehigh	67 54
														214	H	Lehigh	80 77
														223	H	Binghamton	76 46
														227	A	Canisius	56 61
														238	A	Navy	51 41
														238	H	Navy	64 52
														248	A	Manhattan	61 56
														254	A	Holy Cross	58 51
														254	H	Holy Cross	74 64
														255	A	Morgan St.	50 64
														264	A	Cleveland St.	59 57
														274	A	American	66 60
														274	H	American	73 65
														274	H	American	60 54
														295	A	Colgate	71 51
														295	H	Colgate	79 60
														314	H	Fairleigh Dickinson	72 62
														316	H	Mt. St. Mary's	71 45
														329	A	Lafayette	68 59
LAST 12 Division I GAMES:																	
				59	A	Michigan	72 95					329	H	Lafayette	69 55		
				134	A	Akron	74 70					344	A	Boston U.	72 59		
				204	N	Loyola Maryland	53 65					204	A	Loyola Maryland	64 42		
				274	H	American	73 65					295	H	Colgate	79 60		
				329	A	Lafayette	68 59					214	A	Lehigh	67 54		
				238	H	Navy	64 52					254	H	Holy Cross	74 64		

Non-Div I Games:

Bucknell

■ Loss,
■ Non-Conf, S Site,
■ Home
■ Away
N Neutral

RPI	S	Opponent	Score	
329	H	Lafayette	69	55
344	A	Boston U.	72	59
344	H	Boston U.	74	56

Bucknell

B
u
c
k
n
e
l
l

B
u
c
k
n
e
l
l

Average RPI Win:	205	WON-LOST	WINNING	LAST 10	STRENGTH OF	OPP. STRENGTH	TEAM	ADJ.	CONF.	ADJ CONF.
Average RPI Loss:	107	RECORD	PCT. RANK	GAMES	SCHEDULE	OF SCHEDULE	RPI	RPI	RPI	RPI
DIV. I ONLY	20- 14	116	8- 2	114	144	106	106	11	11	
DIV. I NON-CONF.	8- 4	91	0- 1	189	166	98	98	13	13	
TOTALS	RPI 1-25	RPI 26-50	W-L RECORDS	RPI 51-100	RPI 101-150	RPI 150+				
20- 14	0- 2	0- 1	OVERALL	5- 5	1- 4	14- 2				
9- 5	0- 1	0- 0	HOME	2- 2	0- 2	7- 0				
7- 9	0- 1	0- 1	AWAY	1- 3	0- 2	6- 2				
4- 0	0- 0	0- 0	NEUTRAL	2- 0	1- 0	1- 0				
8- 4	0- 2	0- 1	NON-CONFERENCE	0- 1	0- 0	8- 0				
3- 1	0- 1	0- 0	HOME	0- 0	0- 0	3- 0				
4- 3	0- 1	0- 1	AWAY	0- 1	0- 0	4- 0				
1- 0	0- 0	0- 0	NEUTRAL	0- 0	0- 0	1- 0				
12- 10	0- 0	0- 0	CONFERENCE	5- 4	1- 4	6- 2				
6- 4	0- 0	0- 0	HOME	2- 2	0- 2	4- 0				
3- 6	0- 0	0- 0	AWAY	1- 2	0- 2	2- 2				
3- 0	0- 0	0- 0	NEUTRAL	2- 0	1- 0	0- 0				

RPI 1-25				RPI 26-50				RPI 51-100				RPI 101+ Team's RPI: 106			
RPI	S	Opponent	Score	RPI	S	Opponent	Score	RPI	S	Opponent	Score	RPI	S	Opponent	Score
10	A	Ohio St.	69 88	30	A	St. Bonaventure	32 59	51	A	Ohio	70 58	124	A	Toledo	60 71
19	H	Duquesne	62 79					51	H	Ohio	51 43	134	A	Akron	49 62
								51	N	Ohio	72 60	134	H	Akron	61 69
								61	A	Ball St.	63 68	134	N	Akron	88 87
								61	H	Ball St.	57 59	149	H	Western Mich.	78 92
								63	A	Hofstra	36 79	176	H	Cornell	59 41
								79	H	Central Mich.	67 61	198	A	Sacred Heart	66 53
								79	N	Central Mich.	73 71	225	A	Massachusetts	56 48
								83	A	Eastern Mich.	56 67	227	H	Canisius	54 40
								83	H	Eastern Mich.	55 70	251	N	Clemson	61 51
												258	A	Bowling Green	63 50
												258	H	Bowling Green	60 44
												258	H	Bowling Green	55 52
												263	A	Northern Ill.	74 76
												272	A	UCF	66 60
												282	A	Miami (OH)	58 69
												282	H	Miami (OH)	58 39
												292	A	Niagara	57 48
												318	A	Kent St.	77 66
												318	H	Kent St.	63 47
												324	H	LIU Brooklyn	55 38
LAST 12 Division I GAMES:															
				10	A	Ohio St.	69 88					134	A	Akron	49 62
				79	N	Central Mich.	73 71					51	A	Ohio	70 58
				134	N	Akron	88 87					258	H	Bowling Green	55 52
				51	N	Ohio	72 60					282	H	Miami (OH)	58 39
				258	H	Bowling Green	60 44					83	H	Eastern Mich.	55 70
				318	H	Kent St.	63 47					258	A	Bowling Green	63 50

Non-Div I Games:

Buffalo

■ Loss,
 ■ Non-Conf,
 ■ S Site,
 ■ Home
 ■ A Away
 N Neutral

Average RPI Win:	187	WON-LOST	WINNING	LAST 10	STRENGTH OF	OPP. STRENGTH	TEAM	ADJ.	CONF.	ADJ CONF.
Average RPI Loss:	82	RECORD	PCT. RANK	GAMES	SCHEDULE	OF SCHEDULE	RPI	RPI	RPI	RPI
DIV. I ONLY	10- 21	268	3- 7	85	66	193	193	6	6	
DIV. I NON-CONF.	5- 6	178	0- 0	163	32	147	147	6	6	
TOTALS	RPI 1-25	RPI 26-50	W-L RECORDS	RPI 51-100	RPI 101-150	RPI 150+				
10- 21	0- 4	0- 4	OVERALL	2- 4	2- 6	6- 3				
6- 7	0- 1	0- 2	HOME	2- 1	2- 2	2- 1				
2- 14	0- 3	0- 2	AWAY	0- 3	0- 4	2- 2				
2- 0	0- 0	0- 0	NEUTRAL	0- 0	0- 0	2- 0				
5- 6	0- 1	0- 2	NON-CONFERENCE	1- 1	1- 1	3- 1				
3- 1	0- 0	0- 1	HOME	1- 0	1- 0	1- 0				
1- 5	0- 1	0- 1	AWAY	0- 1	0- 1	1- 1				
1- 0	0- 0	0- 0	NEUTRAL	0- 0	0- 0	1- 0				
5- 15	0- 3	0- 2	CONFERENCE	1- 3	1- 5	3- 2				
3- 6	0- 1	0- 1	HOME	1- 1	1- 2	1- 1				
1- 9	0- 2	0- 1	AWAY	0- 2	0- 3	1- 1				
1- 0	0- 0	0- 0	NEUTRAL	0- 0	0- 0	1- 0				

RPI S	Opponent	Score	RPI S	Opponent	Score	RPI S	Opponent	Score	RPI S	Opponent	Score	Team's RPI: 193
20 A	South Fla.	77 87	27 H	Green Bay	46 55	52 A	St. John's (NY)	41 68	105 A	Marquette	69 76	
23 A	DePaul	49 76	42 A	Chattanooga	49 60	52 H	St. John's (NY)	62 58	105 H	Marquette	64 80	
23 A	DePaul	63 102	47 A	Seton Hall	77 98	61 A	Ball St.	50 58	108 A	Wright St.	53 66	
23 H	DePaul	54 61	47 H	Seton Hall	67 72	65 A	Villanova	46 66	110 A	Georgetown	35 49	
						65 H	Villanova	45 57	110 H	Georgetown	82 76	
						96 H	TCU	65 53	118 A	Creighton	49 77	
									118 H	Creighton	42 52	
									142 H	Arkansas	63 57	
									170 A	Xavier	47 55	
									170 H	Xavier	63 73	
									170 N	Xavier	48 47	
									231 A	Indiana St.	63 70	
									244 H	Valparaiso	72 53	
									251 N	Clemson	54 50	
									267 A	Providence	77 67	
									267 H	Providence	65 50	
									272 A	UCF	71 63	
LAST 12 Division I GAMES:												
23 A	DePaul	49 76	23 A	DePaul	63 102							
170 N	Xavier	48 47	105 A	Marquette	69 76							
65 A	Villanova	46 66	267 H	Providence	65 50							
110 A	Georgetown	35 49	118 H	Creighton	42 52							
52 H	St. John's (NY)	62 58	170 A	Xavier	47 55							
47 H	Seton Hall	67 72	47 A	Seton Hall	77 98							

Non-Div I Games:

Butler

CSU Bakersfield

Through Games Of April 5, 2016

Average RPI Win:	265	WON-LOST	WINNING	LAST 10	STRENGTH OF	OPP. STRENGTH	TEAM	ADJ.	CONF.	ADJ CONF.
Average RPI Loss:	129	RECORD	PCT. RANK	GAMES	SCHEDULE	OF SCHEDULE	RPI	RPI	RPI	RPI
DIV. I ONLY	12- 19	242	7- 3	155	201	217	217	29	29	
DIV. I NON-CONF.	3- 12	288	0- 0	53	35	222	222	25	25	
TOTALS	RPI 1-25	RPI 26-50	W-L RECORDS	RPI 51-100	RPI 101-150	RPI 150+				
12- 19	0- 5	0- 0	OVERALL	0- 4	0- 2	12- 8				
7- 6	0- 0	0- 0	HOME	0- 1	0- 1	7- 4				
4- 10	0- 3	0- 0	AWAY	0- 3	0- 1	4- 3				
1- 3	0- 2	0- 0	NEUTRAL	0- 0	0- 0	1- 1				
3- 12	0- 5	0- 0	NON-CONFERENCE	0- 2	0- 2	3- 3				
3- 3	0- 0	0- 0	HOME	0- 0	0- 1	3- 2				
0- 7	0- 3	0- 0	AWAY	0- 2	0- 1	0- 1				
0- 2	0- 2	0- 0	NEUTRAL	0- 0	0- 0	0- 0				
9- 7	0- 0	0- 0	CONFERENCE	0- 2	0- 0	9- 5				
4- 3	0- 0	0- 0	HOME	0- 1	0- 0	4- 2				
4- 3	0- 0	0- 0	AWAY	0- 1	0- 0	4- 2				
1- 1	0- 0	0- 0	NEUTRAL	0- 0	0- 0	1- 1				

RPI 1-25				RPI 26-50				RPI 51-100				RPI 101+ Team's RPI: 217			
RPI	S	Opponent	Score	RPI	S	Opponent	Score	RPI	S	Opponent	Score	RPI	S	Opponent	Score
4	N	South Carolina	71 90					70	A	UC Riverside	61 81	104	A	Hawaii	60 74
5	A	Oregon St.	51 75					94	A	New Mexico St.	63 86	104	H	Hawaii	55 65
7	A	Stanford	41 83					94	H	New Mexico St.	59 67	186	A	UTRGV	46 60
9	A	UCLA	68 82					97	A	Fresno St.	52 57	186	H	UTRGV	80 66
12	N	Arizona St.	47 60									186	N	UTRGV	72 73
												189	H	Pacific	74 80
												199	H	Cal Poly	57 52
												201	H	San Jose St.	90 88
												205	A	Utah Valley	53 72
												205	H	Utah Valley	61 54
												234	A	Grand Canyon	76 67
												234	H	Grand Canyon	51 61
												266	A	UC Santa Barbara	60 61
												268	H	Pepperdine	73 76
												273	A	Seattle	66 52
												273	H	Seattle	76 68
												273	N	Seattle	62 54
												308	A	UMKC	78 68
												308	H	UMKC	40 56
												337	H	UC Irvine	65 39
												345	A	Chicago St.	74 61
												345	H	Chicago St.	76 43
LAST 12 Division I GAMES:															
		186	N	UTRGV	72	73				205	A	Utah Valley	53	72	
		273	N	Seattle	62	54				345	A	Chicago St.	74	61	
		273	A	Seattle	66	52				308	A	UMKC	78	68	
		234	A	Grand Canyon	76	67				205	H	Utah Valley	61	54	
		186	H	UTRGV	80	66				234	H	Grand Canyon	51	61	
		94	H	New Mexico St.	59	67				94	A	New Mexico St.	63	86	

Non-Div I Games:

CSU Bakersfield

Loss, Non-Conf, S Site, H Home A Away N Neutral

C
S
U
NC
S
U
N

CSUN

Page 42

Average RPI Win:	258	WON-LOST	WINNING	LAST 10	STRENGTH OF	OPP. STRENGTH	TEAM	ADJ.	CONF.	ADJ CONF.
Average RPI Loss:	124	RECORD	PCT. RANK	GAMES	SCHEDULE	OF SCHEDULE	RPI	RPI	RPI	RPI
DIV. I ONLY	15- 16	173	5- 5	206	240	199	199	22	22	
DIV. I NON-CONF.	7- 6	143	0- 0	114	133	116	116	22	22	
TOTALS	RPI 1-25	RPI 26-50	W-L RECORDS	RPI 51-100	RPI 101-150	RPI 150+				
15- 16	0- 1	0- 0	OVERALL	2- 5	0- 5	13- 5				
8- 5	0- 0	0- 0	HOME	1- 2	0- 2	7- 1				
6- 9	0- 1	0- 0	AWAY	1- 3	0- 2	5- 3				
1- 2	0- 0	0- 0	NEUTRAL	0- 0	0- 1	1- 1				
7- 6	0- 1	0- 0	NON-CONFERENCE	2- 3	0- 0	5- 2				
4- 1	0- 0	0- 0	HOME	1- 1	0- 0	3- 0				
3- 4	0- 1	0- 0	AWAY	1- 2	0- 0	2- 1				
0- 1	0- 0	0- 0	NEUTRAL	0- 0	0- 0	0- 1				
8- 10	0- 0	0- 0	CONFERENCE	0- 2	0- 5	8- 3				
4- 4	0- 0	0- 0	HOME	0- 1	0- 2	4- 1				
3- 5	0- 0	0- 0	AWAY	0- 1	0- 2	3- 2				
1- 1	0- 0	0- 0	NEUTRAL	0- 0	0- 1	1- 0				

RPI 1-25				RPI 26-50				RPI 51-100				RPI 101+				Team's RPI: 199	
RPI	S	Opponent	Score	RPI	S	Opponent	Score	RPI	S	Opponent	Score	RPI	S	Opponent	Score		
5	A	Oregon St.	43 80					69	A	St. Mary's (CA)	83 87	104	A	Hawaii	47 68		
								70	A	UC Riverside	83 93	104	H	Hawaii	58 64		
								70	H	UC Riverside	62 75	136	A	Long Beach St.	53 65		
								71	H	Santa Clara	63 69	136	H	Long Beach St.	56 61		
								76	A	San Francisco	62 61	136	N	Long Beach St.	52 54		
								84	A	California	57 82	161	H	Montana St.	66 57		
								97	H	Fresno St.	64 60	168	A	UC Davis	71 82		
												168	H	UC Davis	57 75		
												175	H	Sacramento St.	97 72		
												186	N	UTRGV	58 66		
												217	A	CSU Bakersfield	52 57		
												247	H	Loyola Marymount	70 58		
												266	A	UC Santa Barbara	67 78		
												266	H	UC Santa Barbara	66 60		
												268	A	Pepperdine	61 47		
												303	A	CSUN	77 66		
												303	H	CSUN	66 62		
												303	N	CSUN	72 51		
												312	A	A&M-Corpus Christi	56 45		
												337	A	UC Irvine	72 54		
												337	H	UC Irvine	50 38		
												340	A	Cal St. Fullerton	63 57		
												340	H	Cal St. Fullerton	51 46		
LAST 12 Division I GAMES:																	
				136	N	Long Beach St.	52 54					340	A	Cal St. Fullerton	63 57		
				303	N	CSUN	72 51					70	H	UC Riverside	62 75		
				104	A	Hawaii	47 68					168	A	UC Davis	71 82		
				266	H	UC Santa Barbara	66 60					337	H	UC Irvine	50 38		
				136	H	Long Beach St.	56 61					104	H	Hawaii	58 64		
				303	A	CSUN	77 66					136	A	Long Beach St.	53 65		

Non-Div I Games:

Cal Poly

■ Loss,
 ■ Non-Conf,
 ■ S Site,
 ■ Home
 ■ A Away
 N Neutral

Average RPI Win:	300	WON-LOST	WINNING	LAST 10	STRENGTH OF	OPP. STRENGTH	TEAM	ADJ.	CONF.	ADJ CONF.
Average RPI Loss:	196	RECORD	PCT. RANK	GAMES	SCHEDULE	OF SCHEDULE	RPI	RPI	RPI	RPI
DIV. I ONLY	3- 27	342	1- 9	290	302	340	340	22	22	
DIV. I NON-CONF.	2- 12	311	0- 0	290	335	334	334	22	22	
TOTALS	RPI 1-25	RPI 26-50	W-L RECORDS	RPI 51-100	RPI 101-150	RPI 150+				
3- 27	0- 0	0- 0	OVERALL	0- 3	0- 4	3- 20				
1- 13	0- 0	0- 0	HOME	0- 2	0- 2	1- 9				
2- 13	0- 0	0- 0	AWAY	0- 1	0- 2	2- 10				
0- 1	0- 0	0- 0	NEUTRAL	0- 0	0- 0	0- 1				
2- 12	0- 0	0- 0	NON-CONFERENCE	0- 1	0- 0	2- 11				
1- 5	0- 0	0- 0	HOME	0- 1	0- 0	1- 4				
1- 6	0- 0	0- 0	AWAY	0- 0	0- 0	1- 6				
0- 1	0- 0	0- 0	NEUTRAL	0- 0	0- 0	0- 1				
1- 15	0- 0	0- 0	CONFERENCE	0- 2	0- 4	1- 9				
0- 8	0- 0	0- 0	HOME	0- 1	0- 2	0- 5				
1- 7	0- 0	0- 0	AWAY	0- 1	0- 2	1- 4				
0- 0	0- 0	0- 0	NEUTRAL	0- 0	0- 0	0- 0				

RPI	S	Opponent	Score	RPI	S	Opponent	Score	RPI	S	Opponent	Score	RPI	S	Opponent	Score	Team's RPI: 340
70	A	UC Riverside	45 69	70	H	UC Riverside	43 90	70	H	UC Riverside	43 90	104	A	Hawaii	53 62	
104	H	Hawaii	50 70	104	H	Hawaii	50 70	104	H	Hawaii	50 70	136	A	Long Beach St.	57 62	
136	A	Long Beach St.	57 62	136	H	Long Beach St.	61 82	136	H	Long Beach St.	61 82	152	H	Weber St.	40 60	
152	H	Weber St.	40 60	152	H	Weber St.	40 60	152	H	Weber St.	40 60	161	A	Montana St.	66 89	
161	A	Montana St.	66 89	161	A	Montana St.	66 89	161	A	Montana St.	66 89	168	A	UC Davis	56 80	
168	A	UC Davis	56 80	168	H	UC Davis	59 63	168	H	UC Davis	59 63	168	H	UC Davis	59 63	
168	H	UC Davis	59 63	168	H	UC Davis	59 63	168	H	UC Davis	59 63	173	A	Montana	51 86	
173	A	Montana	51 86	173	A	Montana	51 86	173	A	Montana	51 86	174	H	Eastern Wash.	57 68	
174	H	Eastern Wash.	57 68	174	H	Eastern Wash.	57 68	174	H	Eastern Wash.	57 68	176	H	Cornell	47 59	
176	H	Cornell	47 59	176	H	Cornell	47 59	176	H	Cornell	47 59	197	A	SMU	53 74	
197	A	SMU	53 74	197	A	SMU	53 74	197	A	SMU	53 74	199	A	Cal Poly	46 51	
199	A	Cal Poly	46 51	199	H	Cal Poly	57 63	199	H	Cal Poly	57 63	199	H	Cal Poly	57 63	
199	H	Cal Poly	57 63	199	H	Cal Poly	57 63	199	H	Cal Poly	57 63	242	A	San Diego St.	43 54	
242	A	San Diego St.	43 54	242	A	San Diego St.	43 54	242	A	San Diego St.	43 54	247	A	Loyola Marymount	75 73	
247	A	Loyola Marymount	75 73	247	A	Loyola Marymount	75 73	247	A	Loyola Marymount	75 73	259	H	Wyoming	56 61	
259	H	Wyoming	56 61	259	H	Wyoming	56 61	259	H	Wyoming	56 61	263	N	Northern Ill.	49 72	
263	N	Northern Ill.	49 72	263	N	Northern Ill.	49 72	263	N	Northern Ill.	49 72	266	A	UC Santa Barbara	49 79	
266	A	UC Santa Barbara	49 79	266	H	UC Santa Barbara	47 65	266	H	UC Santa Barbara	47 65	266	H	UC Santa Barbara	47 65	
266	H	UC Santa Barbara	47 65	266	H	UC Santa Barbara	47 65	266	H	UC Santa Barbara	47 65	268	A	Pepperdine	75 81	
268	A	Pepperdine	75 81	268	A	Pepperdine	75 81	268	A	Pepperdine	75 81	303	A	CSUN	52 79	
303	A	CSUN	52 79	303	H	CSUN	71 82	303	H	CSUN	71 82	303	H	CSUN	71 82	
303	H	CSUN	71 82	303	H	CSUN	71 82	303	H	CSUN	71 82	317	H	Portland St.	84 69	
317	H	Portland St.	84 69	317	H	Portland St.	84 69	317	H	Portland St.	84 69	320	A	North Dakota St.	64 79	
320	A	North Dakota St.	64 79	320	A	North Dakota St.	64 79	320	A	North Dakota St.	64 79	337	A	UC Irvine	66 53	
337	A	UC Irvine	66 53	337	H	UC Irvine	58 62	337	H	UC Irvine	58 62					

LAST 12 Division I GAMES:

70	A	UC Riverside	45 69	70	H	UC Riverside	43 90
303	H	CSUN	71 82	168	H	UC Davis	59 63
104	H	Hawaii	50 70	266	A	UC Santa Barbara	49 79
337	A	UC Irvine	66 53	303	A	CSUN	52 79
199	H	Cal Poly	57 63	104	A	Hawaii	53 62
168	A	UC Davis	56 80	337	H	UC Irvine	58 62

Non-Div I Games:

Cal St. Fullerton

■ Loss,
 ■ Non-Conf,
 ■ S Site,
 ■ Home
 ■ Away
 N Neutral

RPI	S	Opponent	Score
337	H	UC Irvine	58 62

Average RPI Win:	122	WON-LOST	WINNING	LAST 10	STRENGTH OF	OPP. STRENGTH	TEAM	ADJ.	CONF.	ADJ CONF.
Average RPI Loss:	44	RECORD	PCT. RANK	GAMES	SCHEDULE	OF SCHEDULE	RPI	RPI	RPI	RPI
DIV. I ONLY	15- 17	186	4- 6	15	5	84	84	1	1	
DIV. I NON-CONF.	8- 2	34	0- 0	64	88	49	49	1	1	
TOTALS	RPI 1-25	RPI 26-50	W-L RECORDS	RPI 51-100	RPI 101-150	RPI 150+				
15- 17	3- 10	0- 0	OVERALL	4- 5	3- 1	5- 1				
10- 6	1- 4	0- 0	HOME	3- 2	2- 0	4- 0				
2- 9	1- 1	0- 0	AWAY	0- 0	0- 0	1- 0				
3- 2	1- 2	0- 0	NEUTRAL	1- 0	1- 0	0- 0				
8- 2	1- 1	0- 0	NON-CONFERENCE	1- 1	2- 0	4- 0				
5- 1	0- 0	0- 0	HOME	1- 1	1- 0	3- 0				
2- 0	1- 0	0- 0	AWAY	0- 0	0- 0	1- 0				
1- 1	0- 1	0- 0	NEUTRAL	0- 0	1- 0	0- 0				
7- 15	2- 9	0- 0	CONFERENCE	3- 4	1- 1	1- 1				
5- 5	1- 4	0- 0	HOME	2- 1	1- 0	1- 0				
0- 9	0- 4	0- 0	AWAY	0- 3	0- 1	0- 1				
2- 1	1- 1	0- 0	NEUTRAL	1- 0	0- 0	0- 0				

RPI 1-25				RPI 26-50				RPI 51-100 Team's RPI: 84				RPI 101+			
RPI	S	Opponent	Score	RPI	S	Opponent	Score	RPI	S	Opponent	Score	RPI	S	Opponent	Score
5	A	Oregon St.	48 70					56	A	Southern California	47 61	111	H	Nebraska	87 80
5	H	Oregon St.	44 54					58	A	Oregon	59 69	126	A	Arizona	52 57
7	A	Stanford	46 53					58	H	Oregon	65 54	126	H	Arizona	75 56
7	H	Stanford	55 60					69	H	St. Mary's (CA)	63 64	127	N	Liberty	77 72
9	A	UCLA	56 75					70	H	UC Riverside	64 58	175	H	Sacramento St.	117 99
9	H	UCLA	108 104					73	A	Utah	66 72	195	A	Colorado	57 78
9	N	UCLA	67 73					73	H	Utah	79 84	195	H	Colorado	64 35
12	A	Arizona St.	49 57					73	N	Utah	66 63	199	H	Cal Poly	82 57
12	H	Arizona St.	49 64					93	H	Washington St.	74 71	269	A	Austin Peay	67 58
12	N	Arizona St.	75 64									303	H	CSUN	106 44
15	H	Washington	65 75												
16	A	Louisville	75 71												
25	N	Texas A&M	58 75												
LAST 12 Division I GAMES:															
		9 N UCLA	67 73			73 A Utah	66 72								
		12 N Arizona St.	75 64			126 H Arizona	75 56								
		73 N Utah	66 63			12 H Arizona St.	49 64								
		5 H Oregon St.	44 54			7 H Stanford	55 60								
		58 H Oregon	65 54			7 A Stanford	46 53								
		195 A Colorado	57 78			15 H Washington	65 75								

Non-Div I Games:

California

■ Loss,
■ Non-Conf,
■ S Site,
■ H Home
■ A Away
N Neutral

Average RPI Win:	281	WON-LOST	WINNING	LAST 10	STRENGTH OF	OPP. STRENGTH	TEAM	ADJ.	CONF.	ADJ CONF.
Average RPI Loss:	184	RECORD	PCT. RANK	GAMES	SCHEDULE	OF SCHEDULE	RPI	RPI	RPI	RPI
DIV. I ONLY	13- 17	209	5- 5	288	322	257	257	25	25	
DIV. I NON-CONF.	5- 3	108	0- 0	292	343	163	163	29	29	
TOTALS	RPI 1-25	RPI 26-50	W-L RECORDS	RPI 51-100	RPI 101-150	RPI 150+				
13- 17	0- 0	0- 0	OVERALL	0- 2	1- 4	12- 11				
6- 7	0- 0	0- 0	HOME	0- 0	0- 2	6- 5				
6- 9	0- 0	0- 0	AWAY	0- 1	1- 2	5- 6				
1- 1	0- 0	0- 0	NEUTRAL	0- 1	0- 0	1- 0				
5- 3	0- 0	0- 0	NON-CONFERENCE	0- 2	0- 0	5- 1				
3- 0	0- 0	0- 0	HOME	0- 0	0- 0	3- 0				
2- 2	0- 0	0- 0	AWAY	0- 1	0- 0	2- 1				
0- 1	0- 0	0- 0	NEUTRAL	0- 1	0- 0	0- 0				
8- 14	0- 0	0- 0	CONFERENCE	0- 0	1- 4	7- 10				
3- 7	0- 0	0- 0	HOME	0- 0	0- 2	3- 5				
4- 7	0- 0	0- 0	AWAY	0- 0	1- 2	3- 5				
1- 0	0- 0	0- 0	NEUTRAL	0- 0	0- 0	1- 0				

RPI S	Opponent	Score	RPI S	Opponent	Score	RPI S	Opponent	Score	RPI S	Opponent	Score	Team's RPI: 257
						80 A	VCU	34 57	117 A	UNC Asheville	42 70	
						89 N	Central Ark.	34 57	117 A	UNC Asheville	64 56	
									117 H	UNC Asheville	58 72	
									127 A	Liberty	55 67	
									127 H	Liberty	52 62	
									166 A	ETSU	55 70	
									177 H	N.C. A&T	56 55	
									178 A	Radford	59 62	
									178 H	Radford	32 57	
									187 A	Presbyterian	54 64	
									187 H	Presbyterian	45 69	
									213 A	Gardner-Webb	56 68	
									213 H	Gardner-Webb	35 70	
									252 A	High Point	68 65	
									252 H	High Point	55 69	
									287 A	Coastal Caro.	83 70	
									287 H	Coastal Caro.	73 52	
									287 N	Coastal Caro.	67 64	
									288 A	Charleston So.	57 65	
									288 H	Charleston So.	45 60	
									301 H	Western Caro.	73 66	
									315 A	Longwood	73 56	
									315 H	Longwood	72 65	
									316 H	Mt. St. Mary's	62 53	
									325 A	North Florida	66 55	
									328 A	Winthrop	49 50	
LAST 12 Division I GAMES:												
			117 A	UNC Asheville	42 70		187 A	Presbyterian	54 64			
			287 N	Coastal Caro.	67 64		328 H	Winthrop	69 56			
			178 H	Radford	32 57		315 H	Longwood	72 65			
			252 A	High Point	68 65		127 A	Liberty	55 67			
			117 A	UNC Asheville	64 56		213 A	Gardner-Webb	56 68			
			288 H	Charleston So.	45 60		287 H	Coastal Caro.	73 52			

Non-Div I Games: UNC Pembroke

62 67

Campbell

Loss,
Non-Conf,
S Site,
H Home
A Away
N Neutral

RPI	S	Opponent	Score
328	H	Winthrop	69 56
348	A	N.C. Central	57 48

C
a
m
p
b
e
l
l

C
a
m
p
b
e
l
l

Campbell

Average RPI Win:	251	WON-LOST	WINNING	LAST 10	STRENGTH OF	OPP. STRENGTH	TEAM	ADJ.	CONF.	ADJ CONF.
Average RPI Loss:	159	RECORD	PCT. RANK	GAMES	SCHEDULE	OF SCHEDULE	RPI	RPI	RPI	RPI
DIV. I ONLY	13- 17	209	4- 6	220	242	227	227	23	23	
DIV. I NON-CONF.	5- 4	135	0- 0	52	152	88	88	23	23	
TOTALS	RPI 1-25	RPI 26-50	W-L RECORDS	RPI 51-100	RPI 101-150	RPI 150+				
13- 17	0- 1	0- 1	OVERALL	1- 4	0- 2	12- 9				
8- 6	0- 0	0- 1	HOME	1- 2	0- 0	7- 3				
5- 10	0- 1	0- 0	AWAY	0- 2	0- 2	5- 5				
0- 1	0- 0	0- 0	NEUTRAL	0- 0	0- 0	0- 1				
5- 4	0- 1	0- 1	NON-CONFERENCE	1- 0	0- 2	4- 0				
3- 1	0- 0	0- 1	HOME	1- 0	0- 0	2- 0				
2- 3	0- 1	0- 0	AWAY	0- 0	0- 2	2- 0				
0- 0	0- 0	0- 0	NEUTRAL	0- 0	0- 0	0- 0				
8- 13	0- 0	0- 0	CONFERENCE	0- 4	0- 0	8- 9				
5- 5	0- 0	0- 0	HOME	0- 2	0- 0	5- 3				
3- 7	0- 0	0- 0	AWAY	0- 2	0- 0	3- 5				
0- 1	0- 0	0- 0	NEUTRAL	0- 0	0- 0	0- 1				

RPI 1-25				RPI 26-50				RPI 51-100				RPI 101+ Team's RPI: 227			
RPI	S	Opponent	Score	RPI	S	Opponent	Score	RPI	S	Opponent	Score	RPI	S	Opponent	Score
6	A	Texas	62 92	30	H	St. Bonaventure	47 59	87	A	Quinnipiac	54 63	106	A	Buffalo	40 54
								87	H	Quinnipiac	68 80	129	A	Youngstown St.	51 53
								92	H	Bucknell	61 56	154	A	Northeastern	68 57
								99	A	Iona	56 79	165	A	Marist	55 67
								99	H	Iona	76 79	165	H	Marist	71 69
												202	A	Fairfield	48 52
												202	H	Fairfield	50 51
												223	H	Binghamton	80 50
												232	A	Siena	57 61
												232	H	Siena	52 58
												246	A	Monmouth	75 79
												246	H	Monmouth	71 81
												248	A	Manhattan	55 77
												248	H	Manhattan	70 68
												262	H	Saint Francis (PA)	77 52
												283	A	Lamar	57 55
												285	A	Rider	73 64
												285	H	Rider	60 49
												292	A	Niagara	68 66
												292	H	Niagara	54 45
												292	N	Niagara	64 65
												338	A	Saint Peter's	60 53
												338	H	Saint Peter's	54 42
LAST 12 Division I GAMES:															
				292	N	Niagara	64 65	285	H	Rider	60 49				
				165	A	Marist	55 67	246	A	Monmouth	75 79				
				292	H	Niagara	54 45	248	A	Manhattan	55 77				
				246	H	Monmouth	71 81	99	H	Iona	76 79				
				248	H	Manhattan	70 68	292	A	Niagara	68 66				
				165	H	Marist	71 69	202	A	Fairfield	48 52				

Non-Div I Games:

Canisius

■ Loss,
 ■ Non-Conf,
 ■ S Site,
 ■ H Home
 ■ A Away
 N Neutral

Central Ark.

Through Games Of April 5, 2016

Average RPI Win:	255	WON-LOST	WINNING	LAST 10	STRENGTH OF	OPP. STRENGTH	TEAM	ADJ.	CONF.	ADJ CONF.
Average RPI Loss:	62	RECORD	PCT. RANK	GAMES	SCHEDULE	OF SCHEDULE	RPI	RPI	RPI	RPI
DIV. I ONLY	24- 4	10	9- 1	293	282	89	89	28	28	
DIV. I NON-CONF.	6- 2	55	0- 1	221	258	75	75	26	26	
TOTALS	RPI 1-25	RPI 26-50	W-L RECORDS	RPI 51-100	RPI 101-150	RPI 150+				
24- 4	0- 2	0- 0	OVERALL	0- 1	4- 1	20- 0				
9- 2	0- 0	0- 0	HOME	0- 1	1- 1	8- 0				
11- 2	0- 1	0- 0	AWAY	0- 0	2- 0	9- 0				
4- 0	0- 0	0- 0	NEUTRAL	0- 0	1- 0	3- 0				
6- 2	0- 2	0- 0	NON-CONFERENCE	0- 0	0- 0	6- 0				
2- 0	0- 0	0- 0	HOME	0- 0	0- 0	2- 0				
2- 2	0- 2	0- 0	AWAY	0- 0	0- 0	2- 0				
2- 0	0- 0	0- 0	NEUTRAL	0- 0	0- 0	2- 0				
18- 2	0- 0	0- 0	CONFERENCE	0- 1	4- 1	14- 0				
7- 2	0- 0	0- 0	HOME	0- 1	1- 1	6- 0				
9- 0	0- 0	0- 0	AWAY	0- 0	2- 0	7- 0				
2- 0	0- 0	0- 0	NEUTRAL	0- 0	1- 0	1- 0				

RPI 1-25				RPI 26-50				RPI 51-100 Team's RPI: 89				RPI 101+			
RPI	S	Opponent	Score	RPI	S	Opponent	Score	RPI	S	Opponent	Score	RPI	S	Opponent	Score
16	A	Louisville	60 87					75	H	Abilene Christian	49 61	138	A	Northwestern St.	74 49
17	A	Tennessee	47 102									138	H	Northwestern St.	56 60
												148	A	McNeese St.	70 56
												148	H	McNeese St.	76 52
												148	N	McNeese St.	72 64
												208	A	Sam Houston St.	73 63
												208	H	Sam Houston St.	72 53
												208	N	Sam Houston St.	69 62
												210	A	SFA	55 53
												233	A	Southeast Mo. St.	63 54
												257	N	Campbell	57 34
												260	A	Murray St.	61 51
												260	H	Murray St.	50 40
												261	H	Houston Baptist	45 44
												283	H	Lamar	74 49
												293	N	South Carolina St.	51 38
												296	H	Alcorn	58 35
												311	A	Nicholls St.	71 65
												311	H	Nicholls St.	56 51
												312	A	A&M-Corpus Christi	66 55
												319	A	Southeastern La.	64 60
												319	H	Southeastern La.	80 58
												332	A	Incarnate Word	76 57
												334	A	New Orleans	59 44
												334	H	New Orleans	67 55
LAST 12 Division I GAMES:															
16	A	Louisville	60 87	208	H	Sam Houston St.	72 53	208	A	Sam Houston St.	73 63	148	A	McNeese St.	70 56
208	N	Sam Houston St.	69 62	148	A	McNeese St.	70 56	332	A	Incarnate Word	76 57	138	H	Northwestern St.	56 60
148	N	McNeese St.	72 64	332	A	Incarnate Word	76 57	138	H	Northwestern St.	56 60	334	H	New Orleans	67 55
148	H	McNeese St.	76 52	334	H	New Orleans	67 55								
311	H	Nicholls St.	56 51												
319	A	Southeastern La.	64 60												

Non-Div I Games: Central Baptist 70 37 Hendrix 72 43 Crowley's Ridge 93 38 Jarvis Christian 77 23
Central Ark.

Loss, Non-Conf, S Site, H Home A Away N Neutral

Average RPI Win:	285	WON-LOST	WINNING	LAST 10	STRENGTH OF	OPP. STRENGTH	TEAM	ADJ.	CONF.	ADJ CONF.
Average RPI Loss:	210	RECORD	PCT. RANK	GAMES	SCHEDULE	OF SCHEDULE	RPI	RPI	RPI	RPI
DIV. I ONLY	12- 18	231	4- 6	316	331	275	275	30	30	
DIV. I NON-CONF.	3- 8	257	0- 0	226	202	274	274	32	32	
TOTALS	RPI 1-25	RPI 26-50	W-L RECORDS	RPI 51-100	RPI 101-150	RPI 150+				
12- 18	0- 1	0- 0	OVERALL	0- 2	0- 1	12- 14				
7- 6	0- 0	0- 0	HOME	0- 0	0- 0	7- 6				
5- 12	0- 1	0- 0	AWAY	0- 2	0- 1	5- 8				
0- 0	0- 0	0- 0	NEUTRAL	0- 0	0- 0	0- 0				
3- 8	0- 1	0- 0	NON-CONFERENCE	0- 2	0- 1	3- 4				
3- 1	0- 0	0- 0	HOME	0- 0	0- 0	3- 1				
0- 7	0- 1	0- 0	AWAY	0- 2	0- 1	0- 3				
0- 0	0- 0	0- 0	NEUTRAL	0- 0	0- 0	0- 0				
9- 10	0- 0	0- 0	CONFERENCE	0- 0	0- 0	9- 10				
4- 5	0- 0	0- 0	HOME	0- 0	0- 0	4- 5				
5- 5	0- 0	0- 0	AWAY	0- 0	0- 0	5- 5				
0- 0	0- 0	0- 0	NEUTRAL	0- 0	0- 0	0- 0				

RPI 1-25			RPI 26-50			RPI 51-100			RPI 101+ Team's RPI: 275		
RPI	S	Opponent	Score	RPI	S	Opponent	Score	RPI	S	Opponent	Score
11	A	Maryland	43 86					60	A	Army West Point	52 81
								67	A	Maine	42 62
								139	A	Penn St.	47 73
								163	A	Fordham	48 63
								164	A	Robert Morris	55 72
								164	H	Robert Morris	48 39
								198	A	Sacred Heart	69 79
								198	H	Sacred Heart	57 61
								220	H	Dartmouth	59 55
								221	A	Hartford	41 49
								225	H	Massachusetts	78 68
								237	A	Bryant	56 70
								237	H	Bryant	53 65
								240	H	New Hampshire	50 64
								262	A	Saint Francis (PA)	77 83
								262	A	Saint Francis (PA)	79 59
								262	H	Saint Francis (PA)	66 51
								277	A	Vermont	63 79
								314	A	Fairleigh Dickinson	78 75
								314	H	Fairleigh Dickinson	71 59
								316	A	Mt. St. Mary's	48 54
								316	H	Mt. St. Mary's	55 59
								323	H	UMass Lowell	64 53
								324	A	LIU Brooklyn	65 57
								324	H	LIU Brooklyn	45 59
								335	A	St. Francis Brooklyn	67 61
								335	H	St. Francis Brooklyn	65 61
								343	A	Wagner	62 52
LAST 12 Division I GAMES:											
262	A	Saint Francis (PA)	77 83	198	A	Sacred Heart	69 79				
335	A	St. Francis Brooklyn	67 61	164	A	Robert Morris	55 72				
314	H	Fairleigh Dickinson	71 59	262	A	Saint Francis (PA)	79 59				
316	H	Mt. St. Mary's	55 59	237	H	Bryant	53 65				
343	H	Wagner	63 64	335	H	St. Francis Brooklyn	65 61				
324	A	LIU Brooklyn	65 57	164	H	Robert Morris	48 39				

Non-Div I Games:

Central Conn. St.

■ Loss,
 ■ Non-Conf,
 ■ S Site,
 ■ H Home
 ■ A Away
 N Neutral

RPI	S	Opponent	Score
343	H	Wagner	63 64

Central Conn. St.

Central Mich.

Through Games Of April 5, 2016

Average RPI Win:	176	WON-LOST	WINNING	LAST 10	STRENGTH OF	OPP. STRENGTH	TEAM	ADJ.	CONF.	ADJ CONF.
Average RPI Loss:	121	RECORD	PCT. RANK	GAMES	SCHEDULE	OF SCHEDULE	RPI	RPI	RPI	RPI
DIV. I ONLY	22- 11	75	6- 4	96	135	79	79	11	11	
DIV. I NON-CONF.	6- 6	151	0- 1	155	167	159	159	13	13	
TOTALS	RPI 1-25	RPI 26-50	W-L RECORDS	RPI 51-100	RPI 101-150	RPI 150+				
22- 11	0- 1	0- 0	OVERALL	6- 1	6- 7	10- 2				
11- 4	0- 1	0- 0	HOME	3- 0	3- 3	5- 0				
8- 6	0- 0	0- 0	AWAY	2- 1	2- 3	4- 2				
3- 1	0- 0	0- 0	NEUTRAL	1- 0	1- 1	1- 0				
6- 6	0- 1	0- 0	NON-CONFERENCE	1- 0	1- 3	4- 2				
3- 3	0- 1	0- 0	HOME	1- 0	1- 2	1- 0				
2- 3	0- 0	0- 0	AWAY	0- 0	0- 1	2- 2				
1- 0	0- 0	0- 0	NEUTRAL	0- 0	0- 0	1- 0				
16- 5	0- 0	0- 0	CONFERENCE	5- 1	5- 4	6- 0				
8- 1	0- 0	0- 0	HOME	2- 0	2- 1	4- 0				
6- 3	0- 0	0- 0	AWAY	2- 1	2- 2	2- 0				
2- 1	0- 0	0- 0	NEUTRAL	1- 0	1- 1	0- 0				

RPI	S	Opponent	Score	RPI	S	Opponent	Score	RPI	S	Opponent	Score	RPI	S	Opponent	Score
19	H	Duquesne	49 68					51	A	Ohio	84 86	106	A	Buffalo	61 67
								61	A	Ball St.	74 65	106	N	Buffalo	71 73
								61	H	Ball St.	67 66	121	H	Memphis	61 64
								62	H	Middle Tenn.	81 59	122	H	IUPUI	55 63
								83	A	Eastern Mich.	66 65	123	A	Saint Joseph's	66 76
								83	H	Eastern Mich.	78 70	124	A	Toledo	72 76
								83	N	Eastern Mich.	86 71	124	H	Toledo	79 81
												134	A	Akron	97 77
												134	H	Akron	81 60
												147	H	SIUE	78 65
												149	A	Western Mich.	73 61
												149	H	Western Mich.	53 51
												149	N	Western Mich.	66 62
												183	A	Loyola Chicago	68 59
												188	A	Illinois	69 74
												215	A	Oakland	110 87
												231	H	Indiana St.	85 65
												250	A	Ill.-Chicago	63 66
												258	H	Bowling Green	76 75
												263	A	Northern Ill.	73 67
												263	H	Northern Ill.	95 63
												282	A	Miami (OH)	72 58
												282	H	Miami (OH)	77 54
												285	N	Rider	76 58
												318	H	Kent St.	81 61

LAST 12 Division I GAMES:

122	H	IUPUI	55 63	149	A	Western Mich.	73 61
106	N	Buffalo	71 73	61	H	Ball St.	67 66
83	N	Eastern Mich.	86 71	124	H	Toledo	79 81
149	N	Western Mich.	66 62	263	A	Northern Ill.	73 67
83	H	Eastern Mich.	78 70	61	A	Ball St.	74 65
124	A	Toledo	72 76	258	H	Bowling Green	76 75

Non-Div I Games:

Central Mich.

■ Loss,
 ■ Non-Conf,
 ■ S Site,
 ■ H Home
 ■ A Away
 N Neutral

Average RPI Win:	290	WON-LOST	WINNING	LAST 10	STRENGTH OF	OPP. STRENGTH	TEAM	ADJ.	CONF.	ADJ CONF.
Average RPI Loss:	191	RECORD	PCT. RANK	GAMES	SCHEDULE	OF SCHEDULE	RPI	RPI	RPI	RPI
DIV. I ONLY	11- 17	238	4- 6	340	265	288	288	25	25	
DIV. I NON-CONF.	2- 4	231	0- 0	349	101	344	344	29	29	
TOTALS	RPI 1-25	RPI 26-50	W-L RECORDS	RPI 51-100	RPI 101-150	RPI 150+				
11- 17	0- 0	0- 0	OVERALL	0- 1	0- 5	11- 11				
6- 6	0- 0	0- 0	HOME	0- 0	0- 2	6- 4				
4- 10	0- 0	0- 0	AWAY	0- 1	0- 2	4- 7				
1- 1	0- 0	0- 0	NEUTRAL	0- 0	0- 1	1- 0				
2- 4	0- 0	0- 0	NON-CONFERENCE	0- 1	0- 0	2- 3				
2- 0	0- 0	0- 0	HOME	0- 0	0- 0	2- 0				
0- 4	0- 0	0- 0	AWAY	0- 1	0- 0	0- 3				
0- 0	0- 0	0- 0	NEUTRAL	0- 0	0- 0	0- 0				
9- 13	0- 0	0- 0	CONFERENCE	0- 0	0- 5	9- 8				
4- 6	0- 0	0- 0	HOME	0- 0	0- 2	4- 4				
4- 6	0- 0	0- 0	AWAY	0- 0	0- 2	4- 4				
1- 1	0- 0	0- 0	NEUTRAL	0- 0	0- 1	1- 0				

RPI 1-25			RPI 26-50			RPI 51-100			RPI 101+			Team's RPI: 288					
RPI	S	Opponent	Score	RPI	S	Opponent	Score	RPI	S	Opponent	Score	RPI	S	Opponent	Score		
								91	A	Virginia	65	85	117	A	UNC Asheville	68	91
													117	H	UNC Asheville	50	58
													127	A	Liberty	40	51
													127	H	Liberty	49	59
													127	N	Liberty	53	68
													178	A	Radford	40	55
													178	H	Radford	50	61
													187	A	Presbyterian	37	52
													187	H	Presbyterian	49	63
													213	A	Gardner-Webb	55	63
													213	H	Gardner-Webb	66	63
													226	A	Col. of Charleston	66	81
													251	A	Clemson	36	43
													252	A	High Point	64	62
													252	H	High Point	72	78
													257	A	Campbell	60	45
													257	H	Campbell	65	57
													287	A	Coastal Caro.	40	61
													287	H	Coastal Caro.	62	73
													291	A	Ga. Southern	51	64
													301	H	Western Caro.	80	59
													306	H	Wofford	74	64
													315	A	Longwood	63	54
													315	H	Longwood	66	58
													315	N	Longwood	72	50
													328	A	Winthrop	58	50
LAST 12 Division I GAMES:																	
				127	N	Liberty	53	68		287	A	Coastal Caro.	40	61			
				315	N	Longwood	72	50		178	H	Radford	50	61			
				117	A	UNC Asheville	68	91		187	A	Presbyterian	37	52			
				252	H	High Point	72	78		315	H	Longwood	66	58			
				257	A	Campbell	60	45		127	H	Liberty	49	59			
				213	H	Gardner-Webb	66	63		328	A	Winthrop	58	50			

Non-Div I Games: Paine 69 62 Columbia Int'l 67 35 Warner 73 53

RPI	S	Opponent	Score
328	H	Winthrop	54 51

Charleston So. .

C
h
a
r
l
e
s
t
o
n
S
o
.

C
h
a
r
l
e
s
t
o
n
S
o
.

Average RPI Win: 198	WON-LOST	WINNING	LAST 10	STRENGTH OF	OPP. STRENGTH	TEAM	ADJ.	CONF.	ADJ CONF.
Average RPI Loss: 87	RECORD	PCT. RANK	GAMES	SCHEDULE	OF SCHEDULE	RPI	RPI	RPI	RPI
DIV. I ONLY	19- 12	97	7- 3	124	117	100	100	12	12
DIV. I NON-CONF.	7- 5	128	0- 1	119	145	118	118	10	10
TOTALS	RPI 1-25	RPI 26-50	W-L RECORDS	RPI 51-100	RPI 101-150	RPI 150+			
19- 12	0- 0	1- 4	OVERALL	1- 2	3- 5	14- 1			
12- 3	0- 0	1- 1	HOME	1- 0	1- 2	9- 0			
6- 8	0- 0	0- 3	AWAY	0- 2	1- 2	5- 1			
1- 1	0- 0	0- 0	NEUTRAL	0- 0	1- 1	0- 0			
7- 5	0- 0	0- 2	NON-CONFERENCE	1- 1	1- 2	5- 0			
4- 2	0- 0	0- 1	HOME	1- 0	0- 1	3- 0			
2- 3	0- 0	0- 1	AWAY	0- 1	0- 1	2- 0			
1- 0	0- 0	0- 0	NEUTRAL	0- 0	1- 0	0- 0			
12- 7	0- 0	1- 2	CONFERENCE	0- 1	2- 3	9- 1			
8- 1	0- 0	1- 0	HOME	0- 0	1- 1	6- 0			
4- 5	0- 0	0- 2	AWAY	0- 1	1- 1	3- 1			
0- 1	0- 0	0- 0	NEUTRAL	0- 0	0- 1	0- 0			

RPI 1-25			RPI 26-50			RPI 51-100			Team's RPI: 100			RPI 101+			
RPI	S	Opponent	Score	RPI	S	Opponent	Score	RPI	S	Opponent	Score	RPI	S	Opponent	Score
				28	H	Miami (FL)	70 77	53	A	North Carolina St.	65 72	101	A	Elon	83 90
				31	A	Western Ky.	66 77	61	H	Ball St.	72 66	119	N	Mercer	72 62
				31	H	Western Ky.	81 72	62	A	Middle Tenn.	67 72	131	A	Marshall	64 61
				36	A	UTEP	91 94					131	H	Marshall	87 77
				39	A	Missouri	71 88					133	H	Wake Forest	69 72
												135	A	Old Dominion	85 94
												135	H	Old Dominion	59 71
												135	N	Old Dominion	54 57
												156	A	UAB	57 75
												164	H	Robert Morris	94 73
												181	H	Fla. Atlantic	85 79
												192	H	Southern Miss.	80 59
												196	A	Davidson	99 88
												206	H	Louisiana Tech	63 58
												226	H	Col. of Charleston	89 61
												228	A	Rice	69 58
												228	H	Rice	68 63
												239	A	North Texas	82 70
												239	H	North Texas	72 69
												265	A	UTSA	64 54
												271	A	Georgia St.	83 71
												304	H	FIU	87 74
												348	H	N.C. Central	67 52

LAST 12 Division I GAMES:

133	H Wake Forest	69 72	31	H Western Ky.	81 72
135	N Old Dominion	54 57	131	H Marshall	87 77
239	H North Texas	72 69	239	A North Texas	82 70
228	H Rice	68 63	228	A Rice	69 58
36	A UTEP	91 94	135	A Old Dominion	85 94
265	A UTSA	64 54	181	H Fla. Atlantic	85 79

Non-Div I Games:

Charlotte

Chattanooga

Through Games Of April 5, 2016

Average RPI Win:	194	WON-LOST	WINNING	LAST 10	STRENGTH OF	OPP. STRENGTH	TEAM	ADJ.	CONF.	ADJ CONF.
Average RPI Loss:	43	RECORD	PCT. RANK	GAMES	SCHEDULE	OF SCHEDULE	RPI	RPI	RPI	RPI
DIV. I ONLY	24- 8	39	9- 1	93	118	42	42	18	18	
DIV. I NON-CONF.	9- 6	118	0- 1	25	14	50	50	16	16	
TOTALS	RPI 1-25	RPI 26-50	W-L RECORDS	RPI 51-100	RPI 101-150	RPI 150+				
24- 8	0- 5	1- 1	OVERALL	2- 0	7- 2	14- 0				
14- 1	0- 1	1- 0	HOME	2- 0	4- 0	7- 0				
6- 7	0- 4	0- 1	AWAY	0- 0	0- 2	6- 0				
4- 0	0- 0	0- 0	NEUTRAL	0- 0	3- 0	1- 0				
9- 6	0- 5	1- 1	NON-CONFERENCE	2- 0	3- 0	3- 0				
7- 1	0- 1	1- 0	HOME	2- 0	2- 0	2- 0				
1- 5	0- 4	0- 1	AWAY	0- 0	0- 0	1- 0				
1- 0	0- 0	0- 0	NEUTRAL	0- 0	1- 0	0- 0				
15- 2	0- 0	0- 0	CONFERENCE	0- 0	4- 2	11- 0				
7- 0	0- 0	0- 0	HOME	0- 0	2- 0	5- 0				
5- 2	0- 0	0- 0	AWAY	0- 0	0- 2	5- 0				
3- 0	0- 0	0- 0	NEUTRAL	0- 0	2- 0	1- 0				

RPI 1-25				RPI 26-50				Team's RPI: 42		RPI 51-100				RPI 101+			
RPI	S	Opponent	Score	RPI	S	Opponent	Score		RPI	S	Opponent	Score	RPI	S	Opponent	Score	
1	H	UConn	31 79	40	H	Arkansas St.	55 54		82	H	Belmont	62 53	102	H	Harvard	62 58	
7	A	Stanford	30 73	43	A	Indiana	43 54		95	H	UT Martin	61 46	115	A	Samford	43 48	
17	A	Tennessee	57 59										115	H	Samford	53 30	
20	A	South Fla.	33 61										115	N	Samford	49 41	
21	A	Mississippi St.	50 60										119	A	Mercer	44 67	
													119	H	Mercer	67 45	
													119	N	Mercer	65 57	
													146	N	East Carolina	72 61	
													148	H	McNeese St.	68 53	
													166	A	ETSU	65 57	
													166	H	ETSU	66 42	
													192	H	Southern Miss.	53 48	
													193	H	Butler	60 49	
													219	A	Furman	56 50	
													219	H	Furman	61 46	
													276	A	UNCW	61 33	
													301	A	Western Caro.	65 51	
													301	H	Western Caro.	77 59	
													301	N	Western Caro.	74 56	
													306	A	Wofford	53 40	
													306	H	Wofford	65 48	
													310	A	UNCG	74 53	
													310	H	UNCG	72 61	
LAST 12 Division I GAMES:																	
				21	A	Mississippi St.	50 60					115	H	Samford	53 30		
				119	N	Mercer	65 57					301	A	Western Caro.	65 51		
				115	N	Samford	49 41					310	A	UNCG	74 53		
				301	N	Western Caro.	74 56					306	H	Wofford	65 48		
				166	H	ETSU	66 42					219	H	Furman	61 46		
				119	H	Mercer	67 45					166	A	ETSU	65 57		

Non-Div I Games:

Chattanooga

■ Loss,
■ Non-Conf, S Site,
■ Home
■ Away
N Neutral

Average RPI Win:	298	WON-LOST	WINNING	LAST 10	STRENGTH OF	OPP. STRENGTH	TEAM	ADJ.	CONF.	ADJ CONF.
Average RPI Loss:	203	RECORD	PCT. RANK	GAMES	SCHEDULE	OF SCHEDULE	RPI	RPI	RPI	RPI
DIV. I ONLY	4- 25	329	2- 8	323	289	345	345	29	29	
DIV. I NON-CONF.	2- 12	311	0- 0	320	275	339	339	25	25	
TOTALS	RPI 1-25	RPI 26-50	W-L RECORDS	RPI 51-100	RPI 101-150	RPI 150+				
4- 25	0- 1	0- 1	OVERALL	0- 2	0- 2	4- 19				
3- 11	0- 0	0- 1	HOME	0- 1	0- 1	3- 8				
1- 13	0- 1	0- 0	AWAY	0- 1	0- 1	1- 10				
0- 1	0- 0	0- 0	NEUTRAL	0- 0	0- 0	0- 1				
2- 12	0- 1	0- 1	NON-CONFERENCE	0- 0	0- 2	2- 8				
1- 6	0- 0	0- 1	HOME	0- 0	0- 1	1- 4				
1- 6	0- 1	0- 0	AWAY	0- 0	0- 1	1- 4				
0- 0	0- 0	0- 0	NEUTRAL	0- 0	0- 0	0- 0				
2- 13	0- 0	0- 0	CONFERENCE	0- 2	0- 0	2- 11				
2- 5	0- 0	0- 0	HOME	0- 1	0- 0	2- 4				
0- 7	0- 0	0- 0	AWAY	0- 1	0- 0	0- 6				
0- 1	0- 0	0- 0	NEUTRAL	0- 0	0- 0	0- 1				

RPI S	Opponent	Score	RPI S	Opponent	Score	RPI S	Opponent	Score	RPI S	Opponent	Score	Team's RPI: 345
23	A DePaul	42 88	41	H Kansas St.	54 63	94	A New Mexico St.	63 76	141	H Milwaukee	48 55	
						94	H New Mexico St.	60 70	149	A Western Mich.	56 65	
									186	A UTRGV	56 78	
									186	H UTRGV	56 64	
									186	N UTRGV	52 60	
									188	A Illinois	36 67	
									205	A Utah Valley	46 74	
									205	H Utah Valley	62 69	
									215	H Oakland	51 74	
									217	A CSU Bakersfield	43 76	
									217	H CSU Bakersfield	61 74	
									224	A Western Ill.	50 88	
									234	A Grand Canyon	36 74	
									234	H Grand Canyon	60 65	
									250	H Ill.-Chicago	47 51	
									263	H Northern Ill.	50 68	
									273	A Seattle	45 59	
									273	H Seattle	57 49	
									299	H Bradley	60 66	
									305	H Morehead St.	75 71	
									307	A Jackson St.	76 59	
									308	A UMKC	50 67	
									308	H UMKC	77 72	
									313	A IPFW	51 62	
									322	A Illinois St.	53 57	
LAST 12 Division I GAMES:												
			186	N UTRGV	52 60		217	H CSU Bakersfield	61 74			
			308	A UMKC	50 67		273	H Seattle	57 49			
			186	A UTRGV	56 78		308	H UMKC	77 72			
			234	H Grand Canyon	60 65		205	A Utah Valley	46 74			
			205	H Utah Valley	62 69		234	A Grand Canyon	36 74			
			94	A New Mexico St.	63 76		94	H New Mexico St.	60 70			

Non-Div I Games:

Chicago St.

■ Loss,
■ Non-Conf,
■ S Site,
■ H Home
■ A Away
N Neutral

Average RPI Win:	255	WON-LOST	WINNING	LAST 10	STRENGTH OF	OPP. STRENGTH	TEAM	ADJ.	CONF.	ADJ CONF.
Average RPI Loss:	93	RECORD	PCT. RANK	GAMES	SCHEDULE	OF SCHEDULE	RPI	RPI	RPI	RPI
DIV. I ONLY	8- 22	289	1- 9	103	78	243	243	7	7	
DIV. I NON-CONF.	4- 7	221	0- 0	59	93	189	189	7	7	
TOTALS	RPI 1-25	RPI 26-50	W-L RECORDS	RPI 51-100	RPI 101-150	RPI 150+				
8- 22	0- 7	0- 1	OVERALL	0- 4	0- 5	8- 5				
5- 10	0- 3	0- 0	HOME	0- 2	0- 2	5- 3				
3- 9	0- 2	0- 1	AWAY	0- 2	0- 2	3- 2				
0- 3	0- 2	0- 0	NEUTRAL	0- 0	0- 1	0- 0				
4- 7	0- 3	0- 1	NON-CONFERENCE	0- 1	0- 0	4- 2				
4- 2	0- 1	0- 0	HOME	0- 1	0- 0	4- 0				
0- 3	0- 0	0- 1	AWAY	0- 0	0- 0	0- 2				
0- 2	0- 2	0- 0	NEUTRAL	0- 0	0- 0	0- 0				
4- 15	0- 4	0- 0	CONFERENCE	0- 3	0- 5	4- 3				
1- 8	0- 2	0- 0	HOME	0- 1	0- 2	1- 3				
3- 6	0- 2	0- 0	AWAY	0- 2	0- 2	3- 0				
0- 1	0- 0	0- 0	NEUTRAL	0- 0	0- 1	0- 0				

RPI S Opponent	Score	RPI S Opponent	Score	RPI S Opponent	Score	RPI S Opponent	Score	Team's RPI: 243
1 A UConn	34 88	45 A Georgia	42 60	55 A Temple	51 74	121 A Memphis	51 54	
1 H UConn	45 107			55 H Temple	49 74	121 H Memphis	47 64	
3 N Baylor	34 72			64 A Tulane	51 70	146 A East Carolina	60 63	
10 H Ohio St.	76 105			95 H UT Martin	57 63	146 H East Carolina	55 77	
18 N Michigan St.	63 103					146 N East Carolina	61 70	
20 A South Fla.	49 82					155 H Northern Ky.	71 68	
20 H South Fla.	51 78					160 A Detroit	68 77	
						170 A Xavier	56 65	
						190 A Tulsa	55 53	
						190 H Tulsa	63 76	
						197 H SMU	55 73	
						258 H Bowling Green	54 51	
						262 H Saint Francis (PA)	93 86	
						272 A UCF	68 50	
						272 H UCF	60 80	
						283 A Houston	67 61	
						283 H Houston	56 50	
						339 H Eastern Ill.	70 57	
LAST 12 Division I GAMES:								
146 N East Carolina	61 70	20 H South Fla.	51 78					
64 A Tulane	51 70	55 H Temple	49 74					
190 H Tulsa	63 76	121 A Memphis	51 54					
146 H East Carolina	55 77	20 A South Fla.	49 82					
283 A Houston	67 61	283 H Houston	56 50					
1 A UConn	34 88	197 H SMU	55 73					

Non-Div I Games:

Cincinnati

■ Loss,
 ■ Non-Conf, S Site,
 ■ Home
 ■ Away
 N Neutral

Average RPI Win:	245	WON-LOST	WINNING	LAST 10	STRENGTH OF	OPP. STRENGTH	TEAM	ADJ.	CONF.	ADJ CONF.
Average RPI Loss:	102	RECORD	PCT. RANK	GAMES	SCHEDULE	OF SCHEDULE	RPI	RPI	RPI	RPI
DIV. I ONLY	4- 26	335	0- 10	41	82	251	251	4	4	
DIV. I NON-CONF.	4- 9	245	0- 0	127	328	246	246	4	4	
TOTALS	RPI 1-25	RPI 26-50	W-L RECORDS	RPI 51-100	RPI 101-150	RPI 150+				
4- 26	0- 6	0- 2	OVERALL	0- 6	1- 6	3- 6				
3- 12	0- 2	0- 2	HOME	0- 2	1- 3	2- 3				
1- 11	0- 4	0- 0	AWAY	0- 4	0- 1	1- 2				
0- 3	0- 0	0- 0	NEUTRAL	0- 0	0- 2	0- 1				
4- 9	0- 1	0- 0	NON-CONFERENCE	0- 2	1- 1	3- 5				
3- 4	0- 1	0- 0	HOME	0- 0	1- 0	2- 3				
1- 3	0- 0	0- 0	AWAY	0- 2	0- 0	1- 1				
0- 2	0- 0	0- 0	NEUTRAL	0- 0	0- 1	0- 1				
0- 17	0- 5	0- 2	CONFERENCE	0- 4	0- 5	0- 1				
0- 8	0- 1	0- 2	HOME	0- 2	0- 3	0- 0				
0- 8	0- 4	0- 0	AWAY	0- 2	0- 1	0- 1				
0- 1	0- 0	0- 0	NEUTRAL	0- 0	0- 1	0- 0				

RPI 1-25				RPI 26-50				RPI 51-100				RPI 101+ Team's RPI: 251			
RPI	S	Opponent	Score	RPI	S	Opponent	Score	RPI	S	Opponent	Score	RPI	S	Opponent	Score
2	A	Notre Dame	52 71	28	H	Miami (FL)	49 83	53	H	North Carolina St.	57 71	106	N	Buffalo	51 61
4	H	South Carolina	41 67	50	H	Duke	43 72	58	A	Oregon	56 69	114	A	Virginia Tech	49 79
8	A	Syracuse	62 83					67	A	Maine	42 75	117	H	UNC Asheville	67 49
13	A	Florida St.	56 75					74	A	Georgia Tech	48 77	120	H	Boston College	64 67
13	H	Florida St.	40 85					74	H	Georgia Tech	63 76	132	H	Pittsburgh	56 59
16	A	Louisville	33 75					91	A	Virginia	48 65	133	H	Wake Forest	45 55
												133	N	Wake Forest	58 73
												151	A	North Carolina	56 72
												193	N	Butler	50 54
												218	H	William & Mary	41 58
												219	A	Furman	49 70
												280	A	Tennessee Tech	71 53
												287	H	Coastal Caro.	47 63
												288	H	Charleston So.	43 36
												290	H	Florida A&M	68 77
												293	H	South Carolina St.	63 54
LAST 12 Division I GAMES:															
133	N	Wake Forest	58 73	133	H	Wake Forest	45 55								
53	H	North Carolina St.	57 71	13	A	Florida St.	56 75								
2	A	Notre Dame	52 71	8	A	Syracuse	62 83								
91	A	Virginia	48 65	132	H	Pittsburgh	56 59								
120	H	Boston College	64 67	16	A	Louisville	33 75								
74	A	Georgia Tech	48 77	74	H	Georgia Tech	63 76								

Non-Div I Games:

Clemson

■ Loss,
 ■ Non-Conf, S Site,
 ■ Home
 ■ Away
 N Neutral

Average RPI Win: 222	WON-LOST	WINNING	LAST 10	STRENGTH OF	OPP. STRENGTH	TEAM	ADJ.	CONF.	ADJ CONF.
Average RPI Loss: 159	RECORD	PCT. RANK	GAMES	SCHEDULE	OF SCHEDULE	RPI	RPI	RPI	RPI
DIV. I ONLY	9- 20	273	5- 5	192	188	264	264	14	14
DIV. I NON-CONF.	3- 7	248	0- 0	325	283	318	318	17	17
TOTALS	RPI 1-25	RPI 26-50	W-L RECORDS	RPI 51-100	RPI 101-150	RPI 150+			
9- 20	0- 0	0- 2	OVERALL	0- 3	2- 5	7- 10			
6- 7	0- 0	0- 1	HOME	0- 1	1- 2	5- 3			
3- 10	0- 0	0- 1	AWAY	0- 1	1- 3	2- 5			
0- 3	0- 0	0- 0	NEUTRAL	0- 1	0- 0	0- 2			
3- 7	0- 0	0- 0	NON-CONFERENCE	0- 3	0- 1	3- 3			
2- 2	0- 0	0- 0	HOME	0- 1	0- 0	2- 1			
1- 3	0- 0	0- 0	AWAY	0- 1	0- 1	1- 1			
0- 2	0- 0	0- 0	NEUTRAL	0- 1	0- 0	0- 1			
6- 13	0- 0	0- 2	CONFERENCE	0- 0	2- 4	4- 7			
4- 5	0- 0	0- 1	HOME	0- 0	1- 2	3- 2			
2- 7	0- 0	0- 1	AWAY	0- 0	1- 2	1- 4			
0- 1	0- 0	0- 0	NEUTRAL	0- 0	0- 0	0- 1			

RPI S	Opponent	Score	RPI S	Opponent	Score	RPI S	Opponent	Score	RPI S	Opponent	Score	Team's RPI: 264
27	A Green Bay	53 71	27	H Green Bay	45 66	57	N Saint Louis	65 76	108	A Wright St.	64 81	
						82	A Belmont	58 76	108	H Wright St.	65 93	
						92	H Bucknell	57 59	124	A Toledo	53 66	
									129	A Youngstown St.	53 43	
									129	H Youngstown St.	75 68	
									141	A Milwaukee	58 59	
									141	H Milwaukee	46 62	
									155	A Northern Ky.	64 62	
									155	H Northern Ky.	51 83	
									155	N Northern Ky.	59 71	
									160	A Detroit	68 82	
									160	H Detroit	60 66	
									215	A Oakland	69 79	
									215	H Oakland	88 75	
									244	A Valparaiso	59 66	
									244	H Valparaiso	72 65	
									250	A Ill.-Chicago	62 80	
									250	H Ill.-Chicago	72 69	
									258	H Bowling Green	69 48	
									292	A Niagara	72 73	
									304	H FIU	64 57	
									310	N UNCG	51 55	
									318	A Kent St.	60 49	
									330	H Evansville	63 72	
LAST 12 Division I GAMES:												
155	N Northern Ky.	59 71	27	A Green Bay	53 71	141	A Milwaukee	58 59	215	H Oakland	88 75	
155	A Northern Ky.	64 62	141	A Milwaukee	58 59	160	H Detroit	60 66	108	H Wright St.	65 93	
108	A Wright St.	64 81	160	H Detroit	60 66	155	H Northern Ky.	51 83				
244	H Valparaiso	72 65										
250	H Ill.-Chicago	72 69										
129	A Youngstown St.	53 43										

Non-Div I Games:

Cleveland St.

■ Loss,
 ■ Non-Conf,
 ■ S Site,
 ■ Home
 ■ A Away
 N Neutral

Average RPI Win:	249	WON-LOST	WINNING	LAST 10	STRENGTH OF	OPP. STRENGTH	TEAM	ADJ.	CONF.	ADJ CONF.
Average RPI Loss:	209	RECORD	PCT. RANK	GAMES	SCHEDULE	OF SCHEDULE	RPI	RPI	RPI	RPI
DIV. I ONLY	9- 18	264	5- 5	294	309	287	287	25	25	
DIV. I NON-CONF.	2- 4	231	0- 0	277	241	264	264	29	29	
TOTALS	RPI 1-25	RPI 26-50	W-L RECORDS	RPI 51-100	RPI 101-150	RPI 150+				
9- 18	0- 0	0- 0	OVERALL	0- 1	1- 4	8- 13				
5- 6	0- 0	0- 0	HOME	0- 0	0- 2	5- 4				
4- 8	0- 0	0- 0	AWAY	0- 0	1- 1	3- 7				
0- 4	0- 0	0- 0	NEUTRAL	0- 1	0- 1	0- 2				
2- 4	0- 0	0- 0	NON-CONFERENCE	0- 1	0- 1	2- 2				
1- 0	0- 0	0- 0	HOME	0- 0	0- 0	1- 0				
1- 1	0- 0	0- 0	AWAY	0- 0	0- 0	1- 1				
0- 3	0- 0	0- 0	NEUTRAL	0- 1	0- 1	0- 1				
7- 14	0- 0	0- 0	CONFERENCE	0- 0	1- 3	6- 11				
4- 6	0- 0	0- 0	HOME	0- 0	0- 2	4- 4				
3- 7	0- 0	0- 0	AWAY	0- 0	1- 1	2- 6				
0- 1	0- 0	0- 0	NEUTRAL	0- 0	0- 0	0- 1				

RPI S	Opponent	Score	RPI S	Opponent	Score	RPI S	Opponent	Score	RPI S	Opponent	Score	Team's RPI: 287
						63 N	Hofstra	40 82	117 A	UNC Asheville	69 77	
									117 H	UNC Asheville	52 63	
									127 A	Liberty	58 51	
									127 H	Liberty	63 65	
									133 N	Wake Forest	52 81	
									178 A	Radford	45 61	
									178 H	Radford	36 49	
									187 A	Presbyterian	42 66	
									187 H	Presbyterian	60 47	
									198 N	Sacred Heart	62 71	
									213 A	Gardner-Webb	59 56	
									213 H	Gardner-Webb	51 61	
									251 A	Clemson	63 47	
									252 A	High Point	52 53	
									252 H	High Point	79 53	
									257 A	Campbell	52 73	
									257 H	Campbell	70 83	
									257 N	Campbell	64 67	
									262 A	Saint Francis (PA)	74 106	
									288 A	Charleston So.	73 62	
									288 H	Charleston So.	61 40	
									306 H	Wofford	83 69	
									315 A	Longwood	76 84	
									315 H	Longwood	48 56	
									328 A	Winthrop	43 52	
									328 H	Winthrop	76 59	
LAST 12 Division I GAMES:												
			257 N	Campbell	64 67		288 H	Charleston So.	61 40			
			328 H	Winthrop	76 59		328 A	Winthrop	43 52			
			315 A	Longwood	76 84		252 H	High Point	79 53			
			213 H	Gardner-Webb	51 61		117 A	UNC Asheville	69 77			
			187 H	Presbyterian	60 47		178 H	Radford	36 49			
			127 A	Liberty	58 51		257 A	Campbell	52 73			

Non-Div I Games: Allen 86 45 Warren Wilson 100 49 Mid-Atlantic Christ105 15

Coastal Caro.

Loss, Non-Conf, S Site, H Home A Away N Neutral

Average RPI Win:	248	WON-LOST	WINNING	LAST 10	STRENGTH OF	OPP. STRENGTH	TEAM	ADJ.	CONF.	ADJ CONF.
Average RPI Loss:	109	RECORD	PCT. RANK	GAMES	SCHEDULE	OF SCHEDULE	RPI	RPI	RPI	RPI
DIV. I ONLY	11- 20	255	2- 8	136	154	226	226	13	13	
DIV. I NON-CONF.	5- 6	178	0- 0	138	239	185	185	11	11	
TOTALS	RPI 1-25	RPI 26-50	W-L RECORDS	RPI 51-100	RPI 101-150	RPI 150+				
11- 20	0- 1	0- 4	OVERALL	1- 4	0- 4	10- 7				
7- 8	0- 1	0- 2	HOME	1- 1	0- 1	6- 3				
3- 11	0- 0	0- 1	AWAY	0- 3	0- 3	3- 4				
1- 1	0- 0	0- 1	NEUTRAL	0- 0	0- 0	1- 0				
5- 6	0- 1	0- 1	NON-CONFERENCE	0- 1	0- 2	5- 1				
4- 2	0- 1	0- 1	HOME	0- 0	0- 0	4- 0				
1- 4	0- 0	0- 0	AWAY	0- 1	0- 2	1- 1				
0- 0	0- 0	0- 0	NEUTRAL	0- 0	0- 0	0- 0				
6- 14	0- 0	0- 3	CONFERENCE	1- 3	0- 2	5- 6				
3- 6	0- 0	0- 1	HOME	1- 1	0- 1	2- 3				
2- 7	0- 0	0- 1	AWAY	0- 2	0- 1	2- 3				
1- 1	0- 0	0- 1	NEUTRAL	0- 0	0- 0	1- 0				

RPI 1-25				RPI 26-50				RPI 51-100				RPI 101+				Team's RPI: 226	
RPI	S	Opponent	Score	RPI	S	Opponent	Score	RPI	S	Opponent	Score	RPI	S	Opponent	Score		
16	H	Louisville	67 71	31	H	Western Ky.	44 78	63	A	Hofstra	54 66	101	A	Elon	41 52		
				34	A	James Madison	61 83	63	H	Hofstra	58 62	101	H	Elon	38 54		
				34	H	James Madison	46 76	90	A	Drexel	54 66	114	A	Virginia Tech	47 81		
				34	N	James Madison	50 53	90	H	Drexel	49 46	119	A	Mercer	58 66		
								100	A	Charlotte	61 89	152	A	Weber St.	50 42		
												153	A	Boise St.	38 61		
												154	A	Northeastern	66 78		
												154	H	Northeastern	49 52		
												157	A	Delaware	55 72		
												157	H	Delaware	47 63		
												218	A	William & Mary	55 51		
												218	H	William & Mary	40 66		
												253	H	Appalachian St.	60 50		
												276	A	UNCW	64 53		
												276	H	UNCW	68 24		
												276	N	UNCW	71 62		
												283	H	Houston	55 48		
												286	A	Towson	51 62		
												286	H	Towson	67 55		
												288	H	Charleston So.	81 66		
												328	H	Winthrop	77 63		
LAST 12 Division I GAMES:																	
				34	N	James Madison	50 53	218	H	William & Mary	40 66						
				276	N	UNCW	71 62	101	H	Elon	38 54						
				34	H	James Madison	46 76	286	A	Towson	51 62						
				276	H	UNCW	68 24	157	A	Delaware	55 72						
				63	A	Hofstra	54 66	90	H	Drexel	49 46						
				154	A	Northeastern	66 78	154	H	Northeastern	49 52						

Non-Div I Games:

Col. of Charleston

■ Loss,
 ■ Non-Conf,
 ■ S Site,
 ■ H Home
 ■ A Away
 N Neutral

Average RPI Win: 300	WON-LOST	WINNING	LAST 10	STRENGTH OF	OPP. STRENGTH	TEAM	ADJ.	CONF.	ADJ CONF.
Average RPI Loss: 174	RECORD	PCT. RANK	GAMES	SCHEDULE	OF SCHEDULE	RPI	RPI	RPI	RPI
DIV. I ONLY	7- 23	302	3- 7	195	283	295	295	26	26
DIV. I NON-CONF.	2- 8	288	0- 0	134	149	252	252	28	28
TOTALS	RPI 1-25	RPI 26-50	W-L RECORDS	RPI 51-100	RPI 101-150	RPI 150+			
7- 23	0- 2	0- 1	OVERALL	0- 5	0- 1	7- 14			
4- 11	0- 1	0- 1	HOME	0- 2	0- 1	4- 6			
3- 12	0- 1	0- 0	AWAY	0- 3	0- 0	3- 8			
0- 0	0- 0	0- 0	NEUTRAL	0- 0	0- 0	0- 0			
2- 8	0- 2	0- 1	NON-CONFERENCE	0- 0	0- 1	2- 4			
1- 4	0- 1	0- 1	HOME	0- 0	0- 1	1- 1			
1- 4	0- 1	0- 0	AWAY	0- 0	0- 0	1- 3			
0- 0	0- 0	0- 0	NEUTRAL	0- 0	0- 0	0- 0			
5- 15	0- 0	0- 0	CONFERENCE	0- 5	0- 0	5- 10			
3- 7	0- 0	0- 0	HOME	0- 2	0- 0	3- 5			
2- 8	0- 0	0- 0	AWAY	0- 3	0- 0	2- 5			
0- 0	0- 0	0- 0	NEUTRAL	0- 0	0- 0	0- 0			

RPI 1-25				RPI 26-50				RPI 51-100				RPI 101+ Team's RPI: 295			
RPI	S	Opponent	Score	RPI	S	Opponent	Score	RPI	S	Opponent	Score	RPI	S	Opponent	Score
1	H	UConn	50 94	30	H	St. Bonaventure	38 62	60	A	Army West Point	55 67	128	H	Gonzaga	50 80
23	A	DePaul	46 96					60	A	Army West Point	62 89	176	A	Cornell	60 73
								60	H	Army West Point	55 78	204	A	Loyola Maryland	38 55
								92	A	Bucknell	60 79	204	H	Loyola Maryland	49 65
								92	H	Bucknell	51 71	214	A	Lehigh	74 83
												214	H	Lehigh	82 72
												223	A	Binghamton	56 63
												232	H	Siena	52 50
												238	A	Navy	41 51
												238	H	Navy	58 62
												246	H	Monmouth	80 86
												254	A	Holy Cross	61 70
												254	H	Holy Cross	71 80
												274	A	American	56 64
												274	H	American	37 49
												318	A	Kent St.	71 76
												324	A	LIU Brooklyn	63 53
												329	A	Lafayette	72 59
												329	H	Lafayette	70 55
												329	H	Lafayette	80 68
												344	A	Boston U.	72 63
												344	H	Boston U.	58 71
LAST 12 Division I GAMES:															
60	A	Army West Point	62 89	344	H	Boston U.	58 71	92	A	Bucknell	60 79	60	H	Army West Point	55 78
329	H	Lafayette	80 68	238	H	Navy	58 62	254	A	Holy Cross	61 70	274	A	American	56 64
214	H	Lehigh	82 72												
329	H	Lafayette	70 55												
214	A	Lehigh	74 83												
204	A	Loyola Maryland	38 55												

Non-Div I Games:

Colgate

■ Loss,
 ■ Non-Conf,
 ■ S Site,
 ■ H Home
 ■ A Away
 N Neutral

Colorado

Through Games Of April 5, 2016

Average RPI Win:	185	WON-LOST	WINNING	LAST 10	STRENGTH OF	OPP. STRENGTH	TEAM	ADJ.	CONF.	ADJ CONF.
Average RPI Loss:	55	RECORD	PCT. RANK	GAMES	SCHEDULE	OF SCHEDULE	RPI	RPI	RPI	RPI
DIV. I ONLY	7- 23	302	2- 8	21	17	195	195	1	1	
DIV. I NON-CONF.	5- 6	178	0- 0	85	197	172	172	1	1	
TOTALS	RPI 1-25	RPI 26-50	W-L RECORDS	RPI 51-100	RPI 101-150	RPI 150+				
7- 23	0- 10	0- 3	OVERALL	2- 7	0- 2	5- 1				
7- 9	0- 4	0- 2	HOME	2- 3	0- 0	5- 0				
0- 13	0- 5	0- 1	AWAY	0- 4	0- 2	0- 1				
0- 1	0- 1	0- 0	NEUTRAL	0- 0	0- 0	0- 0				
5- 6	0- 1	0- 3	NON-CONFERENCE	0- 0	0- 1	5- 1				
5- 2	0- 0	0- 2	HOME	0- 0	0- 0	5- 0				
0- 4	0- 1	0- 1	AWAY	0- 0	0- 1	0- 1				
0- 0	0- 0	0- 0	NEUTRAL	0- 0	0- 0	0- 0				
2- 17	0- 9	0- 0	CONFERENCE	2- 7	0- 1	0- 0				
2- 7	0- 4	0- 0	HOME	2- 3	0- 0	0- 0				
0- 9	0- 4	0- 0	AWAY	0- 4	0- 1	0- 0				
0- 1	0- 1	0- 0	NEUTRAL	0- 0	0- 0	0- 0				

RPI	S	Opponent	Score	RPI	S	Opponent	Score	RPI	S	Opponent	Score	RPI	S	Opponent	Score	Team's RPI: 195
5	A	Oregon St.	50 73	29	H	Florida	61 83	56	H	Southern California	66 63	126	A	Arizona	52 63	
5	H	Oregon St.	47 61	39	H	Missouri	75 79	58	A	Oregon	70 77	136	A	Long Beach St.	42 59	
7	A	Stanford	56 71	48	A	Colorado St.	63 64	58	H	Oregon	46 59	185	H	Northern Colo.	63 41	
7	H	Stanford	49 80					73	A	Utah	55 71	187	H	Presbyterian	72 60	
9	H	UCLA	64 82					73	H	Utah	68 76	225	H	Massachusetts	90 63	
12	A	Arizona St.	37 64					84	A	California	35 64	247	H	Loyola Marymount	92 81	
14	A	Kentucky	61 86					84	H	California	78 57	259	A	Wyoming	68 77	
15	A	Washington	47 68					93	A	Washington St.	70 83	309	H	Northern Ariz.	90 66	
15	H	Washington	74 76					93	H	Washington St.	66 74					
15	N	Washington	51 67													
LAST 12 Division I GAMES:																
15	N	Washington	51 67	5	A	Oregon St.	50 73									
15	A	Washington	47 68	73	H	Utah	68 76									
93	A	Washington St.	70 83	73	A	Utah	55 71									
84	H	California	78 57	56	H	Southern California	66 63									
7	H	Stanford	49 80	9	H	UCLA	64 82									
58	A	Oregon	70 77	5	H	Oregon St.	47 61									

Non-Div I Games:

Colorado

■ Loss,
 ■ Non-Conf,
 ■ S Site,
 ■ H Home
 ■ A Away
 N Neutral

Average RPI Win:	221	WON-LOST	WINNING	LAST 10	STRENGTH OF	OPP. STRENGTH	TEAM	ADJ.	CONF.	ADJ CONF.
Average RPI Loss:	26	RECORD	PCT. RANK	GAMES	SCHEDULE	OF SCHEDULE	RPI	RPI	RPI	RPI
DIV. I ONLY	29- 2	5	9- 1	257	198	48	48	20	20	
DIV. I NON-CONF.	8- 2	34	0- 1	208	131	68	68	21	21	
TOTALS	RPI 1-25	RPI 26-50	W-L RECORDS	RPI 51-100	RPI 101-150	RPI 150+				
29- 2	1- 1	0- 1	OVERALL	2- 0	0- 0	26- 0				
13- 0	1- 0	0- 0	HOME	1- 0	0- 0	11- 0				
12- 1	0- 0	0- 1	AWAY	0- 0	0- 0	12- 0				
4- 1	0- 1	0- 0	NEUTRAL	1- 0	0- 0	3- 0				
8- 2	1- 1	0- 1	NON-CONFERENCE	0- 0	0- 0	7- 0				
4- 0	1- 0	0- 0	HOME	0- 0	0- 0	3- 0				
3- 1	0- 0	0- 1	AWAY	0- 0	0- 0	3- 0				
1- 1	0- 1	0- 0	NEUTRAL	0- 0	0- 0	1- 0				
21- 0	0- 0	0- 0	CONFERENCE	2- 0	0- 0	19- 0				
9- 0	0- 0	0- 0	HOME	1- 0	0- 0	8- 0				
9- 0	0- 0	0- 0	AWAY	0- 0	0- 0	9- 0				
3- 0	0- 0	0- 0	NEUTRAL	1- 0	0- 0	2- 0				

RPI 1-25				RPI 26-50				Team's RPI: 48				RPI 51-100				RPI 101+			
RPI	S	Opponent	Score	RPI	S	Opponent	Score	RPI	S	Opponent	Score	RPI	S	Opponent	Score	RPI	S	Opponent	Score
20	N	South Fla.	45 48	32	A	Penn	48 49	97	H	Fresno St.	68 55	153	A	Boise St.	83 51				
22	H	BYU	61 55					97	N	Fresno St.	55 54	153	H	Boise St.	68 64				
												172	A	New Mexico	49 48				
												172	N	New Mexico	60 42				
												173	H	Montana	75 43				
												185	A	Northern Colo.	62 46				
												195	H	Colorado	64 63				
												201	A	San Jose St.	80 78				
												201	H	San Jose St.	76 54				
												212	A	UNLV	64 56				
												212	H	UNLV	83 52				
												235	A	Utah St.	69 49				
												235	H	Utah St.	91 64				
												238	A	Navy	82 73				
												242	A	San Diego St.	60 57				
												242	H	San Diego St.	70 54				
												242	N	San Diego St.	53 41				
												255	N	Morgan St.	54 36				
												259	A	Wyoming	62 57				
												259	H	Wyoming	63 42				
												300	A	Denver	74 46				
												326	A	Nevada	64 37				
												326	H	Nevada	74 56				
												332	H	Incarnate Word	60 37				
												342	A	Air Force	81 48				
												342	H	Air Force	71 47				
LAST 12 Division I GAMES:																			
20	N	South Fla.	45 48	326	H	Nevada	74 56												
97	N	Fresno St.	55 54	172	A	New Mexico	49 48												
172	N	New Mexico	60 42	259	A	Wyoming	62 57												
242	N	San Diego St.	53 41	235	H	Utah St.	91 64												
342	A	Air Force	81 48	212	H	UNLV	83 52												
97	H	Fresno St.	68 55	153	A	Boise St.	83 51												

Non-Div I Games: Okla. Panhandle 90 45 Western St. 84 42

Colorado St.

Loss, Non-Conf, S Site, H Home A Away N Neutral

Average RPI Win:	269	WON-LOST	WINNING	LAST 10	STRENGTH OF	OPP. STRENGTH	TEAM	ADJ.	CONF.	ADJ CONF.
Average RPI Loss:	132	RECORD	PCT. RANK	GAMES	SCHEDULE	OF SCHEDULE	RPI	RPI	RPI	RPI
DIV. I ONLY	11- 17	238	1- 9	228	202	249	249	10	10	
DIV. I NON-CONF.	10- 4	74	0- 0	324	331	169	169	12	12	
TOTALS	RPI 1-25	RPI 26-50	W-L RECORDS	RPI 51-100	RPI 101-150	RPI 150+				
11- 17	0- 1	0- 4	OVERALL	0- 0	0- 3	11- 9				
7- 7	0- 0	0- 2	HOME	0- 0	0- 1	7- 4				
4- 9	0- 1	0- 2	AWAY	0- 0	0- 1	4- 5				
0- 1	0- 0	0- 0	NEUTRAL	0- 0	0- 1	0- 0				
10- 4	0- 1	0- 0	NON-CONFERENCE	0- 0	0- 1	10- 2				
6- 1	0- 0	0- 0	HOME	0- 0	0- 0	6- 1				
4- 2	0- 1	0- 0	AWAY	0- 0	0- 0	4- 1				
0- 1	0- 0	0- 0	NEUTRAL	0- 0	0- 1	0- 0				
1- 13	0- 0	0- 4	CONFERENCE	0- 0	0- 2	1- 7				
1- 6	0- 0	0- 2	HOME	0- 0	0- 1	1- 3				
0- 7	0- 0	0- 2	AWAY	0- 0	0- 1	0- 4				
0- 0	0- 0	0- 0	NEUTRAL	0- 0	0- 0	0- 0				

RPI 1-25			RPI 26-50			RPI 51-100			RPI 101+			Team's RPI: 249
RPI	S	Opponent	Score	RPI	S	Opponent	Score	RPI	S	Opponent	Score	Score
12	A	Arizona St.	49 70	32	A	Penn	51 71	102	A	Harvard	54 84	
				32	H	Penn	42 60	102	H	Harvard	66 69	
				46	A	Princeton	54 86	124	N	Toledo	75 88	
				46	H	Princeton	48 77	158	H	Stony Brook	71 79	
								162	A	Yale	49 67	
								162	H	Yale	77 71	
								176	A	Cornell	73 84	
								176	H	Cornell	59 66	
								182	A	UMBC	70 68	
								204	H	Loyola Maryland	63 53	
								211	A	Brown	64 91	
								211	H	Brown	63 73	
								216	A	Rhode Island	56 57	
								220	A	Dartmouth	53 63	
								220	H	Dartmouth	73 76	
								223	H	Binghamton	71 64	
								262	H	Saint Francis (PA)	82 78	
								277	H	Vermont	73 56	
								314	A	Fairleigh Dickinson	87 83	
								323	A	UMass Lowell	67 57	
								324	A	LIU Brooklyn	84 74	
								341	H	NJIT	72 52	
								343	H	Wagner	67 48	
LAST 12 Division I GAMES:												
162	A	Yale	49 67	46	A	Princeton	54 86					
211	A	Brown	64 91	32	A	Penn	51 71					
32	H	Penn	42 60	211	H	Brown	63 73					
46	H	Princeton	48 77	162	H	Yale	77 71					
220	A	Dartmouth	53 63	102	H	Harvard	66 69					
102	A	Harvard	54 84	220	H	Dartmouth	73 76					

Non-Div I Games: Central Penn 102 18

Columbia

■ Loss,
 ■ Non-Conf, S Site,
 ■ Home
 ■ Away
 N Neutral

Average RPI Win: 235	WON-LOST	WINNING	LAST 10	STRENGTH OF	OPP. STRENGTH	TEAM	ADJ.	CONF.	ADJ CONF.
Average RPI Loss: 134	RECORD	PCT. RANK	GAMES	SCHEDULE	OF SCHEDULE	RPI	RPI	RPI	RPI
DIV. I ONLY	14- 14	164	3- 7	191	182	176	176	10	10
DIV. I NON-CONF.	8- 6	132	0- 0	303	308	203	203	12	12
TOTALS	RPI 1-25	RPI 26-50	W-L RECORDS	RPI 51-100	RPI 101-150	RPI 150+			
14- 14	0- 1	1- 3	OVERALL	0- 0	0- 4	13- 6			
11- 3	0- 0	1- 1	HOME	0- 0	0- 1	10- 1			
3- 11	0- 1	0- 2	AWAY	0- 0	0- 3	3- 5			
0- 0	0- 0	0- 0	NEUTRAL	0- 0	0- 0	0- 0			
8- 6	0- 1	0- 0	NON-CONFERENCE	0- 0	0- 2	8- 3			
6- 1	0- 0	0- 0	HOME	0- 0	0- 0	6- 1			
2- 5	0- 1	0- 0	AWAY	0- 0	0- 2	2- 2			
0- 0	0- 0	0- 0	NEUTRAL	0- 0	0- 0	0- 0			
6- 8	0- 0	1- 3	CONFERENCE	0- 0	0- 2	5- 3			
5- 2	0- 0	1- 1	HOME	0- 0	0- 1	4- 0			
1- 6	0- 0	0- 2	AWAY	0- 0	0- 1	1- 3			
0- 0	0- 0	0- 0	NEUTRAL	0- 0	0- 0	0- 0			

RPI 1-25				RPI 26-50				RPI 51-100				RPI 101+ Team's RPI: 176			
RPI	S	Opponent	Score	RPI	S	Opponent	Score	RPI	S	Opponent	Score	RPI	S	Opponent	Score
7	A	Stanford	38 93	32	A	Penn	50 65					102	A	Harvard	63 68
				32	H	Penn	51 46					102	H	Harvard	56 65
				46	A	Princeton	51 71					106	A	Buffalo	41 59
				46	H	Princeton	57 94					131	A	Marshall	47 73
												158	H	Stony Brook	49 58
												162	A	Yale	38 56
												162	H	Yale	74 63
												202	H	Fairfield	59 35
												211	A	Brown	69 91
												211	H	Brown	85 70
												220	A	Dartmouth	52 60
												220	H	Dartmouth	71 58
												221	A	Hartford	50 53
												223	H	Binghamton	64 57
												237	A	Bryant	70 62
												249	A	Columbia	66 59
												249	H	Columbia	84 73
												262	H	Saint Francis (PA)	75 69
												286	H	Towson	88 60
												295	H	Colgate	73 60
												321	H	Delaware St.	71 62
												327	A	Howard	74 76
												340	A	Cal St. Fullerton	59 47
LAST 12 Division I GAMES:															
211	A	Brown	69 91	32	A	Penn	50 65								
162	A	Yale	38 56	46	A	Princeton	51 71								
46	H	Princeton	57 94	162	H	Yale	74 63								
32	H	Penn	51 46	211	H	Brown	85 70								
102	A	Harvard	63 68	220	H	Dartmouth	71 58								
220	A	Dartmouth	52 60	102	H	Harvard	56 65								

Non-Div I Games:

Cornell

■ Loss,
 ■ Non-Conf, S Site,
 ■ Home
 ■ Away
 N Neutral

Creighton

Through Games Of April 5, 2016

Average RPI Win:	153	WON-LOST	WINNING	LAST 10	STRENGTH OF	OPP. STRENGTH	TEAM	ADJ.	CONF.	ADJ CONF.
Average RPI Loss:	95	RECORD	PCT. RANK	GAMES	SCHEDULE	OF SCHEDULE	RPI	RPI	RPI	RPI
DIV. I ONLY	17- 18	172	5- 5	76	77	118	118	6	6	
DIV. I NON-CONF.	6- 7	173	0- 1	98	109	132	132	6	6	
TOTALS	RPI 1-25	RPI 26-50	W-L RECORDS	RPI 51-100	RPI 101-150	RPI 150+				
17- 18	0- 2	1- 4	OVERALL	5- 3	2- 6	9- 3				
8- 5	0- 1	0- 2	HOME	2- 1	1- 1	5- 0				
4- 11	0- 1	0- 2	AWAY	2- 1	0- 4	2- 3				
5- 2	0- 0	1- 0	NEUTRAL	1- 1	1- 1	2- 0				
6- 7	0- 0	0- 2	NON-CONFERENCE	1- 1	1- 3	4- 1				
3- 1	0- 0	0- 1	HOME	1- 0	0- 0	2- 0				
1- 5	0- 0	0- 1	AWAY	0- 1	0- 2	1- 1				
2- 1	0- 0	0- 0	NEUTRAL	0- 0	1- 1	1- 0				
11- 11	0- 2	1- 2	CONFERENCE	4- 2	1- 3	5- 2				
5- 4	0- 1	0- 1	HOME	1- 1	1- 1	3- 0				
3- 6	0- 1	0- 1	AWAY	2- 0	0- 2	1- 2				
3- 1	0- 0	1- 0	NEUTRAL	1- 1	0- 0	1- 0				

RPI 1-25				RPI 26-50				RPI 51-100				RPI 101+ Team's RPI: 118			
RPI	S	Opponent	Score	RPI	S	Opponent	Score	RPI	S	Opponent	Score	RPI	S	Opponent	Score
23	A	DePaul	63 81	37	A	South Dakota	68 74	52	A	St. John's (NY)	64 57	105	A	Marquette	72 79
23	H	DePaul	52 78	44	H	South Dakota St.	51 53	52	H	St. John's (NY)	55 66	105	H	Marquette	83 81
				47	A	Seton Hall	71 77	52	N	St. John's (NY)	37 50	107	A	Drake	72 81
				47	H	Seton Hall	82 86	65	A	Villanova	65 62	109	N	Northwestern	52 75
				47	N	Seton Hall	77 56	65	H	Villanova	53 48	110	A	Georgetown	57 69
								65	N	Villanova	57 48	110	H	Georgetown	44 57
								73	A	Utah	58 74	111	A	Nebraska	63 65
								85	H	UNI	69 61	146	N	East Carolina	91 66
												165	H	Marist	89 46
												170	A	Xavier	55 57
												170	H	Xavier	74 47
												174	N	Eastern Wash.	66 60
												193	A	Butler	52 42
												193	H	Butler	77 49
												222	A	Kansas	54 67
												236	A	Omaha	69 46
												267	A	Providence	59 61
												267	H	Providence	72 48
												267	N	Providence	70 53
												301	H	Wichita St.	79 54
LAST 12 Division I GAMES:															
				37	A	South Dakota	68 74	47	A	Seton Hall	71 77				
				52	N	St. John's (NY)	37 50	23	H	DePaul	52 78				
				47	N	Seton Hall	77 56	105	H	Marquette	83 81				
				65	N	Villanova	57 48	267	A	Providence	59 61				
				267	N	Providence	70 53	170	A	Xavier	55 57				
				52	A	St. John's (NY)	64 57	193	A	Butler	52 42				

Non-Div I Games:

Creighton

Loss, Non-Conf, S Site, H Home A Away N Neutral

Average RPI Win: 234	WON-LOST	WINNING	LAST 10	STRENGTH OF	OPP. STRENGTH	TEAM	ADJ.	CONF.	ADJ CONF.
Average RPI Loss: 141	RECORD	PCT. RANK	GAMES	SCHEDULE	OF SCHEDULE	RPI	RPI	RPI	RPI
DIV. I ONLY	12- 18	231	5- 5	187	178	220	220	10	10
DIV. I NON-CONF.	5- 11	244	0- 0	312	291	293	293	12	12
TOTALS	RPI 1-25	RPI 26-50	W-L RECORDS	RPI 51-100	RPI 101-150	RPI 150+			
12- 18	0- 1	0- 4	OVERALL	0- 2	1- 3	11- 8			
5- 9	0- 0	0- 2	HOME	0- 1	0- 1	5- 5			
7- 7	0- 1	0- 2	AWAY	0- 1	1- 0	6- 3			
0- 2	0- 0	0- 0	NEUTRAL	0- 0	0- 2	0- 0			
5- 11	0- 1	0- 0	NON-CONFERENCE	0- 2	0- 2	5- 6			
2- 5	0- 0	0- 0	HOME	0- 1	0- 0	2- 4			
3- 4	0- 1	0- 0	AWAY	0- 1	0- 0	3- 2			
0- 2	0- 0	0- 0	NEUTRAL	0- 0	0- 2	0- 0			
7- 7	0- 0	0- 4	CONFERENCE	0- 0	1- 1	6- 2			
3- 4	0- 0	0- 2	HOME	0- 0	0- 1	3- 1			
4- 3	0- 0	0- 2	AWAY	0- 0	1- 0	3- 1			
0- 0	0- 0	0- 0	NEUTRAL	0- 0	0- 0	0- 0			

RPI 1-25				RPI 26-50				RPI 51-100				RPI 101+				Team's RPI: 220	
RPI	S	Opponent	Score	RPI	S	Opponent	Score	RPI	S	Opponent	Score	RPI	S	Opponent	Score		
16	A	Louisville	52 94	32	A	Penn	50 65	67	H	Maine	41 59	102	A	Harvard	70 64		
				32	H	Penn	41 56	90	A	Drexel	53 69	102	H	Harvard	43 56		
				46	A	Princeton	42 68					125	N	Jacksonville	44 51		
				46	H	Princeton	48 85					148	N	McNeese St.	56 78		
												162	A	Yale	68 63		
												162	H	Yale	62 65		
												176	A	Cornell	58 71		
												176	H	Cornell	60 52		
												211	A	Brown	63 50		
												211	H	Brown	60 56		
												215	A	Oakland	60 78		
												216	H	Rhode Island	41 57		
												221	A	Hartford	43 36		
												240	H	New Hampshire	57 61		
												249	A	Columbia	76 73		
												249	H	Columbia	63 53		
												254	A	Holy Cross	60 54		
												274	H	American	41 45		
												275	A	Central Conn. St.	55 59		
												277	H	Vermont	54 56		
												292	H	Niagara	60 47		
												341	A	NJIT	46 39		
												344	H	Boston U.	72 52		
LAST 12 Division I GAMES:																	
				46	A	Princeton	42 68					211	A	Brown	63 50		
				32	A	Penn	50 65					162	A	Yale	68 63		
				162	H	Yale	62 65					32	H	Penn	41 56		
				211	H	Brown	60 56					46	H	Princeton	48 85		
				249	H	Columbia	63 53					176	A	Cornell	58 71		
				176	H	Cornell	60 52					249	A	Columbia	76 73		

Non-Div I Games:

Dartmouth

■ Loss,
 ■ Non-Conf,
 ■ S Site,
 ■ Home
 ■ A Away
 N Neutral

RPI 1-25				RPI 26-50				RPI 51-100				RPI 101+ Team's RPI: 196			
RPI	S	Opponent	Score	RPI	S	Opponent	Score	RPI	S	Opponent	Score	RPI	S	Opponent	Score
18	H	Michigan St.	44 73	30	H	St. Bonaventure	47 59	53	A	North Carolina St.	42 58	123	A	Saint Joseph's	54 87
19	H	Duquesne	62 77	33	H	George Washington	60 79	57	A	Saint Louis	51 88	133	A	Wake Forest	58 77
				34	A	James Madison	45 87	57	H	Saint Louis	50 79	163	A	Fordham	40 51
								80	A	VCU	56 50	163	H	Fordham	69 51
								80	H	VCU	59 74	166	H	ETSU	58 65
								88	A	Dayton	66 77	171	H	George Mason	68 63
								100	H	Charlotte	88 99	178	A	Radford	68 79
												200	A	Richmond	67 59
												200	N	Richmond	51 70
												216	A	Rhode Island	62 78
												219	A	Furman	69 51
												225	H	Massachusetts	62 66
												252	A	High Point	62 60
												258	N	Bowling Green	60 56
												276	A	UNCW	77 50
												281	A	La Salle	66 58
												293	H	South Carolina St.	63 51
												301	H	Western Caro.	64 51
LAST 12 Division I GAMES:															
				200	N	Richmond	51 70	19	H	Duquesne	62 77				
				80	H	VCU	59 74	171	H	George Mason	68 63				
				123	A	Saint Joseph's	54 87	88	A	Dayton	66 77				
				225	H	Massachusetts	62 66	33	H	George Washington	60 79				
				57	A	Saint Louis	51 88	216	A	Rhode Island	62 78				
				200	A	Richmond	67 59	163	H	Fordham	69 51				

Non-Div I Games:

Average RPI Win: 146	WON-LOST	WINNING	LAST 10	STRENGTH OF	OPP. STRENGTH	TEAM	ADJ.	CONF.	ADJ CONF.
Average RPI Loss: 66	RECORD	PCT. RANK	GAMES	SCHEDULE	OF SCHEDULE	RPI	RPI	RPI	RPI
DIV. I ONLY	14- 15	179	4- 6	23	72	88	88	8	8
DIV. I NON-CONF.	7- 5	128	0- 1	12	12	32	32	8	8
TOTALS	RPI 1-25	RPI 26-50	W-L RECORDS	RPI 51-100	RPI 101-150	RPI 150+			
14- 15	1- 3	1- 5	OVERALL	2- 4	2- 1	8- 2			
7- 6	0- 1	1- 2	HOME	1- 2	0- 1	5- 0			
5- 7	0- 1	0- 3	AWAY	0- 2	2- 0	3- 1			
2- 2	1- 1	0- 0	NEUTRAL	1- 0	0- 0	0- 1			
7- 5	1- 1	1- 2	NON-CONFERENCE	2- 1	1- 1	2- 0			
4- 1	0- 0	1- 0	HOME	1- 0	0- 1	2- 0			
1- 3	0- 0	0- 2	AWAY	0- 1	1- 0	0- 0			
2- 1	1- 1	0- 0	NEUTRAL	1- 0	0- 0	0- 0			
7- 10	0- 2	0- 3	CONFERENCE	0- 3	1- 0	6- 2			
3- 5	0- 1	0- 2	HOME	0- 2	0- 0	3- 0			
4- 4	0- 1	0- 1	AWAY	0- 1	1- 0	3- 1			
0- 1	0- 0	0- 0	NEUTRAL	0- 0	0- 0	0- 1			

RPI 1-25				RPI 26-50				RPI 51-100 Team's RPI: 88				RPI 101+			
RPI	S	Opponent	Score	RPI	S	Opponent	Score	RPI	S	Opponent	Score	RPI	S	Opponent	Score
7	N	Stanford	66 74	27	A	Green Bay	52 68	57	A	Saint Louis	56 70	123	A	Saint Joseph's	71 61
16	N	Louisville	79 66	30	H	St. Bonaventure	54 59	57	H	Saint Louis	52 55	124	A	Toledo	83 57
19	A	Duquesne	58 89	31	A	Western Ky.	72 89	67	N	Maine	58 37	128	H	Gonzaga	47 57
19	H	Duquesne	72 76	33	A	George Washington	62 72	72	A	Purdue	58 61	162	H	Yale	81 75
				33	H	George Washington	61 62	77	H	Vanderbilt	81 56	163	H	Fordham	77 55
				46	H	Princeton	85 81	80	H	VCU	72 74	171	H	George Mason	81 58
												171	N	George Mason	62 66
												196	H	Davidson	77 66
												200	A	Richmond	60 48
												203	H	Wisconsin	87 64
												216	A	Rhode Island	67 53
												225	A	Massachusetts	69 76
												281	A	La Salle	67 51
LAST 12 Division I GAMES:															
		31	A	Western Ky.	72	89		33	A	George Washington	62	72			
		171	N	George Mason	62	66		171	H	George Mason	81	58			
		163	H	Fordham	77	55		216	A	Rhode Island	67	53			
		57	H	Saint Louis	52	55		196	H	Davidson	77	66			
		19	H	Duquesne	72	76		281	A	La Salle	67	51			
		225	A	Massachusetts	69	76		123	A	Saint Joseph's	71	61			

Non-Div I Games:

Dayton

■ Loss,
■ Non-Conf,
■ S Site,
■ H Home
■ A Away
N Neutral

Average RPI Win:	137	WON-LOST	WINNING	LAST 10	STRENGTH OF	OPP. STRENGTH	TEAM	ADJ.	CONF.	ADJ CONF.
Average RPI Loss:	45	RECORD	PCT. RANK	GAMES	SCHEDULE	OF SCHEDULE	RPI	RPI	RPI	RPI
DIV. I ONLY	27- 9	39	8- 2	26	64	23	23	6	6	
DIV. I NON-CONF.	10- 6	108	2- 1	9	20	23	23	6	6	
TOTALS	RPI 1-25	RPI 26-50	W-L RECORDS	RPI 51-100	RPI 101-150	RPI 150+				
27- 9	2- 4	4- 2	OVERALL	3- 2	8- 0	10- 1				
14- 5	0- 1	2- 1	HOME	1- 2	4- 0	7- 1				
12- 3	2- 2	1- 1	AWAY	2- 0	4- 0	3- 0				
1- 1	0- 1	1- 0	NEUTRAL	0- 0	0- 0	0- 0				
10- 6	2- 4	3- 1	NON-CONFERENCE	0- 0	2- 0	3- 1				
6- 2	0- 1	2- 0	HOME	0- 0	1- 0	3- 1				
3- 3	2- 2	0- 1	AWAY	0- 0	1- 0	0- 0				
1- 1	0- 1	1- 0	NEUTRAL	0- 0	0- 0	0- 0				
17- 3	0- 0	1- 1	CONFERENCE	3- 2	6- 0	7- 0				
8- 3	0- 0	0- 1	HOME	1- 2	3- 0	4- 0				
9- 0	0- 0	1- 0	AWAY	2- 0	3- 0	3- 0				
0- 0	0- 0	0- 0	NEUTRAL	0- 0	0- 0	0- 0				

RPI	S	Opponent	Score	RPI	S	Opponent	Score	RPI	S	Opponent	Score	RPI	S	Opponent	Score
1	H	UConn	70 86	30	H	St. Bonaventure	77 54	52	A	St. John's (NY)	71 61	105	A	Marquette	98 65
2	A	Notre Dame	90 95	34	N	James Madison	97 67	52	H	St. John's (NY)	77 71	105	H	Marquette	91 86
3	A	Baylor	72 86	43	H	Indiana	84 69	52	H	St. John's (NY)	66 75	109	A	Northwestern	77 64
5	N	Oregon St.	71 83	44	A	South Dakota St.	79 88	65	A	Villanova	75 47	110	A	Georgetown	80 66
16	A	Louisville	73 72	47	A	Seton Hall	86 74	65	H	Villanova	60 64	110	H	Georgetown	75 53
25	A	Texas A&M	80 66	47	H	Seton Hall	74 83					118	A	Creighton	78 52
LAST 12 Division I GAMES:															
5	N	Oregon St.	71 83	118	A	Creighton	78 52	183	H	Loyola Chicago	75 88	193	A	Butler	61 54
16	A	Louisville	73 72	267	A	Providence	91 68	193	H	Butler	102 63	193	H	Butler	76 49
34	N	James Madison	97 67	193	H	Butler	102 63	267	A	Providence	96 50	295	H	Colgate	96 46
52	H	St. John's (NY)	66 75	170	H	Xavier	82 52	322	H	Illinois St.	89 41	345	H	Chicago St.	88 42
193	H	Butler	76 49	110	A	Georgetown	80 66								
105	A	Marquette	98 65	65	A	Villanova	75 47								

Non-Div I Games:

DePaul

Delaware

Through Games Of April 5, 2016

Average RPI Win: 224	WON-LOST	WINNING	LAST 10	STRENGTH OF	OPP. STRENGTH	TEAM	ADJ.	CONF.	ADJ CONF.
Average RPI Loss: 106	RECORD	PCT. RANK	GAMES	SCHEDULE	OF SCHEDULE	RPI	RPI	RPI	RPI
DIV. I ONLY	16- 15	158	5- 5	193	137	157	157	13	13
DIV. I NON-CONF.	5- 6	178	0- 0	313	207	228	228	11	11
TOTALS	RPI 1-25	RPI 26-50	W-L RECORDS	RPI 51-100	RPI 101-150	RPI 150+			
16- 15	0- 0	0- 3	OVERALL	1- 4	1- 4	14- 4			
8- 4	0- 0	0- 1	HOME	1- 1	0- 2	7- 0			
6- 9	0- 0	0- 1	AWAY	0- 3	0- 2	6- 3			
2- 2	0- 0	0- 1	NEUTRAL	0- 0	1- 0	1- 1			
5- 6	0- 0	0- 0	NON-CONFERENCE	0- 1	0- 2	5- 3			
2- 1	0- 0	0- 0	HOME	0- 0	0- 1	2- 0			
2- 4	0- 0	0- 0	AWAY	0- 1	0- 1	2- 2			
1- 1	0- 0	0- 0	NEUTRAL	0- 0	0- 0	1- 1			
11- 9	0- 0	0- 3	CONFERENCE	1- 3	1- 2	9- 1			
6- 3	0- 0	0- 1	HOME	1- 1	0- 1	5- 0			
4- 5	0- 0	0- 1	AWAY	0- 2	0- 1	4- 1			
1- 1	0- 0	0- 1	NEUTRAL	0- 0	1- 0	0- 0			

RPI 1-25			RPI 26-50			RPI 51-100			RPI 101+			Team's RPI: 157			
RPI	S	Opponent	Score	RPI	S	Opponent	Score	RPI	S	Opponent	Score				
				34	A	James Madison	55 75	63	A	Hofstra	49 58	101	A	Elon	45 62
				34	H	James Madison	43 65	63	H	Hofstra	54 47	101	H	Elon	64 66
				34	N	James Madison	47 68	90	A	Drexel	43 47	101	N	Elon	57 50
								90	H	Drexel	53 54	110	A	Georgetown	50 61
								92	A	Bucknell	51 80	146	H	East Carolina	58 68
												154	A	Northeastern	54 57
												154	H	Northeastern	59 52
												163	A	Fordham	55 48
												164	A	Robert Morris	50 53
												165	A	Marist	56 50
												171	A	George Mason	83 90
												203	N	Wisconsin	52 54
												218	A	William & Mary	69 53
												218	H	William & Mary	67 63
												226	A	Col. of Charleston	63 47
												226	H	Col. of Charleston	72 55
												276	A	UNCW	56 44
												276	H	UNCW	67 59
												277	H	Vermont	71 60
												286	A	Towson	66 62
												286	H	Towson	69 64
												320	N	North Dakota St.	62 50
												329	H	Lafayette	67 47
LAST 12 Division I GAMES:															
				34	N	James Madison	47 68	154	A	Northeastern	54 57				
				101	N	Elon	57 50	218	A	William & Mary	69 53				
				34	H	James Madison	43 65	226	H	Col. of Charleston	72 55				
				276	A	UNCW	56 44	101	H	Elon	64 66				
				101	A	Elon	45 62	286	A	Towson	66 62				
				63	H	Hofstra	54 47	90	A	Drexel	43 47				

Non-Div I Games:

Delaware

Loss, Non-Conf, S Site, H Home A Away N Neutral

Average RPI Win:	303	WON-LOST	WINNING	LAST 10	STRENGTH OF	OPP. STRENGTH	TEAM	ADJ.	CONF.	ADJ CONF.
Average RPI Loss:	205	RECORD	PCT. RANK	GAMES	SCHEDULE	OF SCHEDULE	RPI	RPI	RPI	RPI
DIV. I ONLY	9- 21	276	2- 8	328	327	321	321	32	32	
DIV. I NON-CONF.	3- 10	277	0- 0	262	236	305	305	30	30	
TOTALS	RPI 1-25	RPI 26-50	W-L RECORDS	RPI 51-100	RPI 101-150	RPI 150+				
9- 21	0- 1	0- 0	OVERALL	0- 2	0- 1	9- 17				
6- 8	0- 0	0- 0	HOME	0- 1	0- 0	6- 7				
2- 12	0- 1	0- 0	AWAY	0- 1	0- 1	2- 9				
1- 1	0- 0	0- 0	NEUTRAL	0- 0	0- 0	1- 1				
3- 10	0- 1	0- 0	NON-CONFERENCE	0- 2	0- 1	3- 6				
2- 4	0- 0	0- 0	HOME	0- 1	0- 0	2- 3				
0- 6	0- 1	0- 0	AWAY	0- 1	0- 1	0- 3				
1- 0	0- 0	0- 0	NEUTRAL	0- 0	0- 0	1- 0				
6- 11	0- 0	0- 0	CONFERENCE	0- 0	0- 0	6- 11				
4- 4	0- 0	0- 0	HOME	0- 0	0- 0	4- 4				
2- 6	0- 0	0- 0	AWAY	0- 0	0- 0	2- 6				
0- 1	0- 0	0- 0	NEUTRAL	0- 0	0- 0	0- 1				

RPI 1-25				RPI 26-50				RPI 51-100				RPI 101+ Team's RPI: 321			
RPI	S	Opponent	Score	RPI	S	Opponent	Score	RPI	S	Opponent	Score	RPI	S	Opponent	Score
24	A	West Virginia	34 77					55	A	Temple	59 100	132	A	Pittsburgh	43 77
								63	H	Hofstra	49 66	163	A	Fordham	58 74
												176	A	Cornell	62 71
												177	H	N.C. A&T	64 84
												181	A	Fla. Atlantic	55 83
												207	A	Hampton	89 81
												207	H	Hampton	54 63
												214	H	Lehigh	49 83
												218	H	William & Mary	59 65
												230	A	Coppin St.	79 84
												230	H	Coppin St.	49 54
												241	A	Bethune-Cookman	35 66
												253	N	Appalachian St.	76 69
												255	A	Morgan St.	49 56
												279	A	UMES	49 54
												279	H	UMES	61 70
												290	A	Florida A&M	56 86
												290	N	Florida A&M	74 79
												293	A	South Carolina St.	48 61
												293	H	South Carolina St.	79 61
												297	A	Savannah St.	67 59
												315	H	Longwood	88 63
												316	H	Mt. St. Mary's	41 54
												327	H	Howard	87 86
												343	H	Wagner	66 44
												347	H	Norfolk St.	64 61
LAST 12 Division I GAMES:															
290	N	Florida A&M	74 79	230	A	Coppin St.	79 84								
230	H	Coppin St.	49 54	279	H	UMES	61 70								
207	A	Hampton	89 81	290	A	Florida A&M	56 86								
279	A	UMES	49 54	241	A	Bethune-Cookman	35 66								
207	H	Hampton	54 63	293	H	South Carolina St.	79 61								
347	H	Norfolk St.	64 61	348	H	N.C. Central	66 56								

Non-Div I Games:

Delaware St.

■ Loss,
 ■ Non-Conf,
 ■ S Site,
 ■ H Home
 ■ A Away
 N Neutral

RPI	S	Opponent	Score
348	H	N.C. Central	66 56

Delaware St.

D
e
l
a
w
a
r
e
S
t
.

D
e
l
a
w
a
r
e
S
t
.

Average RPI Win: 287	WON-LOST	WINNING	LAST 10	STRENGTH OF	OPP. STRENGTH	TEAM	ADJ.	CONF.	ADJ CONF.
Average RPI Loss: 162	RECORD	PCT. RANK	GAMES	SCHEDULE	OF SCHEDULE	RPI	RPI	RPI	RPI
DIV. I ONLY	5- 25	322	1- 9	171	216	300	300	16	16
DIV. I NON-CONF.	2- 11	306	0- 0	224	311	295	295	15	15
TOTALS	RPI 1-25	RPI 26-50	W-L RECORDS	RPI 51-100	RPI 101-150	RPI 150+			
5- 25	0- 1	0- 6	OVERALL	0- 0	1- 5	4- 13			
2- 12	0- 0	0- 3	HOME	0- 0	0- 3	2- 6			
3- 10	0- 0	0- 0	AWAY	0- 0	1- 0	2- 1			
0- 3	0- 1	0- 1	NEUTRAL	0- 0	0- 0	0- 1			
2- 11	0- 1	0- 1	NON-CONFERENCE	0- 0	1- 1	1- 8			
0- 6	0- 0	0- 1	HOME	0- 0	0- 1	0- 4			
2- 3	0- 0	0- 0	AWAY	0- 0	1- 0	1- 3			
0- 2	0- 1	0- 0	NEUTRAL	0- 0	0- 0	0- 1			
3- 14	0- 0	0- 5	CONFERENCE	0- 0	0- 4	3- 5			
2- 6	0- 0	0- 2	HOME	0- 0	0- 2	2- 2			
1- 7	0- 0	0- 2	AWAY	0- 0	0- 2	1- 3			
0- 1	0- 0	0- 1	NEUTRAL	0- 0	0- 0	0- 0			

RPI	S	Opponent	Score	RPI	S	Opponent	Score	RPI	S	Opponent	Score	RPI	S	Opponent	Score	Team's RPI: 300
2	N	Notre Dame	52 94	37	A	South Dakota	60 85					122	A	IUPUI	75 81	
				37	H	South Dakota	33 79					122	H	IUPUI	54 67	
				37	N	South Dakota	54 73					136	H	Long Beach St.	41 48	
				44	A	South Dakota St.	52 80					140	A	Oral Roberts	33 65	
				44	H	South Dakota St.	39 76					140	H	Oral Roberts	56 59	
				48	H	Colorado St.	46 74					141	A	Milwaukee	56 49	
												152	H	Weber St.	49 61	
												185	H	Northern Colo.	51 60	
												206	N	Louisiana Tech	53 58	
												224	A	Western Ill.	60 63	
												224	H	Western Ill.	69 80	
												236	A	Omaha	55 67	
												236	H	Omaha	60 70	
												250	H	Ill.-Chicago	46 56	
												259	H	Wyoming	64 75	
												268	A	Pepperdine	60 64	
												273	A	Seattle	51 59	
												308	A	UMKC	58 68	
												313	A	IPFW	49 61	
												313	H	IPFW	53 50	
												320	A	North Dakota St.	55 45	
												320	H	North Dakota St.	64 53	
												342	A	Air Force	57 48	
LAST 12 Division I GAMES:																
				37	N	South Dakota	54 73					140	H	Oral Roberts	56 59	
				236	H	Omaha	60 70					37	H	South Dakota	33 79	
				320	A	North Dakota St.	55 45					313	A	IPFW	49 61	
				44	A	South Dakota St.	52 80					122	A	IUPUI	75 81	
				122	H	IUPUI	54 67					140	A	Oral Roberts	33 65	
				224	H	Western Ill.	69 80					236	A	Omaha	55 67	

Non-Div I Games:

Denver

■ Loss,
■ Non-Conf,
■ S Site,
■ H Home
■ A Away
N Neutral

Average RPI Win:	215	WON-LOST	WINNING	LAST 10	STRENGTH OF	OPP. STRENGTH	TEAM	ADJ.	CONF.	ADJ CONF.
Average RPI Loss:	120	RECORD	PCT. RANK	GAMES	SCHEDULE	OF SCHEDULE	RPI	RPI	RPI	RPI
DIV. I ONLY	14- 15	179	6- 4	142	128	160	160	14	14	
DIV. I NON-CONF.	3- 7	248	0- 0	187	64	259	259	17	17	
TOTALS	RPI 1-25	RPI 26-50	W-L RECORDS	RPI 51-100	RPI 101-150	RPI 150+				
14- 15	0- 2	0- 3	OVERALL	0- 2	4- 3	10- 5				
7- 8	0- 0	0- 1	HOME	0- 2	1- 2	6- 3				
7- 6	0- 2	0- 2	AWAY	0- 0	3- 1	4- 1				
0- 1	0- 0	0- 0	NEUTRAL	0- 0	0- 0	0- 1				
3- 7	0- 2	0- 1	NON-CONFERENCE	0- 2	0- 1	3- 1				
3- 3	0- 0	0- 0	HOME	0- 2	0- 0	3- 1				
0- 4	0- 2	0- 1	AWAY	0- 0	0- 1	0- 0				
0- 0	0- 0	0- 0	NEUTRAL	0- 0	0- 0	0- 0				
11- 8	0- 0	0- 2	CONFERENCE	0- 0	4- 2	7- 4				
4- 5	0- 0	0- 1	HOME	0- 0	1- 2	3- 2				
7- 2	0- 0	0- 1	AWAY	0- 0	3- 0	4- 1				
0- 1	0- 0	0- 0	NEUTRAL	0- 0	0- 0	0- 1				

RPI 1-25				RPI 26-50				RPI 51-100				RPI 101+				Team's RPI: 160	
RPI	S	Opponent	Score	RPI	S	Opponent	Score	RPI	S	Opponent	Score	RPI	S	Opponent	Score		
11	A	Maryland	41 97	27	A	Green Bay	36 58	59	H	Michigan	61 88	108	A	Wright St.	95 93		
18	A	Michigan St.	42 81	27	H	Green Bay	58 74	83	H	Eastern Mich.	68 85	108	H	Wright St.	71 89		
				30	A	St. Bonaventure	73 84					129	A	Youngstown St.	69 68		
												129	H	Youngstown St.	70 72		
												141	A	Milwaukee	89 79		
												141	H	Milwaukee	80 76		
												149	A	Western Mich.	66 70		
												155	A	Northern Ky.	60 81		
												155	H	Northern Ky.	66 65		
												215	A	Oakland	82 77		
												215	H	Oakland	73 79		
												243	H	Cincinnati	77 68		
												244	A	Valparaiso	72 66		
												244	H	Valparaiso	85 65		
												244 N	Valparaiso	91 94			
												250	A	Ill.-Chicago	89 80		
												250	H	Ill.-Chicago	51 65		
												264	A	Cleveland St.	66 60		
												264	H	Cleveland St.	82 68		
												292	H	Niagara	80 75		
												299	H	Bradley	67 75		
												313	H	IPFW	64 63		
LAST 12 Division I GAMES:																	
				244 N	Valparaiso	91 94		244	H	Valparaiso	85 65						
				141	H	Milwaukee	80 76		250	H	Ill.-Chicago	51 65					
				27	H	Green Bay	58 74		129	A	Youngstown St.	69 68					
				215	A	Oakland	82 77		264	A	Cleveland St.	66 60					
				108	A	Wright St.	95 93		27	A	Green Bay	36 58					
				155	A	Northern Ky.	60 81		141	A	Milwaukee	89 79					

Non-Div I Games: Salem Int'l 81 50

Detroit

Drake

Through Games Of April 5, 2016

Average RPI Win: 223	WON-LOST	WINNING	LAST 10	STRENGTH OF	OPP. STRENGTH	TEAM	ADJ.	CONF.	ADJ CONF.
Average RPI Loss: 111	RECORD	PCT. RANK	GAMES	SCHEDULE	OF SCHEDULE	RPI	RPI	RPI	RPI
DIV. I ONLY	22- 10	65	6- 4	203	174	107	107	21	21
DIV. I NON-CONF.	7- 4	102	1- 0	108	89	84	84	19	19
TOTALS	RPI 1-25	RPI 26-50	W-L RECORDS	RPI 51-100	RPI 101-150	RPI 150+			
22- 10	0- 0	0- 2	OVERALL	2- 5	4- 1	16- 2			
11- 3	0- 0	0- 1	HOME	1- 1	3- 1	7- 0			
9- 6	0- 0	0- 1	AWAY	1- 3	1- 0	7- 2			
2- 1	0- 0	0- 0	NEUTRAL	0- 1	0- 0	2- 0			
7- 4	0- 0	0- 2	NON-CONFERENCE	0- 1	3- 0	4- 1			
4- 1	0- 0	0- 1	HOME	0- 0	3- 0	1- 0			
2- 3	0- 0	0- 1	AWAY	0- 1	0- 0	2- 1			
1- 0	0- 0	0- 0	NEUTRAL	0- 0	0- 0	1- 0			
15- 6	0- 0	0- 0	CONFERENCE	2- 4	1- 1	12- 1			
7- 2	0- 0	0- 0	HOME	1- 1	0- 1	6- 0			
7- 3	0- 0	0- 0	AWAY	1- 2	1- 0	5- 1			
1- 1	0- 0	0- 0	NEUTRAL	0- 1	0- 0	1- 0			

RPI S	Opponent	Score	RPI S	Opponent	Score	RPI S	Opponent	Score	RPI S	Opponent	Score	Team's RPI: 107
27	H Green Bay	61 86	68	A Iowa	76 89	103	H North Dakota	73 63				
37	A South Dakota	87 92	81	A Missouri St.	82 75	118	H Creighton	81 72				
			81	H Missouri St.	95 72	137	H Iowa St.	74 70				
			81	N Missouri St.	61 65	144	A Southern Ill.	71 64				
			85	A UNI	58 64	144	H Southern Ill.	67 77				
			85	A UNI	74 85	183	A Loyola Chicago	81 65				
			85	H UNI	73 79	183	H Loyola Chicago	91 61				
						190	N Tulsa	91 80				
						198	H Sacred Heart	95 59				
						203	A Wisconsin	89 70				
						212	A UNLV	76 68				
						231	A Indiana St.	53 68				
						231	H Indiana St.	80 55				
						263	A Northern Ill.	73 87				
						299	A Bradley	76 64				
						299	H Bradley	78 45				
						301	A Wichita St.	87 56				
						301	H Wichita St.	81 59				
						322	A Illinois St.	98 58				
						322	H Illinois St.	76 41				
						330	A Evansville	86 66				
						330	H Evansville	94 52				
						330	N Evansville	89 53				
LAST 12 Division I GAMES:												
85	A UNI	58 64	299	H Bradley	78 45							
198	H Sacred Heart	95 59	183	H Loyola Chicago	91 61							
81	N Missouri St.	61 65	85	A UNI	74 85							
330	N Evansville	89 53	231	A Indiana St.	53 68							
144	A Southern Ill.	71 64	322	A Illinois St.	98 58							
330	A Evansville	86 66	81	H Missouri St.	95 72							

Non-Div I Games: William Penn 100 61

Drake

■ Loss,
 ■ Non-Conf,
 ■ S Site,
 ■ H Home
 ■ A Away
 N Neutral

Average RPI Win:	184	WON-LOST	WINNING	LAST 10	STRENGTH OF	OPP. STRENGTH	TEAM	ADJ.	CONF.	ADJ CONF.
Average RPI Loss:	78	RECORD	PCT. RANK	GAMES	SCHEDULE	OF SCHEDULE	RPI	RPI	RPI	RPI
DIV. I ONLY	19- 14	128	7- 3	69	108	90	90	13	13	
DIV. I NON-CONF.	4- 8	231	0- 1	15	33	121	121	11	11	
TOTALS	RPI 1-25	RPI 26-50	W-L RECORDS	RPI 51-100	RPI 101-150	RPI 150+				
19- 14	0- 2	1- 4	OVERALL	2- 4	2- 1	14- 3				
10- 4	0- 0	1- 1	HOME	2- 2	1- 0	6- 1				
7- 7	0- 2	0- 2	AWAY	0- 1	1- 1	6- 1				
2- 3	0- 0	0- 1	NEUTRAL	0- 1	0- 0	2- 1				
4- 8	0- 2	1- 1	NON-CONFERENCE	1- 3	0- 1	2- 1				
3- 2	0- 0	1- 0	HOME	1- 2	0- 0	1- 0				
1- 4	0- 2	0- 1	AWAY	0- 0	0- 1	1- 0				
0- 2	0- 0	0- 0	NEUTRAL	0- 1	0- 0	0- 1				
15- 6	0- 0	0- 3	CONFERENCE	1- 1	2- 0	12- 2				
7- 2	0- 0	0- 1	HOME	1- 0	1- 0	5- 1				
6- 3	0- 0	0- 1	AWAY	0- 1	1- 0	5- 1				
2- 1	0- 0	0- 1	NEUTRAL	0- 0	0- 0	2- 0				

RPI	S	Opponent	Score	RPI	S	Opponent	Score	RPI	S	Opponent	Score	RPI	S	Opponent	Score
8	A	Syracuse	62 83	30	H	St. Bonaventure	58 46	55	H	Temple	66 74	101	A	Elon	54 47
20	A	South Fla.	58 73	32	A	Penn	67 72	63	A	Hofstra	54 61	101	H	Elon	74 31
				34	A	James Madison	56 67	63	H	Hofstra	67 64	123	A	Saint Joseph's	46 53
				34	H	James Madison	55 59	65	N	Villanova	55 67	154	A	Northeastern	53 49
				34	N	James Madison	46 60	77	H	Vanderbilt	64 74	154	H	Northeastern	65 73
								87	H	Quinnipiac	62 49	154	N	Northeastern	58 45
												157	A	Delaware	54 53
												157	H	Delaware	47 43
												173	N	Montana	50 58
												207	A	Hampton	57 36
												218	A	William & Mary	67 50
												218	H	William & Mary	69 53
												220	H	Dartmouth	69 53
												226	A	Col. of Charleston	46 49
												226	H	Col. of Charleston	66 54
												276	A	UNCW	71 57
												276	H	UNCW	66 60
												286	A	Towson	74 33
												286	H	Towson	56 40
												286	N	Towson	71 54
LAST 12 Division I GAMES:															
				55	H	Temple	66 74	63	A	Hofstra	54 61				
				34	N	James Madison	46 60	101	A	Elon	54 47				
				154	N	Northeastern	58 45	286	H	Towson	56 40				
				286	N	Towson	71 54	276	H	UNCW	66 60				
				286	A	Towson	74 33	34	H	James Madison	55 59				
				218	H	William & Mary	69 53	226	A	Col. of Charleston	46 49				

Non-Div I Games:

Drexel

■ Loss,
■ Non-Conf,
■ S Site,
■ H Home
■ A Away
N Neutral

Average RPI Win:	158	WON-LOST	WINNING	LAST 10	STRENGTH OF	OPP. STRENGTH	TEAM	ADJ.	CONF.	ADJ CONF.
Average RPI Loss:	31	RECORD	PCT. RANK	GAMES	SCHEDULE	OF SCHEDULE	RPI	RPI	RPI	RPI
DIV. I ONLY	20- 12	90	4- 6	33	34	50	50	4	4	
DIV. I NON-CONF.	11- 3	43	0- 0	74	74	40	40	4	4	
TOTALS	RPI 1-25	RPI 26-50	W-L RECORDS	RPI 51-100	RPI 101-150	RPI 150+				
20- 12	0- 8	1- 1	OVERALL	4- 2	7- 1	8- 0				
11- 5	0- 3	0- 0	HOME	3- 2	3- 0	5- 0				
5- 6	0- 4	1- 1	AWAY	0- 0	2- 1	2- 0				
4- 1	0- 1	0- 0	NEUTRAL	1- 0	2- 0	1- 0				
11- 3	0- 3	1- 0	NON-CONFERENCE	2- 0	3- 0	5- 0				
7- 1	0- 1	0- 0	HOME	2- 0	1- 0	4- 0				
1- 2	0- 2	1- 0	AWAY	0- 0	0- 0	0- 0				
3- 0	0- 0	0- 0	NEUTRAL	0- 0	2- 0	1- 0				
9- 9	0- 5	0- 1	CONFERENCE	2- 2	4- 1	3- 0				
4- 4	0- 2	0- 0	HOME	1- 2	2- 0	1- 0				
4- 4	0- 2	0- 1	AWAY	0- 0	2- 1	2- 0				
1- 1	0- 1	0- 0	NEUTRAL	1- 0	0- 0	0- 0				

RPI S	Opponent	Score	RPI S	Opponent	Score	Team's RPI: 50	RPI S	Opponent	Score	RPI S	Opponent	Score
2	H Notre Dame	61 68	28	A Miami (FL)	53 61		53	H North Carolina St.	62 65	113	N Idaho	74 68
2	N Notre Dame	54 83	32	A Penn	57 50		60	H Army West Point	72 61	114	A Virginia Tech	66 62
4	A South Carolina	55 66					74	H Georgia Tech	59 64	120	H Boston College	71 51
8	A Syracuse	50 86					86	H Minnesota	84 64	127	H Liberty	79 41
13	H Florida St.	53 69					91	H Virginia	67 52	132	A Pittsburgh	70 48
14	A Kentucky	61 71					91	N Virginia	57 53	133	A Wake Forest	58 64
16	A Louisville	48 65								133	H Wake Forest	95 68
25	H Texas A&M	66 72								137	N Iowa St.	86 48
										151	A North Carolina	93 57
										151	H North Carolina	71 55
										225	H Massachusetts	70 46
										245	N Texas St.	85 34
										251	A Clemson	72 43
										276	H UNCW	78 56
										301	H Western Caro.	84 47
										328	H Winthrop	78 50
LAST 12 Division I GAMES:												
	2 N Notre Dame	54 83		13 H Florida St.	53 69							
	91 N Virginia	57 53		28 A Miami (FL)	53 61							
	151 A North Carolina	93 57		91 H Virginia	67 52							
	74 H Georgia Tech	59 64		2 H Notre Dame	61 68							
	114 A Virginia Tech	66 62		132 A Pittsburgh	70 48							
	133 A Wake Forest	58 64		151 H North Carolina	71 55							

Non-Div I Games:

Duke

Average RPI Win:	162	WON-LOST	WINNING	LAST 10	STRENGTH OF	OPP. STRENGTH	TEAM	ADJ.	CONF.	ADJ CONF.
Average RPI Loss:	33	RECORD	PCT. RANK	GAMES	SCHEDULE	OF SCHEDULE	RPI	RPI	RPI	RPI
DIV. I ONLY	27- 6	19	6- 4	66	98	19	19	8	8	
DIV. I NON-CONF.	12- 2	14	1- 1	63	177	16	16	8	8	
TOTALS	RPI 1-25	RPI 26-50	W-L RECORDS	RPI 51-100	RPI 101-150	RPI 150+				
27- 6	0- 1	2- 4	OVERALL	7- 1	3- 0	15- 0				
11- 1	0- 0	1- 1	HOME	3- 0	1- 0	6- 0				
12- 4	0- 1	0- 2	AWAY	3- 1	2- 0	7- 0				
4- 1	0- 0	1- 1	NEUTRAL	1- 0	0- 0	2- 0				
12- 2	0- 1	1- 1	NON-CONFERENCE	3- 0	2- 0	6- 0				
4- 0	0- 0	0- 0	HOME	2- 0	0- 0	2- 0				
6- 2	0- 1	0- 1	AWAY	1- 0	2- 0	3- 0				
2- 0	0- 0	1- 0	NEUTRAL	0- 0	0- 0	1- 0				
15- 4	0- 0	1- 3	CONFERENCE	4- 1	1- 0	9- 0				
7- 1	0- 0	1- 1	HOME	1- 0	1- 0	4- 0				
6- 2	0- 0	0- 1	AWAY	2- 1	0- 0	4- 0				
2- 1	0- 0	0- 1	NEUTRAL	1- 0	0- 0	1- 0				

RPI	S	Opponent	Score	RPI	S	Opponent	Score	RPI	S	Opponent	Score	RPI	S	Opponent	Score
1	A	UConn	51 97	30	A	St. Bonaventure	48 60	51	H	Ohio	64 47	106	A	Buffalo	79 62
				30	H	St. Bonaventure	74 62	52	H	St. John's (NY)	76 57	123	H	Saint Joseph's	73 59
				33	H	George Washington	52 70	57	A	Saint Louis	81 84	132	A	Pittsburgh	79 65
				33	N	George Washington	60 63	57	N	Saint Louis	56 52	163	H	Fordham	55 40
				46	A	Princeton	66 94	79	A	Central Mich.	68 49	163	N	Fordham	70 65
				47	N	Seton Hall	97 76	80	A	VCU	71 67	171	A	George Mason	72 56
								88	A	Dayton	76 72	172	A	New Mexico	78 69
								88	H	Dayton	89 58	177	N	N.C. A&T	81 67
												196	A	Davidson	77 62
												200	A	Richmond	65 44
												216	A	Rhode Island	79 70
												216	H	Rhode Island	61 56
												225	H	Massachusetts	73 64
												279	H	UMES	95 59
												281	H	La Salle	74 49
												327	H	Howard	86 62
												329	A	Lafayette	73 65
												338	A	Saint Peter's	63 38
LAST 12 Division I GAMES:															
1	A	UConn	51 97	281	H	La Salle	74 49								
47	N	Seton Hall	97 76	88	A	Dayton	76 72								
33	N	George Washington	60 63	57	A	Saint Louis	81 84								
57	N	Saint Louis	56 52	123	H	Saint Joseph's	73 59								
163	N	Fordham	70 65	216	H	Rhode Island	61 56								
30	A	St. Bonaventure	48 60	196	A	Davidson	77 62								

Non-Div I Games: Slippery Rock 79 54

Duquesne

■ Loss,
 ■ Non-Conf,
 ■ S Site,
 ■ Home
 ■ A Away
 N Neutral

Average RPI Win:	242	WON-LOST	WINNING	LAST 10	STRENGTH OF	OPP. STRENGTH	TEAM	ADJ.	CONF.	ADJ CONF.
Average RPI Loss:	124	RECORD	PCT. RANK	GAMES	SCHEDULE	OF SCHEDULE	RPI	RPI	RPI	RPI
DIV. I ONLY	13- 14	185	5- 5	198	171	166	166	18	18	
DIV. I NON-CONF.	5- 7	197	0- 0	160	119	146	146	16	16	
TOTALS	RPI 1-25	RPI 26-50	W-L RECORDS	RPI 51-100	RPI 101-150	RPI 150+				
13- 14	0- 1	0- 2	OVERALL	0- 2	3- 5	10- 4				
7- 3	0- 0	0- 1	HOME	0- 0	1- 2	6- 0				
6- 10	0- 1	0- 1	AWAY	0- 2	2- 3	4- 3				
0- 1	0- 0	0- 0	NEUTRAL	0- 0	0- 0	0- 1				
5- 7	0- 1	0- 0	NON-CONFERENCE	0- 2	2- 2	3- 2				
3- 0	0- 0	0- 0	HOME	0- 0	1- 0	2- 0				
2- 7	0- 1	0- 0	AWAY	0- 2	1- 2	1- 2				
0- 0	0- 0	0- 0	NEUTRAL	0- 0	0- 0	0- 0				
8- 7	0- 0	0- 2	CONFERENCE	0- 0	1- 3	7- 2				
4- 3	0- 0	0- 1	HOME	0- 0	0- 2	4- 0				
4- 3	0- 0	0- 1	AWAY	0- 0	1- 1	3- 1				
0- 1	0- 0	0- 0	NEUTRAL	0- 0	0- 0	0- 1				

RPI 1-25				RPI 26-50				RPI 51-100				RPI 101+ Team's RPI: 166			
RPI	S	Opponent	Score	RPI	S	Opponent	Score	RPI	S	Opponent	Score	RPI	S	Opponent	Score
17	A	Tennessee	49 85	42	A	Chattanooga	42 66	77	A	Vanderbilt	39 65	101	A	Elon	38 50
				42	H	Chattanooga	57 65	99	A	Iona	50 56	115	A	Samford	47 55
												115	H	Samford	51 56
												117	H	UNC Asheville	74 68
												119	A	Mercer	55 53
												119	H	Mercer	45 61
												133	A	Wake Forest	52 69
												135	A	Old Dominion	56 52
												180	A	Eastern Ky.	41 64
												196	A	Davidson	65 58
												219	A	Furman	77 81
												219	H	Furman	68 64
												219	N	Furman	68 71
												253	A	Appalachian St.	52 70
												257	H	Campbell	70 55
												269	H	Austin Peay	80 76
												301	A	Western Caro.	45 43
												301	H	Western Caro.	74 62
												306	A	Wofford	70 54
												306	H	Wofford	70 69
												310	A	UNCG	80 77
												310	H	UNCG	89 73
LAST 12 Division I GAMES:															
219	N	Furman	68 71	219	H	Furman	68 64	306	H	Wofford	70 69	42	H	Chattanooga	57 65
42	A	Chattanooga	42 66	306	H	Wofford	70 69	42	H	Chattanooga	57 65	119	A	Mercer	55 53
115	H	Samford	51 56	42	H	Chattanooga	57 65	119	A	Mercer	55 53	115	A	Samford	47 55
119	H	Mercer	45 61	119	A	Mercer	55 53	115	A	Samford	47 55	301	H	Western Caro.	74 62
310	A	UNCG	80 77	115	A	Samford	47 55	301	H	Western Caro.	74 62				
301	A	Western Caro.	45 43	301	H	Western Caro.	74 62								

Non-Div I Games: Armstrong St. 62 52 Lees-McRae 73 46 Brevard 69 46

ETSU

Loss, Non-Conf, S Site, H Home A Away N Neutral

East Carolina

Through Games Of April 5, 2016

Average RPI Win:	237	WON-LOST	WINNING	LAST 10	STRENGTH OF	OPP. STRENGTH	TEAM	ADJ.	CONF.	ADJ CONF.
Average RPI Loss:	75	RECORD	PCT. RANK	GAMES	SCHEDULE	OF SCHEDULE	RPI	RPI	RPI	RPI
DIV. I ONLY	13- 19	229	4- 6	78	84	146	146	7	7	
DIV. I NON-CONF.	6- 6	151	0- 0	51	187	112	112	7	7	
TOTALS	RPI 1-25	RPI 26-50	W-L RECORDS	RPI 51-100	RPI 101-150	RPI 150+				
13- 19	0- 6	0- 2	OVERALL	0- 4	0- 4	13- 3				
5- 6	0- 2	0- 0	HOME	0- 2	0- 1	5- 1				
5- 7	0- 2	0- 1	AWAY	0- 1	0- 1	5- 2				
3- 6	0- 2	0- 1	NEUTRAL	0- 1	0- 2	3- 0				
6- 6	0- 1	0- 2	NON-CONFERENCE	0- 1	0- 2	6- 0				
2- 0	0- 0	0- 0	HOME	0- 0	0- 0	2- 0				
2- 1	0- 0	0- 1	AWAY	0- 0	0- 0	2- 0				
2- 5	0- 1	0- 1	NEUTRAL	0- 1	0- 2	2- 0				
7- 13	0- 5	0- 0	CONFERENCE	0- 3	0- 2	7- 3				
3- 6	0- 2	0- 0	HOME	0- 2	0- 1	3- 1				
3- 6	0- 2	0- 0	AWAY	0- 1	0- 1	3- 2				
1- 1	0- 1	0- 0	NEUTRAL	0- 0	0- 0	1- 0				

RPI S Opponent	Score	RPI S Opponent	Score	RPI S Opponent	Score	RPI S Opponent	Score	Team's RPI: 146
1 A UConn	46 92	42 N Chattanooga	61 72	51 N Ohio	61 64	109 N Northwestern	75 78	
1 H UConn	41 84	49 A Auburn	69 83	55 H Temple	63 83	118 N Creighton	66 91	
1 N UConn	51 92			64 A Tulane	73 78	121 A Memphis	83 93	
4 N South Carolina	57 88			64 H Tulane	51 66	121 H Memphis	78 79	
20 A South Fla.	54 75					157 A Delaware	68 58	
20 H South Fla.	59 61					174 N Eastern Wash.	80 62	
						186 N UTRGV	70 59	
						187 H Presbyterian	84 57	
						190 A Tulsa	79 81	
						190 H Tulsa	54 55	
						197 A SMU	67 74	
						197 H SMU	78 61	
						243 A Cincinnati	77 55	
						243 H Cincinnati	63 60	
						243 N Cincinnati	70 61	
						272 A UCF	71 56	
						283 A Houston	68 59	
						283 H Houston	76 70	
						296 H Alcorn	87 58	
						312 A A&M-Corpus Christi	82 46	
LAST 12 Division I GAMES:								
1 N UConn	51 92	283 A Houston	68 59					
243 N Cincinnati	70 61	121 H Memphis	78 79					
197 H SMU	78 61	197 A SMU	67 74					
121 A Memphis	83 93	1 A UConn	46 92					
243 A Cincinnati	77 55	190 H Tulsa	54 55					
1 H UConn	41 84	55 H Temple	63 83					

Non-Div I Games:

East Carolina

Loss, Non-Conf, S Site, H Home A Away N Neutral

Average RPI Win:	208	WON-LOST	WINNING	LAST 10	STRENGTH OF	OPP. STRENGTH	TEAM	ADJ.	CONF.	ADJ CONF.
Average RPI Loss:	201	RECORD	PCT. RANK	GAMES	SCHEDULE	OF SCHEDULE	RPI	RPI	RPI	RPI
DIV. I ONLY	3- 25	340	2- 8	249	284	339	339	24	24	
DIV. I NON-CONF.	1- 11	336	0- 0	212	306	326	326	24	24	
TOTALS	RPI 1-25	RPI 26-50	W-L RECORDS	RPI 51-100	RPI 101-150	RPI 150+				
3- 25	0- 0	0- 0	OVERALL	0- 4	1- 4	2- 17				
3- 10	0- 0	0- 0	HOME	0- 1	1- 2	2- 7				
0- 15	0- 0	0- 0	AWAY	0- 3	0- 2	0- 10				
0- 0	0- 0	0- 0	NEUTRAL	0- 0	0- 0	0- 0				
1- 11	0- 0	0- 0	NON-CONFERENCE	0- 1	1- 2	0- 8				
1- 4	0- 0	0- 0	HOME	0- 0	1- 1	0- 3				
0- 7	0- 0	0- 0	AWAY	0- 1	0- 1	0- 5				
0- 0	0- 0	0- 0	NEUTRAL	0- 0	0- 0	0- 0				
2- 14	0- 0	0- 0	CONFERENCE	0- 3	0- 2	2- 9				
2- 6	0- 0	0- 0	HOME	0- 1	0- 1	2- 4				
0- 8	0- 0	0- 0	AWAY	0- 2	0- 1	0- 5				
0- 0	0- 0	0- 0	NEUTRAL	0- 0	0- 0	0- 0				

RPI S	Opponent	Score	RPI S	Opponent	Score	RPI S	Opponent	Score	RPI S	Opponent	Score	Team's RPI: 339
						57	A Saint Louis	47 78	121	A Memphis	49 80	
						82	A Belmont	61 89	122	H IUPUI	77 71	
						95	A UT Martin	52 91	141	H Milwaukee	71 82	
						95	H UT Martin	39 65	147	A SIUE	75 87	
									147	H SIUE	56 66	
									169	H Stetson	66 68	
									180	H Eastern Ky.	56 75	
									183	H Loyola Chicago	75 86	
									224	H Western Ill.	69 92	
									231	A Indiana St.	42 60	
									233	A Southeast Mo. St.	52 82	
									233	H Southeast Mo. St.	64 59	
									236	A Omaha	67 76	
									243	A Cincinnati	57 70	
									250	A Ill.-Chicago	54 66	
									256	H Tennessee St.	53 62	
									260	A Murray St.	56 66	
									260	H Murray St.	71 74	
									263	A Northern Ill.	63 79	
									269	A Austin Peay	45 80	
									269	H Austin Peay	64 56	
									280	A Tennessee Tech	74 81	
									298	A Jacksonville St.	52 60	
									305	H Morehead St.	77 85	
LAST 12 Division I GAMES:												
147	H SIUE	56 66	147	A SIUE	75 87							
95	A UT Martin	52 91	260	A Murray St.	56 66							
233	A Southeast Mo. St.	52 82	269	A Austin Peay	45 80							
260	H Murray St.	71 74	95	H UT Martin	39 65							
269	H Austin Peay	64 56	305	H Morehead St.	77 85							
233	H Southeast Mo. St.	64 59	180	H Eastern Ky.	56 75							

Non-Div I Games:

Eastern Ill.

■ Loss,
■ Non-Conf,
■ S Site,
■ H Home
■ A Away
N Neutral

Average RPI Win:	260	WON-LOST	WINNING	LAST 10	STRENGTH OF	OPP. STRENGTH	TEAM	ADJ.	CONF.	ADJ CONF.
Average RPI Loss:	143	RECORD	PCT. RANK	GAMES	SCHEDULE	OF SCHEDULE	RPI	RPI	RPI	RPI
DIV. I ONLY	16- 12	132	7- 3	278	256	180	180	24	24	
DIV. I NON-CONF.	4- 5	192	0- 0	172	190	171	171	24	24	
TOTALS	RPI 1-25	RPI 26-50	W-L RECORDS	RPI 51-100	RPI 101-150	RPI 150+				
16- 12	0- 0	0- 1	OVERALL	1- 5	0- 2	15- 4				
7- 4	0- 0	0- 0	HOME	1- 1	0- 1	6- 2				
6- 6	0- 0	0- 1	AWAY	0- 2	0- 1	6- 2				
3- 2	0- 0	0- 0	NEUTRAL	0- 2	0- 0	3- 0				
4- 5	0- 0	0- 1	NON-CONFERENCE	0- 2	0- 1	4- 1				
2- 1	0- 0	0- 0	HOME	0- 0	0- 1	2- 0				
1- 3	0- 0	0- 1	AWAY	0- 1	0- 0	1- 1				
1- 1	0- 0	0- 0	NEUTRAL	0- 1	0- 0	1- 0				
12- 7	0- 0	0- 0	CONFERENCE	1- 3	0- 1	11- 3				
5- 3	0- 0	0- 0	HOME	1- 1	0- 0	4- 2				
5- 3	0- 0	0- 0	AWAY	0- 1	0- 1	5- 1				
2- 1	0- 0	0- 0	NEUTRAL	0- 1	0- 0	2- 0				

RPI S	Opponent	Score	RPI S	Opponent	Score	RPI S	Opponent	Score	RPI S	Opponent	Score	Team's RPI: 180
31	A Western Ky.	60 76	53	N North Carolina St.	62 73	108	H Wright St.	69 71				
			81	A Missouri St.	63 87	147	A SIUE	74 89				
			82	A Belmont	61 72	166	H ETSU	64 41				
			82	H Belmont	51 65	200	A Richmond	62 81				
			82	N Belmont	63 95	233	H Southeast Mo. St.	56 55				
			95	H UT Martin	70 61	256	A Tennessee St.	70 66				
						256	H Tennessee St.	78 67				
						260	H Murray St.	72 60				
						260	N Murray St.	63 52				
						262	N Saint Francis (PA)	88 82				
						269	A Austin Peay	66 94				
						269	N Austin Peay	82 68				
						280	A Tennessee Tech	71 67				
						280	H Tennessee Tech	72 77				
						282	A Miami (OH)	77 72				
						298	A Jacksonville St.	76 50				
						298	H Jacksonville St.	54 56				
						301	H Western Caro.	91 62				
						305	A Morehead St.	89 77				
						305	H Morehead St.	100 93				
						339	A Eastern Ill.	75 56				
LAST 12 Division I GAMES:												
			82	N Belmont	63 95	298	A Jacksonville St.	76 50				
			260	N Murray St.	63 52	256	H Tennessee St.	78 67				
			269	N Austin Peay	82 68	82	A Belmont	61 72				
			280	A Tennessee Tech	71 67	256	A Tennessee St.	70 66				
			82	H Belmont	51 65	305	H Morehead St.	100 93				
			305	A Morehead St.	89 77	298	H Jacksonville St.	54 56				

Non-Div I Games: Cincinnati Christian 12 34 Davis & Elkins 73 58

Eastern Ky.

Average RPI Win:	178	WON-LOST	WINNING	LAST 10	STRENGTH OF	OPP. STRENGTH	TEAM	ADJ.	CONF.	ADJ CONF.
Average RPI Loss:	93	RECORD	PCT. RANK	GAMES	SCHEDULE	OF SCHEDULE	RPI	RPI	RPI	RPI
DIV. I ONLY	20- 12	90	6- 4	89	122	83	83	11	11	
DIV. I NON-CONF.	8- 3	72	1- 1	89	108	39	39	13	13	
TOTALS	RPI 1-25	RPI 26-50	W-L RECORDS	RPI 51-100	RPI 101-150	RPI 150+				
20- 12	0- 1	0- 0	OVERALL	3- 8	8- 2	9- 1				
9- 4	0- 0	0- 0	HOME	1- 3	4- 1	4- 0				
10- 6	0- 1	0- 0	AWAY	1- 3	4- 1	5- 1				
1- 2	0- 0	0- 0	NEUTRAL	1- 2	0- 0	0- 0				
8- 3	0- 1	0- 0	NON-CONFERENCE	2- 2	2- 0	4- 0				
3- 0	0- 0	0- 0	HOME	1- 0	1- 0	1- 0				
5- 2	0- 1	0- 0	AWAY	1- 1	1- 0	3- 0				
0- 1	0- 0	0- 0	NEUTRAL	0- 1	0- 0	0- 0				
12- 9	0- 0	0- 0	CONFERENCE	1- 6	6- 2	5- 1				
6- 4	0- 0	0- 0	HOME	0- 3	3- 1	3- 0				
5- 4	0- 0	0- 0	AWAY	0- 2	3- 1	2- 1				
1- 1	0- 0	0- 0	NEUTRAL	1- 1	0- 0	0- 0				

RPI 1-25				RPI 26-50				RPI 51-100 Team's RPI: 83				RPI 101+			
RPI	S	Opponent	Score	RPI	S	Opponent	Score	RPI	S	Opponent	Score	RPI	S	Opponent	Score
14	A	Kentucky	67 89					51	H	Ohio	64 71	102	A	Harvard	85 81
								59	H	Michigan	64 63	106	A	Buffalo	70 55
								61	A	Ball St.	54 76	106	H	Buffalo	67 56
								61	H	Ball St.	63 67	124	A	Toledo	58 46
								61	N	Ball St.	67 53	124	H	Toledo	59 41
								69	A	St. Mary's (CA)	74 73	134	A	Akron	72 75
								75	N	Abilene Christian	59 83	134	H	Akron	65 68
								79	A	Central Mich.	70 78	140	H	Oral Roberts	77 69
								79	H	Central Mich.	65 66	149	A	Western Mich.	63 52
								79	N	Central Mich.	71 86	149	H	Western Mich.	70 66
								96	A	TCU	81 85	160	A	Detroit	85 68
												186	H	UTRGV	78 56
												246	A	Monmouth	78 68
												258	A	Bowling Green	63 67
												263	A	Northern Ill.	87 80
												263	H	Northern Ill.	84 60
												282	A	Miami (OH)	70 46
												318	H	Kent St.	72 51
												318	H	Kent St.	73 60
												342	A	Air Force	72 59
LAST 12 Division I GAMES:															
				96	A	TCU	81 85	149	A	Western Mich.	63 52				
				69	A	St. Mary's (CA)	74 73	61	H	Ball St.	63 67				
				79	N	Central Mich.	71 86	124	A	Toledo	58 46				
				61	N	Ball St.	67 53	263	H	Northern Ill.	84 60				
				318	H	Kent St.	73 60	106	A	Buffalo	70 55				
				79	A	Central Mich.	70 78	282	A	Miami (OH)	70 46				

Non-Div I Games: Madonna 104 45 Hillsdale 94 77

Eastern Mich.

Loss, Non-Conf, S Site, H Home A Away N Neutral

Average RPI Win:	235	WON-LOST	WINNING	LAST 10	STRENGTH OF	OPP. STRENGTH	TEAM	ADJ.	CONF.	ADJ CONF.
Average RPI Loss:	146	RECORD	PCT. RANK	GAMES	SCHEDULE	OF SCHEDULE	RPI	RPI	RPI	RPI
DIV. I ONLY	19- 12	97	5- 5	308	193	174	174	19	19	
DIV. I NON-CONF.	5- 6	178	0- 0	314	244	265	265	20	20	
TOTALS	RPI 1-25	RPI 26-50	W-L RECORDS	RPI 51-100	RPI 101-150	RPI 150+				
19- 12	0- 0	0- 0	OVERALL	0- 1	3- 6	16- 5				
11- 3	0- 0	0- 0	HOME	0- 1	2- 0	9- 2				
7- 5	0- 0	0- 0	AWAY	0- 0	1- 1	6- 0				
1- 4	0- 0	0- 0	NEUTRAL	0- 0	0- 4	1- 0				
5- 6	0- 0	0- 0	NON-CONFERENCE	0- 1	0- 4	5- 1				
3- 2	0- 0	0- 0	HOME	0- 1	0- 0	3- 1				
2- 1	0- 0	0- 0	AWAY	0- 0	0- 1	2- 0				
0- 3	0- 0	0- 0	NEUTRAL	0- 0	0- 3	0- 0				
14- 6	0- 0	0- 0	CONFERENCE	0- 0	3- 2	11- 4				
8- 1	0- 0	0- 0	HOME	0- 0	2- 0	6- 1				
5- 4	0- 0	0- 0	AWAY	0- 0	1- 1	4- 3				
1- 1	0- 0	0- 0	NEUTRAL	0- 0	0- 1	1- 0				

RPI S	Opponent	Score	RPI S	Opponent	Score	RPI S	Opponent	Score	RPI S	Opponent	Score	Team's RPI: 174
						75	H Abilene Christian	60 72	103	A North Dakota	69 72	
									103	H North Dakota	60 57	
									109	N Northwestern	70 74	
									113	A Idaho	74 66	
									113	H Idaho	84 70	
									113	N Idaho	71 86	
									118	N Creighton	60 66	
									128	A Gonzaga	56 78	
									146	N East Carolina	62 80	
									152	A Weber St.	74 80	
									153	H Boise St.	79 84	
									161	H Montana St.	81 69	
									167	A Idaho St.	62 71	
									173	H Montana	67 65	
									175	A Sacramento St.	100 83	
									175	H Sacramento St.	91 94	
									175	N Sacramento St.	100 97	
									185	A Northern Colo.	66 57	
									185	H Northern Colo.	59 55	
									205	H Utah Valley	68 64	
									301	A Wichita St.	67 62	
									303	H CSUN	70 59	
									309	A Northern Ariz.	81 71	
									309	H Northern Ariz.	72 65	
									317	A Portland St.	79 81	
									317	H Portland St.	70 57	
LAST 12 Division I GAMES:												
			113	N Idaho	71 86		175	H Sacramento St.	91 94			
			175	N Sacramento St.	100 97		185	A Northern Colo.	66 57			
			152	A Weber St.	74 80		103	A North Dakota	69 72			
			167	A Idaho St.	62 71		331	H Southern Utah	64 53			
			113	H Idaho	84 70		309	H Northern Ariz.	72 65			
			317	H Portland St.	70 57		175	A Sacramento St.	100 83			

Non-Div I Games: Eastern Ore. 64 40

Eastern Wash.

■ Loss,
■ Non-Conf,
■ S Site,
■ H Home
■ A Away
N Neutral

E
a
s
t
e
r
n
W
a
s
h
.

RPI S Eastern Wash. Score

Through Games Of April 5, 2016

RPI	S	Opponent	Score	
331	A	Southern Utah	85	82
331	H	Southern Utah	64	53
340	A	Cal St. Fullerton	68	57
342	H	Air Force	65	44

E
a
s
t
e
r
n
W
a
s
h
.

Eastern Wash.

RPI 1-25				RPI 26-50				RPI 51-100				RPI 101+				Team's RPI: 101	
RPI	S	Opponent	Score	RPI	S	Opponent	Score	RPI	S	Opponent	Score	RPI	S	Opponent	Score		
4	A	South Carolina	63 78	34	A	James Madison	72 73	53	A	North Carolina St.	69 66	114	A	Virginia Tech	59 68		
24	A	West Virginia	57 67	34	H	James Madison	76 81	63	A	Hofstra	49 59	127	A	Liberty	63 72		
								63	H	Hofstra	61 60	154	A	Northeastern	56 54		
								90	A	Drexel	31 74	154	H	Northeastern	61 67		
								90	H	Drexel	47 54	157	A	Delaware	66 64		
								100	H	Charlotte	90 83	157	H	Delaware	62 45		
												157	N	Delaware	50 57		
												166	H	ETSU	50 38		
												218	A	William & Mary	74 64		
												218	H	William & Mary	73 51		
												219	A	Furman	65 55		
												226	A	Col. of Charleston	54 38		
												226	H	Col. of Charleston	52 41		
												238	A	Navy	70 73		
												252	H	High Point	80 69		
												274	A	American	62 54		
												276	A	UNCW	67 60		
												276	H	UNCW	70 53		
												286	A	Towson	78 85		
												286	H	Towson	80 58		
LAST 12 Division I GAMES:																	
				114	A	Virginia Tech	59 68	226	A	Col. of Charleston	54 38						
				157	N	Delaware	50 57	154	H	Northeastern	61 67						
				218	A	William & Mary	74 64	286	H	Towson	80 58						
				34	A	James Madison	72 73	157	A	Delaware	66 64						
				157	H	Delaware	62 45	218	H	William & Mary	73 51						
				90	H	Drexel	47 54	63	A	Hofstra	49 59						

Elon

Page 91

Average RPI Win:	295	WON-LOST	WINNING	LAST 10	STRENGTH OF	OPP. STRENGTH	TEAM	ADJ.	CONF.	ADJ CONF.
Average RPI Loss:	175	RECORD	PCT. RANK	GAMES	SCHEDULE	OF SCHEDULE	RPI	RPI	RPI	RPI
DIV. I ONLY	3- 28	345	1- 9	202	254	330	330	21	21	
DIV. I NON-CONF.	1- 10	330	0- 0	146	296	287	287	19	19	
TOTALS	RPI 1-25	RPI 26-50	W-L RECORDS	RPI 51-100	RPI 101-150	RPI 150+				
3- 28	0- 0	0- 0	OVERALL	0- 7	0- 7	3- 14				
1- 12	0- 0	0- 0	HOME	0- 4	0- 3	1- 5				
1- 13	0- 0	0- 0	AWAY	0- 2	0- 3	1- 8				
1- 3	0- 0	0- 0	NEUTRAL	0- 1	0- 1	1- 1				
1- 10	0- 0	0- 0	NON-CONFERENCE	0- 3	0- 2	1- 5				
0- 4	0- 0	0- 0	HOME	0- 2	0- 1	0- 1				
1- 4	0- 0	0- 0	AWAY	0- 0	0- 1	1- 3				
0- 2	0- 0	0- 0	NEUTRAL	0- 1	0- 0	0- 1				
2- 18	0- 0	0- 0	CONFERENCE	0- 4	0- 5	2- 9				
1- 8	0- 0	0- 0	HOME	0- 2	0- 2	1- 4				
0- 9	0- 0	0- 0	AWAY	0- 2	0- 2	0- 5				
1- 1	0- 0	0- 0	NEUTRAL	0- 0	0- 1	1- 0				

RPI 1-25			RPI 26-50			RPI 51-100				RPI 101+			Team's RPI: 330				
RPI	S	Opponent	Score	RPI	S	Opponent	Score	RPI	S	Opponent	Score	RPI	S	Opponent	Score		
								61	H	Ball St.	53	73	107	A	Drake	52	94
								71	N	Santa Clara	44	62	107	H	Drake	66	86
								81	A	Missouri St.	70	77	107	N	Drake	53	89
								81	H	Missouri St.	47	66	111	A	Nebraska	40	85
								85	A	UNI	51	62	122	H	IUPUI	62	68
								85	H	UNI	48	61	144	A	Southern Ill.	56	74
								95	H	UT Martin	48	75	144	H	Southern Ill.	63	66
													161	N	Montana St.	55	81
													170	A	Xavier	57	65
													183	A	Loyola Chicago	54	67
													183	H	Loyola Chicago	49	63
													231	A	Indiana St.	45	57
													231	H	Indiana St.	44	59
													258	A	Bowling Green	56	74
													260	H	Murray St.	54	73
													264	A	Cleveland St.	72	63
													282	A	Miami (OH)	85	91
													299	A	Bradley	52	66
													299	H	Bradley	62	46
													301	A	Wichita St.	50	58
													301	H	Wichita St.	31	44
													322	A	Illinois St.	59	65
													322	H	Illinois St.	57	64
													322	N	Illinois St.	61	59
LAST 12 Division I GAMES:																	

Non-Div I Games:

Evansville

■ Loss,
 ■ Non-Conf,
 ■ S Site,
 ■ H Home
 ■ A Away
 N Neutral

FGCU				STRENGTH OF		OPP. STRENGTH	TEAM	ADJ.	CONF.	ADJ CONF.
Average RPI Win:	196	WON-LOST	WINNING	LAST 10	SCHEDULE	OF SCHEDULE	RPI	RPI	RPI	RPI
Average RPI Loss:	76	RECORD	PCT. RANK	GAMES						
DIV. I ONLY	32- 6	15	8- 2	137	193	54	54	27	27	
DIV. I NON-CONF.	16- 5	54	5- 1	46	83	34	34	27	27	
TOTALS	RPI 1-25	RPI 26-50	W-L RECORDS	RPI 51-100	RPI 101-150	RPI 150+				
32- 6	0- 1	2- 2	OVERALL	4- 1	7- 1	19- 1				
18- 3	0- 0	1- 1	HOME	4- 0	3- 1	10- 1				
12- 1	0- 0	1- 1	AWAY	0- 0	2- 0	9- 0				
2- 2	0- 1	0- 0	NEUTRAL	0- 1	2- 0	0- 0				
16- 5	0- 1	2- 2	NON-CONFERENCE	4- 1	5- 0	5- 1				
9- 2	0- 0	1- 1	HOME	4- 0	2- 0	2- 1				
5- 1	0- 0	1- 1	AWAY	0- 0	1- 0	3- 0				
2- 2	0- 1	0- 0	NEUTRAL	0- 1	2- 0	0- 0				
16- 1	0- 0	0- 0	CONFERENCE	0- 0	2- 1	14- 0				
9- 1	0- 0	0- 0	HOME	0- 0	1- 1	8- 0				
7- 0	0- 0	0- 0	AWAY	0- 0	1- 0	6- 0				
0- 0	0- 0	0- 0	NEUTRAL	0- 0	0- 0	0- 0				

RPI 1-25				RPI 26-50				RPI 51-100				Team's RPI: 54	RPI 101+			
RPI	S	Opponent	Score	RPI	S	Opponent	Score	RPI	S	Opponent	Score		RPI	S	Opponent	Score
21	N	Mississippi St.	60 65	33	A	George Washington	64 60	51	N	Ohio	57 69		102	H	Harvard	74 65
				37	A	South Dakota	65 71	59	H	Michigan	71 62		125	A	Jacksonville	59 55
				40	H	Arkansas St.	48 62	63	H	Hofstra	61 46		125	H	Jacksonville	58 39
				49	H	Auburn	52 45	64	H	Tulane	73 61		125	H	Jacksonville	54 56
								87	H	Quinnipiac	71 70		126	N	Arizona	57 55
													133	H	Wake Forest	67 48
													134	A	Akron	82 64
													149	N	Western Mich.	60 42
													169	A	Stetson	60 47
													169	H	Stetson	61 48
													169	H	Stetson	61 46
													177	A	N.C. A&T	60 36
													181	H	Fla. Atlantic	55 62
													191	A	USC Upstate	56 44
													191	H	USC Upstate	54 43
													221	H	Hartford	64 44
													241	H	Bethune-Cookman	78 51
													267	A	Providence	50 41
													289	A	Kennesaw St.	78 47
													289	H	Kennesaw St.	63 41
													304	A	FIU	81 53
													325	A	North Florida	65 38
													325	H	North Florida	75 50
													333	A	Lipscomb	71 39
													333	H	Lipscomb	91 52
													341	A	NJIT	53 32
LAST 12 Division I GAMES:																
				37	A	South Dakota	65 71	125	H	Jacksonville	54 56					
				59	H	Michigan	71 62	169	H	Stetson	61 46					
				63	H	Hofstra	61 46	341	H	NJIT	60 31					
				64	H	Tulane	73 61	169	A	Stetson	60 47					
				133	H	Wake Forest	67 48	333	H	Lipscomb	91 52					
				241	H	Bethune-Cookman	78 51	289	H	Kennesaw St.	63 41					

Non-Div I Games: St. Thomas (FL) 86 33

FGCU

■ Loss,
 ■ Non-Conf,
 ■ S Site,
 ■ Home
 ■ A Away
 N Neutral

RPI	S	Opponent	Score	
341	H	NJIT	70	37
341	H	NJIT	60	31

FGCU

Average RPI Win:	260	WON-LOST	WINNING	LAST 10	STRENGTH OF	OPP. STRENGTH	TEAM	ADJ.	CONF.	ADJ CONF.
Average RPI Loss:	149	RECORD	PCT. RANK	GAMES	SCHEDULE	OF SCHEDULE	RPI	RPI	RPI	RPI
DIV. I ONLY	5- 26	324	2- 8	176	136	304	304	12	12	
DIV. I NON-CONF.	2- 9	296	0- 0	270	234	329	329	10	10	
TOTALS	RPI 1-25	RPI 26-50	W-L RECORDS	RPI 51-100	RPI 101-150	RPI 150+				
5- 26	0- 0	0- 4	OVERALL	0- 4	0- 6	5- 12				
3- 13	0- 0	0- 2	HOME	0- 2	0- 3	3- 6				
1- 12	0- 0	0- 0	AWAY	0- 1	0- 1	1- 1				
1- 1	0- 0	0- 0	NEUTRAL	0- 0	0- 1	1- 0				
2- 9	0- 0	0- 1	NON-CONFERENCE	0- 1	0- 3	2- 4				
2- 5	0- 0	0- 0	HOME	0- 1	0- 2	2- 2				
0- 4	0- 0	0- 1	AWAY	0- 0	0- 1	0- 2				
0- 0	0- 0	0- 0	NEUTRAL	0- 0	0- 0	0- 0				
3- 17	0- 0	0- 3	CONFERENCE	0- 3	0- 3	3- 8				
1- 8	0- 0	0- 2	HOME	0- 1	0- 1	1- 4				
1- 8	0- 0	0- 1	AWAY	0- 2	0- 1	1- 4				
1- 1	0- 0	0- 0	NEUTRAL	0- 0	0- 1	1- 0				

RPI S	Opponent	Score	RPI S	Opponent	Score	RPI S	Opponent	Score	RPI S	Opponent	Score	Team's RPI: 304
28	A Miami (FL)	55 83	54	H FGCU	53 81	105	H Marquette	83 95				
31	H Western Ky.	69 71	62	A Middle Tenn.	55 77	125	A Jacksonville	44 80				
36	A UTEP	52 70	62	H Middle Tenn.	62 85	131	H Marshall	58 65				
36	H UTEP	57 69	100	A Charlotte	74 87	131	N Marshall	44 76				
						133	H Wake Forest	53 57				
						135	A Old Dominion	49 84				
						156	A UAB	42 71				
						156	H UAB	72 61				
						181	A Fla. Atlantic	82 87				
						181	H Fla. Atlantic	52 63				
						192	A Southern Miss.	55 82				
						206	A Louisiana Tech	63 82				
						216	H Rhode Island	50 68				
						228	H Rice	62 68				
						239	H North Texas	40 58				
						264	A Cleveland St.	57 64				
						265	A UTSA	59 54				
						265	H UTSA	52 63				
						265	N UTSA	61 56				
						272	A UCF	72 89				
						290	H Florida A&M	81 65				
						301	H Wichita St.	62 76				
						323	H UMass Lowell	71 68				
LAST 12 Division I GAMES:												
131	N Marshall	44 76	239	H North Texas	40 58							
265	N UTSA	61 56	265	A UTSA	59 54							
62	A Middle Tenn.	55 77	36	A UTEP	52 70							
156	A UAB	42 71	62	H Middle Tenn.	62 85							
181	H Fla. Atlantic	52 63	156	H UAB	72 61							
228	H Rice	62 68	135	A Old Dominion	49 84							

Non-Div I Games:

FIU

■ Loss,
 ■ Non-Conf,
 ■ S Site,
 ■ H Home
 ■ A Away
 N Neutral

FairfieldFairfield

Fairfield

Average RPI Win:	279	WON-LOST	WINNING	LAST 10	STRENGTH OF	OPP. STRENGTH	TEAM	ADJ.	CONF.	ADJ CONF.
Average RPI Loss:	220	RECORD	PCT. RANK	GAMES	SCHEDULE	OF SCHEDULE	RPI	RPI	RPI	RPI
DIV. I ONLY	11- 21	263	4- 6	317	339	314	314	30	30	
DIV. I NON-CONF.	3- 10	277	0- 0	264	286	320	320	32	32	
TOTALS	RPI 1-25	RPI 26-50	W-L RECORDS	RPI 51-100	RPI 101-150	RPI 150+				
11- 21	0- 1	0- 0	OVERALL	0- 2	0- 0	11- 18				
8- 8	0- 0	0- 0	HOME	0- 0	0- 0	8- 8				
2- 11	0- 1	0- 0	AWAY	0- 1	0- 0	2- 9				
1- 2	0- 0	0- 0	NEUTRAL	0- 1	0- 0	1- 1				
3- 10	0- 1	0- 0	NON-CONFERENCE	0- 2	0- 0	3- 7				
2- 5	0- 0	0- 0	HOME	0- 0	0- 0	2- 5				
0- 3	0- 1	0- 0	AWAY	0- 1	0- 0	0- 1				
1- 2	0- 0	0- 0	NEUTRAL	0- 1	0- 0	1- 1				
8- 11	0- 0	0- 0	CONFERENCE	0- 0	0- 0	8- 11				
6- 3	0- 0	0- 0	HOME	0- 0	0- 0	6- 3				
2- 8	0- 0	0- 0	AWAY	0- 0	0- 0	2- 8				
0- 0	0- 0	0- 0	NEUTRAL	0- 0	0- 0	0- 0				

RPI 1-25			RPI 26-50			RPI 51-100			RPI 101+ Team's RPI: 314		
RPI	S	Opponent	Score	RPI	S	Opponent	Score	RPI	S	Opponent	Score
24	A	West Virginia	42 91					92	A	Bucknell	62 72
								99	N	Iona	54 77
								151	A	North Carolina	46 64
								162	N	Yale	58 77
								164	A	Robert Morris	83 68
								164	A	Robert Morris	59 68
								164	H	Robert Morris	60 52
								198	A	Sacred Heart	61 72
								198	H	Sacred Heart	65 80
								211	H	Brown	48 63
								232	H	Siena	65 81
								234	N	Grand Canyon	74 68
								237	A	Bryant	52 74
								237	H	Bryant	41 70
								246	H	Monmouth	81 75
								248	H	Manhattan	78 85
								249	H	Columbia	83 87
								262	A	Saint Francis (PA)	67 87
								262	H	Saint Francis (PA)	73 72
								275	A	Central Conn. St.	59 71
								275	H	Central Conn. St.	75 78
								316	A	Mt. St. Mary's	55 71
								316	H	Mt. St. Mary's	66 53
								323	H	UMass Lowell	67 78
								324	A	LIU Brooklyn	62 65
								324	H	LIU Brooklyn	75 58
								335	A	St. Francis Brooklyn	78 88
								335	H	St. Francis Brooklyn	65 61
LAST 12 Division I GAMES:											
164	A	Robert Morris	59 68	164	H	Robert Morris	60 52				
237	A	Bryant	52 74	335	A	St. Francis Brooklyn	78 88				
275	A	Central Conn. St.	59 71	343	A	Wagner	73 57				
343	H	Wagner	75 67	262	H	Saint Francis (PA)	73 72				
198	H	Sacred Heart	65 80	324	A	LIU Brooklyn	62 65				
316	A	Mt. St. Mary's	55 71	324	H	LIU Brooklyn	75 58				

Non-Div I Games:

Fairleigh Dickinson

■ Loss,
 ■ Non-Conf,
 ■ S Site,
 ■ H Home
 ■ A Away
 N Neutral

F
a
i
r
l
e
i
g
h
D
i
c
k
i
n
s
o
n

RPI	S	Opponent	Score	
338	H	Saint Peter's	73	52
343	A	Wagner	73	57
343	H	Wagner	75	67

F
a
i
r
l
e
i
g
h
D
i
c
k
i
n
s
o
n

Fairleigh Dickinson

Average RPI Win:	218	WON-LOST	WINNING	LAST 10	STRENGTH OF	OPP. STRENGTH	TEAM	ADJ.	CONF.	ADJ CONF.
Average RPI Loss:	125	RECORD	PCT. RANK	GAMES	SCHEDULE	OF SCHEDULE	RPI	RPI	RPI	RPI
DIV. I ONLY	13- 16	202	3- 7	121	155	181	181	12	12	
DIV. I NON-CONF.	7- 3	85	0- 0	66	284	74	74	10	10	
TOTALS	RPI 1-25	RPI 26-50	W-L RECORDS	RPI 51-100	RPI 101-150	RPI 150+				
13- 16	0- 0	0- 5	OVERALL	1- 3	3- 1	9- 7				
9- 6	0- 0	0- 3	HOME	0- 1	3- 0	6- 2				
3- 9	0- 0	0- 2	AWAY	1- 2	0- 1	2- 4				
1- 1	0- 0	0- 0	NEUTRAL	0- 0	0- 0	1- 1				
7- 3	0- 0	0- 2	NON-CONFERENCE	1- 0	2- 0	4- 1				
5- 1	0- 0	0- 1	HOME	0- 0	2- 0	3- 0				
1- 2	0- 0	0- 1	AWAY	1- 0	0- 0	0- 1				
1- 0	0- 0	0- 0	NEUTRAL	0- 0	0- 0	1- 0				
6- 13	0- 0	0- 3	CONFERENCE	0- 3	1- 1	5- 6				
4- 5	0- 0	0- 2	HOME	0- 1	1- 0	3- 2				
2- 7	0- 0	0- 1	AWAY	0- 2	0- 1	2- 3				
0- 1	0- 0	0- 0	NEUTRAL	0- 0	0- 0	0- 1				

RPI S	Opponent	Score	RPI S	Opponent	Score	RPI S	Opponent	Score	RPI S	Opponent	Score	Team's RPI: 181
31	H Western Ky.	62 81	54	A FGCU	62 55	131	H Marshall	84 73				
36	A UTEP	47 75	62	A Middle Tenn.	65 71	134	H Akron	91 77				
36	H UTEP	66 78	62	H Middle Tenn.	73 83	135	A Old Dominion	45 85				
37	H South Dakota	53 76	100	A Charlotte	79 85	141	H Milwaukee	71 67				
41	A Kansas St.	53 102				156	A UAB	52 51				
						156	H UAB	62 67				
						173	A Montana	69 83				
						192	A Southern Miss.	80 89				
						206	A Louisiana Tech	62 65				
						228	H Rice	54 75				
						239	H North Texas	71 61				
						239	N North Texas	74 79				
						241	H Bethune-Cookman	82 60				
						256	N Tennessee St.	69 64				
						265	A UTSA	54 57				
						265	H UTSA	64 51				
						282	H Miami (OH)	68 65				
						304	A FIU	63 52				
						304	H FIU	87 82				
						321	H Delaware St.	83 55				
LAST 12 Division I GAMES:												
239	N North Texas	74 79	36	A UTEP	47 75							
156	A UAB	52 51	265	A UTSA	54 57							
62	A Middle Tenn.	65 71	156	H UAB	62 67							
304	A FIU	63 52	62	H Middle Tenn.	73 83							
239	H North Texas	71 61	100	A Charlotte	79 85							
228	H Rice	54 75	135	A Old Dominion	45 85							

Non-Div I Games: Keiser 74 52

Fla. Atlantic

FloridaFlorida

Florida

Page 100

Average RPI Win:	288	WON-LOST	WINNING	LAST 10	STRENGTH OF	OPP. STRENGTH	TEAM	ADJ.	CONF.	ADJ CONF.
Average RPI Loss:	228	RECORD	PCT. RANK	GAMES	SCHEDULE	OF SCHEDULE	RPI	RPI	RPI	RPI
DIV. I ONLY	14- 15	179	5- 5	349	320	290	290	32	32	
DIV. I NON-CONF.	4- 7	221	0- 0	347	194	322	322	30	30	
TOTALS	RPI 1-25	RPI 26-50	W-L RECORDS	RPI 51-100	RPI 101-150	RPI 150+				
14- 15	0- 0	0- 0	OVERALL	0- 1	0- 1	14- 13				
6- 5	0- 0	0- 0	HOME	0- 0	0- 1	6- 4				
5- 8	0- 0	0- 0	AWAY	0- 1	0- 0	5- 7				
3- 2	0- 0	0- 0	NEUTRAL	0- 0	0- 0	3- 2				
4- 7	0- 0	0- 0	NON-CONFERENCE	0- 1	0- 1	4- 5				
1- 2	0- 0	0- 0	HOME	0- 0	0- 1	1- 1				
1- 4	0- 0	0- 0	AWAY	0- 1	0- 0	1- 3				
2- 1	0- 0	0- 0	NEUTRAL	0- 0	0- 0	2- 1				
10- 8	0- 0	0- 0	CONFERENCE	0- 0	0- 0	10- 8				
5- 3	0- 0	0- 0	HOME	0- 0	0- 0	5- 3				
4- 4	0- 0	0- 0	AWAY	0- 0	0- 0	4- 4				
1- 1	0- 0	0- 0	NEUTRAL	0- 0	0- 0	1- 1				

RPI 1-25				RPI 26-50				RPI 51-100				RPI 101+ Team's RPI: 290					
RPI	S	Opponent	Score	RPI	S	Opponent	Score	RPI	S	Opponent	Score	RPI	S	Opponent	Score		
								56	A	Southern California	45	88	119	H	Mercer	50	54
												151	A	North Carolina	58	94	
												168	N	UC Davis	61	58	
												177	A	N.C. A&T	51	80	
												177	H	N.C. A&T	66	70	
												177	N	N.C. A&T	50	67	
												207	A	Hampton	66	59	
												230	H	Coppin St.	79	73	
												241	A	Bethune-Cookman	60	67	
												241	H	Bethune-Cookman	53	48	
												251	A	Clemson	77	68	
												255	H	Morgan St.	62	67	
												272	A	UCF	55	93	
												279	A	UMES	47	61	
												289	H	Kennesaw St.	69	67	
												293	H	South Carolina St.	62	68	
												297	A	Savannah St.	46	65	
												297	H	Savannah St.	59	38	
												301	N	Western Caro.	53	69	
												304	A	FIU	65	81	
												319	H	Southeastern La.	57	62	
												321	H	Delaware St.	86	56	
												321	N	Delaware St.	79	74	
												327	A	Howard	64	53	
												334	N	New Orleans	71	60	
												347	A	Norfolk St.	83	67	
LAST 12 Division I GAMES:																	
				177	N	N.C. A&T	50	67		241	H	Bethune-Cookman	53	48			
				321	N	Delaware St.	79	74		348	A	N.C. Central	69	54			
				297	A	Savannah St.	46	65		177	A	N.C. A&T	51	80			
				177	H	N.C. A&T	66	70		321	H	Delaware St.	86	56			
				327	A	Howard	64	53		348	H	N.C. Central	55	45			
				279	A	UMES	47	61		241	A	Bethune-Cookman	60	67			

Non-Div I Games: Clark Atlanta 98 88 Fla. Memorial 66 62

Florida A&M

Loss, Non-Conf, S Site, H Home A Away N Neutral

RPI	S	Opponent	Score	
348	A	N.C. Central	69	54
348	H	N.C. Central	55	45

F
l
o
r
i
d
a

A
&

M

F
l
o
r
i
d
a

A
&

M

Florida A&M

Average RPI Win: 131		WON-LOST	WINNING	LAST 10	STRENGTH OF	OPP. STRENGTH	TEAM	ADJ.	CONF.	ADJ CONF.
Average RPI Loss: 12		RECORD	PCT. RANK	GAMES	SCHEDULE	OF SCHEDULE	RPI	RPI	RPI	RPI
DIV. I ONLY		25- 8	35	6- 4	17	29	13	13	4	4
DIV. I NON-CONF.		12- 4	55	2- 1	18	46	17	17	4	4
TOTALS		RPI 1-25	RPI 26-50		W-L RECORDS		RPI 51-100	RPI 101-150	RPI 150+	
25- 8		1- 6	3- 2		OVERALL		7- 0	6- 0	8- 0	
15- 1		0- 1	1- 0		HOME		5- 0	4- 0	5- 0	
8- 4		1- 3	2- 1		AWAY		1- 0	2- 0	2- 0	
2- 3		0- 2	0- 1		NEUTRAL		1- 0	0- 0	1- 0	
12- 4		1- 3	0- 1		NON-CONFERENCE		4- 0	2- 0	5- 0	
8- 0		0- 0	0- 0		HOME		3- 0	2- 0	3- 0	
2- 2		1- 1	0- 1		AWAY		0- 0	0- 0	1- 0	
2- 2		0- 2	0- 0		NEUTRAL		1- 0	0- 0	1- 0	
13- 4		0- 3	3- 1		CONFERENCE		3- 0	4- 0	3- 0	
7- 1		0- 1	1- 0		HOME		2- 0	2- 0	2- 0	
6- 2		0- 2	2- 0		AWAY		1- 0	2- 0	1- 0	
0- 1		0- 0	0- 1		NEUTRAL		0- 0	0- 0	0- 0	

RPI	S	Opponent	Score
1	N	UConn	49 73
2	H	Notre Dame	66 73
3	N	Baylor	58 78
8	A	Syracuse	73 83
12	A	Arizona St.	56 68
16	A	Louisville	69 79
25	A	Texas A&M	74 56

RPI	S	Opponent	Score
28	A	Miami (FL)	69 58
28	H	Miami (FL)	70 67
28	N	Miami (FL)	56 74
29	A	Florida	72 82
50	A	Duke	69 53

RPI	S	Opponent	Score
53	A	North Carolina St.	56 52
55	H	Temple	75 47
62	N	Middle Tenn.	72 55
64	H	Tulane	78 72
66	H	Rutgers	65 43
74	H	Georgia Tech	75 69
91	H	Virginia	70 48

RPI	S	Opponent	Score
114	H	Virginia Tech	68 50
119	H	Mercer	79 36
120	H	Boston College	75 42
125	H	Jacksonville	77 60
132	A	Pittsburgh	66 55
133	A	Wake Forest	96 55
151	H	North Carolina	94 63
156	H	UAB	84 44
208	N	Sam Houston St.	94 37
251	A	Clemson	85 40
251	H	Clemson	75 56
260	H	Murray St.	101 59
324	A	LIU Brooklyn	78 42
325	H	North Florida	80 28

LAST 12 Division I GAMES:

3	N	Baylor	58 78
25	A	Texas A&M	74 56
62	N	Middle Tenn.	72 55
28	N	Miami (FL)	56 74
28	H	Miami (FL)	70 67
53	A	North Carolina St.	56 52
2	H	Notre Dame	66 73
8	A	Syracuse	73 83
151	H	North Carolina	94 63
50	A	Duke	69 53
251	H	Clemson	75 56
114	H	Virginia Tech	68 50

Non-Div I Games:

Florida St.

Average RPI Win:	213	WON-LOST	WINNING	LAST 10	STRENGTH OF	OPP. STRENGTH	TEAM	ADJ.	CONF.	ADJ CONF.
Average RPI Loss:	87	RECORD	PCT. RANK	GAMES	SCHEDULE	OF SCHEDULE	RPI	RPI	RPI	RPI
DIV. I ONLY	14- 17	198	5- 5	102	92	163	163	8	8	
DIV. I NON-CONF.	5- 8	208	0- 0	191	134	227	227	8	8	
TOTALS	RPI 1-25	RPI 26-50	W-L RECORDS	RPI 51-100	RPI 101-150	RPI 150+				
14- 17	0- 3	2- 3	OVERALL	0- 5	1- 3	11- 3				
11- 4	0- 0	2- 0	HOME	0- 3	1- 0	8- 1				
2- 10	0- 0	0- 2	AWAY	0- 1	0- 0	2- 0				
1- 3	0- 2	0- 0	NEUTRAL	0- 0	0- 1	1- 0				
5- 8	0- 1	0- 2	NON-CONFERENCE	0- 2	0- 2	5- 1				
4- 3	0- 0	0- 0	HOME	0- 2	0- 0	4- 1				
1- 3	0- 0	0- 2	AWAY	0- 0	0- 1	1- 0				
0- 2	0- 1	0- 0	NEUTRAL	0- 0	0- 1	0- 0				
9- 9	0- 2	2- 1	CONFERENCE	0- 3	1- 1	6- 2				
7- 1	0- 0	2- 0	HOME	0- 1	1- 0	4- 0				
1- 7	0- 1	0- 1	AWAY	0- 2	0- 1	1- 2				
1- 1	0- 1	0- 0	NEUTRAL	0- 0	0- 0	1- 0				

RPI 1-25				RPI 26-50				RPI 51-100				RPI 101+ Team's RPI: 163			
RPI	S	Opponent	Score	RPI	S	Opponent	Score	RPI	S	Opponent	Score	RPI	S	Opponent	Score
8	N	Syracuse	54 76	30	A	St. Bonaventure	41 55	55	H	Temple	44 57	123	A	Saint Joseph's	51 61
19	A	Duquesne	40 55	30	H	St. Bonaventure	77 68	57	H	Saint Louis	49 51	123	H	Saint Joseph's	47 40
19	N	Duquesne	65 70	33	H	George Washington	76 69	77	H	Vanderbilt	40 53	139	A	Penn St.	59 75
				46	A	Princeton	44 55	80	A	VCU	51 61	143	N	Texas Tech	48 62
				47	A	Seton Hall	54 66	88	A	Dayton	55 77	157	H	Delaware	48 55
												171	H	George Mason	66 54
												196	A	Davidson	51 69
												196	H	Davidson	51 40
												200	A	Richmond	48 52
												216	H	Rhode Island	50 42
												225	A	Massachusetts	60 55
												225	N	Massachusetts	73 62
												248	A	Manhattan	60 49
												275	H	Central Conn. St.	63 48
												281	H	La Salle	54 44
												312	H	A&M-Corpus Christi	67 49
												321	H	Delaware St.	74 58
												329	H	Lafayette	61 49
LAST 12 Division I GAMES:															
19	N	Duquesne	65 70	281	H	La Salle	54 44								
225	N	Massachusetts	73 62	123	A	Saint Joseph's	51 61								
88	A	Dayton	55 77	225	A	Massachusetts	60 55								
30	H	St. Bonaventure	77 68	33	H	George Washington	76 69								
57	H	Saint Louis	49 51	216	H	Rhode Island	50 42								
200	A	Richmond	48 52	80	A	VCU	51 61								

Non-Div I Games:

Fordham

■ Loss,
 ■ Non-Conf, S Site,
 ■ Home
 ■ Away
 N Neutral

Average RPI Win:	229	WON-LOST	WINNING	LAST 10	STRENGTH OF	OPP. STRENGTH	TEAM	ADJ.	CONF.	ADJ CONF.
Average RPI Loss:	95	RECORD	PCT. RANK	GAMES	SCHEDULE	OF SCHEDULE	RPI	RPI	RPI	RPI
DIV. I ONLY	20- 12	90	7- 3	115	191	97	97	20	20	
DIV. I NON-CONF.	3- 8	257	1- 1	15	60	154	154	21	21	
TOTALS	RPI 1-25	RPI 26-50	W-L RECORDS	RPI 51-100	RPI 101-150	RPI 150+				
20- 12	0- 1	0- 3	OVERALL	1- 5	0- 0	19- 3				
10- 4	0- 1	0- 1	HOME	1- 1	0- 0	9- 1				
8- 7	0- 0	0- 1	AWAY	0- 4	0- 0	8- 2				
2- 1	0- 0	0- 1	NEUTRAL	0- 0	0- 0	2- 0				
3- 8	0- 1	0- 1	NON-CONFERENCE	1- 5	0- 0	2- 1				
2- 3	0- 1	0- 1	HOME	1- 1	0- 0	1- 0				
0- 5	0- 0	0- 0	AWAY	0- 4	0- 0	0- 1				
1- 0	0- 0	0- 0	NEUTRAL	0- 0	0- 0	1- 0				
17- 4	0- 0	0- 2	CONFERENCE	0- 0	0- 0	17- 2				
8- 1	0- 0	0- 0	HOME	0- 0	0- 0	8- 1				
8- 2	0- 0	0- 1	AWAY	0- 0	0- 0	8- 1				
1- 1	0- 0	0- 1	NEUTRAL	0- 0	0- 0	1- 0				

RPI 1-25				RPI 26-50				RPI 51-100				Team's RPI: 97	RPI 101+			
RPI	S	Opponent	Score	RPI	S	Opponent	Score	RPI	S	Opponent	Score		RPI	S	Opponent	Score
15	H	Washington	79 89	33	H	George Washington	53 61	58	A	Oregon	59 84		153	H	Boise St.	62 57
				48	A	Colorado St.	55 68	69	A	St. Mary's (CA)	81 83		154	N	Northeastern	69 55
				48	N	Colorado St.	54 55	70	A	UC Riverside	68 86		172	A	New Mexico	69 65
								71	H	Santa Clara	59 53		172	H	New Mexico	51 43
								73	A	Utah	63 78		199	A	Cal Poly	60 64
								78	H	San Diego	68 72		201	A	San Jose St.	59 54
													201	H	San Jose St.	64 66
													212	A	UNLV	66 60
													212	A	UNLV	57 52
													212	H	UNLV	58 54
													217	H	CSU Bakersfield	57 52
													235	A	Utah St.	67 61
													235	H	Utah St.	66 62
													235	N	Utah St.	55 47
													242	A	San Diego St.	54 65
													242	H	San Diego St.	54 49
													259	A	Wyoming	49 42
													259	H	Wyoming	64 52
													326	A	Nevada	67 59
													326	H	Nevada	65 56
													342	A	Air Force	63 48
													342	H	Air Force	70 46
LAST 12 Division I GAMES:																
				58	A	Oregon	59 84	48	A	Colorado St.	55 68					
				71	H	Santa Clara	59 53	172	H	New Mexico	51 43					
				48	N	Colorado St.	54 55	342	A	Air Force	63 48					
				212	A	UNLV	66 60	235	A	Utah St.	67 61					
				235	N	Utah St.	55 47	259	H	Wyoming	64 52					
				235	H	Utah St.	66 62	326	H	Nevada	65 56					

Non-Div I Games: Fresno Pacific 78 33 Stanislaus St. 72 49

Fresno St.

Loss, Non-Conf, S Site, H Home A Away N Neutral

Average RPI Win: 264	WON-LOST	WINNING	LAST 10	STRENGTH OF	OPP. STRENGTH	TEAM	ADJ.	CONF.	ADJ CONF.
Average RPI Loss: 131	RECORD	PCT. RANK	GAMES	SCHEDULE	OF SCHEDULE	RPI	RPI	RPI	RPI
DIV. I ONLY	13- 16	202	4- 6	247	211	219	219	18	18
DIV. I NON-CONF.	5- 8	208	0- 0	271	248	242	242	16	16
TOTALS	RPI 1-25	RPI 26-50	W-L RECORDS	RPI 51-100	RPI 101-150	RPI 150+			
13- 16	0- 0	0- 3	OVERALL	0- 1	0- 8	13- 4			
7- 5	0- 0	0- 1	HOME	0- 0	0- 3	7- 1			
5- 10	0- 0	0- 0	AWAY	0- 1	0- 1	5- 0			
1- 1	0- 0	0- 0	NEUTRAL	0- 0	0- 1	1- 0			
5- 8	0- 0	0- 1	NON-CONFERENCE	0- 1	0- 3	5- 3			
3- 2	0- 0	0- 0	HOME	0- 0	0- 1	3- 1			
2- 6	0- 0	0- 1	AWAY	0- 1	0- 2	2- 2			
0- 0	0- 0	0- 0	NEUTRAL	0- 0	0- 0	0- 0			
8- 8	0- 0	0- 2	CONFERENCE	0- 0	0- 5	8- 1			
4- 3	0- 0	0- 1	HOME	0- 0	0- 2	4- 0			
3- 4	0- 0	0- 1	AWAY	0- 0	0- 2	3- 1			
1- 1	0- 0	0- 0	NEUTRAL	0- 0	0- 1	1- 0			

RPI S	Opponent	Score	RPI S	Opponent	Score	RPI S	Opponent	Score	RPI S	Opponent	Score	Team's RPI: 219
42	A Chattanooga	46 61	80	A VCU	45 67	101	H Elon	55 65				
42	H Chattanooga	50 56				114	A Virginia Tech	30 59				
45	A Georgia	39 77				115	A Samford	63 77				
						115	H Samford	45 58				
						117	A UNC Asheville	71 84				
						119	A Mercer	62 64				
						119	H Mercer	50 61				
						119	N Mercer	50 64				
						166	A ETSU	64 68				
						166	H ETSU	81 77				
						166	N ETSU	71 68				
						191	A USC Upstate	75 63				
						196	H Davidson	51 69				
						200	A Richmond	69 62				
						251	H Clemson	70 49				
						253	A Appalachian St.	78 92				
						293	H South Carolina St.	59 46				
						301	A Western Caro.	83 76				
						301	H Western Caro.	71 56				
						306	A Wofford	70 61				
						306	H Wofford	70 64				
						310	A UNCG	75 59				
						310	H UNCG	85 71				
						328	H Winthrop	71 52				
						348	A N.C. Central	61 66				
LAST 12 Division I GAMES:												
119	N Mercer	50 64	306	H Wofford	70 64							
166	N ETSU	71 68	166	A ETSU	64 68							
119	A Mercer	62 64	42	A Chattanooga	46 61							
115	A Samford	63 77	119	H Mercer	50 61							
301	H Western Caro.	71 56	115	H Samford	45 58							
310	H UNCG	85 71	310	A UNCG	75 59							

Non-Div I Games: Converse 89 52 North Greenville 69 39

Furman

Loss, Non-Conf, S Site, H Home A Away N Neutral

Ga. Southern

Through Games Of April 5, 2016

Average RPI Win:	264	WON-LOST	WINNING	LAST 10	STRENGTH OF	OPP. STRENGTH	TEAM	ADJ.	CONF.	ADJ CONF.
Average RPI Loss:	164	RECORD	PCT. RANK	GAMES	SCHEDULE	OF SCHEDULE	RPI	RPI	RPI	RPI
DIV. I ONLY	7- 22	298	1- 9	210	236	291	291	15	15	
DIV. I NON-CONF.	3- 6	231	0- 0	237	346	267	267	14	14	
TOTALS	RPI 1-25	RPI 26-50	W-L RECORDS	RPI 51-100	RPI 101-150	RPI 150+				
7- 22	0- 0	0- 3	OVERALL	0- 2	0- 7	7- 10				
4- 10	0- 0	0- 1	HOME	0- 1	0- 3	4- 5				
3- 11	0- 0	0- 2	AWAY	0- 1	0- 4	3- 4				
0- 1	0- 0	0- 0	NEUTRAL	0- 0	0- 0	0- 1				
3- 6	0- 0	0- 1	NON-CONFERENCE	0- 0	0- 1	3- 4				
2- 2	0- 0	0- 0	HOME	0- 0	0- 0	2- 2				
1- 3	0- 0	0- 1	AWAY	0- 0	0- 1	1- 1				
0- 1	0- 0	0- 0	NEUTRAL	0- 0	0- 0	0- 1				
4- 16	0- 0	0- 2	CONFERENCE	0- 2	0- 6	4- 6				
2- 8	0- 0	0- 1	HOME	0- 1	0- 3	2- 3				
2- 8	0- 0	0- 1	AWAY	0- 1	0- 3	2- 3				
0- 0	0- 0	0- 0	NEUTRAL	0- 0	0- 0	0- 0				

RPI S	Opponent	Score	RPI S	Opponent	Score	RPI S	Opponent	Score	RPI S	Opponent	Score	Team's RPI: 291
40	A Arkansas St.	54 77	40	H Arkansas St.	52 79	98	A Little Rock	36 69	112	A Troy	68 84	
45	A Georgia	28 75				98	H Little Rock	45 50	112	H Troy	66 81	
									116	A La.-Lafayette	49 56	
									116	H La.-Lafayette	39 56	
									119	A Mercer	50 62	
									150	A UT Arlington	31 70	
									150	H UT Arlington	41 53	
									164	H Robert Morris	49 64	
									169	A Stetson	57 79	
									194	A South Ala.	45 48	
									194	H South Ala.	57 43	
									241	N Bethune-Cookman	49 65	
									245	A Texas St.	56 61	
									245	H Texas St.	78 64	
									253	A Appalachian St.	65 50	
									253	H Appalachian St.	62 68	
									270	A La.-Monroe	49 59	
									270	H La.-Monroe	49 50	
									271	A Georgia St.	61 50	
									271	H Georgia St.	60 61	
									288	H Charleston So.	64 51	
									297	A Savannah St.	64 48	
									298	H Jacksonville St.	60 56	
									333	H Lipscomb	55 66	
LAST 12 Division I GAMES:												
116	A La.-Lafayette	49 56	194	A South Ala.	45 48							
270	A La.-Monroe	49 59	112	A Troy	68 84							
253	H Appalachian St.	62 68	245	H Texas St.	78 64							
271	H Georgia St.	60 61	150	H UT Arlington	41 53							
98	H Little Rock	45 50	40	A Arkansas St.	54 77							
40	H Arkansas St.	52 79	98	A Little Rock	36 69							

Non-Div I Games:

Ga. Southern

■ Loss,
 ■ Non-Conf, S Site,
 ■ Home
 ■ Away
 N Neutral

Average RPI Win: 236		WON-LOST	WINNING	LAST 10	STRENGTH OF	OPP. STRENGTH	TEAM	ADJ.	CONF.	ADJ CONF.
Average RPI Loss: 213		RECORD	PCT. RANK	GAMES	SCHEDULE	OF SCHEDULE	RPI	RPI	RPI	RPI
DIV. I ONLY		17- 12	117	6- 4	322	285	213	213	25	25
DIV. I NON-CONF.		4- 4	151	0- 0	335	173	281	281	29	29
TOTALS		RPI 1-25	RPI 26-50	W-L RECORDS	RPI 51-100	RPI 101-150	RPI 150+			
17- 12	0- 0		0- 0	OVERALL	0- 0	3- 3	14- 9			
12- 2	0- 0		0- 0	HOME	0- 0	2- 0	10- 2			
5- 6	0- 0		0- 0	AWAY	0- 0	1- 1	4- 5			
0- 4	0- 0		0- 0	NEUTRAL	0- 0	0- 2	0- 2			
4- 4	0- 0		0- 0	NON-CONFERENCE	0- 0	0- 2	4- 2			
3- 1	0- 0		0- 0	HOME	0- 0	0- 0	3- 1			
1- 0	0- 0		0- 0	AWAY	0- 0	0- 0	1- 0			
0- 3	0- 0		0- 0	NEUTRAL	0- 0	0- 2	0- 1			
13- 8	0- 0		0- 0	CONFERENCE	0- 0	3- 1	10- 7			
9- 1	0- 0		0- 0	HOME	0- 0	2- 0	7- 1			
4- 6	0- 0		0- 0	AWAY	0- 0	1- 1	3- 5			
0- 1	0- 0		0- 0	NEUTRAL	0- 0	0- 0	0- 1			

RPI 1-25				RPI 26-50				RPI 51-100				RPI 101+ Team's RPI: 213			
RPI	S	Opponent	Score	RPI	S	Opponent	Score	RPI	S	Opponent	Score	RPI	S	Opponent	Score
												117	A	UNC Asheville	58 56
												117	H	UNC Asheville	57 51
												126	N	Arizona	60 79
												127	A	Liberty	51 73
												127	H	Liberty	61 57
												149	N	Western Mich.	44 71
												151	A	North Carolina	66 65
												178	A	Radford	51 54
												178	H	Radford	54 50
												187	A	Presbyterian	53 60
												187	H	Presbyterian	51 40
												187	N	Presbyterian	51 58
												189	H	Pacific	77 84
												197	N	SMU	61 69
												252	A	High Point	79 72
												252	H	High Point	82 70
												257	A	Campbell	70 35
												257	H	Campbell	68 56
												287	A	Coastal Caro.	61 51
												287	H	Coastal Caro.	56 59
												288	A	Charleston So.	63 66
												288	H	Charleston So.	63 55
												289	H	Kennesaw St.	70 56
												306	H	Wofford	64 61
												310	H	UNCG	59 57
												315	A	Longwood	59 62
LAST 12 Division I GAMES:															
				187	N	Presbyterian	51 58	252	A	High Point	79 72				
				315	A	Longwood	59 62	178	A	Radford	51 54				
				287	A	Coastal Caro.	61 51	328	H	Winthrop	70 52				
				117	H	UNC Asheville	57 51	257	H	Campbell	68 56				
				288	A	Charleston So.	63 66	187	A	Presbyterian	53 60				
				187	H	Presbyterian	51 40	127	A	Liberty	51 73				

Non-Div I Games:	Montreat	84	49	Bluefield Col.	64	51
------------------	----------	----	----	----------------	----	----

Gardner-Webb

Loss, Non-Conf, S Site, H Home A Away N Neutral

RPI	S	Opponent	Score	
315	H	Longwood	67	42
328	A	Winthrop	62	81
328	H	Winthrop	70	52

Gardner-Webb

Gardner-Webb

Gardner-Webb

George Mason

Through Games Of April 5, 2016

Average RPI Win:	193	WON-LOST	WINNING	LAST 10	STRENGTH OF	OPP. STRENGTH	TEAM	ADJ.	CONF.	ADJ CONF.
Average RPI Loss:	96	RECORD	PCT. RANK	GAMES	SCHEDULE	OF SCHEDULE	RPI	RPI	RPI	RPI
DIV. I ONLY	12- 19	242	4- 6	97	85	171	171	8	8	
DIV. I NON-CONF.	5- 8	208	0- 0	263	100	240	240	8	8	
TOTALS	RPI 1-25	RPI 26-50	W-L RECORDS	RPI 51-100	RPI 101-150	RPI 150+				
12- 19	0- 1	0- 6	OVERALL	3- 4	1- 3	8- 5				
7- 5	0- 1	0- 1	HOME	1- 1	1- 1	5- 1				
2- 12	0- 0	0- 3	AWAY	1- 3	0- 2	1- 4				
3- 2	0- 0	0- 2	NEUTRAL	1- 0	0- 0	2- 0				
5- 8	0- 0	0- 2	NON-CONFERENCE	0- 1	0- 3	5- 2				
3- 1	0- 0	0- 0	HOME	0- 0	0- 1	3- 0				
0- 6	0- 0	0- 1	AWAY	0- 1	0- 2	0- 2				
2- 1	0- 0	0- 1	NEUTRAL	0- 0	0- 0	2- 0				
7- 11	0- 1	0- 4	CONFERENCE	3- 3	1- 0	3- 3				
4- 4	0- 1	0- 1	HOME	1- 1	1- 0	2- 1				
2- 6	0- 0	0- 2	AWAY	1- 2	0- 0	1- 2				
1- 1	0- 0	0- 1	NEUTRAL	1- 0	0- 0	0- 0				

RPI	S	Opponent	Score	RPI	S	Opponent	Score	RPI	S	Opponent	Score	RPI	S	Opponent	Score	Team's RPI: 171
19	H	Duquesne	56 72	30	A	St. Bonaventure	55 70	57	A	Saint Louis	73 63	110	H	Georgetown	57 63	
				31	N	Western Ky.	58 84	57	H	Saint Louis	50 61	114	A	Virginia Tech	63 80	
				33	A	George Washington	68 82	73	A	Utah	62 74	123	H	Saint Joseph's	55 41	
				33	H	George Washington	66 73	80	A	VCU	34 65	126	A	Arizona	60 68	
				33	N	George Washington	48 78	80	H	VCU	70 54	157	H	Delaware	90 83	
				49	A	Auburn	59 88	88	A	Dayton	58 81	163	A	Fordham	54 66	
								88	N	Dayton	66 62	178	A	Radford	63 66	
												190	N	Tulsa	64 63	
												196	A	Davidson	63 68	
												200	H	Richmond	50 57	
												212	A	UNLV	59 67	
												216	A	Rhode Island	68 65	
												225	H	Massachusetts	64 59	
												268	N	Pepperdine	71 63	
												281	H	La Salle	79 70	
												286	H	Towson	88 76	
												342	H	Air Force	69 52	
LAST 12 Division I GAMES:																
				33	N	George Washington	48 78	88	A	Dayton	58 81					
				88	N	Dayton	66 62	123	H	Saint Joseph's	55 41					
				33	H	George Washington	66 73	196	A	Davidson	63 68					
				80	A	VCU	34 65	225	H	Massachusetts	64 59					
				200	H	Richmond	50 57	57	H	Saint Louis	50 61					
				216	A	Rhode Island	68 65	33	A	George Washington	68 82					

Non-Div I Games:

George Mason

■ Loss,
 ■ Non-Conf,
 ■ S Site,
 ■ H Home
 ■ A Away
 N Neutral

Average RPI Win:	150	WON-LOST	WINNING	LAST 10	STRENGTH OF	OPP. STRENGTH	TEAM	ADJ.	CONF.	ADJ CONF.
Average RPI Loss:	69	RECORD	PCT. RANK	GAMES	SCHEDULE	OF SCHEDULE	RPI	RPI	RPI	RPI
DIV. I ONLY	26- 7	25	7- 3	81	79	33	33	8	8	
DIV. I NON-CONF.	10- 4	74	0- 1	92	48	62	62	8	8	
TOTALS	RPI 1-25	RPI 26-50	W-L RECORDS	RPI 51-100	RPI 101-150	RPI 150+				
26- 7	2- 1	0- 2	OVERALL	8- 2	2- 1	14- 1				
12- 2	0- 0	0- 0	HOME	4- 2	0- 0	8- 0				
9- 3	1- 1	0- 1	AWAY	2- 0	2- 0	4- 1				
5- 2	1- 0	0- 1	NEUTRAL	2- 0	0- 1	2- 0				
10- 4	0- 1	0- 1	NON-CONFERENCE	4- 1	1- 1	5- 0				
5- 1	0- 0	0- 0	HOME	2- 1	0- 0	3- 0				
3- 1	0- 1	0- 0	AWAY	1- 0	1- 0	1- 0				
2- 2	0- 0	0- 1	NEUTRAL	1- 0	0- 1	1- 0				
16- 3	2- 0	0- 1	CONFERENCE	4- 1	1- 0	9- 1				
7- 1	0- 0	0- 0	HOME	2- 1	0- 0	5- 0				
6- 2	1- 0	0- 1	AWAY	1- 0	1- 0	3- 1				
3- 0	1- 0	0- 0	NEUTRAL	1- 0	0- 0	1- 0				

RPI 1-25				RPI 26-50				Team's RPI: 33	RPI 51-100				RPI 101+			
RPI	S	Opponent	Score	RPI	S	Opponent	Score		RPI	S	Opponent	Score	RPI	S	Opponent	Score
7	A	Stanford	63 84	30	A	St. Bonaventure	67 69		54	H	FGCU	60 64	108	N	Wright St.	71 77
19	A	Duquesne	70 52	41	N	Kansas St.	51 56		57	H	Saint Louis	89 80	121	A	Memphis	68 62
19	N	Duquesne	63 60						65	H	Villanova	78 70	123	A	Saint Joseph's	70 45
									68	N	Iowa	81 77	163	A	Fordham	69 76
									80	H	VCU	68 79	171	A	George Mason	73 66
									80	N	VCU	72 58	171	H	George Mason	82 68
									88	A	Dayton	62 61	171	N	George Mason	78 48
									88	H	Dayton	72 62	184	H	Grambling	85 58
									97	A	Fresno St.	61 53	188	A	Illinois	70 57
									99	H	Iona	70 65	196	A	Davidson	79 60
													200	A	Richmond	62 47
													200	H	Richmond	55 53
													216	H	Rhode Island	68 52
													221	H	Hartford	82 51
													225	H	Massachusetts	67 50
													274	H	American	78 48
													281	H	La Salle	83 59
													283	N	Houston	82 78
LAST 12 Division I GAMES:																
41	N	Kansas St.	51 56	80	H	VCU	68 79									
19	N	Duquesne	63 60	30	A	St. Bonaventure	67 69									
80	N	VCU	72 58	88	H	Dayton	72 62									
171	N	George Mason	78 48	200	A	Richmond	62 47									
171	A	George Mason	73 66	163	A	Fordham	69 76									
200	H	Richmond	55 53	57	H	Saint Louis	89 80									

Non-Div I Games:

George Washington

Average RPI Win:	174	WON-LOST	WINNING	LAST 10	STRENGTH OF	OPP. STRENGTH	TEAM	ADJ.	CONF.	ADJ CONF.
Average RPI Loss:	83	RECORD	PCT. RANK	GAMES	SCHEDULE	OF SCHEDULE	RPI	RPI	RPI	RPI
DIV. I ONLY	16- 14	152	5- 5	99	83	110	110	6	6	
DIV. I NON-CONF.	7- 4	102	0- 1	192	181	96	96	6	6	
TOTALS	RPI 1-25	RPI 26-50	W-L RECORDS	RPI 51-100	RPI 101-150	RPI 150+				
16- 14	0- 2	1- 2	OVERALL	2- 5	4- 2	9- 3				
8- 4	0- 1	0- 1	HOME	0- 2	3- 0	5- 0				
6- 9	0- 1	1- 1	AWAY	1- 2	1- 2	3- 3				
2- 1	0- 0	0- 0	NEUTRAL	1- 1	0- 0	1- 0				
7- 4	0- 0	0- 1	NON-CONFERENCE	1- 1	1- 1	5- 1				
3- 0	0- 0	0- 0	HOME	0- 0	1- 0	2- 0				
2- 4	0- 0	0- 1	AWAY	0- 1	0- 1	2- 1				
2- 0	0- 0	0- 0	NEUTRAL	1- 0	0- 0	1- 0				
9- 10	0- 2	1- 1	CONFERENCE	1- 4	3- 1	4- 2				
5- 4	0- 1	0- 1	HOME	0- 2	2- 0	3- 0				
4- 5	0- 1	1- 0	AWAY	1- 1	1- 1	1- 2				
0- 1	0- 0	0- 0	NEUTRAL	0- 1	0- 0	0- 0				

RPI S Opponent	Score	RPI S Opponent	Score	RPI S Opponent	Score	RPI S Opponent	Score	Team's RPI: 110
23 A DePaul	53 75	30 A St. Bonaventure	54 69	52 A St. John's (NY)	55 63	105 A Marquette	72 87	
23 H DePaul	66 80	47 A Seton Hall	73 65	52 H St. John's (NY)	60 65	105 H Marquette	75 72	
		47 H Seton Hall	75 83	52 N St. John's (NY)	52 65	114 H Virginia Tech	73 56	
				65 A Villanova	57 51	118 A Creighton	57 44	
				65 H Villanova	60 63	118 H Creighton	69 57	
				66 A Rutgers	55 57	121 A Memphis	53 57	
				87 N Quinnipiac	80 68	157 H Delaware	61 50	
						159 A Alabama	66 78	
						170 A Xavier	54 59	
						170 H Xavier	63 51	
						171 A George Mason	63 57	
						193 A Butler	76 82	
						193 H Butler	49 35	
						267 A Providence	82 51	
						267 H Providence	63 53	
						279 A UMES	71 60	
						286 H Towson	82 46	
						335 N St. Francis Brooklyn	74 52	
LAST 12 Division I GAMES:								
66 A Rutgers	55 57	47 A Seton Hall	73 65					
52 N St. John's (NY)	52 65	23 H DePaul	66 80					
170 H Xavier	63 51	105 H Marquette	75 72					
193 H Butler	49 35	118 A Creighton	57 44					
65 H Villanova	60 63	267 A Providence	82 51					
52 A St. John's (NY)	55 63	65 A Villanova	57 51					

Non-Div I Games:

Georgetown

■ Loss,
 ■ Non-Conf,
 ■ S Site,
 ■ H Home
 ■ A Away
 N Neutral

Average RPI Win:	136	WON-LOST	WINNING	LAST 10	STRENGTH OF	OPP. STRENGTH	TEAM	ADJ.	CONF.	ADJ CONF.
Average RPI Loss:	53	RECORD	PCT. RANK	GAMES	SCHEDULE	OF SCHEDULE	RPI	RPI	RPI	RPI
DIV. I ONLY	21- 10	71	6- 4	45	47	45	45	3	3	
DIV. I NON-CONF.	12- 2	14	0- 1	115	158	33	33	3	3	
TOTALS	RPI 1-25	RPI 26-50	W-L RECORDS	RPI 51-100	RPI 101-150	RPI 150+				
21- 10	2- 5	5- 2	OVERALL	2- 1	4- 1	8- 1				
14- 3	1- 1	3- 1	HOME	1- 0	2- 1	7- 0				
6- 5	0- 4	2- 0	AWAY	1- 0	2- 0	1- 1				
1- 2	1- 0	0- 1	NEUTRAL	0- 1	0- 0	0- 0				
12- 2	1- 1	1- 1	NON-CONFERENCE	1- 0	2- 0	7- 0				
9- 0	0- 0	1- 0	HOME	1- 0	1- 0	6- 0				
2- 1	0- 1	0- 0	AWAY	0- 0	1- 0	1- 0				
1- 1	1- 0	0- 1	NEUTRAL	0- 0	0- 0	0- 0				
9- 8	1- 4	4- 1	CONFERENCE	1- 1	2- 1	1- 1				
5- 3	1- 1	2- 1	HOME	0- 0	1- 1	1- 0				
4- 4	0- 3	2- 0	AWAY	1- 0	1- 0	0- 1				
0- 1	0- 0	0- 0	NEUTRAL	0- 1	0- 0	0- 0				

RPI	S	Opponent	Score	RPI	S	Opponent	Score	Team's RPI: 45	RPI	S	Opponent	Score	RPI	S	Opponent	Score
4	A	South Carolina	51 61	29	A	Florida	71 61		74	H	Georgia Tech	78 66	108	A	Wright St.	63 57
14	H	Kentucky	53 64	29	H	Florida	74 63		77	A	Vanderbilt	64 58	119	H	Mercer	57 44
17	A	Tennessee	60 80	39	A	Missouri	65 50		77	N	Vanderbilt	49 54	130	A	LSU	58 47
18	A	Michigan St.	45 66	39	H	Missouri	48 54						130	H	LSU	46 53
21	H	Mississippi St.	47 43	43	N	Indiana	58 62						142	H	Arkansas	72 57
22	N	BYU	66 58	47	H	Seton Hall	70 52						159	A	Alabama	50 64
25	A	Texas A&M	62 73	49	H	Auburn	63 30						169	H	Stetson	76 55
													179	H	Ole Miss	70 56
													219	H	Furman	77 39
													243	H	Cincinnati	60 42
													280	H	Tennessee Tech	81 48
													289	H	Kennesaw St.	89 34
													291	H	Ga. Southern	75 28
													303	A	CSUN	83 58
LAST 12 Division I GAMES:																
				43	N	Indiana	58 62		130	A	LSU	58 47				
				77	N	Vanderbilt	49 54		179	H	Ole Miss	70 56				
				17	A	Tennessee	60 80		39	A	Missouri	65 50				
				142	H	Arkansas	72 57		77	A	Vanderbilt	64 58				
				29	H	Florida	74 63		49	H	Auburn	63 30				
				4	A	South Carolina	51 61		130	H	LSU	46 53				

Non-Div I Games:

Georgia

■ Loss,
■ Non-Conf, S Site,
■ Home
■ Away
N Neutral

Average RPI Win:	256	WON-LOST	WINNING	LAST 10	STRENGTH OF	OPP. STRENGTH	TEAM	ADJ.	CONF.	ADJ CONF.
Average RPI Loss:	167	RECORD	PCT. RANK	GAMES	SCHEDULE	OF SCHEDULE	RPI	RPI	RPI	RPI
DIV. I ONLY	10- 19	258	2- 8	275	228	271	271	15	15	
DIV. I NON-CONF.	5- 4	135	0- 0	319	347	239	239	14	14	
TOTALS	RPI 1-25	RPI 26-50	W-L RECORDS	RPI 51-100	RPI 101-150	RPI 150+				
10- 19	0- 0	0- 2	OVERALL	0- 3	1- 5	9- 9				
4- 10	0- 0	0- 1	HOME	0- 2	0- 3	4- 4				
5- 9	0- 0	0- 1	AWAY	0- 1	1- 2	4- 5				
1- 0	0- 0	0- 0	NEUTRAL	0- 0	0- 0	1- 0				
5- 4	0- 0	0- 0	NON-CONFERENCE	0- 1	0- 0	5- 3				
2- 2	0- 0	0- 0	HOME	0- 1	0- 0	2- 1				
2- 2	0- 0	0- 0	AWAY	0- 0	0- 0	2- 2				
1- 0	0- 0	0- 0	NEUTRAL	0- 0	0- 0	1- 0				
5- 15	0- 0	0- 2	CONFERENCE	0- 2	1- 5	4- 6				
2- 8	0- 0	0- 1	HOME	0- 1	0- 3	2- 3				
3- 7	0- 0	0- 1	AWAY	0- 1	1- 2	2- 3				
0- 0	0- 0	0- 0	NEUTRAL	0- 0	0- 0	0- 0				

RPI	S	Opponent	Score	RPI	S	Opponent	Score	RPI	S	Opponent	Score	RPI	S	Opponent	Score	Team's RPI: 271
40	A	Arkansas St.	54 75	98	A	Little Rock	32 59	112	A	Troy	78 89					
40	H	Arkansas St.	64 85	98	H	Little Rock	39 54	112	H	Troy	90 97					
				100	H	Charlotte	71 83	116	A	La.-Lafayette	60 65					
								116	H	La.-Lafayette	57 77					
								150	A	UT Arlington	68 63					
								150	H	UT Arlington	45 74					
								159	A	Alabama	56 72					
								169	A	Stetson	80 72					
								194	A	South Ala.	45 83					
								194	H	South Ala.	52 60					
								241	N	Bethune-Cookman	68 61					
								245	A	Texas St.	71 80					
								245	H	Texas St.	73 62					
								253	A	Appalachian St.	80 75					
								253	H	Appalachian St.	69 72					
								270	A	La.-Monroe	68 82					
								270	H	La.-Monroe	65 52					
								280	A	Tennessee Tech	65 72					
								289	A	Kennesaw St.	66 62					
								291	A	Ga. Southern	61 60					
								291	H	Ga. Southern	50 61					
								305	H	Morehead St.	90 99					
								325	H	North Florida	76 63					
								327	H	Howard	65 58					
LAST 12 Division I GAMES:																
270	A	La.-Monroe	68 82	112	A	Troy	78 89									
116	A	La.-Lafayette	60 65	194	A	South Ala.	45 83									
253	H	Appalachian St.	69 72	150	H	UT Arlington	45 74									
291	A	Ga. Southern	61 60	245	H	Texas St.	73 62									
40	H	Arkansas St.	64 85	98	A	Little Rock	32 59									
98	H	Little Rock	39 54	40	A	Arkansas St.	54 75									

Non-Div I Games:

Georgia St.

■ Loss,
 ■ Non-Conf,
 ■ S Site,
 ■ Home
 ■ Away
 N Neutral

Average RPI Win:	181	WON-LOST	WINNING	LAST 10	STRENGTH OF	OPP. STRENGTH	TEAM	ADJ.	CONF.	ADJ CONF.
Average RPI Loss:	36	RECORD	PCT. RANK	GAMES	SCHEDULE	OF SCHEDULE	RPI	RPI	RPI	RPI
DIV. I ONLY	20- 13	104	6- 4	49	73	74	74	4	4	
DIV. I NON-CONF.	11- 4	64	1- 1	107	281	92	92	4	4	
TOTALS	RPI 1-25	RPI 26-50	W-L RECORDS	RPI 51-100	RPI 101-150	RPI 150+				
20- 13	0- 6	1- 3	OVERALL	0- 4	8- 0	11- 0				
13- 5	0- 2	0- 1	HOME	0- 2	4- 0	9- 0				
5- 6	0- 3	1- 2	AWAY	0- 1	3- 0	1- 0				
2- 2	0- 1	0- 0	NEUTRAL	0- 1	1- 0	1- 0				
11- 4	0- 0	0- 2	NON-CONFERENCE	0- 2	3- 0	8- 0				
9- 1	0- 0	0- 0	HOME	0- 1	2- 0	7- 0				
1- 2	0- 0	0- 2	AWAY	0- 0	1- 0	0- 0				
1- 1	0- 0	0- 0	NEUTRAL	0- 1	0- 0	1- 0				
9- 9	0- 6	1- 1	CONFERENCE	0- 2	5- 0	3- 0				
4- 4	0- 2	0- 1	HOME	0- 1	2- 0	2- 0				
4- 4	0- 3	1- 0	AWAY	0- 1	2- 0	1- 0				
1- 1	0- 1	0- 0	NEUTRAL	0- 0	1- 0	0- 0				

RPI	S	Opponent	Score	RPI	S	Opponent	Score	RPI	S	Opponent	Score	RPI	S	Opponent	Score
2	A	Notre Dame	76 85	28	H	Miami (FL)	55 58	53	A	North Carolina St.	57 65	114	A	Virginia Tech	51 34
2	H	Notre Dame	42 54	43	A	Indiana	60 69	64	H	Tulane	61 64	115	H	Samford	66 55
8	A	Syracuse	52 71	45	A	Georgia	66 78	85	N	UNI	58 61	119	H	Mercer	73 56
13	A	Florida St.	69 75	50	A	Duke	64 59	91	H	Virginia	67 78	120	H	Boston College	62 56
16	H	Louisville	65 78									122	A	IUPUI	60 50
16	N	Louisville	50 60									132	A	Pittsburgh	66 60
												133	H	Wake Forest	66 51
												133	N	Wake Forest	67 65
												151	H	North Carolina	80 73
												159	H	Alabama	70 58
												183	H	Loyola Chicago	84 77
												191	H	USC Upstate	87 46
												209	H	Alabama St.	80 54
												251	A	Clemson	76 63
												251	H	Clemson	77 48
												252	N	High Point	81 61
												278	H	Prairie View	96 48
												319	H	Southeastern La.	102 49
												335	H	St. Francis Brooklyn	89 51
LAST 12 Division I GAMES:															
64	H	Tulane	61 64	50	A	Duke	64 59								
119	H	Mercer	73 56	251	H	Clemson	77 48								
16	N	Louisville	50 60	28	H	Miami (FL)	55 58								
133	N	Wake Forest	67 65	8	A	Syracuse	52 71								
133	H	Wake Forest	66 51	114	A	Virginia Tech	51 34								
132	A	Pittsburgh	66 60	120	H	Boston College	62 56								

Non-Div I Games:

Georgia Tech

■ Loss,
 ■ Non-Conf,
 ■ S Site,
 ■ H Home
 ■ A Away
 N Neutral

Gonzaga

Through Games Of April 5, 2016

Average RPI Win:	191	WON-LOST	WINNING	LAST 10	STRENGTH OF	OPP. STRENGTH	TEAM	ADJ.	CONF.	ADJ CONF.
Average RPI Loss:	79	RECORD	PCT. RANK	GAMES	SCHEDULE	OF SCHEDULE	RPI	RPI	RPI	RPI
DIV. I ONLY	19- 14	128	5- 5	100	94	128	128	9	9	
DIV. I NON-CONF.	9- 5	100	1- 1	150	77	130	130	9	9	
TOTALS	RPI 1-25	RPI 26-50	W-L RECORDS	RPI 51-100	RPI 101-150	RPI 150+				
19- 14	2- 2	0- 0	OVERALL	4- 10	0- 0	13- 2				
14- 5	2- 1	0- 0	HOME	3- 4	0- 0	9- 0				
5- 7	0- 1	0- 0	AWAY	1- 5	0- 0	4- 1				
0- 2	0- 0	0- 0	NEUTRAL	0- 1	0- 0	0- 1				
9- 5	1- 1	0- 0	NON-CONFERENCE	2- 3	0- 0	6- 1				
7- 3	1- 1	0- 0	HOME	1- 2	0- 0	5- 0				
2- 1	0- 0	0- 0	AWAY	1- 1	0- 0	1- 0				
0- 1	0- 0	0- 0	NEUTRAL	0- 0	0- 0	0- 1				
10- 9	1- 1	0- 0	CONFERENCE	2- 7	0- 0	7- 1				
7- 2	1- 0	0- 0	HOME	2- 2	0- 0	4- 0				
3- 6	0- 1	0- 0	AWAY	0- 4	0- 0	3- 1				
0- 1	0- 0	0- 0	NEUTRAL	0- 1	0- 0	0- 0				

RPI 1-25				RPI 26-50				RPI 51-100				RPI 101+ Team's RPI: 128			
RPI	S	Opponent	Score	RPI	S	Opponent	Score	RPI	S	Opponent	Score	RPI	S	Opponent	Score
7	H	Stanford	48 65					56	H	Southern California	56 60	151	N	North Carolina	62 67
22	A	BYU	54 58					69	A	St. Mary's (CA)	47 66	161	H	Montana St.	65 52
22	H	BYU	73 55					69	H	St. Mary's (CA)	68 69	174	H	Eastern Wash.	78 56
24	H	West Virginia	62 57					70	H	UC Riverside	88 54	189	A	Pacific	83 84
								71	A	Santa Clara	64 71	189	H	Pacific	68 61
								71	H	Santa Clara	53 44	234	H	Grand Canyon	70 44
								71	N	Santa Clara	58 59	247	A	Loyola Marymount	66 59
								73	H	Utah	77 92	247	H	Loyola Marymount	83 68
								76	A	San Francisco	52 71	259	H	Wyoming	61 57
								76	H	San Francisco	68 47	268	A	Pepperdine	74 57
								78	A	San Diego	54 63	268	H	Pepperdine	56 39
								78	H	San Diego	57 58	294	A	Portland	71 63
								88	A	Dayton	57 47	294	H	Portland	86 51
								93	A	Washington St.	48 55	295	A	Colgate	80 50
												342	H	Air Force	88 35
LAST 12 Division I GAMES:															
73	H	Utah	77 92	69	A	St. Mary's (CA)	47 66								
70	H	UC Riverside	88 54	294	H	Portland	86 51								
71	N	Santa Clara	58 59	268	H	Pepperdine	56 39								
22	H	BYU	73 55	247	H	Loyola Marymount	83 68								
78	H	San Diego	57 58	76	A	San Francisco	52 71								
189	A	Pacific	83 84	71	A	Santa Clara	64 71								

Non-Div I Games:

Gonzaga

■ Loss,
 ■ Non-Conf, S Site,
 ■ Home
 ■ Away
 N Neutral

Average RPI Win:	291	WON-LOST	WINNING	LAST 10	STRENGTH OF	OPP. STRENGTH	TEAM	ADJ.	CONF.	ADJ CONF.
Average RPI Loss:	166	RECORD	PCT. RANK	GAMES	SCHEDULE	OF SCHEDULE	RPI	RPI	RPI	RPI
DIV. I ONLY	15- 14	157	7- 3	266	334	184	184	31	31	
DIV. I NON-CONF.	1- 8	319	0- 0	67	82	211	211	31	31	
TOTALS	RPI 1-25	RPI 26-50	W-L RECORDS	RPI 51-100	RPI 101-150	RPI 150+				
15- 14	0- 2	0- 1	OVERALL	0- 0	1- 3	14- 8				
7- 2	0- 0	0- 0	HOME	0- 0	1- 0	6- 2				
7- 11	0- 0	0- 0	AWAY	0- 0	0- 2	7- 2				
1- 1	0- 0	0- 0	NEUTRAL	0- 0	0- 0	1- 1				
1- 8	0- 2	0- 1	NON-CONFERENCE	0- 0	0- 2	1- 3				
0- 0	0- 0	0- 0	HOME	0- 0	0- 0	0- 0				
1- 8	0- 2	0- 1	AWAY	0- 0	0- 2	1- 3				
0- 0	0- 0	0- 0	NEUTRAL	0- 0	0- 0	0- 0				
14- 6	0- 0	0- 0	CONFERENCE	0- 0	1- 1	13- 5				
7- 2	0- 0	0- 0	HOME	0- 0	1- 0	6- 2				
6- 3	0- 0	0- 0	AWAY	0- 0	0- 1	6- 2				
1- 1	0- 0	0- 0	NEUTRAL	0- 0	0- 0	1- 1				

RPI 1-25				RPI 26-50				RPI 51-100				RPI 101+ Team's RPI: 184			
RPI	S	Opponent	Score	RPI	S	Opponent	Score	RPI	S	Opponent	Score	RPI	S	Opponent	Score
3	A	Baylor	42 96	33	A	George Washington	58 85					138	A	Northwestern St.	62 71
21	A	Mississippi St.	43 107									143	A	Texas Tech	55 70
												145	A	Southern U.	68 80
												145	H	Southern U.	65 52
												159	A	Alabama	57 72
												190	A	Tulsa	51 79
												209	A	Alabama St.	60 69
												209	H	Alabama St.	89 69
												209	N	Alabama St.	50 64
												218	A	William & Mary	55 74
												229	A	Texas Southern	49 46
												229	H	Texas Southern	50 62
												278	A	Prairie View	51 44
												278	H	Prairie View	69 66
												278	N	Prairie View	60 56
												296	A	Alcorn	85 76
												296	H	Alcorn	66 70
												307	A	Jackson St.	79 58
												307	H	Jackson St.	75 61
												311	A	Nicholls St.	69 65
												336	A	Ark.-Pine Bluff	68 83
												336	H	Ark.-Pine Bluff	67 49
												346	A	Alabama A&M	75 67
												346	H	Alabama A&M	75 56
												349	A	Mississippi Val.	65 52
												349	H	Mississippi Val.	79 55
LAST 12 Division I GAMES:															
				209	N	Alabama St.	50 64			307	H	Jackson St.	75 61		
				278	N	Prairie View	60 56			229	A	Texas Southern	49 46		
				209	A	Alabama St.	60 69			278	A	Prairie View	51 44		
				346	A	Alabama A&M	75 67			296	H	Alcorn	66 70		
				349	H	Mississippi Val.	79 55			145	H	Southern U.	65 52		
				336	H	Ark.-Pine Bluff	67 49			349	A	Mississippi Val.	65 52		

Non-Div I Games: Southern-N.O. 73 61 LSU-Alexandria 106 50

Grambling

Loss, Non-Conf, S Site, H Home A Away N Neutral

Grand Canyon

Through Games Of April 5, 2016

Average RPI Win:	269	WON-LOST	WINNING	LAST 10	STRENGTH OF	OPP. STRENGTH	TEAM	ADJ.	CONF.	ADJ CONF.
Average RPI Loss:	144	RECORD	PCT. RANK	GAMES	SCHEDULE	OF SCHEDULE	RPI	RPI	RPI	RPI
DIV. I ONLY	13- 15	192	6- 4	277	246	234	234	29	29	
DIV. I NON-CONF.	5- 9	228	0- 1	236	171	237	237	25	25	
TOTALS	RPI 1-25	RPI 26-50	W-L RECORDS	RPI 51-100	RPI 101-150	RPI 150+				
13- 15	0- 1	0- 0	OVERALL	0- 5	1- 3	12- 6				
5- 7	0- 0	0- 0	HOME	0- 2	1- 1	4- 4				
8- 4	0- 0	0- 0	AWAY	0- 0	0- 1	8- 0				
0- 4	0- 1	0- 0	NEUTRAL	0- 2	0- 0	0- 1				
5- 9	0- 1	0- 0	NON-CONFERENCE	0- 3	1- 3	4- 2				
2- 3	0- 0	0- 0	HOME	0- 1	1- 1	1- 1				
3- 2	0- 0	0- 0	AWAY	0- 0	0- 2	3- 0				
0- 4	0- 1	0- 0	NEUTRAL	0- 2	0- 0	0- 1				
8- 6	0- 0	0- 0	CONFERENCE	0- 2	0- 0	8- 4				
3- 4	0- 0	0- 0	HOME	0- 1	0- 0	3- 3				
5- 2	0- 0	0- 0	AWAY	0- 1	0- 0	5- 1				
0- 0	0- 0	0- 0	NEUTRAL	0- 0	0- 0	0- 0				

RPI 1-25			RPI 26-50			RPI 51-100			RPI 101+ Team's RPI: 234		
RPI	S	Opponent	Score	RPI	S	Opponent	Score	RPI	S	Opponent	Score
24	N	West Virginia	50 68					56	N	Southern California	44 75
								70	H	UC Riverside	67 85
								75	N	Abilene Christian	71 75
								94	A	New Mexico St.	58 60
								94	H	New Mexico St.	44 64
								103	A	North Dakota	51 57
								104	H	Hawaii	41 74
								128	A	Gonzaga	44 70
								140	H	Oral Roberts	66 64
								185	H	Northern Colo.	69 59
								186	A	UTRGV	28 52
								186	H	UTRGV	66 68
								194	H	South Ala.	56 59
								205	A	Utah Valley	61 53
								205	H	Utah Valley	65 64
								217	A	CSU Bakersfield	61 51
								217	H	CSU Bakersfield	67 76
								273	A	Seattle	67 54
								273	H	Seattle	60 53
								308	A	UMKC	68 59
								308	H	UMKC	57 63
								314	N	Fairleigh Dickinson	68 74
								320	A	North Dakota St.	76 67
								337	A	UC Irvine	58 53
								342	A	Air Force	73 39
								345	A	Chicago St.	65 60
								345	H	Chicago St.	74 36
LAST 12 Division I GAMES:											
103	A	North Dakota	51 57	186	H	UTRGV	66 68				
205	H	Utah Valley	65 64	94	H	New Mexico St.	44 64				
217	H	CSU Bakersfield	67 76	273	A	Seattle	67 54				
345	A	Chicago St.	65 60	217	A	CSU Bakersfield	61 51				
308	A	UMKC	68 59	308	H	UMKC	57 63				
273	H	Seattle	60 53	345	H	Chicago St.	74 36				

Non-Div I Games: Western St. 77 40 San Diego Christian 60 40 Arizona Christian 87 54

Grand Canyon

Loss, Non-Conf, S Site, H Home A Away N Neutral

Average RPI Win: 273	WON-LOST	WINNING	LAST 10	STRENGTH OF	OPP. STRENGTH	TEAM	ADJ.	CONF.	ADJ CONF.
Average RPI Loss: 152	RECORD	PCT. RANK	GAMES	SCHEDULE	OF SCHEDULE	RPI	RPI	RPI	RPI
DIV. I ONLY	14- 17	198	5- 5	209	291	207	207	32	32
DIV. I NON-CONF.	2- 11	306	0- 0	13	53	160	160	30	30
TOTALS	RPI 1-25	RPI 26-50	W-L RECORDS	RPI 51-100	RPI 101-150	RPI 150+			
14- 17	0- 2	0- 3	OVERALL	0- 3	1- 1	13- 8			
6- 5	0- 0	0- 1	HOME	0- 1	0- 0	6- 3			
5- 11	0- 2	0- 2	AWAY	0- 2	0- 1	5- 4			
3- 1	0- 0	0- 0	NEUTRAL	0- 0	1- 0	2- 1			
2- 11	0- 2	0- 3	NON-CONFERENCE	0- 3	1- 1	1- 2			
0- 3	0- 0	0- 1	HOME	0- 1	0- 0	0- 1			
0- 8	0- 2	0- 2	AWAY	0- 2	0- 1	0- 1			
2- 0	0- 0	0- 0	NEUTRAL	0- 0	1- 0	1- 0			
12- 6	0- 0	0- 0	CONFERENCE	0- 0	0- 0	12- 6			
6- 2	0- 0	0- 0	HOME	0- 0	0- 0	6- 2			
5- 3	0- 0	0- 0	AWAY	0- 0	0- 0	5- 3			
1- 1	0- 0	0- 0	NEUTRAL	0- 0	0- 0	1- 1			

RPI 1-25				RPI 26-50				RPI 51-100				RPI 101+ Team's RPI: 207			
RPI	S	Opponent	Score	RPI	S	Opponent	Score	RPI	S	Opponent	Score	RPI	S	Opponent	Score
4	A	South Carolina	48 86	34	H	James Madison	56 68	58	A	Oregon	51 86	133	N	Wake Forest	47 42
6	A	Texas	52 79	36	A	UTEP	54 78	90	H	Drexel	36 57	137	A	Iowa St.	59 95
				46	A	Princeton	55 79	93	A	Washington St.	61 68	169	A	Stetson	59 68
												177	A	N.C. A&T	55 52
												177	N	N.C. A&T	54 63
												214	H	Lehigh	56 63
												216	N	Rhode Island	59 54
												230	A	Coppin St.	64 68
												241	H	Bethune-Cookman	60 45
												255	A	Morgan St.	65 51
												255	H	Morgan St.	60 47
												279	A	UMES	76 55
												290	H	Florida A&M	59 66
												293	H	South Carolina St.	63 50
												297	H	Savannah St.	65 53
												321	A	Delaware St.	63 54
												321	H	Delaware St.	81 89
												327	A	Howard	77 83
												327	H	Howard	77 48
												327	N	Howard	64 58
												347	A	Norfolk St.	66 71
												347	H	Norfolk St.	73 62
												348	A	N.C. Central	76 42
LAST 12 Division I GAMES:															
				177	N	N.C. A&T	54 63	230	A	Coppin St.	64 68				
				327	N	Howard	64 58	255	H	Morgan St.	60 47				
				347	A	Norfolk St.	66 71	327	A	Howard	77 83				
				321	H	Delaware St.	81 89	279	A	UMES	76 55				
				327	H	Howard	77 48	347	H	Norfolk St.	73 62				
				321	A	Delaware St.	63 54	293	H	South Carolina St.	63 50				

Non-Div I Games:

Hampton

■ Loss,
■ Non-Conf,
■ S Site,
■ Home
■ A Away
N Neutral

Average RPI Win:	257	WON-LOST	WINNING	LAST 10	STRENGTH OF	OPP. STRENGTH	TEAM	ADJ.	CONF.	ADJ CONF.
Average RPI Loss:	127	RECORD	PCT. RANK	GAMES	SCHEDULE	OF SCHEDULE	RPI	RPI	RPI	RPI
DIV. I ONLY	11- 19	248	3- 7	154	198	221	221	17	17	
DIV. I NON-CONF.	4- 9	245	0- 0	131	148	212	212	18	18	
TOTALS	RPI 1-25	RPI 26-50	W-L RECORDS	RPI 51-100	RPI 101-150	RPI 150+				
11- 19	0- 1	0- 3	OVERALL	0- 5	0- 1	11- 9				
7- 6	0- 1	0- 1	HOME	0- 1	0- 0	7- 3				
4- 12	0- 0	0- 2	AWAY	0- 4	0- 1	4- 5				
0- 1	0- 0	0- 0	NEUTRAL	0- 0	0- 0	0- 1				
4- 9	0- 1	0- 1	NON-CONFERENCE	0- 3	0- 1	4- 3				
3- 2	0- 1	0- 0	HOME	0- 0	0- 0	3- 1				
1- 7	0- 0	0- 1	AWAY	0- 3	0- 1	1- 2				
0- 0	0- 0	0- 0	NEUTRAL	0- 0	0- 0	0- 0				
7- 10	0- 0	0- 2	CONFERENCE	0- 2	0- 0	7- 6				
4- 4	0- 0	0- 1	HOME	0- 1	0- 0	4- 2				
3- 5	0- 0	0- 1	AWAY	0- 1	0- 0	3- 3				
0- 1	0- 0	0- 0	NEUTRAL	0- 0	0- 0	0- 1				

RPI 1-25				RPI 26-50				RPI 51-100				RPI 101+				Team's RPI: 221
RPI	S	Opponent	Score	RPI	S	Opponent	Score	RPI	S	Opponent	Score	RPI	S	Opponent	Score	
12	H	Arizona St.	29 60	33	A	George Washington	51 82	54	A	FGCU	44 64	120	A	Boston College	28 62	
				38	A	Albany (NY)	39 84	59	A	Michigan	47 83	158	A	Stony Brook	35 58	
				38	H	Albany (NY)	41 78	67	A	Maine	43 61	158	H	Stony Brook	42 45	
								67	H	Maine	44 50	158	N	Stony Brook	42 60	
								87	A	Quinnipiac	69 71	176	H	Cornell	53 50	
												182	A	UMBC	51 58	
												182	H	UMBC	65 57	
												198	A	Sacred Heart	68 67	
												220	H	Dartmouth	36 43	
												223	A	Binghamton	41 39	
												223	H	Binghamton	47 53	
												225	A	Massachusetts	57 63	
												240	A	New Hampshire	42 53	
												240	H	New Hampshire	48 44	
												267	A	Providence	50 69	
												275	H	Central Conn. St.	49 41	
												277	A	Vermont	51 47	
												277	H	Vermont	52 50	
												323	A	UMass Lowell	75 70	
												323	H	UMass Lowell	72 59	
												329	H	Lafayette	55 50	
LAST 12 Division I GAMES:																
				158	N	Stony Brook	42 60					223	A	Binghamton	41 39	
				38	A	Albany (NY)	39 84					158	H	Stony Brook	42 45	
				67	H	Maine	44 50					323	A	UMass Lowell	75 70	
				240	A	New Hampshire	42 53					38	H	Albany (NY)	41 78	
				182	A	UMBC	51 58					67	A	Maine	43 61	
				277	H	Vermont	52 50					240	H	New Hampshire	48 44	

Non-Div I Games:

Hartford

■ Loss,
■ Non-Conf, S Site,
■ Home
■ Away
N Neutral

Average RPI Win:	204	WON-LOST	WINNING	LAST 10	STRENGTH OF	OPP. STRENGTH	TEAM	ADJ.	CONF.	ADJ CONF.
Average RPI Loss:	92	RECORD	PCT. RANK	GAMES	SCHEDULE	OF SCHEDULE	RPI	RPI	RPI	RPI
DIV. I ONLY	14- 14	164	6- 4	63	152	102	102	10	10	
DIV. I NON-CONF.	5- 9	228	0- 1	83	170	153	153	12	12	
TOTALS	RPI 1-25	RPI 26-50	W-L RECORDS	RPI 51-100	RPI 101-150	RPI 150+				
14- 14	0- 1	0- 5	OVERALL	0- 4	2- 0	12- 4				
6- 5	0- 0	0- 2	HOME	0- 2	0- 0	6- 1				
7- 9	0- 1	0- 3	AWAY	0- 2	1- 0	6- 3				
1- 0	0- 0	0- 0	NEUTRAL	0- 0	1- 0	0- 0				
5- 9	0- 1	0- 1	NON-CONFERENCE	0- 4	2- 0	3- 3				
2- 2	0- 0	0- 0	HOME	0- 2	0- 0	2- 0				
2- 7	0- 1	0- 1	AWAY	0- 2	1- 0	1- 3				
1- 0	0- 0	0- 0	NEUTRAL	0- 0	1- 0	0- 0				
9- 5	0- 0	0- 4	CONFERENCE	0- 0	0- 0	9- 1				
4- 3	0- 0	0- 2	HOME	0- 0	0- 0	4- 1				
5- 2	0- 0	0- 2	AWAY	0- 0	0- 0	5- 0				
0- 0	0- 0	0- 0	NEUTRAL	0- 0	0- 0	0- 0				

RPI 1-25				RPI 26-50				RPI 51-100				RPI 101+ Team's RPI: 102			
RPI	S	Opponent	Score	RPI	S	Opponent	Score	RPI	S	Opponent	Score	RPI	S	Opponent	Score
20	A	South Fla.	59 86	32	A	Penn	46 62	54	A	FGCU	65 74	115	A	Samford	60 54
				32	H	Penn	48 68	63	A	Hofstra	50 76	124	N	Toledo	76 70
				42	A	Chattanooga	58 62	67	H	Maine	53 64	158	A	Stony Brook	63 64
				46	A	Princeton	69 79	83	H	Eastern Mich.	81 85	162	A	Yale	72 69
				46	H	Princeton	83 92					162	H	Yale	65 63
												176	A	Cornell	65 56
												176	H	Cornell	68 63
												202	A	Fairfield	50 67
												211	A	Brown	87 79
												211	H	Brown	92 79
												216	A	Rhode Island	52 56
												220	A	Dartmouth	56 43
												220	H	Dartmouth	64 70
												225	H	Massachusetts	67 65
												228	A	Rice	67 61
												249	A	Columbia	69 66
												249	H	Columbia	84 54
												344	H	Boston U.	73 55
LAST 12 Division I GAMES:															
63	A	Hofstra	50 76	249	H	Columbia	84 54								
32	A	Penn	46 62	162	A	Yale	72 69								
46	A	Princeton	69 79	211	A	Brown	87 79								
211	H	Brown	92 79	46	H	Princeton	83 92								
162	H	Yale	65 63	32	H	Penn	48 68								
176	H	Cornell	68 63	249	A	Columbia	69 66								

Non-Div I Games:

Harvard

■ Loss,
 ■ Non-Conf, S Site,
 ■ Home
 ■ Away
 N Neutral

Average RPI Win:	235	WON-LOST	WINNING	LAST 10	STRENGTH OF	OPP. STRENGTH	TEAM	ADJ.	CONF.	ADJ CONF.
Average RPI Loss:	73	RECORD	PCT. RANK	GAMES	SCHEDULE	OF SCHEDULE	RPI	RPI	RPI	RPI
DIV. I ONLY	21- 11	81	8- 2	146	185	104	104	22	22	
DIV. I NON-CONF.	7- 7	151	0- 1	70	28	115	115	22	22	
TOTALS	RPI 1-25	RPI 26-50	W-L RECORDS	RPI 51-100	RPI 101-150	RPI 150+				
21- 11	0- 5	0- 1	OVERALL	0- 3	3- 0	18- 2				
9- 5	0- 2	0- 1	HOME	0- 2	1- 0	8- 0				
10- 4	0- 1	0- 0	AWAY	0- 1	1- 0	9- 2				
2- 2	0- 2	0- 0	NEUTRAL	0- 0	1- 0	1- 0				
7- 7	0- 5	0- 1	NON-CONFERENCE	0- 1	0- 0	7- 0				
2- 4	0- 2	0- 1	HOME	0- 1	0- 0	2- 0				
5- 1	0- 1	0- 0	AWAY	0- 0	0- 0	5- 0				
0- 2	0- 2	0- 0	NEUTRAL	0- 0	0- 0	0- 0				
14- 4	0- 0	0- 0	CONFERENCE	0- 2	3- 0	11- 2				
7- 1	0- 0	0- 0	HOME	0- 1	1- 0	6- 0				
5- 3	0- 0	0- 0	AWAY	0- 1	1- 0	4- 2				
2- 0	0- 0	0- 0	NEUTRAL	0- 0	1- 0	1- 0				

RPI	S	Opponent	Score	RPI	S	Opponent	Score	RPI	S	Opponent	Score	RPI	S	Opponent	Score	Team's RPI: 104
4	H	South Carolina	51 67	32	H	Penn	54 64	70	A	UC Riverside	77 81	136	A	Long Beach St.	67 55	
9	A	UCLA	50 66					70	H	UC Riverside	74 77	136	H	Long Beach St.	60 42	
12	H	Arizona St.	49 75					93	H	Washington St.	52 62	136	N	Long Beach St.	76 60	
22	N	BYU	56 67									168	A	UC Davis	58 60	
25	N	Texas A&M	41 82									168	H	UC Davis	70 50	
												168	N	UC Davis	78 59	
												175	A	Sacramento St.	74 72	
												199	A	Cal Poly	64 58	
												199	H	Cal Poly	68 47	
												201	A	San Jose St.	76 73	
												217	A	CSU Bakersfield	65 55	
												217	H	CSU Bakersfield	74 60	
												234	A	Grand Canyon	74 41	
												247	H	Loyola Marymount	65 51	
												266	A	UC Santa Barbara	63 62	
												266	H	UC Santa Barbara	59 45	
												303	A	CSUN	60 63	
												303	H	CSUN	77 50	
												309	A	Northern Ariz.	61 52	
												337	A	UC Irvine	83 65	
												337	H	UC Irvine	59 35	
												340	A	Cal St. Fullerton	70 50	
												340	H	Cal St. Fullerton	62 53	
LAST 12 Division I GAMES:																
9	A	UCLA	50 66	340	A	Cal St. Fullerton	70 50									
168	N	UC Davis	78 59	168	H	UC Davis	70 50									
136	N	Long Beach St.	76 60	136	H	Long Beach St.	60 42									
199	H	Cal Poly	68 47	266	A	UC Santa Barbara	63 62									
266	H	UC Santa Barbara	59 45	199	A	Cal Poly	64 58									
70	A	UC Riverside	77 81	337	H	UC Irvine	59 35									

Non-Div I Games:

Hawaii

■ Loss,
 ■ Non-Conf, S Site,
 ■ Home
 ■ Away
 N Neutral

Average RPI Win:	272	WON-LOST	WINNING	LAST 10	STRENGTH OF	OPP. STRENGTH	TEAM	ADJ.	CONF.	ADJ CONF.
Average RPI Loss:	163	RECORD	PCT. RANK	GAMES	SCHEDULE	OF SCHEDULE	RPI	RPI	RPI	RPI
DIV. I ONLY	11- 19	248	4- 6	217	259	252	252	25	25	
DIV. I NON-CONF.	0- 8	338	0- 0	99	41	294	294	29	29	
TOTALS	RPI 1-25	RPI 26-50	W-L RECORDS	RPI 51-100	RPI 101-150	RPI 150+				
11- 19	0- 1	0- 0	OVERALL	0- 3	0- 5	11- 10				
5- 7	0- 0	0- 0	HOME	0- 1	0- 2	5- 4				
5- 9	0- 1	0- 0	AWAY	0- 1	0- 3	5- 4				
1- 3	0- 0	0- 0	NEUTRAL	0- 1	0- 0	1- 2				
0- 8	0- 1	0- 0	NON-CONFERENCE	0- 3	0- 1	0- 3				
0- 2	0- 0	0- 0	HOME	0- 1	0- 0	0- 1				
0- 4	0- 1	0- 0	AWAY	0- 1	0- 1	0- 1				
0- 2	0- 0	0- 0	NEUTRAL	0- 1	0- 0	0- 1				
11- 11	0- 0	0- 0	CONFERENCE	0- 0	0- 4	11- 7				
5- 5	0- 0	0- 0	HOME	0- 0	0- 2	5- 3				
5- 5	0- 0	0- 0	AWAY	0- 0	0- 2	5- 3				
1- 1	0- 0	0- 0	NEUTRAL	0- 0	0- 0	1- 1				

RPI 1-25				RPI 26-50				RPI 51-100				RPI 101+ Team's RPI: 252			
RPI	S	Opponent	Score	RPI	S	Opponent	Score	RPI	S	Opponent	Score	RPI	S	Opponent	Score
11	A	Maryland	50 105					53	A	North Carolina St.	48 89	101	A	Elon	69 80
								74	N	Georgia Tech	61 81	117	A	UNC Asheville	64 85
								80	H	VCU	39 69	117	H	UNC Asheville	81 82
												127	A	Liberty	43 56
												127	H	Liberty	68 73
												156	N	UAB	46 56
												178	A	Radford	56 54
												178	H	Radford	71 66
												178	N	Radford	57 72
												187	A	Presbyterian	70 82
												187	H	Presbyterian	61 47
												196	H	Davidson	60 62
												213	A	Gardner-Webb	70 82
												213	H	Gardner-Webb	72 79
												257	A	Campbell	69 55
												257	H	Campbell	65 68
												287	A	Coastal Caro.	53 79
												287	H	Coastal Caro.	53 52
												288	A	Charleston So.	78 72
												288	H	Charleston So.	62 64
												310	A	UNCG	72 82
												315	A	Longwood	89 70
												315	H	Longwood	79 68
												328	A	Winthrop	74 67
												328	H	Winthrop	80 60
												328	N	Winthrop	73 55
LAST 12 Division I GAMES:															
				178	N	Radford	57 72	328	H	Winthrop	80 60				
				328	N	Winthrop	73 55	315	A	Longwood	89 70				
				117	A	UNC Asheville	64 85	213	H	Gardner-Webb	72 79				
				257	H	Campbell	65 68	287	A	Coastal Caro.	53 79				
				288	A	Charleston So.	78 72	187	H	Presbyterian	61 47				
				127	H	Liberty	68 73	127	A	Liberty	43 56				

Non-Div I Games: Greensboro 82 49

High Point

■ Loss,
 ■ Non-Conf,
 ■ S Site,
 ■ Home
 ■ A Away
 N Neutral

Average RPI Win:	192	WON-LOST	WINNING	LAST 10	STRENGTH OF	OPP. STRENGTH	TEAM	ADJ.	CONF.	ADJ CONF.
Average RPI Loss:	95	RECORD	PCT. RANK	GAMES	SCHEDULE	OF SCHEDULE	RPI	RPI	RPI	RPI
DIV. I ONLY	25- 9	45	7- 3	149	130	63	63	13	13	
DIV. I NON-CONF.	12- 3	34	3- 1	130	130	44	44	11	11	
TOTALS	RPI 1-25	RPI 26-50	W-L RECORDS	RPI 51-100	RPI 101-150	RPI 150+				
25- 9	0- 1	0- 2	OVERALL	3- 2	4- 1	18- 3				
14- 1	0- 0	0- 1	HOME	2- 0	4- 0	8- 0				
10- 6	0- 0	0- 1	AWAY	1- 2	0- 1	9- 2				
1- 2	0- 1	0- 0	NEUTRAL	0- 0	0- 0	1- 1				
12- 3	0- 1	0- 0	NON-CONFERENCE	2- 1	3- 0	7- 1				
6- 0	0- 0	0- 0	HOME	1- 0	3- 0	2- 0				
5- 2	0- 0	0- 0	AWAY	1- 1	0- 0	4- 1				
1- 1	0- 1	0- 0	NEUTRAL	0- 0	0- 0	1- 0				
13- 6	0- 0	0- 2	CONFERENCE	1- 1	1- 1	11- 2				
8- 1	0- 0	0- 1	HOME	1- 0	1- 0	6- 0				
5- 4	0- 0	0- 1	AWAY	0- 1	0- 1	5- 1				
0- 1	0- 0	0- 0	NEUTRAL	0- 0	0- 0	0- 1				

RPI 1-25				RPI 26-50				RPI 51-100				Team's RPI: 63	RPI 101+			
RPI	S	Opponent	Score	RPI	S	Opponent	Score	RPI	S	Opponent	Score		RPI	S	Opponent	Score
5	N	Oregon St.	50 73	34	A	James Madison	42 57	54	A	FGCU	46 61		101	A	Elon	60 61
				34	H	James Madison	54 71	65	A	Villanova	82 74		101	H	Elon	59 49
								90	A	Drexel	64 67		102	H	Harvard	76 50
								90	H	Drexel	61 54		106	H	Buffalo	79 36
								91	H	Virginia	65 57		123	H	Saint Joseph's	75 62
													154	A	Northeastern	71 64
													154	H	Northeastern	75 50
													154	N	Northeastern	54 65
													157	A	Delaware	47 54
													157	H	Delaware	58 49
													158	H	Stony Brook	71 66
													165	A	Marist	71 67
													202	A	Fairfield	67 53
													218	A	William & Mary	61 53
													218	H	William & Mary	75 45
													225	A	Massachusetts	56 57
													226	A	Col. of Charleston	62 58
													226	H	Col. of Charleston	66 54
													238	H	Navy	65 63
													274	A	American	60 51
LAST 12 Division I GAMES:													276	A	UNCW	68 64
				54	A	FGCU	46 61	226	H	Col. of Charleston	66 54		276	H	UNCW	62 38
				91	H	Virginia	65 57	90	H	Drexel	61 54		286	A	Towson	74 56
				65	A	Villanova	82 74	157	A	Delaware	47 54		286	H	Towson	64 60
				102	H	Harvard	76 50	276	H	UNCW	62 38		287	N	Coastal Caro.	82 40
				154	N	Northeastern	54 65	34	A	James Madison	42 57		321	A	Delaware St.	66 49
				154	A	Northeastern	71 64	218	A	William & Mary	61 53					

Non-Div I Games:

Hofstra

■ Loss,
 ■ Non-Conf, S Site,
 ■ Home
 ■ Away
 N Neutral

Holy Cross

Through Games Of April 5, 2016

Average RPI Win:	284	WON-LOST	WINNING	LAST 10	STRENGTH OF	OPP. STRENGTH	TEAM	ADJ.	CONF.	ADJ CONF.
Average RPI Loss:	164	RECORD	PCT. RANK	GAMES	SCHEDULE	OF SCHEDULE	RPI	RPI	RPI	RPI
DIV. I ONLY	13- 17	209	5- 5	291	278	254	254	26	26	
DIV. I NON-CONF.	3- 8	257	0- 0	297	217	314	314	28	28	
TOTALS	RPI 1-25	RPI 26-50	W-L RECORDS	RPI 51-100	RPI 101-150	RPI 150+				
13- 17	0- 0	0- 0	OVERALL	0- 5	0- 3	13- 9				
9- 5	0- 0	0- 0	HOME	0- 2	0- 0	9- 3				
4- 12	0- 0	0- 0	AWAY	0- 3	0- 3	4- 6				
0- 0	0- 0	0- 0	NEUTRAL	0- 0	0- 0	0- 0				
3- 8	0- 0	0- 0	NON-CONFERENCE	0- 1	0- 3	3- 4				
3- 2	0- 0	0- 0	HOME	0- 0	0- 0	3- 2				
0- 6	0- 0	0- 0	AWAY	0- 1	0- 3	0- 2				
0- 0	0- 0	0- 0	NEUTRAL	0- 0	0- 0	0- 0				
10- 9	0- 0	0- 0	CONFERENCE	0- 4	0- 0	10- 5				
6- 3	0- 0	0- 0	HOME	0- 2	0- 0	6- 1				
4- 6	0- 0	0- 0	AWAY	0- 2	0- 0	4- 4				
0- 0	0- 0	0- 0	NEUTRAL	0- 0	0- 0	0- 0				

RPI S	Opponent	Score	RPI S	Opponent	Score	RPI S	Opponent	Score	RPI S	Opponent	Score	Team's RPI: 254
						60	A Army West Point	58 77	120	A Boston College	51 60	
						60	H Army West Point	49 80	132	A Pittsburgh	50 56	
						87	A Quinnipiac	61 74	139	A Penn St.	82 86	
						92	A Bucknell	64 74	162	A Yale	59 69	
						92	H Bucknell	51 58	204	A Loyola Maryland	45 58	
									204	H Loyola Maryland	49 59	
									214	A Lehigh	48 64	
									214	A Lehigh	58 61	
									214	H Lehigh	77 71	
									220	H Dartmouth	54 60	
									225	H Massachusetts	60 74	
									237	H Bryant	65 64	
									238	A Navy	49 50	
									238	H Navy	57 49	
									248	H Manhattan	58 44	
									274	A American	59 50	
									274	H American	59 54	
									277	H Vermont	77 63	
									295	A Colgate	80 71	
									295	H Colgate	70 61	
									323	A UMass Lowell	67 75	
									329	A Lafayette	57 54	
									329	H Lafayette	66 49	
									344	A Boston U.	60 41	
									344	H Boston U.	74 50	
LAST 12 Division I GAMES:												
214	A Lehigh	48 64	214	H Lehigh	77 71							
204	A Loyola Maryland	45 58	329	A Lafayette	57 54							
344	H Boston U.	74 50	92	A Bucknell	64 74							
204	H Loyola Maryland	49 59	295	H Colgate	70 61							
274	A American	59 50	238	A Navy	49 50							
60	H Army West Point	49 80	274	H American	59 54							

Non-Div I Games:

Holy Cross

■ Loss,
 ■ Non-Conf, S Site,
 ■ Home
 ■ Away
 N Neutral

Average RPI Win:	243	WON-LOST	WINNING	LAST 10	STRENGTH OF	OPP. STRENGTH	TEAM	ADJ.	CONF.	ADJ CONF.
Average RPI Loss:	137	RECORD	PCT. RANK	GAMES	SCHEDULE	OF SCHEDULE	RPI	RPI	RPI	RPI
DIV. I ONLY	6- 24	314	2- 8	200	103	283	283	7	7	
DIV. I NON-CONF.	4- 7	221	0- 0	180	271	213	213	7	7	
TOTALS	RPI 1-25	RPI 26-50	W-L RECORDS	RPI 51-100	RPI 101-150	RPI 150+				
6- 24	0- 2	0- 1	OVERALL	0- 5	1- 6	5- 10				
2- 11	0- 1	0- 0	HOME	0- 2	1- 3	1- 5				
4- 9	0- 1	0- 0	AWAY	0- 2	0- 2	4- 4				
0- 4	0- 0	0- 1	NEUTRAL	0- 1	0- 1	0- 1				
4- 7	0- 0	0- 1	NON-CONFERENCE	0- 1	1- 2	3- 3				
1- 3	0- 0	0- 0	HOME	0- 0	1- 1	0- 2				
3- 1	0- 0	0- 0	AWAY	0- 0	0- 0	3- 1				
0- 3	0- 0	0- 1	NEUTRAL	0- 1	0- 1	0- 0				
2- 17	0- 2	0- 0	CONFERENCE	0- 4	0- 4	2- 7				
1- 8	0- 1	0- 0	HOME	0- 2	0- 2	1- 3				
1- 8	0- 1	0- 0	AWAY	0- 2	0- 2	1- 3				
0- 1	0- 0	0- 0	NEUTRAL	0- 0	0- 0	0- 1				

RPI S	Opponent	Score	RPI S	Opponent	Score	RPI S	Opponent	Score	RPI S	Opponent	Score	Team's RPI: 283
1	H UConn	37 76	33	N George Washington	78 82	55	A Temple	48 78	108	N Wright St.	61 75	
20	A South Fla.	49 73				55	H Temple	66 75	116	H La.-Lafayette	52 51	
						64	A Tulane	48 70	121	A Memphis	57 74	
						64	H Tulane	56 59	121	H Memphis	64 77	
						68	N Iowa	50 64	136	H Long Beach St.	41 47	
									146	A East Carolina	70 76	
									146	H East Carolina	59 68	
									186	H UTRGV	45 55	
									190	A Tulsa	28 44	
									190	H Tulsa	62 79	
									190	N Tulsa	38 76	
									197	A SMU	63 54	
									197	H SMU	48 50	
									212	H UNLV	60 63	
									226	A Col. of Charleston	48 55	
									228	A Rice	62 59	
									243	A Cincinnati	50 56	
									243	H Cincinnati	61 67	
									272	A UCF	62 65	
									272	H UCF	64 55	
									312	A A&M-Corpus Christi	76 73	
									332	A Incarnate Word	67 51	
LAST 12 Division I GAMES:												
190	N Tulsa	38 76	55	A Temple	48 78							
121	H Memphis	64 77	190	A Tulsa	28 44							
197	A SMU	63 54	64	H Tulane	56 59							
272	A UCF	62 65	272	H UCF	64 55							
243	H Cincinnati	61 67	243	A Cincinnati	50 56							
146	H East Carolina	59 68	20	A South Fla.	49 73							

Non-Div I Games:

Houston

■ Loss,
 ■ Non-Conf,
 ■ S Site,
 ■ H Home
 ■ A Away
 N Neutral

Average RPI Win:	292	WON-LOST	WINNING	LAST 10	STRENGTH OF	OPP. STRENGTH	TEAM	ADJ.	CONF.	ADJ CONF.
Average RPI Loss:	172	RECORD	PCT. RANK	GAMES	SCHEDULE	OF SCHEDULE	RPI	RPI	RPI	RPI
DIV. I ONLY	11- 15	218	5- 5	297	306	261	261	28	28	
DIV. I NON-CONF.	2- 5	253	0- 0	179	295	224	224	26	26	
TOTALS	RPI 1-25	RPI 26-50	W-L RECORDS	RPI 51-100	RPI 101-150	RPI 150+				
11- 15	0- 0	0- 1	OVERALL	0- 3	0- 3	11- 8				
6- 5	0- 0	0- 0	HOME	0- 1	0- 2	6- 2				
4- 9	0- 0	0- 1	AWAY	0- 2	0- 1	4- 5				
1- 1	0- 0	0- 0	NEUTRAL	0- 0	0- 0	1- 1				
2- 5	0- 0	0- 1	NON-CONFERENCE	0- 0	0- 1	2- 3				
0- 2	0- 0	0- 0	HOME	0- 0	0- 1	0- 1				
1- 3	0- 0	0- 1	AWAY	0- 0	0- 0	1- 2				
1- 0	0- 0	0- 0	NEUTRAL	0- 0	0- 0	1- 0				
9- 10	0- 0	0- 0	CONFERENCE	0- 3	0- 2	9- 5				
6- 3	0- 0	0- 0	HOME	0- 1	0- 1	6- 1				
3- 6	0- 0	0- 0	AWAY	0- 2	0- 1	3- 3				
0- 1	0- 0	0- 0	NEUTRAL	0- 0	0- 0	0- 1				

RPI S	Opponent	Score	RPI S	Opponent	Score	RPI S	Opponent	Score	RPI S	Opponent	Score	Team's RPI: 261
36	A UTEP	63 98	75	A Abilene Christian	60 77	138	A Northwestern St.	44 55				
			75	H Abilene Christian	55 76	148	H McNeese St.	64 71				
			89	A Central Ark.	44 45	150	H UT Arlington	40 64				
						172	A New Mexico	57 65				
						208	A Sam Houston St.	70 78				
						208	H Sam Houston St.	67 63				
						210	A SFA	54 66				
						210	H SFA	50 64				
						229	A Texas Southern	77 65				
						236	N Omaha	64 51				
						245	H Texas St.	66 71				
						265	A UTSA	50 79				
						283	A Lamar	70 77				
						283	H Lamar	77 66				
						283	N Lamar	95 98				
						311	H Nicholls St.	80 71				
						312	A A&M-Corpus Christi	73 59				
						312	H A&M-Corpus Christi	55 51				
						319	H Southeastern La.	64 56				
						332	A Incarnate Word	62 61				
						332	H Incarnate Word	64 46				
						334	A New Orleans	71 51				
LAST 12 Division I GAMES:												
283	N Lamar	95 98	208	A Sam Houston St.	70 78							
332	H Incarnate Word	64 46	283	H Lamar	77 66							
312	H A&M-Corpus Christi	55 51	210	H SFA	50 64							
210	A SFA	54 66	312	A A&M-Corpus Christi	73 59							
75	H Abilene Christian	55 76	208	H Sam Houston St.	67 63							
332	A Incarnate Word	62 61	75	A Abilene Christian	60 77							

Non-Div I Games: Trinity (TX) 60 46 Huston-Tillotson 96 65 Paul Quinn 95 42

Houston Baptist

Average RPI Win:	272	WON-LOST	WINNING	LAST 10	STRENGTH OF	OPP. STRENGTH	TEAM	ADJ.	CONF.	ADJ CONF.
Average RPI Loss:	218	RECORD	PCT. RANK	GAMES	SCHEDULE	OF SCHEDULE	RPI	RPI	RPI	RPI
DIV. I ONLY	7- 24	307	4- 6	330	317	327	327	32	32	
DIV. I NON-CONF.	2- 11	306	0- 0	231	175	291	291	30	30	
TOTALS	RPI 1-25	RPI 26-50	W-L RECORDS	RPI 51-100	RPI 101-150	RPI 150+				
7- 24	0- 2	0- 0	OVERALL	0- 0	0- 4	7- 18				
2- 10	0- 0	0- 0	HOME	0- 0	0- 1	2- 9				
4- 12	0- 1	0- 0	AWAY	0- 0	0- 2	4- 8				
1- 2	0- 0	0- 0	NEUTRAL	0- 0	0- 1	1- 1				
2- 11	0- 2	0- 0	NON-CONFERENCE	0- 0	0- 4	2- 5				
1- 3	0- 0	0- 0	HOME	0- 0	0- 1	1- 2				
1- 7	0- 2	0- 0	AWAY	0- 0	0- 2	1- 3				
0- 1	0- 0	0- 0	NEUTRAL	0- 0	0- 1	0- 0				
5- 13	0- 0	0- 0	CONFERENCE	0- 0	0- 0	5- 13				
1- 7	0- 0	0- 0	HOME	0- 0	0- 0	1- 7				
3- 5	0- 0	0- 0	AWAY	0- 0	0- 0	3- 5				
1- 1	0- 0	0- 0	NEUTRAL	0- 0	0- 0	1- 1				

RPI	S	Opponent	Score	RPI	S	Opponent	Score	RPI	S	Opponent	Score	RPI	S	Opponent	Score	Team's RPI: 327
8	A	Syracuse	48 97									109	A	Northwestern	49 89	
19	A	Duquesne	62 86									119	N	Mercer	53 70	
												126	A	Arizona	28 65	
												135	H	Old Dominion	64 83	
												170	A	Xavier	47 70	
												176	H	Cornell	76 74	
												177	A	N.C. A&T	70 88	
												207	A	Hampton	48 77	
												207	H	Hampton	83 77	
												207	N	Hampton	58 64	
												230	A	Coppin St.	71 69	
												230	H	Coppin St.	67 83	
												241	H	Bethune-Cookman	77 81	
												250	A	Ill.-Chicago	48 75	
												255	A	Morgan St.	66 78	
												271	A	Georgia St.	58 65	
												279	A	UMES	59 62	
												279	H	UMES	57 79	
												279	N	UMES	68 51	
												281	H	La Salle	68 71	
												290	H	Florida A&M	53 64	
												293	H	South Carolina St.	63 65	
												297	H	Savannah St.	64 69	
												316	A	Mt. St. Mary's	62 49	
												321	A	Delaware St.	86 87	
												324	H	LIU Brooklyn	72 89	
LAST 12 Division I GAMES:																
		207	N	Hampton	58	64				297	H	Savannah St.	64	69		
		279	N	UMES	68	51				279	H	UMES	57	79		
		347	A	Norfolk St.	64	63				230	A	Coppin St.	71	69		
		207	A	Hampton	48	77				207	H	Hampton	83	77		
		290	H	Florida A&M	53	64				347	H	Norfolk St.	108	110		
		293	H	South Carolina St.	63	65				279	A	UMES	59	62		

Non-Div I Games:

Howard

■ Loss,
■ Non-Conf,
■ S Site,
■ Home
■ A Away
N Neutral

H
o
w
a
r
d

RPI S Opponent Score

Through Games Of April 5, 2016

RPI	S	Opponent	Score	
347	A	Norfolk St.	64	63
347	H	Norfolk St.	108	110
348	A	N.C. Central	68	61

H
o
w
a
r
d

Howard

Average RPI Win:	285	WON-LOST	WINNING	LAST 10	STRENGTH OF	OPP. STRENGTH	TEAM	ADJ.	CONF.	ADJ CONF.
Average RPI Loss:	149	RECORD	PCT. RANK	GAMES	SCHEDULE	OF SCHEDULE	RPI	RPI	RPI	RPI
DIV. I ONLY	5- 23	318	3- 7	170	210	313	313	16	16	
DIV. I NON-CONF.	2- 9	296	0- 0	210	294	308	308	15	15	
TOTALS	RPI 1-25	RPI 26-50	W-L RECORDS	RPI 51-100	RPI 101-150	RPI 150+				
5- 23	0- 0	0- 6	OVERALL	0- 1	1- 5	4- 11				
5- 8	0- 0	0- 3	HOME	0- 0	1- 2	4- 3				
0- 14	0- 0	0- 2	AWAY	0- 1	0- 3	0- 8				
0- 1	0- 0	0- 1	NEUTRAL	0- 0	0- 0	0- 0				
2- 9	0- 0	0- 1	NON-CONFERENCE	0- 1	0- 2	2- 5				
2- 3	0- 0	0- 1	HOME	0- 0	0- 1	2- 1				
0- 6	0- 0	0- 0	AWAY	0- 1	0- 1	0- 4				
0- 0	0- 0	0- 0	NEUTRAL	0- 0	0- 0	0- 0				
3- 14	0- 0	0- 5	CONFERENCE	0- 0	1- 3	2- 6				
3- 5	0- 0	0- 2	HOME	0- 0	1- 1	2- 2				
0- 8	0- 0	0- 2	AWAY	0- 0	0- 2	0- 4				
0- 1	0- 0	0- 1	NEUTRAL	0- 0	0- 0	0- 0				

RPI 1-25				RPI 26-50				RPI 51-100				RPI 101+				Team's RPI: 313	
RPI	S	Opponent	Score	RPI	S	Opponent	Score	RPI	S	Opponent	Score	RPI	S	Opponent	Score		
				37	A	South Dakota	60 92	51	A	Ohio	52 79	122	A	IUPUI	52 63		
				37	H	South Dakota	63 90					122	H	IUPUI	50 69		
				43	H	Indiana	72 79					140	A	Oral Roberts	59 61		
				44	A	South Dakota St.	64 92					140	H	Oral Roberts	54 48		
				44	H	South Dakota St.	42 61					141	A	Milwaukee	60 73		
				44	N	South Dakota St.	60 80					149	H	Western Mich.	48 70		
												155	A	Northern Ky.	64 77		
												160	A	Detroit	63 64		
												191	H	USC Upstate	81 84		
												202	A	Fairfield	62 74		
												215	A	Oakland	74 81		
												224	A	Western Ill.	87 88		
												224	H	Western Ill.	74 78		
												236	A	Omaha	64 71		
												236	H	Omaha	58 60		
												300	A	Denver	50 53		
												300	H	Denver	61 49		
												318	H	Kent St.	86 68		
												320	A	North Dakota St.	85 94		
												320	H	North Dakota St.	85 69		
												345	H	Chicago St.	62 51		
LAST 12 Division I GAMES:																	
				44	N	South Dakota St.	60 80	236	A	Omaha	64 71						
				320	H	North Dakota St.	85 69	224	A	Western Ill.	87 88						
				37	H	South Dakota	63 90	300	H	Denver	61 49						
				122	A	IUPUI	52 63	236	H	Omaha	58 60						
				140	H	Oral Roberts	54 48	320	A	North Dakota St.	85 94						
				44	A	South Dakota St.	64 92	37	A	South Dakota	60 92						

Non-Div I Games: Trine 82 62 Grace (IN) 91 39

IPFW

Loss, Non-Conf, S Site, H Home A Away N Neutral

Average RPI Win: 210	WON-LOST	WINNING	LAST 10	STRENGTH OF	OPP. STRENGTH	TEAM	ADJ.	CONF.	ADJ CONF.
Average RPI Loss: 134	RECORD	PCT. RANK	GAMES	SCHEDULE	OF SCHEDULE	RPI	RPI	RPI	RPI
DIV. I ONLY	19- 11	87	6- 4	188	175	122	122	16	16
DIV. I NON-CONF.	8- 5	113	1- 1	129	157	106	106	15	15
TOTALS	RPI 1-25	RPI 26-50	W-L RECORDS	RPI 51-100	RPI 101-150	RPI 150+			
19- 11	0- 1	1- 3	OVERALL	3- 2	3- 1	12- 4			
9- 4	0- 0	1- 1	HOME	2- 2	0- 1	6- 0			
9- 6	0- 1	0- 2	AWAY	1- 0	3- 0	5- 3			
1- 1	0- 0	0- 0	NEUTRAL	0- 0	0- 0	1- 1			
8- 5	0- 1	0- 0	NON-CONFERENCE	3- 2	2- 0	3- 2			
3- 2	0- 0	0- 0	HOME	2- 2	0- 0	1- 0			
4- 3	0- 1	0- 0	AWAY	1- 0	2- 0	1- 2			
1- 0	0- 0	0- 0	NEUTRAL	0- 0	0- 0	1- 0			
11- 6	0- 0	1- 3	CONFERENCE	0- 0	1- 1	9- 2			
6- 2	0- 0	1- 1	HOME	0- 0	0- 1	5- 0			
5- 3	0- 0	0- 2	AWAY	0- 0	1- 0	4- 1			
0- 1	0- 0	0- 0	NEUTRAL	0- 0	0- 0	0- 1			

RPI 1-25				RPI 26-50				RPI 51-100				RPI 101+				Team's RPI: 122	
RPI	S	Opponent	Score	RPI	S	Opponent	Score	RPI	S	Opponent	Score	RPI	S	Opponent	Score		
16	A	Louisville	61 70	37	A	South Dakota	59 65	74	H	Georgia Tech	50 60	105	A	Marquette	60 55		
				37	H	South Dakota	63 74	78	H	San Diego	48 59	140	A	Oral Roberts	57 54		
				44	A	South Dakota St.	66 68	79	A	Central Mich.	63 55	140	H	Oral Roberts	47 52		
				44	H	South Dakota St.	63 60	80	H	VCU	70 69	147	A	SIUE	85 67		
								82	H	Belmont	62 59	210	N	SFA	62 55		
												224	A	Western Ill.	68 60		
												224	H	Western Ill.	96 87		
												231	H	Indiana St.	68 43		
												236	A	Omaha	54 57		
												236	H	Omaha	75 59		
												236	N	Omaha	51 62		
												239	A	North Texas	67 68		
												300	A	Denver	67 54		
												300	H	Denver	81 75		
												313	A	IPFW	69 50		
												313	H	IPFW	63 52		
												320	A	North Dakota St.	64 63		
												320	H	North Dakota St.	67 44		
												330	A	Evansville	68 62		
												339	A	Eastern Ill.	71 77		
LAST 12 Division I GAMES:																	
				78	H	San Diego	48 59	236	A	Omaha	54 57						
				79	A	Central Mich.	63 55	300	A	Denver	67 54						
				236	N	Omaha	51 62	320	A	North Dakota St.	64 63						
				37	H	South Dakota	63 74	224	H	Western Ill.	96 87						
				44	H	South Dakota St.	63 60	140	A	Oral Roberts	57 54						
				313	H	IPFW	63 52	300	H	Denver	81 75						

Non-Div I Games: Oakland City 104 30 Ind.-Southeast 99 50

IUPUI

Loss, Non-Conf, S Site, H Home A Away N Neutral

Average RPI Win:	225	WON-LOST	WINNING	LAST 10	STRENGTH OF	OPP. STRENGTH	TEAM	ADJ.	CONF.	ADJ CONF.
Average RPI Loss:	114	RECORD	PCT. RANK	GAMES	SCHEDULE	OF SCHEDULE	RPI	RPI	RPI	RPI
DIV. I ONLY	22- 10	65	7- 3	207	172	113	113	19	19	
DIV. I NON-CONF.	6- 5	139	0- 1	132	84	135	135	20	20	
TOTALS	RPI 1-25	RPI 26-50	W-L RECORDS	RPI 51-100	RPI 101-150	RPI 150+				
22- 10	0- 2	0- 1	OVERALL	0- 1	3- 1	19- 5				
11- 3	0- 0	0- 0	HOME	0- 1	1- 0	10- 2				
6- 6	0- 2	0- 0	AWAY	0- 0	1- 1	5- 3				
5- 1	0- 0	0- 1	NEUTRAL	0- 0	1- 0	4- 0				
6- 5	0- 2	0- 1	NON-CONFERENCE	0- 1	1- 1	5- 0				
4- 1	0- 0	0- 0	HOME	0- 1	0- 0	4- 0				
0- 3	0- 2	0- 0	AWAY	0- 0	0- 1	0- 0				
2- 1	0- 0	0- 1	NEUTRAL	0- 0	1- 0	1- 0				
16- 5	0- 0	0- 0	CONFERENCE	0- 0	2- 0	14- 5				
7- 2	0- 0	0- 0	HOME	0- 0	1- 0	6- 2				
6- 3	0- 0	0- 0	AWAY	0- 0	1- 0	5- 3				
3- 0	0- 0	0- 0	NEUTRAL	0- 0	0- 0	3- 0				

RPI 1-25				RPI 26-50				RPI 51-100				RPI 101+ Team's RPI: 113			
RPI	S	Opponent	Score	RPI	S	Opponent	Score	RPI	S	Opponent	Score	RPI	S	Opponent	Score
3	A	Baylor	59 89	50	N	Duke	68 74	75	H	Abilene Christian	59 71	103	A	North Dakota	65 59
5	A	Oregon St.	44 69									103	H	North Dakota	92 65
												137	N	Iowa St.	97 65
												143	A	Texas Tech	62 78
												152	A	Weber St.	77 70
												152	N	Weber St.	86 83
												161	H	Montana St.	59 62
												167	A	Idaho St.	68 89
												167	N	Idaho St.	67 55
												173	H	Montana	78 61
												174	A	Eastern Wash.	70 84
												174	H	Eastern Wash.	66 74
												174	N	Eastern Wash.	86 71
												175	A	Sacramento St.	98 88
												175	H	Sacramento St.	107 60
												185	A	Northern Colo.	68 70
												185	H	Northern Colo.	66 56
												245	N	Texas St.	75 55
												259	H	Wyoming	61 57
												266	H	UC Santa Barbara	64 42
												273	H	Seattle	64 60
												303	H	CSUN	106 50
												309	A	Northern Ariz.	72 51
												309	H	Northern Ariz.	76 59
												317	A	Portland St.	94 65
												317	H	Portland St.	84 63
LAST 12 Division I GAMES:															
3	A	Baylor	59 89	174	A	Eastern Wash.	70 84	175	H	Sacramento St.	107 60	317	H	Portland St.	94 65
167	N	Idaho St.	67 55	317	H	Portland St.	84 63	103	A	North Dakota	65 59	317	A	Portland St.	94 65
174	N	Eastern Wash.	86 71	103	A	North Dakota	65 59	185	A	Northern Colo.	68 70	317	H	Portland St.	84 63
152	N	Weber St.	86 83	185	A	Northern Colo.	68 70	309	H	Northern Ariz.	76 59				
167	A	Idaho St.	68 89	309	H	Northern Ariz.	76 59								
152	A	Weber St.	77 70												

Non-Div I Games: Carroll (MT) 75 47 Northwest Chrst. 71 48

Idaho

Loss, Non-Conf, S Site, H Home A Away N Neutral

I
d
a
h
o

Idaho
RPI S Opponent Score

Through Games Of April 5, 2016

RPI	S	Opponent	Score	
331	A	Southern Utah	62	51
331	H	Southern Utah	93	48

I
d
a
h
o

Idaho

Average RPI Win:	225	WON-LOST	WINNING	LAST 10	STRENGTH OF	OPP. STRENGTH	TEAM	ADJ.	CONF.	ADJ CONF.
Average RPI Loss:	143	RECORD	PCT. RANK	GAMES	SCHEDULE	OF SCHEDULE	RPI	RPI	RPI	RPI
DIV. I ONLY	16- 15	158	7- 3	219	184	167	167	19	19	
DIV. I NON-CONF.	5- 4	135	0- 0	117	132	90	90	20	20	
TOTALS	RPI 1-25	RPI 26-50	W-L RECORDS	RPI 51-100	RPI 101-150	RPI 150+				
16- 15	0- 1	0- 1	OVERALL	0- 0	2- 5	14- 8				
7- 4	0- 0	0- 0	HOME	0- 0	1- 1	6- 3				
5- 10	0- 1	0- 1	AWAY	0- 0	0- 3	5- 5				
4- 1	0- 0	0- 0	NEUTRAL	0- 0	1- 1	3- 0				
5- 4	0- 1	0- 1	NON-CONFERENCE	0- 0	0- 2	5- 0				
2- 0	0- 0	0- 0	HOME	0- 0	0- 0	2- 0				
2- 4	0- 1	0- 1	AWAY	0- 0	0- 2	2- 0				
1- 0	0- 0	0- 0	NEUTRAL	0- 0	0- 0	1- 0				
11- 11	0- 0	0- 0	CONFERENCE	0- 0	2- 3	9- 8				
5- 4	0- 0	0- 0	HOME	0- 0	1- 1	4- 3				
3- 6	0- 0	0- 0	AWAY	0- 0	0- 1	3- 5				
3- 1	0- 0	0- 0	NEUTRAL	0- 0	1- 1	2- 0				

RPI S	Opponent	Score	RPI S	Opponent	Score	RPI S	Opponent	Score	RPI S	Opponent	Score	Team's RPI: 167
18	A Michigan St.	60 79	36	A UTEP	54 67				103	A North Dakota	42 45	
									103	H North Dakota	57 60	
									103	N North Dakota	69 54	
									109	A Northwestern	36 72	
									113	H Idaho	89 68	
									113	N Idaho	55 67	
									143	A Texas Tech	64 79	
									152	A Weber St.	58 57	
									152	H Weber St.	46 61	
									153	A Boise St.	80 77	
									161	A Montana St.	80 82	
									161	N Montana St.	52 50	
									173	A Montana	47 62	
									174	H Eastern Wash.	71 62	
									175	A Sacramento St.	62 83	
									175	H Sacramento St.	59 68	
									185	A Northern Colo.	47 48	
									185	H Northern Colo.	59 61	
									185	N Northern Colo.	54 45	
									205	A Utah Valley	56 47	
									233	N Southeast Mo. St.	65 64	
									235	H Utah St.	81 67	
									273	H Seattle	83 67	
									309	A Northern Ariz.	62 63	
									309	H Northern Ariz.	71 61	
									317	A Portland St.	64 42	
LAST 12 Division I GAMES:												
			113	N Idaho	55 67		161	A Montana St.	80 82			
			103	N North Dakota	69 54		173	A Montana	47 62			
			161	N Montana St.	52 50		331	H Southern Utah	64 47			
			185	N Northern Colo.	54 45		309	H Northern Ariz.	71 61			
			113	H Idaho	89 68		175	A Sacramento St.	62 83			
			174	H Eastern Wash.	71 62		317	A Portland St.	64 42			

Non-Div I Games: Colo. Christian 82 56 Montana Tech 82 55

Idaho St.

Loss, Non-Conf, S Site, H Home A Away N Neutral

I
d
a
h
o
s
t
.

RPI S Idaho St. Score

Through Games Of April 5, 2016

RPI	S	Opponent	Score	
317	H	Portland St.	71	70
331	A	Southern Utah	71	67
331	H	Southern Utah	64	47

I
d
a
h
o
s
t
.

Idaho St.

Ill.-Chicago

Through Games Of April 5, 2016

Average RPI Win:	269	WON-LOST	WINNING	LAST 10	STRENGTH OF	OPP. STRENGTH	TEAM	ADJ.	CONF.	ADJ CONF.
Average RPI Loss:	140	RECORD	PCT. RANK	GAMES	SCHEDULE	OF SCHEDULE	RPI	RPI	RPI	RPI
DIV. I ONLY	12- 18	231	1- 9	273	196	250	250	14	14	
DIV. I NON-CONF.	9- 2	27	0- 0	345	321	177	177	17	17	
TOTALS	RPI 1-25	RPI 26-50	W-L RECORDS	RPI 51-100	RPI 101-150	RPI 150+				
12- 18	0- 0	0- 2	OVERALL	1- 1	0- 8	11- 7				
5- 9	0- 0	0- 1	HOME	1- 0	0- 4	4- 4				
7- 8	0- 0	0- 1	AWAY	0- 1	0- 3	7- 3				
0- 1	0- 0	0- 0	NEUTRAL	0- 0	0- 1	0- 0				
9- 2	0- 0	0- 0	NON-CONFERENCE	1- 1	0- 1	8- 0				
4- 1	0- 0	0- 0	HOME	1- 0	0- 1	3- 0				
5- 1	0- 0	0- 0	AWAY	0- 1	0- 0	5- 0				
0- 0	0- 0	0- 0	NEUTRAL	0- 0	0- 0	0- 0				
3- 16	0- 0	0- 2	CONFERENCE	0- 0	0- 7	3- 7				
1- 8	0- 0	0- 1	HOME	0- 0	0- 3	1- 4				
2- 7	0- 0	0- 1	AWAY	0- 0	0- 3	2- 3				
0- 1	0- 0	0- 0	NEUTRAL	0- 0	0- 1	0- 0				

RPI S	Opponent	Score	RPI S	Opponent	Score	RPI S	Opponent	Score	RPI S	Opponent	Score	Team's RPI: 250
27	A Green Bay	22 64	27	H Green Bay	40 58	72	A Purdue	51 62	108	A Wright St.	62 73	
						79	H Central Mich.	66 63	108	H Wright St.	72 80	
									108	N Wright St.	55 71	
									124	H Toledo	51 60	
									129	A Youngstown St.	41 62	
									129	H Youngstown St.	64 69	
									141	A Milwaukee	53 54	
									141	H Milwaukee	56 62	
									155	A Northern Ky.	53 55	
									155	H Northern Ky.	61 72	
									160	A Detroit	65 51	
									160	H Detroit	80 89	
									215	A Oakland	73 78	
									215	H Oakland	76 78	
									224	A Western Ill.	78 70	
									244	A Valparaiso	54 50	
									244	H Valparaiso	74 80	
									264	A Cleveland St.	69 72	
									264	H Cleveland St.	80 62	
									299	A Bradley	66 56	
									300	A Denver	56 46	
									322	A Illinois St.	74 65	
									326	H Nevada	70 55	
									327	H Howard	75 48	
									339	H Eastern Ill.	66 54	
									345	A Chicago St.	51 47	
LAST 12 Division I GAMES:												
108	N Wright St.	55 71	215	A Oakland	73 78							
244	H Valparaiso	74 80	160	A Detroit	65 51							
129	A Youngstown St.	41 62	108	H Wright St.	72 80							
264	A Cleveland St.	69 72	155	H Northern Ky.	61 72							
141	H Milwaukee	56 62	244	A Valparaiso	54 50							
27	H Green Bay	40 58	264	H Cleveland St.	80 62							

Non-Div I Games:

Ill.-Chicago

■ Loss,
 ■ Non-Conf, S Site,
 ■ Home
 ■ Away
 N Neutral

Average RPI Win:	177	WON-LOST	WINNING	LAST 10	STRENGTH OF	OPP. STRENGTH	TEAM	ADJ.	CONF.	ADJ CONF.
Average RPI Loss:	65	RECORD	PCT. RANK	GAMES	SCHEDULE	OF SCHEDULE	RPI	RPI	RPI	RPI
DIV. I ONLY	9- 21	276	1- 9	35	56	188	188	5	5	
DIV. I NON-CONF.	7- 4	102	0- 0	21	215	89	89	5	5	
TOTALS	RPI 1-25	RPI 26-50	W-L RECORDS	RPI 51-100	RPI 101-150	RPI 150+				
9- 21	0- 4	0- 5	OVERALL	3- 7	1- 5	5- 0				
8- 10	0- 3	0- 3	HOME	3- 2	1- 2	4- 0				
1- 10	0- 1	0- 2	AWAY	0- 5	0- 2	1- 0				
0- 1	0- 0	0- 0	NEUTRAL	0- 0	0- 1	0- 0				
7- 4	0- 0	0- 3	NON-CONFERENCE	3- 0	1- 1	3- 0				
7- 2	0- 0	0- 2	HOME	3- 0	1- 0	3- 0				
0- 2	0- 0	0- 1	AWAY	0- 0	0- 1	0- 0				
0- 0	0- 0	0- 0	NEUTRAL	0- 0	0- 0	0- 0				
2- 17	0- 4	0- 2	CONFERENCE	0- 7	0- 4	2- 0				
1- 8	0- 3	0- 1	HOME	0- 2	0- 2	1- 0				
1- 8	0- 1	0- 1	AWAY	0- 5	0- 1	1- 0				
0- 1	0- 0	0- 0	NEUTRAL	0- 0	0- 1	0- 0				

RPI S	Opponent	Score	RPI S	Opponent	Score	RPI S	Opponent	Score	RPI S	Opponent	Score	Team's RPI: 188
10	A Ohio St.	74 117	28	A Miami (FL)	64 73	51	H Ohio	62 53	109	H Northwestern	59 69	
10	H Ohio St.	70 80	33	H George Washington	57 70	59	A Michigan	83 96	111	A Nebraska	57 73	
11	H Maryland	63 79	37	H South Dakota	76 85	66	A Rutgers	54 67	121	A Memphis	75 81	
18	H Michigan St.	43 71	43	A Indiana	66 68	66	H Rutgers	56 63	139	H Penn St.	56 65	
			43	H Indiana	68 80	68	A Iowa	56 61	139	N Penn St.	66 75	
						72	A Purdue	65 69	144	H Southern Ill.	78 64	
						79	H Central Mich.	74 69	203	A Wisconsin	76 56	
						86	A Minnesota	77 82	203	H Wisconsin	71 65	
						86	H Minnesota	75 106	214	H Lehigh	76 67	
						95	H UT Martin	94 74	256	H Tennessee St.	98 43	
									345	H Chicago St.	67 36	
LAST 12 Division I GAMES:												
139	N Penn St.	66 75	43	H Indiana	68 80							
68	A Iowa	56 61	59	A Michigan	83 96							
18	H Michigan St.	43 71	109	H Northwestern	59 69							
10	A Ohio St.	74 117	10	H Ohio St.	70 80							
203	A Wisconsin	76 56	86	A Minnesota	77 82							
66	H Rutgers	56 63	139	H Penn St.	56 65							

Non-Div I Games:

Illinois

Average RPI Win:	300	WON-LOST	WINNING	LAST 10	STRENGTH OF	OPP. STRENGTH	TEAM	ADJ.	CONF.	ADJ CONF.
Average RPI Loss:	177	RECORD	PCT. RANK	GAMES	SCHEDULE	OF SCHEDULE	RPI	RPI	RPI	RPI
DIV. I ONLY	8- 22	289	3- 7	324	231	322	322	21	21	
DIV. I NON-CONF.	2- 9	296	0- 0	317	299	341	341	19	19	
TOTALS	RPI 1-25	RPI 26-50	W-L RECORDS	RPI 51-100	RPI 101-150	RPI 150+				
8- 22	0- 1	0- 0	OVERALL	0- 4	0- 5	8- 12				
6- 8	0- 0	0- 0	HOME	0- 2	0- 3	6- 3				
2- 11	0- 1	0- 0	AWAY	0- 2	0- 2	2- 6				
0- 3	0- 0	0- 0	NEUTRAL	0- 0	0- 0	0- 3				
2- 9	0- 1	0- 0	NON-CONFERENCE	0- 0	0- 1	2- 7				
2- 3	0- 0	0- 0	HOME	0- 0	0- 1	2- 2				
0- 4	0- 1	0- 0	AWAY	0- 0	0- 0	0- 3				
0- 2	0- 0	0- 0	NEUTRAL	0- 0	0- 0	0- 2				
6- 13	0- 0	0- 0	CONFERENCE	0- 4	0- 4	6- 5				
4- 5	0- 0	0- 0	HOME	0- 2	0- 2	4- 1				
2- 7	0- 0	0- 0	AWAY	0- 2	0- 2	2- 3				
0- 1	0- 0	0- 0	NEUTRAL	0- 0	0- 0	0- 1				

RPI 1-25				RPI 26-50				RPI 51-100				RPI 101+ Team's RPI: 322			
RPI	S	Opponent	Score	RPI	S	Opponent	Score	RPI	S	Opponent	Score	RPI	S	Opponent	Score
23	A	DePaul	41 89					81	A	Missouri St.	41 70	107	A	Drake	41 76
								81	H	Missouri St.	51 73	107	H	Drake	58 98
								85	A	UNI	51 65	144	A	Southern Ill.	71 76
								85	H	UNI	35 61	144	H	Southern Ill.	55 68
												147	H	SIUE	57 65
												162	A	Yale	47 60
												183	A	Loyola Chicago	61 73
												183	H	Loyola Chicago	41 57
												224	H	Western Ill.	64 79
												231	A	Indiana St.	56 63
												231	H	Indiana St.	73 62
												236	N	Omaha	56 60
												250	H	Ill.-Chicago	65 74
												258	A	Bowling Green	52 70
												260	H	Murray St.	81 76
												263	N	Northern Ill.	59 68
												265	A	UTSA	51 77
												299	A	Bradley	38 52
												299	H	Bradley	54 49
												301	A	Wichita St.	53 49
												301	H	Wichita St.	70 49
												330	A	Evansville	64 57
												330	H	Evansville	65 59
												330	N	Evansville	59 61
												345	H	Chicago St.	57 53
LAST 12 Division I GAMES:															
				330	N	Evansville	59 61					183	A	Loyola Chicago	61 73
				81	A	Missouri St.	41 70					85	H	UNI	35 61
				301	A	Wichita St.	53 49					107	H	Drake	58 98
				330	H	Evansville	65 59					231	H	Indiana St.	73 62
				144	H	Southern Ill.	55 68					144	A	Southern Ill.	71 76
				299	A	Bradley	38 52					330	A	Evansville	64 57

Non-Div I Games:

Illinois St.

Average RPI Win:	259	WON-LOST	WINNING	LAST 10	STRENGTH OF	OPP. STRENGTH	TEAM	ADJ.	CONF.	ADJ CONF.
Average RPI Loss:	205	RECORD	PCT. RANK	GAMES	SCHEDULE	OF SCHEDULE	RPI	RPI	RPI	RPI
DIV. I ONLY	3- 22	338	1- 9	272	314	332	332	28	28	
DIV. I NON-CONF.	0- 7	338	0- 0	200	262	333	333	26	26	
TOTALS	RPI 1-25	RPI 26-50	W-L RECORDS	RPI 51-100	RPI 101-150	RPI 150+				
3- 22	0- 0	0- 1	OVERALL	0- 4	1- 2	2- 15				
0- 12	0- 0	0- 0	HOME	0- 2	0- 1	0- 9				
3- 10	0- 0	0- 1	AWAY	0- 2	1- 1	2- 6				
0- 0	0- 0	0- 0	NEUTRAL	0- 0	0- 0	0- 0				
0- 7	0- 0	0- 1	NON-CONFERENCE	0- 1	0- 1	0- 4				
0- 3	0- 0	0- 0	HOME	0- 0	0- 0	0- 3				
0- 4	0- 0	0- 1	AWAY	0- 1	0- 1	0- 1				
0- 0	0- 0	0- 0	NEUTRAL	0- 0	0- 0	0- 0				
3- 15	0- 0	0- 0	CONFERENCE	0- 3	1- 1	2- 11				
0- 9	0- 0	0- 0	HOME	0- 2	0- 1	0- 6				
3- 6	0- 0	0- 0	AWAY	0- 1	1- 0	2- 5				
0- 0	0- 0	0- 0	NEUTRAL	0- 0	0- 0	0- 0				

RPI S	Opponent	Score	RPI S	Opponent	Score	RPI S	Opponent	Score	RPI S	Opponent	Score	Team's RPI: 332
48	A Colorado St.	37 60	72	A Purdue	27 95	138	H Northwestern St.	48 53				
			75	A Abilene Christian	58 66	143	A Texas Tech	55 70				
			75	H Abilene Christian	71 86	148	A McNeese St.	68 55				
			89	H Central Ark.	57 76	186	A UTRGV	47 60				
						186	H UTRGV	50 68				
						208	H Sam Houston St.	60 65				
						210	A SFA	62 74				
						210	H SFA	66 82				
						239	H North Texas	55 62				
						261	A Houston Baptist	46 64				
						261	H Houston Baptist	61 62				
						283	A Lamar	49 59				
						283	H Houston	51 67				
						283	H Lamar	61 67				
						311	A Nicholls St.	63 61				
						311	H Nicholls St.	64 66				
						312	A A&M-Corpus Christi	55 69				
						312	H A&M-Corpus Christi	56 57				
						319	A Southeastern La.	70 66				
						334	A New Orleans	49 55				
LAST 12 Division I GAMES:												
261	A Houston Baptist	46 64	89	H Central Ark.	57 76							
75	A Abilene Christian	58 66	210	A SFA	62 74							
283	H Lamar	61 67	283	A Lamar	49 59							
210	H SFA	66 82	311	A Nicholls St.	63 61							
312	A A&M-Corpus Christi	55 69	311	H Nicholls St.	64 66							
261	H Houston Baptist	61 62	312	H A&M-Corpus Christi	56 57							

Non-Div I Games: LSU-Alexandria 96 59 Howard Payne 78 65 Sul Ross St. 54 35 Trinity (TX) 55 61 Incarnate Word

Loss, Non-Conf, S Site, H Home A Away N Neutral

Indiana

Through Games Of April 5, 2016

Average RPI Win:	136	WON-LOST	WINNING	LAST 10	STRENGTH OF	OPP. STRENGTH	TEAM	ADJ.	CONF.	ADJ CONF.
Average RPI Loss:	57	RECORD	PCT. RANK	GAMES	SCHEDULE	OF SCHEDULE	RPI	RPI	RPI	RPI
DIV. I ONLY	21- 12	85	7- 3	54	27	43	43	5	5	
DIV. I NON-CONF.	9- 5	100	1- 1	38	31	51	51	5	5	
TOTALS	RPI 1-25	RPI 26-50	W-L RECORDS	RPI 51-100	RPI 101-150	RPI 150+				
21- 12	1- 5	2- 1	OVERALL	5- 4	5- 1	8- 1				
14- 0	1- 0	1- 0	HOME	5- 0	3- 0	4- 0				
5- 8	0- 4	0- 0	AWAY	0- 3	2- 0	3- 1				
2- 4	0- 1	1- 1	NEUTRAL	0- 1	0- 1	1- 0				
9- 5	0- 3	2- 1	NON-CONFERENCE	1- 1	1- 0	5- 0				
5- 0	0- 0	1- 0	HOME	1- 0	1- 0	2- 0				
2- 2	0- 2	0- 0	AWAY	0- 0	0- 0	2- 0				
2- 3	0- 1	1- 1	NEUTRAL	0- 1	0- 0	1- 0				
12- 7	1- 2	0- 0	CONFERENCE	4- 3	4- 1	3- 1				
9- 0	1- 0	0- 0	HOME	4- 0	2- 0	2- 0				
3- 6	0- 2	0- 0	AWAY	0- 3	2- 0	1- 1				
0- 1	0- 0	0- 0	NEUTRAL	0- 0	0- 1	0- 0				

RPI	S	Opponent	Score	RPI	S	Opponent	Score	Team's RPI: 43	RPI	S	Opponent	Score	RPI	S	Opponent	Score
2	A	Notre Dame	70 87	28	N	Miami (FL)	75 89		51	N	Ohio	56 63	109	A	Northwestern	91 84
10	A	Ohio St.	70 97	42	H	Chattanooga	54 43		59	H	Michigan	77 69	109	N	Northwestern	73 79
11	A	Maryland	63 86	45	N	Georgia	62 58		66	H	Rutgers	64 48	111	A	Nebraska	79 68
18	H	Michigan St.	81 65						68	A	Iowa	73 76	111	H	Nebraska	59 47
23	A	DePaul	69 84						68	H	Iowa	79 74	115	H	Samford	65 56
24	N	West Virginia	64 75						72	A	Purdue	53 63	139	H	Penn St.	76 55
									74	H	Georgia Tech	69 60	162	H	Yale	76 60
									86	A	Minnesota	76 78	188	A	Illinois	80 68
									86	H	Minnesota	93 79	188	H	Illinois	68 66
													203	A	Wisconsin	69 73
													203	H	Wisconsin	67 57
													231	A	Indiana St.	53 50
													256	H	Tennessee St.	88 56
													269	N	Austin Peay	90 58
													313	A	IPFW	79 72
LAST 12 Division I GAMES:																
2	A	Notre Dame	70 87	86	H	Minnesota	93 79									
45	N	Georgia	62 58	203	H	Wisconsin	67 57									
109	N	Northwestern	73 79	188	A	Illinois	80 68									
139	H	Penn St.	76 55	111	H	Nebraska	59 47									
111	A	Nebraska	79 68	68	H	Iowa	79 74									
68	A	Iowa	73 76	11	A	Maryland	63 86									

Non-Div I Games:

Indiana

■ Loss,
■ Non-Conf, S Site,
■ Home
■ Away
N Neutral

Average RPI Win: 260	WON-LOST	WINNING	LAST 10	STRENGTH OF	OPP. STRENGTH	TEAM	ADJ.	CONF.	ADJ CONF.
Average RPI Loss: 137	RECORD	PCT. RANK	GAMES	SCHEDULE	OF SCHEDULE	RPI	RPI	RPI	RPI
DIV. I ONLY	13- 17	209	4- 6	231	218	231	231	21	21
DIV. I NON-CONF.	4- 7	221	0- 0	213	238	234	234	19	19
TOTALS	RPI 1-25	RPI 26-50	W-L RECORDS	RPI 51-100	RPI 101-150	RPI 150+			
13- 17	0- 0	0- 1	OVERALL	0- 7	1- 4	12- 5			
8- 6	0- 0	0- 1	HOME	0- 3	1- 1	7- 1			
5- 9	0- 0	0- 0	AWAY	0- 3	0- 3	5- 3			
0- 2	0- 0	0- 0	NEUTRAL	0- 1	0- 0	0- 1			
4- 7	0- 0	0- 1	NON-CONFERENCE	0- 2	0- 1	4- 3			
2- 3	0- 0	0- 1	HOME	0- 1	0- 0	2- 1			
2- 3	0- 0	0- 0	AWAY	0- 1	0- 1	2- 1			
0- 1	0- 0	0- 0	NEUTRAL	0- 0	0- 0	0- 1			
9- 10	0- 0	0- 0	CONFERENCE	0- 5	1- 3	8- 2			
6- 3	0- 0	0- 0	HOME	0- 2	1- 1	5- 0			
3- 6	0- 0	0- 0	AWAY	0- 2	0- 2	3- 2			
0- 1	0- 0	0- 0	NEUTRAL	0- 1	0- 0	0- 0			

RPI S	Opponent	Score	RPI S	Opponent	Score	RPI S	Opponent	Score	RPI S	Opponent	Score	Team's RPI: 231
43	H Indiana	50 53	57	H Saint Louis	52 62	107	A Drake	55 80				
			79	A Central Mich.	65 85	107	H Drake	68 53				
			81	A Missouri St.	41 75	122	A IUPUI	43 68				
			81	H Missouri St.	51 59	144	A Southern Ill.	64 76				
			81	N Missouri St.	45 70	144	H Southern Ill.	58 62				
			85	A UNI	42 53	155	A Northern Ky.	67 73				
			85	H UNI	45 61	183	A Loyola Chicago	74 71				
						183	H Loyola Chicago	62 48				
						190	A Tulsa	67 63				
						193	H Butler	70 63				
						210	N SFA	62 71				
						236	H Omaha	50 51				
						299	A Bradley	68 59				
						299	H Bradley	59 37				
						301	A Wichita St.	53 54				
						301	H Wichita St.	59 33				
						308	A UMKC	77 47				
						322	A Illinois St.	62 73				
						322	H Illinois St.	63 56				
						330	A Evansville	59 44				
						330	H Evansville	57 45				
						339	H Eastern Ill.	60 42				
LAST 12 Division I GAMES:												
	81	N Missouri St.	45	70	299	A Bradley	68	59				
	301	A Wichita St.	53	54	107	H Drake	68	53				
	81	A Missouri St.	41	75	85	H UNI	45	61				
	144	H Southern Ill.	58	62	322	A Illinois St.	62	73				
	330	H Evansville	57	45	330	A Evansville	59	44				
	183	A Loyola Chicago	74	71	144	A Southern Ill.	64	76				

Non-Div I Games:

Indiana St.

■ Loss,
 ■ Non-Conf,
 ■ S Site,
 ■ H Home
 ■ A Away
 N Neutral

Average RPI Win:	234	WON-LOST	WINNING	LAST 10	STRENGTH OF	OPP. STRENGTH	TEAM	ADJ.	CONF.	ADJ CONF.
Average RPI Loss:	109	RECORD	PCT. RANK	GAMES	SCHEDULE	OF SCHEDULE	RPI	RPI	RPI	RPI
DIV. I ONLY	23- 12	78	7- 3	173	195	99	99	23	23	
DIV. I NON-CONF.	4- 8	231	0- 1	97	49	168	168	23	23	
TOTALS	RPI 1-25	RPI 26-50	W-L RECORDS	RPI 51-100	RPI 101-150	RPI 150+				
23- 12	0- 1	0- 1	OVERALL	1- 5	1- 0	21- 5				
11- 2	0- 0	0- 0	HOME	0- 2	0- 0	11- 0				
9- 8	0- 1	0- 1	AWAY	0- 2	1- 0	8- 4				
3- 2	0- 0	0- 0	NEUTRAL	1- 1	0- 0	2- 1				
4- 8	0- 1	0- 1	NON-CONFERENCE	0- 3	1- 0	3- 3				
2- 1	0- 0	0- 0	HOME	0- 1	0- 0	2- 0				
1- 5	0- 1	0- 1	AWAY	0- 1	1- 0	0- 2				
1- 2	0- 0	0- 0	NEUTRAL	0- 1	0- 0	1- 1				
19- 4	0- 0	0- 0	CONFERENCE	1- 2	0- 0	18- 2				
9- 1	0- 0	0- 0	HOME	0- 1	0- 0	9- 0				
8- 3	0- 0	0- 0	AWAY	0- 1	0- 0	8- 2				
2- 0	0- 0	0- 0	NEUTRAL	1- 0	0- 0	1- 0				

RPI 1-25				RPI 26-50				RPI 51-100 Team's RPI: 99				RPI 101+			
RPI	S	Opponent	Score	RPI	S	Opponent	Score	RPI	S	Opponent	Score	RPI	S	Opponent	Score
11	A	Maryland	58 74	33	A	George Washington	65 70	56	N	Southern California	56 76	123	A	Saint Joseph's	81 75
								66	A	Rutgers	33 58	151	A	North Carolina	52 64
								80	H	VCU	58 74	158	A	Stony Brook	53 58
								87	A	Quinnipiac	61 62	162	N	Yale	48 63
								87	H	Quinnipiac	53 69	165	A	Marist	61 62
								87	N	Quinnipiac	57 41	165	H	Marist	69 49
												165	N	Marist	57 53
												166	H	ETSU	56 50
												202	A	Fairfield	56 46
												202	H	Fairfield	69 53
												227	A	Canisius	79 76
												227	H	Canisius	79 56
												232	A	Siena	64 47
												232	A	Siena	64 51
												232	H	Siena	63 51
												239	H	North Texas	62 51
												246	A	Monmouth	64 49
												246	H	Monmouth	68 56
												248	A	Manhattan	56 63
												248	H	Manhattan	67 56
												285	A	Rider	67 48
												285	H	Rider	59 46
												292	A	Niagara	73 52
												292	H	Niagara	73 46
												314	N	Fairleigh Dickinson	77 54
												338	A	Saint Peter's	65 51
LAST 12 Division I GAMES:															
				11	A	Maryland	58 74					338	H	Saint Peter's	64 50
				87	N	Quinnipiac	57 41					232	H	Siena	63 51
				165	N	Marist	57 53					87	A	Quinnipiac	61 62
				232	A	Siena	64 47					232	A	Siena	64 51
				87	H	Quinnipiac	53 69					285	A	Rider	67 48
				202	H	Fairfield	69 53					246	H	Monmouth	68 56

Non-Div I Games:

Iona

■ Loss,
 ■ Non-Conf,
 S Site,
 ■ Home
 ■ Away
 N Neutral

I
o
n
a

RPI S Opponent Iona Score

Through Games Of April 5, 2016

RPI	S	Opponent	Score
338	H	Saint Peter's	64 50

I
o
n
a

Iona

Average RPI Win:	130	WON-LOST	WINNING	LAST 10	STRENGTH OF	OPP. STRENGTH	TEAM	ADJ.	CONF.	ADJ CONF.
Average RPI Loss:	60	RECORD	PCT. RANK	GAMES	SCHEDULE	OF SCHEDULE	RPI	RPI	RPI	RPI
DIV. I ONLY	19- 14	128	4- 6	31	54	68	68	5	5	
DIV. I NON-CONF.	10- 3	48	0- 1	62	162	52	52	5	5	
TOTALS	RPI 1-25	RPI 26-50	W-L RECORDS	RPI 51-100	RPI 101-150	RPI 150+				
19- 14	0- 5	1- 2	OVERALL	7- 4	5- 3	6- 0				
11- 5	0- 3	1- 0	HOME	4- 1	2- 1	4- 0				
5- 7	0- 1	0- 1	AWAY	2- 3	2- 2	1- 0				
3- 2	0- 1	0- 1	NEUTRAL	1- 0	1- 0	1- 0				
10- 3	0- 0	0- 1	NON-CONFERENCE	3- 1	3- 1	4- 0				
6- 1	0- 0	0- 0	HOME	1- 1	2- 0	3- 0				
2- 1	0- 0	0- 0	AWAY	2- 0	0- 1	0- 0				
2- 1	0- 0	0- 1	NEUTRAL	0- 0	1- 0	1- 0				
9- 11	0- 5	1- 1	CONFERENCE	4- 3	2- 2	2- 0				
5- 4	0- 3	1- 0	HOME	3- 0	0- 1	1- 0				
3- 6	0- 1	0- 1	AWAY	0- 3	2- 1	1- 0				
1- 1	0- 1	0- 0	NEUTRAL	1- 0	0- 0	0- 0				

RPI S	Opponent	Score	RPI S	Opponent	Score	RPI S	Opponent	Score	RPI S	Opponent	Score
10	H Ohio St.	81 98	33	N George Washington	77 81	59	A Michigan	75 82	103	H North Dakota	83 61
11	H Maryland	56 76	43	A Indiana	74 79	59	H Michigan	85 69	107	H Drake	89 76
11	N Maryland	55 75	43	H Indiana	76 73	59	N Michigan	97 85	108	N Wright St.	83 77
18	A Michigan St.	73 80				61	H Ball St.	72 77	109	A Northwestern	79 64
18	H Michigan St.	69 74				66	H Rutgers	69 65	111	A Nebraska	74 68
						72	A Purdue	73 90	137	A Iowa St.	66 69
						72	H Purdue	63 55	139	A Penn St.	68 81
						85	A UNI	80 65	139	H Penn St.	69 82
						86	A Minnesota	76 78	164	H Robert Morris	69 50
						91	A Virginia	85 73	188	H Illinois	61 56
						95	H UT Martin	62 56	203	A Wisconsin	57 54
									224	H Western Ill.	96 81
									283	N Houston	64 50
									299	H Bradley	60 53
LAST 12 Division I GAMES:											
61	H Ball St.	72 77	72	H Purdue	63 55						
11	N Maryland	55 75	86	A Minnesota	76 78						
59	N Michigan	97 85	10	H Ohio St.	81 98						
188	H Illinois	61 56	18	H Michigan St.	69 74						
139	A Penn St.	68 81	43	A Indiana	74 79						
43	H Indiana	76 73	109	A Northwestern	79 64						

Non-Div I Games:

Iowa

■ Loss,
 ■ Non-Conf,
 ■ S Site,
 ■ H Home
 ■ A Away
 N Neutral

Average RPI Win:	181	WON-LOST	WINNING	LAST 10	STRENGTH OF	OPP. STRENGTH	TEAM	ADJ.	CONF.	ADJ CONF.
Average RPI Loss:	55	RECORD	PCT. RANK	GAMES	SCHEDULE	OF SCHEDULE	RPI	RPI	RPI	RPI
DIV. I ONLY	13- 17	209	2- 8	60	35	137	137	2	2	
DIV. I NON-CONF.	8- 3	72	0- 0	205	221	111	111	2	2	
TOTALS	RPI 1-25	RPI 26-50	W-L RECORDS	RPI 51-100	RPI 101-150	RPI 150+				
13- 17	0- 6	2- 5	OVERALL	2- 2	2- 4	7- 0				
9- 6	0- 3	1- 2	HOME	1- 1	2- 0	5- 0				
3- 8	0- 3	1- 2	AWAY	1- 1	0- 2	1- 0				
1- 3	0- 0	0- 1	NEUTRAL	0- 0	0- 2	1- 0				
8- 3	0- 0	0- 1	NON-CONFERENCE	2- 0	1- 2	5- 0				
6- 0	0- 0	0- 0	HOME	1- 0	1- 0	4- 0				
1- 1	0- 0	0- 0	AWAY	1- 0	0- 1	0- 0				
1- 2	0- 0	0- 1	NEUTRAL	0- 0	0- 1	1- 0				
5- 14	0- 6	2- 4	CONFERENCE	0- 2	1- 2	2- 0				
3- 6	0- 3	1- 2	HOME	0- 1	1- 0	1- 0				
2- 7	0- 3	1- 2	AWAY	0- 1	0- 1	1- 0				
0- 1	0- 0	0- 0	NEUTRAL	0- 0	0- 1	0- 0				

RPI	S	Opponent	Score	RPI	S	Opponent	Score	RPI	S	Opponent	Score	RPI	S	Opponent	Score	Team's RPI: 137
3	A	Baylor	41 78	26	A	Oklahoma	54 85	68	H	Iowa	69 66	107	A	Drake	70 74	
3	H	Baylor	61 77	26	H	Oklahoma	71 77	85	A	UNI	84 75	113	N	Idaho	65 97	
6	A	Texas	54 75	35	A	Oklahoma St.	76 79	96	A	TCU	69 79	143	A	Texas Tech	66 69	
6	H	Texas	49 65	35	H	Oklahoma St.	49 42	96	H	TCU	62 72	143	H	Texas Tech	77 48	
24	A	West Virginia	47 57	41	A	Kansas St.	84 79					143	N	Texas Tech	84 89	
24	H	West Virginia	57 82	41	H	Kansas St.	53 68					145	H	Southern U.	86 46	
				50	N	Duke	48 86					207	H	Hampton	95 59	
												222	A	Kansas	63 53	
												222	H	Kansas	65 49	
												245	N	Texas St.	83 61	
												296	H	Alcorn	91 41	
												309	H	Northern Ariz.	79 63	
												336	H	Ark.-Pine Bluff	70 41	
LAST 12 Division I GAMES:																
143	N	Texas Tech	84 89	96	A	TCU	69 79									
24	H	West Virginia	57 82	24	A	West Virginia	47 57									
26	A	Oklahoma	54 85	6	H	Texas	49 65									
41	H	Kansas St.	53 68	222	A	Kansas	63 53									
3	A	Baylor	41 78	26	H	Oklahoma	71 77									
143	H	Texas Tech	77 48	96	H	TCU	62 72									

Non-Div I Games:

Iowa St.

■ Loss,
■ Non-Conf,
■ S Site,
■ H Home
■ A Away
N Neutral

Average RPI Win:	311	WON-LOST	WINNING	LAST 10	STRENGTH OF	OPP. STRENGTH	TEAM	ADJ.	CONF.	ADJ CONF.
Average RPI Loss:	212	RECORD	PCT. RANK	GAMES	SCHEDULE	OF SCHEDULE	RPI	RPI	RPI	RPI
DIV. I ONLY	11- 16	227	4- 6	347	346	307	307	31	31	
DIV. I NON-CONF.	3- 5	216	0- 0	340	255	298	298	31	31	
TOTALS	RPI 1-25	RPI 26-50	W-L RECORDS	RPI 51-100	RPI 101-150	RPI 150+				
11- 16	0- 1	0- 0	OVERALL	0- 1	0- 3	11- 11				
6- 6	0- 0	0- 0	HOME	0- 0	0- 1	6- 5				
5- 9	0- 1	0- 0	AWAY	0- 1	0- 2	5- 5				
0- 1	0- 0	0- 0	NEUTRAL	0- 0	0- 0	0- 1				
3- 5	0- 1	0- 0	NON-CONFERENCE	0- 1	0- 1	3- 2				
2- 1	0- 0	0- 0	HOME	0- 0	0- 0	2- 1				
1- 4	0- 1	0- 0	AWAY	0- 1	0- 1	1- 1				
0- 0	0- 0	0- 0	NEUTRAL	0- 0	0- 0	0- 0				
8- 11	0- 0	0- 0	CONFERENCE	0- 0	0- 2	8- 9				
4- 5	0- 0	0- 0	HOME	0- 0	0- 1	4- 4				
4- 5	0- 0	0- 0	AWAY	0- 0	0- 1	4- 4				
0- 1	0- 0	0- 0	NEUTRAL	0- 0	0- 0	0- 1				

RPI 1-25					
RPI	S	Opponent	Score		
14	A	Kentucky	24	92	

RPI 26-50					
RPI	S	Opponent	Score		

RPI 51-100					
RPI	S	Opponent	Score		
64	A	Tulane	49	92	

Team's RPI:							307
RPI	S	Opponent	Score				
138	A	Northwestern St.	54	59			
145	A	Southern U.	57	84			
145	H	Southern U.	57	66			
184	A	Grambling	61	75			
184	H	Grambling	58	79			
209	A	Alabama St.	57	63			
209	H	Alabama St.	70	69			
229	A	Texas Southern	47	66			
229	H	Texas Southern	36	62			
229	N	Texas Southern	47	65			
278	A	Prairie View	77	67			
278	H	Prairie View	52	62			
296	A	Alcorn	73	66			
296	H	Alcorn	79	65			
298	H	Jacksonville St.	71	65			
319	A	Southeastern La.	79	72			
333	H	Lipscomb	53	52			
334	A	New Orleans	68	85			
336	A	Ark.-Pine Bluff	66	71			
336	H	Ark.-Pine Bluff	59	66			
345	H	Chicago St.	59	76			
346	A	Alabama A&M	69	66			
346	H	Alabama A&M	59	58			
349	A	Mississippi Val.	72	46			
349	H	Mississippi Val.	70	43			

LAST 12 Division I GAMES:					
229	N	Texas Southern	47	65	
346	A	Alabama A&M	69	66	
209	A	Alabama St.	57	63	
336	H	Ark.-Pine Bluff	59	66	
349	H	Mississippi Val.	70	43	
184	A	Grambling	61	75	
278	A	Prairie View	77	67	
229	A	Texas Southern	47	66	
145	H	Southern U.	57	66	
296	H	Alcorn	79	65	
336	A	Ark.-Pine Bluff	66	71	
349	A	Mississippi Val.	72	46	

Non-Div I Games:	Fisk	78	58	Blue Mountain	74	52	Mobile	100	57
------------------	------	----	----	---------------	----	----	--------	-----	----

Jackson St.

Loss, Non-Conf, S Site, H Home A Away N Neutral

Jacksonville

Through Games Of April 5, 2016

Average RPI Win:	266	WON-LOST	WINNING	LAST 10	STRENGTH OF	OPP. STRENGTH	TEAM	ADJ.	CONF.	ADJ CONF.
Average RPI Loss:	104	RECORD	PCT. RANK	GAMES	SCHEDULE	OF SCHEDULE	RPI	RPI	RPI	RPI
DIV. I ONLY	20- 11	83	8- 2	229	229	125	125	27	27	
DIV. I NON-CONF.	6- 8	196	0- 1	203	123	170	170	27	27	
TOTALS	RPI 1-25	RPI 26-50	W-L RECORDS	RPI 51-100	RPI 101-150	RPI 150+				
20- 11	0- 4	0- 0	OVERALL	1- 2	0- 2	19- 3				
12- 1	0- 0	0- 0	HOME	0- 1	0- 0	12- 0				
7- 9	0- 3	0- 0	AWAY	1- 0	0- 1	6- 0				
1- 1	0- 0	0- 0	NEUTRAL	0- 0	0- 0	1- 1				
6- 8	0- 4	0- 0	NON-CONFERENCE	0- 0	0- 2	6- 2				
4- 0	0- 0	0- 0	HOME	0- 0	0- 0	4- 0				
1- 7	0- 4	0- 0	AWAY	0- 0	0- 2	1- 1				
1- 1	0- 0	0- 0	NEUTRAL	0- 0	0- 0	1- 1				
14- 3	0- 0	0- 0	CONFERENCE	1- 2	0- 0	13- 1				
8- 1	0- 0	0- 0	HOME	0- 1	0- 0	8- 0				
6- 2	0- 0	0- 0	AWAY	1- 1	0- 0	5- 1				
0- 0	0- 0	0- 0	NEUTRAL	0- 0	0- 0	0- 0				

RPI	S	Opponent	Score	RPI	S	Opponent	Score	RPI	S	Opponent	Score	RPI	S	Opponent	Score	Team's RPI: 125
4	A	South Carolina	41 77					54	A	FGCU	39 58	133	A	Wake Forest	51 57	
8	A	Syracuse	49 65					54	A	FGCU	56 54	150	A	UT Arlington	54 56	
13	A	Florida St.	60 77					54	H	FGCU	55 59	169	A	Stetson	61 66	
20	A	South Fla.	52 74									169	H	Stetson	69 49	
												191	A	USC Upstate	49 43	
												191	H	USC Upstate	67 56	
												191	H	USC Upstate	75 69	
												220	N	Dartmouth	51 44	
												241	A	Bethune-Cookman	63 53	
												258	N	Bowling Green	69 72	
												260	H	Murray St.	79 54	
												276	A	UNCW	49 51	
												289	A	Kennesaw St.	67 42	
												289	H	Kennesaw St.	78 63	
												293	H	South Carolina St.	79 47	
												297	H	Savannah St.	65 52	
												304	H	FIU	80 44	
												325	A	North Florida	73 39	
												325	H	North Florida	65 51	
												333	A	Lipscomb	76 55	
												333	H	Lipscomb	81 51	
												333	H	Lipscomb	80 51	
												341	A	NJIT	65 36	
												341	H	NJIT	68 37	
LAST 12 Division I GAMES:																
4	A	South Carolina	41 77	341	H	NJIT	68 37									
54	A	FGCU	56 54	333	A	Lipscomb	76 55									
191	H	USC Upstate	67 56	289	A	Kennesaw St.	67 42									
333	H	Lipscomb	80 51	54	H	FGCU	55 59									
325	H	North Florida	65 51	169	A	Stetson	61 66									
191	H	USC Upstate	75 69	54	A	FGCU	39 58									

Non-Div I Games: Edward Waters 90 51 Thomas (GA) 88 50

Jacksonville

Loss, Non-Conf, S Site, H Home A Away N Neutral

Average RPI Win: 279	WON-LOST	WINNING	LAST 10	STRENGTH OF	OPP. STRENGTH	TEAM	ADJ.	CONF.	ADJ CONF.
Average RPI Loss: 198	RECORD	PCT. RANK	GAMES	SCHEDULE	OF SCHEDULE	RPI	RPI	RPI	RPI
DIV. I ONLY	9- 18	264	3- 7	315	311	298	298	24	24
DIV. I NON-CONF.	4- 7	221	0- 0	295	341	275	275	24	24
TOTALS	RPI 1-25	RPI 26-50	W-L RECORDS	RPI 51-100	RPI 101-150	RPI 150+			
9- 18	0- 0	0- 0	OVERALL	0- 4	0- 4	9- 10			
6- 6	0- 0	0- 0	HOME	0- 2	0- 2	6- 2			
3- 12	0- 0	0- 0	AWAY	0- 2	0- 2	3- 8			
0- 0	0- 0	0- 0	NEUTRAL	0- 0	0- 0	0- 0			
4- 7	0- 0	0- 0	NON-CONFERENCE	0- 1	0- 3	4- 3			
3- 1	0- 0	0- 0	HOME	0- 0	0- 1	3- 0			
1- 6	0- 0	0- 0	AWAY	0- 1	0- 2	1- 3			
0- 0	0- 0	0- 0	NEUTRAL	0- 0	0- 0	0- 0			
5- 11	0- 0	0- 0	CONFERENCE	0- 3	0- 1	5- 7			
3- 5	0- 0	0- 0	HOME	0- 2	0- 1	3- 2			
2- 6	0- 0	0- 0	AWAY	0- 1	0- 0	2- 5			
0- 0	0- 0	0- 0	NEUTRAL	0- 0	0- 0	0- 0			

RPI 1-25			RPI 26-50			RPI 51-100				RPI 101+			Team's RPI: 298		
RPI	S	Opponent	Score	RPI	S	Opponent	Score	RPI	S	Opponent	Score	RPI	S	Opponent	Score
								72	A	Purdue	48 67	115	H	Samford	39 50
								82	A	Belmont	42 56	119	A	Mercer	39 46
								82	H	Belmont	32 44	121	A	Memphis	55 70
								95	H	UT Martin	53 63	147	H	SIUE	57 62
												180	A	Eastern Ky.	56 54
												180	H	Eastern Ky.	50 76
												233	A	Southeast Mo. St.	47 61
												256	A	Tennessee St.	40 50
												256	H	Tennessee St.	69 55
												260	A	Murray St.	74 71
												269	A	Austin Peay	59 61
												280	A	Tennessee Tech	49 51
												280	H	Tennessee Tech	55 46
												289	H	Kennesaw St.	61 52
												291	A	Ga. Southern	56 60
												296	H	Alcorn	67 65
												297	H	Savannah St.	50 35
												305	A	Morehead St.	63 67
												305	H	Morehead St.	66 70
												306	A	Wofford	54 66
												307	A	Jackson St.	65 71
												311	A	Nicholls St.	63 49
												339	H	Eastern Ill.	60 52
LAST 12 Division I GAMES:															
305	H	Morehead St.	66 70	256	H	Tennessee St.	69 55								
256	A	Tennessee St.	40 50	180	A	Eastern Ky.	56 54								
180	H	Eastern Ky.	50 76	305	A	Morehead St.	63 67								
280	A	Tennessee Tech	49 51	82	H	Belmont	32 44								
82	A	Belmont	42 56	95	H	UT Martin	53 63								
280	H	Tennessee Tech	55 46	233	A	Southeast Mo. St.	47 61								

Non-Div I Games: Tuskegee 74 47

Jacksonville St.

Average RPI Win:	184	WON-LOST	WINNING	LAST 10	STRENGTH OF	OPP. STRENGTH	TEAM	ADJ.	CONF.	ADJ CONF.
Average RPI Loss:	51	RECORD	PCT. RANK	GAMES	SCHEDULE	OF SCHEDULE	RPI	RPI	RPI	RPI
DIV. I ONLY	27- 6	19	9- 1	109	106	34	34	13	13	
DIV. I NON-CONF.	7- 5	128	0- 1	82	42	99	99	11	11	
TOTALS	RPI 1-25	RPI 26-50	W-L RECORDS	RPI 51-100	RPI 101-150	RPI 150+				
27- 6	0- 4	0- 1	OVERALL	5- 0	3- 0	19- 1				
14- 0	0- 0	0- 0	HOME	2- 0	2- 0	10- 0				
10- 3	0- 1	0- 1	AWAY	2- 0	1- 0	7- 1				
3- 3	0- 3	0- 0	NEUTRAL	1- 0	0- 0	2- 0				
7- 5	0- 4	0- 1	NON-CONFERENCE	0- 0	1- 0	6- 0				
5- 0	0- 0	0- 0	HOME	0- 0	1- 0	4- 0				
2- 2	0- 1	0- 1	AWAY	0- 0	0- 0	2- 0				
0- 3	0- 3	0- 0	NEUTRAL	0- 0	0- 0	0- 0				
20- 1	0- 0	0- 0	CONFERENCE	5- 0	2- 0	13- 1				
9- 0	0- 0	0- 0	HOME	2- 0	1- 0	6- 0				
8- 1	0- 0	0- 0	AWAY	2- 0	1- 0	5- 1				
3- 0	0- 0	0- 0	NEUTRAL	1- 0	0- 0	2- 0				

RPI 1-25				RPI 26-50				Team's RPI: 34				RPI 51-100				RPI 101+			
RPI	S	Opponent	Score	RPI	S	Opponent	Score	RPI	S	Opponent	Score	RPI	S	Opponent	Score	RPI	S	Opponent	Score
3	N	Baylor	63 77	30	A	St. Bonaventure	45 56	63	A	Hofstra	71 54	101	A	Elon	81 76				
9	A	UCLA	61 90					63	H	Hofstra	57 42	101	H	Elon	73 72				
23	N	DePaul	67 97					90	A	Drexel	59 55	127	H	Liberty	72 56				
24	N	West Virginia	62 69					90	H	Drexel	67 56	154	A	Northeastern	61 52				
								90	N	Drexel	60 46	154	H	Northeastern	85 62				
												157	A	Delaware	65 43				
												157	H	Delaware	75 55				
												157	N	Delaware	68 47				
												196	H	Davidson	87 45				
												200	A	Richmond	73 47				
												207	A	Hampton	68 56				
												218	A	William & Mary	59 65				
												218	H	William & Mary	83 63				
												226	A	Col. of Charleston	76 46				
												226	H	Col. of Charleston	83 61				
												226	N	Col. of Charleston	53 50				
												255	H	Morgan St.	92 31				
												274	H	American	74 45				
												276	A	UNCW	77 41				
												276	H	UNCW	60 40				
												286	A	Towson	64 57				
												286	H	Towson	61 45				
												315	H	Longwood	88 30				
LAST 12 Division I GAMES:																			
23	N	DePaul	67 97	101	H	Elon	73 72												
90	N	Drexel	60 46	276	A	UNCW	77 41												
157	N	Delaware	68 47	286	H	Towson	61 45												
226	N	Col. of Charleston	53 50	218	H	William & Mary	83 63												
226	A	Col. of Charleston	76 46	63	H	Hofstra	57 42												
157	A	Delaware	65 43	90	A	Drexel	59 55												

Non-Div I Games:

James Madison

Kansas

Through Games Of April 5, 2016

Average RPI Win:	178	WON-LOST	WINNING	LAST 10	STRENGTH OF	OPP. STRENGTH	TEAM	ADJ.	CONF.	ADJ CONF.
Average RPI Loss:	78	RECORD	PCT. RANK	GAMES	SCHEDULE	OF SCHEDULE	RPI	RPI	RPI	RPI
DIV. I ONLY	6- 25	315	1- 9	36	32	222	222	2	2	
DIV. I NON-CONF.	5- 6	178	0- 0	227	210	245	245	2	2	
TOTALS	RPI 1-25	RPI 26-50	W-L RECORDS	RPI 51-100	RPI 101-150	RPI 150+				
6- 25	0- 7	0- 6	OVERALL	1- 4	2- 6	3- 2				
4- 13	0- 3	0- 3	HOME	0- 3	2- 3	2- 1				
0- 11	0- 3	0- 3	AWAY	0- 1	0- 3	0- 1				
2- 1	0- 1	0- 0	NEUTRAL	1- 0	0- 0	1- 0				
5- 6	0- 0	0- 0	NON-CONFERENCE	0- 2	2- 2	3- 2				
4- 4	0- 0	0- 0	HOME	0- 2	2- 1	2- 1				
0- 2	0- 0	0- 0	AWAY	0- 0	0- 1	0- 1				
1- 0	0- 0	0- 0	NEUTRAL	0- 0	0- 0	1- 0				
1- 19	0- 7	0- 6	CONFERENCE	1- 2	0- 4	0- 0				
0- 9	0- 3	0- 3	HOME	0- 1	0- 2	0- 0				
0- 9	0- 3	0- 3	AWAY	0- 1	0- 2	0- 0				
1- 1	0- 1	0- 0	NEUTRAL	1- 0	0- 0	0- 0				

RPI	S	Opponent	Score	RPI	S	Opponent	Score	RPI	S	Opponent	Score	RPI	S	Opponent	Score	Team's RPI: 222
3	A	Baylor	49 81	26	A	Oklahoma	44 67	52	H	St. John's (NY)	71 86	118	H	Creighton	67 54	
3	H	Baylor	40 58	26	H	Oklahoma	66 72	93	H	Washington St.	53 66	121	H	Memphis	72 63	
6	A	Texas	46 70	35	A	Oklahoma St.	49 71	96	A	TCU	52 55	126	A	Arizona	52 67	
6	H	Texas	38 75	35	H	Oklahoma St.	46 74	96	H	TCU	44 70	137	A	Iowa St.	49 65	
6	N	Texas	50 66	41	A	Kansas St.	67 81	96	N	TCU	81 64	137	H	Iowa St.	53 63	
24	A	West Virginia	35 72	41	H	Kansas St.	46 59					140	H	Oral Roberts	63 70	
24	H	West Virginia	45 65									143	A	Texas Tech	44 54	
												143	H	Texas Tech	58 69	
												197	A	SMU	64 73	
												229	H	Texas Southern	72 65	
												238	H	Navy	61 54	
												263	N	Northern Ill.	66 58	
												308	H	UMKC	44 47	
LAST 12 Division I GAMES:																
		6 N Texas	50 66			96 H TCU	44 70									
		96 N TCU	81 64			41 A Kansas St.	67 81									
		96 A TCU	52 55			3 A Baylor	49 81									
		143 H Texas Tech	58 69			137 H Iowa St.	53 63									
		35 A Oklahoma St.	49 71			143 A Texas Tech	44 54									
		26 H Oklahoma	66 72			6 A Texas	46 70									

Non-Div I Games:

Kansas

Loss, Non-Conf, S Site, H Home A Away N Neutral

Average RPI Win:	147	WON-LOST	WINNING	LAST 10	STRENGTH OF	OPP. STRENGTH	TEAM	ADJ.	CONF.	ADJ CONF.
Average RPI Loss:	30	RECORD	PCT. RANK	GAMES	SCHEDULE	OF SCHEDULE	RPI	RPI	RPI	RPI
DIV. I ONLY	19- 13	111	5- 5	12	39	41	41	2	2	
DIV. I NON-CONF.	11- 2	19	1- 1	26	153	8	8	2	2	
TOTALS	RPI 1-25	RPI 26-50	W-L RECORDS	RPI 51-100	RPI 101-150	RPI 150+				
19- 13	0- 9	4- 2	OVERALL	2- 1	5- 1	8- 0				
13- 4	0- 3	3- 0	HOME	2- 0	3- 1	5- 0				
5- 8	0- 5	0- 2	AWAY	0- 1	2- 0	3- 0				
1- 1	0- 1	1- 0	NEUTRAL	0- 0	0- 0	0- 0				
11- 2	0- 2	2- 0	NON-CONFERENCE	1- 0	2- 0	6- 0				
8- 0	0- 0	1- 0	HOME	1- 0	2- 0	4- 0				
2- 2	0- 2	0- 0	AWAY	0- 0	0- 0	2- 0				
1- 0	0- 0	1- 0	NEUTRAL	0- 0	0- 0	0- 0				
8- 11	0- 7	2- 2	CONFERENCE	1- 1	3- 1	2- 0				
5- 4	0- 3	2- 0	HOME	1- 0	1- 1	1- 0				
3- 6	0- 3	0- 2	AWAY	0- 1	2- 0	1- 0				
0- 1	0- 1	0- 0	NEUTRAL	0- 0	0- 0	0- 0				

RPI 1-25				RPI 26-50				Team's RPI: 41				RPI 51-100				RPI 101+			
RPI	S	Opponent	Score	RPI	S	Opponent	Score	RPI	S	Opponent	Score	RPI	S	Opponent	Score	RPI	S	Opponent	Score
1	A	UConn	57 97	26	A	Oklahoma	58 68	75	H	Abilene Christian	76 45	137	A	Iowa St.	68 53				
3	A	Baylor	52 87	26	H	Oklahoma	87 71	96	A	TCU	73 87	137	H	Iowa St.	79 84				
3	H	Baylor	52 63	33	N	George Washington	56 51	96	H	TCU	58 49	143	A	Texas Tech	65 53				
4	A	South Carolina	47 73	35	A	Oklahoma St.	51 59					143	H	Texas Tech	65 53				
6	A	Texas	51 58	35	H	Oklahoma St.	47 44					145	H	Southern U.	59 47				
6	H	Texas	51 66	37	H	South Dakota	84 81					150	H	UT Arlington	61 41				
24	A	West Virginia	44 64									181	H	Fla. Atlantic	102 53				
24	H	West Virginia	53 72									186	H	UTRGV	61 43				
24	N	West Virginia	65 74									190	A	Tulsa	75 67				
												208	H	Sam Houston St.	78 50				
												222	A	Kansas	59 46				
												222	H	Kansas	81 67				
												224	H	Western Ill.	84 45				
												345	A	Chicago St.	63 54				
LAST 12 Division I GAMES:																			
				4	A	South Carolina	47 73	143	H	Texas Tech	65 53								
				33	N	George Washington	56 51	6	A	Texas	51 58								
				24	N	West Virginia	65 74	222	H	Kansas	81 67								
				35	A	Oklahoma St.	51 59	26	H	Oklahoma	87 71								
				3	H	Baylor	52 63	24	A	West Virginia	44 64								
				137	A	Iowa St.	68 53	3	A	Baylor	52 87								

Non-Div I Games:

Kansas St.

Loss, Non-Conf, S Site, H Home A Away N Neutral

Average RPI Win: 309		WON-LOST	WINNING	LAST 10	STRENGTH OF	OPP. STRENGTH	TEAM	ADJ.	CONF.	ADJ CONF.
Average RPI Loss: 173		RECORD	PCT. RANK	GAMES	SCHEDULE	OF SCHEDULE	RPI	RPI	RPI	RPI
DIV. I ONLY		10- 19	258	4- 6	303	310	289	289	27	27
DIV. I NON-CONF.		4- 10	253	0- 0	289	337	312	312	27	27
TOTALS	RPI 1-25	RPI 26-50		W-L RECORDS	RPI 51-100		RPI 101-150		RPI 150+	
10- 19	0- 0	0- 2		OVERALL	0- 2		0- 3		10- 12	
7- 6	0- 0	0- 0		HOME	0- 1		0- 2		7- 3	
3- 13	0- 0	0- 2		AWAY	0- 1		0- 1		3- 9	
0- 0	0- 0	0- 0		NEUTRAL	0- 0		0- 0		0- 0	
4- 10	0- 0	0- 2		NON-CONFERENCE	0- 0		0- 1		4- 7	
4- 2	0- 0	0- 0		HOME	0- 0		0- 1		4- 1	
0- 8	0- 0	0- 2		AWAY	0- 0		0- 0		0- 6	
0- 0	0- 0	0- 0		NEUTRAL	0- 0		0- 0		0- 0	
6- 9	0- 0	0- 0		CONFERENCE	0- 2		0- 2		6- 5	
3- 4	0- 0	0- 0		HOME	0- 1		0- 1		3- 2	
3- 5	0- 0	0- 0		AWAY	0- 1		0- 1		3- 3	
0- 0	0- 0	0- 0		NEUTRAL	0- 0		0- 0		0- 0	

[illegible]

Non-Div I Games:	Thomas (GA)	70	41
------------------	-------------	----	----

Kennesaw St.

■ Loss, ■ Non-Conf, S Site, H Home A Away N Neutral

Average RPI Win:	244	WON-LOST	WINNING	LAST 10	STRENGTH OF	OPP. STRENGTH	TEAM	ADJ.	CONF.	ADJ CONF.
Average RPI Loss:	156	RECORD	PCT. RANK	GAMES	SCHEDULE	OF SCHEDULE	RPI	RPI	RPI	RPI
DIV. I ONLY	5- 23	318	2- 8	208	158	318	318	11	11	
DIV. I NON-CONF.	2- 7	280	0- 0	330	273	343	343	13	13	
TOTALS	RPI 1-25	RPI 26-50	W-L RECORDS	RPI 51-100	RPI 101-150	RPI 150+				
5- 23	0- 0	0- 0	OVERALL	1- 6	0- 10	4- 7				
5- 10	0- 0	0- 0	HOME	1- 2	0- 5	4- 3				
0- 13	0- 0	0- 0	AWAY	0- 4	0- 5	0- 4				
0- 0	0- 0	0- 0	NEUTRAL	0- 0	0- 0	0- 0				
2- 7	0- 0	0- 0	NON-CONFERENCE	0- 1	0- 2	2- 4				
2- 4	0- 0	0- 0	HOME	0- 1	0- 1	2- 2				
0- 3	0- 0	0- 0	AWAY	0- 0	0- 1	0- 2				
0- 0	0- 0	0- 0	NEUTRAL	0- 0	0- 0	0- 0				
3- 16	0- 0	0- 0	CONFERENCE	1- 5	0- 8	2- 3				
3- 6	0- 0	0- 0	HOME	1- 1	0- 4	2- 1				
0- 10	0- 0	0- 0	AWAY	0- 4	0- 4	0- 2				
0- 0	0- 0	0- 0	NEUTRAL	0- 0	0- 0	0- 0				

RPI 1-25			RPI 26-50			RPI 51-100			RPI 101+			Team's RPI: 318
RPI	S	Opponent	Score	RPI	S	Opponent	Score	RPI	S	Opponent	Score	
						51 A Ohio	52 86	106 A Buffalo		47 63		
						51 H Ohio	54 93	106 H Buffalo		66 77		
						61 H Ball St.	59 50	108 H Wright St.		68 73		
						79 A Central Mich.	61 81	124 A Toledo		67 73		
						83 A Eastern Mich.	51 72	124 H Toledo		64 67		
						83 A Eastern Mich.	60 73	129 A Youngstown St.		61 91		
						86 H Minnesota	73 85	134 A Akron		66 78		
								134 H Akron		60 70		
								149 A Western Mich.		52 73		
								149 H Western Mich.		53 65		
								211 H Brown		57 62		
								258 A Bowling Green		49 71		
								258 H Bowling Green		55 65		
								263 H Northern Ill.		95 85		
								264 H Cleveland St.		49 60		
								282 A Miami (OH)		52 55		
								282 H Miami (OH)		59 53		
								295 H Colgate		76 71		
								299 A Bradley		60 68		
								313 A IPFW		68 86		
								320 H North Dakota St.		75 54		
LAST 12 Division I GAMES:												
						83 A Eastern Mich.	60 73	134 A Akron		66 78		
						106 A Buffalo	47 63	61 H Ball St.		59 50		
						282 H Miami (OH)	59 53	124 H Toledo		64 67		
						134 H Akron	60 70	282 A Miami (OH)		52 55		
						51 A Ohio	52 86	149 H Western Mich.		53 65		
						258 H Bowling Green	55 65	263 H Northern Ill.		95 85		

Non-Div I Games: Malone 73 59

Kent St.

■ Loss,
 ■ Non-Conf,
 ■ S Site,
 ■ H Home
 ■ A Away
 N Neutral

Average RPI Win: 107	WON-LOST	WINNING	LAST 10	STRENGTH OF	OPP. STRENGTH	TEAM	ADJ.	CONF.	ADJ CONF.
Average RPI Loss: 45	RECORD	PCT. RANK	GAMES	SCHEDULE	OF SCHEDULE	RPI	RPI	RPI	RPI
DIV. I ONLY	25- 8	35	8- 2	16	19	14	14	3	3
DIV. I NON-CONF.	13- 1	7	2- 1	56	57	10	10	3	3
TOTALS	RPI 1-25	RPI 26-50	W-L RECORDS	RPI 51-100	RPI 101-150	RPI 150+			
25- 8	5- 4	6- 2	OVERALL	3- 1	4- 0	7- 1			
16- 2	2- 1	4- 0	HOME	1- 1	3- 0	6- 0			
7- 4	3- 1	1- 2	AWAY	2- 0	0- 0	1- 1			
2- 2	0- 2	1- 0	NEUTRAL	0- 0	1- 0	0- 0			
13- 1	2- 1	2- 0	NON-CONFERENCE	2- 0	1- 0	6- 0			
10- 0	1- 0	2- 0	HOME	1- 0	1- 0	5- 0			
3- 0	1- 0	0- 0	AWAY	1- 0	0- 0	1- 0			
0- 1	0- 1	0- 0	NEUTRAL	0- 0	0- 0	0- 0			
12- 7	3- 3	4- 2	CONFERENCE	1- 1	3- 0	1- 1			
6- 2	1- 1	2- 0	HOME	0- 1	2- 0	1- 0			
4- 4	2- 1	1- 2	AWAY	1- 0	0- 0	0- 1			
2- 1	0- 1	1- 0	NEUTRAL	0- 0	1- 0	0- 0			

RPI	S	Opponent	Score	RPI	S	Opponent	Score	RPI	S	Opponent	Score	RPI	S	Opponent	Score
4	A	South Carolina	68 78	26	H	Oklahoma	79 58	62	A	Middle Tenn.	68 52	117	H	UNC Asheville	85 31
4	H	South Carolina	62 73	29	A	Florida	79 85	77	A	Vanderbilt	71 55	130	H	LSU	70 58
4	N	South Carolina	63 93	29	N	Florida	92 69	77	H	Vanderbilt	69 71	130	N	LSU	79 71
12	A	Arizona St.	68 64	39	H	Missouri	69 59	83	H	Eastern Mich.	89 67	142	H	Arkansas	77 63
15	N	Washington	72 85	45	A	Georgia	64 53					155	A	Northern Ky.	84 65
16	H	Louisville	72 54	49	A	Auburn	61 66					159	H	Alabama	73 48
17	H	Tennessee	64 63	49	H	Auburn	54 47					179	A	Ole Miss	65 73
21	A	Mississippi St.	83 60	50	H	Duke	71 61					195	H	Colorado	86 61
25	A	Texas A&M	71 58									228	H	Rice	72 39
LAST 12 Division I GAMES:															
		15 N Washington	72 85			25 A Texas A&M	71 58								
		26 H Oklahoma	79 58			39 H Missouri	69 59								
		117 H UNC Asheville	85 31			142 H Arkansas	77 63								
		4 N South Carolina	63 93			21 A Mississippi St.	83 60								
		29 N Florida	92 69			77 A Vanderbilt	71 55								
		130 N LSU	79 71			130 H LSU	70 58								

Non-Div I Games:

Kentucky

■ Loss,
■ Non-Conf,
■ S Site,
■ H Home
■ A Away
N Neutral

Average RPI Win:	312	WON-LOST	WINNING	LAST 10	STRENGTH OF	OPP. STRENGTH	TEAM	ADJ.	CONF.	ADJ CONF.
Average RPI Loss:	227	RECORD	PCT. RANK	GAMES	SCHEDULE	OF SCHEDULE	RPI	RPI	RPI	RPI
DIV. I ONLY	9- 21	276	3- 7	341	343	324	324	30	30	
DIV. I NON-CONF.	2- 9	296	0- 0	322	300	330	330	32	32	
TOTALS	RPI 1-25	RPI 26-50	W-L RECORDS	RPI 51-100	RPI 101-150	RPI 150+				
9- 21	0- 1	0- 0	OVERALL	0- 0	0- 1	9- 19				
3- 11	0- 1	0- 0	HOME	0- 0	0- 0	3- 10				
6- 8	0- 0	0- 0	AWAY	0- 0	0- 1	6- 7				
0- 2	0- 0	0- 0	NEUTRAL	0- 0	0- 0	0- 2				
2- 9	0- 1	0- 0	NON-CONFERENCE	0- 0	0- 1	2- 7				
0- 5	0- 1	0- 0	HOME	0- 0	0- 0	0- 4				
2- 2	0- 0	0- 0	AWAY	0- 0	0- 1	2- 1				
0- 2	0- 0	0- 0	NEUTRAL	0- 0	0- 0	0- 2				
7- 12	0- 0	0- 0	CONFERENCE	0- 0	0- 0	7- 12				
3- 6	0- 0	0- 0	HOME	0- 0	0- 0	3- 6				
4- 6	0- 0	0- 0	AWAY	0- 0	0- 0	4- 6				
0- 0	0- 0	0- 0	NEUTRAL	0- 0	0- 0	0- 0				

[illegible]

Non-Div I Games:

LIU Brooklyn

Loss, Non-Conf, S Site, H Home A Away N Neutral

RPI	S	Opponent	Score	
341	H	NJIT	44	53
343	A	Wagner	73	63
343	H	Wagner	71	66

LIU Brooklyn

LIU
Brooklyn

LIU
Brooklyn

Average RPI Win:	156	WON-LOST	WINNING	LAST 10	STRENGTH OF	OPP. STRENGTH	TEAM	ADJ.	CONF.	ADJ CONF.
Average RPI Loss:	57	RECORD	PCT. RANK	GAMES	SCHEDULE	OF SCHEDULE	RPI	RPI	RPI	RPI
DIV. I ONLY	10- 21	268	2- 8	9	51	130	130	3	3	
DIV. I NON-CONF.	6- 7	173	0- 0	31	168	114	114	3	3	
TOTALS	RPI 1-25	RPI 26-50	W-L RECORDS	RPI 51-100	RPI 101-150	RPI 150+				
10- 21	1- 7	1- 5	OVERALL	1- 5	1- 3	6- 1				
6- 7	1- 2	0- 3	HOME	0- 0	1- 2	4- 0				
2- 11	0- 4	1- 2	AWAY	1- 3	0- 1	0- 1				
2- 3	0- 1	0- 0	NEUTRAL	0- 2	0- 0	2- 0				
6- 7	0- 1	0- 0	NON-CONFERENCE	1- 4	1- 2	4- 0				
4- 1	0- 0	0- 0	HOME	0- 0	1- 1	3- 0				
1- 4	0- 1	0- 0	AWAY	1- 2	0- 1	0- 0				
1- 2	0- 0	0- 0	NEUTRAL	0- 2	0- 0	1- 0				
4- 14	1- 6	1- 5	CONFERENCE	0- 1	0- 1	2- 1				
2- 6	1- 2	0- 3	HOME	0- 0	0- 1	1- 0				
1- 7	0- 3	1- 2	AWAY	0- 1	0- 0	0- 1				
1- 1	0- 1	0- 0	NEUTRAL	0- 0	0- 0	1- 0				

RPI 1-25				RPI 26-50				RPI 51-100				RPI 101+ Team's RPI: 130			
RPI	S	Opponent	Score	RPI	S	Opponent	Score	RPI	S	Opponent	Score	RPI	S	Opponent	Score
1	A	UConn	40 86	29	A	Florida	45 53	64	A	Tulane	63 67	115	H	Samford	44 47
4	A	South Carolina	39 75	29	H	Florida	56 82	66	A	Rutgers	57 69	133	A	Wake Forest	57 60
14	A	Kentucky	58 70	39	A	Missouri	46 52	67	N	Maine	41 52	136	H	Long Beach St.	59 53
14	N	Kentucky	71 79	45	A	Georgia	53 46	72	N	Purdue	52 69	142	H	Arkansas	44 48
17	H	Tennessee	57 56	45	H	Georgia	47 58	77	A	Vanderbilt	42 58	159	A	Alabama	45 62
21	H	Mississippi St.	52 71	49	H	Auburn	53 63	98	A	Little Rock	57 51	159	N	Alabama	58 49
25	A	Texas A&M	54 68									165	N	Marist	72 49
25	H	Texas A&M	35 53									179	H	Ole Miss	76 57
												229	H	Texas Southern	86 36
												266	H	UC Santa Barbara	68 50
												270	H	La.-Monroe	61 54
LAST 12 Division I GAMES:															
14	N	Kentucky	71 79	45	H	Georgia	47 58								
159	N	Alabama	58 49	14	A	Kentucky	58 70								
4	A	South Carolina	39 75	21	H	Mississippi St.	52 71								
29	H	Florida	56 82	49	H	Auburn	53 63								
17	H	Tennessee	57 56	39	A	Missouri	46 52								
25	A	Texas A&M	54 68	45	A	Georgia	53 46								

Non-Div I Games:

LSU

■ Loss,
 ■ Non-Conf,
 ■ S Site,
 ■ H Home
 ■ A Away
 N Neutral

Average RPI Win:	254	WON-LOST	WINNING	LAST 10	STRENGTH OF	OPP. STRENGTH	TEAM	ADJ.	CONF.	ADJ CONF.
Average RPI Loss:	131	RECORD	PCT. RANK	GAMES	SCHEDULE	OF SCHEDULE	RPI	RPI	RPI	RPI
DIV. I ONLY	5- 25	322	2- 8	141	129	281	281	8	8	
DIV. I NON-CONF.	3- 10	277	0- 0	161	256	248	248	8	8	
TOTALS	RPI 1-25	RPI 26-50	W-L RECORDS	RPI 51-100	RPI 101-150	RPI 150+				
5- 25	0- 1	0- 4	OVERALL	0- 5	1- 3	4- 12				
2- 11	0- 0	0- 2	HOME	0- 4	1- 0	1- 5				
2- 12	0- 1	0- 2	AWAY	0- 1	0- 2	2- 6				
1- 2	0- 0	0- 0	NEUTRAL	0- 0	0- 1	1- 1				
3- 10	0- 0	0- 2	NON-CONFERENCE	0- 2	0- 2	3- 4				
0- 5	0- 0	0- 1	HOME	0- 2	0- 0	0- 2				
2- 4	0- 0	0- 1	AWAY	0- 0	0- 1	2- 2				
1- 1	0- 0	0- 0	NEUTRAL	0- 0	0- 1	1- 0				
2- 15	0- 1	0- 2	CONFERENCE	0- 3	1- 1	1- 8				
2- 6	0- 0	0- 1	HOME	0- 2	1- 0	1- 3				
0- 8	0- 1	0- 1	AWAY	0- 1	0- 1	0- 4				
0- 1	0- 0	0- 0	NEUTRAL	0- 0	0- 0	0- 1				

RPI	S	Opponent	Score	RPI	S	Opponent	Score	RPI	S	Opponent	Score	RPI	S	Opponent	Score	Team's RPI: 281
19	A	Duquesne	49 74	28	A	Miami (FL)	58 86	55	H	Temple	48 77	123	A	Saint Joseph's	55 64	
				30	H	St. Bonaventure	63 70	57	A	Saint Louis	70 79	123	H	Saint Joseph's	75 70	
				32	H	Penn	68 78	65	H	Villanova	56 67	133	A	Wake Forest	53 61	
				33	A	George Washington	59 83	80	H	VCU	76 84	141	N	Milwaukee	53 69	
								88	H	Dayton	51 67	163	A	Fordham	44 54	
												164	H	Robert Morris	45 76	
												171	A	George Mason	70 79	
												182	A	UMBC	29 60	
												196	H	Davidson	58 66	
												200	H	Richmond	43 60	
												202	A	Fairfield	59 62	
												216	A	Rhode Island	52 62	
												216	H	Rhode Island	61 72	
												225	A	Massachusetts	57 80	
												225	H	Massachusetts	66 57	
												225	N	Massachusetts	65 81	
												239	H	North Texas	63 69	
												246	A	Monmouth	65 50	
												327	A	Howard	71 68	
												347	N	Norfolk St.	67 59	
LAST 12 Division I GAMES:																
225	N	Massachusetts	65 81	225	H	Massachusetts	66 57									
225	A	Massachusetts	57 80	80	H	VCU	76 84									
19	A	Duquesne	49 74	216	A	Rhode Island	52 62									
30	H	St. Bonaventure	63 70	123	A	Saint Joseph's	55 64									
123	H	Saint Joseph's	75 70	88	H	Dayton	51 67									
163	A	Fordham	44 54	57	A	Saint Louis	70 79									

Non-Div I Games:

La Salle

■ Loss,
 ■ Non-Conf,
 ■ S Site,
 ■ H Home
 ■ A Away
 N Neutral

La.-Lafayette

Through Games Of April 5, 2016

Average RPI Win:	204	WON-LOST	WINNING	LAST 10	STRENGTH OF	OPP. STRENGTH	TEAM	ADJ.	CONF.	ADJ CONF.
Average RPI Loss:	157	RECORD	PCT. RANK	GAMES	SCHEDULE	OF SCHEDULE	RPI	RPI	RPI	RPI
DIV. I ONLY	23- 10	61	7- 3	223	186	116	116	15	15	
DIV. I NON-CONF.	9- 2	27	4- 0	242	267	78	78	14	14	
TOTALS	RPI 1-25	RPI 26-50	W-L RECORDS	RPI 51-100	RPI 101-150	RPI 150+				
23- 10	0- 0	0- 2	OVERALL	1- 2	7- 1	15- 5				
13- 3	0- 0	0- 1	HOME	0- 1	4- 0	9- 1				
7- 6	0- 0	0- 1	AWAY	1- 0	1- 1	5- 4				
3- 1	0- 0	0- 0	NEUTRAL	0- 1	2- 0	1- 0				
9- 2	0- 0	0- 0	NON-CONFERENCE	0- 0	3- 0	6- 2				
6- 0	0- 0	0- 0	HOME	0- 0	2- 0	4- 0				
1- 2	0- 0	0- 0	AWAY	0- 0	0- 0	1- 2				
2- 0	0- 0	0- 0	NEUTRAL	0- 0	1- 0	1- 0				
14- 8	0- 0	0- 2	CONFERENCE	1- 2	4- 1	9- 3				
7- 3	0- 0	0- 1	HOME	0- 1	2- 0	5- 1				
6- 4	0- 0	0- 1	AWAY	1- 0	1- 1	4- 2				
1- 1	0- 0	0- 0	NEUTRAL	0- 1	1- 0	0- 0				

RPI 1-25			RPI 26-50			RPI 51-100			RPI 101+ Team's RPI: 116		
RPI	S	Opponent	Score	RPI	S	Opponent	Score	RPI	S	Opponent	Score
				40	A	Arkansas St.	56 83	98	A	Little Rock	65 58
				40	H	Arkansas St.	62 74	98	H	Little Rock	49 58
								98	N	Little Rock	52 63
LAST 12 Division I GAMES:											
152	H	Weber St.	87 85	291	H	Ga. Southern	56 49	270	A	La.-Monroe	71 52
129	H	Youngstown St.	69 49	271	H	Georgia St.	65 60	270	H	La.-Monroe	52 40
169	H	Stetson	56 47	194	A	South Ala.	59 68	271	A	Georgia St.	77 57
138	H	Northwestern St.	69 54	112	A	Troy	83 90	271	H	Georgia St.	65 60
98	N	Little Rock	52 63	245	A	Texas St.	59 47	283	A	Houston	51 52
150	N	UT Arlington	59 53	150	A	UT Arlington	59 42	291	A	Ga. Southern	56 39

Non-Div I Games: Southern-N.O. 81 28 Dillard 84 36

La.-Lafayette

Loss, Non-Conf, S Site, H Home A Away N Neutral

RPI	S	Opponent	Score
291	H	Ga. Southern	56 49
296	H	Alcorn	73 61

La.-Lafayette

L
a
.
-
L
a
f
a
y
e
t
t
e

L
a
.
-
L
a
f
a
y
e
t
t
e

La.-Monroe

Through Games Of April 5, 2016

Average RPI Win:	254	WON-LOST	WINNING	LAST 10	STRENGTH OF	OPP. STRENGTH	TEAM	ADJ.	CONF.	ADJ CONF.
Average RPI Loss:	148	RECORD	PCT. RANK	GAMES	SCHEDULE	OF SCHEDULE	RPI	RPI	RPI	RPI
DIV. I ONLY	8- 17	272	3- 7	260	165	270	270	15	15	
DIV. I NON-CONF.	2- 3	201	0- 0	334	124	247	247	14	14	
TOTALS	RPI 1-25	RPI 26-50	W-L RECORDS	RPI 51-100	RPI 101-150	RPI 150+				
8- 17	0- 0	0- 2	OVERALL	0- 3	1- 7	7- 5				
5- 6	0- 0	0- 1	HOME	0- 1	1- 2	4- 2				
3- 11	0- 0	0- 1	AWAY	0- 2	0- 5	3- 3				
0- 0	0- 0	0- 0	NEUTRAL	0- 0	0- 0	0- 0				
2- 3	0- 0	0- 0	NON-CONFERENCE	0- 1	0- 2	2- 0				
1- 0	0- 0	0- 0	HOME	0- 0	0- 0	1- 0				
1- 3	0- 0	0- 0	AWAY	0- 1	0- 2	1- 0				
0- 0	0- 0	0- 0	NEUTRAL	0- 0	0- 0	0- 0				
6- 14	0- 0	0- 2	CONFERENCE	0- 2	1- 5	5- 5				
4- 6	0- 0	0- 1	HOME	0- 1	1- 2	3- 2				
2- 8	0- 0	0- 1	AWAY	0- 1	0- 3	2- 3				
0- 0	0- 0	0- 0	NEUTRAL	0- 0	0- 0	0- 0				

RPI 1-25			RPI 26-50			RPI 51-100			RPI 101+ Team's RPI: 270		
RPI	S	Opponent	Score	RPI	S	Opponent	Score	RPI	S	Opponent	Score
				40	A	Arkansas St.	43 66	96	A	TCU	42 80
				40	H	Arkansas St.	64 78	98	A	Little Rock	44 56
								98	H	Little Rock	37 53
LAST 12 Division I GAMES:											
				271	H	Georgia St.	82 68	40	H	Arkansas St.	64 78
				291	H	Ga. Southern	59 49	98	H	Little Rock	37 53
				112	A	Troy	64 74	253	A	Appalachian St.	52 64
				194	A	South Ala.	67 54	116	A	La.-Lafayette	40 52
				150	A	UT Arlington	32 40	245	H	Texas St.	63 59
				245	A	Texas St.	57 63	150	H	UT Arlington	50 60
								194	A	South Ala.	67 54
								194	H	South Ala.	57 63
								245	A	Texas St.	57 63
								245	H	Texas St.	63 59
								253	A	Appalachian St.	52 64
								253	H	Appalachian St.	54 57
								271	A	Georgia St.	52 65
								271	H	Georgia St.	82 68
								291	A	Ga. Southern	50 49
								291	H	Ga. Southern	59 49
								311	H	Nicholls St.	69 57
								319	A	Southeastern La.	88 84

Non-Div I Games: LSU-Alexandria 73 42 Louisiana Col. 85 42 LSU-Shreveport 57 40 Dillard 70 46 La.-Monroe

Loss, Non-Conf, S Site, H Home A Away N Neutral

Lafayette

Through Games Of April 5, 2016

Average RPI Win:	318	WON-LOST	WINNING	LAST 10	STRENGTH OF	OPP. STRENGTH	TEAM	ADJ.	CONF.	ADJ CONF.
Average RPI Loss:	190	RECORD	PCT. RANK	GAMES	SCHEDULE	OF SCHEDULE	RPI	RPI	RPI	RPI
DIV. I ONLY	6- 23	312	2- 8	309	298	329	329	26	26	
DIV. I NON-CONF.	2- 8	288	0- 0	285	307	327	327	28	28	
TOTALS	RPI 1-25	RPI 26-50	W-L RECORDS	RPI 51-100	RPI 101-150	RPI 150+				
6- 23	0- 1	0- 1	OVERALL	0- 4	0- 0	6- 17				
4- 8	0- 1	0- 0	HOME	0- 2	0- 0	4- 5				
2- 13	0- 0	0- 1	AWAY	0- 2	0- 0	2- 10				
0- 2	0- 0	0- 0	NEUTRAL	0- 0	0- 0	0- 2				
2- 8	0- 1	0- 1	NON-CONFERENCE	0- 0	0- 0	2- 6				
2- 1	0- 1	0- 0	HOME	0- 0	0- 0	2- 0				
0- 5	0- 0	0- 1	AWAY	0- 0	0- 0	0- 4				
0- 2	0- 0	0- 0	NEUTRAL	0- 0	0- 0	0- 2				
4- 15	0- 0	0- 0	CONFERENCE	0- 4	0- 0	4- 11				
2- 7	0- 0	0- 0	HOME	0- 2	0- 0	2- 5				
2- 8	0- 0	0- 0	AWAY	0- 2	0- 0	2- 6				
0- 0	0- 0	0- 0	NEUTRAL	0- 0	0- 0	0- 0				

RPI 1-25				RPI 26-50				RPI 51-100				RPI 101+				Team's RPI: 329	
RPI	S	Opponent	Score	RPI	S	Opponent	Score	RPI	S	Opponent	Score	RPI	S	Opponent	Score		
19	H	Duquesne	65 73	32	A	Penn	37 54	60	A	Army West Point	57 84	157	A	Delaware	47 67		
								60	H	Army West Point	45 78	163	A	Fordham	49 61		
								92	A	Bucknell	55 69	200	N	Richmond	46 54		
								92	H	Bucknell	59 68	204	A	Loyola Maryland	65 66		
												204	H	Loyola Maryland	51 55		
												214	A	Lehigh	74 82		
												214	H	Lehigh	65 80		
												221	A	Hartford	50 55		
												230	N	Coppin St.	57 64		
												238	A	Navy	48 64		
												238	H	Navy	58 65		
												254	A	Holy Cross	49 66		
												254	H	Holy Cross	54 57		
												274	A	American	60 51		
												274	H	American	63 59		
												295	A	Colgate	68 80		
												295	A	Colgate	55 70		
												295	H	Colgate	59 72		
												335	H	St. Francis Brooklyn	77 59		
												338	H	Saint Peter's	72 69		
												343	A	Wagner	48 69		
												344	A	Boston U.	71 64		
												344	H	Boston U.	71 56		
LAST 12 Division I GAMES:																	
295	A	Colgate	68 80	238	A	Navy	48 64										
92	H	Bucknell	59 68	254	H	Holy Cross	54 57										
295	A	Colgate	55 70	344	A	Boston U.	71 64										
92	A	Bucknell	55 69	60	A	Army West Point	57 84										
214	H	Lehigh	65 80	204	H	Loyola Maryland	51 55										
274	H	American	63 59	214	A	Lehigh	74 82										

Non-Div I Games:

Lafayette

■ Loss,
 ■ Non-Conf, S Site,
 ■ Home
 ■ Away
 N Neutral

Average RPI Win:	265	WON-LOST	WINNING	LAST 10	STRENGTH OF	OPP. STRENGTH	TEAM	ADJ.	CONF.	ADJ CONF.
Average RPI Loss:	179	RECORD	PCT. RANK	GAMES	SCHEDULE	OF SCHEDULE	RPI	RPI	RPI	RPI
DIV. I ONLY	8- 19	282	4- 6	254	280	283	283	28	28	
DIV. I NON-CONF.	0- 7	338	0- 0	241	117	336	336	26	26	
TOTALS	RPI 1-25	RPI 26-50	W-L RECORDS	RPI 51-100	RPI 101-150	RPI 150+				
8- 19	0- 0	0- 2	OVERALL	1- 3	0- 4	7- 10				
5- 5	0- 0	0- 0	HOME	1- 0	0- 2	4- 3				
2- 13	0- 0	0- 2	AWAY	0- 3	0- 1	2- 7				
1- 1	0- 0	0- 0	NEUTRAL	0- 0	0- 1	1- 0				
0- 7	0- 0	0- 2	NON-CONFERENCE	0- 1	0- 0	0- 4				
0- 1	0- 0	0- 0	HOME	0- 0	0- 0	0- 1				
0- 6	0- 0	0- 2	AWAY	0- 1	0- 0	0- 3				
0- 0	0- 0	0- 0	NEUTRAL	0- 0	0- 0	0- 0				
8- 12	0- 0	0- 0	CONFERENCE	1- 2	0- 4	7- 6				
5- 4	0- 0	0- 0	HOME	1- 0	0- 2	4- 2				
2- 7	0- 0	0- 0	AWAY	0- 2	0- 1	2- 4				
1- 1	0- 0	0- 0	NEUTRAL	0- 0	0- 1	1- 0				

RPI S	Opponent	Score	RPI S	Opponent	Score	RPI S	Opponent	Score	RPI S	Opponent	Score	Team's RPI: 283
35	A Oklahoma St.	45 90	73	A Utah	67 71	138	H Northwestern St.	51 73				
39	A Missouri	57 91	75	A Abilene Christian	62 90	148	A McNeese St.	84 92				
			75	H Abilene Christian	63 54	148	H McNeese St.	69 76				
			89	A Central Ark.	49 74	148	N McNeese St.	78 88				
						183	A Loyola Chicago	71 82				
						208	A Sam Houston St.	75 78				
						208	H Sam Houston St.	76 78				
						210	A SFA	64 60				
						210	H SFA	77 79				
						227	H Canisius	55 57				
						261	A Houston Baptist	66 77				
						261	H Houston Baptist	77 70				
						261	N Houston Baptist	98 95				
						278	A Prairie View	72 80				
						309	A Northern Ariz.	63 75				
						311	A Nicholls St.	59 69				
						312	H A&M-Corpus Christi	75 70				
						319	A Southeastern La.	66 73				
						332	A Incarnate Word	67 61				
						332	H Incarnate Word	59 49				
						334	H New Orleans	79 52				
LAST 12 Division I GAMES:												
148	N McNeese St.	78 88	210	H SFA	77 79							
261	N Houston Baptist	98 95	261	A Houston Baptist	66 77							
208	A Sam Houston St.	75 78	332	H Incarnate Word	59 49							
332	A Incarnate Word	67 61	75	H Abilene Christian	63 54							
148	H McNeese St.	69 76	75	A Abilene Christian	62 90							
148	A McNeese St.	84 92	208	H Sam Houston St.	76 78							

Non-Div I Games: Howard Payne 88 50 Tex. A&M-Kingsville 82 66 Schreiner 60 41 Louisiana Col. 99 34
Lamar

Average RPI Win: 276	WON-LOST	WINNING	LAST 10	STRENGTH OF	OPP. STRENGTH	TEAM	ADJ.	CONF.	ADJ CONF.
Average RPI Loss: 160	RECORD	PCT. RANK	GAMES	SCHEDULE	OF SCHEDULE	RPI	RPI	RPI	RPI
DIV. I ONLY	17- 13	133	4- 6	313	293	214	214	26	26
DIV. I NON-CONF.	6- 4	118	0- 0	336	264	229	229	28	28
TOTALS	RPI 1-25	RPI 26-50	W-L RECORDS	RPI 51-100	RPI 101-150	RPI 150+			
17- 13	0- 0	0- 0	OVERALL	0- 6	0- 1	17- 6			
9- 6	0- 0	0- 0	HOME	0- 3	0- 1	9- 2			
8- 7	0- 0	0- 0	AWAY	0- 3	0- 0	8- 4			
0- 0	0- 0	0- 0	NEUTRAL	0- 0	0- 0	0- 0			
6- 4	0- 0	0- 0	NON-CONFERENCE	0- 1	0- 1	6- 2			
3- 2	0- 0	0- 0	HOME	0- 1	0- 1	3- 0			
3- 2	0- 0	0- 0	AWAY	0- 0	0- 0	3- 2			
0- 0	0- 0	0- 0	NEUTRAL	0- 0	0- 0	0- 0			
11- 9	0- 0	0- 0	CONFERENCE	0- 5	0- 0	11- 4			
6- 4	0- 0	0- 0	HOME	0- 2	0- 0	6- 2			
5- 5	0- 0	0- 0	AWAY	0- 3	0- 0	5- 2			
0- 0	0- 0	0- 0	NEUTRAL	0- 0	0- 0	0- 0			

RPI S	Opponent	Score	RPI S	Opponent	Score	RPI S	Opponent	Score	RPI S	Opponent	Score	Team's RPI: 214
						60	A Army West Point	39 63	123	H Saint Joseph's	62 63	
						60	A Army West Point	46 76	173	H Montana	80 53	
						60	H Army West Point	49 69	188	A Illinois	67 76	
						65	H Villanova	44 65	204	A Loyola Maryland	76 68	
						92	A Bucknell	77 80	204	H Loyola Maryland	66 48	
						92	H Bucknell	54 67	207	A Hampton	63 56	
									238	A Navy	51 48	
									238	H Navy	54 62	
									246	H Monmouth	95 88	
									254	A Holy Cross	71 77	
									254	H Holy Cross	64 48	
									254	H Holy Cross	61 58	
									274	A American	61 52	
									274	H American	55 59	
									285	A Rider	60 61	
									295	A Colgate	72 82	
									295	H Colgate	83 74	
									321	A Delaware St.	83 49	
									329	A Lafayette	80 65	
									329	H Lafayette	82 74	
									338	H Saint Peter's	74 42	
									341	A NJIT	75 47	
									344	A Boston U.	73 66	
									344	H Boston U.	72 48	
LAST 12 Division I GAMES:												
			60	A Army West Point	46 76		238	H Navy	54 62			
			254	H Holy Cross	64 48		254	A Holy Cross	71 77			
			295	A Colgate	72 82		92	H Bucknell	54 67			
			60	H Army West Point	49 69		274	A American	61 52			
			295	H Colgate	83 74		204	A Loyola Maryland	76 68			
			329	A Lafayette	80 65		344	H Boston U.	72 48			

Non-Div I Games: Kutztown 81 51

Lehigh

■ Loss,
 ■ Non-Conf,
 ■ S Site,
 ■ H Home
 ■ A Away
 N Neutral

Liberty

Through Games Of April 5, 2016

Average RPI Win:	246	WON-LOST	WINNING	LAST 10	STRENGTH OF	OPP. STRENGTH	TEAM	ADJ.	CONF.	ADJ CONF.
Average RPI Loss:	112	RECORD	PCT. RANK	GAMES	SCHEDULE	OF SCHEDULE	RPI	RPI	RPI	RPI
DIV. I ONLY	19- 13	111	5- 5	133	248	127	127	25	25	
DIV. I NON-CONF.	2- 7	280	0- 1	29	4	157	157	29	29	
TOTALS	RPI 1-25	RPI 26-50	W-L RECORDS	RPI 51-100	RPI 101-150	RPI 150+				
19- 13	0- 1	0- 3	OVERALL	0- 3	2- 2	17- 4				
9- 4	0- 0	0- 1	HOME	0- 1	2- 0	7- 2				
8- 7	0- 0	0- 2	AWAY	0- 1	0- 2	8- 2				
2- 2	0- 1	0- 0	NEUTRAL	0- 1	0- 0	2- 0				
2- 7	0- 1	0- 3	NON-CONFERENCE	0- 3	1- 0	1- 0				
1- 2	0- 0	0- 1	HOME	0- 1	1- 0	0- 0				
1- 3	0- 0	0- 2	AWAY	0- 1	0- 0	1- 0				
0- 2	0- 1	0- 0	NEUTRAL	0- 1	0- 0	0- 0				
17- 6	0- 0	0- 0	CONFERENCE	0- 0	1- 2	16- 4				
8- 2	0- 0	0- 0	HOME	0- 0	1- 0	7- 2				
7- 4	0- 0	0- 0	AWAY	0- 0	0- 2	7- 2				
2- 0	0- 0	0- 0	NEUTRAL	0- 0	0- 0	2- 0				

RPI 1-25			RPI 26-50			RPI 51-100			RPI 101+ Team's RPI: 127		
RPI	S	Opponent	Score	RPI	S	Opponent	Score	RPI	S	Opponent	Score
10	N	Ohio St.	65 75	34	A	James Madison	56 72	53	H	North Carolina St.	53 61
				47	H	Seton Hall	56 92	65	A	Villanova	51 67
				50	A	Duke	41 79	84	N	California	72 77
LAST 12 Division I GAMES:											
65	A	Villanova	51 67	315	H	Longwood	67 47	101	H	Elon	72 63
117	A	UNC Asheville	62 64	252	A	High Point	73 68	117	A	UNC Asheville	62 64
178	N	Radford	51 41	287	H	Coastal Caro.	51 58	117	A	UNC Asheville	51 56
288	N	Charleston So.	68 53	117	A	UNC Asheville	51 56	117	H	UNC Asheville	71 53
187	H	Presbyterian	49 57	257	H	Campbell	67 55	178	A	Radford	49 43
328	A	Winthrop	59 42	178	H	Radford	67 53	178	H	Radford	67 53
								178	N	Radford	51 41
								187	A	Presbyterian	42 60
								187	H	Presbyterian	49 57
								213	A	Gardner-Webb	57 61
								213	H	Gardner-Webb	73 51
								252	A	High Point	73 68
								252	H	High Point	56 43
								253	A	Appalachian St.	74 68
								257	A	Campbell	62 52
								257	H	Campbell	67 55
								287	A	Coastal Caro.	65 63
								287	H	Coastal Caro.	51 58
								288	A	Charleston So.	59 49
								288	H	Charleston So.	51 40
								288	N	Charleston So.	68 53
								315	A	Longwood	72 67
								315	H	Longwood	67 47
								328	A	Winthrop	59 42
								328	H	Winthrop	77 61

Non-Div I Games: Shepherd 69 57

Liberty

■ Loss,
 ■ Non-Conf,
 ■ S Site,
 ■ H Home
 ■ A Away
 N Neutral

Average RPI Win: 304	WON-LOST	WINNING	LAST 10	STRENGTH OF	OPP. STRENGTH	TEAM	ADJ.	CONF.	ADJ CONF.
Average RPI Loss: 188	RECORD	PCT. RANK	GAMES	SCHEDULE	OF SCHEDULE	RPI	RPI	RPI	RPI
DIV. I ONLY	4- 25	329	2- 8	232	312	333	333	27	27
DIV. I NON-CONF.	2- 12	311	0- 0	218	334	310	310	27	27
TOTALS	RPI 1-25	RPI 26-50	W-L RECORDS	RPI 51-100	RPI 101-150	RPI 150+			
4- 25	0- 0	0- 1	OVERALL	0- 4	0- 4	4- 16			
3- 11	0- 0	0- 1	HOME	0- 3	0- 1	3- 6			
1- 13	0- 0	0- 0	AWAY	0- 1	0- 3	1- 9			
0- 1	0- 0	0- 0	NEUTRAL	0- 0	0- 0	0- 1			
2- 12	0- 0	0- 1	NON-CONFERENCE	0- 2	0- 1	2- 8			
1- 6	0- 0	0- 1	HOME	0- 2	0- 0	1- 3			
1- 5	0- 0	0- 0	AWAY	0- 0	0- 1	1- 4			
0- 1	0- 0	0- 0	NEUTRAL	0- 0	0- 0	0- 1			
2- 13	0- 0	0- 0	CONFERENCE	0- 2	0- 3	2- 8			
2- 5	0- 0	0- 0	HOME	0- 1	0- 1	2- 3			
0- 8	0- 0	0- 0	AWAY	0- 1	0- 2	0- 5			
0- 0	0- 0	0- 0	NEUTRAL	0- 0	0- 0	0- 0			

RPI S	Opponent	Score	RPI S	Opponent	Score	RPI S	Opponent	Score	RPI S	Opponent	Score	Team's RPI: 333
31	H Western Ky.	56 64	54	A FGCU	52 91	108	A Wright St.	65 92				
			54	H FGCU	39 71	125	A Jacksonville	51 81				
			61	H Ball St.	60 72	125	A Jacksonville	51 80				
			82	H Belmont	68 90	125	H Jacksonville	55 76				
						159	A Alabama	49 68				
						169	A Stetson	75 79				
						169	H Stetson	62 83				
						191	A USC Upstate	71 93				
						191	H USC Upstate	54 81				
						204	H Loyola Maryland	52 57				
						229	N Texas Southern	62 66				
						233	H Southeast Mo. St.	69 84				
						256	A Tennessee St.	65 77				
						260	H Murray St.	93 85				
						280	A Tennessee Tech	70 81				
						289	A Kennesaw St.	54 55				
						289	H Kennesaw St.	64 68				
						291	A Ga. Southern	66 55				
						305	H Morehead St.	77 92				
						307	A Jackson St.	52 53				
						325	A North Florida	70 78				
						325	H North Florida	78 71				
						341	A NJIT	51 61				
						341	H NJIT	63 49				
LAST 12 Division I GAMES:												
125	A Jacksonville	51 80	341	H NJIT	63 49							
289	H Kennesaw St.	64 68	191	A USC Upstate	71 93							
54	A FGCU	52 91	341	A NJIT	51 61							
169	A Stetson	75 79	191	H USC Upstate	54 81							
125	H Jacksonville	55 76	169	H Stetson	62 83							
325	H North Florida	78 71	54	H FGCU	39 71							

Non-Div I Games: North Ala. 88 67

Lipscomb

■ Loss,
 ■ Non-Conf,
 ■ S Site,
 ■ H Home
 ■ A Away
 N Neutral

Little Rock

Through Games Of April 5, 2016

Average RPI Win:	200	WON-LOST	WINNING	LAST 10	STRENGTH OF	OPP. STRENGTH	TEAM	ADJ.	CONF.	ADJ CONF.
Average RPI Loss:	93	RECORD	PCT. RANK	GAMES	SCHEDULE	OF SCHEDULE	RPI	RPI	RPI	RPI
DIV. I ONLY	20- 13	104	8- 2	101	124	98	98	15	15	
DIV. I NON-CONF.	2- 8	288	0- 1	34	8	181	181	14	14	
TOTALS	RPI 1-25	RPI 26-50	W-L RECORDS	RPI 51-100	RPI 101-150	RPI 150+				
20- 13	0- 2	1- 2	OVERALL	0- 3	7- 4	12- 2				
10- 5	0- 1	1- 0	HOME	0- 1	3- 2	6- 1				
8- 7	0- 1	0- 2	AWAY	0- 2	3- 1	5- 1				
2- 1	0- 0	0- 0	NEUTRAL	0- 0	1- 1	1- 0				
2- 8	0- 2	0- 1	NON-CONFERENCE	0- 3	2- 1	0- 1				
1- 4	0- 1	0- 0	HOME	0- 1	1- 1	0- 1				
1- 4	0- 1	0- 1	AWAY	0- 2	1- 0	0- 0				
0- 0	0- 0	0- 0	NEUTRAL	0- 0	0- 0	0- 0				
18- 5	0- 0	1- 1	CONFERENCE	0- 0	5- 3	12- 1				
9- 1	0- 0	1- 0	HOME	0- 0	2- 1	6- 0				
7- 3	0- 0	0- 1	AWAY	0- 0	2- 1	5- 1				
2- 1	0- 0	0- 0	NEUTRAL	0- 0	1- 1	1- 0				

RPI 1-25				RPI 26-50				RPI 51-100				Team's RPI: 98	RPI 101+			
RPI	S	Opponent	Score	RPI	S	Opponent	Score	RPI	S	Opponent	Score		RPI	S	Opponent	Score
6	H	Texas	56 66	26	A	Oklahoma	52 65	57	A	Saint Louis	69 70		112	A	Troy	71 78
25	A	Texas A&M	39 69	40	A	Arkansas St.	53 66	64	A	Tulane	53 69		112	H	Troy	79 64
				40	H	Arkansas St.	71 69	81	H	Missouri St.	58 64		112	N	Troy	60 61
													116	A	La.-Lafayette	58 49
													116	H	La.-Lafayette	58 65
													116	N	La.-Lafayette	63 52
													121	H	Memphis	61 53
													130	H	LSU	51 57
													140	A	Oral Roberts	66 52
													150	A	UT Arlington	59 55
													150	H	UT Arlington	49 43
													190	H	Tulsa	63 74
													194	A	South Ala.	47 34
													194	H	South Ala.	74 43
													245	A	Texas St.	57 67
													245	H	Texas St.	57 45
													245	N	Texas St.	62 50
													253	A	Appalachian St.	72 67
													253	H	Appalachian St.	67 50
													270	A	La.-Monroe	53 37
													270	H	La.-Monroe	56 44
													271	A	Georgia St.	54 39
													271	H	Georgia St.	59 32
													291	A	Ga. Southern	50 45
													291	H	Ga. Southern	69 36
LAST 12 Division I GAMES:																
				57	A	Saint Louis	69 70	245	H	Texas St.	57 45					
				112	N	Troy	60 61	150	H	UT Arlington	49 43					
				116	N	La.-Lafayette	63 52	291	A	Ga. Southern	50 45					
				245	N	Texas St.	62 50	271	A	Georgia St.	54 39					
				253	A	Appalachian St.	72 67	116	A	La.-Lafayette	58 49					
				40	H	Arkansas St.	71 69	270	A	La.-Monroe	53 37					

Non-Div I Games:

Little Rock

Loss, Non-Conf, S Site, H Home A Away N Neutral

Average RPI Win:	247	WON-LOST	WINNING	LAST 10	STRENGTH OF	OPP. STRENGTH	TEAM	ADJ.	CONF.	ADJ CONF.
Average RPI Loss:	86	RECORD	PCT. RANK	GAMES	SCHEDULE	OF SCHEDULE	RPI	RPI	RPI	RPI
DIV. I ONLY	24- 9	49	7- 3	321	173	136	136	22	22	
DIV. I NON-CONF.	11- 4	64	0- 1	315	76	125	125	22	22	
TOTALS	RPI 1-25	RPI 26-50	W-L RECORDS	RPI 51-100	RPI 101-150	RPI 150+				
24- 9	0- 0	1- 0	OVERALL	0- 5	1- 4	22- 0				
11- 3	0- 0	1- 0	HOME	0- 2	0- 1	10- 0				
10- 5	0- 0	0- 0	AWAY	0- 3	0- 2	10- 0				
3- 1	0- 0	0- 0	NEUTRAL	0- 0	1- 1	2- 0				
11- 4	0- 0	1- 0	NON-CONFERENCE	0- 3	1- 1	9- 0				
5- 1	0- 0	1- 0	HOME	0- 1	0- 0	4- 0				
4- 3	0- 0	0- 0	AWAY	0- 2	0- 1	4- 0				
2- 0	0- 0	0- 0	NEUTRAL	0- 0	1- 0	1- 0				
13- 5	0- 0	0- 0	CONFERENCE	0- 2	0- 3	13- 0				
6- 2	0- 0	0- 0	HOME	0- 1	0- 1	6- 0				
6- 2	0- 0	0- 0	AWAY	0- 1	0- 1	6- 0				
1- 1	0- 0	0- 0	NEUTRAL	0- 0	0- 1	1- 0				

RPI S	Opponent	Score	RPI S	Opponent	Score	RPI S	Opponent	Score	RPI S	Opponent	Score	Team's RPI: 136
36	H UTEP	47 40	56	A Southern California	43 69	104	A Hawaii	42 60				
			58	A Oregon	76 84	104	H Hawaii	55 67				
			70	A UC Riverside	58 83	104	N Hawaii	60 76				
			70	H UC Riverside	60 78	130	A LSU	53 59				
			76	H San Francisco	52 66	138	N Northwestern St.	60 59				
						168	A UC Davis	75 62				
						168	H UC Davis	74 64				
						189	A Pacific	68 60				
						195	H Colorado	59 42				
						199	A Cal Poly	61 56				
						199	H Cal Poly	65 53				
						199	N Cal Poly	54 52				
						212	H UNLV	67 63				
						242	H San Diego St.	74 54				
						266	A UC Santa Barbara	58 55				
						266	H UC Santa Barbara	60 52				
						273	A Seattle	69 57				
						283	A Houston	47 41				
						300	A Denver	48 41				
						303	A CSUN	79 69				
						303	H CSUN	74 71				
						309	N Northern Ariz.	69 48				
						317	H Portland St.	89 71				
						337	A UC Irvine	71 65				
						337	H UC Irvine	67 49				
						340	A Cal St. Fullerton	82 61				
LAST 12 Division I GAMES:												
58	A Oregon	76 84	199	A Cal Poly	61 56							
104	N Hawaii	60 76	266	A UC Santa Barbara	58 55							
199	N Cal Poly	54 52	70	A UC Riverside	58 83							
303	A CSUN	79 69	266	H UC Santa Barbara	60 52							
168	H UC Davis	74 64	104	A Hawaii	42 60							
337	H UC Irvine	67 49	303	H CSUN	74 71							

Non-Div I Games:

Long Beach St.

■ Loss,
 ■ Non-Conf, S Site,
 ■ Home
 ■ Away
 N Neutral

RPI	S	Opponent	Score
340	H	Cal St. Fullerton	62 57

L
o
n
g
B
e
a
c
h
S
t
.

L
o
n
g
B
e
a
c
h
S
t
.

Long Beach St.

Average RPI Win: 299	WON-LOST	WINNING	LAST 10	STRENGTH OF	OPP. STRENGTH	TEAM	ADJ.	CONF.	ADJ CONF.
Average RPI Loss: 186	RECORD	PCT. RANK	GAMES	SCHEDULE	OF SCHEDULE	RPI	RPI	RPI	RPI
DIV. I ONLY	6- 22	311	2- 8	255	301	315	315	25	25
DIV. I NON-CONF.	1- 6	311	0- 0	184	121	282	282	29	29
TOTALS	RPI 1-25	RPI 26-50	W-L RECORDS	RPI 51-100	RPI 101-150	RPI 150+			
6- 22	0- 2	0- 1	OVERALL	0- 1	0- 4	6- 14			
4- 7	0- 0	0- 0	HOME	0- 0	0- 2	4- 5			
2- 14	0- 0	0- 0	AWAY	0- 0	0- 1	2- 0			
0- 1	0- 0	0- 0	NEUTRAL	0- 0	0- 0	0- 1			
1- 6	0- 2	0- 1	NON-CONFERENCE	0- 1	0- 0	1- 2			
1- 0	0- 0	0- 0	HOME	0- 0	0- 0	1- 0			
0- 6	0- 2	0- 1	AWAY	0- 1	0- 0	0- 2			
0- 0	0- 0	0- 0	NEUTRAL	0- 0	0- 0	0- 0			
5- 16	0- 0	0- 0	CONFERENCE	0- 0	0- 4	5- 12			
3- 7	0- 0	0- 0	HOME	0- 0	0- 2	3- 5			
2- 8	0- 0	0- 0	AWAY	0- 0	0- 2	2- 6			
0- 1	0- 0	0- 0	NEUTRAL	0- 0	0- 0	0- 1			

RPI 1-25				RPI 26-50				RPI 51-100				RPI 101+				Team's RPI: 315	
RPI	S	Opponent	Score	RPI	S	Opponent	Score	RPI	S	Opponent	Score	RPI	S	Opponent	Score		
5	A	Oregon St.	45 110	34	A	James Madison	30 88	91	A	Virginia	46 81	117	A	UNC Asheville	42 81		
24	A	West Virginia	43 74									117	H	UNC Asheville	54 61		
												127	A	Liberty	47 67		
												127	H	Liberty	67 72		
												178	A	Radford	64 80		
												178	H	Radford	67 79		
												187	A	Presbyterian	49 75		
												187	H	Presbyterian	38 59		
												213	A	Gardner-Webb	42 67		
												213	H	Gardner-Webb	62 59		
												252	A	High Point	68 79		
												252	H	High Point	70 89		
												257	A	Campbell	65 72		
												257	H	Campbell	56 73		
												287	A	Coastal Caro.	56 48		
												287	H	Coastal Caro.	84 76		
												288	A	Charleston So.	58 66		
												288	H	Charleston So.	54 63		
												288	N	Charleston So.	50 72		
												310	A	UNCG	60 81		
												321	A	Delaware St.	63 88		
												328	A	Winthrop	63 60		
												328	H	Winthrop	67 60		
												348	H	N.C. Central	60 49		
LAST 12 Division I GAMES:																	
288	N	Charleston So.	50 72	257	A	Campbell	65 72										
213	H	Gardner-Webb	62 59	117	H	UNC Asheville	54 61										
287	H	Coastal Caro.	84 76	288	A	Charleston So.	58 66										
127	A	Liberty	47 67	187	A	Presbyterian	49 75										
178	A	Radford	64 80	328	H	Winthrop	67 60										
252	H	High Point	70 89	127	H	Liberty	67 72										

Non-Div I Games: Notre Dame (MD) 83 32 N.C. Wesleyan 100 57

Longwood

■ Loss,
 ■ Non-Conf,
 ■ S Site,
 ■ Home
 ■ A Away
 N Neutral

[illegible]

Page 172

Average RPI Win: 115		WON-LOST	WINNING	LAST 10	STRENGTH OF		OPP. STRENGTH	TEAM	ADJ.	CONF.	ADJ CONF.
Average RPI Loss: 40		RECORD	PCT. RANK	GAMES	SCHEDULE		OF SCHEDULE	RPI	RPI	RPI	RPI
DIV. I ONLY		26- 8	33	8- 2	24		24	16	16	4	4
DIV. I NON-CONF.		10- 6	108	2- 1	44		36	67	67	4	4
TOTALS		RPI 1-25	RPI 26-50		W-L RECORDS		RPI 51-100	RPI 101-150		RPI 150+	
26- 8	4- 4	2- 1		OVERALL		7- 3	6- 0		7- 0		
13- 3	2- 2	1- 0		HOME		3- 1	4- 0		3- 0		
11- 2	2- 1	1- 1		AWAY		3- 0	2- 0		3- 0		
2- 3	0- 1	0- 0		NEUTRAL		1- 2	0- 0		1- 0		
10- 6	2- 2	0- 1		NON-CONFERENCE		2- 3	1- 0		5- 0		
6- 2	1- 1	0- 0		HOME		2- 1	1- 0		2- 0		
3- 2	1- 1	0- 1		AWAY		0- 0	0- 0		2- 0		
1- 2	0- 0	0- 0		NEUTRAL		0- 2	0- 0		1- 0		
16- 2	2- 2	2- 0		CONFERENCE		5- 0	5- 0		2- 0		
7- 1	1- 1	1- 0		HOME		1- 0	3- 0		1- 0		
8- 0	1- 0	1- 0		AWAY		3- 0	2- 0		1- 0		
1- 1	0- 1	0- 0		NEUTRAL		1- 0	0- 0		0- 0		

RPI	S	Opponent	Score	RPI	S	Opponent	Score	RPI	S	Opponent	Score	RPI	S	Opponent	Score
2	H	Notre Dame	61 66	28	A	Miami (FL)	79 51	53	A	North Carolina St.	92 90	114	H	Virginia Tech	56 45
8	A	Syracuse	71 53	31	A	Western Ky.	69 71	72	N	Purdue	60 62	120	A	Boston College	55 45
8	N	Syracuse	75 80	50	H	Duke	65 48	74	A	Georgia Tech	78 65	122	H	IUPUI	70 61
13	H	Florida St.	79 69					74	N	Georgia Tech	60 50	132	A	Pittsburgh	84 61
14	A	Kentucky	54 72					84	H	California	71 75	132	H	Pittsburgh	65 36
18	A	Michigan St.	85 78					88	N	Dayton	66 79	133	H	Wake Forest	78 54
20	H	South Fla.	67 50					89	H	Central Ark.	87 60	151	A	North Carolina	78 60
23	H	DePaul	72 73					91	A	Virginia	59 41	165	N	Marist	65 53
								91	H	Virginia	74 59	220	H	Dartmouth	94 52
								95	H	UT Martin	88 66	226	A	Col. of Charleston	71 67
												244	H	Valparaiso	75 42
												251	H	Clemson	75 33
												280	A	Tennessee Tech	76 54
LAST 12 Division I GAMES:															
23	H	DePaul	72 73	120	A	Boston College	55 45								
89	H	Central Ark.	87 60	91	H	Virginia	74 59								
8	N	Syracuse	75 80	20	H	South Fla.	67 50								
74	N	Georgia Tech	60 50	132	A	Pittsburgh	84 61								
132	H	Pittsburgh	65 36	2	H	Notre Dame	61 66								
28	A	Miami (FL)	79 51	151	A	North Carolina	78 60								

Non-Div I Games:

Louisville

■ Loss,
 ■ Non-Conf, S Site,
 ■ Home
 ■ Away
 N Neutral

Average RPI Win:	246	WON-LOST	WINNING	LAST 10	STRENGTH OF	OPP. STRENGTH	TEAM	ADJ.	CONF.	ADJ CONF.
Average RPI Loss:	116	RECORD	PCT. RANK	GAMES	SCHEDULE	OF SCHEDULE	RPI	RPI	RPI	RPI
DIV. I ONLY	14- 16	187	4- 6	180	162	183	183	21	21	
DIV. I NON-CONF.	4- 7	221	0- 0	96	33	155	155	19	19	
TOTALS	RPI 1-25	RPI 26-50	W-L RECORDS	RPI 51-100	RPI 101-150	RPI 150+				
14- 16	1- 1	0- 2	OVERALL	1- 5	2- 5	10- 3				
7- 7	0- 0	0- 1	HOME	1- 2	1- 3	5- 1				
7- 8	1- 1	0- 1	AWAY	0- 3	1- 1	5- 2				
0- 1	0- 0	0- 0	NEUTRAL	0- 0	0- 1	0- 0				
4- 7	1- 1	0- 2	NON-CONFERENCE	0- 2	0- 2	3- 0				
1- 4	0- 0	0- 1	HOME	0- 1	0- 2	1- 0				
3- 3	1- 1	0- 1	AWAY	0- 1	0- 0	2- 0				
0- 0	0- 0	0- 0	NEUTRAL	0- 0	0- 0	0- 0				
10- 9	0- 0	0- 0	CONFERENCE	1- 3	2- 3	7- 3				
6- 3	0- 0	0- 0	HOME	1- 1	1- 1	4- 1				
4- 5	0- 0	0- 0	AWAY	0- 2	1- 1	3- 2				
0- 1	0- 0	0- 0	NEUTRAL	0- 0	0- 1	0- 0				

RPI 1-25				RPI 26-50				RPI 51-100				RPI 101+ Team's RPI: 183			
RPI	S	Opponent	Score	RPI	S	Opponent	Score	RPI	S	Opponent	Score	RPI	S	Opponent	Score
18	A	Michigan St.	47 76	27	A	Green Bay	51 65	74	A	Georgia Tech	77 84	107	A	Drake	61 91
23	A	DePaul	88 75	28	H	Miami (FL)	50 77	79	H	Central Mich.	59 68	107	H	Drake	65 81
								81	A	Missouri St.	81 91	109	H	Northwestern	72 81
								81	H	Missouri St.	62 73	144	A	Southern Ill.	69 68
								85	A	UNI	52 63	144	H	Southern Ill.	83 59
								85	H	UNI	64 60	144	N	Southern Ill.	64 73
												149	H	Western Mich.	45 68
												228	A	Rice	57 50
												231	A	Indiana St.	48 62
												231	H	Indiana St.	71 74
												283	H	Lamar	82 71
												299	A	Bradley	67 54
												299	H	Bradley	69 63
												301	A	Wichita St.	62 65
												301	H	Wichita St.	60 55
												322	A	Illinois St.	57 41
												322	H	Illinois St.	73 61
												330	A	Evansville	63 49
												330	H	Evansville	67 54
												339	A	Eastern Ill.	86 75
LAST 12 Division I GAMES:															
		144	N	Southern Ill.	64	73				301	A	Wichita St.	62	65	
		299	H	Bradley	69	63				81	A	Missouri St.	81	91	
		85	A	UNI	52	63				330	H	Evansville	67	54	
		107	A	Drake	61	91				144	H	Southern Ill.	83	59	
		231	H	Indiana St.	71	74				107	H	Drake	65	81	
		322	H	Illinois St.	73	61				85	H	UNI	64	60	

Non-Div I Games:

Loyola Chicago

■ Loss,
■ Non-Conf,
■ S Site,
■ H Home
■ A Away
N Neutral

Loyola Maryland

Through Games Of April 5, 2016

Average RPI Win:	285	WON-LOST	WINNING	LAST 10	STRENGTH OF	OPP. STRENGTH	TEAM	ADJ.	CONF.	ADJ CONF.
Average RPI Loss:	152	RECORD	PCT. RANK	GAMES	SCHEDULE	OF SCHEDULE	RPI	RPI	RPI	RPI
DIV. I ONLY	16- 16	164	7- 3	236	315	204	204	26	26	
DIV. I NON-CONF.	3- 8	257	0- 0	294	322	286	286	28	28	
TOTALS	RPI 1-25	RPI 26-50	W-L RECORDS	RPI 51-100	RPI 101-150	RPI 150+				
16- 16	0- 1	0- 0	OVERALL	1- 6	0- 1	15- 8				
8- 6	0- 0	0- 0	HOME	0- 2	0- 0	8- 4				
7- 10	0- 1	0- 0	AWAY	0- 4	0- 1	7- 4				
1- 0	0- 0	0- 0	NEUTRAL	1- 0	0- 0	0- 0				
3- 8	0- 1	0- 0	NON-CONFERENCE	0- 1	0- 1	3- 5				
1- 3	0- 0	0- 0	HOME	0- 0	0- 0	1- 3				
2- 5	0- 1	0- 0	AWAY	0- 1	0- 1	2- 2				
0- 0	0- 0	0- 0	NEUTRAL	0- 0	0- 0	0- 0				
13- 8	0- 0	0- 0	CONFERENCE	1- 5	0- 0	12- 3				
7- 3	0- 0	0- 0	HOME	0- 2	0- 0	7- 1				
5- 5	0- 0	0- 0	AWAY	0- 3	0- 0	5- 2				
1- 0	0- 0	0- 0	NEUTRAL	1- 0	0- 0	0- 0				

RPI	S	Opponent	Score	RPI	S	Opponent	Score	RPI	S	Opponent	Score	RPI	S	Opponent	Score	Team's RPI: 204
11	A	Maryland	47 97					60	A	Army West Point	51 69	135	A	Old Dominion	41 64	
								60	A	Army West Point	37 70	182	H	UMBC	46 52	
								60	H	Army West Point	44 52	202	H	Fairfield	45 71	
								65	A	Villanova	55 67	214	A	Lehigh	48 66	
								92	A	Bucknell	64 71	214	H	Lehigh	68 76	
								92	H	Bucknell	42 64	218	H	William & Mary	61 62	
								92	N	Bucknell	65 53	238	A	Navy	38 45	
												238	H	Navy	51 38	
												238	H	Navy	44 42	
												249	A	Columbia	53 63	
												254	A	Holy Cross	59 49	
												254	H	Holy Cross	58 45	
												274	A	American	55 50	
												274	H	American	52 46	
												295	A	Colgate	65 49	
												295	H	Colgate	55 38	
												316	A	Mt. St. Mary's	65 63	
												329	A	Lafayette	55 51	
												329	H	Lafayette	66 65	
												333	A	Lipscomb	57 52	
												335	A	St. Francis Brooklyn	54 64	
												344	A	Boston U.	67 46	
												344	H	Boston U.	63 54	
												347	H	Norfolk St.	75 67	
LAST 12 Division I GAMES:																
60	A	Army West Point	51 69	295	H	Colgate	55 38									
92	N	Bucknell	65 53	92	H	Bucknell	42 64									
238	H	Navy	44 42	344	A	Boston U.	67 46									
254	H	Holy Cross	58 45	238	A	Navy	38 45									
274	A	American	55 50	60	H	Army West Point	44 52									
254	A	Holy Cross	59 49	214	H	Lehigh	68 76									

Non-Div I Games:

Loyola Maryland

Loss, Non-Conf, S Site, H Home A Away N Neutral

Average RPI Win:	270	WON-LOST	WINNING	LAST 10	STRENGTH OF	OPP. STRENGTH	TEAM	ADJ.	CONF.	ADJ CONF.
Average RPI Loss:	109	RECORD	PCT. RANK	GAMES	SCHEDULE	OF SCHEDULE	RPI	RPI	RPI	RPI
DIV. I ONLY	11- 20	255	4- 6	234	108	247	247	9	9	
DIV. I NON-CONF.	4- 7	221	0- 0	338	218	300	300	9	9	
TOTALS	RPI 1-25	RPI 26-50	W-L RECORDS	RPI 51-100	RPI 101-150	RPI 150+				
11- 20	0- 2	0- 1	OVERALL	0- 10	0- 3	11- 4				
5- 8	0- 1	0- 0	HOME	0- 4	0- 1	5- 2				
4- 11	0- 1	0- 1	AWAY	0- 5	0- 2	4- 2				
2- 1	0- 0	0- 0	NEUTRAL	0- 1	0- 0	2- 0				
4- 7	0- 0	0- 1	NON-CONFERENCE	0- 1	0- 1	4- 4				
2- 2	0- 0	0- 0	HOME	0- 0	0- 0	2- 2				
1- 5	0- 0	0- 1	AWAY	0- 1	0- 1	1- 2				
1- 0	0- 0	0- 0	NEUTRAL	0- 0	0- 0	1- 0				
7- 13	0- 2	0- 0	CONFERENCE	0- 9	0- 2	7- 0				
3- 6	0- 1	0- 0	HOME	0- 4	0- 1	3- 0				
3- 6	0- 1	0- 0	AWAY	0- 4	0- 1	3- 0				
1- 1	0- 0	0- 0	NEUTRAL	0- 1	0- 0	1- 0				

RPI 1-25				RPI 26-50				RPI 51-100				RPI 101+ Team's RPI: 247			
RPI	S	Opponent	Score	RPI	S	Opponent	Score	RPI	S	Opponent	Score	RPI	S	Opponent	Score
22	A	BYU	61 75	39	A	Missouri	48 80	69	A	St. Mary's (CA)	57 72	104	A	Hawaii	51 65
22	H	BYU	75 82					69	H	St. Mary's (CA)	81 91	128	A	Gonzaga	68 83
								69	N	St. Mary's (CA)	71 85	128	H	Gonzaga	59 66
								70	A	UC Riverside	62 80	189	A	Pacific	63 60
								71	A	Santa Clara	41 68	189	H	Pacific	96 88
								71	H	Santa Clara	56 57	195	A	Colorado	81 92
								76	A	San Francisco	72 81	199	A	Cal Poly	58 70
								76	H	San Francisco	73 75	242	H	San Diego St.	92 65
								78	A	San Diego	58 82	266	A	UC Santa Barbara	70 63
								78	H	San Diego	67 75	268	A	Pepperdine	83 77
												268	H	Pepperdine	79 69
												273	H	Seattle	69 78
												294	A	Portland	77 62
												294	H	Portland	62 52
												294	N	Portland	85 72
												326	N	Nevada	69 58
												337	H	UC Irvine	95 50
												340	H	Cal St. Fullerton	73 75
LAST 12 Division I GAMES:															
				69	N	St. Mary's (CA)	71 85	189	H	Pacific	96 88				
				294	N	Portland	85 72	294	A	Portland	77 62				
				268	A	Pepperdine	83 77	128	A	Gonzaga	68 83				
				76	A	San Francisco	72 81	78	H	San Diego	67 75				
				71	A	Santa Clara	41 68	22	H	BYU	75 82				
				69	H	St. Mary's (CA)	81 91	78	A	San Diego	58 82				

Non-Div I Games:

Loyola Marymount

■ Loss,
 ■ Non-Conf,
 ■ S Site,
 ■ H Home
 ■ A Away
 N Neutral

Average RPI Win:	212	WON-LOST	WINNING	LAST 10	STRENGTH OF	OPP. STRENGTH	TEAM	ADJ.	CONF.	ADJ CONF.
Average RPI Loss:	93	RECORD	PCT. RANK	GAMES	SCHEDULE	OF SCHEDULE	RPI	RPI	RPI	RPI
DIV. I ONLY	25- 9	45	8- 2	183	156	67	67	17	17	
DIV. I NON-CONF.	8- 7	148	0- 1	235	75	126	126	18	18	
TOTALS	RPI 1-25	RPI 26-50	W-L RECORDS	RPI 51-100	RPI 101-150	RPI 150+				
25- 9	0- 0	1- 2	OVERALL	1- 4	2- 1	21- 2				
11- 0	0- 0	1- 0	HOME	0- 0	0- 0	10- 0				
10- 8	0- 0	0- 2	AWAY	0- 3	1- 1	9- 2				
4- 1	0- 0	0- 0	NEUTRAL	1- 1	1- 0	2- 0				
8- 7	0- 0	0- 0	NON-CONFERENCE	1- 4	2- 1	5- 2				
3- 0	0- 0	0- 0	HOME	0- 0	0- 0	3- 0				
3- 6	0- 0	0- 0	AWAY	0- 3	1- 1	2- 2				
2- 1	0- 0	0- 0	NEUTRAL	1- 1	1- 0	0- 0				
17- 2	0- 0	1- 2	CONFERENCE	0- 0	0- 0	16- 0				
8- 0	0- 0	1- 0	HOME	0- 0	0- 0	7- 0				
7- 2	0- 0	0- 2	AWAY	0- 0	0- 0	7- 0				
2- 0	0- 0	0- 0	NEUTRAL	0- 0	0- 0	2- 0				

RPI S	Opponent	Score	RPI S	Opponent	Score	RPI S	Opponent	Score	RPI S	Opponent	Score
38	A Albany (NY)	59 64	38	A Albany (NY)	58 59	38	H Albany (NY)	65 53	72	A Purdue	33 56
									81	N Missouri St.	69 65
									86	A Minnesota	64 91
									87	A Quinnipiac	44 90
									88	N Dayton	37 58
LAST 12 Division I GAMES:											
87	A Quinnipiac	44 90	158	A Stony Brook	60 43	275	H Central Conn. St.	62 42	102	A Harvard	64 53
38	A Albany (NY)	58 59	38	H Albany (NY)	65 53	277	A Vermont	62 41	120	A Boston College	48 55
158	N Stony Brook	51 48	323	A UMass Lowell	73 46	277	H Vermont	63 51	130	N LSU	52 41
240	N New Hampshire	58 47	240	H New Hampshire	59 55	320	A North Dakota St.	82 51	151	A North Carolina	58 59
223	H Binghamton	69 37	182	A UMBC	72 38	323	A UMass Lowell	73 46	154	A Northeastern	44 56
221	A Hartford	50 44	277	H Vermont	63 51	323	H UMass Lowell	74 44	158	A Stony Brook	60 43
									158	H Stony Brook	55 52
									158	N Stony Brook	51 48
									182	A UMBC	72 38
									182	H UMBC	65 55
									220	A Dartmouth	59 41
									221	A Hartford	50 44
									221	H Hartford	61 43
									223	A Binghamton	52 38
									223	H Binghamton	69 37
									237	H Bryant	76 38
									240	A New Hampshire	62 52
									240	H New Hampshire	59 55
									240	N New Hampshire	58 47
									251	H Clemson	75 42

Non-Div I Games: Colby

82 42

Maine

[illegible]

Non-Div I Games:

M
a
r
i
s
t

M
a
r
i
s
t

Marist

Page 179

Average RPI Win:	165	WON-LOST	WINNING	LAST 10	STRENGTH OF	OPP. STRENGTH	TEAM	ADJ.	CONF.	ADJ CONF.
Average RPI Loss:	67	RECORD	PCT. RANK	GAMES	SCHEDULE	OF SCHEDULE	RPI	RPI	RPI	RPI
DIV. I ONLY	14- 16	187	5- 5	53	68	105	105	6	6	
DIV. I NON-CONF.	5- 6	178	0- 0	40	40	104	104	6	6	
TOTALS	RPI 1-25	RPI 26-50	W-L RECORDS	RPI 51-100	RPI 101-150	RPI 150+				
14- 16	0- 4	2- 4	OVERALL	1- 3	3- 3	8- 2				
9- 4	0- 2	2- 0	HOME	1- 1	2- 1	4- 0				
4- 11	0- 2	0- 3	AWAY	0- 2	1- 2	3- 2				
1- 1	0- 0	0- 1	NEUTRAL	0- 0	0- 0	1- 0				
5- 6	0- 2	1- 2	NON-CONFERENCE	0- 0	1- 1	3- 1				
2- 2	0- 1	1- 0	HOME	0- 0	0- 1	1- 0				
2- 4	0- 1	0- 2	AWAY	0- 0	1- 0	1- 1				
1- 0	0- 0	0- 0	NEUTRAL	0- 0	0- 0	1- 0				
9- 10	0- 2	1- 2	CONFERENCE	1- 3	2- 2	5- 1				
7- 2	0- 1	1- 0	HOME	1- 1	2- 0	3- 0				
2- 7	0- 1	0- 1	AWAY	0- 2	0- 2	2- 1				
0- 1	0- 0	0- 1	NEUTRAL	0- 0	0- 0	0- 0				

RPI 1-25				RPI 26-50				RPI 51-100				RPI 101+ Team's RPI: 105			
RPI	S	Opponent	Score	RPI	S	Opponent	Score	RPI	S	Opponent	Score	RPI	S	Opponent	Score
5	H	Oregon St.	58 65	27	A	Green Bay	55 75	52	A	St. John's (NY)	77 81	110	A	Georgetown	72 75
12	A	Arizona St.	80 90	37	A	South Dakota	69 97	52	H	St. John's (NY)	67 64	110	H	Georgetown	87 72
23	A	DePaul	86 91	47	A	Seton Hall	68 99	65	A	Villanova	60 81	118	A	Creighton	81 83
23	H	DePaul	65 98	47	H	Seton Hall	89 82	65	H	Villanova	75 82	118	H	Creighton	79 72
				47	N	Seton Hall	86 93					122	H	IUPUI	55 60
				49	H	Auburn	70 69					141	A	Milwaukee	101 81
												155	A	Northern Ky.	78 83
												170	A	Xavier	66 71
												170	H	Xavier	74 69
												193	A	Butler	80 64
												193	H	Butler	76 69
												200	N	Richmond	98 80
												203	H	Wisconsin	77 61
												267	A	Providence	92 85
												267	H	Providence	105 75
												304	A	FIU	95 83
LAST 12 Division I GAMES:															
				47	N	Seton Hall	86 93	65	A	Villanova	60 81				
				23	H	DePaul	65 98	110	A	Georgetown	72 75				
				267	A	Providence	92 85	47	H	Seton Hall	89 82				
				118	A	Creighton	81 83	52	H	St. John's (NY)	67 64				
				170	H	Xavier	74 69	118	H	Creighton	79 72				
				193	H	Butler	76 69	267	H	Providence	105 75				

Non-Div I Games:

Marquette

Average RPI Win:	218	WON-LOST	WINNING	LAST 10	STRENGTH OF	OPP. STRENGTH	TEAM	ADJ.	CONF.	ADJ CONF.
Average RPI Loss:	90	RECORD	PCT. RANK	GAMES	SCHEDULE	OF SCHEDULE	RPI	RPI	RPI	RPI
DIV. I ONLY	19- 12	97	5- 5	165	150	131	131	12	12	
DIV. I NON-CONF.	8- 2	34	0- 1	308	330	134	134	10	10	
TOTALS	RPI 1-25	RPI 26-50	W-L RECORDS	RPI 51-100	RPI 101-150	RPI 150+				
19- 12	0- 1	2- 2	OVERALL	0- 6	2- 1	15- 2				
11- 4	0- 0	1- 1	HOME	0- 2	1- 0	9- 1				
6- 6	0- 0	0- 1	AWAY	0- 3	1- 1	5- 1				
2- 2	0- 1	1- 0	NEUTRAL	0- 1	0- 0	1- 0				
8- 2	0- 1	0- 0	NON-CONFERENCE	0- 1	1- 0	7- 0				
6- 0	0- 0	0- 0	HOME	0- 0	0- 0	6- 0				
2- 1	0- 0	0- 0	AWAY	0- 1	1- 0	1- 0				
0- 1	0- 1	0- 0	NEUTRAL	0- 0	0- 0	0- 0				
11- 10	0- 0	2- 2	CONFERENCE	0- 5	1- 1	8- 2				
5- 4	0- 0	1- 1	HOME	0- 2	1- 0	3- 1				
4- 5	0- 0	0- 1	AWAY	0- 2	0- 1	4- 1				
2- 1	0- 0	0- 0	NEUTRAL	0- 1	0- 0	1- 0				

RPI 1-25				RPI 26-50				RPI 51-100				RPI 101+				Team's RPI: 131
RPI	S	Opponent	Score	RPI	S	Opponent	Score	RPI	S	Opponent	Score	RPI	S	Opponent	Score	
24	N	West Virginia	60 66	31	A	Western Ky.	52 81	51	A	Ohio	68 76	135	A	Old Dominion	55 77	
				31	H	Western Ky.	76 80	62	A	Middle Tenn.	54 65	135	H	Old Dominion	80 62	
				31	N	Western Ky.	66 63	62	H	Middle Tenn.	73 79	144	A	Southern Ill.	61 55	
				36	H	UTEP	79 64	62	N	Middle Tenn.	41 69	156	A	UAB	64 61	
								100	A	Charlotte	77 87	156	H	UAB	73 65	
								100	H	Charlotte	61 64	176	H	Cornell	73 47	
												181	A	Fla. Atlantic	73 84	
												192	A	Southern Miss.	63 53	
												206	A	Louisiana Tech	54 52	
												216	H	Rhode Island	72 62	
												228	H	Rice	81 52	
												239	H	North Texas	63 71	
												262	H	Saint Francis (PA)	81 73	
												265	H	UTSA	80 76	
												304	A	FIU	65 58	
												304	N	FIU	76 44	
												305	A	Morehead St.	104 101	
												341	H	NJIT	63 50	
												346	H	Alabama A&M	81 45	
												347	H	Norfolk St.	81 67	
LAST 12 Division I GAMES:																
				51	A	Ohio	68 76	62	H	Middle Tenn.	73 79					
				62	N	Middle Tenn.	41 69	156	H	UAB	73 65					
				31	N	Western Ky.	66 63	135	A	Old Dominion	55 77					
				304	N	FIU	76 44	100	A	Charlotte	77 87					
				192	A	Southern Miss.	63 53	31	H	Western Ky.	76 80					
				206	A	Louisiana Tech	54 52	265	H	UTSA	80 76					

Non-Div I Games: Brescia 92 40 West Va. Tech 83 39

Marshall

Loss, Non-Conf, S Site, H Home A Away N Neutral

Average RPI Win:	124	WON-LOST	WINNING	LAST 10	STRENGTH OF	OPP. STRENGTH	TEAM	ADJ.	CONF.	ADJ CONF.
Average RPI Loss:	9	RECORD	PCT. RANK	GAMES	SCHEDULE	OF SCHEDULE	RPI	RPI	RPI	RPI
DIV. I ONLY	31- 4	7	9- 1	40	38	11	11	5	5	
DIV. I NON-CONF.	12- 2	14	1- 1	65	97	29	29	5	5	
TOTALS	RPI 1-25	RPI 26-50	W-L RECORDS	RPI 51-100	RPI 101-150	RPI 150+				
31- 4	3- 4	2- 0	OVERALL	9- 0	8- 0	9- 0				
16- 2	2- 2	1- 0	HOME	4- 0	3- 0	6- 0				
9- 1	0- 1	0- 0	AWAY	4- 0	2- 0	3- 0				
6- 1	1- 1	1- 0	NEUTRAL	1- 0	3- 0	0- 0				
12- 2	1- 2	1- 0	NON-CONFERENCE	1- 0	3- 0	6- 0				
8- 1	1- 1	0- 0	HOME	1- 0	1- 0	5- 0				
1- 0	0- 0	0- 0	AWAY	0- 0	0- 0	1- 0				
3- 1	0- 1	1- 0	NEUTRAL	0- 0	2- 0	0- 0				
19- 2	2- 2	1- 0	CONFERENCE	8- 0	5- 0	3- 0				
8- 1	1- 1	1- 0	HOME	3- 0	2- 0	1- 0				
8- 1	0- 1	0- 0	AWAY	4- 0	2- 0	2- 0				
3- 0	1- 0	0- 0	NEUTRAL	1- 0	1- 0	0- 0				

RPI S	Opponent	Score	RPI S	Opponent	Score	RPI S	Opponent	Score	RPI S	Opponent	Score
1 N	UConn	73 83	43 H	Indiana	86 63	59 A	Michigan	74 67	109 A	Northwestern	79 70
8 H	Syracuse	82 64	44 N	South Dakota St.	62 55	59 H	Michigan	76 56	109 H	Northwestern	80 62
10 A	Ohio St.	86 94				66 A	Rutgers	73 59	109 N	Northwestern	83 62
10 H	Ohio St.	71 80				68 A	Iowa	76 56	111 H	Nebraska	89 50
15 H	Washington	65 74				68 N	Iowa	75 55	132 N	Pittsburgh	70 49
18 H	Michigan St.	85 76				72 A	Purdue	87 67	135 N	Old Dominion	95 49
18 N	Michigan St.	60 44				72 H	Purdue	73 59	139 A	Penn St.	89 53
						86 H	Minnesota	110 77	145 H	Southern U.	94 61
						99 H	Iona	74 58	160 H	Detroit	97 41
									188 A	Illinois	79 63
									203 A	Wisconsin	90 65
									203 H	Wisconsin	83 77
									204 H	Loyola Maryland	97 47
									252 H	High Point	105 50
									275 H	Central Conn. St.	86 43
									279 A	UMES	106 30
									323 H	UMass Lowell	102 53
LAST 12 Division I GAMES:											
15 H	Washington	65 74	203 H	Wisconsin	83 77						
99 H	Iona	74 58	66 A	Rutgers	73 59						
18 N	Michigan St.	60 44	59 H	Michigan	76 56						
109 N	Northwestern	83 62	109 A	Northwestern	79 70						
68 N	Iowa	75 55	72 H	Purdue	73 59						
86 H	Minnesota	110 77	10 A	Ohio St.	86 94						

Non-Div I Games:

Maryland

■ Loss,
■ Non-Conf, S Site,
■ Home
■ Away
N Neutral

Massachusetts

Through Games Of April 5, 2016

Average RPI Win:	211	WON-LOST	WINNING	LAST 10	STRENGTH OF	OPP. STRENGTH	TEAM	ADJ.	CONF.	ADJ CONF.
Average RPI Loss:	129	RECORD	PCT. RANK	GAMES	SCHEDULE	OF SCHEDULE	RPI	RPI	RPI	RPI
DIV. I ONLY	12- 18	231	6- 4	218	101	225	225	8	8	
DIV. I NON-CONF.	6- 6	151	0- 0	268	196	200	200	8	8	
TOTALS	RPI 1-25	RPI 26-50	W-L RECORDS	RPI 51-100	RPI 101-150	RPI 150+				
12- 18	0- 1	1- 3	OVERALL	2- 3	0- 3	9- 8				
7- 6	0- 0	1- 0	HOME	2- 1	0- 2	4- 3				
4- 10	0- 1	0- 3	AWAY	0- 1	0- 1	4- 4				
1- 2	0- 0	0- 0	NEUTRAL	0- 1	0- 0	1- 1				
6- 6	0- 0	0- 1	NON-CONFERENCE	1- 1	0- 2	5- 2				
4- 1	0- 0	0- 0	HOME	1- 0	0- 1	3- 0				
2- 4	0- 0	0- 1	AWAY	0- 0	0- 1	2- 2				
0- 1	0- 0	0- 0	NEUTRAL	0- 1	0- 0	0- 0				
6- 12	0- 1	1- 2	CONFERENCE	1- 2	0- 1	4- 6				
3- 5	0- 0	1- 0	HOME	1- 1	0- 1	1- 3				
2- 6	0- 1	0- 2	AWAY	0- 1	0- 0	2- 2				
1- 1	0- 0	0- 0	NEUTRAL	0- 0	0- 0	1- 1				

RPI	S	Opponent	Score	RPI	S	Opponent	Score	RPI	S	Opponent	Score	RPI	S	Opponent	Score	Team's RPI: 225
19	A	Duquesne	64 73	30	A	St. Bonaventure	41 66	57	A	Saint Louis	49 69	102	A	Harvard	65 67	
				30	H	St. Bonaventure	69 60	61	N	Ball St.	54 81	106	H	Buffalo	48 56	
				33	A	George Washington	50 67	63	H	Hofstra	57 56	123	H	Saint Joseph's	58 62	
				50	A	Duke	46 70	80	H	VCU	66 74	163	H	Fordham	55 60	
								88	H	Dayton	76 69	163	N	Fordham	62 73	
												171	A	George Mason	59 64	
												195	A	Colorado	63 90	
												196	A	Davidson	66 62	
												200	H	Richmond	68 74	
												216	A	Rhode Island	71 64	
												216	H	Rhode Island	79 80	
												221	H	Hartford	63 57	
												237	A	Bryant	86 69	
												254	A	Holy Cross	74 60	
												275	A	Central Conn. St.	68 78	
												281	A	La Salle	57 66	
												281	H	La Salle	80 57	
												281	N	La Salle	81 65	
												323	H	UMass Lowell	84 58	
												344	H	Boston U.	73 56	
LAST 12 Division I GAMES:																
				163	N	Fordham	62 73	30	H	St. Bonaventure	69 60					
				281	N	La Salle	81 65	281	A	La Salle	57 66					
				281	H	La Salle	80 57	163	H	Fordham	55 60					
				216	A	Rhode Island	71 64	19	A	Duquesne	64 73					
				196	A	Davidson	66 62	171	A	George Mason	59 64					
				88	H	Dayton	76 69	216	H	Rhode Island	79 80					

Non-Div I Games:

Massachusetts

Loss, Non-Conf, S Site, H Home A Away N Neutral

Average RPI Win:	262	WON-LOST	WINNING	LAST 10	STRENGTH OF	OPP. STRENGTH	TEAM	ADJ.	CONF.	ADJ CONF.
Average RPI Loss:	138	RECORD	PCT. RANK	GAMES	SCHEDULE	OF SCHEDULE	RPI	RPI	RPI	RPI
DIV. I ONLY	17- 13	133	5- 5	239	251	148	148	28	28	
DIV. I NON-CONF.	5- 5	151	0- 1	139	92	110	110	26	26	
TOTALS	RPI 1-25	RPI 26-50	W-L RECORDS	RPI 51-100	RPI 101-150	RPI 150+				
17- 13	0- 1	0- 1	OVERALL	0- 5	2- 1	15- 5				
9- 2	0- 0	0- 0	HOME	0- 1	1- 0	8- 1				
6- 10	0- 1	0- 1	AWAY	0- 3	1- 1	5- 4				
2- 1	0- 0	0- 0	NEUTRAL	0- 1	0- 0	2- 0				
5- 5	0- 1	0- 1	NON-CONFERENCE	0- 1	1- 0	4- 2				
2- 0	0- 0	0- 0	HOME	0- 0	0- 0	2- 0				
2- 5	0- 1	0- 1	AWAY	0- 1	1- 0	1- 2				
1- 0	0- 0	0- 0	NEUTRAL	0- 0	0- 0	1- 0				
12- 8	0- 0	0- 0	CONFERENCE	0- 4	1- 1	11- 3				
7- 2	0- 0	0- 0	HOME	0- 1	1- 0	6- 1				
4- 5	0- 0	0- 0	AWAY	0- 2	0- 1	4- 2				
1- 1	0- 0	0- 0	NEUTRAL	0- 1	0- 0	1- 0				

RPI 1-25				RPI 26-50				RPI 51-100				RPI 101+ Team's RPI: 148			
RPI	S	Opponent	Score	RPI	S	Opponent	Score	RPI	S	Opponent	Score	RPI	S	Opponent	Score
3	A	Baylor	46 105	42	A	Chattanooga	53 68	64	A	Tulane	55 74	138	A	Northwestern St.	64 85
								75	A	Abilene Christian	62 79	138	H	Northwestern St.	78 74
								89	A	Central Ark.	52 76	150	A	UT Arlington	63 57
								89	H	Central Ark.	56 70	169	A	Stetson	54 89
								89	N	Central Ark.	64 72	179	A	Ole Miss	56 96
												206	A	Louisiana Tech	74 71
												208	H	Sam Houston St.	82 79
												210	A	SFA	55 80
												220	N	Dartmouth	78 56
												228	H	Rice	61 53
												261	A	Houston Baptist	71 64
												270	H	La.-Monroe	72 62
												283	A	Lamar	76 69
												283	H	Lamar	92 84
												283	N	Lamar	88 78
												311	A	Nicholls St.	81 85
												311	H	Nicholls St.	96 62
												312	H	A&M-Corpus Christi	72 51
												319	A	Southeastern La.	83 74
												319	H	Southeastern La.	96 79
												332	H	Incarinate Word	55 68
												334	A	New Orleans	77 74
												334	H	New Orleans	92 63
LAST 12 Division I GAMES:															
169	A	Stetson	54 89	283	H	Lamar	92 84								
89	N	Central Ark.	64 72	89	H	Central Ark.	56 70								
283	N	Lamar	88 78	138	A	Northwestern St.	64 85								
89	A	Central Ark.	52 76	319	A	Southeastern La.	83 74								
311	H	Nicholls St.	96 62	311	A	Nicholls St.	81 85								
283	A	Lamar	76 69	334	H	New Orleans	92 63								

Non-Div I Games: Southern-N.O. 97 61 Louisiana Col. 73 59 Loyola (LA) 70 69

McNeese St.

Loss, Non-Conf, S Site, H Home A Away N Neutral

Average RPI Win:	188	WON-LOST	WINNING	LAST 10	STRENGTH OF	OPP. STRENGTH	TEAM	ADJ.	CONF.	ADJ CONF.
Average RPI Loss:	86	RECORD	PCT. RANK	GAMES	SCHEDULE	OF SCHEDULE	RPI	RPI	RPI	RPI
DIV. I ONLY	18- 13	121	6- 4	129	81	121	121	7	7	
DIV. I NON-CONF.	6- 6	151	0- 1	145	106	173	173	7	7	
TOTALS	RPI 1-25	RPI 26-50	W-L RECORDS	RPI 51-100	RPI 101-150	RPI 150+				
18- 13	1- 3	0- 1	OVERALL	3- 6	4- 0	10- 3				
12- 5	1- 1	0- 1	HOME	2- 2	3- 0	6- 1				
6- 7	0- 2	0- 0	AWAY	1- 3	1- 0	4- 2				
0- 1	0- 0	0- 0	NEUTRAL	0- 1	0- 0	0- 0				
6- 6	0- 0	0- 1	NON-CONFERENCE	1- 4	2- 0	3- 1				
5- 3	0- 0	0- 1	HOME	0- 2	2- 0	3- 0				
1- 3	0- 0	0- 0	AWAY	1- 2	0- 0	0- 1				
0- 0	0- 0	0- 0	NEUTRAL	0- 0	0- 0	0- 0				
12- 7	1- 3	0- 0	CONFERENCE	2- 2	2- 0	7- 2				
7- 2	1- 1	0- 0	HOME	2- 0	1- 0	3- 1				
5- 4	0- 2	0- 0	AWAY	0- 1	1- 0	4- 1				
0- 1	0- 0	0- 0	NEUTRAL	0- 1	0- 0	0- 0				

RPI	S	Opponent	Score	RPI	S	Opponent	Score	RPI	S	Opponent	Score	RPI	S	Opponent	Score	Team's RPI: 121
1	A	UConn	40 83	33	H	George Washington	62 68	55	A	Temple	58 82	110	H	Georgetown	57 53	
1	H	UConn	46 86					55	H	Temple	100 97	144	H	Southern Ill.	61 58	
20	A	South Fla.	82 97					57	H	Saint Louis	57 63	146	A	East Carolina	79 78	
20	H	South Fla.	88 87					64	H	Tulane	83 67	146	H	East Carolina	93 83	
								64	N	Tulane	64 70	188	H	Illinois	81 75	
								79	A	Central Mich.	64 61	190	A	Tulsa	69 58	
								86	A	Minnesota	60 70	190	H	Tulsa	59 65	
								95	H	UT Martin	73 79	197	A	SMU	49 58	
								98	A	Little Rock	53 61	222	A	Kansas	63 72	
												243	A	Cincinnati	64 47	
												243	H	Cincinnati	54 51	
												272	A	UCF	69 52	
												272	H	UCF	75 59	
												283	A	Houston	77 64	
												283	H	Houston	74 57	
												298	H	Jacksonville St.	70 55	
												339	H	Eastern Ill.	80 49	
LAST 12 Division I GAMES:																
95	H	UT Martin	73 79	146	A	East Carolina	79 78									
64	N	Tulane	64 70	272	A	UCF	69 52									
283	A	Houston	77 64	243	H	Cincinnati	54 51									
146	H	East Carolina	93 83	1	A	UConn	40 83									
20	A	South Fla.	82 97	272	H	UCF	75 59									
55	H	Temple	100 97	190	A	Tulsa	69 58									

Non-Div I Games:

Memphis

■ Loss,
 ■ Non-Conf,
 ■ S Site,
 ■ Home
 ■ A Away
 N Neutral

Average RPI Win:	253	WON-LOST	WINNING	LAST 10	STRENGTH OF	OPP. STRENGTH	TEAM	ADJ.	CONF.	ADJ CONF.
Average RPI Loss:	76	RECORD	PCT. RANK	GAMES	SCHEDULE	OF SCHEDULE	RPI	RPI	RPI	RPI
DIV. I ONLY	22- 9	55	7- 3	243	212	119	119	18	18	
DIV. I NON-CONF.	8- 6	132	0- 1	240	263	162	162	16	16	
TOTALS	RPI 1-25	RPI 26-50	W-L RECORDS	RPI 51-100	RPI 101-150	RPI 150+				
22- 9	0- 1	1- 3	OVERALL	0- 3	2- 1	19- 1				
10- 3	0- 0	1- 0	HOME	0- 1	1- 1	8- 1				
9- 4	0- 1	0- 2	AWAY	0- 1	1- 0	8- 0				
3- 2	0- 0	0- 1	NEUTRAL	0- 1	0- 0	3- 0				
8- 6	0- 1	0- 1	NON-CONFERENCE	0- 3	0- 1	8- 0				
4- 2	0- 0	0- 0	HOME	0- 1	0- 1	4- 0				
3- 3	0- 1	0- 1	AWAY	0- 1	0- 0	3- 0				
1- 1	0- 0	0- 0	NEUTRAL	0- 1	0- 0	1- 0				
14- 3	0- 0	1- 2	CONFERENCE	0- 0	2- 0	11- 1				
6- 1	0- 0	1- 0	HOME	0- 0	1- 0	4- 1				
6- 1	0- 0	0- 1	AWAY	0- 0	1- 0	5- 0				
2- 1	0- 0	0- 1	NEUTRAL	0- 0	0- 0	2- 0				

RPI 1-25				RPI 26-50				RPI 51-100				RPI 101+ Team's RPI: 119			
RPI	S	Opponent	Score	RPI	S	Opponent	Score	RPI	S	Opponent	Score	RPI	S	Opponent	Score
13	A	Florida St.	36 79	42	A	Chattanooga	45 67	57	H	Saint Louis	60 68	115	A	Samford	63 60
				42	H	Chattanooga	67 44	74	A	Georgia Tech	56 73	115	H	Samford	63 61
				42	N	Chattanooga	57 65	100	N	Charlotte	62 72	144	H	Southern Ill.	52 55
				45	A	Georgia	44 57					166	A	ETSU	61 45
												166	H	ETSU	53 55
												219	A	Furman	61 50
												219	H	Furman	64 62
												219	N	Furman	64 50
												226	H	Col. of Charleston	66 58
												280	A	Tennessee Tech	63 47
												289	A	Kennesaw St.	72 61
												290	A	Florida A&M	54 50
												291	H	Ga. Southern	62 50
												298	H	Jacksonville St.	46 39
												301	A	Western Caro.	92 88
												301	H	Western Caro.	63 42
												306	A	Wofford	70 61
												306	H	Wofford	80 32
												310	A	UNCG	86 78
												310	H	UNCG	81 47
												310	N	UNCG	75 53
												325	H	North Florida	68 54
												327	N	Howard	70 53
LAST 12 Division I GAMES:															
				74	A	Georgia Tech	56 73	42	A	Chattanooga	45 67				
				42	N	Chattanooga	57 65	166	A	ETSU	61 45				
				219	N	Furman	64 50	115	H	Samford	63 61				
				310	N	UNCG	75 53	310	H	UNCG	81 47				
				219	H	Furman	64 62	301	H	Western Caro.	63 42				
				306	H	Wofford	80 32	219	A	Furman	61 50				

Non-Div I Games: Faulkner 86 33 Coastal Ga. 87 48

Mercer

Loss, Non-Conf, S Site, H Home A Away N Neutral

Average RPI Win:	151	WON-LOST	WINNING	LAST 10	STRENGTH OF	OPP. STRENGTH	TEAM	ADJ.	CONF.	ADJ CONF.
Average RPI Loss:	21	RECORD	PCT. RANK	GAMES	SCHEDULE	OF SCHEDULE	RPI	RPI	RPI	RPI
DIV. I ONLY	24- 9	49	5- 5	38	44	28	28	4	4	
DIV. I NON-CONF.	12- 2	14	0- 1	149	146	54	54	4	4	
TOTALS	RPI 1-25	RPI 26-50	W-L RECORDS	RPI 51-100	RPI 101-150	RPI 150+				
24- 9	1- 7	2- 1	OVERALL	3- 1	9- 0	9- 0				
13- 3	0- 3	1- 0	HOME	1- 0	5- 0	6- 0				
8- 3	0- 2	0- 0	AWAY	2- 1	3- 0	3- 0				
3- 3	1- 2	1- 1	NEUTRAL	0- 0	1- 0	0- 0				
12- 2	0- 1	1- 1	NON-CONFERENCE	1- 0	3- 0	7- 0				
8- 0	0- 0	0- 0	HOME	0- 0	2- 0	6- 0				
3- 0	0- 0	0- 0	AWAY	1- 0	1- 0	1- 0				
1- 2	0- 1	1- 1	NEUTRAL	0- 0	0- 0	0- 0				
12- 7	1- 6	1- 0	CONFERENCE	2- 1	6- 0	2- 0				
5- 3	0- 3	1- 0	HOME	1- 0	3- 0	0- 0				
5- 3	0- 2	0- 0	AWAY	1- 1	2- 0	2- 0				
2- 1	1- 1	0- 0	NEUTRAL	0- 0	1- 0	0- 0				

RPI 1-25				RPI 26-50				Team's RPI: 28				RPI 51-100				RPI 101+			
RPI	S	Opponent	Score	RPI	S	Opponent	Score	RPI	S	Opponent	Score	RPI	S	Opponent	Score	RPI	S	Opponent	Score
2	A	Notre Dame	69 90	43	N	Indiana	89 75	53	H	North Carolina St.	73 44	108	H	Wright St.	80 67				
2	N	Notre Dame	67 78	44	N	South Dakota St.	71 74	74	A	Georgia Tech	58 55	114	A	Virginia Tech	57 45				
3	N	Baylor	81 88	50	H	Duke	61 53	91	A	Virginia	56 76	114	H	Virginia Tech	67 56				
8	H	Syracuse	51 57					100	A	Charlotte	77 70	120	A	Boston College	67 62				
13	A	Florida St.	67 70									132	H	Pittsburgh	79 55				
13	H	Florida St.	58 69									132	N	Pittsburgh	77 55				
13	N	Florida St.	74 56									133	H	Wake Forest	71 60				
16	H	Louisville	51 79									135	A	Old Dominion	61 35				
												141	H	Milwaukee	77 38				
												151	A	North Carolina	76 61				
												183	A	Loyola Chicago	77 50				
												188	H	Illinois	73 64				
												230	H	Coppin St.	78 59				
												241	H	Bethune-Cookman	55 47				
												251	A	Clemson	83 49				
												281	H	La Salle	86 58				
												304	H	FIU	83 55				
												323	H	UMass Lowell	84 53				
LAST 12 Division I GAMES:																			
				44	N	South Dakota St.	71 74					114	H	Virginia Tech	67 56				
				2	N	Notre Dame	67 78					2	A	Notre Dame	69 90				
				13	N	Florida St.	74 56					74	A	Georgia Tech	58 55				
				132	N	Pittsburgh	77 55					50	H	Duke	61 53				
				13	A	Florida St.	67 70					120	A	Boston College	67 62				
				16	H	Louisville	51 79					8	H	Syracuse	51 57				

Non-Div I Games:

Miami (FL)

Average RPI Win:	264	WON-LOST	WINNING	LAST 10	STRENGTH OF	OPP. STRENGTH	TEAM	ADJ.	CONF.	ADJ CONF.
Average RPI Loss:	141	RECORD	PCT. RANK	GAMES	SCHEDULE	OF SCHEDULE	RPI	RPI	RPI	RPI
DIV. I ONLY	9- 21	276	0- 10	226	167	282	282	11	11	
DIV. I NON-CONF.	6- 5	139	0- 0	309	268	236	236	13	13	
TOTALS	RPI 1-25	RPI 26-50	W-L RECORDS	RPI 51-100	RPI 101-150	RPI 150+				
9- 21	0- 0	0- 0	OVERALL	0- 8	1- 6	8- 7				
7- 8	0- 0	0- 0	HOME	0- 3	1- 2	6- 3				
1- 13	0- 0	0- 0	AWAY	0- 5	0- 4	1- 4				
1- 0	0- 0	0- 0	NEUTRAL	0- 0	0- 0	1- 0				
6- 5	0- 0	0- 0	NON-CONFERENCE	0- 2	0- 0	6- 3				
4- 2	0- 0	0- 0	HOME	0- 0	0- 0	4- 2				
1- 3	0- 0	0- 0	AWAY	0- 2	0- 0	1- 1				
1- 0	0- 0	0- 0	NEUTRAL	0- 0	0- 0	1- 0				
3- 16	0- 0	0- 0	CONFERENCE	0- 6	1- 6	2- 4				
3- 6	0- 0	0- 0	HOME	0- 3	1- 2	2- 1				
0- 10	0- 0	0- 0	AWAY	0- 3	0- 4	0- 3				
0- 0	0- 0	0- 0	NEUTRAL	0- 0	0- 0	0- 0				

RPI 1-25			RPI 26-50			RPI 51-100			RPI 101+			Team's RPI: 282
RPI	S	Opponent	Score	RPI	S	Opponent	Score	RPI	S	Opponent	Score	
						51 A Ohio	44 72	106 A Buffalo		39 58		
						51 H Ohio	58 77	106 H Buffalo		69 58		
						59 A Michigan	55 97	124 H Toledo		50 55		
						61 A Ball St.	41 66	134 A Akron		54 66		
						79 A Central Mich.	54 77	134 A Akron		65 77		
						79 H Central Mich.	58 72	134 H Akron		62 65		
						83 H Eastern Mich.	46 70	149 A Western Mich.		66 80		
						95 A UT Martin	47 74	155 H Northern Ky.		57 71		
								180 H Eastern Ky.		72 77		
								181 A Fla. Atlantic		65 68		
								215 H Oakland		65 54		
								244 A Valparaiso		75 72		
								258 A Bowling Green		56 76		
								258 H Bowling Green		58 64		
								263 A Northern Ill.		73 92		
								263 H Northern Ill.		66 60		
								269 H Austin Peay		75 60		
								305 H Morehead St.		59 57		
								318 A Kent St.		53 59		
								318 H Kent St.		55 52		
								324 N LIU Brooklyn		68 49		
								330 H Evansville		91 85		
LAST 12 Division I GAMES:												
134 A Akron		54 66	51 A Ohio		44 72							
51 H Ohio		58 77	83 H Eastern Mich.		46 70							
318 A Kent St.		53 59	263 A Northern Ill.		73 92							
258 A Bowling Green		56 76	134 A Akron		65 77							
134 H Akron		62 65	318 H Kent St.		55 52							
106 A Buffalo		39 58	79 A Central Mich.		54 77							

Non-Div I Games:

Miami (OH)

■ Loss,
 ■ Non-Conf,
 ■ S Site,
 ■ H Home
 ■ A Away
 N Neutral

Average RPI Win:	140	WON-LOST	WINNING	LAST 10	STRENGTH OF	OPP. STRENGTH	TEAM	ADJ.	CONF.	ADJ CONF.
Average RPI Loss:	48	RECORD	PCT. RANK	GAMES	SCHEDULE	OF SCHEDULE	RPI	RPI	RPI	RPI
DIV. I ONLY	21- 14	109	6- 4	25	62	59	59	5	5	
DIV. I NON-CONF.	12- 4	55	4- 1	36	136	35	35	5	5	
TOTALS	RPI 1-25	RPI 26-50	W-L RECORDS	RPI 51-100	RPI 101-150	RPI 150+				
21- 14	0- 5	0- 2	OVERALL	7- 6	6- 1	8- 0				
16- 5	0- 3	0- 0	HOME	5- 1	4- 1	7- 0				
5- 8	0- 2	0- 2	AWAY	2- 4	2- 0	1- 0				
0- 1	0- 0	0- 0	NEUTRAL	0- 1	0- 0	0- 0				
12- 4	0- 1	0- 1	NON-CONFERENCE	3- 2	3- 0	6- 0				
11- 1	0- 1	0- 0	HOME	3- 0	3- 0	5- 0				
1- 3	0- 0	0- 1	AWAY	0- 2	0- 0	1- 0				
0- 0	0- 0	0- 0	NEUTRAL	0- 0	0- 0	0- 0				
9- 10	0- 4	0- 1	CONFERENCE	4- 4	3- 1	2- 0				
5- 4	0- 2	0- 0	HOME	2- 1	1- 1	2- 0				
4- 5	0- 2	0- 1	AWAY	2- 2	2- 0	0- 0				
0- 1	0- 0	0- 0	NEUTRAL	0- 1	0- 0	0- 0				

RPI 1-25				RPI 26-50				RPI 51-100 Team's RPI: 59				RPI 101+			
RPI	S	Opponent	Score	RPI	S	Opponent	Score	RPI	S	Opponent	Score	RPI	S	Opponent	Score
9	H	UCLA	77 86	43	A	Indiana	69 77	54	A	FGCU	62 71	108	H	Wright St.	81 53
10	H	Ohio St.	93 97	46	A	Princeton	57 74	55	H	Temple	77 76	109	A	Northwestern	70 65
11	A	Maryland	56 76					66	A	Rutgers	50 72	111	H	Nebraska	81 93
11	H	Maryland	67 74					68	A	Iowa	69 85	132	H	Pittsburgh	82 45
18	A	Michigan St.	64 85					68	H	Iowa	82 75	139	A	Penn St.	91 87
								68	N	Iowa	85 97	139	H	Penn St.	78 73
								72	A	Purdue	68 61	140	H	Oral Roberts	61 44
								72	H	Purdue	63 65	160	A	Detroit	88 61
								78	H	San Diego	78 51	170	H	Xavier	92 54
								83	A	Eastern Mich.	63 64	188	H	Illinois	96 83
								86	A	Minnesota	93 86	191	H	USC Upstate	119 61
								86	H	Minnesota	92 76	203	H	Wisconsin	82 65
								92	H	Bucknell	95 72	221	H	Hartford	83 47
												223	H	Binghamton	90 62
												282	H	Miami (OH)	97 55
LAST 12 Division I GAMES:															
54	A	FGCU	62 71	66	A	Rutgers	50 72								
55	H	Temple	77 76	109	A	Northwestern	70 65								
78	H	San Diego	78 51	139	H	Penn St.	78 73								
92	H	Bucknell	95 72	11	A	Maryland	56 76								
108	H	Wright St.	81 53	72	A	Purdue	68 61								
68	N	Iowa	85 97	203	H	Wisconsin	82 65								

Non-Div I Games:

Michigan

■ Loss,
■ Non-Conf,
■ S Site,
■ H Home
■ A Away
N Neutral

Average RPI Win:	121	WON-LOST	WINNING	LAST 10	STRENGTH OF	OPP. STRENGTH	TEAM	ADJ.	CONF.	ADJ CONF.
Average RPI Loss:	41	RECORD	PCT. RANK	GAMES	SCHEDULE	OF SCHEDULE	RPI	RPI	RPI	RPI
DIV. I ONLY	25- 9	45	7- 3	28	25	18	18	5	5	
DIV. I NON-CONF.	10- 3	48	1- 1	48	67	27	27	5	5	
TOTALS	RPI 1-25	RPI 26-50	W-L RECORDS	RPI 51-100	RPI 101-150	RPI 150+				
25- 9	2- 6	1- 1	OVERALL	9- 0	3- 2	10- 0				
13- 2	1- 1	1- 0	HOME	5- 0	2- 1	4- 0				
8- 5	0- 3	0- 1	AWAY	2- 0	1- 1	5- 0				
4- 2	1- 2	0- 0	NEUTRAL	2- 0	0- 0	1- 0				
10- 3	0- 3	1- 0	NON-CONFERENCE	1- 0	1- 0	7- 0				
5- 1	0- 1	1- 0	HOME	0- 0	1- 0	3- 0				
3- 1	0- 1	0- 0	AWAY	0- 0	0- 0	3- 0				
2- 1	0- 1	0- 0	NEUTRAL	1- 0	0- 0	1- 0				
15- 6	2- 3	0- 1	CONFERENCE	8- 0	2- 2	3- 0				
8- 1	1- 0	0- 0	HOME	5- 0	1- 1	1- 0				
5- 4	0- 2	0- 1	AWAY	2- 0	1- 1	2- 0				
2- 1	1- 1	0- 0	NEUTRAL	1- 0	0- 0	0- 0				

RPI	S	Opponent	Score
3	N	Baylor	76 84
10	A	Ohio St.	80 85
10	H	Ohio St.	107 105
10	N	Ohio St.	82 63
11	A	Maryland	76 85
11	N	Maryland	44 60
16	H	Louisville	78 85
21	A	Mississippi St.	72 74

RPI	S	Opponent	Score
43	A	Indiana	65 81
45	H	Georgia	66 45

RPI	S	Opponent	Score
59	H	Michigan	85 64
66	A	Rutgers	70 67
66	H	Rutgers	59 48
68	A	Iowa	74 69
68	H	Iowa	80 73
72	H	Purdue	68 56
72	N	Purdue	65 64
82	N	Belmont	74 60
86	H	Minnesota	114 106

RPI	S	Opponent	Score
109	H	Northwestern	74 51
111	A	Nebraska	66 73
139	A	Penn St.	71 55
139	H	Penn St.	61 65
149	H	Western Mich.	78 40
154	A	Northeastern	77 51
160	H	Detroit	81 42
167	H	Idaho St.	79 60
183	H	Loyola Chicago	76 47
188	A	Illinois	71 43
196	A	Davidson	73 44
203	A	Wisconsin	77 54
203	H	Wisconsin	77 67
215	A	Oakland	82 62
243	N	Cincinnati	103 63

LAST 12 Division I GAMES:

21	A	Mississippi St.	72 74
82	N	Belmont	74 60
11	N	Maryland	44 60
10	N	Ohio St.	82 63
72	N	Purdue	65 64
10	H	Ohio St.	107 105
188	A	Illinois	71 43
86	H	Minnesota	114 106
66	A	Rutgers	70 67
111	A	Nebraska	66 73
139	H	Penn St.	61 65
68	A	Iowa	74 69

Non-Div I Games:

Michigan St.

Average RPI Win: 192		WON-LOST	WINNING	LAST 10	STRENGTH OF	OPP. STRENGTH	TEAM	ADJ.	CONF.	ADJ CONF.
Average RPI Loss: 68		RECORD	PCT. RANK	GAMES	SCHEDULE	OF SCHEDULE	RPI	RPI	RPI	RPI
DIV. I ONLY		24- 9	49	8- 2	118	100	62	62	12	12
DIV. I NON-CONF.		6- 6	151	0- 1	126	70	136	136	10	10
TOTALS	RPI 1-25	RPI 26-50		W-L RECORDS		RPI 51-100	RPI 101-150		RPI 150+	
24- 9	0- 2	1- 2		OVERALL		2- 3	4- 1		17- 1	
11- 3	0- 1	1- 0		HOME		2- 1	1- 1		7- 0	
10- 4	0- 0	0- 1		AWAY		0- 1	1- 0		9- 0	
3- 2	0- 1	0- 0		NEUTRAL		0- 0	2- 0		1- 1	
6- 6	0- 2	0- 0		NON-CONFERENCE		1- 3	0- 0		5- 1	
3- 2	0- 1	0- 0		HOME		1- 1	0- 0		2- 0	
3- 2	0- 0	0- 0		AWAY		0- 2	0- 0		3- 0	
0- 2	0- 1	0- 0		NEUTRAL		0- 0	0- 0		0- 1	
18- 3	0- 0	1- 2		CONFERENCE		1- 0	4- 1		12- 0	
8- 1	0- 0	1- 0		HOME		1- 0	1- 1		5- 0	
7- 2	0- 0	0- 2		AWAY		0- 0	1- 0		6- 0	
3- 0	0- 0	0- 0		NEUTRAL		0- 0	2- 0		1- 0	

RPI 1-25					
RPI	S	Opponent	Score		
13	N	Florida St.	55	72	
14	H	Kentucky	52	68	
RPI 26-50					
RPI	S	Opponent	Score		
31	A	Western Ky.	51	62	
31	H	Western Ky.	83	75	
36	A	UTEP	73	84	
RPI 51-100					
RPI	S	Opponent	Score		
51	A	Ohio	49	72	
79	A	Central Mich.	59	81	
81	H	Missouri St.	70	54	
91	H	Virginia	66	70	
100	H	Charlotte	72	67	
Team's RPI: 62					
RPI 101+					
RPI	S	Opponent	Score		
131	A	Marshall	79	73	
131	H	Marshall	65	54	
131	N	Marshall	69	41	
135	H	Old Dominion	58	61	
135	N	Old Dominion	70	54	
156	A	UAB	77	72	
156	H	UAB	68	40	
159	N	Alabama	46	64	
170	A	Xavier	62	53	
179	H	Ole Miss	84	75	
181	A	Fla. Atlantic	83	73	
181	H	Fla. Atlantic	71	65	
192	H	Southern Miss.	74	44	
206	H	Louisiana Tech	68	57	
228	A	Rice	61	60	
228	N	Rice	74	54	
239	A	North Texas	76	52	
265	A	UTSA	74	63	
269	A	Austin Peay	86	55	
280	H	Tennessee Tech	69	53	
304	A	FIU	85	62	
304	H	FIU	77	55	
326	A	Nevada	90	46	
LAST 12 Division I GAMES:					
13	N	Florida St.	55	72	
135	N	Old Dominion	70	54	
131	N	Marshall	69	41	
228	N	Rice	74	54	
304	H	FIU	77	55	
181	H	Fla. Atlantic	71	65	
131	A	Marshall	79	73	
31	A	Western Ky.	51	62	
156	A	UAB	77	72	
192	H	Southern Miss.	74	44	
206	H	Louisiana Tech	68	57	
304	A	FIU	85	62	

Non-Div I Games:

Middle Tenn.

Loss, Non-Conf, S Site, H Home A Away N Neutral

Average RPI Win:	233	WON-LOST	WINNING	LAST 10	STRENGTH OF	OPP. STRENGTH	TEAM	ADJ.	CONF.	ADJ CONF.
Average RPI Loss:	113	RECORD	PCT. RANK	GAMES	SCHEDULE	OF SCHEDULE	RPI	RPI	RPI	RPI
DIV. I ONLY	19- 13	111	6- 4	214	151	141	141	14	14	
DIV. I NON-CONF.	6- 6	151	0- 1	341	185	269	269	17	17	
TOTALS	RPI 1-25	RPI 26-50	W-L RECORDS	RPI 51-100	RPI 101-150	RPI 150+				
19- 13	0- 0	0- 4	OVERALL	0- 1	3- 4	16- 4				
9- 5	0- 0	0- 1	HOME	0- 0	1- 2	8- 2				
8- 8	0- 0	0- 3	AWAY	0- 1	1- 2	7- 2				
2- 0	0- 0	0- 0	NEUTRAL	0- 0	1- 0	1- 0				
6- 6	0- 0	0- 1	NON-CONFERENCE	0- 1	0- 2	6- 2				
3- 2	0- 0	0- 0	HOME	0- 0	0- 1	3- 1				
2- 4	0- 0	0- 1	AWAY	0- 1	0- 1	2- 1				
1- 0	0- 0	0- 0	NEUTRAL	0- 0	0- 0	1- 0				
13- 7	0- 0	0- 3	CONFERENCE	0- 0	3- 2	10- 2				
6- 3	0- 0	0- 1	HOME	0- 0	1- 1	5- 1				
6- 4	0- 0	0- 2	AWAY	0- 0	1- 1	5- 1				
1- 0	0- 0	0- 0	NEUTRAL	0- 0	1- 0	0- 0				

RPI S	Opponent	Score	RPI S	Opponent	Score	RPI S	Opponent	Score	RPI S	Opponent	Score	Team's RPI: 141
27	A Green Bay	46 69	27	A Green Bay	32 64	86	A Minnesota	80 87	105	H Marquette	81 101	
27	H Green Bay	42 63	27	H Green Bay	42 63				108	A Wright St.	82 60	
28	A Miami (FL)	38 77							108	H Wright St.	68 57	
									108	N Wright St.	68 60	
									109	A Northwestern	44 69	
									129	A Youngstown St.	67 69	
									129	H Youngstown St.	62 70	
									155	A Northern Ky.	86 60	
									155	H Northern Ky.	78 71	
									160	A Detroit	76 80	
									160	H Detroit	79 89	
									181	A Fla. Atlantic	67 71	
									215	A Oakland	98 95	
									215	H Oakland	77 64	
									244	A Valparaiso	70 60	
									244	H Valparaiso	82 60	
									250	A Ill.-Chicago	62 56	
									250	H Ill.-Chicago	54 53	
									263	H Northern Ill.	73 58	
									264	A Cleveland St.	62 46	
									264	H Cleveland St.	59 58	
									281	N La Salle	69 53	
									300	H Denver	49 56	
									308	H UMKC	70 48	
									313	H IPFW	73 60	
									339	A Eastern Ill.	82 71	
LAST 12 Division I GAMES:												
86	A Minnesota	80 87	155	H Northern Ky.	78 71							
27	A Green Bay	32 64	250	A Ill.-Chicago	62 56							
108	N Wright St.	68 60	244	A Valparaiso	70 60							
160	A Detroit	76 80	129	H Youngstown St.	62 70							
215	A Oakland	98 95	264	H Cleveland St.	59 58							
108	H Wright St.	68 57	27	A Green Bay	46 69							

Non-Div I Games:

Milwaukee

■ Loss,
■ Non-Conf,
■ S Site,
■ H Home
■ A Away
N Neutral

RPI	S	Opponent	Score
345	A	Chicago St.	55 48

Milwaukee

Milwaukee

Minnesota

Through Games Of April 5, 2016

Average RPI Win:	154	WON-LOST	WINNING	LAST 10	STRENGTH OF	OPP. STRENGTH	TEAM	ADJ.	CONF.	ADJ CONF.
Average RPI Loss:	62	RECORD	PCT. RANK	GAMES	SCHEDULE	OF SCHEDULE	RPI	RPI	RPI	RPI
DIV. I ONLY	20- 12	90	5- 5	90	55	86	86	5	5	
DIV. I NON-CONF.	9- 4	88	1- 1	190	178	131	131	5	5	
TOTALS	RPI 1-25	RPI 26-50	W-L RECORDS	RPI 51-100	RPI 101-150	RPI 150+				
20- 12	1- 2	1- 4	OVERALL	3- 4	7- 1	8- 1				
15- 3	1- 0	1- 1	HOME	3- 1	6- 0	4- 1				
4- 7	0- 2	0- 2	AWAY	0- 3	1- 0	3- 0				
1- 2	0- 0	0- 1	NEUTRAL	0- 0	0- 1	1- 0				
9- 4	0- 0	0- 3	NON-CONFERENCE	1- 0	3- 0	5- 1				
7- 2	0- 0	0- 1	HOME	1- 0	3- 0	3- 1				
1- 1	0- 0	0- 1	AWAY	0- 0	0- 0	1- 0				
1- 1	0- 0	0- 1	NEUTRAL	0- 0	0- 0	1- 0				
11- 8	1- 2	1- 1	CONFERENCE	2- 4	4- 1	3- 0				
8- 1	1- 0	1- 0	HOME	2- 1	3- 0	1- 0				
3- 6	0- 2	0- 1	AWAY	0- 3	1- 0	2- 0				
0- 1	0- 0	0- 0	NEUTRAL	0- 0	0- 1	0- 0				

RPI 1-25				RPI 26-50				RPI 51-100				RPI 101+			
RPI	S	Opponent	Score	RPI	S	Opponent	Score	RPI	S	Opponent	Score	RPI	S	Opponent	Score
10	H	Ohio St.	90 88	37	H	South Dakota	89 101	59	A	Michigan	76 92	103	H	North Dakota	57 47
11	A	Maryland	77 110	43	A	Indiana	79 93	59	H	Michigan	86 93	109	A	Northwestern	112 106
18	A	Michigan St.	106 114	43	H	Indiana	78 76	66	A	Rutgers	55 66	109	H	Northwestern	95 92
				49	N	Auburn	79 81	66	H	Rutgers	85 72	109	N	Northwestern	74 84
				50	A	Duke	64 84	67	H	Maine	91 64	111	H	Nebraska	110 73
								68	H	Iowa	78 76	121	H	Memphis	70 60
								72	A	Purdue	72 84	139	H	Penn St.	98 85
												141	H	Milwaukee	87 80
												169	N	Stetson	72 69
												172	H	New Mexico	53 72
												188	A	Illinois	106 75
												188	H	Illinois	82 77
												203	A	Wisconsin	84 77
												286	H	Towson	105 86
												306	H	Wofford	98 54
												318	A	Kent St.	85 73
												341	H	NJIT	83 50
LAST 12 Division I GAMES:															
37	H	South Dakota	89 101	43	A	Indiana	79 93								
141	H	Milwaukee	87 80	68	H	Iowa	78 76								
109	N	Northwestern	74 84	111	H	Nebraska	110 73								
11	A	Maryland	77 110	109	A	Northwestern	112 106								
10	H	Ohio St.	90 88	66	H	Rutgers	85 72								
18	A	Michigan St.	106 114	59	A	Michigan	76 92								

Non-Div I Games:

Minnesota

Loss, Non-Conf, S Site, H Home A Away N Neutral

Mississippi St.

Through Games Of April 5, 2016

Average RPI Win:	142	WON-LOST	WINNING	LAST 10	STRENGTH OF	OPP. STRENGTH	TEAM	ADJ.	CONF.	ADJ CONF.
Average RPI Loss:	17	RECORD	PCT. RANK	GAMES	SCHEDULE	OF SCHEDULE	RPI	RPI	RPI	RPI
DIV. I ONLY	28- 8	30	7- 3	44	46	21	21	3	3	
DIV. I NON-CONF.	15- 2	9	2- 1	122	147	28	28	3	3	
TOTALS	RPI 1-25	RPI 26-50	W-L RECORDS	RPI 51-100	RPI 101-150	RPI 150+				
28- 8	4- 6	4- 2	OVERALL	3- 0	5- 0	12- 0				
16- 2	2- 2	3- 0	HOME	0- 0	2- 0	9- 0				
6- 4	0- 2	1- 2	AWAY	1- 0	2- 0	2- 0				
6- 2	2- 2	0- 0	NEUTRAL	2- 0	1- 0	1- 0				
15- 2	2- 2	1- 0	NON-CONFERENCE	1- 0	2- 0	9- 0				
10- 0	1- 0	1- 0	HOME	0- 0	1- 0	7- 0				
1- 1	0- 1	0- 0	AWAY	0- 0	0- 0	1- 0				
4- 1	1- 1	0- 0	NEUTRAL	1- 0	1- 0	1- 0				
13- 6	2- 4	3- 2	CONFERENCE	2- 0	3- 0	3- 0				
6- 2	1- 2	2- 0	HOME	0- 0	1- 0	2- 0				
5- 3	0- 1	1- 2	AWAY	1- 0	2- 0	1- 0				
2- 1	1- 1	0- 0	NEUTRAL	1- 0	0- 0	0- 0				

RPI 1-25				RPI 26-50				RPI 51-100				RPI 101+			
RPI	S	Opponent	Score	RPI	S	Opponent	Score	RPI	S	Opponent	Score	RPI	S	Opponent	Score
1	N	UConn	38 98	29	A	Florida	76 70	54	N	FGCU	65 60	115	H	Samford	68 47
4	H	South Carolina	51 57	39	A	Missouri	54 66	77	A	Vanderbilt	66 61	130	A	LSU	71 52
4	N	South Carolina	52 66	39	H	Missouri	52 42	77	N	Vanderbilt	63 46	142	A	Arkansas	65 55
6	A	Texas	47 53	42	H	Chattanooga	60 50					142	H	Arkansas	80 55
14	H	Kentucky	60 83	45	A	Georgia	43 47					149	N	Western Mich.	90 68
17	H	Tennessee	65 63	49	H	Auburn	60 45					159	H	Alabama	61 52
17	N	Tennessee	58 48									179	A	Ole Miss	60 51
18	H	Michigan St.	74 72									179	H	Ole Miss	79 51
20	N	South Fla.	68 58									184	H	Grambling	107 43
25	A	Texas A&M	58 64									192	H	Southern Miss.	78 65
LAST 12 Division I GAMES:															
	1	N	UConn	38 98		159	H	Alabama	61 52						
	18	H	Michigan St.	74 72		77	A	Vanderbilt	66 61						
	42	H	Chattanooga	60 50		179	A	Ole Miss	60 51						
	4	N	South Carolina	52 66		14	H	Kentucky	60 83						
	17	N	Tennessee	58 48		25	A	Texas A&M	58 64						
	77	N	Vanderbilt	63 46		39	H	Missouri	52 42						

Non-Div I Games:

Mississippi St.

■ Loss,
■ Non-Conf, S Site,
■ Home
■ Away
N Neutral

Mississippi Valley				Through Games of April 3, 1910						
Average RPI Win:	336	WON-LOST	WINNING	LAST 10	STRENGTH OF	OPP. STRENGTH	TEAM	ADJ.	CONF.	ADJ CONF.
Average RPI Loss:	225	RECORD	PCT. RANK	GAMES	SCHEDULE	OF SCHEDULE	RPI	RPI	RPI	RPI
DIV. I ONLY	1- 26	348	0- 10	337	324	349	349	31	31	
DIV. I NON-CONF.	0- 8	338	0- 0	253	50	335	335	31	31	
TOTALS	RPI 1-25	RPI 26-50	W-L RECORDS	RPI 51-100	RPI 101-150	RPI 150+				
1- 26	0- 1	0- 0	OVERALL	0- 1	0- 3	1- 21				
1- 8	0- 0	0- 0	HOME	0- 0	0- 1	1- 7				
0- 16	0- 1	0- 0	AWAY	0- 1	0- 2	0- 12				
0- 2	0- 0	0- 0	NEUTRAL	0- 0	0- 0	0- 2				
0- 8	0- 1	0- 0	NON-CONFERENCE	0- 1	0- 1	0- 5				
0- 0	0- 0	0- 0	HOME	0- 0	0- 0	0- 0				
0- 7	0- 1	0- 0	AWAY	0- 1	0- 1	0- 4				
0- 1	0- 0	0- 0	NEUTRAL	0- 0	0- 0	0- 1				
1- 18	0- 0	0- 0	CONFERENCE	0- 0	0- 2	1- 16				
1- 8	0- 0	0- 0	HOME	0- 0	0- 1	1- 7				
0- 9	0- 0	0- 0	AWAY	0- 0	0- 1	0- 8				
0- 1	0- 0	0- 0	NEUTRAL	0- 0	0- 0	0- 1				

[illegible]

Non-Div I Games:	Philander Smith	64	53	Blue Mountain	72	67
------------------	-----------------	----	----	---------------	----	----

Mississippi Val.

Loss, Non-Conf, S Site, H Home A Away N Neutral

Average RPI Win:	150	WON-LOST	WINNING	LAST 10	STRENGTH OF	OPP. STRENGTH	TEAM	ADJ.	CONF.	ADJ CONF.
Average RPI Loss:	40	RECORD	PCT. RANK	GAMES	SCHEDULE	OF SCHEDULE	RPI	RPI	RPI	RPI
DIV. I ONLY	22- 10	65	4- 6	57	53	39	39	3	3	
DIV. I NON-CONF.	14- 1	4	1- 1	159	155	21	21	3	3	
TOTALS	RPI 1-25	RPI 26-50	W-L RECORDS	RPI 51-100	RPI 101-150	RPI 150+				
22- 10	2- 6	3- 2	OVERALL	3- 1	4- 1	10- 0				
13- 3	1- 1	1- 1	HOME	1- 1	4- 0	6- 0				
7- 6	0- 3	2- 0	AWAY	2- 0	0- 0	3- 0				
2- 1	1- 0	0- 1	NEUTRAL	0- 0	0- 0	1- 0				
14- 1	1- 1	0- 0	NON-CONFERENCE	3- 0	2- 0	8- 0				
8- 0	0- 0	0- 0	HOME	1- 0	2- 0	5- 0				
4- 1	0- 1	0- 0	AWAY	2- 0	0- 0	2- 0				
2- 0	1- 0	0- 0	NEUTRAL	0- 0	0- 0	1- 0				
8- 9	1- 5	3- 2	CONFERENCE	0- 1	2- 1	2- 0				
5- 3	1- 1	1- 1	HOME	0- 1	2- 0	1- 0				
3- 5	0- 4	2- 0	AWAY	0- 0	0- 1	1- 0				
0- 1	0- 0	0- 1	NEUTRAL	0- 0	0- 0	0- 0				

RPI 1-25				RPI 26-50				Team's RPI: 39	RPI 51-100				RPI 101+			
RPI	S	Opponent	Score	RPI	S	Opponent	Score		RPI	S	Opponent	Score	RPI	S	Opponent	Score
4	A	South Carolina	58 83	29	H	Florida	79 64		69	A	St. Mary's (CA)	95 78	130	H	LSU	52 46
6	A	Texas	55 73	45	A	Georgia	54 48		77	H	Vanderbilt	52 56	133	H	Wake Forest	94 81
14	A	Kentucky	59 69	45	H	Georgia	50 65		81	A	Missouri St.	71 55	142	A	Arkansas	52 64
17	H	Tennessee	55 71	49	A	Auburn	69 55		100	H	Charlotte	88 71	142	H	Arkansas	69 48
21	A	Mississippi St.	42 52	49	N	Auburn	45 47						147	H	SIUE	75 46
21	H	Mississippi St.	66 54										154	N	Northeastern	69 56
22	N	BYU	78 69										159	H	Alabama	63 52
25	A	Texas A&M	77 81										179	A	Ole Miss	60 46
LAST 12 Division I GAMES:																
6	A	Texas	55 73	142	H	Arkansas	69 48									
22	N	BYU	78 69	159	H	Alabama	63 52									
49	N	Auburn	45 47	21	A	Mississippi St.	42 52									
77	H	Vanderbilt	52 56	45	H	Georgia	50 65									
14	A	Kentucky	59 69	179	A	Ole Miss	60 46									
49	A	Auburn	69 55	130	H	LSU	52 46									

Non-Div I Games:

Missouri

■ Loss,
■ Non-Conf, S Site,
■ Home
■ Away
N Neutral

Average RPI Win:	213	WON-LOST	WINNING	LAST 10	STRENGTH OF	OPP. STRENGTH	TEAM	ADJ.	CONF.	ADJ CONF.
Average RPI Loss:	68	RECORD	PCT. RANK	GAMES	SCHEDULE	OF SCHEDULE	RPI	RPI	RPI	RPI
DIV. I ONLY	23- 10	61	8- 2	124	152	81	81	21	21	
DIV. I NON-CONF.	6- 6	151	0- 1	37	21	83	83	19	19	
TOTALS	RPI 1-25	RPI 26-50	W-L RECORDS	RPI 51-100	RPI 101-150	RPI 150+				
23- 10	0- 2	0- 2	OVERALL	3- 3	4- 3	16- 0				
9- 4	0- 0	0- 2	HOME	0- 1	2- 1	7- 0				
10- 4	0- 1	0- 0	AWAY	2- 1	1- 2	7- 0				
4- 2	0- 1	0- 0	NEUTRAL	1- 1	1- 0	2- 0				
6- 6	0- 2	0- 2	NON-CONFERENCE	1- 2	2- 0	3- 0				
2- 2	0- 0	0- 2	HOME	0- 0	1- 0	1- 0				
3- 2	0- 1	0- 0	AWAY	1- 1	1- 0	1- 0				
1- 2	0- 1	0- 0	NEUTRAL	0- 1	0- 0	1- 0				
17- 4	0- 0	0- 0	CONFERENCE	2- 1	2- 3	13- 0				
7- 2	0- 0	0- 0	HOME	0- 1	1- 1	6- 0				
7- 2	0- 0	0- 0	AWAY	1- 0	0- 2	6- 0				
3- 0	0- 0	0- 0	NEUTRAL	1- 0	1- 0	1- 0				

RPI 1-25				RPI 26-50				RPI 51-100				Team's RPI: 81	RPI 101+			
RPI	S	Opponent	Score	RPI	S	Opponent	Score	RPI	S	Opponent	Score		RPI	S	Opponent	Score
7	N	Stanford	65 82	35	H	Oklahoma St.	55 74	62	A	Middle Tenn.	54 70		107	A	Drake	72 95
25	A	Texas A&M	65 74	39	H	Missouri	55 71	67	N	Maine	65 69		107	H	Drake	75 82
								85	A	UNI	78 75		107	N	Drake	65 61
								85	H	UNI	60 65		140	H	Oral Roberts	72 64
								85	N	UNI	71 58		142	A	Arkansas	69 54
								98	A	Little Rock	64 58		144	A	Southern Ill.	61 69
													144	H	Southern Ill.	82 77
													165	N	Marist	77 45
													179	A	Ole Miss	91 78
													180	H	Eastern Ky.	87 63
													183	A	Loyola Chicago	73 62
													183	H	Loyola Chicago	91 81
													231	A	Indiana St.	59 51
													231	H	Indiana St.	75 41
													231	N	Indiana St.	70 45
													299	A	Bradley	55 44
													299	H	Bradley	59 56
													301	A	Wichita St.	77 57
													301	H	Wichita St.	74 45
													322	A	Illinois St.	73 51
													322	H	Illinois St.	70 41
													330	A	Evansville	66 47
													330	H	Evansville	77 70
LAST 12 Division I GAMES:																
				25	A	Texas A&M	65 74					301	H	Wichita St.	74 45	
				85	N	UNI	71 58					330	A	Evansville	66 47	
				107	N	Drake	65 61					144	A	Southern Ill.	61 69	
				231	N	Indiana St.	70 45					299	H	Bradley	59 56	
				322	H	Illinois St.	70 41					183	H	Loyola Chicago	91 81	
				231	H	Indiana St.	75 41					107	A	Drake	72 95	

Non-Div I Games: MidAmerica Naz. 88 61

Missouri St.

Loss, Non-Conf, S Site, H Home A Away N Neutral

Average RPI Win: 252	WON-LOST	WINNING	LAST 10	STRENGTH OF	OPP. STRENGTH	TEAM	ADJ.	CONF.	ADJ CONF.
Average RPI Loss: 183	RECORD	PCT. RANK	GAMES	SCHEDULE	OF SCHEDULE	RPI	RPI	RPI	RPI
DIV. I ONLY	14- 17	198	7- 3	287	263	246	246	23	23
DIV. I NON-CONF.	2- 7	280	0- 0	318	313	325	325	23	23
TOTALS	RPI 1-25	RPI 26-50	W-L RECORDS	RPI 51-100	RPI 101-150	RPI 150+			
14- 17	0- 0	0- 1	OVERALL	1- 5	0- 0	13- 11			
8- 6	0- 0	0- 0	HOME	1- 2	0- 0	7- 4			
5- 10	0- 0	0- 1	AWAY	0- 2	0- 0	5- 7			
1- 1	0- 0	0- 0	NEUTRAL	0- 1	0- 0	1- 0			
2- 7	0- 0	0- 1	NON-CONFERENCE	0- 1	0- 0	2- 5			
1- 3	0- 0	0- 0	HOME	0- 1	0- 0	1- 2			
1- 4	0- 0	0- 1	AWAY	0- 0	0- 0	1- 3			
0- 0	0- 0	0- 0	NEUTRAL	0- 0	0- 0	0- 0			
12- 10	0- 0	0- 0	CONFERENCE	1- 4	0- 0	11- 6			
7- 3	0- 0	0- 0	HOME	1- 1	0- 0	6- 2			
4- 6	0- 0	0- 0	AWAY	0- 2	0- 0	4- 4			
1- 1	0- 0	0- 0	NEUTRAL	0- 1	0- 0	1- 0			

RPI S	Opponent	Score	RPI S	Opponent	Score	RPI S	Opponent	Score	RPI S	Opponent	Score	Team's RPI: 246
46	A Princeton	70 81	83	H Eastern Mich.	68 78	164	H Robert Morris	47 60				
			87	A Quinnipiac	58 85	165	A Marist	55 78				
			87	H Quinnipiac	63 60	165	H Marist	60 52				
			87	N Quinnipiac	59 66	202	A Fairfield	70 80				
			99	A Iona	56 68	202	H Fairfield	60 68				
			99	H Iona	49 64	202	N Fairfield	64 46				
						214	A Lehigh	88 95				
						227	A Canisius	81 71				
						227	H Canisius	79 75				
						232	A Siena	54 64				
						232	H Siena	63 69				
						248	A Manhattan	57 56				
						248	H Manhattan	72 62				
						267	A Providence	59 71				
						281	H La Salle	50 65				
						285	A Rider	87 75				
						285	H Rider	76 61				
						292	A Niagara	68 55				
						292	H Niagara	83 60				
						295	A Colgate	86 80				
						314	A Fairleigh Dickinson	75 81				
						335	H St. Francis Brooklyn	63 54				
						338	A Saint Peter's	62 67				
						338	H Saint Peter's	71 52				
LAST 12 Division I GAMES:												
			87	N Quinnipiac	59 66	202	A Fairfield	70 80				
			202	N Fairfield	64 46	248	A Manhattan	57 56				
			338	H Saint Peter's	71 52	227	H Canisius	79 75				
			285	H Rider	76 61	99	A Iona	56 68				
			227	A Canisius	81 71	248	H Manhattan	72 62				
			292	A Niagara	68 55	202	H Fairfield	60 68				

Non-Div I Games:

Monmouth

■ Loss,
■ Non-Conf,
■ S Site,
■ H Home
■ A Away
N Neutral

RPI	S	Opponent	Score
RPI 1-25			
48	A	Colorado St.	75
RPI 26-50			
90	N	Drexel	58 50
RPI 51-100			
103	A	North Dakota	61 73
103	H	North Dakota	59 61
103	N	North Dakota	62 65
113	A	Idaho	61 78
152	H	Weber St.	84 75
161	A	Montana St.	52 61
161	H	Montana St.	70 66
167	H	Idaho St.	62 47
174	A	Eastern Wash.	65 67
175	A	Sacramento St.	75 83
175	H	Sacramento St.	90 83
181	H	Fla. Atlantic	83 69
185	A	Northern Colo.	72 66
185	H	Northern Colo.	58 46
189	H	Pacific	64 54
214	A	Lehigh	53 80
235	H	Utah St.	86 70
259	A	Wyoming	61 68
273	H	Seattle	44 58
294	H	Portland	90 67
309	A	Northern Ariz.	61 57
309	H	Northern Ariz.	81 58
309	N	Northern Ariz.	78 63
317	A	Portland St.	79 58
317	H	Portland St.	76 57
331	A	Southern Utah	81 50
Team's RPI:			
173			

Montana

Page 200

M
o
n
t
a
n
a

RPI S Opponent Score

Through Games Of April 5, 2016

RPI	S	Opponent	Score	
331	H	Southern Utah	66	60
340	H	Cal St. Fullerton	86	51

M
o
n
t
a
n
a

Montana

Average RPI Win: 248		WON-LOST	WINNING	LAST 10	STRENGTH OF	OPP. STRENGTH	TEAM	ADJ.	CONF.	ADJ CONF.
Average RPI Loss: 154		RECORD	PCT. RANK	GAMES	SCHEDULE	OF SCHEDULE	RPI	RPI	RPI	RPI
DIV. I ONLY		19- 10	82	5- 5	342	197	161	161	19	19
DIV. I NON-CONF.		5- 5	151	0- 1	343	223	256	256	20	20
TOTALS		RPI 1-25	RPI 26-50	W-L RECORDS	RPI 51-100	RPI 101-150	RPI 150+			
19- 10	0- 0		0- 0	OVERALL	0- 2	2- 2	17- 6			
11- 1	0- 0		0- 0	HOME	0- 1	1- 0	10- 0			
7- 8	0- 0		0- 0	AWAY	0- 1	1- 2	6- 5			
1- 1	0- 0		0- 0	NEUTRAL	0- 0	0- 0	1- 1			
5- 5	0- 0		0- 0	NON-CONFERENCE	0- 2	0- 1	5- 2			
2- 1	0- 0		0- 0	HOME	0- 1	0- 0	2- 0			
2- 4	0- 0		0- 0	AWAY	0- 1	0- 1	2- 2			
1- 0	0- 0		0- 0	NEUTRAL	0- 0	0- 0	1- 0			
14- 5	0- 0		0- 0	CONFERENCE	0- 0	2- 1	12- 4			
9- 0	0- 0		0- 0	HOME	0- 0	1- 0	8- 0			
5- 4	0- 0		0- 0	AWAY	0- 0	1- 1	4- 3			
0- 1	0- 0		0- 0	NEUTRAL	0- 0	0- 0	0- 1			

RPI 1-25				RPI 26-50				RPI 51-100				RPI 101+				Team's RPI: 161	
RPI	S	Opponent	Score	RPI	S	Opponent	Score	RPI	S	Opponent	Score	RPI	S	Opponent	Score		
								73	A	Utah	61 95	103	A	North Dakota	76 77		
								78	H	San Diego	49 62	103	H	North Dakota	69 61		
												113	A	Idaho	62 59		
												128	A	Gonzaga	52 65		
												152	H	Weber St.	92 71		
												167	H	Idaho St.	82 80		
												167	N	Idaho St.	50 52		
												173	A	Montana	66 70		
												173	H	Montana	61 52		
												174	A	Eastern Wash.	69 81		
												175	A	Sacramento St.	80 79		
												175	H	Sacramento St.	116 99		
												185	A	Northern Colo.	73 80		
												185	H	Northern Colo.	66 58		
												199	A	Cal Poly	57 66		
												259	A	Wyoming	69 75		
												273	A	Seattle	80 51		
												294	H	Portland	86 57		
												309	A	Northern Ariz.	83 72		
												309	H	Northern Ariz.	86 77		
												317	A	Portland St.	106 59		
												317	H	Portland St.	74 64		
												326	A	Nevada	66 53		
												330	N	Evansville	81 55		
												331	A	Southern Utah	87 66		
												331	H	Southern Utah	86 59		
LAST 12 Division I GAMES:																	
				73	A	Utah	61 95	173	A	Montana	66 70						
				167	N	Idaho St.	50 52	331	A	Southern Utah	87 66						
				103	A	North Dakota	76 77	309	A	Northern Ariz.	83 72						
				185	A	Northern Colo.	73 80	175	H	Sacramento St.	116 99						
				167	H	Idaho St.	82 80	317	H	Portland St.	74 64						
				152	H	Weber St.	92 71	173	H	Montana	61 52						

Non-Div I Games:	Montana Western	74	36	Carroll (MT)	74	34
------------------	-----------------	----	----	--------------	----	----

Montana St.

Loss, Non-Conf, S Site, H Home A Away N Neutral

RPI	S	Opponent	Score
340	H	Cal St. Fullerton	89 66

M
o
n
t
a
n
a
S
t
.

M
o
n
t
a
n
a
S
t
.

Montana St.

Average RPI Win:	307	WON-LOST	WINNING	LAST 10	STRENGTH OF	OPP. STRENGTH	TEAM	ADJ.	CONF.	ADJ CONF.
Average RPI Loss:	186	RECORD	PCT. RANK	GAMES	SCHEDULE	OF SCHEDULE	RPI	RPI	RPI	RPI
DIV. I ONLY	8- 20	286	3- 7	318	286	305	305	24	24	
DIV. I NON-CONF.	4- 8	231	0- 0	306	315	276	276	24	24	
TOTALS	RPI 1-25	RPI 26-50	W-L RECORDS	RPI 51-100	RPI 101-150	RPI 150+				
8- 20	0- 2	0- 0	OVERALL	0- 3	0- 3	8- 12				
4- 8	0- 0	0- 0	HOME	0- 2	0- 1	4- 5				
4- 12	0- 0	0- 0	AWAY	0- 0	0- 0	4- 0				
0- 0	0- 0	0- 0	NEUTRAL	0- 0	0- 0	0- 0				
4- 8	0- 2	0- 0	NON-CONFERENCE	0- 0	0- 2	4- 4				
2- 2	0- 0	0- 0	HOME	0- 0	0- 1	2- 1				
2- 6	0- 2	0- 0	AWAY	0- 0	0- 1	2- 3				
0- 0	0- 0	0- 0	NEUTRAL	0- 0	0- 0	0- 0				
4- 12	0- 0	0- 0	CONFERENCE	0- 3	0- 1	4- 8				
2- 6	0- 0	0- 0	HOME	0- 2	0- 0	2- 4				
2- 6	0- 0	0- 0	AWAY	0- 1	0- 1	2- 4				
0- 0	0- 0	0- 0	NEUTRAL	0- 0	0- 0	0- 0				

RPI 1-25				RPI 26-50				RPI 51-100				RPI 101+ Team's RPI: 305			
RPI	S	Opponent	Score	RPI	S	Opponent	Score	RPI	S	Opponent	Score	RPI	S	Opponent	Score
14	A	Kentucky	57 112					82	A	Belmont	71 99	131	H	Marshall	101 104
24	A	West Virginia	56 94					82	H	Belmont	74 89	144	A	Southern Ill.	69 102
								95	H	UT Martin	67 85	147	A	SIUE	81 90
												180	A	Eastern Ky.	93 100
												180	H	Eastern Ky.	77 89
												191	H	USC Upstate	72 86
												233	H	Southeast Mo. St.	79 89
												256	A	Tennessee St.	76 78
												256	H	Tennessee St.	60 68
												260	A	Murray St.	79 83
												266	A	UC Santa Barbara	78 93
												269	H	Austin Peay	75 96
												271	A	Georgia St.	99 90
												280	A	Tennessee Tech	69 77
												280	H	Tennessee Tech	75 71
												282	A	Miami (OH)	57 59
												289	H	Kennesaw St.	83 77
												298	A	Jacksonville St.	70 66
												298	H	Jacksonville St.	67 63
												333	A	Lipscomb	92 77
												339	A	Eastern Ill.	85 77
												345	A	Chicago St.	71 75
												346	H	Alabama A&M	112 69
LAST 12 Division I GAMES:															
298	A	Jacksonville St.	70 66	82	A	Belmont	71 99	180	A	Eastern Ky.	93 100				
256	H	Tennessee St.	60 68	280	H	Tennessee Tech	75 71	298	H	Jacksonville St.	67 63				
180	H	Eastern Ky.	77 89	269	H	Austin Peay	75 96	339	A	Eastern Ill.	85 77				
280	A	Tennessee Tech	69 77												
82	H	Belmont	74 89												
256	A	Tennessee St.	76 78												

Non-Div I Games: Ky. Christian 121 91 Mt. St. Joseph 117 53

Morehead St.

■ Loss,
 ■ Non-Conf,
 ■ S Site,
 ■ Home
 ■ A Away
 N Neutral

Average RPI Win: 293	WON-LOST	WINNING	LAST 10	STRENGTH OF	OPP. STRENGTH	TEAM	ADJ.	CONF.	ADJ CONF.
Average RPI Loss: 178	RECORD	PCT. RANK	GAMES	SCHEDULE	OF SCHEDULE	RPI	RPI	RPI	RPI
DIV. I ONLY	12- 17	223	5- 5	256	340	255	255	32	32
DIV. I NON-CONF.	1- 10	330	0- 0	30	277	249	249	30	30
TOTALS	RPI 1-25	RPI 26-50	W-L RECORDS	RPI 51-100	RPI 101-150	RPI 150+			
12- 17	0- 1	0- 2	OVERALL	1- 0	0- 1	11- 13			
6- 5	0- 0	0- 0	HOME	1- 0	0- 0	5- 5			
5- 9	0- 0	0- 0	AWAY	0- 0	0- 0	5- 1			
1- 3	0- 0	0- 1	NEUTRAL	0- 0	0- 0	1- 2			
1- 10	0- 1	0- 2	NON-CONFERENCE	1- 0	0- 1	0- 6			
1- 2	0- 0	0- 0	HOME	1- 0	0- 0	0- 2			
0- 6	0- 1	0- 1	AWAY	0- 0	0- 1	0- 3			
0- 2	0- 0	0- 1	NEUTRAL	0- 0	0- 0	0- 1			
11- 7	0- 0	0- 0	CONFERENCE	0- 0	0- 0	11- 7			
5- 3	0- 0	0- 0	HOME	0- 0	0- 0	5- 3			
5- 3	0- 0	0- 0	AWAY	0- 0	0- 0	5- 3			
1- 1	0- 0	0- 0	NEUTRAL	0- 0	0- 0	1- 1			

RPI 1-25				RPI 26-50				RPI 51-100				RPI 101+ Team's RPI: 255			
RPI	S	Opponent	Score	RPI	S	Opponent	Score	RPI	S	Opponent	Score	RPI	S	Opponent	Score
8	A	Syracuse	61 90	34	A	James Madison	31 92	92	H	Bucknell	64 50	114	A	Virginia Tech	33 73
				48	N	Colorado St.	36 54					158	A	Stony Brook	42 46
												164	A	Robert Morris	44 76
												177	H	N.C. A&T	55 65
												182	H	UMBC	46 65
												207	A	Hampton	47 60
												207	H	Hampton	51 65
												211	A	Brown	45 72
												230	A	Coppin St.	38 82
												230	H	Coppin St.	72 51
												230	N	Coppin St.	53 63
												232	N	Siena	46 69
												241	A	Bethune-Cookman	48 63
												279	A	UMES	77 69
												279	H	UMES	42 50
												290	A	Florida A&M	67 62
												293	A	South Carolina St.	62 56
												297	A	Savannah St.	66 60
												308	H	UMKC	50 59
												321	H	Delaware St.	56 49
												327	H	Howard	78 66
												347	A	Norfolk St.	59 56
												347	H	Norfolk St.	67 58
												348	H	N.C. Central	66 55
												348	N	N.C. Central	52 42
LAST 12 Division I GAMES:															
				230	N	Coppin St.	53 63			207	A	Hampton	47 60		
				348	N	N.C. Central	52 42			347	A	Norfolk St.	59 56		
				279	H	UMES	42 50			293	A	South Carolina St.	62 56		
				230	A	Coppin St.	38 82			297	A	Savannah St.	66 60		
				177	H	N.C. A&T	55 65			230	H	Coppin St.	72 51		
				348	H	N.C. Central	66 55			327	H	Howard	78 66		

Non-Div I Games: Washington Adventis74 36

Morgan St.

■ Loss,
■ Non-Conf,
■ S Site,
■ H Home
■ A Away
N Neutral

Average RPI Win: 313		WON-LOST	WINNING	LAST 10	STRENGTH OF	OPP. STRENGTH	TEAM	ADJ.	CONF.	ADJ CONF.
Average RPI Loss: 226		RECORD	PCT. RANK	GAMES	SCHEDULE	OF SCHEDULE	RPI	RPI	RPI	RPI
DIV. I ONLY		9- 21	276	4- 6	331	349	316	316	30	30
DIV. I NON-CONF.		2- 9	296	0- 0	291	340	313	313	32	32
TOTALS		RPI 1-25	RPI 26-50	W-L RECORDS		RPI 51-100	RPI 101-150	RPI 150+		
9- 21	0- 0		0- 0	OVERALL		0- 1	0- 2	9- 18		
4- 9	0- 0		0- 0	HOME		0- 0	0- 0	4- 9		
5- 12	0- 0		0- 0	AWAY		0- 0	0- 0	5- 4		
0- 0	0- 0		0- 0	NEUTRAL		0- 0	0- 0	0- 0		
2- 9		0- 0	0- 0	NON-CONFERENCE		0- 1	0- 2	2- 6		
0- 4		0- 0	0- 0	HOME		0- 0	0- 0	0- 4		
2- 5		0- 0	0- 0	AWAY		0- 1	0- 2	2- 2		
0- 0		0- 0	0- 0	NEUTRAL		0- 0	0- 0	0- 0		
7- 12		0- 0	0- 0	CONFERENCE		0- 0	0- 0	7- 12		
4- 5		0- 0	0- 0	HOME		0- 0	0- 0	4- 5		
3- 7		0- 0	0- 0	AWAY		0- 0	0- 0	3- 7		
0- 0		0- 0	0- 0	NEUTRAL		0- 0	0- 0	0- 0		

RPI 1-25				RPI 26-50				RPI 51-100				RPI 101+				Team's RPI: 316	
RPI	S	Opponent	Score	RPI	S	Opponent	Score	RPI	S	Opponent	Score	RPI	S	Opponent	Score		
								92	A	Bucknell	45	71	114	A	Virginia Tech	42	59
												132	A	Pittsburgh	57	74	
												164	A	Robert Morris	56	61	
												164	H	Robert Morris	67	74	
												198	A	Sacred Heart	47	66	
												198	A	Sacred Heart	58	61	
												198	H	Sacred Heart	52	60	
												204	H	Loyola Maryland	63	65	
												218	H	William & Mary	74	76	
												230	A	Coppin St.	55	66	
												237	A	Bryant	52	86	
												237	H	Bryant	59	70	
												257	A	Campbell	53	62	
												262	A	Saint Francis (PA)	57	87	
												262	H	Saint Francis (PA)	64	73	
												275	A	Central Conn. St.	59	55	
												275	H	Central Conn. St.	54	48	
												279	A	UMES	57	50	
												292	H	Niagara	51	53	
												314	A	Fairleigh Dickinson	53	66	
												314	H	Fairleigh Dickinson	71	55	
												321	A	Delaware St.	54	41	
												324	A	LIU Brooklyn	50	53	
												324	H	LIU Brooklyn	51	61	
												327	H	Howard	49	62	
												335	A	St. Francis Brooklyn	57	40	
LAST 12 Division I GAMES:																	
				198	A	Sacred Heart	47	66	262	H	Saint Francis (PA)	64	73				
				198	H	Sacred Heart	52	60	343	A	Wagner	59	50				
				335	A	St. Francis Brooklyn	57	40	324	A	LIU Brooklyn	50	53				
				275	A	Central Conn. St.	59	55	164	H	Robert Morris	67	74				
				237	A	Bryant	52	86	343	H	Wagner	64	55				
				314	H	Fairleigh Dickinson	71	55	198	A	Sacred Heart	58	61				

Non-Div I Games:

Mt. St. Mary's

Loss, Non-Conf, S Site, H Home A Away N Neutral

M
t
.
S
t
.
M
a
r
y
'
s

RPI S Opponent Mt. St. Mary's Score

Through Games Of April 5, 2016

RPI	S	Opponent	Score	
335	H	St. Francis Brooklyn	66	56
343	A	Wagner	59	50
343	H	Wagner	64	55

M
t
.
S
t
.
M
a
r
y
'
s

Mt. St. Mary's

Average RPI Win: 268	WON-LOST	WINNING	LAST 10	STRENGTH OF	OPP. STRENGTH	TEAM	ADJ.	CONF.	ADJ CONF.
Average RPI Loss: 174	RECORD	PCT. RANK	GAMES	SCHEDULE	OF SCHEDULE	RPI	RPI	RPI	RPI
DIV. I ONLY	10- 17	247	5- 5	261	300	260	260	24	24
DIV. I NON-CONF.	2- 7	280	0- 0	233	325	261	261	24	24
TOTALS	RPI 1-25	RPI 26-50	W-L RECORDS	RPI 51-100	RPI 101-150	RPI 150+			
10- 17	0- 1	0- 0	OVERALL	1- 5	1- 3	8- 8			
5- 5	0- 0	0- 0	HOME	0- 2	0- 2	5- 1			
4- 11	0- 1	0- 0	AWAY	0- 3	1- 1	3- 6			
1- 1	0- 0	0- 0	NEUTRAL	1- 0	0- 0	0- 1			
2- 7	0- 1	0- 0	NON-CONFERENCE	0- 2	0- 2	2- 2			
0- 2	0- 0	0- 0	HOME	0- 1	0- 1	0- 0			
2- 5	0- 1	0- 0	AWAY	0- 1	0- 1	2- 2			
0- 0	0- 0	0- 0	NEUTRAL	0- 0	0- 0	0- 0			
8- 10	0- 0	0- 0	CONFERENCE	1- 3	1- 1	6- 6			
5- 3	0- 0	0- 0	HOME	0- 1	0- 1	5- 1			
2- 6	0- 0	0- 0	AWAY	0- 2	1- 0	1- 4			
1- 1	0- 0	0- 0	NEUTRAL	1- 0	0- 0	0- 1			

RPI 1-25				RPI 26-50				RPI 51-100				RPI 101+ Team's RPI: 260			
RPI	S	Opponent	Score	RPI	S	Opponent	Score	RPI	S	Opponent	Score	RPI	S	Opponent	Score
13	A	Florida St.	59 101					82	A	Belmont	61 87	125	A	Jacksonville	54 79
								89	A	Central Ark.	40 50	144	H	Southern Ill.	57 70
								89	H	Central Ark.	51 61	147	A	SIUE	79 76
								95	A	UT Martin	62 92	147	H	SIUE	61 64
								95	H	UT Martin	49 70	180	A	Eastern Ky.	60 72
								95	N	UT Martin	78 76	180	N	Eastern Ky.	52 63
												233	A	Southeast Mo. St.	59 96
												233	H	Southeast Mo. St.	80 61
												256	A	Tennessee St.	58 69
												269	A	Austin Peay	72 81
												269	H	Austin Peay	75 72
												280	H	Tennessee Tech	56 50
												298	H	Jacksonville St.	71 74
												305	H	Morehead St.	83 79
												322	A	Illinois St.	76 81
												330	A	Evansville	73 54
												333	A	Lipscomb	85 93
												339	A	Eastern Ill.	74 71
												339	H	Eastern Ill.	66 56
												346	A	Alabama A&M	76 59
LAST 12 Division I GAMES:															
				180	N	Eastern Ky.	52 63	147	A	SIUE	79 76				
				95	N	UT Martin	78 76	269	H	Austin Peay	75 72				
				95	H	UT Martin	49 70	233	A	Southeast Mo. St.	59 96				
				269	A	Austin Peay	72 81	95	A	UT Martin	62 92				
				339	A	Eastern Ill.	74 71	339	H	Eastern Ill.	66 56				
				233	H	Southeast Mo. St.	80 61	147	H	SIUE	61 64				

Non-Div I Games: Blue Mountain 89 64 Oakland City 91 75

Murray St.

■ Loss,
 ■ Non-Conf,
 ■ S Site,
 ■ Home
 ■ A Away
 N Neutral

N.C. A&T				STRENGTH OF		OPP. STRENGTH		TEAM		CONF.		ADJ CONF.	
Average RPI Win:	296	WON-LOST	WINNING	LAST 10	SCHEDULE	OF SCHEDULE	RPI	ADJ. RPI	RPI	RPI	ADJ RPI	RPI	RPI
Average RPI Loss:	160	RECORD	PCT. RANK	GAMES									
DIV. I ONLY	17- 12	117	8- 2	271	330	177	177	32	32				
DIV. I NON-CONF.	2- 8	288	0- 1	95	103	221	221	30	30				

TOTALS	RPI 1-25	RPI 26-50	W-L RECORDS	RPI 51-100	RPI 101-150	RPI 150+							
17- 12	0- 3	0- 0	OVERALL	0- 2	0- 0	17- 7							
6- 4	0- 0	0- 0	HOME	0- 2	0- 0	6- 2							
6- 7	0- 2	0- 0	AWAY	0- 0	0- 0	6- 5							
5- 1	0- 1	0- 0	NEUTRAL	0- 0	0- 0	5- 0							
2- 8	0- 3	0- 0	NON-CONFERENCE	0- 2	0- 0	2- 3							
0- 2	0- 0	0- 0	HOME	0- 2	0- 0	0- 0							
0- 5	0- 2	0- 0	AWAY	0- 0	0- 0	0- 3							
2- 1	0- 1	0- 0	NEUTRAL	0- 0	0- 0	2- 0							
15- 4	0- 0	0- 0	CONFERENCE	0- 0	0- 0	15- 4							
6- 2	0- 0	0- 0	HOME	0- 0	0- 0	6- 2							
6- 2	0- 0	0- 0	AWAY	0- 0	0- 0	6- 2							
3- 0	0- 0	0- 0	NEUTRAL	0- 0	0- 0	3- 0							

RPI 1-25				RPI 26-50				RPI 51-100				RPI 101+ Team's RPI: 177			
RPI	S	Opponent	Score	RPI	S	Opponent	Score	RPI	S	Opponent	Score	RPI	S	Opponent	Score
2	A	Notre Dame	61 95					54	H	FGCU	36 60	207	H	Hampton	52 55
10	A	Ohio St.	56 89					80	H	VCU	49 64	207	N	Hampton	63 54
19	N	Duquesne	67 81									230	A	Coppin St.	59 65
												230	N	Coppin St.	65 46
												238	A	Navy	48 52
												241	A	Bethune-Cookman	41 65
												241	H	Bethune-Cookman	68 55
												255	A	Morgan St.	65 55
												257	A	Campbell	55 56
												279	H	UMES	50 56
												290	A	Florida A&M	70 66
												290	H	Florida A&M	80 51
												290	N	Florida A&M	67 50
												293	A	South Carolina St.	57 54
												297	A	Savannah St.	69 59
												297	H	Savannah St.	60 31
												301	A	Wichita St.	53 55
												320	N	North Dakota St.	72 64
												321	A	Delaware St.	84 64
												327	H	Howard	88 70
												331	N	Southern Utah	78 65
												347	H	Norfolk St.	64 53
												348	A	N.C. Central	76 54
												348	H	N.C. Central	60 48

LAST 12 Division I GAMES:															
2	A	Notre Dame	61 95	290	A	Florida A&M	70 66								
230	N	Coppin St.	65 46	255	A	Morgan St.	65 55								
207	N	Hampton	63 54	241	H	Bethune-Cookman	68 55								
290	N	Florida A&M	67 50	290	H	Florida A&M	80 51								
348	H	N.C. Central	60 48	348	A	N.C. Central	76 54								
241	A	Bethune-Cookman	41 65	297	H	Savannah St.	60 31								

Non-Div I Games: Pfeiffer 74 55 North Greenville 64 37

N.C. A&T

Loss, Non-Conf, S Site, H Home A Away N Neutral

N.C. Central

Through Games Of April 5, 2016

Average RPI Win:	286	WON-LOST	WINNING	LAST 10	STRENGTH OF	OPP. STRENGTH	TEAM	ADJ.	CONF.	ADJ CONF.
Average RPI Loss:	248	RECORD	PCT. RANK	GAMES	SCHEDULE	OF SCHEDULE	RPI	RPI	RPI	RPI
DIV. I ONLY	4- 23	326	1- 8	344	345	348	348	32	32	
DIV. I NON-CONF.	1- 9	325	0- 0	327	332	349	349	30	30	
TOTALS	RPI 1-25	RPI 26-50	W-L RECORDS	RPI 51-100	RPI 101-150	RPI 150+				
4- 23	0- 0	0- 0	OVERALL	0- 1	0- 1	4- 21				
4- 6	0- 0	0- 0	HOME	0- 0	0- 0	4- 6				
0- 16	0- 0	0- 0	AWAY	0- 1	0- 1	0- 14				
0- 1	0- 0	0- 0	NEUTRAL	0- 0	0- 0	0- 1				
1- 9	0- 0	0- 0	NON-CONFERENCE	0- 1	0- 1	1- 7				
1- 1	0- 0	0- 0	HOME	0- 0	0- 0	1- 1				
0- 8	0- 0	0- 0	AWAY	0- 1	0- 1	0- 6				
0- 0	0- 0	0- 0	NEUTRAL	0- 0	0- 0	0- 0				
3- 14	0- 0	0- 0	CONFERENCE	0- 0	0- 0	3- 14				
3- 5	0- 0	0- 0	HOME	0- 0	0- 0	3- 5				
0- 8	0- 0	0- 0	AWAY	0- 0	0- 0	0- 8				
0- 1	0- 0	0- 0	NEUTRAL	0- 0	0- 0	0- 1				

RPI S	Opponent	Score	RPI S	Opponent	Score	RPI S	Opponent	Score	RPI S	Opponent	Score	Team's RPI: 348
						100 A	Charlotte	52 67	111 A	Nebraska	47 88	
									177 A	N.C. A&T	48 60	
									177 H	N.C. A&T	54 76	
									187 A	Presbyterian	50 60	
									191 A	USC Upstate	46 68	
									207 H	Hampton	42 76	
									219 H	Furman	66 61	
									230 A	Coppin St.	46 63	
									241 A	Bethune-Cookman	50 62	
									241 H	Bethune-Cookman	46 63	
									255 A	Morgan St.	55 66	
									255 N	Morgan St.	42 52	
									257 H	Campbell	48 57	
									279 H	UMES	49 46	
									290 A	Florida A&M	45 55	
									290 H	Florida A&M	54 69	
									293 A	South Carolina St.	51 58	
									297 A	Savannah St.	39 57	
									297 H	Savannah St.	65 61	
									306 A	Wofford	37 60	
									310 A	UNCG	56 103	
									315 A	Longwood	49 60	
									321 A	Delaware St.	56 66	
									327 H	Howard	61 68	
									328 A	Winthrop	39 62	
									347 H	Norfolk St.	63 62	
LAST 12 Division I GAMES:												
255 N	Morgan St.	42 52	290 H	Florida A&M	54 69							
177 A	N.C. A&T	48 60	241 H	Bethune-Cookman	46 63							
297 H	Savannah St.	65 61	177 H	N.C. A&T	54 76							
241 A	Bethune-Cookman	50 62	290 A	Florida A&M	45 55							
255 A	Morgan St.	55 66	321 A	Delaware St.	56 66							
230 A	Coppin St.	46 63	207 H	Hampton	42 76							

Non-Div I Games: Johnson & Wales (NC68 58

N.C. Central

Loss, Non-Conf, S Site, H Home A Away N Neutral

Average RPI Win:	329	WON-LOST	WINNING	LAST 10	STRENGTH OF	OPP. STRENGTH	TEAM	ADJ.	CONF.	ADJ CONF.
Average RPI Loss:	197	RECORD	PCT. RANK	GAMES	SCHEDULE	OF SCHEDULE	RPI	RPI	RPI	RPI
DIV. I ONLY	2- 26	346	1- 9	259	305	341	341	27	27	
DIV. I NON-CONF.	1- 12	337	0- 0	282	327	337	337	27	27	
TOTALS	RPI 1-25	RPI 26-50	W-L RECORDS	RPI 51-100	RPI 101-150	RPI 150+				
2- 26	0- 0	0- 0	OVERALL	0- 6	0- 3	2- 17				
1- 12	0- 0	0- 0	HOME	0- 2	0- 1	1- 9				
1- 14	0- 0	0- 0	AWAY	0- 4	0- 2	1- 8				
0- 0	0- 0	0- 0	NEUTRAL	0- 0	0- 0	0- 0				
1- 12	0- 0	0- 0	NON-CONFERENCE	0- 3	0- 1	1- 8				
0- 6	0- 0	0- 0	HOME	0- 1	0- 0	0- 5				
1- 6	0- 0	0- 0	AWAY	0- 2	0- 1	1- 3				
0- 0	0- 0	0- 0	NEUTRAL	0- 0	0- 0	0- 0				
1- 14	0- 0	0- 0	CONFERENCE	0- 3	0- 2	1- 9				
1- 6	0- 0	0- 0	HOME	0- 1	0- 1	1- 4				
0- 8	0- 0	0- 0	AWAY	0- 2	0- 1	0- 5				
0- 0	0- 0	0- 0	NEUTRAL	0- 0	0- 0	0- 0				

RPI 1-25			RPI 26-50			RPI 51-100				RPI 101+			Team's RPI: 341				
RPI	S	Opponent	Score	RPI	S	Opponent	Score	RPI	S	Opponent	Score	RPI	S	Opponent	Score		
								54	A	FGCU	31	60	125	A	Jacksonville	37	68
								54	A	FGCU	37	70	125	H	Jacksonville	36	65
								54	H	FGCU	32	53	131	A	Marshall	50	63
								60	H	Army West Point	35	71	169	A	Stetson	55	60
								86	A	Minnesota	50	83	169	H	Stetson	56	74
								91	A	Virginia	54	81	191	A	USC Upstate	47	67
													191	H	USC Upstate	41	58
													211	H	Brown	49	74
													214	H	Lehigh	47	75
													220	H	Dartmouth	39	46
													223	A	Binghamton	50	54
													249	A	Columbia	52	72
													277	H	Vermont	46	54
													289	A	Kennesaw St.	48	64
													289	H	Kennesaw St.	77	82
													320	H	North Dakota St.	59	64
													324	A	LIU Brooklyn	53	44
													325	A	North Florida	49	72
													325	H	North Florida	51	68
													333	A	Lipscomb	49	63
													333	H	Lipscomb	61	51
													343	A	Wagner	53	76
LAST 12 Division I GAMES:																	
				54	A	FGCU	31	60		333	A	Lipscomb	49	63			
				191	A	USC Upstate	47	67		289	H	Kennesaw St.	77	82			
				325	A	North Florida	49	72		333	H	Lipscomb	61	51			
				125	A	Jacksonville	37	68		289	A	Kennesaw St.	48	64			
				169	H	Stetson	56	74		125	H	Jacksonville	36	65			
				54	H	FGCU	32	53		325	H	North Florida	51	68			

Non-Div I Games: St. Joseph (VT) 71 50 St. Joseph's (Brklr) 78 41

NJIT

Loss, Non-Conf, S Site, H Home A Away N Neutral

Average RPI Win: 266	WON-LOST	WINNING	LAST 10	STRENGTH OF	OPP. STRENGTH	TEAM	ADJ.	CONF.	ADJ CONF.
Average RPI Loss: 166	RECORD	PCT. RANK	GAMES	SCHEDULE	OF SCHEDULE	RPI	RPI	RPI	RPI
DIV. I ONLY	14- 15	179	5- 5	269	296	238	238	26	26
DIV. I NON-CONF.	5- 5	151	0- 0	232	270	209	209	28	28
TOTALS	RPI 1-25	RPI 26-50	W-L RECORDS	RPI 51-100	RPI 101-150	RPI 150+			
14- 15	0- 0	0- 2	OVERALL	0- 5	1- 0	13- 8			
10- 5	0- 0	0- 1	HOME	0- 2	1- 0	9- 2			
4- 9	0- 0	0- 1	AWAY	0- 2	0- 0	4- 6			
0- 1	0- 0	0- 0	NEUTRAL	0- 1	0- 0	0- 0			
5- 5	0- 0	0- 2	NON-CONFERENCE	0- 1	1- 0	4- 2			
4- 2	0- 0	0- 1	HOME	0- 0	1- 0	3- 1			
1- 3	0- 0	0- 1	AWAY	0- 1	0- 0	1- 1			
0- 0	0- 0	0- 0	NEUTRAL	0- 0	0- 0	0- 0			
9- 10	0- 0	0- 0	CONFERENCE	0- 4	0- 0	9- 6			
6- 3	0- 0	0- 0	HOME	0- 2	0- 0	6- 1			
3- 6	0- 0	0- 0	AWAY	0- 1	0- 0	3- 5			
0- 1	0- 0	0- 0	NEUTRAL	0- 1	0- 0	0- 0			

RPI S	Opponent	Score	RPI S	Opponent	Score	RPI S	Opponent	Score	RPI S	Opponent	Score	Team's RPI: 238
32	A Penn	43 57	60	H Army West Point	34 49	101	H Elon	73 70				
48	H Colorado St.	73 82	60	N Army West Point	38 75	177	H N.C. A&T	52 48				
			63	A Hofstra	63 65	204	A Loyola Maryland	38 51				
			92	A Bucknell	52 64	204	A Loyola Maryland	42 44				
			92	H Bucknell	41 51	204	H Loyola Maryland	45 38				
						214	A Lehigh	62 54				
						214	H Lehigh	48 51				
						222	A Kansas	54 61				
						232	H Siena	59 58				
						254	A Holy Cross	49 57				
						254	H Holy Cross	50 49				
						274	A American	56 61				
						274	H American	65 52				
						295	A Colgate	62 58				
						295	H Colgate	51 41				
						324	H LIU Brooklyn	66 68				
						329	A Lafayette	65 58				
						329	H Lafayette	64 48				
						338	A Saint Peter's	50 39				
						342	H Air Force	64 46				
						344	A Boston U.	49 51				
						344	H Boston U.	67 56				
LAST 12 Division I GAMES:												
204	A Loyola Maryland	42 44	329	H Lafayette	64 48							
274	A American	56 61	204	H Loyola Maryland	45 38							
92	A Bucknell	52 64	295	A Colgate	62 58							
274	H American	65 52	344	A Boston U.	49 51							
60	H Army West Point	34 49	254	H Holy Cross	50 49							
214	A Lehigh	62 54	60	N Army West Point	38 75							

Non-Div I Games: Johns Hopkins 77 45

Navy

Nebraska

Through Games Of April 5, 2016

Average RPI Win:	167	WON-LOST	WINNING	LAST 10	STRENGTH OF	OPP. STRENGTH	TEAM	ADJ.	CONF.	ADJ CONF.
Average RPI Loss:	57	RECORD	PCT. RANK	GAMES	SCHEDULE	OF SCHEDULE	RPI	RPI	RPI	RPI
DIV. I ONLY	18- 13	121	3- 7	98	48	111	111	5	5	
DIV. I NON-CONF.	9- 3	55	0- 1	248	139	124	124	5	5	
TOTALS	RPI 1-25	RPI 26-50	W-L RECORDS	RPI 51-100	RPI 101-150	RPI 150+				
18- 13	1- 3	1- 2	OVERALL	4- 7	5- 1	7- 0				
15- 4	1- 0	1- 1	HOME	2- 3	4- 0	7- 0				
3- 8	0- 3	0- 1	AWAY	2- 3	1- 1	0- 0				
0- 1	0- 0	0- 0	NEUTRAL	0- 1	0- 0	0- 0				
9- 3	0- 1	1- 0	NON-CONFERENCE	1- 2	2- 0	5- 0				
9- 1	0- 0	1- 0	HOME	1- 1	2- 0	5- 0				
0- 2	0- 1	0- 0	AWAY	0- 1	0- 0	0- 0				
0- 0	0- 0	0- 0	NEUTRAL	0- 0	0- 0	0- 0				
9- 10	1- 2	0- 2	CONFERENCE	3- 5	3- 1	2- 0				
6- 3	1- 0	0- 1	HOME	1- 2	2- 0	2- 0				
3- 6	0- 2	0- 1	AWAY	2- 2	1- 1	0- 0				
0- 1	0- 0	0- 0	NEUTRAL	0- 1	0- 0	0- 0				

RPI	S	Opponent	Score	RPI	S	Opponent	Score	RPI	S	Opponent	Score	RPI	S	Opponent	Score	Team's RPI: 111
1	A	UConn	46 88	40	H	Arkansas St.	79 71	53	H	North Carolina St.	88 67	109	A	Northwestern	62 85	
10	A	Ohio St.	70 96	43	A	Indiana	47 59	59	A	Michigan	93 81	109	H	Northwestern	76 67	
11	A	Maryland	50 89	43	H	Indiana	68 79	66	A	Rutgers	56 66	118	H	Creighton	65 63	
18	H	Michigan St.	73 66					66	H	Rutgers	65 54	139	A	Penn St.	83 78	
								66	N	Rutgers	63 66	139	H	Penn St.	87 69	
								68	H	Iowa	68 74	145	H	Southern U.	89 38	
								72	A	Purdue	62 61	188	H	Illinois	73 57	
								72	H	Purdue	50 68	203	H	Wisconsin	75 62	
								84	A	California	80 87	309	H	Northern Ariz.	90 67	
								85	H	UNI	62 64	325	H	North Florida	91 46	
								86	A	Minnesota	73 110	330	H	Evansville	85 40	
												336	H	Ark.-Pine Bluff	96 46	
												348	H	N.C. Central	88 47	
LAST 12 Division I GAMES:																
85	H	UNI	62 64	18	H	Michigan St.	73 66									
66	N	Rutgers	63 66	86	A	Minnesota	73 110									
109	H	Northwestern	76 67	43	A	Indiana	47 59									
43	H	Indiana	68 79	139	H	Penn St.	87 69									
72	H	Purdue	50 68	66	A	Rutgers	56 66									
10	A	Ohio St.	70 96	203	H	Wisconsin	75 62									

Non-Div I Games:

Nebraska

■ Loss,
 ■ Non-Conf, S Site,
 ■ Home
 ■ Away
 N Neutral

Average RPI Win: 264	WON-LOST	WINNING	LAST 10	STRENGTH OF	OPP. STRENGTH	TEAM	ADJ.	CONF.	ADJ CONF.
Average RPI Loss: 174	RECORD	PCT. RANK	GAMES	SCHEDULE	OF SCHEDULE	RPI	RPI	RPI	RPI
DIV. I ONLY	4- 25	329	1- 9	205	245	326	326	20	20
DIV. I NON-CONF.	0- 10	338	0- 0	223	266	338	338	21	21
TOTALS	RPI 1-25	RPI 26-50	W-L RECORDS	RPI 51-100	RPI 101-150	RPI 150+			
4- 25	0- 0	0- 2	OVERALL	0- 6	0- 0	4- 17			
3- 11	0- 0	0- 1	HOME	0- 4	0- 0	3- 6			
1- 11	0- 0	0- 1	AWAY	0- 1	0- 0	1- 9			
0- 3	0- 0	0- 0	NEUTRAL	0- 1	0- 0	0- 2			
0- 10	0- 0	0- 0	NON-CONFERENCE	0- 4	0- 0	0- 6			
0- 5	0- 0	0- 0	HOME	0- 3	0- 0	0- 2			
0- 3	0- 0	0- 0	AWAY	0- 0	0- 0	0- 3			
0- 2	0- 0	0- 0	NEUTRAL	0- 1	0- 0	0- 1			
4- 15	0- 0	0- 2	CONFERENCE	0- 2	0- 0	4- 11			
3- 6	0- 0	0- 1	HOME	0- 1	0- 0	3- 4			
1- 8	0- 0	0- 1	AWAY	0- 1	0- 0	1- 6			
0- 1	0- 0	0- 0	NEUTRAL	0- 0	0- 0	0- 1			

N
e
v
a
d
aN
e
v
a
d
a

RPI 1-25				RPI 26-50				RPI 51-100				RPI 101+				Team's RPI: 326	
RPI	S	Opponent	Score	RPI	S	Opponent	Score	RPI	S	Opponent	Score	RPI	S	Opponent	Score		
				48	A	Colorado St.	56 74	62	H	Middle Tenn.	46 90	153	A	Boise St.	58 66		
				48	H	Colorado St.	37 64	76	H	San Francisco	62 70	153	H	Boise St.	61 64		
								78	H	San Diego	47 84	161	H	Montana St.	53 66		
								93	N	Washington St.	57 70	172	A	New Mexico	42 66		
								97	A	Fresno St.	56 65	172	H	New Mexico	47 51		
								97	H	Fresno St.	59 67	189	A	Pacific	52 74		
												201	H	San Jose St.	63 76		
												205	H	Utah Valley	65 73		
												212	A	UNLV	59 65		
												212	H	UNLV	71 65		
												235	A	Utah St.	55 70		
												235	H	Utah St.	66 79		
												235	N	Utah St.	35 59		
												242	A	San Diego St.	70 64		
												247	N	Loyola Marymount	58 69		
												250	A	Ill.-Chicago	55 70		
												259	A	Wyoming	53 68		
												259	H	Wyoming	68 65		
												337	A	UC Irvine	64 68		
												342	A	Air Force	53 59		
												342	H	Air Force	68 57		
LAST 12 Division I GAMES:																	
				235	N	Utah St.	35 59	201	H	San Jose St.	63 76						
				172	A	New Mexico	42 66	97	A	Fresno St.	56 65						
				153	H	Boise St.	61 64	342	A	Air Force	53 59						
				48	A	Colorado St.	56 74	48	H	Colorado St.	37 64						
				235	A	Utah St.	55 70	235	H	Utah St.	66 79						
				212	H	UNLV	71 65	242	A	San Diego St.	70 64						

Non-Div I Games: San Fran. St. 57 51

Nevada

New Hampshire

Through Games Of April 5, 2016

Average RPI Win:	247	WON-LOST	WINNING	LAST 10	STRENGTH OF	OPP. STRENGTH	TEAM	ADJ.	CONF.	ADJ CONF.
Average RPI Loss:	150	RECORD	PCT. RANK	GAMES	SCHEDULE	OF SCHEDULE	RPI	RPI	RPI	RPI
DIV. I ONLY	11- 18	246	5- 5	196	234	240	240	17	17	
DIV. I NON-CONF.	5- 7	197	0- 0	239	278	215	215	18	18	
TOTALS	RPI 1-25	RPI 26-50	W-L RECORDS	RPI 51-100	RPI 101-150	RPI 150+				
11- 18	0- 0	0- 3	OVERALL	0- 3	0- 1	11- 11				
6- 7	0- 0	0- 2	HOME	0- 1	0- 0	6- 4				
5- 10	0- 0	0- 0	AWAY	0- 0	0- 0	5- 2				
0- 1	0- 0	0- 0	NEUTRAL	0- 1	0- 0	0- 0				
5- 7	0- 0	0- 1	NON-CONFERENCE	0- 0	0- 1	5- 5				
2- 3	0- 0	0- 1	HOME	0- 0	0- 0	2- 2				
3- 4	0- 0	0- 0	AWAY	0- 0	0- 1	3- 3				
0- 0	0- 0	0- 0	NEUTRAL	0- 0	0- 0	0- 0				
6- 11	0- 0	0- 2	CONFERENCE	0- 3	0- 0	6- 6				
4- 4	0- 0	0- 1	HOME	0- 1	0- 0	4- 2				
2- 6	0- 0	0- 1	AWAY	0- 1	0- 0	2- 4				
0- 1	0- 0	0- 0	NEUTRAL	0- 1	0- 0	0- 0				

RPI S	Opponent	Score	RPI S	Opponent	Score	RPI S	Opponent	Score	RPI S	Opponent	Score	Team's RPI: 240
32	H Penn	60 67	67	A Maine	55 59	120	A Boston College	51 71				
38	A Albany (NY)	48 85	67	H Maine	52 62	151	A North Carolina	60 65				
38	H Albany (NY)	52 78	67	N Maine	47 58	154	H Northeastern	54 66				
						158	A Stony Brook	54 63				
						158	H Stony Brook	49 46				
						162	A Yale	46 63				
						182	A UMBC	67 59				
						182	H UMBC	55 65				
						198	A Sacred Heart	81 69				
						220	A Dartmouth	61 57				
						221	A Hartford	44 48				
						221	H Hartford	53 42				
						223	A Binghamton	50 51				
						223	H Binghamton	64 49				
						232	H Siena	53 57				
						237	A Bryant	42 55				
						248	H Manhattan	72 57				
						275	A Central Conn. St.	64 50				
						277	A Vermont	63 83				
						277	H Vermont	59 63				
						323	A UMass Lowell	63 55				
						323	H UMass Lowell	65 61				
						344	H Boston U.	69 52				
LAST 12 Division I GAMES:												
67	N Maine	47 58	38	A Albany (NY)	48 85							
182	A UMBC	67 59	67	A Maine	55 59							
277	H Vermont	59 63	223	H Binghamton	64 49							
221	H Hartford	53 42	182	H UMBC	55 65							
323	A UMass Lowell	63 55	277	A Vermont	63 83							
158	H Stony Brook	49 46	221	A Hartford	44 48							

Non-Div I Games: Colby-Sawyer 72 41

New Hampshire

Loss, Non-Conf, S Site, H Home A Away N Neutral

Average RPI Win:	248	WON-LOST	WINNING	LAST 10	STRENGTH OF	OPP. STRENGTH	TEAM	ADJ.	CONF.	ADJ CONF.
Average RPI Loss:	132	RECORD	PCT. RANK	GAMES	SCHEDULE	OF SCHEDULE	RPI	RPI	RPI	RPI
DIV. I ONLY	17- 15	154	5- 5	181	233	172	172	20	20	
DIV. I NON-CONF.	7- 5	128	0- 1	90	274	129	129	21	21	
TOTALS	RPI 1-25	RPI 26-50	W-L RECORDS	RPI 51-100	RPI 101-150	RPI 150+				
17- 15	0- 1	0- 3	OVERALL	1- 4	0- 0	16- 7				
10- 7	0- 1	0- 1	HOME	0- 2	0- 0	10- 3				
6- 7	0- 0	0- 1	AWAY	1- 2	0- 0	5- 4				
1- 1	0- 0	0- 1	NEUTRAL	0- 0	0- 0	1- 0				
7- 5	0- 1	0- 1	NON-CONFERENCE	1- 2	0- 0	6- 1				
5- 3	0- 1	0- 0	HOME	0- 1	0- 0	5- 1				
2- 2	0- 0	0- 1	AWAY	1- 1	0- 0	1- 0				
0- 0	0- 0	0- 0	NEUTRAL	0- 0	0- 0	0- 0				
10- 10	0- 0	0- 2	CONFERENCE	0- 2	0- 0	10- 6				
5- 4	0- 0	0- 1	HOME	0- 1	0- 0	5- 2				
4- 5	0- 0	0- 0	AWAY	0- 1	0- 0	4- 4				
1- 1	0- 0	0- 1	NEUTRAL	0- 0	0- 0	1- 0				

RPI 1-25				RPI 26-50				RPI 51-100				RPI 101+ Team's RPI: 172			
RPI	S	Opponent	Score	RPI	S	Opponent	Score	RPI	S	Opponent	Score	RPI	S	Opponent	Score
19	H	Duquesne	69 78	36	A	UTEP	62 70	86	A	Minnesota	72 53	152	H	Weber St.	67 75
				48	H	Colorado St.	48 49	94	A	New Mexico St.	59 78	153	A	Boise St.	70 60
				48	N	Colorado St.	42 60	94	H	New Mexico St.	47 52	153	H	Boise St.	60 81
								97	A	Fresno St.	43 51	175	H	Sacramento St.	84 71
								97	H	Fresno St.	65 69	197	A	SMU	63 58
												201	A	San Jose St.	58 59
												201	H	San Jose St.	71 57
												201	N	San Jose St.	65 51
												212	A	UNLV	48 57
												212	H	UNLV	67 53
												235	A	Utah St.	56 72
												235	H	Utah St.	73 70
												242	A	San Diego St.	64 45
												242	H	San Diego St.	46 51
												259	A	Wyoming	48 66
												261	H	Houston Baptist	65 57
												268	H	Pepperdine	60 52
												311	H	Nicholls St.	83 43
												326	A	Nevada	51 47
												326	H	Nevada	66 42
												331	H	Southern Utah	70 48
												342	A	Air Force	63 33
												342	H	Air Force	58 36
LAST 12 Division I GAMES:															
152	H	Weber St.	67 75	48	H	Colorado St.	48 49	153	A	Boise St.	70 60	201	A	San Jose St.	58 59
48	N	Colorado St.	42 60	342	H	Air Force	58 36	235	H	Utah St.	73 70	242	H	San Diego St.	46 51
201	N	San Jose St.	65 51	201	A	San Jose St.	58 59	242	H	San Diego St.	46 51				
326	H	Nevada	66 42												
242	A	San Diego St.	64 45												
97	A	Fresno St.	43 51												

Non-Div I Games:

New Mexico

■ Loss,
 ■ Non-Conf, S Site,
 ■ Home
 ■ Away
 N Neutral

Average RPI Win:	245	WON-LOST	WINNING	LAST 10	STRENGTH OF	OPP. STRENGTH	TEAM	ADJ.	CONF.	ADJ CONF.
Average RPI Loss:	87	RECORD	PCT. RANK	GAMES	SCHEDULE	OF SCHEDULE	RPI	RPI	RPI	RPI
DIV. I ONLY	24- 5	17	8- 2	300	235	94	94	29	29	
DIV. I NON-CONF.	9- 4	88	0- 1	254	107	120	120	25	25	
TOTALS	RPI 1-25	RPI 26-50	W-L RECORDS	RPI 51-100	RPI 101-150	RPI 150+				
24- 5	0- 1	0- 1	OVERALL	0- 1	1- 1	23- 1				
11- 2	0- 0	0- 1	HOME	0- 0	1- 0	10- 1				
10- 2	0- 1	0- 0	AWAY	0- 0	0- 1	10- 0				
3- 1	0- 0	0- 0	NEUTRAL	0- 1	0- 0	3- 0				
9- 4	0- 1	0- 1	NON-CONFERENCE	0- 1	1- 1	8- 0				
5- 1	0- 0	0- 1	HOME	0- 0	1- 0	4- 0				
3- 2	0- 1	0- 0	AWAY	0- 0	0- 1	3- 0				
1- 1	0- 0	0- 0	NEUTRAL	0- 1	0- 0	1- 0				
15- 1	0- 0	0- 0	CONFERENCE	0- 0	0- 0	15- 1				
6- 1	0- 0	0- 0	HOME	0- 0	0- 0	6- 1				
7- 0	0- 0	0- 0	AWAY	0- 0	0- 0	7- 0				
2- 0	0- 0	0- 0	NEUTRAL	0- 0	0- 0	2- 0				

RPI 1-25				RPI 26-50				RPI 51-100				Team's RPI: 94	RPI 101+			
RPI	S	Opponent	Score	RPI	S	Opponent	Score	RPI	S	Opponent	Score		RPI	S	Opponent	Score
12	A	Arizona St.	52 74	36	H	UTEP	65 71	77	N	Vanderbilt	45 71		126	A	Arizona	64 68
													138	H	Northwestern St.	65 54
													172	A	New Mexico	52 47
													172	H	New Mexico	78 59
													175	H	Sacramento St.	80 77
													186	A	UTRGV	68 57
													186	H	UTRGV	55 66
													186	N	UTRGV	80 53
													201	A	San Jose St.	75 66
													205	A	Utah Valley	59 53
													205	H	Utah Valley	73 68
													205	N	Utah Valley	58 44
													217	A	CSU Bakersfield	67 59
													217	H	CSU Bakersfield	86 63
													234	A	Grand Canyon	64 44
													234	H	Grand Canyon	60 58
													273	A	Seattle	66 56
													273	H	Seattle	69 54
													308	A	UMKC	68 62
													308	H	UMKC	78 74
													309	H	Northern Ariz.	87 53
													312	N	A&M-Corpus Christi	70 51
													320	A	North Dakota St.	79 69
													331	H	Southern Utah	74 60
													345	A	Chicago St.	70 60
													345	H	Chicago St.	76 63
LAST 12 Division I GAMES:																
12	A	Arizona St.	52 74	217	A	CSU Bakersfield	67 59	345	H	Chicago St.	76 63					
186	N	UTRGV	80 53	205	A	Utah Valley	59 53	234	A	Grand Canyon	64 44					
205	N	Utah Valley	58 44	186	H	UTRGV	55 66	186	A	UTRGV	68 57					
186	H	UTRGV	55 66	273	A	Seattle	66 56	217	H	CSU Bakersfield	86 63					
308	H	UMKC	78 74													
273	A	Seattle	66 56													

Non-Div I Games: Eastern N.M. 76 61 Western N.M. 68 39

New Mexico St.

Loss, Non-Conf, S Site, H Home A Away N Neutral

Average RPI Win:	300	WON-LOST	WINNING	LAST 10	STRENGTH OF	OPP. STRENGTH	TEAM	ADJ.	CONF.	ADJ CONF.
Average RPI Loss:	201	RECORD	PCT. RANK	GAMES	SCHEDULE	OF SCHEDULE	RPI	RPI	RPI	RPI
DIV. I ONLY	6- 19	301	2- 8	325	303	334	334	28	28	
DIV. I NON-CONF.	1- 6	311	0- 0	332	301	347	347	26	26	
TOTALS	RPI 1-25	RPI 26-50	W-L RECORDS	RPI 51-100	RPI 101-150	RPI 150+				
6- 19	0- 0	0- 0	OVERALL	0- 4	0- 5	6- 10				
5- 6	0- 0	0- 0	HOME	0- 1	0- 2	5- 3				
1- 12	0- 0	0- 0	AWAY	0- 0	0- 1	1- 1				
0- 1	0- 0	0- 0	NEUTRAL	0- 0	0- 0	0- 1				
1- 6	0- 0	0- 0	NON-CONFERENCE	0- 1	0- 1	1- 4				
1- 1	0- 0	0- 0	HOME	0- 0	0- 0	1- 1				
0- 4	0- 0	0- 0	AWAY	0- 1	0- 1	0- 2				
0- 1	0- 0	0- 0	NEUTRAL	0- 0	0- 0	0- 1				
5- 13	0- 0	0- 0	CONFERENCE	0- 3	0- 4	5- 6				
4- 5	0- 0	0- 0	HOME	0- 1	0- 2	4- 2				
1- 8	0- 0	0- 0	AWAY	0- 2	0- 2	1- 4				
0- 0	0- 0	0- 0	NEUTRAL	0- 0	0- 0	0- 0				

RPI S	Opponent	Score	RPI S	Opponent	Score	RPI S	Opponent	Score	RPI S	Opponent	Score	Team's RPI: 334
						75	A Abilene Christian	70 80	138	A Northwestern St.	53 70	
						89	A Central Ark.	55 67	138	H Northwestern St.	46 58	
						89	H Central Ark.	44 59	142	A Arkansas	41 73	
						96	A TCU	36 85	148	A McNeese St.	63 92	
									148	H McNeese St.	74 77	
									179	A Ole Miss	59 97	
									208	A Sam Houston St.	52 64	
									210	H SFA	58 57	
									261	H Houston Baptist	51 71	
									283	A Lamar	52 79	
									289	A Kennesaw St.	53 60	
									290	N Florida A&M	60 71	
									307	H Jackson St.	85 68	
									310	H UNCG	79 81	
									311	A Nicholls St.	55 70	
									311	H Nicholls St.	62 55	
									312	A A&M-Corpus Christi	59 73	
									312	H A&M-Corpus Christi	64 75	
									319	A Southeastern La.	62 51	
									319	H Southeastern La.	57 55	
									332	H Incarnate Word	55 49	
LAST 12 Division I GAMES:												
138	H	Northwestern St.	46	58	312	H	A&M-Corpus Christi	64	75			
319	H	Southeastern La.	57	55	89	A	Central Ark.	55	67			
75	A	Abilene Christian	70	80	148	A	McNeese St.	63	92			
311	A	Nicholls St.	55	70	148	H	McNeese St.	74	77			
138	A	Northwestern St.	53	70	311	H	Nicholls St.	62	55			
319	A	Southeastern La.	62	51	312	A	A&M-Corpus Christi	59	73			

Non-Div I Games: LSU-Alexandria 93 75 Trinity Baptist 109 46

New Orleans

Loss, Non-Conf, S Site, H Home A Away N Neutral

Niagara

Through Games Of April 5, 2016

Average RPI Win: 275	WON-LOST	WINNING	LAST 10	STRENGTH OF	OPP. STRENGTH	TEAM	ADJ.	CONF.	ADJ CONF.
Average RPI Loss: 172	RECORD	PCT. RANK	GAMES	SCHEDULE	OF SCHEDULE	RPI	RPI	RPI	RPI
DIV. I ONLY	8- 23	295	2- 8	250	239	292	292	23	23
DIV. I NON-CONF.	2- 7	280	0- 0	238	184	277	277	23	23
TOTALS	RPI 1-25	RPI 26-50	W-L RECORDS	RPI 51-100	RPI 101-150	RPI 150+			
8- 23	0- 0	0- 1	OVERALL	0- 5	0- 3	8- 14			
3- 11	0- 0	0- 0	HOME	0- 2	0- 2	3- 7			
4- 11	0- 0	0- 1	AWAY	0- 2	0- 1	4- 7			
1- 1	0- 0	0- 0	NEUTRAL	0- 1	0- 0	1- 0			
2- 7	0- 0	0- 1	NON-CONFERENCE	0- 0	0- 3	2- 3			
1- 3	0- 0	0- 0	HOME	0- 0	0- 2	1- 1			
1- 4	0- 0	0- 1	AWAY	0- 0	0- 1	1- 2			
0- 0	0- 0	0- 0	NEUTRAL	0- 0	0- 0	0- 0			
6- 16	0- 0	0- 0	CONFERENCE	0- 5	0- 0	6- 11			
2- 8	0- 0	0- 0	HOME	0- 2	0- 0	2- 6			
3- 7	0- 0	0- 0	AWAY	0- 2	0- 0	3- 5			
1- 1	0- 0	0- 0	NEUTRAL	0- 1	0- 0	1- 0			

RPI S	Opponent	Score	RPI S	Opponent	Score	RPI S	Opponent	Score	RPI S	Opponent	Score	Team's RPI: 292
			30 A	St. Bonaventure	55 67	87 A	Quinnipiac	52 70	106 H	Buffalo	48 57	
						87 H	Quinnipiac	54 61	129 H	Youngstown St.	54 71	
						87 N	Quinnipiac	51 74	143 A	Texas Tech	45 79	
						99 A	Iona	46 73	160 A	Detroit	75 80	
						99 H	Iona	52 73	165 A	Marist	50 63	
									165 H	Marist	68 82	
									202 A	Fairfield	43 61	
									202 H	Fairfield	56 55	
									215 H	Oakland	67 77	
									220 A	Dartmouth	47 60	
									227 A	Canisius	45 54	
									227 H	Canisius	66 68	
									227 N	Canisius	65 64	
									232 A	Siena	54 45	
									232 H	Siena	51 59	
									246 A	Monmouth	60 83	
									246 H	Monmouth	55 68	
									248 A	Manhattan	62 80	
									248 H	Manhattan	49 58	
									264 H	Cleveland St.	73 72	
									285 A	Rider	67 57	
									285 H	Rider	72 76	
									316 A	Mt. St. Mary's	53 51	
									338 A	Saint Peter's	52 48	
									338 H	Saint Peter's	51 46	
LAST 12 Division I GAMES:												
			87 N	Quinnipiac	51 74	285 H	Rider	72 76				
			227 N	Canisius	65 64	165 H	Marist	68 82				
			232 A	Siena	54 45	87 A	Quinnipiac	52 70				
			227 A	Canisius	45 54	202 A	Fairfield	43 61				
			248 H	Manhattan	49 58	99 H	Iona	52 73				
			246 H	Monmouth	55 68	227 H	Canisius	66 68				

Non-Div I Games:

Niagara

■ Loss,
■ Non-Conf,
■ S Site,
■ H Home
■ A Away
N Neutral

Average RPI Win:	269	WON-LOST	WINNING	LAST 10	STRENGTH OF	OPP. STRENGTH	TEAM	ADJ.	CONF.	ADJ CONF.
Average RPI Loss:	202	RECORD	PCT. RANK	GAMES	SCHEDULE	OF SCHEDULE	RPI	RPI	RPI	RPI
DIV. I ONLY	9- 19	270	3- 7	326	316	311	311	28	28	
DIV. I NON-CONF.	1- 8	319	0- 0	316	345	345	345	26	26	
TOTALS	RPI 1-25	RPI 26-50	W-L RECORDS	RPI 51-100	RPI 101-150	RPI 150+				
9- 19	0- 0	0- 0	OVERALL	0- 3	2- 4	7- 12				
5- 8	0- 0	0- 0	HOME	0- 2	2- 0	3- 6				
3- 9	0- 0	0- 0	AWAY	0- 1	0- 3	3- 5				
1- 2	0- 0	0- 0	NEUTRAL	0- 0	0- 1	1- 1				
1- 8	0- 0	0- 0	NON-CONFERENCE	0- 0	0- 2	1- 6				
0- 4	0- 0	0- 0	HOME	0- 0	0- 0	0- 4				
0- 3	0- 0	0- 0	AWAY	0- 0	0- 1	0- 2				
1- 1	0- 0	0- 0	NEUTRAL	0- 0	0- 1	1- 0				
8- 11	0- 0	0- 0	CONFERENCE	0- 3	2- 2	6- 6				
5- 4	0- 0	0- 0	HOME	0- 2	2- 0	3- 2				
3- 6	0- 0	0- 0	AWAY	0- 1	0- 2	3- 3				
0- 1	0- 0	0- 0	NEUTRAL	0- 0	0- 0	0- 1				

RPI S	Opponent	Score	RPI S	Opponent	Score	RPI S	Opponent	Score	RPI S	Opponent	Score	Team's RPI: 311
						75	H Abilene Christian	68 71	112	A Troy	51 104	
						89	A Central Ark.	51 56	115	N Samford	43 45	
						89	H Central Ark.	65 71	138	A Northwestern St.	62 66	
									138	H Northwestern St.	70 61	
									148	A McNeese St.	62 96	
									148	H McNeese St.	85 81	
									172	A New Mexico	43 83	
									184	H Grambling	65 69	
									206	H Louisiana Tech	55 58	
									208	A Sam Houston St.	67 63	
									208	N Sam Houston St.	64 73	
									210	H SFA	67 89	
									261	A Houston Baptist	71 80	
									270	A La.-Monroe	57 69	
									278	H Prairie View	70 81	
									283	H Lamar	69 59	
									298	H Jacksonville St.	49 63	
									312	A A&M-Corpus Christi	64 62	
									319	A Southeastern La.	68 78	
									319	H Southeastern La.	70 52	
									332	A Incarnate Word	66 64	
									332	H Incarnate Word	61 63	
									334	A New Orleans	55 62	
									334	H New Orleans	70 55	
									349	N Mississippi Val.	63 54	
LAST 12 Division I GAMES:												
			208	N Sam Houston St.	64 73	138	A Northwestern St.	62 66				
			319	H Southeastern La.	70 52	319	A Southeastern La.	68 78				
			89	A Central Ark.	51 56	148	H McNeese St.	85 81				
			148	A McNeese St.	62 96	332	H Incarnate Word	61 63				
			334	H New Orleans	70 55	332	A Incarnate Word	66 64				
			210	H SFA	67 89	334	A New Orleans	55 62				

Non-Div I Games: Southern-N.O. 98 65

Nicholls St.

■ Loss,
 ■ Non-Conf, S Site,
 ■ Home
 ■ Away
 N Neutral

Average RPI Win:	271	WON-LOST	WINNING	LAST 10	STRENGTH OF	OPP. STRENGTH	TEAM	ADJ.	CONF.	ADJ CONF.
Average RPI Loss:	236	RECORD	PCT. RANK	GAMES	SCHEDULE	OF SCHEDULE	RPI	RPI	RPI	RPI
DIV. I ONLY	3- 24	339	3- 7	336	333	347	347	32	32	
DIV. I NON-CONF.	0- 10	338	0- 0	271	287	346	346	30	30	
TOTALS	RPI 1-25	RPI 26-50	W-L RECORDS	RPI 51-100	RPI 101-150	RPI 150+				
3- 24	0- 1	0- 0	OVERALL	0- 1	0- 1	3- 21				
1- 10	0- 0	0- 0	HOME	0- 0	0- 0	1- 10				
2- 11	0- 1	0- 0	AWAY	0- 1	0- 1	2- 8				
0- 3	0- 0	0- 0	NEUTRAL	0- 0	0- 0	0- 3				
0- 10	0- 1	0- 0	NON-CONFERENCE	0- 1	0- 1	0- 7				
0- 3	0- 0	0- 0	HOME	0- 0	0- 0	0- 3				
0- 5	0- 1	0- 0	AWAY	0- 1	0- 1	0- 2				
0- 2	0- 0	0- 0	NEUTRAL	0- 0	0- 0	0- 2				
3- 14	0- 0	0- 0	CONFERENCE	0- 0	0- 0	3- 14				
1- 7	0- 0	0- 0	HOME	0- 0	0- 0	1- 7				
2- 6	0- 0	0- 0	AWAY	0- 0	0- 0	2- 6				
0- 1	0- 0	0- 0	NEUTRAL	0- 0	0- 0	0- 1				

RPI S	Opponent	Score	RPI S	Opponent	Score	RPI S	Opponent	Score	RPI S	Opponent	Score	Team's RPI: 347
21	A Mississippi St.	34 92				91	A Virginia	50 86	131	A Marshall	67 81	
									177	A N.C. A&T	53 64	
									191	H USC Upstate	62 82	
									204	A Loyola Maryland	67 75	
									207	A Hampton	62 73	
									207	H Hampton	71 66	
									215	H Oakland	73 83	
									218	A William & Mary	47 67	
									230	A Coppin St.	44 69	
									230	H Coppin St.	47 56	
									230	N Coppin St.	54 78	
									241	H Bethune-Cookman	45 53	
									255	A Morgan St.	58 67	
									255	H Morgan St.	56 59	
									276	H UNCW	57 61	
									279	A UMES	74 63	
									281	N La Salle	59 67	
									290	H Florida A&M	67 83	
									293	H South Carolina St.	52 60	
									297	H Savannah St.	53 68	
									321	A Delaware St.	61 64	
									327	A Howard	110 108	
									327	H Howard	63 64	
									335	N St. Francis Brooklyn	55 59	
									348	A N.C. Central	62 63	
LAST 12 Division I GAMES:												
230	N	Coppin St.	54	78	279	A	UMES	74	63			
207	H	Hampton	71	66	327	A	Howard	110	108			
327	H	Howard	63	64	207	A	Hampton	62	73			
230	H	Coppin St.	47	56	297	H	Savannah St.	53	68			
321	A	Delaware St.	61	64	293	H	South Carolina St.	52	60			
255	H	Morgan St.	56	59	177	A	N.C. A&T	53	64			

Non-Div I Games:

Norfolk St.

North Carolina

Through Games Of April 5, 2016

Average RPI Win:	174	WON-LOST	WINNING	LAST 10	STRENGTH OF	OPP. STRENGTH	TEAM	ADJ.	CONF.	ADJ CONF.
Average RPI Loss:	80	RECORD	PCT. RANK	GAMES	SCHEDULE	OF SCHEDULE	RPI	RPI	RPI	RPI
DIV. I ONLY	14- 18	207	2- 8	62	71	151	151	4	4	
DIV. I NON-CONF.	10- 5	91	0- 0	120	247	140	140	4	4	
TOTALS	RPI 1-25	RPI 26-50	W-L RECORDS	RPI 51-100	RPI 101-150	RPI 150+				
14- 18	1- 3	0- 4	OVERALL	2- 5	3- 4	8- 2				
11- 9	1- 1	0- 2	HOME	2- 2	1- 2	7- 2				
1- 8	0- 2	0- 2	AWAY	0- 3	1- 1	0- 0				
2- 1	0- 0	0- 0	NEUTRAL	0- 0	1- 1	1- 0				
10- 5	0- 0	0- 1	NON-CONFERENCE	2- 1	1- 1	7- 2				
8- 4	0- 0	0- 0	HOME	2- 1	0- 1	6- 2				
0- 1	0- 0	0- 1	AWAY	0- 0	0- 0	0- 0				
2- 0	0- 0	0- 0	NEUTRAL	0- 0	1- 0	1- 0				
4- 13	1- 3	0- 3	CONFERENCE	0- 4	2- 3	1- 0				
3- 5	1- 1	0- 2	HOME	0- 1	1- 1	1- 0				
1- 7	0- 2	0- 1	AWAY	0- 3	1- 1	0- 0				
0- 1	0- 0	0- 0	NEUTRAL	0- 0	0- 1	0- 0				

RPI	S	Opponent	Score	RPI	S	Opponent	Score	RPI	S	Opponent	Score	RPI	S	Opponent	Score	Team's RPI: 151
2	A	Notre Dame	54 88	28	H	Miami (FL)	61 76	53	A	North Carolina St.	49 78	109	H	Northwestern	72 85	
8	H	Syracuse	77 73	35	A	Oklahoma St.	67 77	53	H	North Carolina St.	66 80	114	H	Virginia Tech	71 67	
13	A	Florida St.	63 94	50	A	Duke	55 71	58	H	Oregon	77 79	120	A	Boston College	86 78	
16	H	Louisville	60 78	50	H	Duke	57 93	67	H	Maine	59 58	128	N	Gonzaga	67 62	
								74	A	Georgia Tech	73 80	132	H	Pittsburgh	60 76	
								91	A	Virginia	68 72	132	N	Pittsburgh	72 82	
								99	H	Iona	64 52	133	A	Wake Forest	63 75	
												162	H	Yale	70 63	
												189	H	Pacific	63 66	
												191	H	USC Upstate	80 40	
												192	N	Southern Miss.	69 62	
												213	H	Gardner-Webb	65 66	
												240	H	New Hampshire	65 60	
												251	H	Clemson	72 56	
												253	H	Appalachian St.	68 59	
												290	H	Florida A&M	94 58	
												314	H	Fairleigh Dickinson	64 46	
LAST 12 Division I GAMES:																
132	N	Pittsburgh	72 82	114	H	Virginia Tech	71 67									
50	H	Duke	57 93	120	A	Boston College	86 78									
91	A	Virginia	68 72	16	H	Louisville	60 78									
53	H	North Carolina St.	66 80	53	A	North Carolina St.	49 78									
132	H	Pittsburgh	60 76	50	A	Duke	55 71									
13	A	Florida St.	63 94	133	A	Wake Forest	63 75									

Non-Div I Games:

North Carolina

■ Loss,
 ■ Non-Conf,
 ■ S Site,
 ■ Home
 ■ A Away
 N Neutral

Average RPI Win:	147	WON-LOST	WINNING	LAST 10	STRENGTH OF	OPP. STRENGTH	TEAM	ADJ.	CONF.	ADJ CONF.
Average RPI Loss:	45	RECORD	PCT. RANK	GAMES	SCHEDULE	OF SCHEDULE	RPI	RPI	RPI	RPI
DIV. I ONLY	20- 11	83	5- 5	51	44	53	53	4	4	
DIV. I NON-CONF.	9- 4	88	0- 0	109	114	87	87	4	4	
TOTALS	RPI 1-25	RPI 26-50	W-L RECORDS	RPI 51-100	RPI 101-150	RPI 150+				
20- 11	0- 5	1- 3	OVERALL	4- 0	6- 3	9- 0				
11- 4	0- 3	0- 0	HOME	4- 0	2- 1	5- 0				
6- 5	0- 1	1- 2	AWAY	0- 0	3- 2	2- 0				
3- 2	0- 1	0- 1	NEUTRAL	0- 0	1- 0	2- 0				
9- 4	0- 0	0- 2	NON-CONFERENCE	2- 0	1- 2	6- 0				
6- 1	0- 0	0- 0	HOME	2- 0	0- 1	4- 0				
1- 2	0- 0	0- 1	AWAY	0- 0	1- 1	0- 0				
2- 1	0- 0	0- 1	NEUTRAL	0- 0	0- 0	2- 0				
11- 7	0- 5	1- 1	CONFERENCE	2- 0	5- 1	3- 0				
5- 3	0- 3	0- 0	HOME	2- 0	2- 0	1- 0				
5- 3	0- 1	1- 1	AWAY	0- 0	2- 1	2- 0				
1- 1	0- 1	0- 0	NEUTRAL	0- 0	1- 0	0- 0				

RPI 1-25				RPI 26-50				RPI 51-100 Team's RPI: 53				RPI 101+			
RPI	S	Opponent	Score	RPI	S	Opponent	Score	RPI	S	Opponent	Score	RPI	S	Opponent	Score
2	A	Notre Dame	46 82	28	A	Miami (FL)	44 73	65	H	Villanova	70 64	101	H	Elon	66 69
8	H	Syracuse	52 55	29	A	Florida	72 79	74	H	Georgia Tech	65 57	111	A	Nebraska	67 88
8	N	Syracuse	61 80	47	N	Seton Hall	55 58	91	H	Virginia	63 52	114	A	Virginia Tech	72 61
13	H	Florida St.	52 56	50	A	Duke	65 62	100	H	Charlotte	72 65	120	H	Boston College	74 63
16	H	Louisville	90 92									120	N	Boston College	76 60
												127	A	Liberty	61 53
												132	A	Pittsburgh	78 76
												133	A	Wake Forest	58 63
												133	H	Wake Forest	64 47
												151	A	North Carolina	80 66
												151	H	North Carolina	78 49
												156	N	UAB	67 56
												178	H	Radford	67 52
												180	N	Eastern Ky.	73 62
												196	H	Davidson	58 42
												251	A	Clemson	71 57
												252	H	High Point	89 48
												301	H	Western Caro.	86 55
LAST 12 Division I GAMES:															
		8 N Syracuse	61 80			120 H Boston College	74 63								
		120 N Boston College	76 60			133 A Wake Forest	58 63								
		251 A Clemson	71 57			2 A Notre Dame	46 82								
		13 H Florida St.	52 56			151 H North Carolina	78 49								
		151 A North Carolina	80 66			91 H Virginia	63 52								
		8 H Syracuse	52 55			114 A Virginia Tech	72 61								

Non-Div I Games:

North Carolina St.

■ Loss,
 ■ Non-Conf,
 ■ S Site,
 ■ H Home
 ■ A Away
 N Neutral

North Dakota

Through Games Of April 5, 2016

Average RPI Win:	207	WON-LOST	WINNING	LAST 10	STRENGTH OF	OPP. STRENGTH	TEAM	ADJ.	CONF.	ADJ CONF.
Average RPI Loss:	111	RECORD	PCT. RANK	GAMES	SCHEDULE	OF SCHEDULE	RPI	RPI	RPI	RPI
DIV. I ONLY	19- 14	128	7- 3	68	257	103	103	19	19	
DIV. I NON-CONF.	5- 7	197	1- 0	49	182	156	156	20	20	
TOTALS	RPI 1-25	RPI 26-50	W-L RECORDS	RPI 51-100	RPI 101-150	RPI 150+				
19- 14	0- 0	0- 1	OVERALL	1- 5	0- 3	18- 5				
12- 4	0- 0	0- 1	HOME	1- 0	0- 1	11- 2				
6- 8	0- 0	0- 0	AWAY	0- 0	0- 0	6- 0				
1- 2	0- 0	0- 0	NEUTRAL	0- 1	0- 0	1- 1				
5- 7	0- 0	0- 1	NON-CONFERENCE	1- 5	0- 1	4- 0				
5- 1	0- 0	0- 1	HOME	1- 0	0- 0	4- 0				
0- 5	0- 0	0- 0	AWAY	0- 4	0- 1	0- 0				
0- 1	0- 0	0- 0	NEUTRAL	0- 1	0- 0	0- 0				
14- 7	0- 0	0- 0	CONFERENCE	0- 0	0- 2	14- 5				
7- 3	0- 0	0- 0	HOME	0- 0	0- 1	7- 2				
6- 3	0- 0	0- 0	AWAY	0- 0	0- 1	6- 2				
1- 1	0- 0	0- 0	NEUTRAL	0- 0	0- 0	1- 1				

RPI S	Opponent	Score	RPI S	Opponent	Score	RPI S	Opponent	Score	RPI S	Opponent	Score	Team's RPI: 103
			37 H	South Dakota	70 73	58 A	Oregon	51 77	107 A	Drake	63 73	
						68 A	Iowa	61 83	113 A	Idaho	65 92	
						76 A	San Francisco	57 74	113 H	Idaho	59 65	
						85 H	UNI	64 59	152 A	Weber St.	85 78	
						86 A	Minnesota	47 57	152 H	Weber St.	56 62	
						95 N	UT Martin	58 84	152 H	Weber St.	74 76	
									161 A	Montana St.	61 69	
									161 H	Montana St.	77 76	
									167 A	Idaho St.	60 57	
									167 H	Idaho St.	45 42	
									167 N	Idaho St.	54 69	
									173 A	Montana	61 59	
									173 H	Montana	73 61	
									173 N	Montana	65 62	
									174 A	Eastern Wash.	57 60	
									174 H	Eastern Wash.	72 69	
									175 A	Sacramento St.	86 79	
									185 A	Northern Colo.	59 58	
									185 H	Northern Colo.	54 51	
									224 H	Western Ill.	78 67	
									234 H	Grand Canyon	57 51	
									236 H	Omaha	67 52	
									309 H	Northern Ariz.	63 56	
									317 A	Portland St.	75 62	
									320 H	North Dakota St.	71 54	
									331 H	Southern Utah	68 56	
LAST 12 Division I GAMES:												
			152 H	Weber St.	74 76		175 A	Sacramento St.	86 79			
			234 H	Grand Canyon	57 51		317 A	Portland St.	75 62			
			167 N	Idaho St.	54 69		185 A	Northern Colo.	59 58			
			173 N	Montana	65 62		113 H	Idaho	59 65			
			161 H	Montana St.	77 76		174 H	Eastern Wash.	72 69			
			173 H	Montana	73 61		152 A	Weber St.	85 78			

Non-Div I Games:

North Dakota

■ Loss,
 ■ Non-Conf,
 ■ S Site,
 ■ Home
 ■ Away
 N Neutral

Average RPI Win:	302	WON-LOST	WINNING	LAST 10	STRENGTH OF	OPP. STRENGTH	TEAM	ADJ.	CONF.	ADJ CONF.
Average RPI Loss:	167	RECORD	PCT. RANK	GAMES	SCHEDULE	OF SCHEDULE	RPI	RPI	RPI	RPI
DIV. I ONLY	5- 22	316	2- 8	251	227	320	320	16	16	
DIV. I NON-CONF.	3- 8	257	0- 0	286	333	302	302	15	15	
TOTALS	RPI 1-25	RPI 26-50	W-L RECORDS	RPI 51-100	RPI 101-150	RPI 150+				
5- 22	0- 0	0- 4	OVERALL	0- 2	0- 5	5- 11				
3- 9	0- 0	0- 2	HOME	0- 2	0- 2	3- 3				
1- 11	0- 0	0- 2	AWAY	0- 0	0- 3	1- 6				
1- 2	0- 0	0- 0	NEUTRAL	0- 0	0- 0	1- 2				
3- 8	0- 0	0- 0	NON-CONFERENCE	0- 2	0- 1	3- 5				
1- 3	0- 0	0- 0	HOME	0- 2	0- 0	1- 1				
1- 3	0- 0	0- 0	AWAY	0- 0	0- 1	1- 2				
1- 2	0- 0	0- 0	NEUTRAL	0- 0	0- 0	1- 2				
2- 14	0- 0	0- 4	CONFERENCE	0- 0	0- 4	2- 6				
2- 6	0- 0	0- 2	HOME	0- 0	0- 2	2- 2				
0- 8	0- 0	0- 2	AWAY	0- 0	0- 2	0- 4				
0- 0	0- 0	0- 0	NEUTRAL	0- 0	0- 0	0- 0				

RPI 1-25				RPI 26-50				RPI 51-100				RPI 101+				Team's RPI: 320
RPI	S	Opponent	Score	RPI	S	Opponent	Score	RPI	S	Opponent	Score	RPI	S	Opponent	Score	
				37	A	South Dakota	54 80	67	H	Maine	51 82	103	A	North Dakota	54 71	
				37	H	South Dakota	94 96	94	H	New Mexico St.	69 79	122	A	IUPUI	44 67	
				44	A	South Dakota St.	47 81					122	H	IUPUI	63 64	
				44	H	South Dakota St.	63 81					140	A	Oral Roberts	58 59	
												140	H	Oral Roberts	42 52	
												157	N	Delaware	50 62	
												177	N	N.C. A&T	64 72	
												224	A	Western Ill.	89 100	
												224	H	Western Ill.	82 94	
												234	H	Grand Canyon	67 76	
												236	A	Omaha	52 77	
												236	H	Omaha	74 67	
												242	A	San Diego St.	54 64	
												278	N	Prairie View	79 58	
												300	A	Denver	53 64	
												300	H	Denver	45 55	
												313	A	IPFW	69 85	
												313	H	IPFW	94 85	
												318	A	Kent St.	54 75	
												340	H	Cal St. Fullerton	79 64	
												341	A	NJIT	64 59	
LAST 12 Division I GAMES:																
				313	A	IPFW	69 85	140	A	Oral Roberts	58 59					
				224	A	Western Ill.	89 100	37	A	South Dakota	54 80					
				300	H	Denver	45 55	313	H	IPFW	94 85					
				236	H	Omaha	74 67	224	H	Western Ill.	82 94					
				122	H	IUPUI	63 64	122	A	IUPUI	44 67					
				44	A	South Dakota St.	47 81	37	H	South Dakota	94 96					

Non-Div I Games: Valley City St. 85 77 St. Mary (NE) 88 68

North Dakota St.

Loss, Non-Conf, S Site, H Home A Away N Neutral

North Florida

Through Games Of April 5, 2016

Average RPI Win: 322	WON-LOST	WINNING	LAST 10	STRENGTH OF	OPP. STRENGTH	TEAM	ADJ.	CONF.	ADJ CONF.
Average RPI Loss: 181	RECORD	PCT. RANK	GAMES	SCHEDULE	OF SCHEDULE	RPI	RPI	RPI	RPI
DIV. I ONLY	5- 22	316	1- 9	267	299	325	325	27	27
DIV. I NON-CONF.	2- 10	303	0- 0	255	298	316	316	27	27
TOTALS	RPI 1-25	RPI 26-50	W-L RECORDS	RPI 51-100	RPI 101-150	RPI 150+			
5- 22	0- 1	0- 0	OVERALL	0- 3	0- 4	5- 14			
3- 10	0- 0	0- 0	HOME	0- 2	0- 1	3- 7			
2- 12	0- 1	0- 0	AWAY	0- 1	0- 3	2- 7			
0- 0	0- 0	0- 0	NEUTRAL	0- 0	0- 0	0- 0			
2- 10	0- 1	0- 0	NON-CONFERENCE	0- 1	0- 2	2- 6			
1- 5	0- 0	0- 0	HOME	0- 1	0- 0	1- 4			
1- 5	0- 1	0- 0	AWAY	0- 0	0- 2	1- 2			
0- 0	0- 0	0- 0	NEUTRAL	0- 0	0- 0	0- 0			
3- 12	0- 0	0- 0	CONFERENCE	0- 2	0- 2	3- 8			
2- 5	0- 0	0- 0	HOME	0- 1	0- 1	2- 3			
1- 7	0- 0	0- 0	AWAY	0- 1	0- 1	1- 5			
0- 0	0- 0	0- 0	NEUTRAL	0- 0	0- 0	0- 0			

RPI 1-25				RPI 26-50				RPI 51-100				RPI 101+				Team's RPI: 325	
RPI	S	Opponent	Score	RPI	S	Opponent	Score	RPI	S	Opponent	Score	RPI	S	Opponent	Score		
13	A	Florida St.	28 80					54	A	FGCU	50 75	111	A	Nebraska	46 91		
								54	H	FGCU	38 65	119	A	Mercer	54 68		
								72	H	Purdue	47 70	125	A	Jacksonville	51 65		
												125	H	Jacksonville	39 73		
												159	A	Alabama	47 69		
												169	A	Stetson	61 81		
												169	H	Stetson	56 67		
												191	A	USC Upstate	50 76		
												191	A	USC Upstate	54 69		
												191	H	USC Upstate	61 75		
												241	H	Bethune-Cookman	49 53		
												257	H	Campbell	55 66		
												271	A	Georgia St.	63 76		
												276	H	UNCW	47 63		
												286	H	Towson	74 72		
												289	A	Kennesaw St.	54 76		
												289	H	Kennesaw St.	55 70		
												293	H	South Carolina St.	48 53		
												308	A	UMKC	62 55		
												333	A	Lipscomb	71 78		
												333	H	Lipscomb	78 70		
												341	A	NJIT	68 51		
												341	H	NJIT	72 49		
LAST 12 Division I GAMES:																	
191	A	USC Upstate	50 76	169	H	Stetson	56 67										
125	A	Jacksonville	51 65	54	A	FGCU	50 75										
341	H	NJIT	72 49	169	A	Stetson	61 81										
191	H	USC Upstate	61 75	54	H	FGCU	38 65										
289	A	Kennesaw St.	54 76	191	A	USC Upstate	54 69										
333	A	Lipscomb	71 78	341	A	NJIT	68 51										

Non-Div I Games: Warner 60 51 Webber Int'l 60 72 Trinity Baptist 97 30

North Florida

Loss, Non-Conf, S Site, H Home A Away N Neutral

North Texas

Through Games Of April 5, 2016

Average RPI Win:	199	WON-LOST	WINNING	LAST 10	STRENGTH OF	OPP. STRENGTH	TEAM	ADJ.	CONF.	ADJ CONF.
Average RPI Loss:	141	RECORD	PCT. RANK	GAMES	SCHEDULE	OF SCHEDULE	RPI	RPI	RPI	RPI
DIV. I ONLY	11- 19	248	3- 7	212	113	239	239	12	12	
DIV. I NON-CONF.	5- 5	151	0- 0	246	129	188	188	10	10	
TOTALS	RPI 1-25	RPI 26-50	W-L RECORDS	RPI 51-100	RPI 101-150	RPI 150+				
11- 19	0- 0	1- 2	OVERALL	0- 5	2- 4	8- 8				
5- 9	0- 0	0- 1	HOME	0- 3	1- 2	4- 3				
5- 9	0- 0	1- 1	AWAY	0- 2	1- 1	3- 5				
1- 1	0- 0	0- 0	NEUTRAL	0- 0	0- 1	1- 0				
5- 5	0- 0	1- 0	NON-CONFERENCE	0- 2	1- 1	3- 2				
2- 3	0- 0	0- 0	HOME	0- 1	1- 1	1- 1				
3- 2	0- 0	1- 0	AWAY	0- 1	0- 0	2- 1				
0- 0	0- 0	0- 0	NEUTRAL	0- 0	0- 0	0- 0				
6- 14	0- 0	0- 2	CONFERENCE	0- 3	1- 3	5- 6				
3- 6	0- 0	0- 1	HOME	0- 2	0- 1	3- 2				
2- 7	0- 0	0- 1	AWAY	0- 1	1- 1	1- 4				
1- 1	0- 0	0- 0	NEUTRAL	0- 0	0- 1	1- 0				

RPI S	Opponent	Score	RPI S	Opponent	Score	RPI S	Opponent	Score	RPI S	Opponent	Score	Team's RPI: 239
26	A Oklahoma	61 57	62	H Middle Tenn.	52 76	122	H IUPUI	68 67				
31	A Western Ky.	53 65	76	H San Francisco	61 69	126	H Arizona	44 51				
36	H UTEP	67 75	99	A Iona	51 62	131	A Marshall	71 63				
			100	A Charlotte	69 72	135	A Old Dominion	55 62				
			100	H Charlotte	70 82	135	H Old Dominion	48 65				
						135	N Old Dominion	55 62				
						152	H Weber St.	38 45				
						156	H UAB	53 51				
						181	A Fla. Atlantic	61 71				
						181	N Fla. Atlantic	79 74				
						192	A Southern Miss.	38 57				
						192	H Southern Miss.	57 55				
						197	H SMU	60 57				
						206	A Louisiana Tech	71 77				
						206	H Louisiana Tech	67 78				
						228	A Rice	97 100				
						228	H Rice	73 79				
						245	A Texas St.	62 64				
						265	H UTSA	68 58				
						281	A La Salle	69 63				
						304	A FIU	58 40				
						332	A Incarnate Word	62 55				
LAST 12 Division I GAMES:												
135	N Old Dominion	55 62	181	A Fla. Atlantic	61 71							
181	N Fla. Atlantic	79 74	304	A FIU	58 40							
100	A Charlotte	69 72	100	H Charlotte	70 82							
135	A Old Dominion	55 62	135	H Old Dominion	48 65							
192	H Southern Miss.	57 55	206	A Louisiana Tech	71 77							
206	H Louisiana Tech	67 78	192	A Southern Miss.	38 57							

Non-Div I Games:

North Texas

■ Loss,
■ Non-Conf,
■ S Site,
■ H Home
■ A Away
N Neutral

Northeastern

Through Games Of April 5, 2016

Average RPI Win:	205	WON-LOST	WINNING	LAST 10	STRENGTH OF	OPP. STRENGTH	TEAM	ADJ.	CONF.	ADJ CONF.
Average RPI Loss:	108	RECORD	PCT. RANK	GAMES	SCHEDULE	OF SCHEDULE	RPI	RPI	RPI	RPI
DIV. I ONLY	15- 16	173	7- 3	116	141	154	154	13	13	
DIV. I NON-CONF.	5- 6	178	0- 0	137	192	182	182	11	11	
TOTALS	RPI 1-25	RPI 26-50	W-L RECORDS	RPI 51-100	RPI 101-150	RPI 150+				
15- 16	0- 1	0- 3	OVERALL	3- 6	1- 2	11- 4				
6- 9	0- 1	0- 1	HOME	1- 3	0- 2	5- 2				
8- 4	0- 0	0- 1	AWAY	1- 1	1- 0	6- 2				
1- 3	0- 0	0- 1	NEUTRAL	1- 2	0- 0	0- 0				
5- 6	0- 1	0- 1	NON-CONFERENCE	1- 2	0- 1	4- 1				
2- 4	0- 1	0- 0	HOME	1- 1	0- 1	1- 1				
3- 0	0- 0	0- 0	AWAY	0- 0	0- 0	3- 0				
0- 2	0- 0	0- 1	NEUTRAL	0- 1	0- 0	0- 0				
10- 10	0- 0	0- 2	CONFERENCE	2- 4	1- 1	7- 3				
4- 5	0- 0	0- 1	HOME	0- 2	0- 1	4- 1				
5- 4	0- 0	0- 1	AWAY	1- 1	1- 0	3- 2				
1- 1	0- 0	0- 0	NEUTRAL	1- 1	0- 0	0- 0				

RPI S	Opponent	Score	RPI S	Opponent	Score	RPI S	Opponent	Score	RPI S	Opponent	Score	Team's RPI: 154
18	H Michigan St.	51 77	34	A James Madison	62 85	63	A Hofstra	50 75	101	A Elon	67 61	
			34	H James Madison	52 61	63	H Hofstra	64 71	101	H Elon	54 56	
			39	N Missouri	56 69	63	N Hofstra	65 54	120	H Boston College	45 71	
						67	H Maine	56 44	157	A Delaware	52 59	
						87	H Quinnipiac	60 71	157	H Delaware	57 54	
						90	A Drexel	73 65	218	A William & Mary	62 69	
						90	H Drexel	49 53	218	H William & Mary	69 68	
						90	N Drexel	45 58	226	A Col. of Charleston	52 49	
						97	N Fresno St.	55 69	226	H Col. of Charleston	78 66	
									227	H Canisius	57 68	
									232	A Siena	70 67	
									240	A New Hampshire	66 54	
									276	A UNCW	72 66	
									276	H UNCW	69 52	
									279	H UMES	60 49	
									286	A Towson	81 63	
									286	H Towson	71 72	
									344	A Boston U.	77 44	
LAST 12 Division I GAMES:												
90	N Drexel	45 58	157	H Delaware	57 54							
63	N Hofstra	65 54	101	A Elon	67 61							
63	H Hofstra	64 71	276	A UNCW	72 66							
286	A Towson	81 63	34	H James Madison	52 61							
226	H Col. of Charleston	78 66	226	A Col. of Charleston	52 49							
276	H UNCW	69 52	218	A William & Mary	62 69							

Non-Div I Games:

Northeastern

■ Loss,
 ■ Non-Conf, S Site,
 ■ Home
 ■ Away
 N Neutral

Average RPI Win:	280	WON-LOST	WINNING	LAST 10	STRENGTH OF	OPP. STRENGTH	TEAM	ADJ.	CONF.	ADJ CONF.
Average RPI Loss:	159	RECORD	PCT. RANK	GAMES	SCHEDULE	OF SCHEDULE	RPI	RPI	RPI	RPI
DIV. I ONLY	4- 24	327	0- 10	145	266	309	309	19	19	
DIV. I NON-CONF.	2- 7	280	0- 0	151	201	241	241	20	20	
TOTALS	RPI 1-25	RPI 26-50	W-L RECORDS	RPI 51-100	RPI 101-150	RPI 150+				
4- 24	0- 0	0- 1	OVERALL	0- 1	0- 7	4- 15				
3- 8	0- 0	0- 0	HOME	0- 0	0- 2	3- 6				
1- 14	0- 0	0- 1	AWAY	0- 1	0- 4	1- 8				
0- 2	0- 0	0- 0	NEUTRAL	0- 0	0- 1	0- 1				
2- 7	0- 0	0- 1	NON-CONFERENCE	0- 1	0- 4	2- 1				
1- 1	0- 0	0- 0	HOME	0- 0	0- 1	1- 0				
1- 5	0- 0	0- 1	AWAY	0- 1	0- 2	1- 1				
0- 1	0- 0	0- 0	NEUTRAL	0- 0	0- 1	0- 0				
2- 17	0- 0	0- 0	CONFERENCE	0- 0	0- 3	2- 14				
2- 7	0- 0	0- 0	HOME	0- 0	0- 1	2- 6				
0- 9	0- 0	0- 0	AWAY	0- 0	0- 2	0- 7				
0- 1	0- 0	0- 0	NEUTRAL	0- 0	0- 0	0- 1				

RPI 1-25			RPI 26-50			RPI 51-100			RPI 101+ Team's RPI: 309		
RPI	S	Opponent	Score	RPI	S	Opponent	Score	RPI	S	Opponent	Score
				36	A	UTEP	66 77	94	A	New Mexico St.	53 87
								103	A	North Dakota	56 63
								104	H	Hawaii	52 61
								111	A	Nebraska	67 90
								113	A	Idaho	59 76
								113	H	Idaho	51 72
								136	N	Long Beach St.	48 69
								137	A	Iowa St.	63 79
								152	A	Weber St.	88 95
								152	H	Weber St.	56 76
								161	A	Montana St.	77 86
								161	H	Montana St.	72 83
								167	A	Idaho St.	61 71
								167	H	Idaho St.	63 62
								173	A	Montana	58 81
								173	H	Montana	57 61
								173	N	Montana	63 78
								174	A	Eastern Wash.	65 72
								174	H	Eastern Wash.	71 81
								175	H	Sacramento St.	79 111
								185	A	Northern Colo.	55 79
								195	A	Colorado	66 90
								283	H	Lamar	75 63
								317	H	Portland St.	80 88
								331	A	Southern Utah	68 73
								331	H	Southern Utah	57 48
								337	A	UC Irvine	71 55
LAST 12 Division I GAMES:											
				173	N	Montana	63 78	173	H	Montana	57 61
				175	H	Sacramento St.	79 111	161	H	Montana St.	72 83
				317	H	Portland St.	80 88	113	A	Idaho	59 76
				331	A	Southern Utah	68 73	174	A	Eastern Wash.	65 72
				152	A	Weber St.	88 95	167	H	Idaho St.	63 62
				167	A	Idaho St.	61 71	152	H	Weber St.	56 76

Non-Div I Games: N.M. Highlands 91 43 Dixie St. 68 66

Northern Ariz.

Loss, Non-Conf, S Site, H Home A Away N Neutral

Average RPI Win:	219	WON-LOST	WINNING	LAST 10	STRENGTH OF	OPP. STRENGTH	TEAM	ADJ.	CONF.	ADJ CONF.
Average RPI Loss:	141	RECORD	PCT. RANK	GAMES	SCHEDULE	OF SCHEDULE	RPI	RPI	RPI	RPI
DIV. I ONLY	12- 16	216	4- 6	117	238	185	185	19	19	
DIV. I NON-CONF.	4- 5	192	0- 0	177	138	165	165	20	20	
TOTALS	RPI 1-25	RPI 26-50	W-L RECORDS	RPI 51-100	RPI 101-150	RPI 150+				
12- 16	0- 0	0- 2	OVERALL	0- 1	2- 3	10- 10				
7- 5	0- 0	0- 1	HOME	0- 1	1- 1	6- 2				
3- 10	0- 0	0- 1	AWAY	0- 0	0- 2	3- 7				
2- 1	0- 0	0- 0	NEUTRAL	0- 0	1- 0	1- 1				
4- 5	0- 0	0- 2	NON-CONFERENCE	0- 1	1- 0	3- 2				
1- 2	0- 0	0- 1	HOME	0- 1	0- 0	1- 0				
1- 3	0- 0	0- 1	AWAY	0- 0	0- 0	1- 2				
2- 0	0- 0	0- 0	NEUTRAL	0- 0	1- 0	1- 0				
8- 11	0- 0	0- 0	CONFERENCE	0- 0	1- 3	7- 8				
6- 3	0- 0	0- 0	HOME	0- 0	1- 1	5- 2				
2- 7	0- 0	0- 0	AWAY	0- 0	0- 2	2- 5				
0- 1	0- 0	0- 0	NEUTRAL	0- 0	0- 0	0- 1				

RPI S	Opponent	Score	RPI S	Opponent	Score	RPI S	Opponent	Score	RPI S	Opponent	Score	Team's RPI: 185
44	A South Dakota St.	62 66	48	H Colorado St.	46 62	69	H St. Mary's (CA)	52 65	103	A North Dakota	51 54	
									103	H North Dakota	58 59	
									113	A Idaho	56 66	
									113	H Idaho	70 68	
									134	N Akron	78 65	
									152	A Weber St.	79 82	
									152	H Weber St.	65 63	
									161	A Montana St.	58 66	
									161	H Montana St.	80 73	
									167	A Idaho St.	61 59	
									167	H Idaho St.	48 47	
									167	N Idaho St.	45 54	
									173	A Montana	46 58	
									173	H Montana	66 72	
									174	A Eastern Wash.	55 59	
									174	H Eastern Wash.	57 66	
									175	A Sacramento St.	72 83	
									195	A Colorado	41 63	
									234	A Grand Canyon	59 69	
									235	H Utah St.	74 60	
									244	N Valparaíso	77 63	
									300	A Denver	60 51	
									309	H Northern Ariz.	79 55	
									317	A Portland St.	70 59	
									331	H Southern Utah	64 44	
LAST 12 Division I GAMES:												
167	N Idaho St.	45 54	174	H Eastern Wash.	57 66							
173	H Montana	66 72	113	H Idaho	70 68							
161	H Montana St.	80 73	167	A Idaho St.	61 59							
317	A Portland St.	70 59	152	A Weber St.	79 82							
175	A Sacramento St.	72 83	103	A North Dakota	51 54							
103	H North Dakota	58 59	309	H Northern Ariz.	79 55							

Non-Div I Games: Western St. 101 48

Northern Colo.

Average RPI Win:	242	WON-LOST	WINNING	LAST 10	STRENGTH OF	OPP. STRENGTH	TEAM	ADJ.	CONF.	ADJ CONF.
Average RPI Loss:	140	RECORD	PCT. RANK	GAMES	SCHEDULE	OF SCHEDULE	RPI	RPI	RPI	RPI
DIV. I ONLY	10- 19	258	2- 8	253	159	263	263	11	11	
DIV. I NON-CONF.	6- 4	118	0- 0	348	310	251	251	13	13	
TOTALS	RPI 1-25	RPI 26-50	W-L RECORDS	RPI 51-100	RPI 101-150	RPI 150+				
10- 19	0- 0	0- 0	OVERALL	0- 8	4- 6	6- 5				
5- 7	0- 0	0- 0	HOME	0- 4	2- 2	3- 1				
3- 11	0- 0	0- 0	AWAY	0- 4	2- 4	1- 3				
2- 1	0- 0	0- 0	NEUTRAL	0- 0	0- 0	2- 1				
6- 4	0- 0	0- 0	NON-CONFERENCE	0- 0	1- 2	5- 2				
3- 0	0- 0	0- 0	HOME	0- 0	1- 0	2- 0				
1- 3	0- 0	0- 0	AWAY	0- 0	0- 2	1- 1				
2- 1	0- 0	0- 0	NEUTRAL	0- 0	0- 0	2- 1				
4- 15	0- 0	0- 0	CONFERENCE	0- 8	3- 4	1- 3				
2- 7	0- 0	0- 0	HOME	0- 4	1- 2	1- 1				
2- 8	0- 0	0- 0	AWAY	0- 4	2- 2	0- 2				
0- 0	0- 0	0- 0	NEUTRAL	0- 0	0- 0	0- 0				

RPI S	Opponent	Score	RPI S	Opponent	Score	RPI S	Opponent	Score	RPI S	Opponent	Score	Team's RPI: 263
						51	A Ohio	70 95	106	H Buffalo	76 74	
						51	H Ohio	47 72	107	H Drake	87 73	
						61	A Ball St.	68 76	124	A Toledo	59 66	
						61	H Ball St.	57 73	124	H Toledo	83 89	
						79	A Central Mich.	63 95	134	A Akron	65 58	
						79	H Central Mich.	67 73	141	A Milwaukee	58 73	
						83	A Eastern Mich.	60 84	147	A SIUE	67 93	
						83	H Eastern Mich.	80 87	149	A Western Mich.	52 94	
									149	A Western Mich.	80 70	
									149	H Western Mich.	60 64	
									203	A Wisconsin	62 89	
									222	N Kansas	58 66	
									258	H Bowling Green	43 58	
									282	A Miami (OH)	60 66	
									282	H Miami (OH)	92 73	
									299	H Bradley	68 64	
									318	A Kent St.	85 95	
									322	N Illinois St.	68 59	
									339	H Eastern Ill.	79 63	
									340	N Cal St. Fullerton	72 49	
									345	A Chicago St.	68 50	
LAST 12 Division I GAMES:												
149	A	Western Mich.	52	94	61	H	Ball St.	57	73			
149	H	Western Mich.	60	64	79	H	Central Mich.	67	73			
61	A	Ball St.	68	76	282	H	Miami (OH)	92	73			
124	H	Toledo	83	89	51	A	Ohio	70	95			
149	A	Western Mich.	80	70	106	H	Buffalo	76	74			
83	A	Eastern Mich.	60	84	318	A	Kent St.	85	95			

Non-Div I Games: Wis. Lutheran 69 42

Northern Ill.

■ Loss,
 ■ Non-Conf,
 ■ S Site,
 ■ H Home
 ■ A Away
 N Neutral

Average RPI Win: 220	WON-LOST	WINNING	LAST 10	STRENGTH OF	OPP. STRENGTH	TEAM	ADJ.	CONF.	ADJ CONF.
Average RPI Loss: 131	RECORD	PCT. RANK	GAMES	SCHEDULE	OF SCHEDULE	RPI	RPI	RPI	RPI
DIV. I ONLY	17- 14	147	5- 5	172	160	155	155	14	14
DIV. I NON-CONF.	6- 4	118	0- 1	261	208	193	193	17	17
TOTALS	RPI 1-25	RPI 26-50	W-L RECORDS	RPI 51-100	RPI 101-150	RPI 150+			
17- 14	0- 1	0- 3	OVERALL	0- 0	3- 5	14- 5			
8- 8	0- 1	0- 1	HOME	0- 0	2- 3	6- 3			
7- 6	0- 0	0- 2	AWAY	0- 0	1- 2	6- 2			
2- 0	0- 0	0- 0	NEUTRAL	0- 0	0- 0	2- 0			
6- 4	0- 1	0- 0	NON-CONFERENCE	0- 0	1- 1	5- 2			
4- 3	0- 1	0- 0	HOME	0- 0	1- 1	3- 1			
2- 1	0- 0	0- 0	AWAY	0- 0	0- 0	2- 1			
0- 0	0- 0	0- 0	NEUTRAL	0- 0	0- 0	0- 0			
11- 10	0- 0	0- 3	CONFERENCE	0- 0	2- 4	9- 3			
4- 5	0- 0	0- 1	HOME	0- 0	1- 2	3- 2			
5- 5	0- 0	0- 2	AWAY	0- 0	1- 2	4- 1			
2- 0	0- 0	0- 0	NEUTRAL	0- 0	0- 0	2- 0			

RPI	S	Opponent	Score	RPI	S	Opponent	Score	RPI	S	Opponent	Score	RPI	S	Opponent	Score	Team's RPI: 155
14	H	Kentucky	65 84	27	A	Green Bay	40 52					105	H	Marquette	83 78	
				27	A	Green Bay	78 80					108	A	Wright St.	61 66	
				27	H	Green Bay	73 81					108	H	Wright St.	65 76	
												129	A	Youngstown St.	88 77	
												129	H	Youngstown St.	70 59	
												134	H	Akron	75 77	
												141	A	Milwaukee	71 78	
												141	H	Milwaukee	60 86	
												160	A	Detroit	65 66	
												160	H	Detroit	81 60	
												164	A	Robert Morris	72 70	
												191	H	USC Upstate	69 71	
												215	A	Oakland	75 71	
												215	H	Oakland	80 64	
												231	H	Indiana St.	73 67	
												243	A	Cincinnati	68 71	
												244	A	Valparaiso	68 50	
												244	H	Valparaiso	60 61	
												244	N	Valparaiso	76 53	
												250	A	Ill.-Chicago	72 61	
												250	H	Ill.-Chicago	55 53	
												264	A	Cleveland St.	83 51	
												264	H	Cleveland St.	62 64	
												264	N	Cleveland St.	71 59	
												280	H	Tennessee Tech	88 62	
												282	A	Miami (OH)	71 57	
LAST 12 Division I GAMES:																
191	H	USC Upstate	69 71	27	A	Green Bay	40 52									
27	A	Green Bay	78 80	141	A	Milwaukee	71 78									
244	N	Valparaiso	76 53	215	H	Oakland	80 64									
264	N	Cleveland St.	71 59	160	H	Detroit	81 60									
264	H	Cleveland St.	62 64	108	H	Wright St.	65 76									
129	H	Youngstown St.	70 59	244	A	Valparaiso	68 50									

Non-Div I Games: West Virginia St. 92 47 Ind.-Kokomo 104 33

Northern Ky.

■ Loss,
 ■ Non-Conf,
 ■ S Site,
 ■ Home
 ■ A Away
 N Neutral

RPI	S	Opponent	Score
313	H	IPFW	77 64

N
o
r
t
h
e
r
n
K
y
.

N
o
r
t
h
e
r
n
K
y
.

Northern Ky.

Northwestern

Through Games Of April 5, 2016

Average RPI Win:	167	WON-LOST	WINNING	LAST 10	STRENGTH OF	OPP. STRENGTH	TEAM	ADJ.	CONF.	ADJ CONF.
Average RPI Loss:	61	RECORD	PCT. RANK	GAMES	SCHEDULE	OF SCHEDULE	RPI	RPI	RPI	RPI
DIV. I ONLY	18- 17	163	4- 6	64	65	109	109	5	5	
DIV. I NON-CONF.	11- 2	19	0- 1	185	245	82	82	5	5	
TOTALS	RPI 1-25	RPI 26-50	W-L RECORDS	RPI 51-100	RPI 101-150	RPI 150+				
18- 17	1- 6	1- 1	OVERALL	1- 7	5- 3	10- 0				
8- 9	1- 2	0- 1	HOME	0- 5	3- 1	4- 0				
4- 7	0- 0	0- 0	AWAY	0- 0	0- 1	4- 0				
6- 1	0- 1	1- 0	NEUTRAL	1- 0	2- 0	2- 0				
11- 2	0- 1	0- 0	NON-CONFERENCE	0- 1	4- 0	7- 0				
6- 2	0- 1	0- 0	HOME	0- 1	2- 0	4- 0				
2- 0	0- 0	0- 0	AWAY	0- 0	0- 0	2- 0				
3- 0	0- 0	0- 0	NEUTRAL	0- 0	2- 0	1- 0				
7- 15	1- 5	1- 1	CONFERENCE	1- 6	1- 3	3- 0				
2- 7	1- 1	0- 1	HOME	0- 4	1- 1	0- 0				
2- 7	0- 3	0- 0	AWAY	0- 2	0- 2	2- 0				
3- 1	0- 1	1- 0	NEUTRAL	1- 0	0- 0	1- 0				

RPI S Opponent	Score	RPI S Opponent	Score	RPI S Opponent	Score	RPI S Opponent	Score
10 A Ohio St.	73 76	43 H Indiana	84 91	59 H Michigan	65 70	111 A Nebraska	67 76
10 H Ohio St.	86 82	43 N Indiana	79 73	66 A Rutgers	59 61	111 H Nebraska	85 62
11 A Maryland	62 80			68 H Iowa	64 79	118 N Creighton	75 52
11 H Maryland	70 79			72 H Purdue	71 85	139 A Penn St.	72 79
11 N Maryland	62 83			78 H San Diego	65 69	139 H Penn St.	54 73
18 A Michigan St.	51 74			86 A Minnesota	92 95	141 H Milwaukee	69 44
23 H DePaul	64 77			86 H Minnesota	106 112	146 N East Carolina	78 75
				86 N Minnesota	84 74	149 H Western Mich.	86 62
						151 A North Carolina	85 72
						167 H Idaho St.	72 36
						174 N Eastern Wash.	74 70
						183 A Loyola Chicago	81 72
						188 A Illinois	69 59
						203 A Wisconsin	71 53
						203 N Wisconsin	76 72
						296 H Alcorn	91 47
						308 H UMKC	80 38
						327 H Howard	89 49
LAST 12 Division I GAMES:							
78 H San Diego	65 69	59 H Michigan	65 70				
11 N Maryland	62 83	203 A Wisconsin	71 53				
43 N Indiana	79 73	139 H Penn St.	54 73				
86 N Minnesota	84 74	11 H Maryland	70 79				
203 N Wisconsin	76 72	66 A Rutgers	59 61				
111 A Nebraska	67 76	86 H Minnesota	106 112				

Non-Div I Games:

Northwestern

■ Loss,
■ Non-Conf, S Site,
■ Home
■ Away
N Neutral

Average RPI Win:	263	WON-LOST	WINNING	LAST 10	STRENGTH OF	OPP. STRENGTH	TEAM	ADJ.	CONF.	ADJ CONF.
Average RPI Loss:	133	RECORD	PCT. RANK	GAMES	SCHEDULE	OF SCHEDULE	RPI	RPI	RPI	RPI
DIV. I ONLY	15- 12	143	7- 3	143	307	138	138	28	28	
DIV. I NON-CONF.	2- 6	272	0- 1	6	251	143	143	26	26	
TOTALS	RPI 1-25	RPI 26-50	W-L RECORDS	RPI 51-100	RPI 101-150	RPI 150+				
15- 12	0- 2	0- 0	OVERALL	1- 3	1- 3	13- 4				
10- 1	0- 0	0- 0	HOME	0- 1	1- 0	9- 0				
5- 9	0- 1	0- 0	AWAY	1- 0	0- 1	4- 0				
0- 2	0- 0	0- 0	NEUTRAL	0- 0	0- 1	0- 1				
2- 6	0- 2	0- 0	NON-CONFERENCE	0- 1	0- 2	2- 1				
2- 0	0- 0	0- 0	HOME	0- 0	0- 0	2- 0				
0- 5	0- 2	0- 0	AWAY	0- 1	0- 1	0- 1				
0- 1	0- 0	0- 0	NEUTRAL	0- 0	0- 1	0- 0				
13- 6	0- 0	0- 0	CONFERENCE	1- 2	1- 1	11- 3				
8- 1	0- 0	0- 0	HOME	0- 1	1- 0	7- 0				
5- 4	0- 0	0- 0	AWAY	1- 1	0- 1	4- 2				
0- 1	0- 0	0- 0	NEUTRAL	0- 0	0- 0	0- 1				

RPI 1-25				RPI 26-50				RPI 51-100				RPI 101+ Team's RPI: 138			
RPI	S	Opponent	Score	RPI	S	Opponent	Score	RPI	S	Opponent	Score	RPI	S	Opponent	Score
3	A	Baylor	44 86					75	A	Abilene Christian	46 67	116	A	La.-Lafayette	54 69
6	A	Texas	33 86					89	A	Central Ark.	60 56	136	N	Long Beach St.	59 60
								89	H	Central Ark.	49 74	148	A	McNeese St.	74 78
								94	A	New Mexico St.	54 65	148	H	McNeese St.	85 64
												184	H	Grambling	71 62
												197	A	SMU	36 74
												208	H	Sam Houston St.	69 49
												208	N	Sam Houston St.	71 78
												210	A	SFA	52 68
												210	H	SFA	72 51
												261	H	Houston Baptist	55 44
												283	A	Lamar	73 51
												307	H	Jackson St.	59 54
												311	A	Nicholls St.	61 70
												311	H	Nicholls St.	66 62
												312	H	A&M-Corpus Christi	60 43
												319	A	Southeastern La.	73 58
												319	H	Southeastern La.	82 62
												332	A	Incarnate Word	53 48
												334	A	New Orleans	58 46
												334	H	New Orleans	70 53
LAST 12 Division I GAMES:															
116	A	La.-Lafayette	54 69	311	H	Nicholls St.	66 62								
208	N	Sam Houston St.	71 78	148	H	McNeese St.	85 64								
334	A	New Orleans	58 46	89	A	Central Ark.	60 56								
210	H	SFA	72 51	210	A	SFA	52 68								
319	A	Southeastern La.	73 58	319	H	Southeastern La.	82 62								
334	H	New Orleans	70 53	89	H	Central Ark.	49 74								

Non-Div I Games: LeTourneau 73 44 Xavier (LA) 73 57 LSU-Alexandria 94 65 Central Baptist 86 56 Northwestern St.

Average RPI Win:	85	WON-LOST	WINNING	LAST 10	STRENGTH OF	OPP. STRENGTH	TEAM	ADJ.	CONF.	ADJ CONF.
Average RPI Loss:	4	RECORD	PCT. RANK	GAMES	SCHEDULE	OF SCHEDULE	RPI	RPI	RPI	RPI
DIV. I ONLY	33- 2	3	9- 1	4	7	2	2	4	4	
DIV. I NON-CONF.	14- 2	10	2- 1	10	2	2	2	4	4	
TOTALS	RPI 1-25	RPI 26-50	W-L RECORDS	RPI 51-100	RPI 101-150	RPI 150+				
33- 2	9- 2	6- 0	OVERALL	6- 0	7- 0	5- 0				
16- 0	5- 0	2- 0	HOME	3- 0	3- 0	3- 0				
12- 1	2- 1	2- 0	AWAY	3- 0	4- 0	1- 0				
5- 1	2- 1	2- 0	NEUTRAL	0- 0	0- 0	1- 0				
14- 2	5- 2	2- 0	NON-CONFERENCE	2- 0	2- 0	3- 0				
8- 0	4- 0	1- 0	HOME	1- 0	1- 0	1- 0				
4- 1	0- 1	1- 0	AWAY	1- 0	1- 0	1- 0				
2- 1	1- 1	0- 0	NEUTRAL	0- 0	0- 0	1- 0				
19- 0	4- 0	4- 0	CONFERENCE	4- 0	5- 0	2- 0				
8- 0	1- 0	1- 0	HOME	2- 0	2- 0	2- 0				
8- 0	2- 0	1- 0	AWAY	2- 0	3- 0	0- 0				
3- 0	1- 0	2- 0	NEUTRAL	0- 0	0- 0	0- 0				

RPI 1-25				Team's RPI: 2		RPI 26-50				RPI 51-100				RPI 101+			
RPI	S	Opponent	Score	RPI	S	Opponent	Score	RPI	S	Opponent	Score	RPI	S	Opponent	Score		
1	A	UConn	81 91	28	H	Miami (FL)	90 69	53	H	North Carolina St.	82 46	114	H	Virginia Tech	80 41		
5	H	Oregon St.	62 61	28	N	Miami (FL)	78 67	74	A	Georgia Tech	54 42	120	A	Boston College	63 50		
7	N	Stanford	84 90	43	H	Indiana	87 70	74	H	Georgia Tech	85 76	120	H	Boston College	70 58		
8	H	Syracuse	90 62	44	A	South Dakota St.	75 64	91	A	Virginia	74 46	123	A	Saint Joseph's	91 55		
8	N	Syracuse	68 57	50	A	Duke	68 61	92	H	Bucknell	85 54	124	H	Toledo	74 39		
9	N	UCLA	92 84	50	N	Duke	83 54	96	A	TCU	88 72	132	A	Pittsburgh	65 55		
10	H	Ohio St.	75 72									133	A	Wake Forest	86 52		
13	A	Florida St.	73 66									151	H	North Carolina	88 54		
16	A	Louisville	66 61									177	H	N.C. A&T	95 61		
17	H	Tennessee	79 66									244	A	Valparaiso	110 54		
23	H	DePaul	95 90									251	H	Clemson	71 52		
												300	N	Denver	94 52		
LAST 12 Division I GAMES:																	
				7	N	Stanford	84 90	120	H	Boston College	70 58						
				43	H	Indiana	87 70	251	H	Clemson	71 52						
				177	H	N.C. A&T	95 61	13	A	Florida St.	73 66						
				8	N	Syracuse	68 57	133	A	Wake Forest	86 52						
				28	N	Miami (FL)	78 67	28	H	Miami (FL)	90 69						
				50	N	Duke	83 54	16	A	Louisville	66 61						

Average RPI Win: 232		WON-LOST	WINNING	LAST 10	STRENGTH OF	OPP. STRENGTH	TEAM	ADJ.	CONF.	ADJ CONF.
Average RPI Loss: 149		RECORD	PCT. RANK	GAMES	SCHEDULE	OF SCHEDULE	RPI	RPI	RPI	RPI
DIV. I ONLY		13- 15	192	3- 7	244	177	215	215	14	14
DIV. I NON-CONF.		6- 3	91	0- 0	342	293	223	223	17	17
TOTALS		RPI 1-25	RPI 26-50	W-L RECORDS	RPI 51-100	RPI 101-150	RPI 150+			
13- 15	0- 1		2- 0	OVERALL	0- 1	0- 7	11- 6			
6- 7	0- 1		1- 0	HOME	0- 1	0- 3	5- 2			
7- 7	0- 0		1- 0	AWAY	0- 0	0- 3	6- 4			
0- 1	0- 0		0- 0	NEUTRAL	0- 0	0- 1	0- 0			
6- 3	0- 1		0- 0	NON-CONFERENCE	0- 1	0- 0	6- 1			
2- 2	0- 1		0- 0	HOME	0- 1	0- 0	2- 0			
4- 1	0- 0		0- 0	AWAY	0- 0	0- 0	4- 1			
0- 0	0- 0		0- 0	NEUTRAL	0- 0	0- 0	0- 0			
7- 12	0- 0		2- 0	CONFERENCE	0- 0	0- 7	5- 5			
4- 5	0- 0		1- 0	HOME	0- 0	0- 3	3- 2			
3- 6	0- 0		1- 0	AWAY	0- 0	0- 3	2- 3			
0- 1	0- 0		0- 0	NEUTRAL	0- 0	0- 1	0- 0			

RPI 1-25				RPI 26-50				RPI 51-100				RPI 101+				Team's RPI: 215	
RPI	S	Opponent	Score	RPI	S	Opponent	Score	RPI	S	Opponent	Score	RPI	S	Opponent	Score		
18	H	Michigan St.	62 82	27	A	Green Bay	58 56	79	H	Central Mich.	87 110	108	A	Wright St.	63 79		
				27	H	Green Bay	77 69					108	H	Wright St.	72 77		
												129	A	Youngstown St.	63 67		
												129	H	Youngstown St.	77 96		
												129	N	Youngstown St.	63 65		
												141	A	Milwaukee	64 77		
												141	H	Milwaukee	95 98		
												155	A	Northern Ky.	64 80		
												155	H	Northern Ky.	71 75		
												160	A	Detroit	79 73		
												160	H	Detroit	77 82		
												220	H	Dartmouth	78 60		
												244	A	Valparaiso	66 81		
												244	H	Valparaiso	87 77		
												250	A	Ill.-Chicago	78 76		
												250	H	Ill.-Chicago	78 73		
												264	A	Cleveland St.	75 88		
												264	H	Cleveland St.	79 69		
												277	A	Vermont	74 68		
												282	A	Miami (OH)	54 65		
												292	A	Niagara	77 67		
												313	H	IPFW	81 74		
												345	A	Chicago St.	74 51		
												347	A	Norfolk St.	83 73		
LAST 12 Division I GAMES:																	
				129	N	Youngstown St.	63 65	250	H	Ill.-Chicago	78 73						
				27	H	Green Bay	77 69	244	H	Valparaiso	87 77						
				141	H	Milwaukee	95 98	264	A	Cleveland St.	75 88						
				160	H	Detroit	77 82	129	A	Youngstown St.	63 67						
				155	A	Northern Ky.	64 80	141	A	Milwaukee	64 77						
				108	A	Wright St.	63 79	27	A	Green Bay	58 56						

Non-Div I Games:	Rochester College	83	49	Mich.-Dearborn	123	38
------------------	-------------------	----	----	----------------	-----	----

Oakland

Loss, Non-Conf, S Site, H Home A Away N Neutral

Average RPI Win:	184	WON-LOST	WINNING	LAST 10	STRENGTH OF	OPP. STRENGTH	TEAM	ADJ.	CONF.	ADJ CONF.
Average RPI Loss:	94	RECORD	PCT. RANK	GAMES	SCHEDULE	OF SCHEDULE	RPI	RPI	RPI	RPI
DIV. I ONLY	26- 7	25	7- 3	159	116	51	51	11	11	
DIV. I NON-CONF.	10- 4	74	2- 1	162	72	63	63	13	13	
TOTALS	RPI 1-25	RPI 26-50	W-L RECORDS	RPI 51-100	RPI 101-150	RPI 150+				
26- 7	0- 1	1- 0	OVERALL	6- 2	7- 3	12- 1				
13- 1	0- 0	0- 0	HOME	3- 0	4- 1	6- 0				
9- 5	0- 0	0- 0	AWAY	2- 2	2- 0	5- 0				
4- 1	0- 0	1- 0	NEUTRAL	1- 0	1- 1	1- 0				
10- 4	0- 1	1- 0	NON-CONFERENCE	2- 2	3- 0	4- 1				
5- 0	0- 0	0- 0	HOME	1- 0	2- 0	2- 0				
1- 4	0- 1	0- 0	AWAY	0- 2	0- 0	1- 1				
4- 0	0- 0	1- 0	NEUTRAL	1- 0	1- 0	1- 0				
16- 3	0- 0	0- 0	CONFERENCE	4- 0	4- 3	8- 0				
8- 1	0- 0	0- 0	HOME	2- 0	2- 1	4- 0				
8- 1	0- 0	0- 0	AWAY	2- 0	2- 1	4- 0				
0- 1	0- 0	0- 0	NEUTRAL	0- 0	0- 1	0- 0				

RPI S	Opponent	Score	RPI S	Opponent	Score	RPI S	Opponent	Score	RPI S	Opponent	Score
19 A	Duquesne	47 64	43 N	Indiana	63 56	54 N	FGCU	69 57	106 A	Buffalo	43 51
						55 A	Temple	61 75	106 H	Buffalo	58 70
						61 A	Ball St.	68 67	106 N	Buffalo	60 72
						61 H	Ball St.	73 48	114 H	Virginia Tech	64 57
						62 H	Middle Tenn.	72 49	124 A	Toledo	77 57
						77 A	Vanderbilt	59 62	131 H	Marshall	76 68
						79 H	Central Mich.	86 84	134 A	Akron	101 73
						83 A	Eastern Mich.	71 64	134 H	Akron	75 55
									146 N	East Carolina	64 61
									149 H	Western Mich.	73 63
									188 A	Illinois	53 62
									258 A	Bowling Green	72 57
									258 H	Bowling Green	75 58
									262 H	Saint Francis (PA)	91 65
									263 A	Northern Ill.	72 47
									263 H	Northern Ill.	95 70
									276 A	UNCW	75 59
									282 A	Miami (OH)	77 58
									282 H	Miami (OH)	72 44
									313 H	IPFW	79 52
									318 A	Kent St.	93 54
									318 H	Kent St.	86 52
									328 N	Winthrop	75 54
LAST 12 Division I GAMES:											
55 A	Temple	61 75	106 H	Buffalo	58 70						
114 H	Virginia Tech	64 57	318 H	Kent St.	86 52						
131 H	Marshall	76 68	134 A	Akron	101 73						
106 N	Buffalo	60 72	282 H	Miami (OH)	72 44						
282 A	Miami (OH)	77 58	124 A	Toledo	77 57						
258 H	Bowling Green	75 58	263 H	Northern Ill.	95 70						

Non-Div I Games:

Ohio

■ Loss,
■ Non-Conf,
■ S Site,
■ H Home
■ A Away
N Neutral

Average RPI Win:	103	WON-LOST	WINNING	LAST 10	STRENGTH OF	OPP. STRENGTH	TEAM	ADJ.	CONF.	ADJ CONF.
Average RPI Loss:	32	RECORD	PCT. RANK	GAMES	SCHEDULE	OF SCHEDULE	RPI	RPI	RPI	RPI
DIV. I ONLY	26- 8	33	6- 4	6	14	10	10	5	5	
DIV. I NON-CONF.	10- 4	74	2- 1	7	11	14	14	5	5	
TOTALS	RPI 1-25	RPI 26-50	W-L RECORDS	RPI 51-100	RPI 101-150	RPI 150+				
26- 8	5- 6	2- 0	OVERALL	8- 1	5- 1	6- 0				
16- 1	3- 1	2- 0	HOME	4- 0	3- 0	4- 0				
7- 5	1- 3	0- 0	AWAY	3- 1	1- 1	2- 0				
3- 2	1- 2	0- 0	NEUTRAL	1- 0	1- 0	0- 0				
10- 4	2- 4	1- 0	NON-CONFERENCE	2- 0	2- 0	3- 0				
7- 1	1- 1	1- 0	HOME	2- 0	1- 0	2- 0				
1- 2	0- 2	0- 0	AWAY	0- 0	0- 0	1- 0				
2- 1	1- 1	0- 0	NEUTRAL	0- 0	1- 0	0- 0				
16- 4	3- 2	1- 0	CONFERENCE	6- 1	3- 1	3- 0				
9- 0	2- 0	1- 0	HOME	2- 0	2- 0	2- 0				
6- 3	1- 1	0- 0	AWAY	3- 1	1- 1	1- 0				
1- 1	0- 1	0- 0	NEUTRAL	1- 0	0- 0	0- 0				

RPI	S	Opponent	Score	RPI	S	Opponent	Score	RPI	S	Opponent	Score	RPI	S	Opponent	Score
1	H	UConn	56 100	43	H	Indiana	97 70	59	A	Michigan	97 93	106	H	Buffalo	88 69
2	A	Notre Dame	72 75	46	H	Princeton	90 70	66	A	Rutgers	67 58	109	A	Northwestern	82 86
4	A	South Carolina	80 88					66	H	Rutgers	90 78	109	H	Northwestern	76 73
11	A	Maryland	80 71					66	N	Rutgers	73 58	111	H	Nebraska	96 70
11	H	Maryland	94 86					68	A	Iowa	98 81	127	N	Liberty	75 65
17	N	Tennessee	62 78					72	H	Purdue	90 70	139	A	Penn St.	77 63
18	A	Michigan St.	105 107					82	H	Belmont	84 56	177	H	N.C. A&T	89 56
18	H	Michigan St.	85 80					86	A	Minnesota	88 90	188	A	Illinois	80 70
18	N	Michigan St.	63 82					91	H	Virginia	93 73	188	H	Illinois	117 74
24	H	West Virginia	88 81									203	H	Wisconsin	87 61
25	N	Texas A&M	95 80									243	A	Cincinnati	105 76
												343	H	Wagner	106 47
LAST 12 Division I GAMES:															
17	N	Tennessee	62 78	86	A	Minnesota	88 90								
24	H	West Virginia	88 81	188	H	Illinois	117 74								
106	H	Buffalo	88 69	111	H	Nebraska	96 70								
18	N	Michigan St.	63 82	139	A	Penn St.	77 63								
66	N	Rutgers	73 58	68	A	Iowa	98 81								
18	A	Michigan St.	105 107	11	H	Maryland	94 86								

Non-Div I Games:

Ohio St.

Average RPI Win:	127	WON-LOST	WINNING	LAST 10	STRENGTH OF	OPP. STRENGTH	TEAM	ADJ.	CONF.	ADJ CONF.
Average RPI Loss:	39	RECORD	PCT. RANK	GAMES	SCHEDULE	OF SCHEDULE	RPI	RPI	RPI	RPI
DIV. I ONLY	22- 11	75	6- 4	29	10	26	26	2	2	
DIV. I NON-CONF.	10- 3	48	1- 1	143	29	61	61	2	2	
TOTALS	RPI 1-25	RPI 26-50	W-L RECORDS	RPI 51-100	RPI 101-150	RPI 150+				
22- 11	4- 7	2- 3	OVERALL	5- 0	5- 0	6- 1				
11- 3	3- 1	1- 1	HOME	2- 0	2- 0	3- 1				
7- 6	1- 4	0- 2	AWAY	1- 0	2- 0	3- 0				
4- 2	0- 2	1- 0	NEUTRAL	2- 0	1- 0	0- 0				
10- 3	2- 2	0- 0	NON-CONFERENCE	3- 0	1- 0	4- 1				
4- 1	1- 0	0- 0	HOME	1- 0	0- 0	2- 1				
3- 1	1- 1	0- 0	AWAY	0- 0	0- 0	2- 0				
3- 1	0- 1	0- 0	NEUTRAL	2- 0	1- 0	0- 0				
12- 8	2- 5	2- 3	CONFERENCE	2- 0	4- 0	2- 0				
7- 2	2- 1	1- 1	HOME	1- 0	2- 0	1- 0				
4- 5	0- 3	0- 2	AWAY	1- 0	2- 0	1- 0				
1- 1	0- 1	1- 0	NEUTRAL	0- 0	0- 0	0- 0				

RPI 1-25				RPI 26-50				Team's RPI: 26	RPI 51-100				RPI 101+			
RPI	S	Opponent	Score	RPI	S	Opponent	Score		RPI	S	Opponent	Score	RPI	S	Opponent	Score
3	A	Baylor	68 78	35	A	Oklahoma St.	42 73		72	N	Purdue	61 45	120	N	Boston College	76 61
3	H	Baylor	70 78	35	H	Oklahoma St.	69 71		73	N	Utah	70 55	137	A	Iowa St.	77 71
3	N	Baylor	57 84	35	N	Oklahoma St.	61 43		96	A	TCU	78 65	137	H	Iowa St.	85 54
6	A	Texas	76 83	41	A	Kansas St.	71 87		96	H	TCU	77 64	143	A	Texas Tech	70 60
6	H	Texas	74 56	41	H	Kansas St.	68 58		98	H	Little Rock	65 52	143	H	Texas Tech	92 53
14	A	Kentucky	58 79										190	A	Tulsa	75 62
15	A	Washington	71 68										222	A	Kansas	72 66
22	H	BYU	73 47										222	H	Kansas	67 44
24	A	West Virginia	55 63										239	H	North Texas	57 61
24	H	West Virginia	57 54										265	H	UTSA	80 41
25	N	Texas A&M	68 74										299	A	Bradley	79 46
													328	H	Winthrop	78 48
LAST 12 Division I GAMES:																
14	A	Kentucky	58 79	3	H	Baylor	70 78		222	A	Kansas	72 66				
72	N	Purdue	61 45	24	A	West Virginia	55 63		6	H	Texas	74 56				
3	N	Baylor	57 84	41	A	Kansas St.	71 87		41	A	Kansas St.	71 87				
35	N	Oklahoma St.	61 43	96	H	TCU	77 64									
143	A	Texas Tech	70 60													
137	H	Iowa St.	85 54													

Non-Div I Games:

Oklahoma

■ Loss,
■ Non-Conf, S Site,
■ Home
■ Away
N Neutral

Average RPI Win:	141	WON-LOST	WINNING	LAST 10	STRENGTH OF	OPP. STRENGTH	TEAM	ADJ.	CONF.	ADJ CONF.
Average RPI Loss:	39	RECORD	PCT. RANK	GAMES	SCHEDULE	OF SCHEDULE	RPI	RPI	RPI	RPI
DIV. I ONLY	21- 10	71	4- 6	39	37	35	35	2	2	
DIV. I NON-CONF.	10- 2	24	0- 1	141	200	55	55	2	2	
TOTALS	RPI 1-25	RPI 26-50	W-L RECORDS	RPI 51-100	RPI 101-150	RPI 150+				
21- 10	2- 5	3- 3	OVERALL	3- 1	5- 1	8- 0				
16- 1	2- 1	2- 0	HOME	2- 0	4- 0	6- 0				
5- 7	0- 4	1- 1	AWAY	1- 1	1- 1	2- 0				
0- 2	0- 0	0- 2	NEUTRAL	0- 0	0- 0	0- 0				
10- 2	0- 1	0- 1	NON-CONFERENCE	2- 0	2- 0	6- 0				
8- 0	0- 0	0- 0	HOME	1- 0	2- 0	5- 0				
2- 1	0- 1	0- 0	AWAY	1- 0	0- 0	1- 0				
0- 1	0- 0	0- 1	NEUTRAL	0- 0	0- 0	0- 0				
11- 8	2- 4	3- 2	CONFERENCE	1- 1	3- 1	2- 0				
8- 1	2- 1	2- 0	HOME	1- 0	2- 0	1- 0				
3- 6	0- 3	1- 1	AWAY	0- 1	1- 1	1- 0				
0- 1	0- 0	0- 1	NEUTRAL	0- 0	0- 0	0- 0				

RPI S Opponent	Score	RPI S Opponent	Score	Team's RPI: 35	RPI S Opponent	Score	RPI S Opponent	Score
3 A Baylor	41 66	26 A Oklahoma	71 69		81 A Missouri St.	74 55	137 A Iowa St.	42 49
3 H Baylor	52 45	26 H Oklahoma	73 42		93 H Washington St.	70 60	137 H Iowa St.	79 76
6 A Texas	55 70	26 N Oklahoma	43 61		96 A TCU	65 79	140 H Oral Roberts	59 55
6 H Texas	48 78	30 N St. Bonaventure	54 65		96 H TCU	80 52	143 A Texas Tech	69 46
20 A South Fla.	46 68	41 A Kansas St.	44 47				143 H Texas Tech	70 57
24 A West Virginia	48 82	41 H Kansas St.	59 51				147 H SIUE	86 61
24 H West Virginia	63 51						151 H North Carolina	77 67
							186 H UTRGV	78 54
							222 A Kansas	74 46
							222 H Kansas	71 49
							229 H Texas Southern	87 52
							272 A UCF	74 55
							283 H Lamar	90 45
							297 H Savannah St.	76 48
LAST 12 Division I GAMES:								
30 N St. Bonaventure	54 65	3 A Baylor	41 66					
26 N Oklahoma	43 61	24 H West Virginia	63 51					
41 H Kansas St.	59 51	6 A Texas	55 70					
24 A West Virginia	48 82	143 H Texas Tech	70 57					
222 H Kansas	71 49	26 A Oklahoma	71 69					
96 A TCU	65 79	96 H TCU	80 52					

Non-Div I Games:

Oklahoma St.

■ Loss,
 ■ Non-Conf,
 ■ S Site,
 ■ H Home
 ■ A Away
 N Neutral

Average RPI Win:	194	WON-LOST	WINNING	LAST 10	STRENGTH OF	OPP. STRENGTH	TEAM	ADJ.	CONF.	ADJ CONF.
Average RPI Loss:	119	RECORD	PCT. RANK	GAMES	SCHEDULE	OF SCHEDULE	RPI	RPI	RPI	RPI
DIV. I ONLY	17- 17	164	6- 4	88	140	135	135	12	12	
DIV. I NON-CONF.	4- 8	231	0- 0	156	227	216	216	10	10	
TOTALS	RPI 1-25	RPI 26-50	W-L RECORDS	RPI 51-100	RPI 101-150	RPI 150+				
17- 17	0- 1	1- 5	OVERALL	4- 2	1- 2	11- 7				
9- 4	0- 0	0- 2	HOME	1- 0	1- 0	7- 2				
5- 9	0- 0	0- 2	AWAY	2- 1	0- 1	3- 5				
3- 4	0- 1	1- 1	NEUTRAL	1- 1	0- 1	1- 0				
4- 8	0- 1	0- 2	NON-CONFERENCE	0- 1	0- 1	4- 3				
2- 2	0- 0	0- 1	HOME	0- 0	0- 0	2- 1				
2- 3	0- 0	0- 0	AWAY	0- 1	0- 0	2- 2				
0- 3	0- 1	0- 1	NEUTRAL	0- 0	0- 1	0- 0				
13- 9	0- 0	1- 3	CONFERENCE	4- 1	1- 1	7- 4				
7- 2	0- 0	0- 1	HOME	1- 0	1- 0	5- 1				
3- 6	0- 0	0- 2	AWAY	2- 0	0- 1	1- 3				
3- 1	0- 0	1- 0	NEUTRAL	1- 1	0- 0	1- 0				

RPI S	Opponent	Score	RPI S	Opponent	Score	RPI S	Opponent	Score	RPI S	Opponent	Score	Team's RPI: 135
11 N	Maryland	49 95	28 H	Miami (FL)	35 61	62 A	Middle Tenn.	61 58	131 A	Marshall	62 80	
			31 A	Western Ky.	51 68	62 N	Middle Tenn.	54 70	131 H	Marshall	77 55	
			31 H	Western Ky.	74 85	80 A	VCU	54 74	132 N	Pittsburgh	58 67	
			36 A	UTEP	64 70	100 A	Charlotte	71 59	156 A	UAB	55 58	
			36 N	UTEP	66 54	100 H	Charlotte	94 85	166 H	ETSU	52 56	
			44 N	South Dakota St.	39 71	100 N	Charlotte	57 54	181 H	Fla. Atlantic	85 45	
									192 H	Southern Miss.	53 45	
									200 A	Richmond	57 62	
									204 H	Loyola Maryland	64 41	
									206 H	Louisiana Tech	51 69	
									218 A	William & Mary	64 75	
									228 A	Rice	46 68	
									228 H	Rice	61 52	
									239 A	North Texas	65 48	
									239 H	North Texas	62 55	
									239 N	North Texas	62 55	
									265 A	UTSA	67 70	
									279 A	UMES	69 52	
									304 H	FIU	84 49	
									327 A	Howard	83 64	
									343 H	Wagner	71 57	
LAST 12 Division I GAMES:												
62 N	Middle Tenn.	54 70	265 A	UTSA	67 70							
36 N	UTEP	66 54	36 A	UTEP	64 70							
100 N	Charlotte	57 54	131 H	Marshall	77 55							
239 N	North Texas	62 55	31 H	Western Ky.	74 85							
228 H	Rice	61 52	228 A	Rice	46 68							
239 H	North Texas	62 55	239 A	North Texas	65 48							

Non-Div I Games:

Old Dominion

■ Loss,
■ Non-Conf,
■ S Site,
■ Home
■ A Away
N Neutral

Average RPI Win:	214	WON-LOST	WINNING	LAST 10	STRENGTH OF	OPP. STRENGTH	TEAM	ADJ.	CONF.	ADJ CONF.
Average RPI Loss:	65	RECORD	PCT. RANK	GAMES	SCHEDULE	OF SCHEDULE	RPI	RPI	RPI	RPI
DIV. I ONLY	10- 20	264	0- 10	56	70	179	179	3	3	
DIV. I NON-CONF.	8- 5	113	0- 0	252	326	190	190	3	3	
TOTALS	RPI 1-25	RPI 26-50	W-L RECORDS	RPI 51-100	RPI 101-150	RPI 150+				
10- 20	1- 7	1- 4	OVERALL	1- 4	1- 3	6- 2				
8- 9	1- 3	1- 3	HOME	1- 2	1- 1	4- 0				
2- 10	0- 4	0- 1	AWAY	0- 1	0- 2	2- 2				
0- 1	0- 0	0- 0	NEUTRAL	0- 1	0- 0	0- 0				
8- 5	0- 0	1- 0	NON-CONFERENCE	0- 3	1- 1	6- 1				
6- 3	0- 0	1- 0	HOME	0- 2	1- 1	4- 0				
2- 2	0- 0	0- 0	AWAY	0- 1	0- 0	2- 1				
0- 0	0- 0	0- 0	NEUTRAL	0- 0	0- 0	0- 0				
2- 15	1- 7	0- 4	CONFERENCE	1- 1	0- 2	0- 1				
2- 6	1- 3	0- 3	HOME	1- 0	0- 0	0- 0				
0- 8	0- 4	0- 1	AWAY	0- 0	0- 2	0- 1				
0- 1	0- 0	0- 0	NEUTRAL	0- 1	0- 0	0- 0				

RPI	S	Opponent	Score	RPI	S	Opponent	Score	RPI	S	Opponent	Score	RPI	S	Opponent	Score	Team's RPI: 179
4	A	South Carolina	62 81	29	H	Florida	65 85	62	A	Middle Tenn.	75 84	116	H	La.-Lafayette	78 82	
4	H	South Carolina	45 66	31	H	Western Ky.	59 53	64	H	Tulane	59 61	130	A	LSU	57 76	
14	H	Kentucky	73 65	39	H	Missouri	46 60	77	H	Vanderbilt	55 52	142	A	Arkansas	49 60	
17	A	Tennessee	51 57	45	A	Georgia	56 70	77	N	Vanderbilt	59 74	148	H	McNeese St.	96 56	
21	A	Mississippi St.	51 79	49	H	Auburn	60 65	81	H	Missouri St.	78 91	158	A	Stony Brook	72 57	
21	H	Mississippi St.	51 60									159	A	Alabama	37 48	
25	A	Texas A&M	58 81									192	A	Southern Miss.	38 57	
25	H	Texas A&M	48 62									334	H	New Orleans	97 59	
												336	H	Ark.-Pine Bluff	80 45	
												343	A	Wagner	86 49	
												346	H	Alabama A&M	103 42	
												349	H	Mississippi Val.	97 61	
LAST 12 Division I GAMES:																
77	N	Vanderbilt	59 74	49	H	Auburn	60 65									
142	A	Arkansas	49 60	45	A	Georgia	56 70									
4	H	South Carolina	45 66	159	A	Alabama	37 48									
21	H	Mississippi St.	51 60	39	H	Missouri	46 60									
17	A	Tennessee	51 57	4	A	South Carolina	62 81									
25	H	Texas A&M	48 62	14	H	Kentucky	73 65									

Non-Div I Games:

Ole Miss

■ Loss,
■ Non-Conf,
■ S Site,
■ H Home
■ A Away
N Neutral

Average RPI Win:	268	WON-LOST	WINNING	LAST 10	STRENGTH OF	OPP. STRENGTH	TEAM	ADJ.	CONF.	ADJ CONF.
Average RPI Loss:	132	RECORD	PCT. RANK	GAMES	SCHEDULE	OF SCHEDULE	RPI	RPI	RPI	RPI
DIV. I ONLY	13- 15	192	4- 6	264	209	236	236	16	16	
DIV. I NON-CONF.	5- 5	151	0- 0	328	319	270	270	15	15	
TOTALS	RPI 1-25	RPI 26-50	W-L RECORDS	RPI 51-100	RPI 101-150	RPI 150+				
13- 15	0- 0	0- 5	OVERALL	0- 0	2- 6	11- 4				
8- 5	0- 0	0- 2	HOME	0- 0	1- 2	7- 1				
3- 8	0- 0	0- 2	AWAY	0- 0	0- 4	3- 2				
2- 2	0- 0	0- 1	NEUTRAL	0- 0	1- 0	1- 1				
5- 5	0- 0	0- 0	NON-CONFERENCE	0- 0	0- 3	5- 2				
3- 2	0- 0	0- 0	HOME	0- 0	0- 1	3- 1				
1- 2	0- 0	0- 0	AWAY	0- 0	0- 2	1- 0				
1- 1	0- 0	0- 0	NEUTRAL	0- 0	0- 0	1- 1				
8- 10	0- 0	0- 5	CONFERENCE	0- 0	2- 3	6- 2				
5- 3	0- 0	0- 2	HOME	0- 0	1- 1	4- 0				
2- 6	0- 0	0- 2	AWAY	0- 0	0- 2	2- 2				
1- 1	0- 0	0- 1	NEUTRAL	0- 0	1- 0	0- 0				

RPI 1-25				RPI 26-50				RPI 51-100				RPI 101+ Team's RPI: 236			
RPI	S	Opponent	Score	RPI	S	Opponent	Score	RPI	S	Opponent	Score	RPI	S	Opponent	Score
				37	A	South Dakota	76 82					103	A	North Dakota	52 67
				37	H	South Dakota	55 70					118	H	Creighton	46 69
				44	A	South Dakota St.	58 68					122	A	IUPUI	59 75
				44	H	South Dakota St.	47 65					122	H	IUPUI	57 54
				44	N	South Dakota St.	60 76					122	N	IUPUI	62 51
												140	A	Oral Roberts	58 67
												140	H	Oral Roberts	65 67
												147	A	SIUE	86 90
												205	H	Utah Valley	59 74
												224	A	Western Ill.	55 74
												224	H	Western Ill.	79 66
												231	A	Indiana St.	51 50
												261	N	Houston Baptist	51 64
												272	H	UCF	75 60
												300	A	Denver	70 60
												300	H	Denver	67 55
												308	H	UMKC	57 42
												313	A	IPFW	60 58
												313	H	IPFW	71 64
												320	A	North Dakota St.	67 74
												320	H	North Dakota St.	77 52
												322	N	Illinois St.	60 56
												339	H	Eastern Ill.	76 67
LAST 12 Division I GAMES:															
				44	N	South Dakota St.	60 76					313	H	IPFW	71 64
				122	N	IUPUI	62 51					37	H	South Dakota	55 70
				300	A	Denver	70 60					44	H	South Dakota St.	47 65
				140	A	Oral Roberts	58 67					224	A	Western Ill.	55 74
				122	H	IUPUI	57 54					313	A	IPFW	60 58
				320	A	North Dakota St.	67 74					140	H	Oral Roberts	65 67

Non-Div I Games: Midland 58 53 Waldorf 97 32

Omaha

Loss, Non-Conf, S Site, H Home A Away N Neutral

Oral Roberts

Through Games Of April 5, 2016

Average RPI Win:	234	WON-LOST	WINNING	LAST 10	STRENGTH OF	OPP. STRENGTH	TEAM	ADJ.	CONF.	ADJ CONF.
Average RPI Loss:	104	RECORD	PCT. RANK	GAMES	SCHEDULE	OF SCHEDULE	RPI	RPI	RPI	RPI
DIV. I ONLY	13- 15	192	5- 5	123	127	140	140	16	16	
DIV. I NON-CONF.	2- 8	288	0- 0	88	15	164	164	15	15	
TOTALS	RPI 1-25	RPI 26-50	W-L RECORDS	RPI 51-100	RPI 101-150	RPI 150+				
13- 15	0- 1	1- 5	OVERALL	0- 4	1- 2	11- 3				
6- 3	0- 0	1- 1	HOME	0- 1	0- 1	5- 0				
6- 11	0- 1	0- 3	AWAY	0- 3	1- 1	5- 3				
1- 1	0- 0	0- 1	NEUTRAL	0- 0	0- 0	1- 0				
2- 8	0- 1	0- 1	NON-CONFERENCE	0- 4	0- 1	2- 1				
0- 1	0- 0	0- 0	HOME	0- 1	0- 0	0- 0				
2- 7	0- 1	0- 1	AWAY	0- 3	0- 1	2- 1				
0- 0	0- 0	0- 0	NEUTRAL	0- 0	0- 0	0- 0				
11- 7	0- 0	1- 4	CONFERENCE	0- 0	1- 1	9- 2				
6- 2	0- 0	1- 1	HOME	0- 0	0- 1	5- 0				
4- 4	0- 0	0- 2	AWAY	0- 0	1- 0	3- 2				
1- 1	0- 0	0- 1	NEUTRAL	0- 0	0- 0	1- 0				

RPI 1-25				RPI 26-50				RPI 51-100				RPI 101+ Team's RPI: 140			
RPI	S	Opponent	Score	RPI	S	Opponent	Score	RPI	S	Opponent	Score	RPI	S	Opponent	Score
3	A	Baylor	39 97	35	A	Oklahoma St.	55 59	59	A	Michigan	44 61	122	A	IUPUI	52 47
				37	A	South Dakota	48 71	81	A	Missouri St.	64 72	122	H	IUPUI	54 57
				37	H	South Dakota	60 56	83	A	Eastern Mich.	69 77	142	A	Arkansas	50 65
				37	N	South Dakota	61 78	98	H	Little Rock	52 66	190	A	Tulsa	59 53
				44	A	South Dakota St.	48 60					222	A	Kansas	70 63
				44	H	South Dakota St.	50 68					224	A	Western Ill.	61 72
												224	H	Western Ill.	79 55
												224	N	Western Ill.	68 55
												234	A	Grand Canyon	64 66
												236	A	Omaha	67 65
												236	H	Omaha	67 58
												300	A	Denver	59 56
												300	H	Denver	65 33
												313	A	IPFW	48 54
												313	H	IPFW	61 59
												320	A	North Dakota St.	52 42
												320	H	North Dakota St.	59 58
LAST 12 Division I GAMES:															
				37	N	South Dakota	61 78	44	A	South Dakota St.	48 60				
				224	N	Western Ill.	68 55	300	A	Denver	59 56				
				236	H	Omaha	67 58	320	H	North Dakota St.	59 58				
				224	H	Western Ill.	79 55	122	H	IUPUI	54 57				
				313	A	IPFW	48 54	44	H	South Dakota St.	50 68				
				37	A	South Dakota	48 71	300	H	Denver	65 33				

Non-Div I Games: Lyon 49 68 Evangel 89 46

Oral Roberts

Loss, Non-Conf, S Site, H Home A Away N Neutral

Average RPI Win:	150	WON-LOST	WINNING	LAST 10	STRENGTH OF	OPP. STRENGTH	TEAM	ADJ.	CONF.	ADJ CONF.
Average RPI Loss:	32	RECORD	PCT. RANK	GAMES	SCHEDULE	OF SCHEDULE	RPI	RPI	RPI	RPI
DIV. I ONLY	24- 11	70	5- 5	75	16	58	58	1	1	
DIV. I NON-CONF.	14- 1	4	3- 1	214	135	38	38	1	1	

TOTALS	RPI 1-25	RPI 26-50	W-L RECORDS	RPI 51-100	RPI 101-150	RPI 150+				
24- 11	1- 7	1- 1	OVERALL	8- 2	3- 1	11- 0				
18- 4	0- 4	0- 0	HOME	6- 0	3- 0	9- 0				
6- 6	1- 3	1- 1	AWAY	2- 2	0- 0	2- 0				
0- 1	0- 0	0- 0	NEUTRAL	0- 0	0- 1	0- 0				
14- 1	0- 0	1- 1	NON-CONFERENCE	2- 0	2- 0	9- 0				
12- 0	0- 0	0- 0	HOME	2- 0	2- 0	8- 0				
2- 1	0- 0	1- 1	AWAY	0- 0	0- 0	1- 0				
0- 0	0- 0	0- 0	NEUTRAL	0- 0	0- 0	0- 0				
10- 10	1- 7	0- 0	CONFERENCE	6- 2	1- 1	2- 0				
6- 4	0- 4	0- 0	HOME	4- 0	1- 0	1- 0				
4- 5	1- 3	0- 0	AWAY	2- 2	0- 0	1- 0				
0- 1	0- 0	0- 0	NEUTRAL	0- 0	0- 1	0- 0				

RPI 1-25				RPI 26-50				RPI 51-100 Team's RPI: 58				RPI 101+			
RPI	S	Opponent	Score	RPI	S	Opponent	Score	RPI	S	Opponent	Score	RPI	S	Opponent	Score
5	A	Oregon St.	33 60	36	A	UTEP	71 67	56	A	Southern California	67 74	103	H	North Dakota	77 51
5	H	Oregon St.	45 59	37	A	South Dakota	54 88	56	H	Southern California	69 60	126	H	Arizona	76 54
7	A	Stanford	42 69					70	H	UC Riverside	95 81	126	N	Arizona	68 74
7	H	Stanford	62 64					73	A	Utah	77 65	136	H	Long Beach St.	84 76
9	A	UCLA	69 80					73	H	Utah	73 63	151	A	North Carolina	79 77
9	H	UCLA	72 77					73	H	Utah	69 58	195	A	Colorado	59 46
12	H	Arizona St.	58 63					84	A	California	54 65	195	H	Colorado	77 70
15	A	Washington	75 63					84	H	California	69 59	201	H	San Jose St.	104 74
								93	A	Washington St.	73 48	205	H	Utah Valley	79 68
								97	H	Fresno St.	84 59	207	H	Hampton	86 51
												251	H	Clemson	69 56
												266	H	UC Santa Barbara	79 51
												273	H	Seattle	82 62
												294	H	Portland	93 52
												317	H	Portland St.	122 59

LAST 12 Division I GAMES:															
				37	A	South Dakota	54 88	7	A	Stanford	42 69				
				36	A	UTEP	71 67	84	A	California	54 65				
				73	H	Utah	73 63	56	H	Southern California	69 60				
				97	H	Fresno St.	84 59	9	H	UCLA	72 77				
				136	H	Long Beach St.	84 76	195	H	Colorado	77 70				
				126	N	Arizona	68 74	73	H	Utah	69 58				

Non-Div I Games:

Oregon

 Loss,
 Non-Conf, S Site,
 Home
 Away
N Neutral

Average RPI Win:	93	WON-LOST	WINNING	LAST 10	STRENGTH OF	OPP. STRENGTH	TEAM	ADJ.	CONF.	ADJ CONF.
Average RPI Loss:	7	RECORD	PCT. RANK	GAMES	SCHEDULE	OF SCHEDULE	RPI	RPI	RPI	RPI
DIV. I ONLY	32- 5	8	8- 2	8	1	5	5	1	1	
DIV. I NON-CONF.	13- 3	33	4- 1	20	13	11	11	1	1	
TOTALS	RPI 1-25	RPI 26-50	W-L RECORDS	RPI 51-100	RPI 101-150	RPI 150+				
32- 5	8- 5	1- 0	OVERALL	12- 0	5- 0	6- 0				
16- 1	3- 1	1- 0	HOME	5- 0	3- 0	4- 0				
9- 3	1- 3	0- 0	AWAY	5- 0	1- 0	2- 0				
7- 1	4- 1	0- 0	NEUTRAL	2- 0	1- 0	0- 0				
13- 3	2- 3	1- 0	NON-CONFERENCE	2- 0	4- 0	4- 0				
7- 1	0- 1	1- 0	HOME	1- 0	2- 0	3- 0				
2- 1	0- 1	0- 0	AWAY	0- 0	1- 0	1- 0				
4- 1	2- 1	0- 0	NEUTRAL	1- 0	1- 0	0- 0				
19- 2	6- 2	0- 0	CONFERENCE	10- 0	1- 0	2- 0				
9- 0	3- 0	0- 0	HOME	4- 0	1- 0	1- 0				
7- 2	1- 2	0- 0	AWAY	5- 0	0- 0	1- 0				
3- 0	2- 0	0- 0	NEUTRAL	1- 0	0- 0	0- 0				

RPI	S	Opponent	Score	RPI	S	Opponent	Score	RPI	S	Opponent	Score	RPI	S	Opponent	Score
1	N	UConn	51 80	30	H	St. Bonaventure	69 40	56	A	Southern California	57 49	105	A	Marquette	65 58
2	A	Notre Dame	61 62					56	H	Southern California	76 52	112	H	Troy	73 31
3	N	Baylor	60 57					56	N	Southern California	63 53	113	H	Idaho	69 44
7	A	Stanford	54 76					58	A	Oregon	59 45	126	H	Arizona	71 43
7	H	Stanford	58 50					58	H	Oregon	60 33	142	N	Arkansas	63 47
9	A	UCLA	51 71					63	N	Hofstra	73 50	195	A	Colorado	61 47
9	H	UCLA	64 54					70	H	UC Riverside	86 65	195	H	Colorado	73 50
9	N	UCLA	69 57					73	A	Utah	62 53	199	H	Cal Poly	80 43
12	H	Arizona St.	67 44					73	H	Utah	72 53	217	H	CSU Bakersfield	75 51
15	A	Washington	61 53					84	A	California	54 44	294	A	Portland	94 50
15	N	Washington	57 55					84	H	California	70 48	315	H	Longwood	110 45
17	H	Tennessee	50 53					93	A	Washington St.	54 45				
23	N	DePaul	83 71												
LAST 12 Division I GAMES:															
1	N	UConn	51 80	15	N	Washington	57 55								
3	N	Baylor	60 57	56	N	Southern California	63 53								
23	N	DePaul	83 71	84	A	California	54 44								
30	H	St. Bonaventure	69 40	7	A	Stanford	54 76								
112	H	Troy	73 31	9	H	UCLA	64 54								
9	N	UCLA	69 57	56	H	Southern California	76 52								

Non-Div I Games:

Oregon St.

Average RPI Win: 217	WON-LOST	WINNING	LAST 10	STRENGTH OF	OPP. STRENGTH	TEAM	ADJ.	CONF.	ADJ CONF.
Average RPI Loss: 124	RECORD	PCT. RANK	GAMES	SCHEDULE	OF SCHEDULE	RPI	RPI	RPI	RPI
DIV. I ONLY	12- 17	223	3- 7	163	131	189	189	9	9
DIV. I NON-CONF.	6- 4	118	0- 0	229	282	122	122	9	9
TOTALS	RPI 1-25	RPI 26-50	W-L RECORDS	RPI 51-100	RPI 101-150	RPI 150+			
12- 17	0- 2	0- 0	OVERALL	1- 7	1- 3	10- 5			
6- 6	0- 1	0- 0	HOME	1- 3	1- 1	4- 1			
6- 10	0- 0	0- 0	AWAY	0- 0	0- 0	6- 0			
0- 1	0- 0	0- 0	NEUTRAL	0- 0	0- 0	0- 1			
6- 4	0- 0	0- 0	NON-CONFERENCE	0- 0	0- 2	6- 2			
2- 1	0- 0	0- 0	HOME	0- 0	0- 1	2- 0			
4- 3	0- 0	0- 0	AWAY	0- 0	0- 1	4- 2			
0- 0	0- 0	0- 0	NEUTRAL	0- 0	0- 0	0- 0			
6- 13	0- 2	0- 0	CONFERENCE	1- 7	1- 1	4- 3			
4- 5	0- 1	0- 0	HOME	1- 3	1- 0	2- 1			
2- 7	0- 1	0- 0	AWAY	0- 4	0- 1	2- 1			
0- 1	0- 0	0- 0	NEUTRAL	0- 0	0- 0	0- 1			

RPI 1-25				RPI 26-50				RPI 51-100				RPI 101+ Team's RPI: 189			
RPI	S	Opponent	Score	RPI	S	Opponent	Score	RPI	S	Opponent	Score	RPI	S	Opponent	Score
22	A	BYU	62 79					69	A	St. Mary's (CA)	75 83	126	A	Arizona	56 69
22	H	BYU	57 67					69	H	St. Mary's (CA)	73 82	128	A	Gonzaga	61 68
								71	A	Santa Clara	52 76	128	H	Gonzaga	84 83
								71	H	Santa Clara	60 66	136	H	Long Beach St.	60 68
								76	A	San Francisco	71 81	151	A	North Carolina	66 63
								76	H	San Francisco	70 57	168	A	UC Davis	66 53
								78	A	San Diego	56 69	173	A	Montana	54 64
								78	H	San Diego	56 59	201	H	San Jose St.	81 69
												213	A	Gardner-Webb	84 77
												217	A	CSU Bakersfield	80 74
												235	A	Utah St.	70 78
												247	A	Loyola Marymount	88 96
												247	H	Loyola Marymount	60 63
												268	A	Pepperdine	92 64
												268	H	Pepperdine	65 62
												268	N	Pepperdine	72 81
												294	A	Portland	72 64
												294	H	Portland	87 38
												326	H	Nevada	74 52
LAST 12 Division I GAMES:															
268	N	Pepperdine	72 81	247	A	Loyola Marymount	88 96								
71	H	Santa Clara	60 66	78	H	San Diego	56 59								
76	A	San Francisco	71 81	22	H	BYU	57 67								
128	H	Gonzaga	84 83	69	A	St. Mary's (CA)	75 83								
294	H	Portland	87 38	128	A	Gonzaga	61 68								
268	A	Pepperdine	92 64	294	A	Portland	72 64								

Non-Div I Games: Stanislaus St. 74 61

Pacific

■ Loss,
 ■ Non-Conf, S Site,
 ■ Home
 ■ Away
 N Neutral

Average RPI Win:	177	WON-LOST	WINNING	LAST 10	STRENGTH OF	OPP. STRENGTH	TEAM	ADJ.	CONF.	ADJ CONF.
Average RPI Loss:	86	RECORD	PCT. RANK	GAMES	SCHEDULE	OF SCHEDULE	RPI	RPI	RPI	RPI
DIV. I ONLY	23- 5	18	8- 2	95	133	32	32	10	10	
DIV. I NON-CONF.	10- 4	74	0- 1	135	127	72	72	12	12	
TOTALS	RPI 1-25	RPI 26-50	W-L RECORDS	RPI 51-100	RPI 101-150	RPI 150+				
23- 5	0- 1	3- 1	OVERALL	2- 1	3- 1	15- 1				
12- 1	0- 0	2- 1	HOME	1- 0	1- 0	8- 0				
11- 3	0- 0	1- 0	AWAY	1- 1	2- 1	7- 1				
0- 1	0- 1	0- 0	NEUTRAL	0- 0	0- 0	0- 0				
10- 4	0- 1	1- 1	NON-CONFERENCE	2- 1	1- 1	6- 0				
5- 1	0- 0	1- 1	HOME	1- 0	0- 0	3- 0				
5- 2	0- 0	0- 0	AWAY	1- 1	1- 1	3- 0				
0- 1	0- 1	0- 0	NEUTRAL	0- 0	0- 0	0- 0				
13- 1	0- 0	2- 0	CONFERENCE	0- 0	2- 0	9- 1				
7- 0	0- 0	1- 0	HOME	0- 0	1- 0	5- 0				
6- 1	0- 0	1- 0	AWAY	0- 0	1- 0	4- 1				
0- 0	0- 0	0- 0	NEUTRAL	0- 0	0- 0	0- 0				

RPI 1-25				RPI 26-50				Team's RPI: 32		RPI 51-100				RPI 101+			
RPI	S	Opponent	Score	RPI	S	Opponent	Score			RPI	S	Opponent	Score	RPI	S	Opponent	Score
15	N	Washington	53 65	46	A	Princeton	62 60			55	A	Temple	60 54	102	A	Harvard	68 48
				46	H	Princeton	50 48			65	A	Villanova	46 66	102	H	Harvard	62 46
				48	H	Colorado St.	49 48			90	H	Drexel	72 67	104	A	Hawaii	64 54
				50	H	Duke	50 57							123	A	Saint Joseph's	46 50
														162	A	Yale	77 59
														162	H	Yale	68 49
														176	A	Cornell	46 51
														176	H	Cornell	65 50
														182	A	UMBC	81 46
														211	A	Brown	69 59
														211	H	Brown	66 49
														220	A	Dartmouth	56 41
														220	H	Dartmouth	65 50
														238	H	Navy	57 43
														240	A	New Hampshire	67 60
														249	A	Columbia	60 42
														249	H	Columbia	71 51
														281	A	La Salle	78 68
														329	H	Lafayette	54 37
														343	H	Wagner	78 50
LAST 12 Division I GAMES:																	
				15	N	Washington	53 65			162	A	Yale	77 59				
				46	A	Princeton	62 60			211	A	Brown	69 59				
				102	H	Harvard	62 46			176	H	Cornell	65 50				
				220	H	Dartmouth	65 50			249	H	Columbia	71 51				
				249	A	Columbia	60 42			220	A	Dartmouth	56 41				
				176	A	Cornell	46 51			102	A	Harvard	68 48				

Non-Div I Games: BYU-Hawaii 73 41

Penn

■ Loss,
 ■ Non-Conf, S Site,
 ■ Home
 ■ Away
 N Neutral

Average RPI Win:	147	WON-LOST	WINNING	LAST 10	STRENGTH OF	OPP. STRENGTH	TEAM	ADJ.	CONF.	ADJ CONF.
Average RPI Loss:	75	RECORD	PCT. RANK	GAMES	SCHEDULE	OF SCHEDULE	RPI	RPI	RPI	RPI
DIV. I ONLY	12- 19	242	4- 6	52	36	139	139	5	5	
DIV. I NON-CONF.	5- 6	178	0- 0	81	94	158	158	5	5	
TOTALS	RPI 1-25	RPI 26-50	W-L RECORDS	RPI 51-100	RPI 101-150	RPI 150+				
12- 19	1- 6	0- 2	OVERALL	2- 6	3- 3	6- 2				
7- 8	0- 3	0- 0	HOME	1- 3	2- 2	4- 0				
4- 9	1- 2	0- 2	AWAY	1- 2	1- 1	1- 2				
1- 2	0- 1	0- 0	NEUTRAL	0- 1	0- 0	1- 0				
5- 6	0- 3	0- 1	NON-CONFERENCE	0- 0	1- 1	4- 1				
5- 1	0- 0	0- 0	HOME	0- 0	1- 1	4- 0				
0- 4	0- 2	0- 1	AWAY	0- 0	0- 0	0- 1				
0- 1	0- 1	0- 0	NEUTRAL	0- 0	0- 0	0- 0				
7- 13	1- 3	0- 1	CONFERENCE	2- 6	2- 2	2- 1				
2- 7	0- 3	0- 0	HOME	1- 3	1- 1	0- 0				
4- 5	1- 0	0- 1	AWAY	1- 2	1- 1	1- 1				
1- 1	0- 0	0- 0	NEUTRAL	0- 1	0- 0	1- 0				

RPI	S	Opponent	Score	RPI	S	Opponent	Score	RPI	S	Opponent	Score	RPI	S	Opponent	Score	Team's RPI: 139
10	H	Ohio St.	63 77	30	A	St. Bonaventure	60 70	59	A	Michigan	73 78	109	A	Northwestern	73 54	
11	H	Maryland	53 89	43	A	Indiana	55 76	59	H	Michigan	87 91	109	H	Northwestern	79 72	
17	A	Tennessee	66 74					66	H	Rutgers	62 74	111	A	Nebraska	69 87	
18	A	Michigan St.	65 61					68	A	Iowa	82 69	111	H	Nebraska	78 83	
18	H	Michigan St.	55 71					68	H	Iowa	81 68	114	H	Virginia Tech	59 64	
20	A	South Fla.	79 101					72	H	Purdue	78 88	129	H	Youngstown St.	68 51	
22	N	BYU	51 63					72	N	Purdue	59 70	163	H	Fordham	75 59	
								86	A	Minnesota	85 98	188	A	Illinois	65 56	
												188	N	Illinois	75 66	
												198	H	Sacred Heart	83 46	
												203	A	Wisconsin	62 82	
												254	H	Holy Cross	86 82	
												275	H	Central Conn. St.	73 47	
												303	A	CSUN	73 81	
LAST 12 Division I GAMES:																
72	N	Purdue	59 70	10	H	Ohio St.	63 77									
188	N	Illinois	75 66	18	A	Michigan St.	65 61									
43	A	Indiana	55 76	66	H	Rutgers	62 74									
68	H	Iowa	81 68	111	A	Nebraska	69 87									
59	A	Michigan	73 78	72	H	Purdue	78 88									
109	A	Northwestern	73 54	11	H	Maryland	53 89									

Non-Div I Games:

Penn St.

■ Loss,
■ Non-Conf,
■ S Site,
■ H Home
■ A Away
N Neutral

Pepperdine

Through Games Of April 5, 2016

Average RPI Win: 239	WON-LOST	WINNING	LAST 10	STRENGTH OF	OPP. STRENGTH	TEAM	ADJ.	CONF.	ADJ CONF.
Average RPI Loss: 124	RECORD	PCT. RANK	GAMES	SCHEDULE	OF SCHEDULE	RPI	RPI	RPI	RPI
DIV. I ONLY	7- 23	302	2- 8	127	134	268	268	9	9
DIV. I NON-CONF.	4- 6	201	0- 0	243	312	238	238	9	9
TOTALS	RPI 1-25	RPI 26-50	W-L RECORDS	RPI 51-100	RPI 101-150	RPI 150+			
7- 23	0- 3	0- 1	OVERALL	1- 8	0- 2	6- 9			
5- 8	0- 1	0- 0	HOME	1- 3	0- 1	4- 3			
1- 13	0- 1	0- 1	AWAY	0- 5	0- 1	1- 5			
1- 2	0- 1	0- 0	NEUTRAL	0- 0	0- 0	1- 1			
4- 6	0- 0	0- 1	NON-CONFERENCE	0- 1	0- 0	4- 4			
3- 1	0- 0	0- 0	HOME	0- 0	0- 0	3- 1			
1- 4	0- 0	0- 1	AWAY	0- 1	0- 0	1- 2			
0- 1	0- 0	0- 0	NEUTRAL	0- 0	0- 0	0- 1			
3- 17	0- 3	0- 0	CONFERENCE	1- 7	0- 2	2- 5			
2- 7	0- 1	0- 0	HOME	1- 3	0- 1	1- 2			
0- 9	0- 1	0- 0	AWAY	0- 4	0- 1	0- 3			
1- 1	0- 1	0- 0	NEUTRAL	0- 0	0- 0	1- 0			

RPI S Opponent	Score	RPI S Opponent	Score	RPI S Opponent	Score	RPI S Opponent	Score	Team's RPI: 268
22 A BYU	64 69	38 A Albany (NY)	49 64	60 A Army West Point	53 63	128 A Gonzaga	39 56	
22 H BYU	66 77			69 A St. Mary's (CA)	72 88	128 H Gonzaga	57 74	
22 N BYU	59 72			69 H St. Mary's (CA)	62 58	171 N George Mason	63 71	
				71 A Santa Clara	50 84	172 A New Mexico	52 60	
				71 H Santa Clara	60 62	189 A Pacific	62 65	
				76 A San Francisco	75 99	189 H Pacific	64 92	
				76 H San Francisco	74 81	189 N Pacific	81 72	
				78 A San Diego	55 74	199 H Cal Poly	47 61	
				78 H San Diego	54 70	212 A UNLV	63 83	
						217 A CSU Bakersfield	76 73	
						247 A Loyola Marymount	69 79	
						247 H Loyola Marymount	77 83	
						266 H UC Santa Barbara	71 69	
						294 A Portland	79 81	
						294 H Portland	74 62	
						300 H Denver	64 60	
						340 H Cal St. Fullerton	81 75	
LAST 12 Division I GAMES:								
22 N BYU	59 72	69 H St. Mary's (CA)	62 58					
189 N Pacific	81 72	128 A Gonzaga	39 56					
247 H Loyola Marymount	77 83	294 A Portland	79 81					
71 A Santa Clara	50 84	22 H BYU	66 77					
76 A San Francisco	75 99	78 H San Diego	54 70					
189 H Pacific	64 92	22 A BYU	64 69					

Non-Div I Games: Alas. Anchorage 61 94

Pepperdine

Loss, Non-Conf, S Site, H Home A Away N Neutral

Average RPI Win:	227	WON-LOST	WINNING	LAST 10	STRENGTH OF	OPP. STRENGTH	TEAM	ADJ.	CONF.	ADJ CONF.
Average RPI Loss:	40	RECORD	PCT. RANK	GAMES	SCHEDULE	OF SCHEDULE	RPI	RPI	RPI	RPI
DIV. I ONLY	13- 18	219	4- 6	46	59	132	132	4	4	
DIV. I NON-CONF.	8- 5	113	0- 0	173	232	141	141	4	4	
TOTALS	RPI 1-25	RPI 26-50	W-L RECORDS	RPI 51-100	RPI 101-150	RPI 150+				
13- 18	0- 8	0- 5	OVERALL	1- 3	2- 2	10- 0				
6- 9	0- 5	0- 1	HOME	0- 2	0- 1	6- 0				
5- 6	0- 2	0- 2	AWAY	1- 1	1- 1	3- 0				
2- 3	0- 1	0- 2	NEUTRAL	0- 0	1- 0	1- 0				
8- 5	0- 2	0- 2	NON-CONFERENCE	0- 1	1- 0	7- 0				
6- 1	0- 1	0- 0	HOME	0- 0	0- 0	6- 0				
1- 2	0- 0	0- 1	AWAY	0- 1	0- 0	1- 0				
1- 2	0- 1	0- 1	NEUTRAL	0- 0	1- 0	0- 0				
5- 13	0- 6	0- 3	CONFERENCE	1- 2	1- 2	3- 0				
0- 8	0- 4	0- 1	HOME	0- 2	0- 1	0- 0				
4- 4	0- 2	0- 1	AWAY	1- 0	1- 1	2- 0				
1- 1	0- 0	0- 1	NEUTRAL	0- 0	0- 0	1- 0				

RPI 1-25				RPI 26-50				RPI 51-100				RPI 101+ Team's RPI: 132			
RPI	S	Opponent	Score	RPI	S	Opponent	Score	RPI	S	Opponent	Score	RPI	S	Opponent	Score
2	H	Notre Dame	55 65	28	A	Miami (FL)	55 79	53	H	North Carolina St.	76 78	114	A	Virginia Tech	59 48
8	A	Syracuse	48 71	28	N	Miami (FL)	55 77	59	A	Michigan	45 82	120	A	Boston College	43 54
8	H	Syracuse	56 70	44	N	South Dakota St.	54 55	74	H	Georgia Tech	60 66	133	H	Wake Forest	49 60
11	N	Maryland	49 70	46	A	Princeton	47 61	91	A	Virginia	58 55	135	N	Old Dominion	67 58
13	H	Florida St.	55 66	50	H	Duke	48 70					151	A	North Carolina	76 60
16	A	Louisville	36 65									151	N	North Carolina	82 72
16	H	Louisville	61 84									251	A	Clemson	59 56
19	H	Duquesne	65 79									254	H	Holy Cross	56 50
												262	A	Saint Francis (PA)	74 59
												274	H	American	76 58
												285	H	Rider	75 44
												316	H	Mt. St. Mary's	74 57
												321	H	Delaware St.	77 43
												343	H	Wagner	67 41
LAST 12 Division I GAMES:															
		28 N Miami (FL)	55 77			114 A Virginia Tech	59 48								
		151 N North Carolina	82 72			16 H Louisville	61 84								
		16 A Louisville	36 65			133 H Wake Forest	49 60								
		74 H Georgia Tech	60 66			251 A Clemson	59 56								
		8 H Syracuse	56 70			50 H Duke	48 70								
		151 A North Carolina	76 60			91 A Virginia	58 55								

Non-Div I Games:

Pittsburgh

■ Loss,
■ Non-Conf, S Site,
■ Home
■ Away
N Neutral

Average RPI Win: 293	WON-LOST	WINNING	LAST 10	STRENGTH OF	OPP. STRENGTH	TEAM	ADJ.	CONF.	ADJ CONF.
Average RPI Loss: 128	RECORD	PCT. RANK	GAMES	SCHEDULE	OF SCHEDULE	RPI	RPI	RPI	RPI
DIV. I ONLY	2- 27	347	1- 9	82	132	294	294	9	9
DIV. I NON-CONF.	1- 9	325	0- 0	77	233	262	262	9	9
TOTALS	RPI 1-25	RPI 26-50	W-L RECORDS	RPI 51-100	RPI 101-150	RPI 150+			
2- 27	0- 4	0- 0	OVERALL	0- 9	0- 2	2- 12			
1- 13	0- 2	0- 0	HOME	0- 4	0- 1	1- 6			
1- 13	0- 2	0- 0	AWAY	0- 5	0- 1	1- 5			
0- 1	0- 0	0- 0	NEUTRAL	0- 0	0- 0	0- 1			
1- 9	0- 2	0- 0	NON-CONFERENCE	0- 1	0- 0	1- 6			
0- 5	0- 1	0- 0	HOME	0- 0	0- 0	0- 4			
1- 4	0- 1	0- 0	AWAY	0- 1	0- 0	1- 2			
0- 0	0- 0	0- 0	NEUTRAL	0- 0	0- 0	0- 0			
1- 18	0- 2	0- 0	CONFERENCE	0- 8	0- 2	1- 6			
1- 8	0- 1	0- 0	HOME	0- 4	0- 1	1- 2			
0- 9	0- 1	0- 0	AWAY	0- 4	0- 1	0- 3			
0- 1	0- 0	0- 0	NEUTRAL	0- 0	0- 0	0- 1			

RPI 1-25				RPI 26-50				RPI 51-100				RPI 101+ Team's RPI: 294			
RPI	S	Opponent	Score	RPI	S	Opponent	Score	RPI	S	Opponent	Score	RPI	S	Opponent	Score
5	H	Oregon St.	50 94					58	A	Oregon	52 93	128	A	Gonzaga	51 86
15	A	Washington	65 83					69	A	St. Mary's (CA)	53 95	128	H	Gonzaga	63 71
22	A	BYU	66 78					69	H	St. Mary's (CA)	51 78	152	H	Weber St.	55 57
22	H	BYU	59 84					71	A	Santa Clara	47 66	153	H	Boise St.	49 89
								71	H	Santa Clara	45 67	161	A	Montana St.	57 86
								76	A	San Francisco	69 90	168	H	UC Davis	47 72
								76	H	San Francisco	63 82	173	A	Montana	67 90
								78	A	San Diego	43 71	189	A	Pacific	38 87
								78	H	San Diego	67 77	189	H	Pacific	64 72
												247	A	Loyola Marymount	52 62
												247	H	Loyola Marymount	62 77
												247	N	Loyola Marymount	72 85
												268	A	Pepperdine	62 74
												268	H	Pepperdine	81 79
												303	H	CSUN	62 68
												317	A	Portland St.	69 53
LAST 12 Division I GAMES:															
247	N	Loyola Marymount	72 85	247	H	Loyola Marymount	62 77								
78	H	San Diego	67 77	268	H	Pepperdine	81 79								
22	H	BYU	59 84	71	A	Santa Clara	47 66								
69	A	St. Mary's (CA)	53 95	76	A	San Francisco	69 90								
189	A	Pacific	38 87	69	H	St. Mary's (CA)	51 78								
128	A	Gonzaga	51 86	189	H	Pacific	64 72								

Non-Div I Games: Willamette 73 54

Portland

Loss, Non-Conf, S Site, H Home A Away N Neutral

Average RPI Win:	262	WON-LOST	WINNING	LAST 10	STRENGTH OF	OPP. STRENGTH	TEAM	ADJ.	CONF.	ADJ CONF.
Average RPI Loss:	167	RECORD	PCT. RANK	GAMES	SCHEDULE	OF SCHEDULE	RPI	RPI	RPI	RPI
DIV. I ONLY	3- 25	340	1- 9	151	275	317	317	19	19	
DIV. I NON-CONF.	1- 8	319	0- 0	250	261	331	331	20	20	
TOTALS	RPI 1-25	RPI 26-50	W-L RECORDS	RPI 51-100	RPI 101-150	RPI 150+				
3- 25	0- 0	0- 2	OVERALL	0- 1	0- 4	3- 18				
2- 11	0- 0	0- 0	HOME	0- 0	0- 2	2- 9				
1- 13	0- 0	0- 2	AWAY	0- 1	0- 2	1- 8				
0- 1	0- 0	0- 0	NEUTRAL	0- 0	0- 0	0- 1				
1- 8	0- 0	0- 2	NON-CONFERENCE	0- 1	0- 1	1- 4				
1- 3	0- 0	0- 0	HOME	0- 0	0- 0	1- 3				
0- 5	0- 0	0- 2	AWAY	0- 1	0- 1	0- 1				
0- 0	0- 0	0- 0	NEUTRAL	0- 0	0- 0	0- 0				
2- 17	0- 0	0- 0	CONFERENCE	0- 0	0- 3	2- 14				
1- 8	0- 0	0- 0	HOME	0- 0	0- 2	1- 6				
1- 8	0- 0	0- 0	AWAY	0- 0	0- 1	1- 7				
0- 1	0- 0	0- 0	NEUTRAL	0- 0	0- 0	0- 1				

RPI S	Opponent	Score	RPI S	Opponent	Score	RPI S	Opponent	Score	RPI S	Opponent	Score	Team's RPI: 317
37	A South Dakota	61 103	58	A Oregon	59 122	103	H North Dakota	62 75				
44	A South Dakota St.	65 74				113	A Idaho	63 84				
						113	H Idaho	65 94				
						136	A Long Beach St.	71 89				
						152	A Weber St.	73 102				
						152	H Weber St.	58 75				
						152	N Weber St.	68 91				
						161	A Montana St.	64 74				
						161	H Montana St.	59 106				
						167	A Idaho St.	70 71				
						167	H Idaho St.	42 64				
						168	H UC Davis	70 82				
						173	A Montana	57 76				
						173	H Montana	58 79				
						174	A Eastern Wash.	57 70				
						174	H Eastern Wash.	81 79				
						175	A Sacramento St.	91 132				
						175	H Sacramento St.	78 126				
						185	H Northern Colo.	59 70				
						273	H Seattle	64 85				
						294	H Portland	53 69				
						303	H CSUN	83 77				
						309	A Northern Ariz.	88 80				
						331	A Southern Utah	64 76				
						340	A Cal St. Fullerton	69 84				
LAST 12 Division I GAMES:												
152	N Weber St.	68 91	113	A Idaho	63 84							
331	A Southern Utah	64 76	152	H Weber St.	58 75							
309	A Northern Ariz.	88 80	167	H Idaho St.	42 64							
185	H Northern Colo.	59 70	173	A Montana	57 76							
103	H North Dakota	62 75	161	A Montana St.	64 74							
174	A Eastern Wash.	57 70	113	H Idaho	65 94							

Non-Div I Games: Warner Pacific 64 76 Corban 90 76

Portland St.

Loss, Non-Conf, S Site, H Home A Away N Neutral

Average RPI Win:	306	WON-LOST	WINNING	LAST 10	STRENGTH OF	OPP. STRENGTH	TEAM	ADJ.	CONF.	ADJ CONF.
Average RPI Loss:	195	RECORD	PCT. RANK	GAMES	SCHEDULE	OF SCHEDULE	RPI	RPI	RPI	RPI
DIV. I ONLY	12- 15	206	4- 6	345	337	278	278	31	31	
DIV. I NON-CONF.	3- 5	216	0- 0	307	172	226	226	31	31	
TOTALS	RPI 1-25	RPI 26-50	W-L RECORDS	RPI 51-100	RPI 101-150	RPI 150+				
12- 15	0- 1	0- 0	OVERALL	0- 2	0- 2	12- 10				
6- 4	0- 0	0- 0	HOME	0- 0	0- 1	6- 3				
6- 9	0- 1	0- 0	AWAY	0- 0	0- 0	6- 0				
0- 2	0- 0	0- 0	NEUTRAL	0- 0	0- 0	0- 2				
3- 5	0- 1	0- 0	NON-CONFERENCE	0- 2	0- 0	3- 2				
1- 0	0- 0	0- 0	HOME	0- 0	0- 0	1- 0				
2- 4	0- 1	0- 0	AWAY	0- 2	0- 0	2- 1				
0- 1	0- 0	0- 0	NEUTRAL	0- 0	0- 0	0- 1				
9- 10	0- 0	0- 0	CONFERENCE	0- 0	0- 2	9- 8				
5- 4	0- 0	0- 0	HOME	0- 0	0- 1	5- 3				
4- 5	0- 0	0- 0	AWAY	0- 0	0- 1	4- 4				
0- 1	0- 0	0- 0	NEUTRAL	0- 0	0- 0	0- 1				

RPI 1-25			RPI 26-50			RPI 51-100			RPI 101+			Team's RPI: 278
RPI	S	Opponent	Score	RPI	S	Opponent	Score	RPI	S	Opponent	Score	
25	A	Texas A&M	30 88					74	A	Georgia Tech	48 96	145 A Southern U. 45 72
								96	A	TCU	60 69	145 H Southern U. 55 65
										184 A Grambling 66 69		184 H Grambling 44 51
										184 N Grambling 56 60		206 A Louisiana Tech 77 68
										209 A Alabama St. 54 65		209 H Alabama St. 63 60
										229 A Texas Southern 65 72		229 H Texas Southern 43 50
										283 H Lamar 80 72		296 A Alcorn 65 70
										296 H Alcorn 58 54		301 A Wichita St. 36 64
										307 A Jackson St. 62 52		307 H Jackson St. 67 77
										311 A Nicholls St. 81 70		320 N North Dakota St. 58 79
										336 A Ark.-Pine Bluff 70 66		336 H Ark.-Pine Bluff 70 55
										346 A Alabama A&M 67 52		346 H Alabama A&M 93 72
										349 A Mississippi Val. 81 50		349 H Mississippi Val. 80 57
LAST 12 Division I GAMES:												
		184 N Grambling	56 60			336 A Ark.-Pine Bluff	70 66					
		145 A Southern U.	45 72			307 H Jackson St.	67 77					
		296 A Alcorn	65 70			184 H Grambling	44 51					
		346 H Alabama A&M	93 72			229 H Texas Southern	43 50					
		209 H Alabama St.	63 60			209 A Alabama St.	54 65					
		349 A Mississippi Val.	81 50			346 A Alabama A&M	67 52					

Non-Div I Games: Howard Payne 86 46

Prairie View

Loss, Non-Conf, S Site, H Home A Away N Neutral

Presbyterian

Through Games Of April 5, 2016

Average RPI Win:	263	WON-LOST	WINNING	LAST 10	STRENGTH OF	OPP. STRENGTH	TEAM	ADJ.	CONF.	ADJ CONF.
Average RPI Loss:	175	RECORD	PCT. RANK	GAMES	SCHEDULE	OF SCHEDULE	RPI	RPI	RPI	RPI
DIV. I ONLY	15- 13	151	5- 5	284	304	187	187	25	25	
DIV. I NON-CONF.	1- 5	303	0- 0	339	104	342	342	29	29	
TOTALS	RPI 1-25	RPI 26-50	W-L RECORDS	RPI 51-100	RPI 101-150	RPI 150+				
15- 13	0- 0	0- 0	OVERALL	0- 1	2- 5	13- 7				
9- 2	0- 0	0- 0	HOME	0- 0	1- 1	8- 1				
5- 11	0- 0	0- 0	AWAY	0- 1	1- 4	4- 6				
1- 0	0- 0	0- 0	NEUTRAL	0- 0	0- 0	1- 0				
1- 5	0- 0	0- 0	NON-CONFERENCE	0- 1	0- 2	1- 2				
1- 0	0- 0	0- 0	HOME	0- 0	0- 0	1- 0				
0- 5	0- 0	0- 0	AWAY	0- 1	0- 2	0- 2				
0- 0	0- 0	0- 0	NEUTRAL	0- 0	0- 0	0- 0				
14- 8	0- 0	0- 0	CONFERENCE	0- 0	2- 3	12- 5				
8- 2	0- 0	0- 0	HOME	0- 0	1- 1	7- 1				
5- 6	0- 0	0- 0	AWAY	0- 0	1- 2	4- 4				
1- 0	0- 0	0- 0	NEUTRAL	0- 0	0- 0	1- 0				

RPI 1-25				RPI 26-50				RPI 51-100				RPI 101+ Team's RPI: 187							
RPI	S	Opponent	Score	RPI	S	Opponent	Score	RPI	S	Opponent	Score	RPI	S	Opponent	Score				
								77	A	Vanderbilt	38	56	114	A	Virginia Tech	44	58		
													117	A	UNC Asheville	55	65		
													117	A	UNC Asheville	59	68		
													117	H	UNC Asheville	63	72		
													127	A	Liberty	57	49		
													127	H	Liberty	60	42		
													146	A	East Carolina	57	84		
													178	A	Radford	40	42		
													178	H	Radford	53	64		
													195	A	Colorado	60	72		
													213	A	Gardner-Webb	40	51		
													213	H	Gardner-Webb	60	53		
													213	N	Gardner-Webb	58	51		
													252	A	High Point	47	61		
													252	H	High Point	82	70		
													257	A	Campbell	69	45		
													257	H	Campbell	64	54		
													287	A	Coastal Caro.	47	60		
													287	H	Coastal Caro.	66	42		
													288	A	Charleston So.	63	49		
													288	H	Charleston So.	52	37		
													289	A	Kennesaw St.	47	49		
													315	A	Longwood	59	38		
													315	H	Longwood	75	49		
													328	A	Winthrop	59	48		
													328	H	Winthrop	77	44		
LAST 12 Division I GAMES:																			
						117	A	UNC Asheville	55	65					257	H	Campbell	64	54
						213	N	Gardner-Webb	58	51					213	A	Gardner-Webb	40	51
						127	A	Liberty	57	49					288	H	Charleston So.	52	37
						178	A	Radford	40	42					252	A	High Point	47	61
						328	H	Winthrop	77	44					315	H	Longwood	75	49
						287	A	Coastal Caro.	47	60					213	H	Gardner-Webb	60	53

Non-Div I Games: Warren Wilson 95 56 Columbia (SC) 104 37 Brevard 70 53

Presbyterian

Loss, Non-Conf, S Site, H Home A Away N Neutral

RPI	S	Opponent	Score
348	H	N.C. Central	60 50

P
r
e
s
b
y
t
e
r
i
a
n

P
r
e
s
b
y
t
e
r
i
a
n

Presbyterian

Average RPI Win:	191	WON-LOST	WINNING	LAST 10	STRENGTH OF	OPP. STRENGTH	TEAM	ADJ.	CONF.	ADJ CONF.
Average RPI Loss:	39	RECORD	PCT. RANK	GAMES	SCHEDULE	OF SCHEDULE	RPI	RPI	RPI	RPI
DIV. I ONLY	23- 6	23	8- 2	128	102	46	46	10	10	
DIV. I NON-CONF.	11- 4	64	0- 1	204	58	77	77	12	12	
TOTALS	RPI 1-25	RPI 26-50	W-L RECORDS	RPI 51-100	RPI 101-150	RPI 150+				
23- 6	1- 2	0- 3	OVERALL	1- 1	3- 0	18- 0				
13- 1	1- 0	0- 1	HOME	1- 0	2- 0	9- 0				
8- 4	0- 1	0- 2	AWAY	0- 1	1- 0	7- 0				
2- 1	0- 1	0- 0	NEUTRAL	0- 0	0- 0	2- 0				
11- 4	1- 2	0- 1	NON-CONFERENCE	1- 1	1- 0	8- 0				
7- 0	1- 0	0- 0	HOME	1- 0	1- 0	4- 0				
2- 3	0- 1	0- 1	AWAY	0- 1	0- 0	2- 0				
2- 1	0- 1	0- 0	NEUTRAL	0- 0	0- 0	2- 0				
12- 2	0- 0	0- 2	CONFERENCE	0- 0	2- 0	10- 0				
6- 1	0- 0	0- 1	HOME	0- 0	1- 0	5- 0				
6- 1	0- 0	0- 1	AWAY	0- 0	1- 0	5- 0				
0- 0	0- 0	0- 0	NEUTRAL	0- 0	0- 0	0- 0				

RPI S	Opponent	Score	RPI S	Opponent	Score	Team's RPI: 46	RPI S	Opponent	Score	RPI S	Opponent	Score
10	A Ohio St.	70 90	32	A Penn	48 50		59	H Michigan	74 57	102	A Harvard	92 83
19	H Duquesne	94 66	32	H Penn	60 62		88	A Dayton	81 85	102	H Harvard	79 69
24	N West Virginia	65 74	47	A Seton Hall	64 71					132	H Pittsburgh	61 47
										162	A Yale	94 81
										162	H Yale	65 50
										163	H Fordham	55 44
										165	A Marist	77 44
										176	A Cornell	94 57
										176	H Cornell	71 51
										207	H Hampton	79 55
										211	A Brown	83 57
										211	H Brown	72 53
										220	A Dartmouth	85 48
										220	H Dartmouth	68 42
										246	H Monmouth	81 70
										249	A Columbia	77 48
										249	H Columbia	86 54
										273	N Seattle	85 48
										274	H American	72 34
										285	A Rider	78 59
										337	N UC Irvine	83 42
LAST 12 Division I GAMES:												
24	N West Virginia	65 74	211	A Brown	83 57							
32	H Penn	60 62	162	A Yale	94 81							
220	H Dartmouth	68 42	249	H Columbia	86 54							
102	H Harvard	79 69	176	H Cornell	71 51							
176	A Cornell	94 57	102	A Harvard	92 83							
249	A Columbia	77 48	220	A Dartmouth	85 48							

Non-Div I Games:

Princeton

Providence

Through Games Of April 5, 2016

Average RPI Win:	208	WON-LOST	WINNING	LAST 10	STRENGTH OF	OPP. STRENGTH	TEAM	ADJ.	CONF.	ADJ CONF.
Average RPI Loss:	104	RECORD	PCT. RANK	GAMES	SCHEDULE	OF SCHEDULE	RPI	RPI	RPI	RPI
DIV. I ONLY	5- 24	320	1- 9	80	90	267	267	6	6	
DIV. I NON-CONF.	4- 6	201	0- 0	101	253	195	195	6	6	
TOTALS	RPI 1-25	RPI 26-50	W-L RECORDS	RPI 51-100	RPI 101-150	RPI 150+				
5- 24	0- 2	0- 3	OVERALL	0- 5	1- 8	4- 6				
4- 11	0- 1	0- 1	HOME	0- 3	1- 3	3- 3				
1- 12	0- 1	0- 2	AWAY	0- 2	0- 4	1- 3				
0- 1	0- 0	0- 0	NEUTRAL	0- 0	0- 1	0- 0				
4- 6	0- 0	0- 1	NON-CONFERENCE	0- 1	0- 2	4- 2				
3- 3	0- 0	0- 0	HOME	0- 1	0- 1	3- 1				
1- 3	0- 0	0- 1	AWAY	0- 0	0- 1	1- 1				
0- 0	0- 0	0- 0	NEUTRAL	0- 0	0- 0	0- 0				
1- 18	0- 2	0- 2	CONFERENCE	0- 4	1- 6	0- 4				
1- 8	0- 1	0- 1	HOME	0- 2	1- 2	0- 2				
0- 9	0- 1	0- 1	AWAY	0- 2	0- 3	0- 2				
0- 1	0- 0	0- 0	NEUTRAL	0- 0	0- 1	0- 0				

RPI S	Opponent	Score	RPI S	Opponent	Score	RPI S	Opponent	Score	RPI S	Opponent	Score	Team's RPI: 267
23	A DePaul	50 96	38	A Albany (NY)	58 71	52	A St. John's (NY)	54 69	105	A Marquette	75 105	
23	H DePaul	68 91	47	A Seton Hall	54 71	52	H St. John's (NY)	61 80	105	H Marquette	85 92	
			47	H Seton Hall	54 64	54	H FGCU	41 50	110	A Georgetown	53 63	
						65	A Villanova	39 67	110	H Georgetown	51 82	
						65	H Villanova	47 76	114	A Virginia Tech	46 62	
									118	A Creighton	48 72	
									118	H Creighton	61 59	
									118	N Creighton	53 70	
									120	H Boston College	41 67	
									170	A Xavier	47 72	
									170	H Xavier	54 62	
									193	A Butler	50 65	
									193	H Butler	67 77	
									200	H Richmond	50 57	
									211	A Brown	47 57	
									216	A Rhode Island	64 55	
									221	H Hartford	69 50	
									237	H Bryant	88 78	
									246	H Monmouth	71 59	
LAST 12 Division I GAMES:												
118	N	Creighton	53	70	193	A	Butler	50	65			
47	A	Seton Hall	54	71	170	A	Xavier	47	72			
52	A	St. John's (NY)	54	69	65	H	Villanova	47	76			
105	H	Marquette	85	92	110	H	Georgetown	51	82			
23	H	DePaul	68	91	23	A	DePaul	50	96			
118	H	Creighton	61	59	105	A	Marquette	75	105			

Non-Div I Games:

Providence

■ Loss,
■ Non-Conf,
■ S Site,
■ H Home
■ A Away
N Neutral

Average RPI Win:	139	WON-LOST	WINNING	LAST 10	STRENGTH OF	OPP. STRENGTH	TEAM	ADJ.	CONF.	ADJ CONF.
Average RPI Loss:	55	RECORD	PCT. RANK	GAMES	SCHEDULE	OF SCHEDULE	RPI	RPI	RPI	RPI
DIV. I ONLY	20- 12	90	4- 6	73	23	72	72	5	5	
DIV. I NON-CONF.	9- 3	55	0- 1	181	39	105	105	5	5	

TOTALS	RPI 1-25	RPI 26-50	W-L RECORDS	RPI 51-100	RPI 101-150	RPI 150+				
20- 12	1- 6	1- 1	OVERALL	7- 2	5- 2	6- 1				
12- 4	0- 1	1- 0	HOME	6- 1	0- 2	5- 0				
5- 5	0- 3	0- 0	AWAY	1- 1	3- 0	1- 1				
3- 3	1- 2	0- 1	NEUTRAL	0- 0	2- 0	0- 0				
9- 3	1- 1	0- 1	NON-CONFERENCE	3- 0	1- 1	4- 0				
6- 1	0- 0	0- 0	HOME	3- 0	0- 1	3- 0				
1- 0	0- 0	0- 0	AWAY	0- 0	0- 0	1- 0				
2- 2	1- 1	0- 1	NEUTRAL	0- 0	1- 0	0- 0				
11- 9	0- 5	1- 0	CONFERENCE	4- 2	4- 1	2- 1				
6- 3	0- 1	1- 0	HOME	3- 1	0- 1	2- 0				
4- 5	0- 3	0- 0	AWAY	1- 1	3- 0	0- 1				
1- 1	0- 1	0- 0	NEUTRAL	0- 0	1- 0	0- 0				





















































RPI 1-25				RPI 26-50				RPI 51-100 Team's RPI: 72				RPI 101+			
RPI	S	Opponent	Score	RPI	S	Opponent	Score	RPI	S	Opponent	Score	RPI	S	Opponent	Score
7	N	Stanford	65 71	26	N	Oklahoma	45 61	59	A	Michigan	65 63	109	A	Northwestern	85 71
10	A	Ohio St.	70 90	43	H	Indiana	63 53	59	H	Michigan	61 68	111	A	Nebraska	68 50
11	A	Maryland	59 73					61	H	Ball St.	73 63	111	H	Nebraska	61 62
11	H	Maryland	67 87					66	H	Rutgers	74 68	120	H	Boston College	56 58
16	N	Louisville	62 60					67	H	Maine	56 33	130	N	LSU	69 52
18	A	Michigan St.	56 68					68	A	Iowa	55 63	139	A	Penn St.	88 78
18	N	Michigan St.	64 65					68	H	Iowa	90 73	139	N	Penn St.	70 59
								86	H	Minnesota	84 72	188	H	Illinois	69 65
								88	H	Dayton	61 58	203	A	Wisconsin	57 64
												203	H	Wisconsin	68 48
												250	H	Ill.-Chicago	62 51
												298	H	Jacksonville St.	67 48
												325	A	North Florida	70 47
												332	H	Incarinate Word	95 27
LAST 12 Division I GAMES:															
26	N	Oklahoma	45 61	68	A	Iowa	55 63								
18	N	Michigan St.	64 65	59	H	Michigan	61 68								
139	N	Penn St.	70 59	11	A	Maryland	59 73								
203	H	Wisconsin	68 48	203	A	Wisconsin	57 64								
66	H	Rutgers	74 68	11	H	Maryland	67 87								
111	A	Nebraska	68 50	139	A	Penn St.	88 78								

Non-Div I Games:

Purdue





■ Loss,
 ■ Non-Conf,
 ■ S Site,
 ■ H Home
 ■ A Away
 N Neutral

Average RPI Win: 260	WON-LOST	WINNING	LAST 10	STRENGTH OF	OPP. STRENGTH	TEAM	ADJ.	CONF.	ADJ CONF.
Average RPI Loss: 162	RECORD	PCT. RANK	GAMES	SCHEDULE	OF SCHEDULE	RPI	RPI	RPI	RPI
DIV. I ONLY	16- 13	145	7- 3	268	277	178	178	25	25
DIV. I NON-CONF.	2- 5	253	0- 0	230	112	255	255	29	29
TOTALS	RPI 1-25	RPI 26-50	W-L RECORDS	RPI 51-100	RPI 101-150	RPI 150+			
16- 13	0- 0	0- 0	OVERALL	0- 1	0- 7	16- 5			
9- 3	0- 0	0- 0	HOME	0- 0	0- 2	9- 1			
6- 9	0- 0	0- 0	AWAY	0- 1	0- 4	6- 4			
1- 1	0- 0	0- 0	NEUTRAL	0- 0	0- 1	1- 0			
2- 5	0- 0	0- 0	NON-CONFERENCE	0- 1	0- 2	2- 2			
2- 0	0- 0	0- 0	HOME	0- 0	0- 0	2- 0			
0- 5	0- 0	0- 0	AWAY	0- 1	0- 2	0- 2			
0- 0	0- 0	0- 0	NEUTRAL	0- 0	0- 0	0- 0			
14- 8	0- 0	0- 0	CONFERENCE	0- 0	0- 5	14- 3			
7- 3	0- 0	0- 0	HOME	0- 0	0- 2	7- 1			
6- 4	0- 0	0- 0	AWAY	0- 0	0- 2	6- 2			
1- 1	0- 0	0- 0	NEUTRAL	0- 0	0- 1	1- 0			

RPI 1-25			RPI 26-50			RPI 51-100			RPI 101+ Team's RPI: 178		
RPI	S	Opponent	Score	RPI	S	Opponent	Score	RPI	S	Opponent	Score
						53  North Carolina St.	52  67	114  Virginia Tech	40  47		
								117  UNC Asheville	48  58		
								117  UNC Asheville	46  54		
								127  Liberty	53  67		
								127  Liberty	43  49		
								127 N Liberty	41  51		
								129  Youngstown St.	53  54		
								170  Xavier	56  63		
								171  George Mason	66 63		
								187  Presbyterian	64 53		
								187  Presbyterian	42 40		
								196  Davidson	79 68		
								213  Gardner-Webb	50  54		
								213  Gardner-Webb	54 51		
								252  High Point	66  71		
								252  High Point	54  56		
								252 N High Point	72 57		
								257  Campbell	57 32		
								257  Campbell	62 59		
								287  Coastal Caro.	49 36		
								287  Coastal Caro.	61 45		
								288  Charleston So.	61 50		
								288  Charleston So.	55 40		
								306  Wofford	70  79		
								315  Longwood	79 67		
								315  Longwood	80 64		
LAST 12 Division I GAMES:											
						127 N Liberty	41  51	117  UNC Asheville	48  58		
						252 N High Point	72 57	288  Charleston So.	61 50		
						257  Campbell	57 32	213  Gardner-Webb	54 51		
						187  Presbyterian	42 40	127  Liberty	53  67		
						328  Winthrop	67 38	287  Coastal Caro.	49 36		
						315  Longwood	80 64	117  UNC Asheville	46  54		

Non-Div I Games: Concord 92 36 Lees-McRae 84 39

Radford

 Loss,  Non-Conf, S Site,  Home  Away N Neutral

R
a
d
f
o
r
d

RPI S Opponent Score

Through Games Of April 5, 2016

RPI	S	Opponent	Score	
328	A	Winthrop	67	38
328	H	Winthrop	66	44

R
a
d
f
o
r
d

Radford

Rhode Island

Through Games Of April 5, 2016

Average RPI Win:	237	WON-LOST	WINNING	LAST 10	STRENGTH OF	OPP. STRENGTH	TEAM	ADJ.	CONF.	ADJ CONF.
Average RPI Loss:	107	RECORD	PCT. RANK	GAMES	SCHEDULE	OF SCHEDULE	RPI	RPI	RPI	RPI
DIV. I ONLY	12- 18	231	2- 8	186	97	216	216	8	8	
DIV. I NON-CONF.	6- 6	151	0- 0	302	191	233	233	8	8	
TOTALS	RPI 1-25	RPI 26-50	W-L RECORDS	RPI 51-100	RPI 101-150	RPI 150+				
12- 18	0- 3	0- 3	OVERALL	0- 4	2- 2	10- 6				
5- 9	0- 2	0- 2	HOME	0- 2	1- 0	4- 3				
6- 7	0- 1	0- 1	AWAY	0- 1	0- 2	6- 2				
1- 2	0- 0	0- 0	NEUTRAL	0- 1	1- 0	0- 1				
6- 6	0- 1	0- 1	NON-CONFERENCE	0- 0	1- 1	5- 3				
3- 3	0- 1	0- 1	HOME	0- 0	1- 0	2- 1				
3- 2	0- 0	0- 0	AWAY	0- 0	0- 1	3- 1				
0- 1	0- 0	0- 0	NEUTRAL	0- 0	0- 0	0- 1				
6- 12	0- 2	0- 2	CONFERENCE	0- 4	1- 1	5- 3				
2- 6	0- 1	0- 1	HOME	0- 2	0- 0	2- 2				
3- 5	0- 1	0- 1	AWAY	0- 1	0- 1	3- 1				
1- 1	0- 0	0- 0	NEUTRAL	0- 1	1- 0	0- 0				

RPI 1-25				RPI 26-50				RPI 51-100				RPI 101+ Team's RPI: 216			
RPI	S	Opponent	Score	RPI	S	Opponent	Score	RPI	S	Opponent	Score	RPI	S	Opponent	Score
8	H	Syracuse	54 57	30	H	St. Bonaventure	56 69	57	A	Saint Louis	60 77	102	H	Harvard	56 52
19	A	Duquesne	56 61	33	A	George Washington	52 68	57	N	Saint Louis	59 70	123	A	Saint Joseph's	63 74
19	H	Duquesne	70 79	38	H	Albany (NY)	58 67	80	H	VCU	36 49	123	N	Saint Joseph's	81 76
								88	H	Dayton	53 67	131	A	Marshall	62 72
												163	A	Fordham	42 50
												171	H	George Mason	65 68
												196	H	Davidson	78 62
												200	A	Richmond	57 50
												207	N	Hampton	54 59
												211	A	Brown	63 67
												220	A	Dartmouth	57 41
												225	A	Massachusetts	80 79
												225	H	Massachusetts	64 71
												249	H	Columbia	57 56
												267	H	Providence	55 64
												281	A	La Salle	72 61
												281	H	La Salle	62 52
												304	A	FIU	68 50
												323	H	UMass Lowell	72 64
												344	A	Boston U.	57 41
LAST 12 Division I GAMES:															
		57	N	Saint Louis	59	70	171	H	George Mason	65	68				
		123	N	Saint Joseph's	81	76	19	A	Duquesne	56	61				
		57	A	Saint Louis	60	77	88	H	Dayton	53	67				
		225	H	Massachusetts	64	71	281	H	La Salle	62	52				
		123	A	Saint Joseph's	63	74	163	A	Fordham	42	50				
		80	H	VCU	36	49	225	A	Massachusetts	80	79				

Non-Div I Games:

Rhode Island

■ Loss,
■ Non-Conf,
■ S Site,
■ H Home
■ A Away
N Neutral

Average RPI Win: 220	WON-LOST	WINNING	LAST 10	STRENGTH OF	OPP. STRENGTH	TEAM	ADJ.	CONF.	ADJ CONF.
Average RPI Loss: 132	RECORD	PCT. RANK	GAMES	SCHEDULE	OF SCHEDULE	RPI	RPI	RPI	RPI
DIV. I ONLY	9- 22	285	5- 5	104	126	228	228	12	12
DIV. I NON-CONF.	1- 10	330	0- 0	93	137	263	263	10	10
TOTALS	RPI 1-25	RPI 26-50	W-L RECORDS	RPI 51-100	RPI 101-150	RPI 150+			
9- 22	0- 3	0- 2	OVERALL	0- 4	1- 4	8- 9			
4- 10	0- 1	0- 1	HOME	0- 2	1- 1	3- 5			
4- 11	0- 2	0- 1	AWAY	0- 1	0- 3	4- 4			
1- 1	0- 0	0- 0	NEUTRAL	0- 1	0- 0	1- 0			
1- 10	0- 3	0- 0	NON-CONFERENCE	0- 0	0- 2	1- 5			
0- 5	0- 1	0- 0	HOME	0- 0	0- 1	0- 3			
1- 5	0- 2	0- 0	AWAY	0- 0	0- 1	1- 2			
0- 0	0- 0	0- 0	NEUTRAL	0- 0	0- 0	0- 0			
8- 12	0- 0	0- 2	CONFERENCE	0- 4	1- 2	7- 4			
4- 5	0- 0	0- 1	HOME	0- 2	1- 0	3- 2			
3- 6	0- 0	0- 1	AWAY	0- 1	0- 2	3- 2			
1- 1	0- 0	0- 0	NEUTRAL	0- 1	0- 0	1- 0			

RPI	S	Opponent	Score	RPI	S	Opponent	Score	RPI	S	Opponent	Score	RPI	S	Opponent	Score	Team's RPI: 228
3	A	Baylor	38 89	31	A	Western Ky.	49 52	62	H	Middle Tenn.	60 61	102	H	Harvard	61 67	
6	H	Texas	47 70	36	H	UTEP	54 60	62	N	Middle Tenn.	54 74	131	A	Marshall	52 81	
14	A	Kentucky	39 72					100	A	Charlotte	63 68	135	A	Old Dominion	52 61	
								100	H	Charlotte	58 69	135	H	Old Dominion	68 46	
												148	A	McNeese St.	53 61	
												156	H	UAB	55 64	
												181	A	Fla. Atlantic	75 54	
												183	H	Loyola Chicago	50 57	
												192	A	Southern Miss.	62 68	
												192	H	Southern Miss.	49 59	
												206	A	Louisiana Tech	61 63	
												206	H	Louisiana Tech	84 77	
												206	N	Louisiana Tech	72 67	
												208	A	Sam Houston St.	58 46	
												210	A	SFA	45 59	
												229	H	Texas Southern	66 69	
												239	A	North Texas	79 73	
												239	H	North Texas	100 97	
												265	H	UTSA	49 48	
												283	H	Houston	59 62	
												304	A	FIU	68 62	
												312	A	A&M-Corpus Christi	55 60	
LAST 12 Division I GAMES:																
		62	N	Middle Tenn.	54	74		304	A	FIU	68	62				
		206	N	Louisiana Tech	72	67		181	A	Fla. Atlantic	75	54				
		135	A	Old Dominion	52	61		135	H	Old Dominion	68	46				
		100	A	Charlotte	63	68		100	H	Charlotte	58	69				
		206	H	Louisiana Tech	84	77		192	A	Southern Miss.	62	68				
		192	H	Southern Miss.	49	59		206	A	Louisiana Tech	61	63				

Non-Div I Games:

Rice

■ Loss,
■ Non-Conf,
■ S Site,
■ Home
■ A Away
N Neutral

Average RPI Win:	217	WON-LOST	WINNING	LAST 10	STRENGTH OF	OPP. STRENGTH	TEAM	ADJ.	CONF.	ADJ CONF.
Average RPI Loss:	106	RECORD	PCT. RANK	GAMES	SCHEDULE	OF SCHEDULE	RPI	RPI	RPI	RPI
DIV. I ONLY	13- 18	219	4- 6	164	95	200	200	8	8	
DIV. I NON-CONF.	7- 6	143	0- 0	293	193	217	217	8	8	
TOTALS	RPI 1-25	RPI 26-50	W-L RECORDS	RPI 51-100	RPI 101-150	RPI 150+				
13- 18	0- 1	0- 4	OVERALL	1- 5	1- 4	11- 4				
6- 8	0- 1	0- 2	HOME	1- 1	1- 1	4- 3				
4- 8	0- 0	0- 2	AWAY	0- 3	0- 2	4- 1				
3- 2	0- 0	0- 0	NEUTRAL	0- 1	0- 1	3- 0				
7- 6	0- 0	0- 1	NON-CONFERENCE	0- 1	1- 2	6- 2				
4- 2	0- 0	0- 1	HOME	0- 0	1- 0	3- 1				
1- 3	0- 0	0- 0	AWAY	0- 1	0- 1	1- 1				
2- 1	0- 0	0- 0	NEUTRAL	0- 0	0- 1	2- 0				
6- 12	0- 1	0- 3	CONFERENCE	1- 4	0- 2	5- 2				
2- 6	0- 1	0- 1	HOME	1- 1	0- 1	1- 2				
3- 5	0- 0	0- 2	AWAY	0- 2	0- 1	3- 0				
1- 1	0- 0	0- 0	NEUTRAL	0- 1	0- 0	1- 0				

RPI	S	Opponent	Score	RPI	S	Opponent	Score	RPI	S	Opponent	Score	RPI	S	Opponent	Score	Team's RPI: 200
19	H	Duquesne	44 65	30	A	St. Bonaventure	43 66	57	A	Saint Louis	48 73	105	N	Marquette	80 98	
				33	A	George Washington	53 55	80	A	VCU	42 53	123	A	Saint Joseph's	53 64	
				33	H	George Washington	47 62	80	H	VCU	62 50	123	H	Saint Joseph's	57 59	
				34	H	James Madison	47 73	80	N	VCU	42 62	133	A	Wake Forest	33 43	
								88	H	Dayton	48 60	135	H	Old Dominion	62 57	
								91	A	Virginia	51 71	163	H	Fordham	52 48	
												171	A	George Mason	57 50	
												180	H	Eastern Ky.	81 62	
												196	H	Davidson	59 67	
												196	N	Davidson	70 51	
												216	H	Rhode Island	50 57	
												218	H	William & Mary	56 50	
												219	H	Furman	62 69	
												225	A	Massachusetts	74 68	
												253	A	Appalachian St.	59 73	
												267	A	Providence	57 50	
												276	H	UNCW	63 53	
												281	A	La Salle	60 43	
												301	N	Wichita St.	63 50	
												329	N	Lafayette	54 46	
LAST 12 Division I GAMES:																
				80	N	VCU	42 62	80	H	VCU	62 50					
				196	N	Davidson	70 51	196	H	Davidson	59 67					
				123	H	Saint Joseph's	57 59	33	H	George Washington	47 62					
				33	A	George Washington	53 55	57	A	Saint Louis	48 73					
				171	A	George Mason	57 50	30	A	St. Bonaventure	43 66					
				163	H	Fordham	52 48	19	H	Duquesne	44 65					

Non-Div I Games:

Richmond

■ Loss,
 ■ Non-Conf,
 S Site,
 ■ Home
 ■ Away
 N Neutral

Average RPI Win:	285	WON-LOST	WINNING	LAST 10	STRENGTH OF	OPP. STRENGTH	TEAM	ADJ.	CONF.	ADJ CONF.
Average RPI Loss:	170	RECORD	PCT. RANK	GAMES	SCHEDULE	OF SCHEDULE	RPI	RPI	RPI	RPI
DIV. I ONLY	8- 22	289	4- 6	220	279	285	285	23	23	
DIV. I NON-CONF.	3- 6	231	0- 0	103	318	205	205	23	23	
TOTALS	RPI 1-25	RPI 26-50	W-L RECORDS	RPI 51-100	RPI 101-150	RPI 150+				
8- 22	0- 0	0- 1	OVERALL	0- 6	0- 1	8- 14				
4- 9	0- 0	0- 1	HOME	0- 2	0- 0	4- 6				
4- 11	0- 0	0- 0	AWAY	0- 3	0- 1	4- 7				
0- 2	0- 0	0- 0	NEUTRAL	0- 1	0- 0	0- 1				
3- 6	0- 0	0- 1	NON-CONFERENCE	0- 2	0- 1	3- 2				
2- 1	0- 0	0- 1	HOME	0- 0	0- 0	2- 0				
1- 3	0- 0	0- 0	AWAY	0- 1	0- 1	1- 1				
0- 2	0- 0	0- 0	NEUTRAL	0- 1	0- 0	0- 1				
5- 16	0- 0	0- 0	CONFERENCE	0- 4	0- 0	5- 12				
2- 8	0- 0	0- 0	HOME	0- 2	0- 0	2- 6				
3- 8	0- 0	0- 0	AWAY	0- 2	0- 0	3- 6				
0- 0	0- 0	0- 0	NEUTRAL	0- 0	0- 0	0- 0				

RPI	S	Opponent	Score	RPI	S	Opponent	Score	RPI	S	Opponent	Score	RPI	S	Opponent	Score	Team's RPI: 285
46	H	Princeton	59 78	60	A	Army West Point	42 57	132	A	Pittsburgh	44 75	165	A	Marist	54 66	
				79	N	Central Mich.	58 76	165	H	Marist	56 74	182	A	UMBC	53 58	
				87	A	Quinnipiac	51 64	182	N	UMBC	58 67	202	A	Fairfield	56 63	
				87	H	Quinnipiac	47 65	202	H	Fairfield	39 55	214	H	Lehigh	61 60	
				99	A	Iona	46 59	227	A	Canisius	49 60	227	H	Canisius	64 73	
				99	H	Iona	48 67	232	A	Siena	76 79	232	A	Siena	45 66	
								232	H	Siena	70 58	246	A	Monmouth	61 76	
								246	H	Monmouth	75 87	248	A	Manhattan	56 49	
								248	H	Manhattan	70 74	286	H	Towson	78 72	
								292	A	Niagara	76 72	292	H	Niagara	57 67	
								335	A	St. Francis Brooklyn	71 59	338	A	Saint Peter's	68 67	
								338	H	Saint Peter's	57 48					
LAST 12 Division I GAMES:																
232	A	Siena	76 79	227	A	Canisius	49 60									
248	A	Manhattan	56 49	338	A	Saint Peter's	68 67									
246	A	Monmouth	61 76	99	H	Iona	48 67									
87	H	Quinnipiac	47 65	165	H	Marist	56 74									
338	H	Saint Peter's	57 48	202	A	Fairfield	56 63									
292	A	Niagara	76 72	248	H	Manhattan	70 74									

Non-Div I Games:

Rider

■ Loss,
 ■ Non-Conf,
 ■ S Site,
 ■ H Home
 ■ A Away
 N Neutral

Average RPI Win:	276	WON-LOST	WINNING	LAST 10	STRENGTH OF	OPP. STRENGTH	TEAM	ADJ.	CONF.	ADJ CONF.
Average RPI Loss:	186	RECORD	PCT. RANK	GAMES	SCHEDULE	OF SCHEDULE	RPI	RPI	RPI	RPI
DIV. I ONLY	19- 13	111	6- 4	283	325	164	164	30	30	
DIV. I NON-CONF.	5- 6	178	0- 1	128	102	119	119	32	32	
TOTALS	RPI 1-25	RPI 26-50	W-L RECORDS	RPI 51-100	RPI 101-150	RPI 150+				
19- 13	0- 1	0- 1	OVERALL	0- 2	0- 1	19- 8				
10- 3	0- 0	0- 0	HOME	0- 0	0- 0	10- 3				
9- 10	0- 1	0- 0	AWAY	0- 0	0- 0	9- 0				
0- 0	0- 0	0- 0	NEUTRAL	0- 0	0- 0	0- 0				
5- 6	0- 1	0- 1	NON-CONFERENCE	0- 2	0- 1	5- 1				
2- 1	0- 0	0- 0	HOME	0- 0	0- 0	2- 1				
3- 5	0- 1	0- 1	AWAY	0- 2	0- 1	3- 0				
0- 0	0- 0	0- 0	NEUTRAL	0- 0	0- 0	0- 0				
14- 7	0- 0	0- 0	CONFERENCE	0- 0	0- 0	14- 7				
8- 2	0- 0	0- 0	HOME	0- 0	0- 0	8- 2				
6- 5	0- 0	0- 0	AWAY	0- 0	0- 0	6- 5				
0- 0	0- 0	0- 0	NEUTRAL	0- 0	0- 0	0- 0				

RPI 1-25				RPI 26-50				RPI 51-100				RPI 101+ Team's RPI: 164			
RPI	S	Opponent	Score	RPI	S	Opponent	Score	RPI	S	Opponent	Score	RPI	S	Opponent	Score
1	A	UConn	49 101	29	A	Florida	52 79	68	A	Iowa	50 69	129	A	Youngstown St.	46 55
								100	A	Charlotte	73 94	155	H	Northern Ky.	70 72
												157	H	Delaware	53 50
												198	A	Sacred Heart	52 62
												198	A	Sacred Heart	56 51
												198	H	Sacred Heart	78 63
												237	A	Bryant	65 71
												237	A	Bryant	72 59
												237	H	Bryant	55 53
												246	A	Monmouth	60 47
												255	H	Morgan St.	76 44
												262	A	Saint Francis (PA)	54 62
												262	H	Saint Francis (PA)	57 43
												275	A	Central Conn. St.	39 48
												275	H	Central Conn. St.	72 55
												281	A	La Salle	76 45
												291	A	Ga. Southern	64 49
												314	A	Fairleigh Dickinson	52 60
												314	H	Fairleigh Dickinson	68 83
												314	H	Fairleigh Dickinson	68 59
												316	A	Mt. St. Mary's	74 67
												316	H	Mt. St. Mary's	61 56
												324	A	LIU Brooklyn	52 49
												324	H	LIU Brooklyn	69 53
												335	A	St. Francis Brooklyn	62 53
												335	H	St. Francis Brooklyn	65 72
LAST 12 Division I GAMES:															
				1	A	UConn	49 101					324	H	LIU Brooklyn	69 53
				198	A	Sacred Heart	56 51					335	H	St. Francis Brooklyn	65 72
				237	A	Bryant	72 59					198	A	Sacred Heart	52 62
				314	H	Fairleigh Dickinson	68 59					314	A	Fairleigh Dickinson	52 60
				262	H	Saint Francis (PA)	57 43					275	H	Central Conn. St.	72 55
				343	A	Wagner	79 49					237	H	Bryant	55 53

Non-Div I Games: West Va. Wesleyan 124 59

Robert Morris

Loss, Non-Conf, S Site, H Home A Away N Neutral

RPI	S	Opponent	Score	
343	A	Wagner	79	49
343	H	Wagner	64	44

Robert Morris

Average RPI Win:	123	WON-LOST	WINNING	LAST 10	STRENGTH OF	OPP. STRENGTH	TEAM	ADJ.	CONF.	ADJ CONF.
Average RPI Loss:	44	RECORD	PCT. RANK	GAMES	SCHEDULE	OF SCHEDULE	RPI	RPI	RPI	RPI
DIV. I ONLY	19- 15	142	5- 5	27	18	66	66	5	5	
DIV. I NON-CONF.	10- 4	74	1- 1	45	16	47	47	5	5	
TOTALS	RPI 1-25	RPI 26-50	W-L RECORDS	RPI 51-100	RPI 101-150	RPI 150+				
19- 15	0- 7	1- 2	OVERALL	6- 5	8- 1	4- 0				
12- 5	0- 3	0- 0	HOME	4- 2	5- 0	3- 0				
3- 9	0- 3	0- 2	AWAY	0- 3	2- 1	1- 0				
4- 1	0- 1	1- 0	NEUTRAL	2- 0	1- 0	0- 0				
10- 4	0- 1	1- 1	NON-CONFERENCE	4- 2	4- 0	1- 0				
6- 2	0- 0	0- 0	HOME	2- 2	3- 0	1- 0				
1- 2	0- 1	0- 1	AWAY	0- 0	1- 0	0- 0				
3- 0	0- 0	1- 0	NEUTRAL	2- 0	0- 0	0- 0				
9- 11	0- 6	0- 1	CONFERENCE	2- 3	4- 1	3- 0				
6- 3	0- 3	0- 0	HOME	2- 0	2- 0	2- 0				
2- 7	0- 2	0- 1	AWAY	0- 3	1- 1	1- 0				
1- 1	0- 1	0- 0	NEUTRAL	0- 0	1- 0	0- 0				

RPI 1-25				RPI 26-50				RPI 51-100 Team's RPI: 66				RPI 101+			
RPI	S	Opponent	Score	RPI	S	Opponent	Score	RPI	S	Opponent	Score	RPI	S	Opponent	Score
10	A	Ohio St.	78 90	27	N	Green Bay	54 43	52	H	St. John's (NY)	62 69	109	H	Northwestern	61 59
10	H	Ohio St.	58 67	43	A	Indiana	48 64	55	H	Temple	61 51	110	H	Georgetown	57 55
10	N	Ohio St.	58 73	47	A	Seton Hall	49 77	59	H	Michigan	72 50	111	A	Nebraska	54 65
11	H	Maryland	59 73					64	N	Tulane	75 51	111	H	Nebraska	66 56
13	A	Florida St.	43 65					68	A	Iowa	65 69	111	N	Nebraska	66 63
18	A	Michigan St.	48 59					72	A	Purdue	68 74	123	A	Saint Joseph's	78 65
18	H	Michigan St.	67 70					86	A	Minnesota	72 85	130	H	LSU	69 57
								86	H	Minnesota	66 55	139	A	Penn St.	74 62
								91	H	Virginia	55 71	142	H	Arkansas	60 40
								91	N	Virginia	60 48	188	A	Illinois	63 56
								99	H	Iona	58 33	188	H	Illinois	67 54
												203	H	Wisconsin	61 41
												297	H	Savannah St.	65 26
LAST 12 Division I GAMES:															
91	H	Virginia	55 71	11	H	Maryland	59 73								
110	H	Georgetown	57 55	18	H	Michigan St.	67 70								
10	N	Ohio St.	58 73	188	A	Illinois	63 56								
111	N	Nebraska	66 63	109	H	Northwestern	61 59								
59	H	Michigan	72 50	139	A	Penn St.	74 62								
72	A	Purdue	68 74	86	A	Minnesota	72 85								

Non-Div I Games:

Rutgers

■ Loss,
 ■ Non-Conf, S Site,
 ■ Home
 ■ Away
 N Neutral

SFA										
Average RPI Win:	247	WON-LOST	WINNING	LAST 10	STRENGTH OF	OPP. STRENGTH	TEAM	ADJ.	CONF.	ADJ CONF.
Average RPI Loss:	181	RECORD	PCT. RANK	GAMES	SCHEDULE	OF SCHEDULE	RPI	RPI	RPI	RPI
DIV. I ONLY	15- 12	143	8- 2	307	267	210	210	28	28	
DIV. I NON-CONF.	3- 5	216	0- 0	188	222	218	218	26	26	

TOTALS	RPI 1-25	RPI 26-50	W-L RECORDS	RPI 51-100	RPI 101-150	RPI 150+				
15- 12	0- 0	0- 0	OVERALL	0- 3	3- 3	12- 6				
7- 4	0- 0	0- 0	HOME	0- 2	2- 1	5- 1				
6- 5	0- 0	0- 0	AWAY	0- 1	0- 0	6- 3				
2- 3	0- 0	0- 0	NEUTRAL	0- 0	1- 1	1- 2				
3- 5	0- 0	0- 0	NON-CONFERENCE	0- 1	1- 2	2- 2				
1- 1	0- 0	0- 0	HOME	0- 0	0- 1	1- 0				
0- 2	0- 0	0- 0	AWAY	0- 1	0- 0	0- 1				
2- 2	0- 0	0- 0	NEUTRAL	0- 0	1- 1	1- 1				
12- 7	0- 0	0- 0	CONFERENCE	0- 2	2- 1	10- 4				
6- 3	0- 0	0- 0	HOME	0- 2	2- 0	4- 1				
6- 3	0- 0	0- 0	AWAY	0- 0	0- 1	6- 2				
0- 1	0- 0	0- 0	NEUTRAL	0- 0	0- 0	0- 1				

RPI 1-25				RPI 26-50				RPI 51-100				RPI 101+				Team's RPI: 210	
RPI	S	Opponent	Score	RPI	S	Opponent	Score	RPI	S	Opponent	Score	RPI	S	Opponent	Score		
								75	H	Abilene Christian	70	85	122	N	IUPUI	55	62
								89	H	Central Ark.	53	55	138	A	Northwestern St.	51	72
								96	A	TCU	55	88	138	H	Northwestern St.	68	52
													147	N	SIUE	82	74
													148	H	McNeese St.	80	55
													150	H	UT Arlington	63	67
													152	N	Weber St.	46	56
													206	A	Louisiana Tech	44	76
													208	A	Sam Houston St.	65	59
													208	H	Sam Houston St.	70	63
													208	N	Sam Houston St.	70	78
													228	H	Rice	59	45
													231	N	Indiana St.	71	62
													261	A	Houston Baptist	64	50
													261	H	Houston Baptist	66	54
													283	A	Lamar	79	77
													283	H	Lamar	60	64
													311	A	Nicholls St.	89	67
													312	A	A&M-Corpus Christi	71	66
													312	H	A&M-Corpus Christi	72	59
													319	A	Southeastern La.	56	65
													332	A	Incarnate Word	82	66
													332	H	Incarnate Word	74	62
													334	A	New Orleans	57	58

LAST 12 Division I GAMES:																	
				208	N	Sam Houston St.	70	78	283	A	Lamar	79	77				
				208	A	Sam Houston St.	65	59	312	H	A&M-Corpus Christi	72	59				
				138	A	Northwestern St.	51	72	332	H	Incarnate Word	74	62				
				261	H	Houston Baptist	66	54	261	A	Houston Baptist	64	50				
				332	A	Incarnate Word	82	66	138	H	Northwestern St.	68	52				
				311	A	Nicholls St.	89	67	312	A	A&M-Corpus Christi	71	66				

Non-Div I Games: Texas-Tyler 91 69 Tex. A&M-Commerce 75 65 LSU-Shreveport 94 39

SFA

Loss, Non-Conf, S Site, H Home A Away N Neutral

SIUE				Through Games Of April 5, 2016						
Average RPI Win:	250	WON-LOST	WINNING	LAST 10	STRENGTH OF	OPP. STRENGTH	TEAM	ADJ.	CONF.	ADJ CONF.
Average RPI Loss:	145	RECORD	PCT. RANK	GAMES	SCHEDULE	OF SCHEDULE	RPI	RPI	RPI	RPI
DIV. I ONLY	18- 13	121	6- 4	227	264	147	147	24	24	
DIV. I NON-CONF.	5- 8	208	0- 0	167	257	187	187	24	24	

TOTALS	RPI 1-25	RPI 26-50		W-L RECORDS		RPI 51-100	RPI 101-150	RPI 150+		
18- 13	0- 0	0- 2		OVERALL		2- 4	0- 2	16- 5		
9- 3	0- 0	0- 0		HOME		2- 1	0- 1	7- 1		
8- 8	0- 0	0- 2		AWAY		0- 2	0- 1	8- 3		
1- 2	0- 0	0- 0		NEUTRAL		0- 1	0- 0	1- 1		
5- 8	0- 0	0- 2		NON-CONFERENCE		1- 1	0- 2	4- 3		
3- 1	0- 0	0- 0		HOME		1- 0	0- 1	2- 0		
2- 6	0- 0	0- 2		AWAY		0- 1	0- 1	2- 2		
0- 1	0- 0	0- 0		NEUTRAL		0- 0	0- 0	0- 1		
13- 5	0- 0	0- 0		CONFERENCE		1- 3	0- 0	12- 2		
6- 2	0- 0	0- 0		HOME		1- 1	0- 0	5- 1		
6- 2	0- 0	0- 0		AWAY		0- 1	0- 0	6- 1		
1- 1	0- 0	0- 0		NEUTRAL		0- 1	0- 0	1- 0		

S
I
U
E

S
I
U
E

RPI 1-25			RPI 26-50			RPI 51-100			RPI 101+ Team's RPI: 147		
RPI	S	Opponent	Score	RPI	S	Opponent	Score	RPI	S	Opponent	Score
35	A	Oklahoma St.	61 86	57	H	Saint Louis	71 64	122	H	IUPUI	67 85
39	A	Missouri	46 75	79	A	Central Mich.	65 78	144	A	Southern Ill.	57 71
				82	H	Belmont	73 60	180	H	Eastern Ky.	89 74
				82	N	Belmont	68 92	210	N	SFA	74 82
				95	A	UT Martin	50 86	224	A	Western Ill.	74 78
				95	H	UT Martin	79 85	233	A	Southeast Mo. St.	89 75
								233	H	Southeast Mo. St.	80 73
								233	N	Southeast Mo. St.	80 76
								236	H	Omaha	90 86
								244	A	Valparaiso	56 69
								256	A	Tennessee St.	61 73
								260	A	Murray St.	64 61
								260	H	Murray St.	76 79
								263	H	Northern Ill.	93 67
								269	A	Austin Peay	72 61
								269	H	Austin Peay	94 75
								280	A	Tennessee Tech	83 68
								298	A	Jacksonville St.	62 57
								305	H	Morehead St.	90 81
								308	A	UMKC	63 58
								322	A	Illinois St.	65 57
								339	A	Eastern Ill.	66 56
								339	H	Eastern Ill.	87 75
LAST 12 Division I GAMES:											
82	N	Belmont	68 92	260	H	Murray St.	76 79				
233	N	Southeast Mo. St.	80 76	95	H	UT Martin	79 85				
339	A	Eastern Ill.	66 56	339	H	Eastern Ill.	87 75				
233	A	Southeast Mo. St.	89 75	269	A	Austin Peay	72 61				
95	A	UT Martin	50 86	260	A	Murray St.	64 61				
269	H	Austin Peay	94 75	233	H	Southeast Mo. St.	80 73				

Non-Div I Games:

SIUE

SMU

S
M
U

SMU

Page 273

Average RPI Win:	240	WON-LOST	WINNING	LAST 10	STRENGTH OF	OPP. STRENGTH	TEAM	ADJ.	CONF.	ADJ CONF.
Average RPI Loss:	125	RECORD	PCT. RANK	GAMES	SCHEDULE	OF SCHEDULE	RPI	RPI	RPI	RPI
DIV. I ONLY	14- 17	198	7- 3	139	237	175	175	19	19	
DIV. I NON-CONF.	3- 8	257	0- 0	100	125	204	204	20	20	
TOTALS	RPI 1-25	RPI 26-50	W-L RECORDS	RPI 51-100	RPI 101-150	RPI 150+				
14- 17	0- 1	0- 0	OVERALL	0- 4	0- 4	14- 8				
6- 7	0- 1	0- 0	HOME	0- 1	0- 3	6- 2				
7- 8	0- 0	0- 0	AWAY	0- 2	0- 1	7- 5				
1- 2	0- 0	0- 0	NEUTRAL	0- 1	0- 0	1- 1				
3- 8	0- 1	0- 0	NON-CONFERENCE	0- 4	0- 1	3- 2				
1- 3	0- 1	0- 0	HOME	0- 1	0- 1	1- 0				
2- 4	0- 0	0- 0	AWAY	0- 2	0- 0	2- 2				
0- 1	0- 0	0- 0	NEUTRAL	0- 1	0- 0	0- 0				
11- 9	0- 0	0- 0	CONFERENCE	0- 0	0- 3	11- 6				
5- 4	0- 0	0- 0	HOME	0- 0	0- 2	5- 2				
5- 4	0- 0	0- 0	AWAY	0- 0	0- 1	5- 3				
1- 1	0- 0	0- 0	NEUTRAL	0- 0	0- 0	1- 1				

RPI 1-25				RPI 26-50				RPI 51-100				RPI 101+ Team's RPI: 175			
RPI	S	Opponent	Score	RPI	S	Opponent	Score	RPI	S	Opponent	Score	RPI	S	Opponent	Score
9	H	UCLA	76 109					65	N	Villanova	54 78	103	H	North Dakota	79 86
								76	H	San Francisco	94 95	104	H	Hawaii	72 74
								84	A	California	99 117	113	A	Idaho	60 107
								94	A	New Mexico St.	77 80	113	H	Idaho	88 98
												152	A	Weber St.	66 77
												152	H	Weber St.	87 64
												161	A	Montana St.	99 116
												161	H	Montana St.	79 80
												167	A	Idaho St.	68 59
												167	H	Idaho St.	83 62
												168	A	UC Davis	92 77
												172	A	New Mexico	71 84
												173	A	Montana	83 90
												173	H	Montana	83 75
												174	A	Eastern Wash.	94 91
												174	H	Eastern Wash.	83 100
												174	N	Eastern Wash.	97 100
												185	H	Northern Colo.	83 72
												199	A	Cal Poly	72 97
												235	A	Utah St.	95 86
												309	A	Northern Ariz.	111 79
												317	A	Portland St.	126 78
												317	H	Portland St.	132 91
												331	A	Southern Utah	82 72
												331	N	Southern Utah	102 89
												337	H	UC Irvine	126 78
LAST 12 Division I GAMES:															
				174	N	Eastern Wash.	97 100					113	A	Idaho	60 107
				331	N	Southern Utah	102 89					174	A	Eastern Wash.	94 91
				309	A	Northern Ariz.	111 79					167	H	Idaho St.	83 62
				331	A	Southern Utah	82 72					152	H	Weber St.	87 64
				103	H	North Dakota	79 86					161	A	Montana St.	99 116
				185	H	Northern Colo.	83 72					173	A	Montana	83 90

Non-Div I Games:

Sacramento St.

■ Loss,
■ Non-Conf,
■ S Site,
■ H Home
■ A Away
N Neutral

Average RPI Win:	291	WON-LOST	WINNING	LAST 10	STRENGTH OF	OPP. STRENGTH	TEAM	ADJ.	CONF.	ADJ CONF.
Average RPI Loss:	160	RECORD	PCT. RANK	GAMES	SCHEDULE	OF SCHEDULE	RPI	RPI	RPI	RPI
DIV. I ONLY	20- 13	104	8- 2	299	332	198	198	30	30	
DIV. I NON-CONF.	2- 10	303	0- 1	206	204	289	289	32	32	
TOTALS	RPI 1-25	RPI 26-50	W-L RECORDS	RPI 51-100	RPI 101-150	RPI 150+				
20- 13	0- 0	0- 0	OVERALL	0- 2	0- 4	20- 7				
11- 5	0- 0	0- 0	HOME	0- 0	0- 1	11- 4				
8- 7	0- 0	0- 0	AWAY	0- 2	0- 2	8- 3				
1- 1	0- 0	0- 0	NEUTRAL	0- 0	0- 1	1- 0				
2- 10	0- 0	0- 0	NON-CONFERENCE	0- 2	0- 4	2- 4				
1- 3	0- 0	0- 0	HOME	0- 0	0- 1	1- 2				
0- 6	0- 0	0- 0	AWAY	0- 2	0- 2	0- 2				
1- 1	0- 0	0- 0	NEUTRAL	0- 0	0- 1	1- 0				
18- 3	0- 0	0- 0	CONFERENCE	0- 0	0- 0	18- 3				
10- 2	0- 0	0- 0	HOME	0- 0	0- 0	10- 2				
8- 1	0- 0	0- 0	AWAY	0- 0	0- 0	8- 1				
0- 0	0- 0	0- 0	NEUTRAL	0- 0	0- 0	0- 0				

[illegible]

Non-Div I Games:

Sacred Heart

Loss, Non-Conf, S Site, H Home A Away N Neutral

RPI	S	Opponent	Score	
324	H	LIU Brooklyn	71	47
335	A	St. Francis Brooklyn	68	51
335	H	St. Francis Brooklyn	63	55
343	A	Wagner	77	73
343	H	Wagner	73	62

Sacred Heart

Saint Francis (PA)

Through Games Of April 5, 2016

Average RPI Win:	301	WON-LOST	WINNING	LAST 10	STRENGTH OF	OPP. STRENGTH	TEAM	ADJ.	CONF.	ADJ CONF.
Average RPI Loss:	193	RECORD	PCT. RANK	GAMES	SCHEDULE	OF SCHEDULE	RPI	RPI	RPI	RPI
DIV. I ONLY	13- 17	209	6- 4	310	335	262	262	30	30	
DIV. I NON-CONF.	1- 9	325	0- 0	207	198	315	315	32	32	
TOTALS	RPI 1-25	RPI 26-50	W-L RECORDS	RPI 51-100	RPI 101-150	RPI 150+				
13- 17	0- 0	0- 1	OVERALL	0- 1	0- 2	13- 13				
9- 3	0- 0	0- 0	HOME	0- 0	0- 1	9- 2				
4- 13	0- 0	0- 1	AWAY	0- 1	0- 1	4- 10				
0- 1	0- 0	0- 0	NEUTRAL	0- 0	0- 0	0- 1				
1- 9	0- 0	0- 1	NON-CONFERENCE	0- 1	0- 2	1- 5				
1- 1	0- 0	0- 0	HOME	0- 0	0- 1	1- 0				
0- 7	0- 0	0- 1	AWAY	0- 1	0- 1	0- 4				
0- 1	0- 0	0- 0	NEUTRAL	0- 0	0- 0	0- 1				
12- 8	0- 0	0- 0	CONFERENCE	0- 0	0- 0	12- 8				
8- 2	0- 0	0- 0	HOME	0- 0	0- 0	8- 2				
4- 6	0- 0	0- 0	AWAY	0- 0	0- 0	4- 6				
0- 0	0- 0	0- 0	NEUTRAL	0- 0	0- 0	0- 0				

RPI S	Opponent	Score	RPI S	Opponent	Score	RPI S	Opponent	Score	RPI S	Opponent	Score	Team's RPI: 262
29	A Florida	65 122	51	A Ohio	65 91	131	A Marshall	73 81	132	H Pittsburgh	59 74	
						164	A Robert Morris	43 57	164	H Robert Morris	62 54	
						176	A Cornell	69 75	180	N Eastern Ky.	82 88	
						198	A Sacred Heart	67 80	198	A Sacred Heart	71 92	
						198	H Sacred Heart	77 81	227	A Canisius	52 77	
						237	A Bryant	72 84	237	H Bryant	85 72	
						243	A Cincinnati	86 93	249	A Columbia	78 82	
						275	A Central Conn. St.	51 66	275	H Central Conn. St.	83 77	
						275	H Central Conn. St.	59 79	287	H Coastal Caro.	106 74	
						314	A Fairleigh Dickinson	72 73	314	H Fairleigh Dickinson	87 67	
						316	A Mt. St. Mary's	73 64	316	H Mt. St. Mary's	87 57	
						324	A LIU Brooklyn	84 75	324	H LIU Brooklyn	72 64	
						335	A St. Francis Brooklyn	83 76	335	H St. Francis Brooklyn	85 68	
						324	H LIU Brooklyn	72 64	164	H Robert Morris	62 54	
						198	A Sacred Heart	71 92	343	A Wagner	87 74	
						275	H Central Conn. St.	83 77	316	A Mt. St. Mary's	73 64	
						164	A Robert Morris	43 57	237	H Bryant	85 72	
						198	A Sacred Heart	67 80	275	H Central Conn. St.	59 79	
						335	H St. Francis Brooklyn	85 68	314	A Fairleigh Dickinson	72 73	
						324	H LIU Brooklyn	72 64	164	H Robert Morris	62 54	

LAST 12 Division I GAMES:

198	A	Sacred Heart	71	92	343	A	Wagner	87	74
275	H	Central Conn. St.	83	77	316	A	Mt. St. Mary's	73	64
164	A	Robert Morris	43	57	237	H	Bryant	85	72
198	A	Sacred Heart	67	80	275	H	Central Conn. St.	59	79
335	H	St. Francis Brooklyn	85	68	314	A	Fairleigh Dickinson	72	73
324	H	LIU Brooklyn	72	64	164	H	Robert Morris	62	54

Non-Div I Games: Pitt.-Johnstown 82 78

Saint Francis (PA)

■ Loss,
 ■ Non-Conf,
 ■ S Site,
 ■ Home
 ■ A Away
 N Neutral

RPI	S	Opponent	Score
343	A	Wagner	87 74
343	H	Wagner	93 78

Saint Joseph's

Through Games Of April 5, 2016

Average RPI Win:	158	WON-LOST	WINNING	LAST 10	STRENGTH OF	OPP. STRENGTH	TEAM	ADJ.	CONF.	ADJ CONF.
Average RPI Loss:	93	RECORD	PCT. RANK	GAMES	SCHEDULE	OF SCHEDULE	RPI	RPI	RPI	RPI
DIV. I ONLY	14- 15	179	5- 5	55	88	123	123	8	8	
DIV. I NON-CONF.	6- 6	151	0- 0	4	47	64	64	8	8	
TOTALS	RPI 1-25	RPI 26-50	W-L RECORDS	RPI 51-100	RPI 101-150	RPI 150+				
14- 15	0- 2	1- 3	OVERALL	4- 6	0- 0	9- 4				
9- 7	0- 1	1- 2	HOME	2- 4	0- 0	6- 0				
5- 7	0- 1	0- 1	AWAY	2- 2	0- 0	3- 3				
0- 1	0- 0	0- 0	NEUTRAL	0- 0	0- 0	0- 1				
6- 6	0- 1	1- 1	NON-CONFERENCE	3- 4	0- 0	2- 0				
4- 4	0- 1	1- 1	HOME	2- 2	0- 0	1- 0				
2- 2	0- 0	0- 0	AWAY	1- 2	0- 0	1- 0				
0- 0	0- 0	0- 0	NEUTRAL	0- 0	0- 0	0- 0				
8- 9	0- 1	0- 2	CONFERENCE	1- 2	0- 0	7- 4				
5- 3	0- 0	0- 1	HOME	0- 2	0- 0	5- 0				
3- 5	0- 1	0- 1	AWAY	1- 0	0- 0	2- 3				
0- 1	0- 0	0- 0	NEUTRAL	0- 0	0- 0	0- 1				

RPI 1-25				RPI 26-50				RPI 51-100				RPI 101+ Team's RPI: 123			
RPI	S	Opponent	Score	RPI	S	Opponent	Score	RPI	S	Opponent	Score	RPI	S	Opponent	Score
2	H	Notre Dame	55 91	30	A	St. Bonaventure	51 65	55	A	Temple	70 67	163	A	Fordham	40 47
19	A	Duquesne	59 73	32	H	Penn	50 46	57	H	Saint Louis	66 77	163	H	Fordham	61 51
				33	H	George Washington	45 70	63	A	Hofstra	62 75	171	A	George Mason	41 55
				47	H	Seton Hall	54 66	65	A	Villanova	49 55	182	H	UMBC	104 45
								66	H	Rutgers	65 78	196	H	Davidson	87 54
								79	H	Central Mich.	76 66	200	A	Richmond	59 57
								80	A	VCU	66 63	200	H	Richmond	64 53
								88	H	Dayton	61 71	214	A	Lehigh	63 62
								90	H	Drexel	53 46	216	H	Rhode Island	74 63
								99	H	Iona	75 81	216	N	Rhode Island	76 81
												225	A	Massachusetts	62 58
												281	A	La Salle	70 75
												281	H	La Salle	64 55
LAST 12 Division I GAMES:															
				216	N	Rhode Island	76 81	163	H	Fordham	61 51				
				200	A	Richmond	59 57	171	A	George Mason	41 55				
				196	H	Davidson	87 54	281	H	La Salle	64 55				
				216	H	Rhode Island	74 63	30	A	St. Bonaventure	51 65				
				281	A	La Salle	70 75	88	H	Dayton	61 71				
				19	A	Duquesne	59 73	57	H	Saint Louis	66 77				

Non-Div I Games:

Saint Joseph's

■ Loss,
 ■ Non-Conf,
 ■ S Site,
 ■ H Home
 ■ A Away
 N Neutral

Saint Louis

Through Games Of April 5, 2016

Average RPI Win:	183	WON-LOST	WINNING	LAST 10	STRENGTH OF	OPP. STRENGTH	TEAM	ADJ.	CONF.	ADJ CONF.
Average RPI Loss:	70	RECORD	PCT. RANK	GAMES	SCHEDULE	OF SCHEDULE	RPI	RPI	RPI	RPI
DIV. I ONLY	25- 8	35	8- 2	130	110	57	57	8	8	
DIV. I NON-CONF.	11- 4	64	2- 1	186	231	85	85	8	8	
TOTALS	RPI 1-25	RPI 26-50	W-L RECORDS	RPI 51-100	RPI 101-150	RPI 150+				
25- 8	1- 1	0- 3	OVERALL	5- 2	3- 1	16- 1				
13- 2	1- 0	0- 1	HOME	3- 0	0- 0	9- 1				
10- 5	0- 0	0- 2	AWAY	2- 2	3- 1	5- 0				
2- 1	0- 1	0- 0	NEUTRAL	0- 0	0- 0	2- 0				
11- 4	0- 0	0- 1	NON-CONFERENCE	2- 2	2- 1	7- 0				
6- 1	0- 0	0- 1	HOME	2- 0	0- 0	4- 0				
4- 3	0- 0	0- 0	AWAY	0- 2	2- 1	2- 0				
1- 0	0- 0	0- 0	NEUTRAL	0- 0	0- 0	1- 0				
14- 4	1- 1	0- 2	CONFERENCE	3- 0	1- 0	9- 1				
7- 1	1- 0	0- 0	HOME	1- 0	0- 0	5- 1				
6- 2	0- 0	0- 2	AWAY	2- 0	1- 0	3- 0				
1- 1	0- 1	0- 0	NEUTRAL	0- 0	0- 0	1- 0				

RPI S Opponent	Score	RPI S Opponent	Score	RPI S Opponent	Score	Team's RPI: 57	RPI S Opponent	Score
19 H Duquesne	84 81	30 A St. Bonaventure	59 80	61 A Ball St.	70 79		119 A Mercer	68 60
19 N Duquesne	52 56	31 H Western Ky.	76 78	61 H Ball St.	59 55		121 A Memphis	63 57
		33 A George Washington	80 89	64 A Tulane	58 66		123 A Saint Joseph's	77 66
				80 A VCU	77 72		147 A SIUE	64 71
				88 A Dayton	55 52		163 A Fordham	51 49
				88 H Dayton	70 56		171 A George Mason	61 50
				98 H Little Rock	70 69		171 H George Mason	63 73
							190 H Tulsa	82 73
							196 A Davidson	79 50
							196 H Davidson	88 51
							200 H Richmond	73 48
							216 H Rhode Island	77 60
							216 N Rhode Island	70 59
							225 H Massachusetts	69 49
							231 A Indiana St.	62 52
							233 H Southeast Mo. St.	67 52
							264 N Cleveland St.	76 65
							281 H La Salle	79 70
							299 H Bradley	75 58
							339 H Eastern Ill.	78 47
							346 A Alabama A&M	91 60
LAST 12 Division I GAMES:								
31 H Western Ky.	76 78	88 A Dayton	55 52					
61 H Ball St.	59 55	163 A Fordham	51 49					
98 H Little Rock	70 69	19 H Duquesne	84 81					
19 N Duquesne	52 56	196 H Davidson	88 51					
216 N Rhode Island	70 59	30 A St. Bonaventure	59 80					
216 H Rhode Island	77 60	200 H Richmond	73 48					

Non-Div I Games: Mo.-St. Louis 67 31

Saint Louis

■ Loss,
 ■ Non-Conf,
 ■ S Site,
 ■ H Home
 ■ A Away
 N Neutral

Saint Peter's

Through Games Of April 5, 2016

Average RPI Win:	249	WON-LOST	WINNING	LAST 10	STRENGTH OF	OPP. STRENGTH	TEAM	ADJ.	CONF.	ADJ CONF.
Average RPI Loss:	203	RECORD	PCT. RANK	GAMES	SCHEDULE	OF SCHEDULE	RPI	RPI	RPI	RPI
DIV. I ONLY	4- 26	335	0- 10	263	295	338	338	23	23	
DIV. I NON-CONF.	2- 7	280	0- 0	220	338	309	309	23	23	
TOTALS	RPI 1-25	RPI 26-50	W-L RECORDS	RPI 51-100	RPI 101-150	RPI 150+				
4- 26	0- 1	0- 1	OVERALL	0- 4	0- 0	4- 20				
4- 11	0- 1	0- 0	HOME	0- 2	0- 0	4- 8				
0- 14	0- 0	0- 0	AWAY	0- 1	0- 0	0- 0				
0- 1	0- 0	0- 0	NEUTRAL	0- 0	0- 0	0- 1				
2- 7	0- 1	0- 1	NON-CONFERENCE	0- 0	0- 0	2- 5				
2- 3	0- 1	0- 0	HOME	0- 0	0- 0	2- 2				
0- 4	0- 0	0- 1	AWAY	0- 0	0- 0	0- 3				
0- 0	0- 0	0- 0	NEUTRAL	0- 0	0- 0	0- 0				
2- 19	0- 0	0- 0	CONFERENCE	0- 4	0- 0	2- 15				
2- 8	0- 0	0- 0	HOME	0- 2	0- 0	2- 6				
0- 10	0- 0	0- 0	AWAY	0- 2	0- 0	0- 8				
0- 1	0- 0	0- 0	NEUTRAL	0- 0	0- 0	0- 1				

RPI 1-25				RPI 26-50				RPI 51-100				RPI 101+ Team's RPI: 338			
RPI	S	Opponent	Score	RPI	S	Opponent	Score	RPI	S	Opponent	Score	RPI	S	Opponent	Score
19	H	Duquesne	38 63	47	A	Seton Hall	65 81	87	A	Quinnipiac	49 66	158	H	Stony Brook	35 69
								87	H	Quinnipiac	53 65	165	A	Marist	46 69
								99	A	Iona	50 64	165	H	Marist	55 74
								99	H	Iona	51 65	202	A	Fairfield	49 76
												202	H	Fairfield	56 46
												211	H	Brown	79 67
												214	A	Lehigh	42 74
												227	A	Canisius	42 54
												227	H	Canisius	53 60
												232	A	Siena	58 59
												232	H	Siena	55 64
												238	H	Navy	39 50
												246	A	Monmouth	52 71
												246	H	Monmouth	67 62
												248	A	Manhattan	47 64
												248	H	Manhattan	43 60
												248	N	Manhattan	43 60
												285	A	Rider	48 57
												285	H	Rider	67 68
												292	A	Niagara	46 51
												292	H	Niagara	48 52
												314	A	Fairleigh Dickinson	52 73
												329	A	Lafayette	69 72
												335	H	St. Francis Brooklyn	44 40
LAST 12 Division I GAMES:															
248	N	Manhattan	43 60	202	A	Fairfield	49 76								
246	A	Monmouth	52 71	285	H	Rider	67 68								
248	H	Manhattan	43 60	165	H	Marist	55 74								
99	A	Iona	50 64	87	A	Quinnipiac	49 66								
285	A	Rider	48 57	232	H	Siena	55 64								
87	H	Quinnipiac	53 65	165	A	Marist	46 69								

Non-Div I Games:

Saint Peter's

■ Loss,
 ■ Non-Conf,
 ■ S Site,
 ■ Home
 ■ A Away
 N Neutral

Average RPI Win:	278	WON-LOST	WINNING	LAST 10	STRENGTH OF	OPP. STRENGTH	TEAM	ADJ.	CONF.	ADJ CONF.
Average RPI Loss:	141	RECORD	PCT. RANK	GAMES	SCHEDULE	OF SCHEDULE	RPI	RPI	RPI	RPI
DIV. I ONLY	12- 18	231	6- 4	158	269	208	208	28	28	
DIV. I NON-CONF.	2- 6	272	0- 0	106	44	166	166	26	26	
TOTALS	RPI 1-25	RPI 26-50	W-L RECORDS	RPI 51-100	RPI 101-150	RPI 150+				
12- 18	0- 2	0- 1	OVERALL	0- 6	1- 3	11- 6				
5- 5	0- 0	0- 0	HOME	0- 2	0- 0	5- 3				
4- 11	0- 1	0- 1	AWAY	0- 3	0- 3	4- 3				
3- 2	0- 1	0- 0	NEUTRAL	0- 1	1- 0	2- 0				
2- 6	0- 2	0- 1	NON-CONFERENCE	0- 1	0- 1	2- 1				
0- 1	0- 0	0- 0	HOME	0- 0	0- 0	0- 1				
2- 4	0- 1	0- 1	AWAY	0- 1	0- 1	2- 0				
0- 1	0- 1	0- 0	NEUTRAL	0- 0	0- 0	0- 0				
10- 12	0- 0	0- 0	CONFERENCE	0- 5	1- 2	9- 5				
5- 4	0- 0	0- 0	HOME	0- 2	0- 0	5- 2				
2- 7	0- 0	0- 0	AWAY	0- 2	0- 2	2- 3				
3- 1	0- 0	0- 0	NEUTRAL	0- 1	1- 0	2- 0				

RPI 1-25				RPI 26-50				RPI 51-100				RPI 101+ Team's RPI: 208			
RPI	S	Opponent	Score	RPI	S	Opponent	Score	RPI	S	Opponent	Score	RPI	S	Opponent	Score
6	A	Texas	49 83	41	A	Kansas St.	50 78	75	A	Abilene Christian	55 67	138	A	Northwestern St.	49 69
13	N	Florida St.	37 94					75	H	Abilene Christian	76 87	138	N	Northwestern St.	78 71
								89	A	Central Ark.	53 72	142	A	Arkansas	47 67
								89	H	Central Ark.	63 73	148	A	McNeese St.	79 82
								89	N	Central Ark.	62 69	210	A	SFA	63 70
								96	A	TCU	59 85	210	H	SFA	59 65
												210	N	SFA	78 70
												228	H	Rice	46 58
												229	A	Texas Southern	53 51
												261	A	Houston Baptist	63 67
												261	H	Houston Baptist	78 70
												283	A	Lamar	78 76
												283	H	Lamar	78 75
												311	H	Nicholls St.	63 67
												311	N	Nicholls St.	73 64
												312	A	A&M-Corpus Christi	71 81
												312	H	A&M-Corpus Christi	75 57
												319	H	Southeastern La.	80 56
												324	A	LIU Brooklyn	63 56
												332	A	Incarnate Word	65 60
												334	H	New Orleans	64 52
LAST 12 Division I GAMES:															
138	N	Northwestern St.	78 71	312	H	A&M-Corpus Christi	75 57								
210	N	SFA	78 70	89	A	Central Ark.	53 72								
311	N	Nicholls St.	73 64	89	H	Central Ark.	63 73								
210	H	SFA	59 65	261	H	Houston Baptist	78 70								
89	N	Central Ark.	62 69	75	A	Abilene Christian	55 67								
283	H	Lamar	78 75	312	A	A&M-Corpus Christi	71 81								

Non-Div I Games: LSU-Alexandria 85 50 Our Lady Of The Lak67 56

Sam Houston St.

Loss, Non-Conf, S Site, H Home A Away N Neutral

Average RPI Win:	242	WON-LOST	WINNING	LAST 10	STRENGTH OF	OPP. STRENGTH	TEAM	ADJ.	CONF.	ADJ CONF.
Average RPI Loss:	91	RECORD	PCT. RANK	GAMES	SCHEDULE	OF SCHEDULE	RPI	RPI	RPI	RPI
DIV. I ONLY	18- 11	96	7- 3	204	169	115	115	18	18	
DIV. I NON-CONF.	6- 7	173	0- 0	201	142	137	137	16	16	
TOTALS	RPI 1-25	RPI 26-50	W-L RECORDS	RPI 51-100	RPI 101-150	RPI 150+				
18- 11	0- 1	1- 3	OVERALL	0- 2	2- 3	15- 2				
7- 2	0- 0	1- 0	HOME	0- 0	1- 2	5- 0				
9- 8	0- 1	0- 2	AWAY	0- 2	1- 1	8- 2				
2- 1	0- 0	0- 1	NEUTRAL	0- 0	0- 0	2- 0				
6- 7	0- 1	0- 1	NON-CONFERENCE	0- 2	2- 1	4- 2				
1- 1	0- 0	0- 0	HOME	0- 0	1- 1	0- 0				
4- 6	0- 1	0- 1	AWAY	0- 2	1- 0	3- 2				
1- 0	0- 0	0- 0	NEUTRAL	0- 0	0- 0	1- 0				
12- 4	0- 0	1- 2	CONFERENCE	0- 0	0- 2	11- 0				
6- 1	0- 0	1- 0	HOME	0- 0	0- 1	5- 0				
5- 2	0- 0	0- 1	AWAY	0- 0	0- 1	5- 0				
1- 1	0- 0	0- 1	NEUTRAL	0- 0	0- 0	1- 0				

RPI 1-25				RPI 26-50				RPI 51-100				RPI 101+ Team's RPI: 115			
RPI	S	Opponent	Score	RPI	S	Opponent	Score	RPI	S	Opponent	Score	RPI	S	Opponent	Score
21	A	Mississippi St.	47 68	42	A	Chattanooga	30 53	74	A	Georgia Tech	55 66	102	H	Harvard	54 60
				42	H	Chattanooga	48 43	95	A	UT Martin	50 52	112	H	Troy	73 69
				42	N	Chattanooga	41 49					119	A	Mercer	61 63
				43	A	Indiana	56 65					119	H	Mercer	60 63
												130	A	LSU	47 44
												156	A	UAB	41 61
												166	A	ETSU	56 51
												166	H	ETSU	55 47
												192	A	Southern Miss.	48 56
												209	A	Alabama St.	54 35
												219	A	Furman	58 45
												219	H	Furman	77 63
												298	A	Jacksonville St.	50 39
												301	A	Western Caro.	59 42
												301	H	Western Caro.	57 52
												306	A	Wofford	58 39
												306	H	Wofford	50 48
												306	N	Wofford	63 43
												310	A	UNCG	57 52
												310	H	UNCG	80 49
												311	N	Nicholls St.	45 43
												346	A	Alabama A&M	54 30
LAST 12 Division I GAMES:															
				42	N	Chattanooga	41 49	119	A	Mercer	61 63				
				306	N	Wofford	63 43	301	H	Western Caro.	57 52				
				306	H	Wofford	50 48	310	H	UNCG	80 49				
				219	H	Furman	77 63	306	A	Wofford	58 39				
				166	A	ETSU	56 51	219	A	Furman	58 45				
				42	A	Chattanooga	30 53	42	H	Chattanooga	48 43				

Non-Div I Games: AUM 82 32 Shorter 53 33

Samford

Loss, Non-Conf, S Site, H Home A Away N Neutral

Average RPI Win:	193	WON-LOST	WINNING	LAST 10	STRENGTH OF	OPP. STRENGTH	TEAM	ADJ.	CONF.	ADJ CONF.
Average RPI Loss:	67	RECORD	PCT. RANK	GAMES	SCHEDULE	OF SCHEDULE	RPI	RPI	RPI	RPI
DIV. I ONLY	24- 8	39	5- 5	185	96	78	78	9	9	
DIV. I NON-CONF.	11- 2	19	2- 1	281	122	93	93	9	9	
TOTALS	RPI 1-25	RPI 26-50	W-L RECORDS	RPI 51-100	RPI 101-150	RPI 150+				
24- 8	1- 1	0- 0	OVERALL	3- 7	6- 0	14- 0				
10- 4	1- 0	0- 0	HOME	0- 4	3- 0	6- 0				
14- 3	0- 1	0- 0	AWAY	3- 2	3- 0	8- 0				
0- 1	0- 0	0- 0	NEUTRAL	0- 1	0- 0	0- 0				
11- 2	0- 0	0- 0	NON-CONFERENCE	1- 2	4- 0	6- 0				
4- 1	0- 0	0- 0	HOME	0- 1	2- 0	2- 0				
7- 1	0- 0	0- 0	AWAY	1- 1	2- 0	4- 0				
0- 0	0- 0	0- 0	NEUTRAL	0- 0	0- 0	0- 0				
13- 6	1- 1	0- 0	CONFERENCE	2- 5	2- 0	8- 0				
6- 3	1- 0	0- 0	HOME	0- 3	1- 0	4- 0				
7- 2	0- 1	0- 0	AWAY	2- 1	1- 0	4- 0				
0- 1	0- 0	0- 0	NEUTRAL	0- 1	0- 0	0- 0				

RPI 1-25				RPI 26-50				RPI 51-100 Team's RPI: 78				RPI 101+			
RPI	S	Opponent	Score	RPI	S	Opponent	Score	RPI	S	Opponent	Score	RPI	S	Opponent	Score
22	A	BYU	60 68					59	A	Michigan	51 78	109	A	Northwestern	69 65
22	H	BYU	78 65					69	A	St. Mary's (CA)	60 68	122	A	IUPUI	59 48
								69	H	St. Mary's (CA)	68 73	126	H	Arizona	59 54
								71	A	Santa Clara	70 58	128	A	Gonzaga	58 57
								71	H	Santa Clara	47 61	128	H	Gonzaga	63 54
								76	A	San Francisco	67 58	134	H	Akron	86 65
								76	H	San Francisco	54 59	161	A	Montana St.	62 49
								76	N	San Francisco	80 84	189	A	Pacific	59 56
								93	H	Washington St.	72 78	189	H	Pacific	69 56
								97	A	Fresno St.	72 68	242	A	San Diego St.	60 53
												244	H	Valparaiso	76 60
												247	A	Loyola Marymount	75 67
												247	H	Loyola Marymount	82 58
												268	A	Pepperdine	70 54
												268	H	Pepperdine	74 55
												294	A	Portland	77 67
												294	H	Portland	71 43
												303	H	CSUN	86 64
												326	A	Nevada	84 47
												340	A	Cal St. Fullerton	53 44
LAST 12 Division I GAMES:															
59	A	Michigan	51 78	22	A	BYU	60 68								
122	A	IUPUI	59 48	76	H	San Francisco	54 59								
109	A	Northwestern	69 65	71	H	Santa Clara	47 61								
76	N	San Francisco	80 84	189	A	Pacific	59 56								
294	A	Portland	77 67	69	A	St. Mary's (CA)	60 68								
128	A	Gonzaga	58 57	247	A	Loyola Marymount	75 67								

Non-Div I Games: Hope Int'l 90 52

San Diego

■ Loss,
 ■ Non-Conf,
 ■ S Site,
 ■ Home
 ■ Away
 N Neutral

Average RPI Win:	250	WON-LOST	WINNING	LAST 10	STRENGTH OF	OPP. STRENGTH	TEAM	ADJ.	CONF.	ADJ CONF.
Average RPI Loss:	150	RECORD	PCT. RANK	GAMES	SCHEDULE	OF SCHEDULE	RPI	RPI	RPI	RPI
DIV. I ONLY	11- 19	248	6- 4	156	244	242	242	20	20	
DIV. I NON-CONF.	4- 6	201	0- 0	260	250	256	256	21	21	
TOTALS	RPI 1-25	RPI 26-50	W-L RECORDS	RPI 51-100	RPI 101-150	RPI 150+				
11- 19	0- 1	0- 3	OVERALL	1- 3	0- 1	10- 11				
6- 9	0- 0	0- 1	HOME	1- 2	0- 0	5- 6				
4- 9	0- 1	0- 1	AWAY	0- 1	0- 1	4- 5				
1- 1	0- 0	0- 1	NEUTRAL	0- 0	0- 0	1- 0				
4- 6	0- 1	0- 0	NON-CONFERENCE	0- 2	0- 1	4- 2				
3- 3	0- 0	0- 0	HOME	0- 2	0- 0	3- 1				
1- 3	0- 1	0- 0	AWAY	0- 0	0- 1	1- 1				
0- 0	0- 0	0- 0	NEUTRAL	0- 0	0- 0	0- 0				
7- 13	0- 0	0- 3	CONFERENCE	1- 1	0- 0	6- 9				
3- 6	0- 0	0- 1	HOME	1- 0	0- 0	2- 5				
3- 6	0- 0	0- 1	AWAY	0- 1	0- 0	3- 4				
1- 1	0- 0	0- 1	NEUTRAL	0- 0	0- 0	1- 0				

RPI 1-25				RPI 26-50				RPI 51-100				RPI 101+ Team's RPI: 242			
RPI	S	Opponent	Score	RPI	S	Opponent	Score	RPI	S	Opponent	Score	RPI	S	Opponent	Score
15	A	Washington	51 80	48	A	Colorado St.	54 70	70	H	UC Riverside	68 85	136	A	Long Beach St.	54 74
				48	H	Colorado St.	57 60	78	H	San Diego	53 60	153	A	Boise St.	63 68
				48	N	Colorado St.	41 53	97	A	Fresno St.	49 54	153	H	Boise St.	45 75
								97	H	Fresno St.	65 54	168	H	UC Davis	54 65
												172	A	New Mexico	51 46
												172	H	New Mexico	45 64
												201	A	San Jose St.	73 78
												201	H	San Jose St.	87 70
												203	H	Wisconsin	63 57
												212	A	UNLV	51 62
												212	H	UNLV	41 55
												235	A	Utah St.	59 72
												235	H	Utah St.	36 55
												247	A	Loyola Marymount	65 92
												259	A	Wyoming	84 77
												259	H	Wyoming	53 40
												259	N	Wyoming	62 44
												303	A	CSUN	67 65
												320	H	North Dakota St.	64 54
												326	H	Nevada	64 70
												340	H	Cal St. Fullerton	54 43
												342	A	Air Force	69 66
LAST 12 Division I GAMES:															
				48	N	Colorado St.	41 53	201	H	San Jose St.	87 70				
				259	N	Wyoming	62 44	342	A	Air Force	69 66				
				212	A	UNLV	51 62	97	H	Fresno St.	65 54				
				172	H	New Mexico	45 64	172	A	New Mexico	51 46				
				153	A	Boise St.	63 68	48	A	Colorado St.	54 70				
				259	H	Wyoming	53 40	212	H	UNLV	41 55				

Non-Div I Games: San Diego Christian60 25

San Diego St.

San Francisco

Through Games Of April 5, 2016

Average RPI Win:	181	WON-LOST	WINNING	LAST 10	STRENGTH OF	OPP. STRENGTH	TEAM	ADJ.	CONF.	ADJ CONF.
Average RPI Loss:	94	RECORD	PCT. RANK	GAMES	SCHEDULE	OF SCHEDULE	RPI	RPI	RPI	RPI
DIV. I ONLY	19- 12	97	7- 3	74	114	76	76	9	9	
DIV. I NON-CONF.	7- 3	85	0- 1	142	156	70	70	9	9	
TOTALS	RPI 1-25	RPI 26-50	W-L RECORDS	RPI 51-100	RPI 101-150	RPI 150+				
19- 12	1- 3	0- 0	OVERALL	4- 5	3- 1	11- 3				
7- 5	0- 1	0- 0	HOME	1- 3	2- 0	4- 1				
9- 7	0- 2	0- 0	AWAY	1- 2	1- 1	7- 2				
3- 0	1- 0	0- 0	NEUTRAL	2- 0	0- 0	0- 0				
7- 3	0- 1	0- 0	NON-CONFERENCE	1- 0	2- 0	4- 2				
2- 1	0- 0	0- 0	HOME	1- 0	1- 0	0- 1				
5- 2	0- 1	0- 0	AWAY	0- 0	1- 0	4- 1				
0- 0	0- 0	0- 0	NEUTRAL	0- 0	0- 0	0- 0				
12- 9	1- 2	0- 0	CONFERENCE	3- 5	1- 1	7- 1				
5- 4	0- 1	0- 0	HOME	0- 3	1- 0	4- 0				
4- 5	0- 1	0- 0	AWAY	1- 2	0- 1	3- 1				
3- 0	1- 0	0- 0	NEUTRAL	2- 0	0- 0	0- 0				

RPI 1-25				RPI 26-50				RPI 51-100 Team's RPI: 76				RPI 101+			
RPI	S	Opponent	Score	RPI	S	Opponent	Score	RPI	S	Opponent	Score	RPI	S	Opponent	Score
7	A	Stanford	58 85					69	A	St. Mary's (CA)	59 72	103	H	North Dakota	74 57
22	A	BYU	62 65					69	H	St. Mary's (CA)	68 78	128	A	Gonzaga	47 68
22	H	BYU	57 66					69	N	St. Mary's (CA)	67 65	128	H	Gonzaga	71 52
22	N	BYU	70 68					70	H	UC Riverside	88 76	136	A	Long Beach St.	66 52
								71	A	Santa Clara	57 68	175	A	Sacramento St.	95 94
								71	H	Santa Clara	57 59	189	A	Pacific	57 70
								78	A	San Diego	59 54	189	H	Pacific	81 71
								78	H	San Diego	58 67	199	H	Cal Poly	61 62
								78	N	San Diego	84 80	201	A	San Jose St.	82 78
												205	A	Utah Valley	88 94
												239	A	North Texas	69 61
												247	A	Loyola Marymount	75 73
												247	H	Loyola Marymount	81 72
												268	A	Pepperdine	81 74
												268	H	Pepperdine	99 75
												294	A	Portland	82 63
												294	H	Portland	90 69
												326	A	Nevada	70 62
LAST 12 Division I GAMES:															
7	A	Stanford	58 85	247	H	Loyola Marymount	81 72								
22	N	BYU	70 68	268	H	Pepperdine	99 75								
69	N	St. Mary's (CA)	67 65	78	A	San Diego	59 54								
78	N	San Diego	84 80	22	A	BYU	62 65								
69	A	St. Mary's (CA)	59 72	71	H	Santa Clara	57 59								
189	H	Pacific	81 71	128	H	Gonzaga	71 52								

Non-Div I Games: Holy Names 77 31 San Fran. St. 73 45

San Francisco

Loss, Non-Conf, S Site, H Home A Away N Neutral

**S
a
n
J
o
s
e
t
.**

S
a
n
J
o
s
e
s
t

San Jose St.

Page 287

Average RPI Win:	195	WON-LOST	WINNING	LAST 10	STRENGTH OF	OPP. STRENGTH	TEAM	ADJ.	CONF.	ADJ CONF.
Average RPI Loss:	57	RECORD	PCT. RANK	GAMES	SCHEDULE	OF SCHEDULE	RPI	RPI	RPI	RPI
DIV. I ONLY	21- 9	60	6- 4	140	89	71	71	9	9	
DIV. I NON-CONF.	7- 3	85	0- 1	266	54	101	101	9	9	
TOTALS	RPI 1-25	RPI 26-50	W-L RECORDS	RPI 51-100	RPI 101-150	RPI 150+				
21- 9	1- 4	0- 0	OVERALL	4- 4	3- 1	13- 0				
9- 3	0- 1	0- 0	HOME	1- 2	2- 0	6- 0				
10- 5	1- 2	0- 0	AWAY	3- 2	0- 1	6- 0				
2- 1	0- 1	0- 0	NEUTRAL	0- 0	1- 0	1- 0				
7- 3	1- 1	0- 0	NON-CONFERENCE	0- 2	1- 0	5- 0				
3- 0	0- 0	0- 0	HOME	0- 0	1- 0	2- 0				
3- 3	1- 1	0- 0	AWAY	0- 2	0- 0	2- 0				
1- 0	0- 0	0- 0	NEUTRAL	0- 0	0- 0	1- 0				
14- 6	0- 3	0- 0	CONFERENCE	4- 2	2- 1	8- 0				
6- 3	0- 1	0- 0	HOME	1- 2	1- 0	4- 0				
7- 2	0- 1	0- 0	AWAY	3- 0	0- 1	4- 0				
1- 1	0- 1	0- 0	NEUTRAL	0- 0	1- 0	0- 0				

RPI 1-25				RPI 26-50				RPI 51-100 Team's RPI: 71				RPI 101+			
RPI	S	Opponent	Score	RPI	S	Opponent	Score	RPI	S	Opponent	Score	RPI	S	Opponent	Score
7	A	Stanford	61 58					56	A	Southern California	46 81	128	A	Gonzaga	44 53
15	A	Washington	55 100					69	A	St. Mary's (CA)	73 67	128	H	Gonzaga	71 64
22	A	BYU	63 70					69	H	St. Mary's (CA)	70 78	128	N	Gonzaga	59 58
22	H	BYU	63 68					76	A	San Francisco	59 57	143	H	Texas Tech	75 70
22	N	BYU	67 87					76	H	San Francisco	68 57	189	A	Pacific	66 60
								78	A	San Diego	61 47	189	H	Pacific	76 52
								78	H	San Diego	58 70	199	A	Cal Poly	69 63
								97	A	Fresno St.	53 59	247	A	Loyola Marymount	57 56
												247	H	Loyola Marymount	68 41
												266	A	UC Santa Barbara	48 37
												266	H	UC Santa Barbara	66 48
												268	A	Pepperdine	62 60
												268	H	Pepperdine	84 50
												294	A	Portland	67 45
												294	H	Portland	66 47
												330	N	Evansville	62 44
												342	H	Air Force	68 34
LAST 12 Division I GAMES:															
97	A	Fresno St.	53 59	247	H	Loyola Marymount	68 41								
22	N	BYU	67 87	22	A	BYU	63 70								
128	N	Gonzaga	59 58	78	A	San Diego	61 47								
189	A	Pacific	66 60	76	A	San Francisco	59 57								
69	H	St. Mary's (CA)	70 78	294	H	Portland	66 47								
268	H	Pepperdine	84 50	128	H	Gonzaga	71 64								

Non-Div I Games: Hope Int'l 78 54 Simpson (CA) 112 34

Santa Clara

Loss, Non-Conf, S Site, H Home A Away N Neutral

Savannah State				Through Games Of April 30, 2010						
Average RPI Win:	290	WON-LOST	WINNING	LAST 10	STRENGTH OF	OPP. STRENGTH	TEAM	ADJ.	CONF.	ADJ CONF.
Average RPI Loss:	195	RECORD	PCT. RANK	GAMES	SCHEDULE	OF SCHEDULE	RPI	RPI	RPI	RPI
DIV. I ONLY	8- 18	274	4- 6	292	326	297	297	32	32	
DIV. I NON-CONF.	1- 8	319	0- 0	72	81	231	231	30	30	
TOTALS	RPI 1-25	RPI 26-50	W-L RECORDS	RPI 51-100	RPI 101-150	RPI 150+				
8- 18	0- 1	0- 3	OVERALL	0- 1	0- 1	8- 12				
5- 5	0- 0	0- 1	HOME	0- 0	0- 0	5- 4				
3- 12	0- 1	0- 2	AWAY	0- 1	0- 1	3- 7				
0- 1	0- 0	0- 0	NEUTRAL	0- 0	0- 0	0- 1				
1- 8	0- 1	0- 3	NON-CONFERENCE	0- 1	0- 1	1- 2				
0- 2	0- 0	0- 1	HOME	0- 0	0- 0	0- 1				
1- 6	0- 1	0- 2	AWAY	0- 1	0- 1	1- 1				
0- 0	0- 0	0- 0	NEUTRAL	0- 0	0- 0	0- 0				
7- 10	0- 0	0- 0	CONFERENCE	0- 0	0- 0	7- 10				
5- 3	0- 0	0- 0	HOME	0- 0	0- 0	5- 3				
2- 6	0- 0	0- 0	AWAY	0- 0	0- 0	2- 6				
0- 1	0- 0	0- 0	NEUTRAL	0- 0	0- 0	0- 1				

RPI 1-25				RPI 26-50				RPI 51-100				RPI 101+				Team's RPI: 297	
RPI	S	Opponent	Score	RPI	S	Opponent	Score	RPI	S	Opponent	Score	RPI	S	Opponent	Score		
21	A	Mississippi St.	25 92	29	A	Florida	34 99	66	A	Rutgers	26 65	125	A	Jacksonville	52 65		
				35	A	Oklahoma St.	48 76					177	A	N.C. A&T	31 60		
				49	H	Auburn	40 62					177	H	N.C. A&T	59 69		
												207	A	Hampton	53 65		
												209	A	Alabama St.	60 49		
												230	H	Coppin St.	57 55		
												241	A	Bethune-Cookman	44 50		
												255	H	Morgan St.	60 66		
												279	H	UMES	60 42		
												290	A	Florida A&M	38 59		
												290	H	Florida A&M	65 46		
												291	H	Ga. Southern	48 64		
												293	A	South Carolina St.	43 56		
												293	H	South Carolina St.	62 39		
												293	N	South Carolina St.	53 61		
												298	A	Jacksonville St.	35 50		
												321	H	Delaware St.	59 67		
												327	A	Howard	69 64		
												347	A	Norfolk St.	68 53		
												348	A	N.C. Central	61 65		
												348	H	N.C. Central	57 39		
LAST 12 Division I GAMES:																	
				293	N	South Carolina St.	53 61	230	H	Coppin St.	57 55						
				290	H	Florida A&M	65 46	255	H	Morgan St.	60 66						
				348	A	N.C. Central	61 65	241	A	Bethune-Cookman	44 50						
				293	H	South Carolina St.	62 39	177	A	N.C. A&T	31 60						
				327	A	Howard	69 64	347	A	Norfolk St.	68 53						
				293	A	South Carolina St.	43 56	207	A	Hampton	53 65						

Non-Div I Games:	Columbia (SC)	101	34	Allen	72	46
------------------	---------------	-----	----	-------	----	----

Savannah St.

Loss, Non-Conf, S Site, H Home A Away N Neutral

RPI 1-25					
RPI	S	Opponent	Score		
15	A	Washington	55	96	

RPI 26-50					
RPI	S	Opponent	Score		
46	N	Princeton	48	85	

RPI 51-100					
RPI	S	Opponent	Score		
58	A	Oregon	62	82	
70	H	UC Riverside	70	92	
94	A	New Mexico St.	54	69	
94	H	New Mexico St.	56	66	

Team's RPI: 273					
RPI	S	Opponent	Score		
113	A	Idaho	60	64	
136	H	Long Beach St.	57	69	
153	H	Boise St.	66	84	
161	H	Montana St.	51	80	
167	A	Idaho St.	67	83	
173	A	Montana	58	44	
186	A	UTRGV	74	71	
186	H	UTRGV	71	76	
205	A	Utah Valley	48	79	
205	H	Utah Valley	44	61	
217	A	CSU Bakersfield	68	76	
217	H	CSU Bakersfield	52	66	
217	N	CSU Bakersfield	54	62	
234	A	Grand Canyon	53	60	
234	H	Grand Canyon	54	67	
247	A	Loyola Marymount	78	69	
300	H	Denver	59	51	
303	A	CSUN	62	56	
308	A	UMKC	43	64	
308	H	UMKC	69	63	
317	A	Portland St.	85	64	
345	A	Chicago St.	49	57	
345	H	Chicago St.	59	45	

LAST 12 Division I GAMES:					
217	N	CSU Bakersfield	54	62	
217	H	CSU Bakersfield	52	66	
205	A	Utah Valley	48	79	
94	H	New Mexico St.	56	66	
186	H	UTRGV	71	76	
234	A	Grand Canyon	53	60	
308	A	UMKC	43	64	
345	A	Chicago St.	49	57	
234	H	Grand Canyon	54	67	
205	H	Utah Valley	44	61	
186	A	UTRGV	74	71	
94	A	New Mexico St.	54	69	

Non-Div I Games: Evergreen St. 81 38

Average RPI Win: 143	WON-LOST	WINNING	LAST 10	STRENGTH OF	OPP. STRENGTH	TEAM	ADJ.	CONF.	ADJ CONF.
Average RPI Loss: 65	RECORD	PCT. RANK	GAMES	SCHEDULE	OF SCHEDULE	RPI	RPI	RPI	RPI
DIV. I ONLY	23- 9	52	6- 4	77	69	47	47	6	6
DIV. I NON-CONF.	10- 2	24	0- 1	47	61	15	15	6	6
TOTALS	RPI 1-25	RPI 26-50	W-L RECORDS	RPI 51-100	RPI 101-150	RPI 150+			
23- 9	1- 2	1- 1	OVERALL	4- 3	8- 3	9- 0			
11- 3	0- 1	1- 0	HOME	2- 1	2- 1	6- 0			
9- 4	1- 0	0- 1	AWAY	0- 2	5- 1	3- 0			
3- 2	0- 1	0- 0	NEUTRAL	2- 0	1- 1	0- 0			
10- 2	0- 1	1- 1	NON-CONFERENCE	3- 0	3- 0	3- 0			
5- 0	0- 0	1- 0	HOME	1- 0	0- 0	3- 0			
3- 1	0- 0	0- 1	AWAY	0- 0	3- 0	0- 0			
2- 1	0- 1	0- 0	NEUTRAL	2- 0	0- 0	0- 0			
13- 7	1- 1	0- 0	CONFERENCE	1- 3	5- 3	6- 0			
6- 3	0- 1	0- 0	HOME	1- 1	2- 1	3- 0			
6- 3	1- 0	0- 0	AWAY	0- 2	2- 1	3- 0			
1- 1	0- 0	0- 0	NEUTRAL	0- 0	1- 1	0- 0			

RPI 1-25				RPI 26-50				Team's RPI: 47				RPI 51-100				RPI 101+			
RPI	S	Opponent	Score	RPI	S	Opponent	Score	RPI	S	Opponent	Score	RPI	S	Opponent	Score	RPI	S	Opponent	Score
19	N	Duquesne	76 97	45	A	Georgia	52 70	52	A	St. John's (NY)	69 71	105	A	Marquette	82 89				
23	A	DePaul	83 74	46	H	Princeton	71 64	52	H	St. John's (NY)	64 72	105	H	Marquette	99 68				
23	H	DePaul	74 86					53	N	North Carolina St.	58 55	105	N	Marquette	93 86				
								65	A	Villanova	45 55	110	A	Georgetown	83 75				
								65	H	Villanova	60 50	110	H	Georgetown	65 73				
								66	H	Rutgers	77 49	118	A	Creighton	86 82				
								85	N	UNI	57 49	118	H	Creighton	77 71				
												118	N	Creighton	56 77				
												123	A	Saint Joseph's	66 54				
												127	A	Liberty	92 56				
												150	A	UT Arlington	61 54				
												163	H	Fordham	66 54				
												170	A	Xavier	72 67				
												170	H	Xavier	82 66				
												193	A	Butler	72 67				
												193	H	Butler	98 77				
												237	H	Bryant	93 57				
												267	A	Providence	64 54				
												267	H	Providence	71 54				
												338	H	Saint Peter's	81 65				
LAST 12 Division I GAMES:																			
19	N	Duquesne	76 97	193	A	Butler	72 67												
118	N	Creighton	56 77	65	H	Villanova	60 50												
105	N	Marquette	93 86	110	H	Georgetown	65 73												
267	H	Providence	71 54	52	H	St. John's (NY)	64 72												
118	H	Creighton	77 71	105	A	Marquette	82 89												
170	A	Xavier	72 67	23	A	DePaul	83 74												

Non-Div I Games:

Seton Hall

■ Loss,
 ■ Non-Conf,
 ■ S Site,
 ■ Home
 ■ A Away
 N Neutral

Average RPI Win: 265	WON-LOST	WINNING	LAST 10	STRENGTH OF	OPP. STRENGTH	TEAM	ADJ.	CONF.	ADJ CONF.
Average RPI Loss: 165	RECORD	PCT. RANK	GAMES	SCHEDULE	OF SCHEDULE	RPI	RPI	RPI	RPI
DIV. I ONLY	14- 18	207	2- 8	242	268	232	232	23	23
DIV. I NON-CONF.	3- 7	248	0- 0	174	314	214	214	23	23
TOTALS	RPI 1-25	RPI 26-50	W-L RECORDS	RPI 51-100	RPI 101-150	RPI 150+			
14- 18	0- 0	0- 2	OVERALL	0- 5	0- 1	14- 10			
7- 7	0- 0	0- 1	HOME	0- 3	0- 0	7- 3			
6- 10	0- 0	0- 1	AWAY	0- 2	0- 1	6- 6			
1- 1	0- 0	0- 0	NEUTRAL	0- 0	0- 0	1- 1			
3- 7	0- 0	0- 2	NON-CONFERENCE	0- 0	0- 1	3- 4			
0- 2	0- 0	0- 1	HOME	0- 0	0- 0	0- 1			
2- 4	0- 0	0- 1	AWAY	0- 0	0- 1	2- 2			
1- 1	0- 0	0- 0	NEUTRAL	0- 0	0- 0	1- 1			
11- 11	0- 0	0- 0	CONFERENCE	0- 5	0- 0	11- 6			
7- 5	0- 0	0- 0	HOME	0- 3	0- 0	7- 2			
4- 6	0- 0	0- 0	AWAY	0- 2	0- 0	4- 4			
0- 0	0- 0	0- 0	NEUTRAL	0- 0	0- 0	0- 0			

RPI S	Opponent	Score	RPI S	Opponent	Score	RPI S	Opponent	Score	RPI S	Opponent	Score	Team's RPI: 232
30	A St. Bonaventure	40 57	87	A Quinnipiac	52 94	144	A Southern Ill.	54 73				
38	H Albany (NY)	42 61	87	H Quinnipiac	59 69	154	H Northeastern	67 70				
			99	A Iona	51 63	165	A Marist	37 66				
			99	H Iona	47 64	165	H Marist	60 56				
			99	H Iona	51 64	202	A Fairfield	55 67				
						202	H Fairfield	51 71				
						209	N Alabama St.	53 57				
						227	A Canisius	58 52				
						227	H Canisius	61 57				
						238	A Navy	58 59				
						240	A New Hampshire	57 53				
						246	A Monmouth	69 63				
						246	H Monmouth	64 54				
						248	A Manhattan	49 56				
						248	H Manhattan	60 59				
						255	N Morgan St.	69 46				
						285	A Rider	58 70				
						285	H Rider	79 76				
						285	H Rider	66 45				
						292	A Niagara	59 51				
						292	H Niagara	45 54				
						295	A Colgate	50 52				
						314	A Fairleigh Dickinson	81 65				
						338	A Saint Peter's	64 55				
						338	H Saint Peter's	59 58				
LAST 12 Division I GAMES:												
99	H Iona	47 64	248	A Manhattan	49 56							
285	H Rider	79 76	99	H Iona	51 64							
292	H Niagara	45 54	202	A Fairfield	55 67							
165	H Marist	60 56	87	H Quinnipiac	59 69							
99	A Iona	51 63	338	A Saint Peter's	64 55							
202	H Fairfield	51 71	165	A Marist	37 66							

Non-Div I Games:

Siena

■ Loss,
 ■ Non-Conf,
 ■ S Site,
 ■ Home
 ■ A Away
 N Neutral

Average RPI Win:	214	WON-LOST	WINNING	LAST 10	STRENGTH OF	OPP. STRENGTH	TEAM	ADJ.	CONF.	ADJ CONF.
Average RPI Loss:	150	RECORD	PCT. RANK	GAMES	SCHEDULE	OF SCHEDULE	RPI	RPI	RPI	RPI
DIV. I ONLY	13- 15	192	6- 4	184	190	194	194	15	15	
DIV. I NON-CONF.	2- 5	253	0- 0	197	237	230	230	14	14	
TOTALS	RPI 1-25	RPI 26-50	W-L RECORDS	RPI 51-100	RPI 101-150	RPI 150+				
13- 15	0- 0	0- 3	OVERALL	0- 2	4- 4	9- 6				
6- 7	0- 0	0- 2	HOME	0- 1	3- 0	3- 4				
7- 7	0- 0	0- 1	AWAY	0- 0	1- 3	6- 2				
0- 1	0- 0	0- 0	NEUTRAL	0- 0	0- 1	0- 0				
2- 5	0- 0	0- 1	NON-CONFERENCE	0- 0	0- 1	2- 3				
0- 3	0- 0	0- 1	HOME	0- 0	0- 0	0- 2				
2- 2	0- 0	0- 0	AWAY	0- 0	0- 1	2- 1				
0- 0	0- 0	0- 0	NEUTRAL	0- 0	0- 0	0- 0				
11- 10	0- 0	0- 2	CONFERENCE	0- 2	4- 3	7- 3				
6- 4	0- 0	0- 1	HOME	0- 1	3- 0	3- 2				
5- 5	0- 0	0- 1	AWAY	0- 1	1- 2	4- 1				
0- 1	0- 0	0- 0	NEUTRAL	0- 0	0- 1	0- 0				

RPI S	Opponent	Score	RPI S	Opponent	Score	RPI S	Opponent	Score	RPI S	Opponent	Score	Team's RPI: 194
29	H Florida	60 72	98	A Little Rock	43 74	112	A Troy	75 71				
40	A Arkansas St.	51 58	98	H Little Rock	34 47	112	H Troy	65 63				
40	H Arkansas St.	53 66				112	N Troy	49 62				
						116	A La.-Lafayette	50 69				
						116	H La.-Lafayette	68 59				
						145	A Southern U.	45 50				
						150	A UT Arlington	49 53				
						150	H UT Arlington	59 55				
						156	H UAB	39 53				
						192	A Southern Miss.	51 71				
						209	A Alabama St.	47 43				
						234	A Grand Canyon	59 56				
						245	A Texas St.	70 56				
						245	H Texas St.	71 73				
						253	A Appalachian St.	68 54				
						253	H Appalachian St.	71 55				
						270	A La.-Monroe	63 57				
						270	H La.-Monroe	54 67				
						271	A Georgia St.	60 52				
						271	H Georgia St.	83 45				
						272	H UCF	36 77				
						291	A Ga. Southern	43 57				
						291	H Ga. Southern	48 45				
LAST 12 Division I GAMES:												
112	N Troy	49 62	112	H Troy	65 63							
245	A Texas St.	70 56	291	H Ga. Southern	48 45							
150	A UT Arlington	49 53	271	H Georgia St.	83 45							
116	H La.-Lafayette	68 59	98	A Little Rock	43 74							
270	H La.-Monroe	54 67	40	A Arkansas St.	51 58							
253	A Appalachian St.	68 54	253	H Appalachian St.	71 55							

Non-Div I Games: Spring Hill 64 49 William Carey 66 30

South Ala.

Loss, Non-Conf, S Site, H Home A Away N Neutral

South Carolina

Through Games Of April 5, 2016

Average RPI Win:	95	WON-LOST	WINNING	LAST 10	STRENGTH OF	OPP. STRENGTH	TEAM	ADJ.	CONF.	ADJ CONF.
Average RPI Loss:	5	RECORD	PCT. RANK	GAMES	SCHEDULE	OF SCHEDULE	RPI	RPI	RPI	RPI
DIV. I ONLY	33- 2	3	9- 1	14	8	4	4	3	3	
DIV. I NON-CONF.	14- 2	10	2- 1	61	6	18	18	3	3	
TOTALS	RPI 1-25	RPI 26-50	W-L RECORDS	RPI 51-100	RPI 101-150	RPI 150+				
33- 2	11- 2	7- 0	OVERALL	1- 0	6- 0	8- 0				
16- 1	3- 1	5- 0	HOME	0- 0	4- 0	4- 0				
11- 0	5- 0	1- 0	AWAY	1- 0	1- 0	3- 0				
6- 1	3- 1	1- 0	NEUTRAL	0- 0	1- 0	1- 0				
14- 2	3- 2	2- 0	NON-CONFERENCE	0- 0	4- 0	5- 0				
8- 1	1- 1	2- 0	HOME	0- 0	2- 0	3- 0				
3- 0	1- 0	0- 0	AWAY	0- 0	1- 0	1- 0				
3- 1	1- 1	0- 0	NEUTRAL	0- 0	1- 0	1- 0				
19- 0	8- 0	5- 0	CONFERENCE	1- 0	2- 0	3- 0				
8- 0	2- 0	3- 0	HOME	0- 0	2- 0	1- 0				
8- 0	4- 0	1- 0	AWAY	1- 0	0- 0	2- 0				
3- 0	2- 0	1- 0	NEUTRAL	0- 0	0- 0	0- 0				

RPI	S	Opponent	Score	RPI	S	Opponent	Score	RPI	S	Opponent	Score	RPI	S	Opponent	Score
1	H	UConn	54 66	29	H	Florida	86 71	77	A	Vanderbilt	71 61	101	H	Elon	78 63
8	N	Syracuse	72 80	39	H	Missouri	83 58					104	A	Hawaii	67 51
9	A	UCLA	68 65	41	H	Kansas St.	73 47					125	H	Jacksonville	77 41
10	H	Ohio St.	88 80	45	H	Georgia	61 51					130	H	LSU	75 39
12	N	Arizona St.	60 58	49	A	Auburn	74 58					142	H	Arkansas	85 32
14	A	Kentucky	73 62	49	N	Auburn	57 48					146	N	East Carolina	88 57
14	H	Kentucky	78 68	50	H	Duke	66 55					159	A	Alabama	66 46
14	N	Kentucky	93 63									179	A	Ole Miss	66 45
17	A	Tennessee	62 56									179	H	Ole Miss	81 62
21	A	Mississippi St.	57 51									207	H	Hampton	86 48
21	N	Mississippi St.	66 52									217	N	CSU Bakersfield	90 71
25	A	Texas A&M	70 63									251	A	Clemson	67 41
25	H	Texas A&M	59 58									310	H	UNCG	92 44
												328	H	Winthrop	86 37
LAST 12 Division I GAMES:															
		8 N Syracuse	72 80			130 H LSU	75 39								
		41 H Kansas St.	73 47			179 A Ole Miss	66 45								
		125 H Jacksonville	77 41			159 A Alabama	66 46								
		21 N Mississippi St.	66 52			45 H Georgia	61 51								
		14 N Kentucky	93 63			17 A Tennessee	62 56								
		49 N Auburn	57 48			29 H Florida	86 71								

Non-Div I Games:

South Carolina

Loss, Non-Conf, S Site, H Home A Away N Neutral

Average RPI Win:	303	WON-LOST	WINNING	LAST 10	STRENGTH OF	OPP. STRENGTH	TEAM	ADJ.	CONF.	ADJ CONF.
Average RPI Loss:	223	RECORD	PCT. RANK	GAMES	SCHEDULE	OF SCHEDULE	RPI	RPI	RPI	RPI
DIV. I ONLY	11- 16	227	5- 5	346	341	293	293	32	32	
DIV. I NON-CONF.	2- 6	272	0- 0	311	251	285	285	30	30	
TOTALS	RPI 1-25	RPI 26-50	W-L RECORDS	RPI 51-100	RPI 101-150	RPI 150+				
11- 16	0- 0	0- 0	OVERALL	0- 1	0- 1	11- 14				
5- 4	0- 0	0- 0	HOME	0- 0	0- 0	5- 4				
4- 10	0- 0	0- 0	AWAY	0- 0	0- 1	4- 9				
2- 2	0- 0	0- 0	NEUTRAL	0- 1	0- 0	2- 1				
2- 6	0- 0	0- 0	NON-CONFERENCE	0- 1	0- 1	2- 4				
1- 0	0- 0	0- 0	HOME	0- 0	0- 0	1- 0				
1- 5	0- 0	0- 0	AWAY	0- 0	0- 1	1- 4				
0- 1	0- 0	0- 0	NEUTRAL	0- 1	0- 0	0- 0				
9- 10	0- 0	0- 0	CONFERENCE	0- 0	0- 0	9- 10				
4- 4	0- 0	0- 0	HOME	0- 0	0- 0	4- 4				
3- 5	0- 0	0- 0	AWAY	0- 0	0- 0	3- 5				
2- 1	0- 0	0- 0	NEUTRAL	0- 0	0- 0	2- 1				

RPI S	Opponent	Score	RPI S	Opponent	Score	RPI S	Opponent	Score	RPI S	Opponent	Score	Team's RPI: 293
						89 N	Central Ark.	38 51	125 A	Jacksonville	47 79	
									156 A	UAB	38 71	
									177 H	N.C. A&T	54 57	
									196 A	Davidson	51 63	
									207 A	Hampton	50 63	
									219 A	Furman	46 59	
									230 H	Coppin St.	67 63	
									230 N	Coppin St.	62 81	
									241 A	Bethune-Cookman	50 65	
									241 H	Bethune-Cookman	46 64	
									241 N	Bethune-Cookman	56 48	
									251 A	Clemson	54 63	
									255 H	Morgan St.	56 62	
									279 A	UMES	55 61	
									279 H	UMES	56 63	
									290 A	Florida A&M	68 62	
									297 A	Savannah St.	39 62	
									297 H	Savannah St.	56 43	
									297 N	Savannah St.	61 53	
									306 H	Wofford	60 47	
									321 A	Delaware St.	61 79	
									321 H	Delaware St.	61 48	
									325 A	North Florida	53 48	
									327 A	Howard	65 63	
									347 A	Norfolk St.	60 52	
									348 H	N.C. Central	58 51	
LAST 12 Division I GAMES:												
			230 N	Coppin St.	62 81		279 A	UMES	55 61			
			241 N	Bethune-Cookman	56 48		297 H	Savannah St.	56 43			
			297 N	Savannah St.	61 53		255 H	Morgan St.	56 62			
			241 H	Bethune-Cookman	46 64		230 H	Coppin St.	67 63			
			297 A	Savannah St.	39 62		321 A	Delaware St.	61 79			
			327 A	Howard	65 63		207 A	Hampton	50 63			

Non-Div I Games: Morris 90 39 Southern Wesleyan 75 52

South Carolina St.

■ Loss,
 ■ Non-Conf,
 ■ S Site,
 ■ Home
 ■ Away
 N Neutral

South Dakota

Through Games Of April 5, 2016

Average RPI Win: 180	WON-LOST	WINNING	LAST 10	STRENGTH OF	OPP. STRENGTH	TEAM	ADJ.	CONF.	ADJ CONF.
Average RPI Loss: 66	RECORD	PCT. RANK	GAMES	SCHEDULE	OF SCHEDULE	RPI	RPI	RPI	RPI
DIV. I ONLY	31- 6	16	9- 1	138	107	37	37	16	16
DIV. I NON-CONF.	14- 4	47	6- 0	69	25	25	25	15	15
TOTALS	RPI 1-25	RPI 26-50	W-L RECORDS	RPI 51-100	RPI 101-150	RPI 150+			
31- 6	0- 1	3- 2	OVERALL	4- 2	8- 1	16- 0			
16- 1	0- 1	2- 0	HOME	3- 0	5- 0	6- 0			
12- 4	0- 0	1- 1	AWAY	1- 2	2- 1	8- 0			
3- 1	0- 0	0- 1	NEUTRAL	0- 0	1- 0	2- 0			
14- 4	0- 1	1- 1	NON-CONFERENCE	4- 2	4- 0	5- 0			
8- 1	0- 1	1- 0	HOME	3- 0	3- 0	1- 0			
5- 3	0- 0	0- 1	AWAY	1- 2	1- 0	3- 0			
1- 0	0- 0	0- 0	NEUTRAL	0- 0	0- 0	1- 0			
17- 2	0- 0	2- 1	CONFERENCE	0- 0	4- 1	11- 0			
8- 0	0- 0	1- 0	HOME	0- 0	2- 0	5- 0			
7- 1	0- 0	1- 0	AWAY	0- 0	1- 1	5- 0			
2- 1	0- 0	0- 1	NEUTRAL	0- 0	1- 0	1- 0			

RPI 1-25				RPI 26-50				Team's RPI: 37		RPI 51-100				RPI 101+			
RPI	S	Opponent	Score	RPI	S	Opponent	Score		RPI	S	Opponent	Score	RPI	S	Opponent	Score	
15	H	Washington	64 77	31	H	Western Ky.	68 54		54	H	FGCU	71 65	103	A	North Dakota	73 70	
				41	A	Kansas St.	81 84		58	H	Oregon	88 54	105	H	Marquette	97 69	
				44	A	South Dakota St.	63 58		73	A	Utah	59 66	107	H	Drake	92 87	
				44	H	South Dakota St.	80 75		85	A	UNI	43 64	118	H	Creighton	74 68	
				44	N	South Dakota St.	55 61		85	H	UNI	51 50	122	A	IUPUI	74 63	
									86	A	Minnesota	101 89	122	H	IUPUI	65 59	
													140	A	Oral Roberts	56 60	
													140	H	Oral Roberts	71 48	
													140	N	Oral Roberts	78 61	
													181	A	Fla. Atlantic	76 53	
													188	A	Illinois	85 76	
													201	A	San Jose St.	87 77	
													224	A	Western Ill.	102 77	
													224	H	Western Ill.	86 50	
													236	A	Omaha	70 55	
													236	H	Omaha	82 76	
													253	N	Appalachian St.	87 60	
													300	A	Denver	79 33	
													300	H	Denver	85 60	
													300	N	Denver	73 54	
													313	A	IPFW	90 63	
													313	H	IPFW	92 60	
													317	H	Portland St.	103 61	
													320	A	North Dakota St.	96 94	
													320	H	North Dakota St.	80 54	
LAST 12 Division I GAMES:																	
				54	H	FGCU	71 65		44	N	South Dakota St.	55 61					
				58	H	Oregon	88 54		140	N	Oral Roberts	78 61					
				31	H	Western Ky.	68 54		300	N	Denver	73 54					
				85	H	UNI	51 50		122	A	IUPUI	74 63					
				86	A	Minnesota	101 89		313	A	IPFW	90 63					
				118	H	Creighton	74 68		44	H	South Dakota St.	80 75					

Non-Div I Games: Dakota Wesleyan 94 54

South Dakota

Loss, Non-Conf, S Site, H Home A Away N Neutral

Average RPI Win:	199	WON-LOST	WINNING	LAST 10	STRENGTH OF	OPP. STRENGTH	TEAM	ADJ.	CONF.	ADJ CONF.
Average RPI Loss:	35	RECORD	PCT. RANK	GAMES	SCHEDULE	OF SCHEDULE	RPI	RPI	RPI	RPI
DIV. I ONLY	27- 7	22	7- 3	110	105	44	44	16	16	
DIV. I NON-CONF.	11- 4	64	1- 1	39	9	24	24	15	15	
TOTALS	RPI 1-25	RPI 26-50	W-L RECORDS	RPI 51-100	RPI 101-150	RPI 150+				
27- 7	1- 3	2- 3	OVERALL	1- 0	7- 1	16- 0				
13- 2	1- 1	0- 1	HOME	1- 0	3- 0	8- 0				
8- 4	0- 1	0- 2	AWAY	0- 0	2- 1	6- 0				
6- 1	0- 1	2- 0	NEUTRAL	0- 0	2- 0	2- 0				
11- 4	1- 3	1- 1	NON-CONFERENCE	1- 0	4- 0	4- 0				
6- 1	1- 1	0- 0	HOME	1- 0	1- 0	3- 0				
2- 2	0- 1	0- 1	AWAY	0- 0	1- 0	1- 0				
3- 1	0- 1	1- 0	NEUTRAL	0- 0	2- 0	0- 0				
16- 3	0- 0	1- 2	CONFERENCE	0- 0	3- 1	12- 0				
7- 1	0- 0	0- 1	HOME	0- 0	2- 0	5- 0				
6- 2	0- 0	0- 1	AWAY	0- 0	1- 1	5- 0				
3- 0	0- 0	1- 0	NEUTRAL	0- 0	0- 0	2- 0				

RPI 1-25				RPI 26-50				Team's RPI: 44		RPI 51-100				RPI 101+			
RPI	S	Opponent	Score	RPI	S	Opponent	Score			RPI	S	Opponent	Score	RPI	S	Opponent	Score
2	H	Notre Dame	64 75	27	A	Green Bay	57 58			85	H	UNI	89 86	118	A	Creighton	53 51
7	A	Stanford	65 66	28	N	Miami (FL)	74 71							122	A	IUPUI	60 63
11	N	Maryland	55 62	37	A	South Dakota	75 80							122	H	IUPUI	68 66
23	H	DePaul	88 79	37	H	South Dakota	58 63							132	N	Pittsburgh	55 54
				37	N	South Dakota	61 55							135	N	Old Dominion	71 39
LAST 12 Division I GAMES:																	
				7	A	Stanford	65 66			122	A	IUPUI	60 63				
				28	N	Miami (FL)	74 71			37	A	South Dakota	75 80				
				37	N	South Dakota	61 55			300	H	Denver	80 52				
				236	N	Omaha	76 60			313	H	IPFW	92 64				
				313	N	IPFW	80 60			140	H	Oral Roberts	60 48				
				224	A	Western Ill.	66 65			320	H	North Dakota St.	81 47				
														313	H	IPFW	92 64
														313	N	IPFW	80 60
														317	H	Portland St.	74 65
														320	A	North Dakota St.	81 63
														320	H	North Dakota St.	81 47

Non-Div I Games:

South Dakota St.

■ Loss,
 ■ Non-Conf, S Site,
 ■ Home
 ■ Away
 N Neutral

Average RPI Win: 147		WON-LOST	WINNING	LAST 10	STRENGTH OF	OPP. STRENGTH	TEAM	ADJ.	CONF.	ADJ CONF.
Average RPI Loss: 28		RECORD	PCT. RANK	GAMES	SCHEDULE	OF SCHEDULE	RPI	RPI	RPI	RPI
DIV. I ONLY		24- 10	58	6- 4	22	58	20	20	7	7
DIV. I NON-CONF.		8- 5	113	1- 2	3	5	19	19	7	7
TOTALS		RPI 1-25	RPI 26-50		W-L RECORDS		RPI 51-100	RPI 101-150		RPI 150+
24- 10	0- 7	3- 0		OVERALL		5- 2	6- 1		10- 0	
15- 1	0- 1	2- 0		HOME		3- 0	5- 0		5- 0	
6- 7	0- 2	0- 0		AWAY		1- 1	1- 0		4- 0	
3- 2	0- 2	1- 0		NEUTRAL		1- 0	0- 0		1- 0	
8- 5	0- 4	3- 0		NON-CONFERENCE		1- 1	3- 0		1- 0	
7- 0	0- 0	2- 0		HOME		1- 0	3- 0		1- 0	
0- 4	0- 3	0- 0		AWAY		0- 1	0- 0		0- 0	
1- 1	0- 1	1- 0		NEUTRAL		0- 0	0- 0		0- 0	
16- 5	0- 3	0- 0		CONFERENCE		4- 1	3- 1		9- 0	
8- 1	0- 1	0- 0		HOME		2- 0	2- 0		4- 0	
6- 3	0- 1	0- 0		AWAY		1- 1	1- 1		4- 0	
2- 1	0- 1	0- 0		NEUTRAL		1- 0	0- 0		1- 0	

RPI	S	Opponent	Score	RPI	S	Opponent	Score	RPI	S	Opponent	Score	RPI	S	Opponent	Score
1	A	UConn	59 79	35	H	Oklahoma St.	68 46	52	A	St. John's (NY)	70 74	102	H	Harvard	86 59
1	H	UConn	59 75	42	H	Chattanooga	61 33	55	A	Temple	66 68	121	A	Memphis	87 88
1	N	UConn	51 77	48	N	Colorado St.	48 45	55	H	Temple	76 62	121	H	Memphis	97 82
3	A	Baylor	63 66					55	N	Temple	64 46	125	H	Jacksonville	74 52
9	A	UCLA	67 72					64	A	Tulane	71 67	139	H	Penn St.	101 79
16	A	Louisville	50 67					64	H	Tulane	77 65	146	A	East Carolina	61 59
21	N	Mississippi St.	58 68					90	H	Drexel	73 58	146	H	East Carolina	75 54
												190	A	Tulsa	72 66
												193	H	Butler	87 77
												197	A	SMU	66 48
												197	H	SMU	83 56
												197	N	SMU	73 60
												243	A	Cincinnati	78 51
												243	H	Cincinnati	82 49
												272	A	UCF	88 49
												272	H	UCF	108 63
												283	H	Houston	73 49
LAST 12 Division I GAMES:															
9	A	UCLA	67 72	55	H	Temple	76 62								
48	N	Colorado St.	48 45	190	A	Tulsa	72 66								
1	N	UConn	51 77	121	H	Memphis	97 82								
55	N	Temple	64 46	16	A	Louisville	50 67								
197	N	SMU	73 60	243	A	Cincinnati	78 51								
1	A	UConn	59 79	64	H	Tulane	77 65								

Non-Div I Games:

South Fla.

■ Loss,
 ■ Non-Conf,
 ■ S Site,
 ■ Home
 ■ Away
 N Neutral

Average RPI Win:	277	WON-LOST	WINNING	LAST 10	STRENGTH OF	OPP. STRENGTH	TEAM	ADJ.	CONF.	ADJ CONF.
Average RPI Loss:	150	RECORD	PCT. RANK	GAMES	SCHEDULE	OF SCHEDULE	RPI	RPI	RPI	RPI
DIV. I ONLY	13- 15	192	3- 7	280	290	233	233	24	24	
DIV. I NON-CONF.	5- 6	178	0- 0	198	324	174	174	24	24	
TOTALS	RPI 1-25	RPI 26-50	W-L RECORDS	RPI 51-100	RPI 101-150	RPI 150+				
13- 15	0- 0	0- 1	OVERALL	1- 5	0- 4	12- 5				
7- 4	0- 0	0- 0	HOME	1- 2	0- 2	6- 0				
6- 8	0- 0	0- 1	AWAY	0- 2	0- 1	6- 4				
0- 3	0- 0	0- 0	NEUTRAL	0- 1	0- 1	0- 1				
5- 6	0- 0	0- 1	NON-CONFERENCE	0- 3	0- 1	5- 1				
1- 2	0- 0	0- 0	HOME	0- 1	0- 1	1- 0				
4- 2	0- 0	0- 1	AWAY	0- 1	0- 0	4- 0				
0- 2	0- 0	0- 0	NEUTRAL	0- 1	0- 0	0- 1				
8- 9	0- 0	0- 0	CONFERENCE	1- 2	0- 3	7- 4				
6- 2	0- 0	0- 0	HOME	1- 1	0- 1	5- 0				
2- 6	0- 0	0- 0	AWAY	0- 1	0- 1	2- 4				
0- 1	0- 0	0- 0	NEUTRAL	0- 0	0- 1	0- 0				

RPI S	Opponent	Score	RPI S	Opponent	Score	RPI S	Opponent	Score	RPI S	Opponent	Score	Team's RPI: 233
39	A Missouri	32 74	57	A Saint Louis	52 67	144	H Southern Ill.	72 87				
			70	N UC Riverside	67 85	147	A SIUE	73 80				
			82	H Belmont	81 74	147	H SIUE	75 89				
			89	H Central Ark.	54 63	147	N SIUE	76 80				
			95	A UT Martin	65 95	167	N Idaho St.	64 65				
			95	H UT Martin	74 84	180	A Eastern Ky.	55 56				
						224	A Western Ill.	89 84				
						256	H Tennessee St.	75 65				
						260	A Murray St.	61 80				
						260	H Murray St.	96 59				
						269	A Austin Peay	71 74				
						269	H Austin Peay	71 69				
						280	A Tennessee Tech	60 57				
						298	H Jacksonville St.	61 47				
						301	A Wichita St.	66 62				
						305	A Morehead St.	89 79				
						308	H UMKC	78 65				
						333	A Lipscomb	84 69				
						339	A Eastern Ill.	59 64				
						339	H Eastern Ill.	82 52				
						346	A Alabama A&M	69 58				
LAST 12 Division I GAMES:												
147	N SIUE	76 80	339	A Eastern Ill.	59 64							
269	A Austin Peay	71 74	260	H Murray St.	96 59							
147	H SIUE	75 89	269	H Austin Peay	71 69							
339	H Eastern Ill.	82 52	95	H UT Martin	74 84							
260	A Murray St.	61 80	147	A SIUE	73 80							
95	A UT Martin	65 95	280	A Tennessee Tech	60 57							

Non-Div I Games: Harris-Stowe 78 66 William Woods 94 58

Southeast Mo. St.

Loss, Non-Conf, S Site, H Home A Away N Neutral

Average RPI Win:	274	WON-LOST	WINNING	LAST 10	STRENGTH OF	OPP. STRENGTH	TEAM	ADJ.	CONF.	ADJ CONF.
Average RPI Loss:	176	RECORD	PCT. RANK	GAMES	SCHEDULE	OF SCHEDULE	RPI	RPI	RPI	RPI
DIV. I ONLY	4- 25	329	1- 9	179	272	319	319	28	28	
DIV. I NON-CONF.	1- 10	330	0- 0	147	160	279	279	26	26	
TOTALS	RPI 1-25	RPI 26-50	W-L RECORDS	RPI 51-100	RPI 101-150	RPI 150+				
4- 25	0- 1	0- 1	OVERALL	0- 5	0- 8	4- 10				
3- 10	0- 0	0- 1	HOME	0- 2	0- 3	3- 4				
1- 15	0- 1	0- 0	AWAY	0- 3	0- 5	1- 6				
0- 0	0- 0	0- 0	NEUTRAL	0- 0	0- 0	0- 0				
1- 10	0- 1	0- 1	NON-CONFERENCE	0- 1	0- 4	1- 3				
0- 4	0- 0	0- 1	HOME	0- 0	0- 1	0- 2				
1- 6	0- 1	0- 0	AWAY	0- 1	0- 3	1- 1				
0- 0	0- 0	0- 0	NEUTRAL	0- 0	0- 0	0- 0				
3- 15	0- 0	0- 0	CONFERENCE	0- 4	0- 4	3- 7				
3- 6	0- 0	0- 0	HOME	0- 2	0- 2	3- 2				
0- 9	0- 0	0- 0	AWAY	0- 2	0- 2	0- 5				
0- 0	0- 0	0- 0	NEUTRAL	0- 0	0- 0	0- 0				

RPI	S	Opponent	Score	RPI	S	Opponent	Score	RPI	S	Opponent	Score	RPI	S	Opponent	Score	Team's RPI: 319
21	A	Mississippi St.	41 81	49	H	Auburn	68 80	74	A	Georgia Tech	49 102	108	A	Wright St.	72 106	
								75	A	Abilene Christian	70 72	112	H	Troy	90 100	
								75	H	Abilene Christian	72 88	138	A	Northwestern St.	62 82	
								89	A	Central Ark.	58 80	138	H	Northwestern St.	58 73	
								89	H	Central Ark.	60 64	142	A	Arkansas	53 97	
												143	A	Texas Tech	51 113	
												148	A	McNeese St.	79 96	
												148	H	McNeese St.	74 83	
												170	A	Xavier	27 67	
												208	A	Sam Houston St.	56 80	
												210	H	SFA	65 56	
												261	A	Houston Baptist	56 64	
												270	H	La.-Monroe	84 88	
												283	H	Lamar	73 66	
												290	A	Florida A&M	62 57	
												307	H	Jackson St.	72 79	
												311	A	Nicholls St.	52 70	
												311	H	Nicholls St.	78 68	
												312	A	A&M-Corpus Christi	67 69	
												332	H	Incarnate Word	66 70	
												334	A	New Orleans	55 57	
												334	H	New Orleans	51 62	
LAST 12 Division I GAMES:																
311	A	Nicholls St.	52 70	311	H	Nicholls St.	78 68									
334	A	New Orleans	55 57	148	H	McNeese St.	74 83									
89	H	Central Ark.	60 64	75	H	Abilene Christian	72 88									
138	H	Northwestern St.	58 73	89	A	Central Ark.	58 80									
75	A	Abilene Christian	70 72	138	A	Northwestern St.	62 82									
334	H	New Orleans	51 62	148	A	McNeese St.	79 96									

Non-Div I Games:

Southeastern La.

■ Loss,
 ■ Non-Conf, S Site,
 ■ Home
 ■ Away
 N Neutral

Average RPI Win:	135	WON-LOST	WINNING	LAST 10	STRENGTH OF	OPP. STRENGTH	TEAM	ADJ.	CONF.	ADJ CONF.
Average RPI Loss:	43	RECORD	PCT. RANK	GAMES	SCHEDULE	OF SCHEDULE	RPI	RPI	RPI	RPI
DIV. I ONLY	18- 13	121	3- 7	18	33	56	56	1	1	
DIV. I NON-CONF.	11- 0	1	0- 0	78	320	9	9	1	1	
TOTALS	RPI 1-25	RPI 26-50	W-L RECORDS	RPI 51-100	RPI 101-150	RPI 150+				
18- 13	2- 9	1- 0	OVERALL	7- 2	3- 1	5- 1				
11- 5	1- 4	1- 0	HOME	4- 0	1- 1	4- 0				
3- 7	0- 4	0- 0	AWAY	1- 2	2- 0	0- 1				
4- 1	1- 1	0- 0	NEUTRAL	2- 0	0- 0	1- 0				
11- 0	1- 0	1- 0	NON-CONFERENCE	2- 0	2- 0	5- 0				
7- 0	0- 0	1- 0	HOME	1- 0	1- 0	4- 0				
1- 0	0- 0	0- 0	AWAY	0- 0	1- 0	0- 0				
3- 0	1- 0	0- 0	NEUTRAL	1- 0	0- 0	1- 0				
7- 13	1- 9	0- 0	CONFERENCE	5- 2	1- 1	0- 1				
4- 5	1- 4	0- 0	HOME	3- 0	0- 1	0- 0				
2- 7	0- 4	0- 0	AWAY	1- 2	1- 0	0- 1				
1- 1	0- 1	0- 0	NEUTRAL	1- 0	0- 0	0- 0				

RPI	S	Opponent	Score	RPI	S	Opponent	Score	RPI	S	Opponent	Score	RPI	S	Opponent	Score
5	A	Oregon St.	52 76	38	H	Albany (NY)	68 67	58	A	Oregon	60 69	126	A	Arizona	67 57
5	H	Oregon St.	49 57					58	H	Oregon	74 67	126	H	Arizona	56 63
5	N	Oregon St.	53 63					71	H	Santa Clara	81 46	128	A	Gonzaga	60 56
7	H	Stanford	47 57					73	A	Utah	70 59	136	H	Long Beach St.	69 43
9	A	UCLA	73 78					84	H	California	61 47	195	A	Colorado	63 66
9	H	UCLA	71 68					93	A	Washington St.	61 73	212	H	UNLV	73 42
12	A	Arizona St.	68 69					93	H	Washington St.	64 62	234	N	Grand Canyon	75 44
12	H	Arizona St.	45 50					93	N	Washington St.	77 73	290	H	Florida A&M	88 45
15	A	Washington	60 69					99	N	Iona	76 56	331	H	Southern Utah	71 32
15	H	Washington	53 61									337	H	UC Irvine	75 56
24	N	West Virginia	78 67												
LAST 12 Division I GAMES:															
		5 N Oregon St.	53 63			93 H Washington St.	64 62								
		93 N Washington St.	77 73			15 H Washington	53 61								
		126 H Arizona	56 63			12 A Arizona St.	68 69								
		12 H Arizona St.	45 50			126 A Arizona	67 57								
		58 A Oregon	60 69			195 A Colorado	63 66								
		5 A Oregon St.	52 76			73 A Utah	70 59								

Non-Div I Games: Hope Int'l 92 43

Southern California

■ Loss,
 ■ Non-Conf,
 ■ S Site,
 ■ H Home
 ■ A Away
 N Neutral

Average RPI Win:	234	WON-LOST	WINNING	LAST 10	STRENGTH OF	OPP. STRENGTH	TEAM	ADJ.	CONF.	ADJ CONF.
Average RPI Loss:	139	RECORD	PCT. RANK	GAMES	SCHEDULE	OF SCHEDULE	RPI	RPI	RPI	RPI
DIV. I ONLY	20- 13	104	6- 4	213	225	144	144	21	21	
DIV. I NON-CONF.	7- 6	143	0- 1	170	265	145	145	19	19	
TOTALS	RPI 1-25	RPI 26-50	W-L RECORDS	RPI 51-100	RPI 101-150	RPI 150+				
20- 13	0- 1	0- 0	OVERALL	2- 4	3- 3	15- 5				
10- 5	0- 0	0- 0	HOME	1- 2	1- 2	8- 1				
9- 7	0- 1	0- 0	AWAY	1- 1	2- 1	6- 4				
1- 1	0- 0	0- 0	NEUTRAL	0- 1	0- 0	1- 0				
7- 6	0- 1	0- 0	NON-CONFERENCE	0- 1	2- 2	5- 2				
4- 2	0- 0	0- 0	HOME	0- 1	1- 1	3- 0				
3- 4	0- 1	0- 0	AWAY	0- 0	1- 1	2- 2				
0- 0	0- 0	0- 0	NEUTRAL	0- 0	0- 0	0- 0				
13- 7	0- 0	0- 0	CONFERENCE	2- 3	1- 1	10- 3				
6- 3	0- 0	0- 0	HOME	1- 1	0- 1	5- 1				
6- 3	0- 0	0- 0	AWAY	1- 1	1- 0	4- 2				
1- 1	0- 0	0- 0	NEUTRAL	0- 1	0- 0	1- 0				

RPI 1-25				RPI 26-50				RPI 51-100				RPI 101+ Team's RPI: 144			
RPI	S	Opponent	Score	RPI	S	Opponent	Score	RPI	S	Opponent	Score	RPI	S	Opponent	Score
23	A	DePaul	61 105					81	A	Missouri St.	77 82	107	A	Drake	77 67
								81	H	Missouri St.	69 61	107	H	Drake	64 71
								85	A	UNI	65 60	119	A	Mercer	55 52
								85	H	UNI	64 73	121	A	Memphis	58 61
								85	N	UNI	43 67	131	H	Marshall	55 61
								95	H	UT Martin	63 70	147	H	SIUE	71 57
												183	A	Loyola Chicago	59 83
												183	H	Loyola Chicago	68 69
												183	N	Loyola Chicago	73 64
												188	A	Illinois	64 78
												224	A	Western Ill.	97 99
												231	A	Indiana St.	62 58
												231	H	Indiana St.	76 64
												232	H	Siena	73 54
												233	A	Southeast Mo. St.	87 72
												256	H	Tennessee St.	79 70
												260	A	Murray St.	70 57
												299	A	Bradley	65 51
												299	H	Bradley	75 49
												301	A	Wichita St.	48 57
												301	H	Wichita St.	80 66
												305	H	Morehead St.	102 69
												322	A	Illinois St.	68 55
												322	H	Illinois St.	76 71
												330	A	Evansville	66 63
												330	H	Evansville	74 56
LAST 12 Division I GAMES:															
				224	A	Western Ill.	97 99					322	A	Illinois St.	68 55
				85	N	UNI	43 67					301	H	Wichita St.	80 66
				183	N	Loyola Chicago	73 64					81	H	Missouri St.	69 61
				107	H	Drake	64 71					330	A	Evansville	66 63
				85	H	UNI	64 73					299	A	Bradley	65 51
				231	A	Indiana St.	62 58					183	A	Loyola Chicago	59 83

Non-Div I Games:

Southern Ill.

■ Loss,
 ■ Non-Conf,
 ■ S Site,
 ■ Home
 ■ A Away
 N Neutral

Average RPI Win:	229	WON-LOST	WINNING	LAST 10	STRENGTH OF	OPP. STRENGTH	TEAM	ADJ.	CONF.	ADJ CONF.
Average RPI Loss:	111	RECORD	PCT. RANK	GAMES	SCHEDULE	OF SCHEDULE	RPI	RPI	RPI	RPI
DIV. I ONLY	13- 16	202	3- 7	152	121	192	192	12	12	
DIV. I NON-CONF.	6- 4	118	0- 0	113	120	109	109	10	10	
TOTALS	RPI 1-25	RPI 26-50	W-L RECORDS	RPI 51-100	RPI 101-150	RPI 150+				
13- 16	0- 2	0- 4	OVERALL	0- 2	1- 2	12- 6				
11- 3	0- 0	0- 2	HOME	0- 0	1- 1	10- 0				
2- 11	0- 2	0- 2	AWAY	0- 2	0- 1	2- 4				
0- 2	0- 0	0- 0	NEUTRAL	0- 0	0- 0	0- 2				
6- 4	0- 2	0- 1	NON-CONFERENCE	0- 0	1- 0	5- 1				
5- 0	0- 0	0- 0	HOME	0- 0	1- 0	4- 0				
1- 3	0- 2	0- 1	AWAY	0- 0	0- 0	1- 0				
0- 1	0- 0	0- 0	NEUTRAL	0- 0	0- 0	0- 1				
7- 12	0- 0	0- 3	CONFERENCE	0- 2	0- 2	7- 5				
6- 3	0- 0	0- 2	HOME	0- 0	0- 1	6- 0				
1- 8	0- 0	0- 1	AWAY	0- 2	0- 1	1- 4				
0- 1	0- 0	0- 0	NEUTRAL	0- 0	0- 0	0- 1				

RPI	S	Opponent	Score	RPI	S	Opponent	Score	RPI	S	Opponent	Score	RPI	S	Opponent	Score	Team's RPI: 192
3	A	Baylor	42 97	31	H	Western Ky.	53 54	62	A	Middle Tenn.	44 74	115	H	Samford	56 48	
21	A	Mississippi St.	65 78	36	A	UTEP	64 72	100	A	Charlotte	59 80	131	H	Marshall	53 63	
				36	H	UTEP	54 57					135	A	Old Dominion	45 53	
				42	A	Chattanooga	48 53					151	N	North Carolina	62 69	
												156	A	UAB	49 53	
												156	N	UAB	46 64	
												179	H	Ole Miss	57 38	
												181	H	Fla. Atlantic	89 80	
												194	H	South Ala.	71 51	
												206	A	Louisiana Tech	37 72	
												206	H	Louisiana Tech	69 59	
												209	H	Alabama St.	65 44	
												228	A	Rice	59 49	
												228	H	Rice	68 62	
												239	A	North Texas	55 57	
												239	H	North Texas	57 38	
												265	A	UTSA	41 47	
												265	H	UTSA	65 53	
												280	A	Tennessee Tech	69 57	
												304	H	FIU	82 55	
												349	H	Mississippi Val.	71 55	
LAST 12 Division I GAMES:																
156	N	UAB	46 64	36	H	UTEP	54 57									
131	H	Marshall	53 63	62	A	Middle Tenn.	44 74									
31	H	Western Ky.	53 54	156	A	UAB	49 53									
239	A	North Texas	55 57	228	H	Rice	68 62									
228	A	Rice	59 49	239	H	North Texas	57 38									
265	H	UTSA	65 53	265	A	UTSA	41 47									

Non-Div I Games: William Carey 75 34

Southern Miss.

Average RPI Win:	286	WON-LOST	WINNING	LAST 10	STRENGTH OF	OPP. STRENGTH	TEAM	ADJ.	CONF.	ADJ CONF.
Average RPI Loss:	130	RECORD	PCT. RANK	GAMES	SCHEDULE	OF SCHEDULE	RPI	RPI	RPI	RPI
DIV. I ONLY	17- 12	117	7- 3	225	328	145	145	31	31	
DIV. I NON-CONF.	1- 7	317	0- 1	17	7	186	186	31	31	
TOTALS	RPI 1-25	RPI 26-50	W-L RECORDS	RPI 51-100	RPI 101-150	RPI 150+				
17- 12	0- 2	0- 2	OVERALL	0- 1	0- 2	17- 5				
9- 1	0- 0	0- 0	HOME	0- 0	0- 0	9- 1				
6- 10	0- 1	0- 2	AWAY	0- 1	0- 2	6- 3				
2- 1	0- 0	0- 0	NEUTRAL	0- 0	0- 0	2- 1				
1- 7	0- 2	0- 2	NON-CONFERENCE	0- 1	0- 2	1- 0				
1- 0	0- 0	0- 0	HOME	0- 0	0- 0	1- 0				
0- 7	0- 2	0- 2	AWAY	0- 1	0- 2	0- 0				
0- 0	0- 0	0- 0	NEUTRAL	0- 0	0- 0	0- 0				
16- 5	0- 0	0- 0	CONFERENCE	0- 0	0- 0	16- 5				
8- 1	0- 0	0- 0	HOME	0- 0	0- 0	8- 1				
6- 3	0- 0	0- 0	AWAY	0- 0	0- 0	6- 3				
2- 1	0- 0	0- 0	NEUTRAL	0- 0	0- 0	2- 1				

RPI S	Opponent	Score	RPI S	Opponent	Score	RPI S	Opponent	Score	RPI S	Opponent	Score	Team's RPI: 145
11	A Maryland	61 94	40	A Arkansas St.	45 68	64	A Tulane	48 77	111	A Nebraska	38 89	
25	A Texas A&M	47 88	41	A Kansas St.	47 59				137	A Iowa St.	46 86	
									184	A Grambling	52 65	
									184	H Grambling	80 68	
									194	H South Ala.	50 45	
									209	A Alabama St.	57 55	
									209	H Alabama St.	59 60	
									209	N Alabama St.	51 55	
									229	A Texas Southern	45 59	
									229	H Texas Southern	56 55	
									229	N Texas Southern	62 54	
									278	A Prairie View	65 55	
									278	H Prairie View	72 45	
									296	A Alcorn	74 85	
									296	H Alcorn	66 57	
									296	N Alcorn	61 57	
									307	A Jackson St.	66 57	
									307	H Jackson St.	84 57	
									336	A Ark.-Pine Bluff	78 61	
									336	H Ark.-Pine Bluff	74 70	
									346	A Alabama A&M	68 62	
									346	H Alabama A&M	77 38	
									349	A Mississippi Val.	99 36	
									349	H Mississippi Val.	78 26	
LAST 12 Division I GAMES:												
40	A Arkansas St.	45 68	296	A Alcorn	74 85							
209	N Alabama St.	51 55	346	A Alabama A&M	68 62							
229	N Texas Southern	62 54	209	A Alabama St.	57 55							
296	N Alcorn	61 57	349	H Mississippi Val.	78 26							
278	H Prairie View	72 45	336	H Ark.-Pine Bluff	74 70							
229	H Texas Southern	56 55	307	A Jackson St.	66 57							

Non-Div I Games: Tougaloo 81 48 Spring Hill 65 46

Southern U.

Loss, Non-Conf, S Site, H Home A Away N Neutral

Southern Utah

Through Games Of April 5, 2016

Average RPI Win:	318	WON-LOST	WINNING	LAST 10	STRENGTH OF	OPP. STRENGTH	TEAM	ADJ.	CONF.	ADJ CONF.
Average RPI Loss:	167	RECORD	PCT. RANK	GAMES	SCHEDULE	OF SCHEDULE	RPI	RPI	RPI	RPI
DIV. I ONLY	4- 25	329	2- 8	216	262	331	331	19	19	
DIV. I NON-CONF.	2- 8	288	0- 0	284	279	323	323	20	20	
TOTALS	RPI 1-25	RPI 26-50	W-L RECORDS	RPI 51-100	RPI 101-150	RPI 150+				
4- 25	0- 0	0- 0	OVERALL	0- 3	0- 3	4- 19				
4- 8	0- 0	0- 0	HOME	0- 0	0- 1	4- 7				
0- 15	0- 0	0- 0	AWAY	0- 3	0- 2	0- 10				
0- 2	0- 0	0- 0	NEUTRAL	0- 0	0- 0	0- 2				
2- 8	0- 0	0- 0	NON-CONFERENCE	0- 3	0- 0	2- 5				
2- 1	0- 0	0- 0	HOME	0- 0	0- 0	2- 1				
0- 6	0- 0	0- 0	AWAY	0- 3	0- 0	0- 3				
0- 1	0- 0	0- 0	NEUTRAL	0- 0	0- 0	0- 1				
2- 17	0- 0	0- 0	CONFERENCE	0- 0	0- 3	2- 14				
2- 7	0- 0	0- 0	HOME	0- 0	0- 1	2- 6				
0- 9	0- 0	0- 0	AWAY	0- 0	0- 2	0- 7				
0- 1	0- 0	0- 0	NEUTRAL	0- 0	0- 0	0- 1				

RPI S	Opponent	Score	RPI S	Opponent	Score	RPI S	Opponent	Score	RPI S	Opponent	Score	Team's RPI: 331
						56	A Southern California	32 71	103	A North Dakota	56 68	
						94	A New Mexico St.	60 74	113	A Idaho	48 93	
						96	A TCU	47 76	113	H Idaho	51 62	
									152	A Weber St.	56 75	
									152	H Weber St.	51 69	
									161	A Montana St.	59 86	
									161	H Montana St.	66 87	
									167	A Idaho St.	47 64	
									167	H Idaho St.	67 71	
									172	A New Mexico	48 70	
									173	A Montana	60 66	
									173	H Montana	50 81	
									174	A Eastern Wash.	53 64	
									174	H Eastern Wash.	82 85	
									175	H Sacramento St.	72 82	
									175	N Sacramento St.	89 102	
									177	N N.C. A&T	65 78	
									185	A Northern Colo.	44 64	
									205	A Utah Valley	58 70	
									212	A UNLV	44 79	
									303	H CSUN	67 65	
									309	A Northern Ariz.	48 57	
									309	H Northern Ariz.	73 68	
									317	H Portland St.	76 64	
									337	H UC Irvine	58 63	
									342	H Air Force	75 56	
LAST 12 Division I GAMES:												
			175	N Sacramento St.	89 102	161	H Montana St.	66 87				
			317	H Portland St.	76 64	173	H Montana	50 81				
			175	H Sacramento St.	72 82	174	A Eastern Wash.	53 64				
			309	H Northern Ariz.	73 68	113	A Idaho	48 93				
			167	A Idaho St.	47 64	152	H Weber St.	51 69				
			152	A Weber St.	56 75	167	H Idaho St.	67 71				

Non-Div I Games:

Southern Utah

■ Loss,
 ■ Non-Conf,
 ■ S Site,
 ■ Home
 ■ A Away
 N Neutral

Average RPI Win:	154	WON-LOST	WINNING	LAST 10	STRENGTH OF	OPP. STRENGTH	TEAM	ADJ.	CONF.	ADJ CONF.
Average RPI Loss:	86	RECORD	PCT. RANK	GAMES	SCHEDULE	OF SCHEDULE	RPI	RPI	RPI	RPI
DIV. I ONLY	24- 8	39	5- 5	79	87	30	30	8	8	
DIV. I NON-CONF.	12- 3	34	1- 1	86	70	22	22	8	8	
TOTALS	RPI 1-25	RPI 26-50	W-L RECORDS	RPI 51-100	RPI 101-150	RPI 150+				
24- 8	1- 3	3- 0	OVERALL	2- 3	5- 0	13- 2				
16- 0	1- 0	2- 0	HOME	1- 0	5- 0	7- 0				
7- 7	0- 2	0- 0	AWAY	1- 2	0- 0	6- 0				
1- 1	0- 0	1- 0	NEUTRAL	0- 1	0- 0	0- 0				
12- 3	0- 2	2- 0	NON-CONFERENCE	0- 1	4- 0	6- 0				
8- 0	0- 0	1- 0	HOME	0- 0	4- 0	3- 0				
3- 3	0- 2	0- 0	AWAY	0- 1	0- 0	3- 0				
1- 0	0- 0	1- 0	NEUTRAL	0- 0	0- 0	0- 0				
12- 5	1- 1	1- 0	CONFERENCE	2- 2	1- 0	7- 2				
8- 0	1- 0	1- 0	HOME	1- 0	1- 0	4- 0				
4- 4	0- 1	0- 0	AWAY	1- 1	0- 0	3- 2				
0- 1	0- 0	0- 0	NEUTRAL	0- 1	0- 0	0- 0				

RPI 1-25				RPI 26-50				RPI 51-100				RPI 101+			
RPI	S	Opponent	Score	RPI	S	Opponent	Score	RPI	S	Opponent	Score	RPI	S	Opponent	Score
5	A	Oregon St.	40 69	33	H	George Washington	69 67	57	H	Saint Louis	80 59	106	H	Buffalo	59 32
19	A	Duquesne	62 74	34	H	James Madison	56 45	80	A	VCU	47 52	110	H	Georgetown	69 54
19	H	Duquesne	60 48	35	N	Oklahoma St.	65 54	80	N	VCU	50 59	123	H	Saint Joseph's	65 51
23	A	DePaul	54 77					88	A	Dayton	59 54	124	H	Toledo	74 63
								90	A	Drexel	46 58	139	H	Penn St.	70 60
												158	A	Stony Brook	73 68
												160	H	Detroit	84 73
												163	A	Fordham	68 77
												163	H	Fordham	55 41
												171	H	George Mason	70 55
												196	A	Davidson	59 47
												200	H	Richmond	66 43
												216	A	Rhode Island	69 56
												225	A	Massachusetts	60 69
												225	H	Massachusetts	66 41
												227	A	Canisius	59 47
												232	H	Siena	57 40
												281	A	La Salle	70 63
												292	H	Niagara	67 55
												295	A	Colgate	62 38
LAST 12 Division I GAMES:															
5	A	Oregon St.	40 69	33	H	George Washington	69 67	225	A	Massachusetts	60 69				
35	N	Oklahoma St.	65 54	57	H	Saint Louis	80 59	80	A	VCU	47 52				
80	N	VCU	50 59	200	H	Richmond	66 43	123	H	Saint Joseph's	65 51				
19	H	Duquesne	60 48												
163	A	Fordham	68 77												
281	A	La Salle	70 63												

Non-Div I Games:

St. Bonaventure

Average RPI Win:	267	WON-LOST	WINNING	LAST 10	STRENGTH OF	OPP. STRENGTH	TEAM	ADJ.	CONF.	ADJ CONF.
Average RPI Loss:	251	RECORD	PCT. RANK	GAMES	SCHEDULE	OF SCHEDULE	RPI	RPI	RPI	RPI
DIV. I ONLY	7- 22	298	3- 7	343	347	335	335	30	30	
DIV. I NON-CONF.	3- 8	257	0- 0	323	336	311	311	32	32	
TOTALS	RPI 1-25	RPI 26-50	W-L RECORDS	RPI 51-100	RPI 101-150	RPI 150+				
7- 22	0- 0	0- 0	OVERALL	0- 2	0- 1	7- 19				
2- 10	0- 0	0- 0	HOME	0- 1	0- 0	2- 9				
4- 11	0- 0	0- 0	AWAY	0- 1	0- 0	4- 10				
1- 1	0- 0	0- 0	NEUTRAL	0- 0	0- 1	1- 0				
3- 8	0- 0	0- 0	NON-CONFERENCE	0- 2	0- 1	3- 5				
1- 2	0- 0	0- 0	HOME	0- 1	0- 0	1- 1				
1- 5	0- 0	0- 0	AWAY	0- 1	0- 0	1- 4				
1- 1	0- 0	0- 0	NEUTRAL	0- 0	0- 1	1- 0				
4- 14	0- 0	0- 0	CONFERENCE	0- 0	0- 0	4- 14				
1- 8	0- 0	0- 0	HOME	0- 0	0- 0	1- 8				
3- 6	0- 0	0- 0	AWAY	0- 0	0- 0	3- 6				
0- 0	0- 0	0- 0	NEUTRAL	0- 0	0- 0	0- 0				

[illegible]

Non-Div I Games:

St. Francis Brooklyn

Loss, Non-Conf, S Site, H Home A Away N Neutral

RPI	S	Opponent	Score
347	N	Norfolk St.	59 55

Average RPI Win:	152	WON-LOST	WINNING	LAST 10	STRENGTH OF	OPP. STRENGTH	TEAM	ADJ.	CONF.	ADJ CONF.
Average RPI Loss:	67	RECORD	PCT. RANK	GAMES	SCHEDULE	OF SCHEDULE	RPI	RPI	RPI	RPI
DIV. I ONLY	23- 10	61	6- 4	94	61	52	52	6	6	
DIV. I NON-CONF.	9- 3	55	0- 1	171	37	59	59	6	6	
TOTALS	RPI 1-25	RPI 26-50	W-L RECORDS	RPI 51-100	RPI 101-150	RPI 150+				
23- 10	2- 4	2- 1	OVERALL	1- 2	6- 2	12- 1				
11- 3	1- 1	1- 0	HOME	0- 1	2- 1	7- 0				
10- 6	1- 3	1- 0	AWAY	1- 1	2- 1	5- 1				
2- 1	0- 0	0- 1	NEUTRAL	0- 0	2- 0	0- 0				
9- 3	1- 2	0- 1	NON-CONFERENCE	1- 0	0- 0	7- 0				
5- 0	1- 0	0- 0	HOME	0- 0	0- 0	4- 0				
4- 2	0- 2	0- 0	AWAY	1- 0	0- 0	3- 0				
0- 1	0- 0	0- 1	NEUTRAL	0- 0	0- 0	0- 0				
14- 7	1- 2	2- 0	CONFERENCE	0- 2	6- 2	5- 1				
6- 3	0- 1	1- 0	HOME	0- 1	2- 1	3- 0				
6- 4	1- 1	1- 0	AWAY	0- 1	2- 1	2- 1				
2- 0	0- 0	0- 0	NEUTRAL	0- 0	2- 0	0- 0				

RPI 1-25				RPI 26-50				RPI 51-100 Team's RPI: 52				RPI 101+			
RPI	S	Opponent	Score	RPI	S	Opponent	Score	RPI	S	Opponent	Score	RPI	S	Opponent	Score
9	A	UCLA	58 73	47	A	Seton Hall	72 64	65	A	Villanova	54 58	105	A	Marquette	64 67
19	A	Duquesne	57 76	47	H	Seton Hall	71 69	65	H	Villanova	59 71	105	H	Marquette	81 77
20	H	South Fla.	74 70	49	N	Auburn	57 68	66	A	Rutgers	69 62	110	A	Georgetown	65 60
23	A	DePaul	75 66									110	H	Georgetown	63 55
23	A	DePaul	71 77									110	N	Georgetown	65 52
23	H	DePaul	61 71									118	A	Creighton	66 55
												118	H	Creighton	57 64
												118	N	Creighton	50 37
												162	H	Yale	69 56
												165	H	Marist	61 47
												170	A	Xavier	69 56
												170	H	Xavier	57 41
												193	A	Butler	58 62
												193	H	Butler	68 41
												198	H	Sacred Heart	67 54
												202	H	Fairfield	73 54
												222	A	Kansas	86 71
												267	A	Providence	80 61
												267	H	Providence	69 54
												272	A	UCF	70 42
												337	A	UC Irvine	85 63
LAST 12 Division I GAMES:															
				49	N	Auburn	57 68	193	A	Butler	58 62				
				118	N	Creighton	50 37	170	A	Xavier	69 56				
				23	A	DePaul	75 66	110	H	Georgetown	63 55				
				110	N	Georgetown	65 52	65	H	Villanova	59 71				
				118	H	Creighton	57 64	47	A	Seton Hall	72 64				
				267	H	Providence	69 54	23	A	DePaul	71 77				

Non-Div I Games:

St. John's (NY)

■ Loss,
■ Non-Conf,
■ S Site,
■ H Home
■ A Away
N Neutral

St. Mary's (CA)

Through Games Of April 5, 2016

Average RPI Win:	171	WON-LOST	WINNING	LAST 10	STRENGTH OF	OPP. STRENGTH	TEAM	ADJ.	CONF.	ADJ CONF.
Average RPI Loss:	94	RECORD	PCT. RANK	GAMES	SCHEDULE	OF SCHEDULE	RPI	RPI	RPI	RPI
DIV. I ONLY	24- 8	39	6- 4	120	99	69	69	9	9	
DIV. I NON-CONF.	9- 3	55	0- 1	153	96	97	97	9	9	
TOTALS	RPI 1-25	RPI 26-50	W-L RECORDS	RPI 51-100	RPI 101-150	RPI 150+				
24- 8	0- 2	0- 1	OVERALL	9- 3	2- 0	13- 2				
11- 5	0- 1	0- 1	HOME	4- 2	1- 0	6- 1				
11- 2	0- 1	0- 0	AWAY	4- 0	1- 0	6- 1				
2- 1	0- 0	0- 0	NEUTRAL	1- 1	0- 0	1- 0				
9- 3	0- 0	0- 1	NON-CONFERENCE	4- 1	0- 0	5- 1				
4- 3	0- 0	0- 1	HOME	2- 1	0- 0	2- 1				
4- 0	0- 0	0- 0	AWAY	1- 0	0- 0	3- 0				
1- 0	0- 0	0- 0	NEUTRAL	1- 0	0- 0	0- 0				
15- 5	0- 2	0- 0	CONFERENCE	5- 2	2- 0	8- 1				
7- 2	0- 1	0- 0	HOME	2- 1	1- 0	4- 0				
7- 2	0- 1	0- 0	AWAY	3- 0	1- 0	3- 1				
1- 1	0- 0	0- 0	NEUTRAL	0- 1	0- 0	1- 0				

RPI 1-25				RPI 26-50				RPI 51-100				RPI 101+			
RPI	S	Opponent	Score	RPI	S	Opponent	Score	RPI	S	Opponent	Score	RPI	S	Opponent	Score
22	A	BYU	59 65	39	H	Missouri	78 95	65	N	Villanova	67 60	128	A	Gonzaga	69 68
22	H	BYU	44 65					71	A	Santa Clara	78 70	128	H	Gonzaga	66 47
								71	H	Santa Clara	67 73	168	H	UC Davis	71 78
								76	A	San Francisco	78 68	185	A	Northern Colo.	65 52
								76	H	San Francisco	72 59	189	A	Pacific	82 73
								76	N	San Francisco	65 67	189	H	Pacific	83 75
								78	A	San Diego	73 68	199	H	Cal Poly	87 83
								78	H	San Diego	68 60	201	H	San Jose St.	91 81
								83	H	Eastern Mich.	73 74	247	A	Loyola Marymount	91 81
								84	A	California	64 63	247	H	Loyola Marymount	72 57
								93	H	Washington St.	75 71	247	N	Loyola Marymount	85 71
								97	H	Fresno St.	83 81	259	A	Wyoming	70 64
												268	A	Pepperdine	58 62
												268	H	Pepperdine	88 72
												294	A	Portland	78 51
												294	H	Portland	95 53
												303	A	CSUN	93 59
LAST 12 Division I GAMES:															
83	H	Eastern Mich.	73 74	128	H	Gonzaga	66 47								
76	N	San Francisco	65 67	247	A	Loyola Marymount	91 81								
247	N	Loyola Marymount	85 71	268	A	Pepperdine	58 62								
76	H	San Francisco	72 59	22	H	BYU	44 65								
71	A	Santa Clara	78 70	78	H	San Diego	68 60								
294	H	Portland	95 53	189	H	Pacific	83 75								

Non-Div I Games:

St. Mary's (CA)

■ Loss,
 ■ Non-Conf,
 ■ S Site,
 ■ Home
 ■ A Away
 N Neutral

Team Record				Through Games Of April 3, 1918						
Average RPI Win:	88	WON-LOST	WINNING	LAST 10	STRENGTH OF	OPP. STRENGTH	TEAM	ADJ.	CONF.	ADJ CONF.
Average RPI Loss:	18	RECORD	PCT. RANK	GAMES	SCHEDULE	OF SCHEDULE	RPI	RPI	RPI	RPI
DIV. I ONLY	27- 8	32	7- 3	3	6	7	7	1	1	
DIV. I NON-CONF.	13- 2	12	3- 0	5	19	3	3	1	1	

TOTALS	RPI 1-25	RPI 26-50		W-L RECORDS		RPI 51-100	RPI 101-150	RPI 150+		
27- 8	4- 7	3- 0		OVERALL		12- 1	3- 0	5- 0		
15- 2	3- 1	3- 0		HOME		5- 1	1- 0	3- 0		
8- 4	0- 4	0- 0		AWAY		4- 0	2- 0	2- 0		
4- 2	1- 2	0- 0		NEUTRAL		3- 0	0- 0	0- 0		
13- 2	2- 1	3- 0		NON-CONFERENCE		4- 1	1- 0	3- 0		
7- 1	1- 0	3- 0		HOME		1- 1	0- 0	2- 0		
2- 1	0- 1	0- 0		AWAY		0- 0	1- 0	1- 0		
4- 0	1- 0	0- 0		NEUTRAL		3- 0	0- 0	0- 0		
14- 6	2- 6	0- 0		CONFERENCE		8- 0	2- 0	2- 0		
8- 1	2- 1	0- 0		HOME		4- 0	1- 0	1- 0		
6- 3	0- 3	0- 0		AWAY		4- 0	1- 0	1- 0		
0- 2	0- 2	0- 0		NEUTRAL		0- 0	0- 0	0- 0		

RPI	S	Opponent	Score	RPI	S	Opponent	Score	RPI	S	Opponent	Score	RPI	S	Opponent	Score
2	N	Notre Dame	90 84	33	H	George Washington	84 63	56	A	Southern California	57 47	126	A	Arizona	59 34
5	A	Oregon St.	50 58	42	H	Chattanooga	73 30	58	A	Oregon	64 62	126	H	Arizona	82 58
5	H	Oregon St.	76 54	44	H	South Dakota St.	66 65	58	H	Oregon	69 42	128	A	Gonzaga	65 48
6	A	Texas	69 77					71	H	Santa Clara	58 61	168	A	UC Davis	74 45
9	A	UCLA	36 56					72	N	Purdue	71 65	176	H	Cornell	93 38
12	A	Arizona St.	31 49					73	A	Utah	72 54	195	A	Colorado	80 49
12	H	Arizona St.	61 63					73	H	Utah	72 52	195	H	Colorado	71 56
15	H	Washington	69 53					76	H	San Francisco	85 58	217	H	CSU Bakersfield	83 41
15	N	Washington	65 73					81	N	Missouri St.	82 65				
15	N	Washington	76 85					84	A	California	60 55				
17	H	Tennessee	69 55					84	H	California	53 46				
								88	N	Dayton	74 66				
								93	H	Washington St.	69 52				
LAST 12 Division I GAMES:															
15	N	Washington	76 85	5	H	Oregon St.	76 54								
2	N	Notre Dame	90 84	73	A	Utah	72 54								
44	H	South Dakota St.	66 65	195	A	Colorado	80 49								
76	H	San Francisco	85 58	12	H	Arizona St.	61 63								
15	N	Washington	65 73	126	H	Arizona	82 58								
58	H	Oregon	69 42	84	A	California	60 55								

Non-Div I Games:

Stanford

■ Loss,
 ■ Non-Conf,
 ■ S Site,
 ■ Home
 ■ Away
 N Neutral

Stetson

S
t
e
t
s
o
n

Non-Div I Games:	Trinity Baptist	107	30	Armstrong St.	61	45	Flagler	84	47
------------------	-----------------	-----	----	---------------	----	----	---------	----	----

Page 312

Stony Brook

Through Games Of April 5, 2016

Average RPI Win:	242	WON-LOST	WINNING	LAST 10	STRENGTH OF	OPP. STRENGTH	TEAM	ADJ.	CONF.	ADJ CONF.
Average RPI Loss:	118	RECORD	PCT. RANK	GAMES	SCHEDULE	OF SCHEDULE	RPI	RPI	RPI	RPI
DIV. I ONLY	17- 15	154	3- 7	197	192	158	158	17	17	
DIV. I NON-CONF.	8- 6	132	0- 1	219	169	142	142	18	18	
TOTALS	RPI 1-25	RPI 26-50	W-L RECORDS	RPI 51-100	RPI 101-150	RPI 150+				
17- 15	0- 1	0- 3	OVERALL	1- 4	1- 1	15- 6				
9- 5	0- 0	0- 2	HOME	1- 1	1- 0	7- 2				
7- 9	0- 1	0- 1	AWAY	0- 2	0- 1	7- 4				
1- 1	0- 0	0- 0	NEUTRAL	0- 1	0- 0	1- 0				
8- 6	0- 1	0- 1	NON-CONFERENCE	1- 1	1- 1	6- 2				
4- 2	0- 0	0- 1	HOME	1- 0	1- 0	2- 1				
4- 4	0- 1	0- 0	AWAY	0- 1	0- 1	4- 1				
0- 0	0- 0	0- 0	NEUTRAL	0- 0	0- 0	0- 0				
9- 9	0- 0	0- 2	CONFERENCE	0- 3	0- 0	9- 4				
5- 3	0- 0	0- 1	HOME	0- 1	0- 0	5- 1				
3- 5	0- 0	0- 1	AWAY	0- 1	0- 0	3- 3				
1- 1	0- 0	0- 0	NEUTRAL	0- 1	0- 0	1- 0				

RPI 1-25				RPI 26-50				RPI 51-100				RPI 101+ Team's RPI: 158			
RPI	S	Opponent	Score	RPI	S	Opponent	Score	RPI	S	Opponent	Score	RPI	S	Opponent	Score
8	A	Syracuse	49 64	30	H	St. Bonaventure	68 73	63	A	Hofstra	66 71	102	H	Harvard	64 63
				38	A	Albany (NY)	54 73	67	A	Maine	52 55	129	A	Youngstown St.	60 67
				38	H	Albany (NY)	49 62	67	H	Maine	43 60	162	A	Yale	57 62
								67	N	Maine	48 51	176	A	Cornell	58 49
								99	H	Iona	58 53	179	H	Ole Miss	57 72
												182	A	UMBC	69 60
												182	H	UMBC	65 69
												221	A	Hartford	45 42
												221	H	Hartford	58 35
												221	N	Hartford	60 42
												223	A	Binghamton	47 54
												223	H	Binghamton	64 58
												240	A	New Hampshire	46 49
												240	H	New Hampshire	63 54
												249	A	Columbia	79 71
												255	H	Morgan St.	46 42
												277	A	Vermont	37 44
												277	H	Vermont	73 59
												323	A	UMass Lowell	64 50
												323	H	UMass Lowell	60 46
												324	H	LIU Brooklyn	71 54
												338	A	Saint Peter's	69 35
												343	A	Wagner	73 62
LAST 12 Division I GAMES:															
129	A	Youngstown St.	60 67	240	A	New Hampshire	46 49								
67	N	Maine	48 51	182	H	UMBC	65 69								
221	N	Hartford	60 42	221	A	Hartford	45 42								
277	A	Vermont	37 44	323	H	UMass Lowell	60 46								
67	H	Maine	43 60	223	A	Binghamton	47 54								
38	H	Albany (NY)	49 62	277	H	Vermont	73 59								

Non-Div I Games:

Stony Brook

Loss, Non-Conf, S Site, H Home A Away N Neutral

Average RPI Win:	109	WON-LOST	WINNING	LAST 10	STRENGTH OF	OPP. STRENGTH	TEAM	ADJ.	CONF.	ADJ CONF.
Average RPI Loss:	27	RECORD	PCT. RANK	GAMES	SCHEDULE	OF SCHEDULE	RPI	RPI	RPI	RPI
DIV. I ONLY	30- 8	24	8- 2	2	28	8	8	4	4	
DIV. I NON-CONF.	15- 4	42	5- 1	8	38	7	7	4	4	
TOTALS	RPI 1-25	RPI 26-50	W-L RECORDS	RPI 51-100	RPI 101-150	RPI 150+				
30- 8	6- 7	3- 0	OVERALL	6- 0	7- 0	8- 1				
16- 2	1- 2	2- 0	HOME	3- 0	4- 0	6- 0				
7- 4	0- 3	1- 0	AWAY	2- 0	3- 0	1- 1				
7- 2	5- 2	0- 0	NEUTRAL	1- 0	0- 0	1- 0				
15- 4	4- 4	1- 0	NON-CONFERENCE	2- 0	1- 0	7- 0				
9- 1	0- 1	1- 0	HOME	2- 0	1- 0	5- 0				
1- 2	0- 2	0- 0	AWAY	0- 0	0- 0	1- 0				
5- 1	4- 1	0- 0	NEUTRAL	0- 0	0- 0	1- 0				
15- 4	2- 3	2- 0	CONFERENCE	4- 0	6- 0	1- 1				
7- 1	1- 1	1- 0	HOME	1- 0	3- 0	1- 0				
6- 2	0- 1	1- 0	AWAY	2- 0	3- 0	0- 1				
2- 1	1- 1	0- 0	NEUTRAL	1- 0	0- 0	0- 0				

RPI	S	Opponent	Score	RPI	S	Opponent	Score	RPI	S	Opponent	Score	RPI	S	Opponent	Score
1	N	UConn	51 82	28	A	Miami (FL)	57 51	53	A	North Carolina St.	55 52	114	H	Virginia Tech	60 39
2	A	Notre Dame	62 90	38	H	Albany (NY)	76 59	53	N	North Carolina St.	80 61	120	A	Boston College	71 55
2	N	Notre Dame	57 68	50	H	Duke	86 50	60	H	Army West Point	73 56	120	H	Boston College	62 61
4	N	South Carolina	80 72					74	H	Georgia Tech	71 52	125	H	Jacksonville	65 49
11	A	Maryland	64 82					90	H	Drexel	83 62	132	A	Pittsburgh	70 56
12	H	Arizona St.	54 61					91	A	Virginia	91 57	132	H	Pittsburgh	71 48
13	H	Florida St.	83 73									133	A	Wake Forest	91 65
15	N	Washington	66 62									151	A	North Carolina	73 77
15	N	Washington	80 59									158	H	Stony Brook	64 49
16	H	Louisville	53 71									163	N	Fordham	76 54
16	N	Louisville	80 75									186	H	UTRGV	91 32
17	A	Tennessee	55 57									216	A	Rhode Island	57 54
17	N	Tennessee	89 67									230	H	Coppin St.	88 56
LAST 12 Division I GAMES:															
1	N	UConn	51 82	2	N	Notre Dame	57 68								
15	N	Washington	80 59	16	N	Louisville	80 75								
17	N	Tennessee	89 67	53	N	North Carolina St.	80 61								
4	N	South Carolina	80 72	120	A	Boston College	71 55								
38	H	Albany (NY)	76 59	132	A	Pittsburgh	70 56								
60	H	Army West Point	73 56	13	H	Florida St.	83 73								

Non-Div I Games:

Syracuse

TCU				STRENGTH OF SCHEDULE	OPP. STRENGTH OF SCHEDULE	TEAM RPI	ADJ. RPI	CONF. RPI	ADJ CONF. RPI
Average RPI Win:	187	WON-LOST RECORD	WINNING PCT. RANK						
Average RPI Loss:	45		LAST 10 GAMES						
DIV. I ONLY	18- 15	149	6- 4	67	52	96	96	2	2
DIV. I NON-CONF.	10- 4	74	2- 1	164	228	108	108	2	2

TOTALS	RPI 1-25	RPI 26-50	W-L RECORDS	RPI 51-100	RPI 101-150	RPI 150+			
18- 15	0- 8	2- 5	OVERALL	1- 0	4- 0	11- 2			
14- 5	0- 4	2- 1	HOME	1- 0	2- 0	9- 0			
4- 9	0- 4	0- 4	AWAY	0- 0	2- 0	2- 1			
0- 1	0- 0	0- 0	NEUTRAL	0- 0	0- 0	0- 1			
10- 4	0- 2	0- 1	NON-CONFERENCE	1- 0	0- 0	9- 1			
9- 1	0- 1	0- 0	HOME	1- 0	0- 0	8- 0			
1- 3	0- 1	0- 1	AWAY	0- 0	0- 0	1- 1			
0- 0	0- 0	0- 0	NEUTRAL	0- 0	0- 0	0- 0			
8- 11	0- 6	2- 4	CONFERENCE	0- 0	4- 0	2- 1			
5- 4	0- 3	2- 1	HOME	0- 0	2- 0	1- 0			
3- 6	0- 3	0- 3	AWAY	0- 0	2- 0	1- 0			
0- 1	0- 0	0- 0	NEUTRAL	0- 0	0- 0	0- 1			

RPI 1-25				RPI 26-50				RPI 51-100				Team's RPI: 96		RPI 101+			
RPI	S	Opponent	Score	RPI	S	Opponent	Score	RPI	S	Opponent	Score			RPI	S	Opponent	Score
2	H	Notre Dame	72 88	26	A	Oklahoma	64 77	83	H	Eastern Mich.	85 81			137	A	Iowa St.	72 62
3	A	Baylor	55 72	26	H	Oklahoma	65 78							137	H	Iowa St.	79 69
3	H	Baylor	75 81	35	A	Oklahoma St.	52 80							143	A	Texas Tech	78 69
6	A	Texas	58 71	35	H	Oklahoma St.	79 65							143	H	Texas Tech	69 48
6	H	Texas	58 65	36	A	UTEP	71 79							186	H	UTRGV	71 67
24	A	West Virginia	72 83	41	A	Kansas St.	49 58							186	H	UTRGV	97 73
24	H	West Virginia	84 97	41	H	Kansas St.	87 73							193	A	Butler	53 65
25	A	Texas A&M	78 82											197	A	SMU	89 79
</																	

Average RPI Win:	168	WON-LOST	WINNING	LAST 10	STRENGTH OF	OPP. STRENGTH	TEAM	ADJ.	CONF.	ADJ CONF.
Average RPI Loss:	62	RECORD	PCT. RANK	GAMES	SCHEDULE	OF SCHEDULE	RPI	RPI	RPI	RPI
DIV. I ONLY	23- 12	78	6- 4	70	75	55	55	7	7	
DIV. I NON-CONF.	9- 6	118	3- 1	35	51	58	58	7	7	
TOTALS	RPI 1-25	RPI 26-50	W-L RECORDS	RPI 51-100	RPI 101-150	RPI 150+				
23- 12	1- 5	1- 1	OVERALL	6- 3	2- 2	13- 1				
13- 3	1- 1	1- 1	HOME	3- 0	1- 1	7- 0				
9- 8	0- 2	0- 0	AWAY	3- 2	1- 0	5- 0				
1- 1	0- 1	0- 0	NEUTRAL	0- 0	0- 0	1- 0				
9- 6	0- 1	1- 1	NON-CONFERENCE	4- 3	0- 1	4- 0				
5- 2	0- 0	1- 1	HOME	2- 0	0- 1	2- 0				
4- 4	0- 1	0- 0	AWAY	2- 3	0- 0	2- 0				
0- 0	0- 0	0- 0	NEUTRAL	0- 0	0- 0	0- 0				
14- 6	1- 4	0- 0	CONFERENCE	2- 0	2- 1	9- 1				
8- 1	1- 1	0- 0	HOME	1- 0	1- 0	5- 0				
5- 4	0- 2	0- 0	AWAY	1- 0	1- 1	3- 1				
1- 1	0- 1	0- 0	NEUTRAL	0- 0	0- 0	1- 0				

RPI S	Opponent	Score	RPI S	Opponent	Score	RPI S	Opponent	Score	RPI S	Opponent	Score
1	A UConn	49 104	29	H Florida	97 91	51	H Ohio	75 61	121	A Memphis	97 100
1	H UConn	60 85	32	H Penn	54 60	59	A Michigan	76 77	121	H Memphis	82 58
13	A Florida St.	47 75				64	A Tulane	72 54	123	H Saint Joseph's	67 70
20	A South Fla.	62 76				64	H Tulane	72 67	146	A East Carolina	83 63
20	H South Fla.	68 66				65	H Villanova	61 55	163	A Fordham	57 44
20	N South Fla.	46 64				66	A Rutgers	51 61	190	H Tulsa	66 46
						87	A Quinnipiac	56 58	190	N Tulsa	78 52
						87	A Quinnipiac	64 62	197	A SMU	67 69
						90	A Drexel	74 66	197	H SMU	55 35
									198	H Sacred Heart	92 62
									243	A Cincinnati	74 49
									243	H Cincinnati	74 51
									272	A UCF	71 63
									272	H UCF	78 64
									281	A La Salle	77 48
									283	A Houston	75 66
									283	H Houston	78 48
									321	H Delaware St.	100 59
LAST 12 Division I GAMES:											
59	A Michigan	76 77	272	H UCF	78 64						
51	H Ohio	75 61	20	A South Fla.	62 76						
87	A Quinnipiac	64 62	64	H Tulane	72 67						
90	A Drexel	74 66	121	A Memphis	97 100						
20	N South Fla.	46 64	1	H UConn	60 85						
190	N Tulsa	78 52	283	H Houston	78 48						

Non-Div I Games:

Temple

Loss, Non-Conf, S Site, H Home A Away N Neutral

Tennessee

Through Games Of April 5, 2016

Average RPI Win:	88	WON-LOST	WINNING	LAST 10	STRENGTH OF	OPP. STRENGTH	TEAM	ADJ.	CONF.	ADJ CONF.
Average RPI Loss:	49	RECORD	PCT. RANK	GAMES	SCHEDULE	OF SCHEDULE	RPI	RPI	RPI	RPI
DIV. I ONLY	22- 14	102	6- 4	1	11	17	17	3	3	
DIV. I NON-CONF.	12- 5	83	3- 1	2	3	5	5	3	3	
TOTALS	RPI 1-25	RPI 26-50	W-L RECORDS	RPI 51-100	RPI 101-150	RPI 150+				
22- 14	5- 9	6- 1	OVERALL	3- 0	3- 3	5- 1				
13- 4	1- 2	4- 1	HOME	2- 0	2- 1	4- 0				
5- 8	2- 5	1- 0	AWAY	1- 0	0- 2	1- 1				
4- 2	2- 2	1- 0	NEUTRAL	0- 0	1- 0	0- 0				
12- 5	4- 4	3- 0	NON-CONFERENCE	1- 0	1- 1	3- 0				
7- 2	1- 1	2- 0	HOME	1- 0	1- 1	2- 0				
3- 2	2- 2	0- 0	AWAY	0- 0	0- 0	1- 0				
2- 1	1- 1	1- 0	NEUTRAL	0- 0	0- 0	0- 0				
10- 9	1- 5	3- 1	CONFERENCE	2- 0	2- 2	2- 1				
6- 2	0- 1	2- 1	HOME	1- 0	1- 0	2- 0				
2- 6	0- 3	1- 0	AWAY	1- 0	0- 2	0- 1				
2- 1	1- 1	0- 0	NEUTRAL	0- 0	1- 0	0- 0				

RPI	S	Opponent	Score	RPI	S	Opponent	Score	RPI	S	Opponent	Score	RPI	S	Opponent	Score
2	A	Notre Dame	66 79	27	N	Green Bay	59 53	77	A	Vanderbilt	69 51	114	H	Virginia Tech	43 57
4	H	South Carolina	56 62	29	H	Florida	66 74	77	H	Vanderbilt	58 49	130	A	LSU	56 57
5	A	Oregon St.	53 50	38	H	Albany (NY)	63 55	89	H	Central Ark.	102 47	139	H	Penn St.	74 66
6	H	Texas	53 64	39	A	Missouri	71 55					142	A	Arkansas	59 64
7	A	Stanford	55 69	42	H	Chattanooga	59 57					142	H	Arkansas	75 57
8	H	Syracuse	57 55	45	H	Georgia	80 60					142	N	Arkansas	68 51
8	N	Syracuse	67 89	49	H	Auburn	79 52					159	A	Alabama	46 54
10	N	Ohio St.	78 62									159	H	Alabama	70 42
12	A	Arizona St.	75 64									166	H	ETSU	85 49
14	A	Kentucky	63 64									169	H	Stetson	90 56
21	A	Mississippi St.	63 65									179	H	Ole Miss	57 51
21	N	Mississippi St.	48 58									301	A	Wichita St.	58 51
25	A	Texas A&M	71 76												
25	N	Texas A&M	70 60												
LAST 12 Division I GAMES:															
		8 N Syracuse	67 89			142 N Arkansas	68 51								
		10 N Ohio St.	78 62			45 H Georgia	80 60								
		12 A Arizona St.	75 64			159 A Alabama	46 54								
		27 N Green Bay	59 53			130 A LSU	56 57								
		21 N Mississippi St.	48 58			179 H Ole Miss	57 51								
		25 N Texas A&M	70 60			4 H South Carolina	56 62								

Non-Div I Games:

Tennessee

■ Loss,
■ Non-Conf,
■ S Site,
■ H Home
■ A Away
N Neutral

Tennessee St.

Through Games Of April 5, 2016

Average RPI Win:	269	WON-LOST	WINNING	LAST 10	STRENGTH OF	OPP. STRENGTH	TEAM	ADJ.	CONF.	ADJ CONF.
Average RPI Loss:	153	RECORD	PCT. RANK	GAMES	SCHEDULE	OF SCHEDULE	RPI	RPI	RPI	RPI
DIV. I ONLY	10- 18	253	3- 7	201	247	256	256	24	24	
DIV. I NON-CONF.	3- 8	257	0- 0	123	144	219	219	24	24	
TOTALS	RPI 1-25	RPI 26-50	W-L RECORDS	RPI 51-100	RPI 101-150	RPI 150+				
10- 18	0- 2	0- 1	OVERALL	0- 4	1- 2	9- 9				
7- 3	0- 0	0- 0	HOME	0- 1	1- 0	6- 2				
2- 12	0- 2	0- 1	AWAY	0- 2	0- 2	2- 5				
1- 3	0- 0	0- 0	NEUTRAL	0- 1	0- 0	1- 2				
3- 8	0- 2	0- 1	NON-CONFERENCE	0- 0	0- 2	3- 3				
2- 0	0- 0	0- 0	HOME	0- 0	0- 0	2- 0				
0- 6	0- 2	0- 1	AWAY	0- 0	0- 2	0- 1				
1- 2	0- 0	0- 0	NEUTRAL	0- 0	0- 0	1- 2				
7- 10	0- 0	0- 0	CONFERENCE	0- 4	1- 0	6- 6				
5- 3	0- 0	0- 0	HOME	0- 1	1- 0	4- 2				
2- 6	0- 0	0- 0	AWAY	0- 2	0- 0	2- 4				
0- 1	0- 0	0- 0	NEUTRAL	0- 1	0- 0	0- 0				

RPI 1-25				RPI 26-50				RPI 51-100				RPI 101+ Team's RPI: 256			
RPI	S	Opponent	Score	RPI	S	Opponent	Score	RPI	S	Opponent	Score	RPI	S	Opponent	Score
14	A	Kentucky	39 81	43	A	Indiana	56 88	82	A	Belmont	65 80	129	A	Youngstown St.	58 69
21	A	Mississippi St.	54 82					82	H	Belmont	51 71	144	A	Southern Ill.	70 79
								82	N	Belmont	60 68	147	H	SIUE	73 61
								95	A	UT Martin	50 77	180	A	Eastern Ky.	67 78
												180	H	Eastern Ky.	66 70
												181	N	Fla. Atlantic	64 69
												188	A	Illinois	43 98
												209	N	Alabama St.	74 64
												229	H	Texas Southern	72 56
												233	A	Southeast Mo. St.	65 75
												235	N	Utah St.	46 63
												260	H	Murray St.	69 58
												269	H	Austin Peay	66 58
												280	A	Tennessee Tech	60 70
												280	H	Tennessee Tech	56 64
												298	A	Jacksonville St.	55 69
												298	H	Jacksonville St.	50 40
												305	A	Morehead St.	68 60
												305	H	Morehead St.	78 76
												333	H	Lipscomb	77 65
												339	A	Eastern Ill.	62 53
LAST 12 Division I GAMES:															
		82	N	Belmont	60	68			305	H	Morehead St.	78	76		
		82	H	Belmont	51	71			180	H	Eastern Ky.	66	70		
		305	A	Morehead St.	68	60			298	A	Jacksonville St.	55	69		
		298	H	Jacksonville St.	50	40			95	A	UT Martin	50	77		
		180	A	Eastern Ky.	67	78			82	A	Belmont	65	80		
		280	H	Tennessee Tech	56	64			280	A	Tennessee Tech	60	70		

Non-Div I Games: Lane 75 44 North Ala. 58 40

Tennessee St.

Loss, Non-Conf, S Site, H Home A Away N Neutral

Average RPI Win:	285	WON-LOST	WINNING	LAST 10	STRENGTH OF	OPP. STRENGTH	TEAM	ADJ.	CONF.	ADJ CONF.
Average RPI Loss:	158	RECORD	PCT. RANK	GAMES	SCHEDULE	OF SCHEDULE	RPI	RPI	RPI	RPI
DIV. I ONLY	10- 19	258	5- 5	262	241	280	280	24	24	
DIV. I NON-CONF.	4- 9	245	0- 0	217	164	266	266	24	24	
TOTALS	RPI 1-25	RPI 26-50	W-L RECORDS	RPI 51-100	RPI 101-150	RPI 150+				
10- 19	0- 1	0- 2	OVERALL	0- 4	0- 2	10- 10				
7- 9	0- 1	0- 1	HOME	0- 1	0- 2	7- 4				
3- 10	0- 0	0- 1	AWAY	0- 3	0- 0	3- 6				
0- 0	0- 0	0- 0	NEUTRAL	0- 0	0- 0	0- 0				
4- 9	0- 1	0- 2	NON-CONFERENCE	0- 1	0- 1	4- 4				
3- 5	0- 1	0- 1	HOME	0- 0	0- 1	3- 2				
1- 4	0- 0	0- 1	AWAY	0- 1	0- 0	1- 2				
0- 0	0- 0	0- 0	NEUTRAL	0- 0	0- 0	0- 0				
6- 10	0- 0	0- 0	CONFERENCE	0- 3	0- 1	6- 6				
4- 4	0- 0	0- 0	HOME	0- 1	0- 1	4- 2				
2- 6	0- 0	0- 0	AWAY	0- 2	0- 0	2- 4				
0- 0	0- 0	0- 0	NEUTRAL	0- 0	0- 0	0- 0				

RPI 1-25				RPI 26-50				RPI 51-100				RPI 101+ Team's RPI: 280			
RPI	S	Opponent	Score	RPI	S	Opponent	Score	RPI	S	Opponent	Score	RPI	S	Opponent	Score
16	H	Louisville	54 76	40	H	Arkansas St.	55 77	62	A	Middle Tenn.	53 69	119	H	Mercer	47 63
				45	A	Georgia	48 81	82	A	Belmont	49 70	147	H	SIUE	68 83
								82	H	Belmont	79 80	155	A	Northern Ky.	62 88
								95	A	UT Martin	53 67	170	A	Xavier	47 64
												180	A	Eastern Ky.	77 72
												180	H	Eastern Ky.	67 71
												192	H	Southern Miss.	57 69
												233	H	Southeast Mo. St.	57 60
												251	H	Clemson	53 71
												256	A	Tennessee St.	64 56
												256	H	Tennessee St.	70 60
												260	A	Murray St.	50 56
												269	A	Austin Peay	75 91
												271	H	Georgia St.	72 65
												298	A	Jacksonville St.	46 55
												298	H	Jacksonville St.	51 49
												301	H	Wichita St.	54 48
												305	A	Morehead St.	71 75
												305	H	Morehead St.	77 69
												310	A	UNCG	73 64
												333	H	Lipscomb	81 70
												339	H	Eastern Ill.	81 74
LAST 12 Division I GAMES:															
180	H	Eastern Ky.	67 71	82	H	Belmont	79 80	305	A	Morehead St.	71 75				
82	A	Belmont	49 70	180	A	Eastern Ky.	77 72	256	H	Tennessee St.	70 60				
305	H	Morehead St.	77 69	233	H	Southeast Mo. St.	57 60	95	A	UT Martin	53 67				
298	H	Jacksonville St.	51 49												
256	A	Tennessee St.	64 56												
298	A	Jacksonville St.	46 55												

Non-Div I Games:

Tennessee Tech

■ Loss,
 ■ Non-Conf,
 ■ S Site,
 ■ H Home
 ■ A Away
 N Neutral

Average RPI Win:	112	WON-LOST	WINNING	LAST 10	STRENGTH OF	OPP. STRENGTH	TEAM	ADJ.	CONF.	ADJ CONF.
Average RPI Loss:	7	RECORD	PCT. RANK	GAMES	SCHEDULE	OF SCHEDULE	RPI	RPI	RPI	RPI
DIV. I ONLY	31- 5	9	7- 3	20	9	6	6	2	2	
DIV. I NON-CONF.	14- 1	4	3- 1	42	18	6	6	2	2	
TOTALS	RPI 1-25	RPI 26-50	W-L RECORDS	RPI 51-100	RPI 101-150	RPI 150+				
31- 5	7- 4	6- 1	OVERALL	3- 0	6- 0	9- 0				
17- 1	3- 1	4- 0	HOME	1- 0	3- 0	6- 0				
10- 2	2- 0	2- 0	AWAY	2- 0	2- 0	2- 0				
4- 2	2- 2	0- 0	NEUTRAL	0- 0	1- 0	1- 0				
14- 1	4- 1	1- 0	NON-CONFERENCE	1- 0	2- 0	6- 0				
9- 0	2- 0	1- 0	HOME	0- 0	1- 0	5- 0				
3- 0	1- 0	0- 0	AWAY	1- 0	0- 0	1- 0				
2- 1	1- 1	0- 0	NEUTRAL	0- 0	1- 0	0- 0				
17- 4	3- 3	5- 1	CONFERENCE	2- 0	4- 0	3- 0				
8- 1	1- 1	3- 0	HOME	1- 0	2- 0	1- 0				
7- 2	1- 1	2- 1	AWAY	1- 0	2- 0	1- 0				
2- 1	1- 1	0- 0	NEUTRAL	0- 0	0- 0	1- 0				

RPI	S	Opponent	Score	RPI	S	Opponent	Score	RPI	S	Opponent	Score	RPI	S	Opponent	Score
1	N	UConn	65 86	26	A	Oklahoma	56 74	96	A	TCU	65 58	137	A	Iowa St.	65 49
3	A	Baylor	48 74	26	H	Oklahoma	83 76	96	H	TCU	71 58	137	H	Iowa St.	75 54
3	H	Baylor	67 80	35	A	Oklahoma St.	78 48	98	A	Little Rock	66 56	138	H	Northwestern St.	86 33
3	N	Baylor	63 79	35	H	Oklahoma St.	70 55					142	N	Arkansas	61 50
7	H	Stanford	77 69	39	H	Missouri	73 55					143	A	Texas Tech	76 55
9	N	UCLA	72 64	41	A	Kansas St.	66 51					143	H	Texas Tech	86 62
17	A	Tennessee	64 53	41	H	Kansas St.	58 51					207	H	Hampton	79 52
21	H	Mississippi St.	53 47									208	H	Sam Houston St.	83 49
24	A	West Virginia	65 54									209	H	Alabama St.	86 42
24	H	West Virginia	73 50									222	A	Kansas	75 38
24	N	West Virginia	67 51									222	H	Kansas	70 46
												222	N	Kansas	66 50
												227	H	Canisius	92 62
												228	A	Rice	70 47
												265	H	UTSA	90 53
LAST 12 Division I GAMES:															
1	N	UConn	65 86	222	N	Kansas	66 50								
9	N	UCLA	72 64	3	A	Baylor	48 74								
39	H	Missouri	73 55	96	H	TCU	71 58								
209	H	Alabama St.	86 42	143	A	Texas Tech	76 55								
3	N	Baylor	63 79	24	H	West Virginia	73 50								
24	N	West Virginia	67 51	41	H	Kansas St.	58 51								

Non-Div I Games:

Texas

■ Loss,
 ■ Non-Conf,
 ■ S Site,
 ■ Home
 ■ A Away
 N Neutral

Average RPI Win: 110		WON-LOST	WINNING	LAST 10	STRENGTH OF	OPP. STRENGTH	TEAM	ADJ.	CONF.	ADJ CONF.
Average RPI Loss: 28		RECORD	PCT. RANK	GAMES	SCHEDULE	OF SCHEDULE	RPI	RPI	RPI	RPI
DIV. I ONLY		22- 10	65	7- 3	13	13	25	25	3	3
DIV. I NON-CONF.		11- 4	64	1- 1	23	23	37	37	3	3
TOTALS		RPI 1-25	RPI 26-50		W-L RECORDS		RPI 51-100	RPI 101-150	RPI 150+	
22- 10	2- 8	5- 1		OVERALL		5- 0	4- 1	6- 0		
13- 4	2- 4	2- 0		HOME		3- 0	2- 0	4- 0		
6- 3	0- 0	2- 0		AWAY		1- 0	1- 0	2- 0		
3- 3	0- 3	1- 0		NEUTRAL		1- 0	1- 0	0- 0		
11- 4	0- 4	2- 0		NON-CONFERENCE		4- 0	2- 0	3- 0		
7- 2	0- 2	0- 0		HOME		3- 0	1- 0	3- 0		
1- 0	0- 0	1- 0		AWAY		0- 0	0- 0	0- 0		
3- 2	0- 2	1- 0		NEUTRAL		1- 0	1- 0	0- 0		
11- 6	2- 4	3- 1		CONFERENCE		1- 0	2- 1	3- 0		
6- 2	2- 2	2- 0		HOME		0- 0	1- 0	1- 0		
5- 3	0- 1	1- 1		AWAY		1- 0	1- 1	2- 0		
0- 1	0- 1	0- 0		NEUTRAL		0- 0	0- 0	0- 0		

RPI	S	Opponent	Score
4	A	South Carolina	58 59
4	H	South Carolina	63 70
10	N	Ohio St.	80 95
13	H	Florida St.	56 74
14	H	Kentucky	58 71
17	H	Tennessee	76 71
17	N	Tennessee	60 70
21	H	Mississippi St.	64 58
22	N	BYU	64 72
23	H	DePaul	66 80

RPI	S	Opponent	Score
26	N	Oklahoma	74 68
29	A	Florida	81 83
39	H	Missouri	81 77
45	H	Georgia	73 62
49	A	Auburn	57 49
50	A	Duke	72 66

RPI	S	Opponent	Score
77	A	Vanderbilt	75 63
81	H	Missouri St.	74 65
84	N	California	75 58
96	H	TCU	82 78
98	H	Little Rock	69 39

RPI	S	Opponent	Score
104	N	Hawaii	82 41
130	A	LSU	53 35
130	H	LSU	68 54
142	A	Arkansas	61 67
145	H	Southern U.	88 47
159	A	Alabama	59 56
179	A	Ole Miss	62 48
179	H	Ole Miss	81 58
197	H	SMU	67 55
245	H	Texas St.	87 50
278	H	Prairie View	88 30

LAST 12 Division I GAMES:

13	H	Florida St.	56 74
81	H	Missouri St.	74 65
17	N	Tennessee	60 70
14	H	Kentucky	58 71
49	A	Auburn	57 49
77	A	Vanderbilt	75 63
130	H	LSU	68 54
179	A	Ole Miss	62 48
21	H	Mississippi St.	64 58
17	H	Tennessee	76 71
29	A	Florida	81 83
4	H	South Carolina	63 70

Non-Div I Games:

Texas A&M

■ Loss,
 ■ Non-Conf,
 ■ S Site,
 ■ H Home
 ■ A Away
 N Neutral

Average RPI Win:	295	WON-LOST	WINNING	LAST 10	STRENGTH OF	OPP. STRENGTH	TEAM	ADJ.	CONF.	ADJ CONF.
Average RPI Loss:	182	RECORD	PCT. RANK	GAMES	SCHEDULE	OF SCHEDULE	RPI	RPI	RPI	RPI
DIV. I ONLY	19- 11	87	6- 4	348	323	229	229	31	31	
DIV. I NON-CONF.	4- 6	201	0- 0	346	110	288	288	31	31	
TOTALS	RPI 1-25	RPI 26-50	W-L RECORDS	RPI 51-100	RPI 101-150	RPI 150+				
19- 11	0- 0	0- 1	OVERALL	0- 0	1- 3	18- 7				
8- 4	0- 0	0- 0	HOME	0- 0	1- 0	7- 4				
9- 6	0- 0	0- 1	AWAY	0- 0	0- 2	9- 3				
2- 1	0- 0	0- 0	NEUTRAL	0- 0	0- 1	2- 0				
4- 6	0- 0	0- 1	NON-CONFERENCE	0- 0	0- 1	4- 4				
1- 2	0- 0	0- 0	HOME	0- 0	0- 0	1- 2				
2- 4	0- 0	0- 1	AWAY	0- 0	0- 1	2- 2				
1- 0	0- 0	0- 0	NEUTRAL	0- 0	0- 0	1- 0				
15- 5	0- 0	0- 0	CONFERENCE	0- 0	1- 2	14- 3				
7- 2	0- 0	0- 0	HOME	0- 0	1- 0	6- 2				
7- 2	0- 0	0- 0	AWAY	0- 0	0- 1	7- 1				
1- 1	0- 0	0- 0	NEUTRAL	0- 0	0- 1	1- 0				

RPI 1-25			RPI 26-50			RPI 51-100			RPI 101+			Team's RPI: 229
RPI	S	Opponent	Score	RPI	S	Opponent	Score	RPI	S	Opponent	Score	
				35	A	Oklahoma St.	52 87					
								130	A	LSU	36 86	
								145	A	Southern U.	55 56	
								145	H	Southern U.	59 45	
								145	N	Southern U.	54 62	
								184	A	Grambling	62 50	
								184	H	Grambling	46 49	
								208	H	Sam Houston St.	51 53	
								209	A	Alabama St.	51 57	
								209	H	Alabama St.	48 58	
								222	A	Kansas	65 72	
								228	A	Rice	69 66	
								256	A	Tennessee St.	56 72	
								261	H	Houston Baptist	65 77	
								265	A	UTSA	59 44	
								278	A	Prairie View	50 43	
								278	H	Prairie View	72 65	
								296	A	Alcorn	53 41	
								296	H	Alcorn	68 39	
								307	A	Jackson St.	62 36	
								307	H	Jackson St.	66 47	
								307	N	Jackson St.	65 47	
								312	H	A&M-Corpus Christi	51 43	
								333	N	Lipscomb	66 62	
								336	A	Ark.-Pine Bluff	57 51	
								336	H	Ark.-Pine Bluff	57 30	
								346	A	Alabama A&M	57 38	
LAST 12 Division I GAMES:												
				145	N	Southern U.	54 62	336	A	Ark.-Pine Bluff	57 51	
				307	N	Jackson St.	65 47	349	A	Mississippi Val.	85 30	
				296	A	Alcorn	53 41	184	H	Grambling	46 49	
				145	A	Southern U.	55 56	307	H	Jackson St.	66 47	
				209	H	Alabama St.	48 58	278	A	Prairie View	50 43	
				346	H	Alabama A&M	72 41	346	A	Alabama A&M	57 38	

Non-Div I Games:

Texas Southern

■ Loss,
 ■ Non-Conf,
 ■ S Site,
 ■ Home
 ■ A Away
 N Neutral

RPI	S	Opponent	Score	
346	H	Alabama A&M	72	41
349	A	Mississippi Val.	85	30
349	H	Mississippi Val.	76	38

Texas Southern

T
e
x
a
s
S
o
u
t
h
e
r
n

T
e
x
a
s
S
o
u
t
h
e
r
n

Average RPI Win:	226	WON-LOST	WINNING	LAST 10	STRENGTH OF	OPP. STRENGTH	TEAM	ADJ.	CONF.	ADJ CONF.
Average RPI Loss:	135	RECORD	PCT. RANK	GAMES	SCHEDULE	OF SCHEDULE	RPI	RPI	RPI	RPI
DIV. I ONLY	10- 19	258	2- 8	169	148	245	245	15	15	
DIV. I NON-CONF.	3- 5	216	0- 0	136	65	183	183	14	14	
TOTALS	RPI 1-25	RPI 26-50	W-L RECORDS	RPI 51-100	RPI 101-150	RPI 150+				
10- 19	0- 1	0- 4	OVERALL	1- 2	1- 7	8- 5				
7- 5	0- 0	0- 1	HOME	1- 0	0- 3	6- 1				
3- 10	0- 1	0- 2	AWAY	0- 1	1- 2	2- 4				
0- 4	0- 0	0- 1	NEUTRAL	0- 1	0- 2	0- 0				
3- 5	0- 1	0- 2	NON-CONFERENCE	0- 0	0- 2	3- 0				
2- 0	0- 0	0- 0	HOME	0- 0	0- 0	2- 0				
1- 2	0- 1	0- 1	AWAY	0- 0	0- 0	1- 0				
0- 3	0- 0	0- 1	NEUTRAL	0- 0	0- 2	0- 0				
7- 14	0- 0	0- 2	CONFERENCE	1- 2	1- 5	5- 5				
5- 5	0- 0	0- 1	HOME	1- 0	0- 3	4- 1				
2- 8	0- 0	0- 1	AWAY	0- 1	1- 2	1- 4				
0- 1	0- 0	0- 0	NEUTRAL	0- 1	0- 0	0- 0				

RPI	S	Opponent	Score	RPI	S	Opponent	Score	RPI	S	Opponent	Score	RPI	S	Opponent	Score	Team's RPI: 245
25	A	Texas A&M	50 87	39	A	Missouri	56 82	98	A	Little Rock	45 57	112	A	Troy	79 112	
				40	A	Arkansas St.	50 87	98	H	Little Rock	67 57	112	H	Troy	73 88	
				40	H	Arkansas St.	59 74	98	N	Little Rock	50 62	113	N	Idaho	55 75	
				50	N	Duke	34 85					116	A	La.-Lafayette	46 42	
												116	H	La.-Lafayette	47 59	
												137	N	Iowa St.	61 83	
												150	A	UT Arlington	69 78	
												150	H	UT Arlington	48 80	
												194	A	South Ala.	73 71	
												194	H	South Ala.	56 70	
												239	H	North Texas	64 62	
												253	A	Appalachian St.	71 90	
												253	H	Appalachian St.	87 76	
												261	A	Houston Baptist	71 66	
												265	H	UTSA	72 64	
												270	A	La.-Monroe	59 63	
												270	H	La.-Monroe	63 57	
												271	A	Georgia St.	62 73	
												271	H	Georgia St.	80 71	
												291	A	Ga. Southern	64 78	
												291	H	Ga. Southern	61 56	
LAST 12 Division I GAMES:																
				98	N	Little Rock	50 62	116	H	La.-Lafayette	47 59					
				194	H	South Ala.	56 70	270	H	La.-Monroe	63 57					
				112	H	Troy	73 88	253	H	Appalachian St.	87 76					
				150	A	UT Arlington	69 78	150	H	UT Arlington	48 80					
				98	A	Little Rock	45 57	291	A	Ga. Southern	64 78					
				40	A	Arkansas St.	50 87	271	A	Georgia St.	62 73					

Non-Div I Games: Tex. A&M-Commerce 80 60 St. Edward's 52 44

Texas St.

■ Loss,
 ■ Non-Conf,
 ■ S Site,
 ■ Home
 ■ A Away
 N Neutral

Average RPI Win: 208		WON-LOST	WINNING	LAST 10	STRENGTH OF	OPP. STRENGTH	TEAM	ADJ.	CONF.	ADJ CONF.
Average RPI Loss: 38		RECORD	PCT. RANK	GAMES	SCHEDULE	OF SCHEDULE	RPI	RPI	RPI	RPI
DIV. I ONLY		13- 18	219	2- 8	50	42	143	143	2	2
DIV. I NON-CONF.		9- 2	27	0- 0	222	285	100	100	2	2
TOTALS		RPI 1-25	RPI 26-50		W-L RECORDS		RPI 51-100	RPI 101-150	RPI 150+	
13- 18	0- 8	0- 6		OVERALL		1- 3	3- 1	9- 0		
10- 7	0- 3	0- 3		HOME		1- 1	2- 0	7- 0		
1- 9	0- 0	0- 0		AWAY		0- 0	0- 0	1- 0		
2- 2	0- 2	0- 0		NEUTRAL		0- 0	1- 0	1- 0		
9- 2		0- 1	0- 0		NON-CONFERENCE		1- 1	1- 0	7- 0	
8- 0		0- 0	0- 0		HOME		1- 0	1- 0	6- 0	
0- 1		0- 0	0- 0		AWAY		0- 1	0- 0	0- 0	
1- 1		0- 1	0- 0		NEUTRAL		0- 0	0- 0	1- 0	
4- 16		0- 7	0- 6		CONFERENCE		0- 2	2- 1	2- 0	
2- 7		0- 3	0- 3		HOME		0- 1	1- 0	1- 0	
1- 8		0- 3	0- 3		AWAY		0- 1	0- 1	1- 0	
1- 1		0- 1	0- 0		NEUTRAL		0- 0	1- 0	0- 0	

RPI 1-25				RPI 26-50				RPI 51-100				RPI 101+			
RPI	S	Opponent	Score	RPI	S	Opponent	Score	RPI	S	Opponent	Score	RPI	S	Opponent	Score
3	A	Baylor	43 69	26	A	Oklahoma	53 92	71	A	Santa Clara	70 75	113	H	Idaho	78 62
3	H	Baylor	36 66	26	H	Oklahoma	60 70	75	H	Abilene Christian	71 65	137	A	Iowa St.	48 77
3	N	Baylor	51 82	35	A	Oklahoma St.	57 70	96	A	TCU	48 69	137	H	Iowa St.	69 66
6	A	Texas	62 86	35	H	Oklahoma St.	46 69	96	H	TCU	69 78	137	N	Iowa St.	89 84
6	H	Texas	55 76	41	A	Kansas St.	53 65					163	N	Fordham	62 48
15	N	Washington	73 77	41	H	Kansas St.	53 65					167	H	Idaho St.	79 64
24	A	West Virginia	57 79									184	H	Grambling	70 55
24	H	West Virginia	42 69									222	A	Kansas	69 58
												222	H	Kansas	54 44
												292	H	Niagara	79 45
												319	H	Southeastern La.	113 51
												332	H	Incarnate Word	70 55
												336	H	Ark.-Pine Bluff	84 40
LAST 12 Division I GAMES:															
		3 N Baylor	51 82			137 A Iowa St.	48 77								
		137 N Iowa St.	89 84			3 H Baylor	36 66								
		26 H Oklahoma	60 70			35 A Oklahoma St.	57 70								
		222 A Kansas	69 58			24 H West Virginia	42 69								
		6 H Texas	55 76			222 H Kansas	54 44								
		41 A Kansas St.	53 65			3 A Baylor	43 69								

Non-Div I Games:

Texas Tech

Loss, Non-Conf, S Site, H Home A Away N Neutral

Average RPI Win:	218	WON-LOST	WINNING	LAST 10	STRENGTH OF	OPP. STRENGTH	TEAM	ADJ.	CONF.	ADJ CONF.
Average RPI Loss:	76	RECORD	PCT. RANK	GAMES	SCHEDULE	OF SCHEDULE	RPI	RPI	RPI	RPI
DIV. I ONLY	17- 13	133	6- 4	112	120	124	124	11	11	
DIV. I NON-CONF.	5- 6	178	0- 0	104	79	150	150	13	13	
TOTALS	RPI 1-25	RPI 26-50	W-L RECORDS	RPI 51-100	RPI 101-150	RPI 150+				
17- 13	0- 1	0- 2	OVERALL	3- 6	3- 4	11- 0				
8- 5	0- 0	0- 0	HOME	1- 4	2- 1	5- 0				
7- 5	0- 0	0- 0	AWAY	1- 0	1- 0	5- 0				
2- 3	0- 0	0- 1	NEUTRAL	1- 0	0- 2	1- 0				
5- 6	0- 1	0- 2	NON-CONFERENCE	1- 1	0- 2	4- 0				
2- 2	0- 0	0- 0	HOME	0- 1	0- 1	2- 0				
1- 2	0- 1	0- 1	AWAY	0- 0	0- 0	1- 0				
2- 2	0- 0	0- 1	NEUTRAL	1- 0	0- 1	1- 0				
12- 7	0- 0	0- 0	CONFERENCE	2- 5	3- 2	7- 0				
6- 3	0- 0	0- 0	HOME	1- 3	2- 0	3- 0				
6- 3	0- 0	0- 0	AWAY	1- 2	1- 1	4- 0				
0- 1	0- 0	0- 0	NEUTRAL	0- 0	0- 1	0- 0				

RPI 1-25				RPI 26-50				RPI 51-100				RPI 101+ Team's RPI: 124			
RPI	S	Opponent	Score	RPI	S	Opponent	Score	RPI	S	Opponent	Score	RPI	S	Opponent	Score
2	A	Notre Dame	39 74	30	A	St. Bonaventure	63 74	51	H	Ohio	57 77	102	N	Harvard	70 76
				38	N	Albany (NY)	55 63	61	A	Ball St.	69 75	106	H	Buffalo	71 60
								61	H	Ball St.	58 68	126	H	Arizona	59 62
								79	A	Central Mich.	81 79	134	A	Akron	71 81
								79	H	Central Mich.	76 72	134	N	Akron	71 73
								80	N	VCU	80 61	149	A	Western Mich.	80 68
								83	A	Eastern Mich.	41 59	149	H	Western Mich.	80 73
								83	H	Eastern Mich.	46 58	249	N	Columbia	88 75
								88	H	Dayton	57 83	250	A	Ill.-Chicago	60 51
												258	A	Bowling Green	68 60
												258	H	Bowling Green	75 61
												263	A	Northern Ill.	89 83
												263	H	Northern Ill.	66 59
												264	H	Cleveland St.	66 53
												282	A	Miami (OH)	55 50
												318	A	Kent St.	67 64
												318	H	Kent St.	73 67
												336	H	Ark.-Pine Bluff	74 47
LAST 12 Division I GAMES:															
134	N	Akron	71 73	258	A	Bowling Green	68 60	51	H	Ohio	57 77	106	H	Buffalo	71 60
61	H	Ball St.	58 68	318	A	Kent St.	67 64	149	A	Western Mich.	80 68	258	H	Bowling Green	75 61
79	H	Central Mich.	76 72	258	H	Bowling Green	75 61								
263	A	Northern Ill.	89 83												
83	H	Eastern Mich.	46 58												
79	A	Central Mich.	81 79												

Non-Div I Games:

Toledo

Average RPI Win:	202	WON-LOST	WINNING	LAST 10	STRENGTH OF	OPP. STRENGTH	TEAM	ADJ.	CONF.	ADJ CONF.
Average RPI Loss:	153	RECORD	PCT. RANK	GAMES	SCHEDULE	OF SCHEDULE	RPI	RPI	RPI	RPI
DIV. I ONLY	7- 24	307	2- 8	189	163	286	286	13	13	
DIV. I NON-CONF.	3- 8	257	0- 0	276	276	296	296	11	11	
TOTALS	RPI 1-25	RPI 26-50	W-L RECORDS	RPI 51-100	RPI 101-150	RPI 150+				
7- 24	0- 0	0- 3	OVERALL	0- 6	1- 2	6- 13				
4- 9	0- 0	0- 2	HOME	0- 2	1- 0	3- 5				
1- 14	0- 0	0- 1	AWAY	0- 3	0- 2	1- 8				
2- 1	0- 0	0- 0	NEUTRAL	0- 1	0- 0	2- 0				
3- 8	0- 0	0- 1	NON-CONFERENCE	0- 1	0- 1	3- 5				
2- 2	0- 0	0- 1	HOME	0- 0	0- 0	2- 1				
0- 6	0- 0	0- 0	AWAY	0- 1	0- 1	0- 4				
1- 0	0- 0	0- 0	NEUTRAL	0- 0	0- 0	1- 0				
4- 16	0- 0	0- 2	CONFERENCE	0- 5	1- 1	3- 8				
2- 7	0- 0	0- 1	HOME	0- 2	1- 0	1- 4				
1- 8	0- 0	0- 1	AWAY	0- 2	0- 1	1- 4				
1- 1	0- 0	0- 0	NEUTRAL	0- 1	0- 0	1- 0				

RPI S	Opponent	Score	RPI S	Opponent	Score	RPI S	Opponent	Score	RPI S	Opponent	Score	Team's RPI: 286
34	A James Madison	45 61	63	A Hofstra	60 64	101	A Elon	58 80				
34	H James Madison	57 64	63	H Hofstra	56 74	101	H Elon	85 78				
49	H Auburn	52 74	86	A Minnesota	86 105	110	A Georgetown	46 82				
			90	A Drexel	40 56	154	A Northeastern	72 71				
			90	H Drexel	33 74	154	H Northeastern	63 81				
			90	N Drexel	54 71	157	A Delaware	64 69				
						157	H Delaware	62 66				
						171	A George Mason	76 88				
						176	A Cornell	60 88				
						182	H UMBC	61 51				
						218	A William & Mary	65 78				
						218	H William & Mary	54 73				
						218	N William & Mary	71 65				
						224	N Western Ill.	83 77				
						226	A Col. of Charleston	55 67				
						226	H Col. of Charleston	62 51				
						230	H Coppin St.	69 81				
						276	A UNCW	51 53				
						276	H UNCW	49 52				
						285	A Rider	72 78				
						308	H UMKC	70 47				
						325	A North Florida	72 74				
LAST 12 Division I GAMES:												
90	N Drexel	54 71	90	A Drexel	40 56							
218	N William & Mary	71 65	226	H Col. of Charleston	62 51							
90	H Drexel	33 74	101	A Elon	58 80							
154	H Northeastern	63 81	63	H Hofstra	56 74							
218	A William & Mary	65 78	157	H Delaware	62 66							
34	A James Madison	45 61	226	A Col. of Charleston	55 67							

Non-Div I Games:

Towson

■ Loss,
■ Non-Conf,
■ S Site,
■ H Home
■ A Away
N Neutral

Average RPI Win:	212	WON-LOST	WINNING	LAST 10	STRENGTH OF	OPP. STRENGTH	TEAM	ADJ.	CONF.	ADJ CONF.
Average RPI Loss:	126	RECORD	PCT. RANK	GAMES	SCHEDULE	OF SCHEDULE	RPI	RPI	RPI	RPI
DIV. I ONLY	18- 13	121	8- 2	144	176	112	112	15	15	
DIV. I NON-CONF.	3- 5	216	0- 1	116	174	127	127	14	14	
TOTALS	RPI 1-25	RPI 26-50	W-L RECORDS	RPI 51-100	RPI 101-150	RPI 150+				
18- 13	0- 1	1- 2	OVERALL	2- 3	3- 2	12- 5				
8- 3	0- 0	0- 1	HOME	1- 0	2- 0	5- 2				
7- 10	0- 1	0- 1	AWAY	0- 3	1- 2	6- 3				
3- 0	0- 0	1- 0	NEUTRAL	1- 0	0- 0	1- 0				
3- 5	0- 1	0- 0	NON-CONFERENCE	0- 2	0- 1	3- 1				
1- 0	0- 0	0- 0	HOME	0- 0	0- 0	1- 0				
2- 5	0- 1	0- 0	AWAY	0- 2	0- 1	2- 1				
0- 0	0- 0	0- 0	NEUTRAL	0- 0	0- 0	0- 0				
15- 8	0- 0	1- 2	CONFERENCE	2- 1	3- 1	9- 4				
7- 3	0- 0	0- 1	HOME	1- 0	2- 0	4- 2				
5- 5	0- 0	0- 1	AWAY	0- 1	1- 1	4- 2				
3- 0	0- 0	1- 0	NEUTRAL	1- 0	0- 0	1- 0				

RPI 1-25			RPI 26-50			RPI 51-100			RPI 101+			Team's RPI: 112
RPI	S	Opponent	Score	RPI	S	Opponent	Score	RPI	S	Opponent	Score	Score
5	A	Oregon St.	31 73	40	A	Arkansas St.	80 94	77	A	Vanderbilt	43 97	115 A Samford 69 73
				40	H	Arkansas St.	81 101	82	A	Belmont	93 102	116 A La.-Lafayette 53 56
				40	N	Arkansas St.	96 89	98	A	Little Rock	64 79	116 H La.-Lafayette 90 83
								98	H	Little Rock	78 71	150 A UT Arlington 80 70
								98	N	Little Rock	61 60	150 H UT Arlington 88 71
												156 A UAB 67 89
												194 A South Ala. 63 65
												194 H South Ala. 71 75
												194 N South Ala. 62 49
												209 A Alabama St. 73 59
												245 A Texas St. 88 73
												245 H Texas St. 112 79
												253 A Appalachian St. 100 89
												253 H Appalachian St. 81 96
												270 A La.-Monroe 73 77
												270 H La.-Monroe 74 64
												271 A Georgia St. 97 90
												271 H Georgia St. 89 78
												291 A Ga. Southern 81 66
												291 H Ga. Southern 84 68
												311 H Nicholls St. 104 51
												319 A Southeastern La. 100 90
LAST 12 Division I GAMES:												
5	A	Oregon St.	31 73	270	H	La.-Monroe	74 64					
98	N	Little Rock	61 60	116	H	La.-Lafayette	90 83					
40	N	Arkansas St.	96 89	253	A	Appalachian St.	100 89					
194	N	South Ala.	62 49	194	A	South Ala.	63 65					
150	A	UT Arlington	80 70	271	H	Georgia St.	89 78					
245	A	Texas St.	88 73	291	H	Ga. Southern	84 68					

Non-Div I Games: West Ala. 103 72 Fort Valley St. 118 72

Troy

Tulane

Through Games Of April 5, 2016

Average RPI Win:	184	WON-LOST	WINNING	LAST 10	STRENGTH OF	OPP. STRENGTH	TEAM	ADJ.	CONF.	ADJ CONF.
Average RPI Loss:	36	RECORD	PCT. RANK	GAMES	SCHEDULE	OF SCHEDULE	RPI	RPI	RPI	RPI
DIV. I ONLY	23- 12	78	6- 4	72	74	64	64	7	7	
DIV. I NON-CONF.	11- 4	64	2- 1	58	63	45	45	7	7	
TOTALS	RPI 1-25	RPI 26-50	W-L RECORDS	RPI 51-100	RPI 101-150	RPI 150+				
23- 12	0- 6	0- 1	OVERALL	4- 4	6- 1	13- 0				
14- 3	0- 2	0- 0	HOME	2- 1	4- 0	8- 0				
7- 6	0- 3	0- 0	AWAY	1- 2	1- 1	5- 0				
2- 3	0- 1	0- 1	NEUTRAL	1- 1	1- 0	0- 0				
11- 4	0- 1	0- 1	NON-CONFERENCE	4- 2	3- 0	4- 0				
8- 0	0- 0	0- 0	HOME	2- 0	3- 0	3- 0				
2- 2	0- 1	0- 0	AWAY	1- 1	0- 0	1- 0				
1- 2	0- 0	0- 1	NEUTRAL	1- 1	0- 0	0- 0				
12- 8	0- 5	0- 0	CONFERENCE	0- 2	3- 1	9- 0				
6- 3	0- 2	0- 0	HOME	0- 1	1- 0	5- 0				
5- 4	0- 2	0- 0	AWAY	0- 1	1- 1	4- 0				
1- 1	0- 1	0- 0	NEUTRAL	0- 0	1- 0	0- 0				

RPI	S	Opponent	Score	RPI	S	Opponent	Score	RPI	S	Opponent	Score	RPI	S	Opponent	Score
1	A	UConn	40 80	27	N	Green Bay	58 79	54	A	FGCU	61 73	121	A	Memphis	67 83
1	H	UConn	38 96					55	A	Temple	67 72	121	N	Memphis	70 64
1	N	UConn	35 82					55	H	Temple	54 72	130	H	LSU	67 63
13	A	Florida St.	72 78					57	H	Saint Louis	66 58	145	H	Southern U.	77 48
20	A	South Fla.	65 77					66	N	Rutgers	51 75	146	A	East Carolina	66 51
20	H	South Fla.	67 71					74	A	Georgia Tech	64 61	146	H	East Carolina	78 73
								91	N	Virginia	67 62	148	H	McNeese St.	74 55
								98	H	Little Rock	69 53	159	H	Alabama	53 52
												179	A	Ole Miss	61 59
												190	A	Tulsa	71 47
												190	H	Tulsa	61 42
												197	A	SMU	54 42
												197	H	SMU	76 64
												243	H	Cincinnati	70 51
												272	A	UCF	65 53
												272	H	UCF	75 54
												283	A	Houston	59 56
												283	H	Houston	70 48
												307	H	Jackson St.	92 49
												310	H	UNCG	74 53
LAST 12 Division I GAMES:															
54	A	FGCU	61 73	1	A	UConn	40 80								
74	A	Georgia Tech	64 61	55	A	Temple	67 72								
159	H	Alabama	53 52	190	H	Tulsa	61 42								
1	N	UConn	35 82	272	A	UCF	65 53								
121	N	Memphis	70 64	197	H	SMU	76 64								
243	H	Cincinnati	70 51	20	A	South Fla.	65 77								

Non-Div I Games:

Tulane

■ Loss,
■ Non-Conf, S Site,
■ Home
■ Away
N Neutral

Average RPI Win: 200	WON-LOST	WINNING	LAST 10	STRENGTH OF	OPP. STRENGTH	TEAM	ADJ.	CONF.	ADJ CONF.
Average RPI Loss: 103	RECORD	PCT. RANK	GAMES	SCHEDULE	OF SCHEDULE	RPI	RPI	RPI	RPI
DIV. I ONLY	12- 19	242	5- 5	131	80	190	190	7	7
DIV. I NON-CONF.	3- 8	257	0- 0	80	68	196	196	7	7
TOTALS	RPI 1-25	RPI 26-50	W-L RECORDS	RPI 51-100	RPI 101-150	RPI 150+			
12- 19	0- 3	0- 2	OVERALL	1- 6	4- 3	7- 5			
5- 9	0- 2	0- 2	HOME	0- 1	1- 2	4- 2			
6- 7	0- 1	0- 0	AWAY	1- 4	3- 0	2- 2			
1- 3	0- 0	0- 0	NEUTRAL	0- 1	0- 1	1- 1			
3- 8	0- 0	0- 2	NON-CONFERENCE	1- 2	1- 2	1- 2			
1- 4	0- 0	0- 2	HOME	0- 0	0- 1	1- 1			
2- 2	0- 0	0- 0	AWAY	1- 2	1- 0	0- 0			
0- 2	0- 0	0- 0	NEUTRAL	0- 0	0- 1	0- 1			
9- 11	0- 3	0- 0	CONFERENCE	0- 4	3- 1	6- 3			
4- 5	0- 2	0- 0	HOME	0- 1	1- 1	3- 1			
4- 5	0- 1	0- 0	AWAY	0- 2	2- 0	2- 2			
1- 1	0- 0	0- 0	NEUTRAL	0- 1	0- 0	1- 0			

RPI 1-25				RPI 26-50				RPI 51-100				RPI 101+ Team's RPI: 190			
RPI	S	Opponent	Score	RPI	S	Opponent	Score	RPI	S	Opponent	Score	RPI	S	Opponent	Score
1	A	UConn	35 95	26	H	Oklahoma	62 75	55	A	Temple	46 66	107	N	Drake	80 91
1	H	UConn	30 94	41	H	Kansas St.	67 75	55	N	Temple	52 78	121	A	Memphis	65 59
20	H	South Fla.	66 72					57	A	Saint Louis	73 82	121	H	Memphis	58 69
								64	A	Tulane	42 61	140	H	Oral Roberts	53 59
								64	H	Tulane	47 71	142	A	Arkansas	74 67
								85	A	UNI	59 75	146	A	East Carolina	55 54
								98	A	Little Rock	74 63	146	H	East Carolina	81 79
												171	N	George Mason	63 64
												184	H	Grambling	79 51
												197	A	SMU	45 62
												197	H	SMU	56 54
												231	H	Indiana St.	63 67
												243	A	Cincinnati	76 63
												243	H	Cincinnati	53 55
												272	A	UCF	74 75
												272	H	UCF	95 71
												283	A	Houston	79 62
												283	H	Houston	44 28
												283	N	Houston	76 38
LAST 12 Division I GAMES:															
		55	N	Temple	52	78		272	H	UCF	95	71			
		283	N	Houston	76	38		283	H	Houston	44	28			
		243	A	Cincinnati	76	63		146	A	East Carolina	55	54			
		20	H	South Fla.	66	72		272	A	UCF	74	75			
		64	A	Tulane	42	61		1	H	UConn	30	94			
		197	A	SMU	45	62		121	H	Memphis	58	69			

Non-Div I Games:

Tulsa

■ Loss,
 ■ Non-Conf,
 ■ S Site,
 ■ Home
 ■ A Away
 N Neutral

U

A

B

A

B

UAB

Page 331

UC Davis

Through Games Of April 5, 2016

Average RPI Win:	252	WON-LOST	WINNING	LAST 10	STRENGTH OF	OPP. STRENGTH	TEAM	ADJ.	CONF.	ADJ CONF.
Average RPI Loss:	128	RECORD	PCT. RANK	GAMES	SCHEDULE	OF SCHEDULE	RPI	RPI	RPI	RPI
DIV. I ONLY	18- 13	121	6- 4	274	221	168	168	22	22	
DIV. I NON-CONF.	6- 6	151	0- 0	274	140	198	198	22	22	
TOTALS	RPI 1-25	RPI 26-50	W-L RECORDS	RPI 51-100	RPI 101-150	RPI 150+				
18- 13	0- 1	0- 1	OVERALL	2- 3	1- 4	15- 4				
7- 5	0- 1	0- 0	HOME	0- 1	1- 1	6- 2				
9- 5	0- 0	0- 0	AWAY	1- 2	0- 2	8- 1				
2- 3	0- 0	0- 1	NEUTRAL	1- 0	0- 1	1- 1				
6- 6	0- 1	0- 1	NON-CONFERENCE	1- 1	0- 0	5- 3				
1- 3	0- 1	0- 0	HOME	0- 0	0- 0	1- 2				
5- 1	0- 0	0- 0	AWAY	1- 1	0- 0	4- 0				
0- 2	0- 0	0- 1	NEUTRAL	0- 0	0- 0	0- 1				
12- 7	0- 0	0- 0	CONFERENCE	1- 2	1- 4	10- 1				
6- 2	0- 0	0- 0	HOME	0- 1	1- 1	5- 0				
4- 4	0- 0	0- 0	AWAY	0- 1	0- 2	4- 1				
2- 1	0- 0	0- 0	NEUTRAL	1- 0	0- 1	1- 0				

RPI 1-25				RPI 26-50				RPI 51-100				RPI 101+ Team's RPI: 168			
RPI	S	Opponent	Score	RPI	S	Opponent	Score	RPI	S	Opponent	Score	RPI	S	Opponent	Score
7	H	Stanford	45 74	38	N	Albany (NY)	70 80	69	A	St. Mary's (CA)	78 71	104	A	Hawaii	50 70
								70	A	UC Riverside	73 80	104	H	Hawaii	60 58
								70	H	UC Riverside	76 90	104	N	Hawaii	59 78
								70	N	UC Riverside	81 72	136	A	Long Beach St.	64 74
								73	A	Utah	58 88	136	H	Long Beach St.	62 75
												175	H	Sacramento St.	77 92
												189	H	Pacific	53 66
												199	A	Cal Poly	75 57
												199	H	Cal Poly	82 71
												205	A	Utah Valley	59 55
												242	A	San Diego St.	65 54
												266	A	UC Santa Barbara	59 66
												266	H	UC Santa Barbara	80 51
												266	N	UC Santa Barbara	71 67
												290	N	Florida A&M	58 61
												294	A	Portland	72 47
												303	A	CSUN	75 52
												303	H	CSUN	57 50
												317	A	Portland St.	82 70
												337	A	UC Irvine	76 70
												337	H	UC Irvine	74 61
												340	A	Cal St. Fullerton	63 59
												340	H	Cal St. Fullerton	80 56
												342	H	Air Force	66 40
LAST 12 Division I GAMES:															
				104	N	Hawaii	59 78					70	H	UC Riverside	76 90
				70	N	UC Riverside	81 72					104	A	Hawaii	50 70
				266	N	UC Santa Barbara	71 67					340	H	Cal St. Fullerton	80 56
				337	A	UC Irvine	76 70					199	H	Cal Poly	82 71
				136	A	Long Beach St.	64 74					340	A	Cal St. Fullerton	63 59
				303	H	CSUN	57 50					70	A	UC Riverside	73 80

Non-Div I Games: Cal St. Monterey Ba91 36

UC Davis

Loss, Non-Conf, S Site, H Home A Away N Neutral

Average RPI Win:	332	WON-LOST	WINNING	LAST 10	STRENGTH OF	OPP. STRENGTH	TEAM	ADJ.	CONF.	ADJ CONF.
Average RPI Loss:	180	RECORD	PCT. RANK	GAMES	SCHEDULE	OF SCHEDULE	RPI	RPI	RPI	RPI
DIV. I ONLY	3- 27	342	0- 10	296	215	337	337	22	22	
DIV. I NON-CONF.	2- 11	306	0- 0	279	128	317	317	22	22	
TOTALS	RPI 1-25	RPI 26-50	W-L RECORDS	RPI 51-100	RPI 101-150	RPI 150+				
3- 27	0- 1	0- 1	OVERALL	0- 4	0- 4	3- 17				
1- 12	0- 0	0- 0	HOME	0- 2	0- 2	1- 8				
2- 14	0- 0	0- 0	AWAY	0- 0	0- 0	2- 1				
0- 1	0- 0	0- 1	NEUTRAL	0- 0	0- 0	0- 0				
2- 11	0- 1	0- 1	NON-CONFERENCE	0- 2	0- 0	2- 7				
1- 3	0- 0	0- 0	HOME	0- 1	0- 0	1- 2				
1- 7	0- 1	0- 0	AWAY	0- 1	0- 0	1- 5				
0- 1	0- 0	0- 1	NEUTRAL	0- 0	0- 0	0- 0				
1- 16	0- 0	0- 0	CONFERENCE	0- 2	0- 4	1- 10				
0- 9	0- 0	0- 0	HOME	0- 1	0- 2	0- 6				
1- 7	0- 0	0- 0	AWAY	0- 1	0- 2	1- 4				
0- 0	0- 0	0- 0	NEUTRAL	0- 0	0- 0	0- 0				

RPI	S	Opponent	Score	RPI	S	Opponent	Score	RPI	S	Opponent	Score	RPI	S	Opponent	Score	Team's RPI: 337
9	A	UCLA	48 83	46	N	Princeton	42 83	52	H	St. John's (NY)	63 85	104	A	Hawaii	35 59	
								56	A	Southern California	56 75	104	H	Hawaii	65 83	
								70	A	UC Riverside	69 93	136	A	Long Beach St.	49 67	
								70	H	UC Riverside	72 84	136	H	Long Beach St.	65 71	
												168	A	UC Davis	61 74	
												168	H	UC Davis	70 76	
												175	A	Sacramento St.	78 126	
												199	A	Cal Poly	38 50	
												199	H	Cal Poly	54 72	
												201	A	San Jose St.	58 79	
												212	A	UNLV	52 72	
												217	A	CSU Bakersfield	39 65	
												234	H	Grand Canyon	53 58	
												247	A	Loyola Marymount	50 95	
												266	A	UC Santa Barbara	37 66	
												266	H	UC Santa Barbara	43 62	
												266	H	UC Santa Barbara	62 80	
												303	A	CSUN	48 62	
												303	H	CSUN	64 83	
												309	H	Northern Ariz.	55 71	
												326	H	Nevada	68 64	
												331	A	Southern Utah	63 58	
												340	A	Cal St. Fullerton	62 58	
												340	H	Cal St. Fullerton	53 66	
LAST 12 Division I GAMES:																
266	H	UC Santa Barbara	43 62	303	A	CSUN	48 62	266	H	UC Santa Barbara	62 80	199	A	Cal Poly	38 50	
168	H	UC Davis	70 76	104	A	Hawaii	35 59	303	H	CSUN	64 83					
70	H	UC Riverside	72 84	340	A	Cal St. Fullerton	62 58									
136	A	Long Beach St.	49 67													
266	A	UC Santa Barbara	37 66													
340	H	Cal St. Fullerton	53 66													

Non-Div I Games: San Diego Christian78 49

UC Irvine

■ Loss,
 ■ Non-Conf, S Site,
 ■ Home
 ■ Away
 N Neutral

UC Riverside

Through Games Of April 5, 2016

Average RPI Win:	228	WON-LOST	WINNING	LAST 10	STRENGTH OF	OPP. STRENGTH	TEAM	ADJ.	CONF.	ADJ CONF.
Average RPI Loss:	64	RECORD	PCT. RANK	GAMES	SCHEDULE	OF SCHEDULE	RPI	RPI	RPI	RPI
DIV. I ONLY	23- 9	52	8- 2	160	181	70	70	22	22	
DIV. I NON-CONF.	7- 8	172	0- 1	68	43	103	103	22	22	
TOTALS	RPI 1-25	RPI 26-50	W-L RECORDS	RPI 51-100	RPI 101-150	RPI 150+				
23- 9	0- 3	0- 1	OVERALL	1- 3	4- 1	18- 1				
11- 1	0- 1	0- 0	HOME	1- 0	2- 0	8- 0				
11- 7	0- 2	0- 1	AWAY	0- 3	2- 1	9- 0				
1- 1	0- 0	0- 0	NEUTRAL	0- 0	0- 0	1- 1				
7- 8	0- 3	0- 1	NON-CONFERENCE	1- 3	0- 1	6- 0				
3- 1	0- 1	0- 0	HOME	1- 0	0- 0	2- 0				
3- 7	0- 2	0- 1	AWAY	0- 3	0- 1	3- 0				
1- 0	0- 0	0- 0	NEUTRAL	0- 0	0- 0	1- 0				
16- 1	0- 0	0- 0	CONFERENCE	0- 0	4- 0	12- 1				
8- 0	0- 0	0- 0	HOME	0- 0	2- 0	6- 0				
8- 0	0- 0	0- 0	AWAY	0- 0	2- 0	6- 0				
0- 1	0- 0	0- 0	NEUTRAL	0- 0	0- 0	0- 1				

RPI 1-25			RPI 26-50			RPI 51-100			Team's RPI: 70	RPI 101+		
RPI	S	Opponent	Score	RPI	S	Opponent	Score	RPI	S	Opponent	Score	
5	A	Oregon St.	65 86	36	A	UTEP	57 68	58	A	Oregon	81 95	104 A Hawaii 77 74
9	H	UCLA	56 70					76	A	San Francisco	76 88	104 H Hawaii 81 77
15	A	Washington	43 78					84	A	California	58 64	128 A Gonzaga 54 88
								97	H	Fresno St.	86 68	136 A Long Beach St. 78 60
												136 H Long Beach St. 83 58
												168 A UC Davis 90 76
												168 H UC Davis 80 73
												168 N UC Davis 72 81
												199 A Cal Poly 75 62
												199 H Cal Poly 93 83
												217 H CSU Bakersfield 81 61
												233 N Southeast Mo. St. 85 67
												234 A Grand Canyon 85 67
												242 A San Diego St. 85 68
												247 H Loyola Marymount 80 62
												266 A UC Santa Barbara 83 53
												266 H UC Santa Barbara 92 81
												273 A Seattle 92 70
												303 A CSUN 84 62
												303 H CSUN 83 76
												337 A UC Irvine 84 72
												337 H UC Irvine 93 69
												340 A Cal St. Fullerton 90 43
												340 H Cal St. Fullerton 69 45
LAST 12 Division I GAMES:												
128	A	Gonzaga	54 88	168	A	UC Davis	90 76					
168	N	UC Davis	72 81	136	H	Long Beach St.	83 58					
340	H	Cal St. Fullerton	69 45	199	A	Cal Poly	75 62					
337	A	UC Irvine	84 72	340	A	Cal St. Fullerton	90 43					
104	H	Hawaii	81 77	303	H	CSUN	83 76					
303	A	CSUN	84 62	168	H	UC Davis	80 73					

Non-Div I Games:

UC Riverside

■ Loss,
 ■ Non-Conf,
 ■ S Site,
 ■ Home
 ■ A Away
 N Neutral

Average RPI Win:	290	WON-LOST	WINNING	LAST 10	STRENGTH OF	OPP. STRENGTH	TEAM	ADJ.	CONF.	ADJ CONF.
Average RPI Loss:	138	RECORD	PCT. RANK	GAMES	SCHEDULE	OF SCHEDULE	RPI	RPI	RPI	RPI
DIV. I ONLY	11- 20	255	4- 6	258	249	266	266	22	22	
DIV. I NON-CONF.	2- 11	306	0- 0	211	195	306	306	22	22	
TOTALS	RPI 1-25	RPI 26-50	W-L RECORDS	RPI 51-100	RPI 101-150	RPI 150+				
11- 20	0- 0	0- 0	OVERALL	0- 6	0- 7	11- 7				
7- 6	0- 0	0- 0	HOME	0- 2	0- 2	7- 2				
4- 13	0- 0	0- 0	AWAY	0- 4	0- 5	4- 4				
0- 1	0- 0	0- 0	NEUTRAL	0- 0	0- 0	0- 1				
2- 11	0- 0	0- 0	NON-CONFERENCE	0- 4	0- 3	2- 4				
2- 3	0- 0	0- 0	HOME	0- 1	0- 0	2- 2				
0- 8	0- 0	0- 0	AWAY	0- 3	0- 3	0- 2				
0- 0	0- 0	0- 0	NEUTRAL	0- 0	0- 0	0- 0				
9- 9	0- 0	0- 0	CONFERENCE	0- 2	0- 4	9- 3				
5- 3	0- 0	0- 0	HOME	0- 1	0- 2	5- 0				
4- 5	0- 0	0- 0	AWAY	0- 1	0- 2	4- 2				
0- 1	0- 0	0- 0	NEUTRAL	0- 0	0- 0	0- 1				

RPI 1-25				RPI 26-50				RPI 51-100				RPI 101+ Team's RPI: 266					
RPI	S	Opponent	Score	RPI	S	Opponent	Score	RPI	S	Opponent	Score	RPI	S	Opponent	Score		
								58	A	Oregon	51	79	104	A	Hawaii	45	59
								70	A	UC Riverside	81	92	104	H	Hawaii	62	63
								70	H	UC Riverside	53	83	113	A	Idaho	42	64
								71	A	Santa Clara	48	66	116	A	La.-Lafayette	42	61
								71	H	Santa Clara	37	48	130	A	LSU	50	68
								93	A	Washington St.	44	61	136	A	Long Beach St.	52	60
													136	H	Long Beach St.	55	58
													168	A	UC Davis	51	80
													168	H	UC Davis	66	59
													168	N	UC Davis	67	71
													186	H	UTRGV	60	62
													199	A	Cal Poly	60	66
													199	H	Cal Poly	78	67
													217	H	CSU Bakersfield	61	60
													247	H	Loyola Marymount	63	70
													259	A	Wyoming	67	76
													268	A	Pepperdine	69	71
													303	A	CSUN	65	49
													303	H	CSUN	70	58
													305	H	Morehead St.	93	78
													337	A	UC Irvine	80	62
													337	A	UC Irvine	62	43
													337	H	UC Irvine	66	37
													340	A	Cal St. Fullerton	65	47
													340	H	Cal St. Fullerton	79	49
LAST 12 Division I GAMES:																	
								168	N	UC Davis	67	71	303	H	CSUN	70	58
								337	A	UC Irvine	62	43	136	A	Long Beach St.	52	60
								104	A	Hawaii	45	59	337	A	UC Irvine	80	62
								199	A	Cal Poly	60	66	104	H	Hawaii	62	63
								337	H	UC Irvine	66	37	340	H	Cal St. Fullerton	79	49
								136	H	Long Beach St.	55	58	168	A	UC Davis	51	80

Non-Div I Games: La Verne 89 41

UC Santa Barbara

■ Loss,
 ■ Non-Conf,
 ■ S Site,
 ■ Home
 ■ A Away
 N Neutral

Average RPI Win:	243	WON-LOST	WINNING	LAST 10	STRENGTH OF	OPP. STRENGTH	TEAM	ADJ.	CONF.	ADJ CONF.
Average RPI Loss:	119	RECORD	PCT. RANK	GAMES	SCHEDULE	OF SCHEDULE	RPI	RPI	RPI	RPI
DIV. I ONLY	7- 23	302	3- 7	166	91	272	272	7	7	
DIV. I NON-CONF.	3- 8	257	0- 0	157	186	250	250	7	7	
TOTALS	RPI 1-25	RPI 26-50	W-L RECORDS	RPI 51-100	RPI 101-150	RPI 150+				
7- 23	0- 3	0- 2	OVERALL	0- 5	0- 5	7- 8				
5- 10	0- 1	0- 1	HOME	0- 3	0- 3	5- 2				
2- 11	0- 2	0- 0	AWAY	0- 2	0- 2	2- 5				
0- 2	0- 0	0- 1	NEUTRAL	0- 0	0- 0	0- 1				
3- 8	0- 0	0- 2	NON-CONFERENCE	0- 1	0- 2	3- 3				
2- 4	0- 0	0- 1	HOME	0- 1	0- 1	2- 1				
1- 3	0- 0	0- 0	AWAY	0- 0	0- 1	1- 2				
0- 1	0- 0	0- 1	NEUTRAL	0- 0	0- 0	0- 0				
4- 15	0- 3	0- 0	CONFERENCE	0- 4	0- 3	4- 5				
3- 6	0- 1	0- 0	HOME	0- 2	0- 2	3- 1				
1- 8	0- 2	0- 0	AWAY	0- 2	0- 1	1- 3				
0- 1	0- 0	0- 0	NEUTRAL	0- 0	0- 0	0- 1				

RPI 1-25				RPI 26-50				RPI 51-100				RPI 101+ Team's RPI: 272			
RPI	S	Opponent	Score	RPI	S	Opponent	Score	RPI	S	Opponent	Score	RPI	S	Opponent	Score
1	A	UConn	51 106	29	N	Florida	79 93	52	H	St. John's (NY)	42 70	106	H	Buffalo	60 66
20	A	South Fla.	63 108	35	H	Oklahoma St.	55 74	55	A	Temple	64 78	121	A	Memphis	59 75
20	H	South Fla.	49 88					55	H	Temple	63 71	121	H	Memphis	52 69
								64	A	Tulane	54 75	134	A	Akron	54 74
								64	H	Tulane	53 65	146	H	East Carolina	56 71
												169	A	Stetson	68 83
												190	A	Tulsa	71 95
												190	H	Tulsa	75 74
												193	H	Butler	63 71
												194	A	South Ala.	77 36
												197	A	SMU	50 65
												197	H	SMU	66 54
												197	N	SMU	74 83
												236	A	Omaha	60 75
												243	A	Cincinnati	80 60
												243	H	Cincinnati	50 68
												283	A	Houston	55 64
												283	H	Houston	65 62
												290	H	Florida A&M	93 55
												304	H	FIU	89 72
LAST 12 Division I GAMES:															
197	N	SMU	74 83	121	H	Memphis	52 69								
55	A	Temple	64 78	197	A	SMU	50 65								
283	H	Houston	65 62	283	A	Houston	55 64								
197	H	SMU	66 54	190	H	Tulsa	75 74								
64	H	Tulane	53 65	121	A	Memphis	59 75								
190	A	Tulsa	71 95	20	H	South Fla.	49 88								

Non-Div I Games:

UCF

■ Loss,
 ■ Non-Conf,
 ■ S Site,
 ■ H Home
 ■ A Away
 N Neutral

Average RPI Win: 96		WON-LOST	WINNING	LAST 10	STRENGTH OF	OPP. STRENGTH	TEAM	ADJ.	CONF.	ADJ CONF.
Average RPI Loss: 21		RECORD	PCT. RANK	GAMES	SCHEDULE	OF SCHEDULE	RPI	RPI	RPI	RPI
DIV. I ONLY		26- 9	44	7- 3	5	4	9	9	1	1
DIV. I NON-CONF.		10- 3	48	2- 1	11	26	13	13	1	1
TOTALS		RPI 1-25	RPI 26-50		W-L RECORDS		RPI 51-100	RPI 101-150	RPI 150+	
26- 9		5- 7	1- 0		OVERALL		11- 2	4- 0	5- 0	
15- 1		5- 1	1- 0		HOME		5- 0	2- 0	2- 0	
8- 5		0- 0	0- 0		AWAY		5- 0	1- 0	2- 0	
3- 3		0- 3	0- 0		NEUTRAL		1- 0	1- 0	1- 0	
10- 3		1- 3	1- 0		NON-CONFERENCE		3- 0	1- 0	4- 0	
6- 1		1- 1	1- 0		HOME		1- 0	1- 0	2- 0	
3- 0		0- 0	0- 0		AWAY		2- 0	0- 0	1- 0	
1- 2		0- 2	0- 0		NEUTRAL		0- 0	0- 0	1- 0	
16- 6		4- 4	0- 0		CONFERENCE		8- 2	3- 0	1- 0	
9- 0		4- 0	0- 0		HOME		4- 0	1- 0	0- 0	
5- 5		0- 3	0- 0		AWAY		3- 2	1- 0	1- 0	
2- 1		0- 1	0- 0		NEUTRAL		1- 0	1- 0	0- 0	

RPI	S	Opponent	Score	RPI	S	Opponent	Score	RPI	S	Opponent	Score	RPI	S	Opponent	Score
2	N	Notre Dame	84 92	34	H	James Madison	90 61	52	H	St. John's (NY)	73 58	104	H	Hawaii	66 50
4	H	South Carolina	65 68					56	A	Southern California	68 71	126	A	Arizona	73 39
5	A	Oregon St.	54 64					56	H	Southern California	78 73	126	H	Arizona	80 53
5	H	Oregon St.	71 51					58	A	Oregon	77 72	126	N	Arizona	72 51
5	N	Oregon St.	57 69					58	H	Oregon	80 69	175	A	Sacramento St.	109 76
6	N	Texas	64 72					59	A	Michigan	86 77	195	A	Colorado	82 64
7	H	Stanford	56 36					70	A	UC Riverside	70 56	206	N	Louisiana Tech	68 57
12	A	Arizona St.	61 65					73	A	Utah	69 63	217	H	CSU Bakersfield	82 68
12	H	Arizona St.	74 61					84	A	California	104 108	337	H	UC Irvine	83 48
15	A	Washington	56 64					84	H	California	75 56				
15	H	Washington	63 59					84	N	California	73 67				
20	H	South Fla.	72 67					93	A	Washington St.	75 73				
								93	H	Washington St.	73 61				
LAST 12 Division I GAMES:															
		6 N Texas	64 72			12 H Arizona St.	74 61								
		20 H South Fla.	72 67			126 H Arizona	80 53								
		104 H Hawaii	66 50			5 A Oregon St.	54 64								
		5 N Oregon St.	57 69			58 A Oregon	77 72								
		84 N California	73 67			15 H Washington	63 59								
		126 N Arizona	72 51			93 H Washington St.	73 61								

Non-Div I Games:

UCLA

Average RPI Win:	99	WON-LOST	WINNING	LAST 10	STRENGTH OF	OPP. STRENGTH	TEAM	ADJ.	CONF.	ADJ CONF.
Average RPI Loss:	0	RECORD	PCT. RANK	GAMES	SCHEDULE	OF SCHEDULE	RPI	RPI	RPI	RPI
DIV. I ONLY	38- 0	1	10- 0	7	26	1	1	7	7	
DIV. I NON-CONF.	17- 0	1	6- 0	1	1	1	1	7	7	
TOTALS	RPI 1-25	RPI 26-50	W-L RECORDS	RPI 51-100	RPI 101-150	RPI 150+				
38- 0	14- 0	2- 0	OVERALL	5- 0	7- 0	10- 0				
15- 0	3- 0	1- 0	HOME	2- 0	4- 0	5- 0				
14- 0	4- 0	1- 0	AWAY	2- 0	2- 0	5- 0				
9- 0	7- 0	0- 0	NEUTRAL	1- 0	1- 0	0- 0				
17- 0	11- 0	2- 0	NON-CONFERENCE	0- 0	2- 0	2- 0				
6- 0	2- 0	1- 0	HOME	0- 0	2- 0	1- 0				
5- 0	3- 0	1- 0	AWAY	0- 0	0- 0	1- 0				
6- 0	6- 0	0- 0	NEUTRAL	0- 0	0- 0	0- 0				
21- 0	3- 0	0- 0	CONFERENCE	5- 0	5- 0	8- 0				
9- 0	1- 0	0- 0	HOME	2- 0	2- 0	4- 0				
9- 0	1- 0	0- 0	AWAY	2- 0	2- 0	4- 0				
3- 0	1- 0	0- 0	NEUTRAL	1- 0	1- 0	0- 0				

RPI	S	Opponent	Score	RPI	S	Opponent	Score	RPI	S	Opponent	Score	RPI	S	Opponent	Score
2	H	Notre Dame	91 81	41	H	Kansas St.	97 57	55	A	Temple	85 60	111	H	Nebraska	88 46
4	A	South Carolina	66 54	42	A	Chattanooga	79 31	55	H	Temple	104 49	121	A	Memphis	86 46
5	N	Oregon St.	80 51					64	A	Tulane	96 38	121	H	Memphis	83 40
6	N	Texas	86 65					64	H	Tulane	80 40	130	H	LSU	86 40
8	N	Syracuse	82 51					64	N	Tulane	82 35	146	A	East Carolina	84 41
10	A	Ohio St.	100 56									146	H	East Carolina	92 46
11	N	Maryland	83 73									146	N	East Carolina	92 51
13	N	Florida St.	73 49									164	H	Robert Morris	101 49
19	H	Duquesne	97 51									190	A	Tulsa	94 30
20	A	South Fla.	75 59									190	H	Tulsa	95 35
20	H	South Fla.	79 59									197	A	SMU	90 37
20	N	South Fla.	77 51									197	H	SMU	88 41
21	N	Mississippi St.	98 38									243	A	Cincinnati	107 45
23	A	DePaul	86 70									243	H	Cincinnati	88 34
LAST 12 Division I GAMES:															
		8 N Syracuse	82 51			20 N South Fla.	77 51								
		5 N Oregon St.	80 51			64 N Tulane	82 35								
		6 N Texas	86 65			146 N East Carolina	92 51								
		21 N Mississippi St.	98 38			20 H South Fla.	79 59								
		19 H Duquesne	97 51			64 H Tulane	80 40								
		164 H Robert Morris	101 49			197 H SMU	88 41								

Non-Div I Games:

UConn

Average RPI Win:	246	WON-LOST	WINNING	LAST 10	STRENGTH OF	OPP. STRENGTH	TEAM	ADJ.	CONF.	ADJ CONF.
Average RPI Loss:	150	RECORD	PCT. RANK	GAMES	SCHEDULE	OF SCHEDULE	RPI	RPI	RPI	RPI
DIV. I ONLY	18- 14	138	5- 5	276	223	182	182	17	17	
DIV. I NON-CONF.	10- 5	91	1- 1	273	290	149	149	18	18	
TOTALS	RPI 1-25	RPI 26-50	W-L RECORDS	RPI 51-100	RPI 101-150	RPI 150+				
18- 14	0- 0	0- 3	OVERALL	1- 2	0- 2	17- 7				
9- 6	0- 0	0- 2	HOME	1- 1	0- 0	8- 3				
8- 8	0- 0	0- 1	AWAY	0- 1	0- 2	8- 4				
1- 0	0- 0	0- 0	NEUTRAL	0- 0	0- 0	1- 0				
10- 5	0- 0	0- 1	NON-CONFERENCE	1- 0	0- 2	9- 2				
5- 2	0- 0	0- 1	HOME	1- 0	0- 0	4- 1				
4- 3	0- 0	0- 0	AWAY	0- 0	0- 2	4- 1				
1- 0	0- 0	0- 0	NEUTRAL	0- 0	0- 0	1- 0				
8- 9	0- 0	0- 2	CONFERENCE	0- 2	0- 0	8- 5				
4- 4	0- 0	0- 1	HOME	0- 1	0- 0	4- 2				
4- 5	0- 0	0- 1	AWAY	0- 1	0- 0	4- 3				
0- 0	0- 0	0- 0	NEUTRAL	0- 0	0- 0	0- 0				

RPI S	Opponent	Score	RPI S	Opponent	Score	RPI S	Opponent	Score	RPI S	Opponent	Score	Team's RPI: 182
32	H Penn	46 81	67	A Maine	55 65	123	A Saint Joseph's	45 104				
38	A Albany (NY)	39 63	67	H Maine	38 72	129	A Youngstown St.	48 67				
38	H Albany (NY)	42 77	92	H Bucknell	65 52	158	A Stony Brook	69 65				
						158	H Stony Brook	60 69				
						202	H Fairfield	61 49				
						204	A Loyola Maryland	52 46				
						221	A Hartford	57 65				
						221	H Hartford	58 51				
						223	A Binghamton	41 49				
						223	A Binghamton	56 70				
						223	H Binghamton	62 51				
						230	A Coppin St.	68 61				
						240	A New Hampshire	65 55				
						240	H New Hampshire	59 67				
						249	H Columbia	68 70				
						255	A Morgan St.	65 46				
						274	H American	47 46				
						277	A Vermont	74 60				
						277	H Vermont	85 48				
						279	A UMES	55 52				
						281	H La Salle	60 29				
						285	H Rider	58 53				
						285	N Rider	67 58				
						286	A Towson	51 61				
						323	A UMass Lowell	68 44				
						323	H UMass Lowell	68 52				
LAST 12 Division I GAMES:												
129	A Youngstown St.	48 67	221	H Hartford	58 51							
202	H Fairfield	61 49	323	H UMass Lowell	68 52							
223	A Binghamton	41 49	158	A Stony Brook	69 65							
240	H New Hampshire	59 67	67	H Maine	38 72							
223	A Binghamton	56 70	38	A Albany (NY)	39 63							
277	A Vermont	74 60	240	A New Hampshire	65 55							

Non-Div I Games:

UMBC

■ Loss,
 ■ Non-Conf,
 ■ S Site,
 ■ Home
 ■ A Away
 N Neutral

UMES				STRENGTH OF SCHEDULE	OPP. STRENGTH OF SCHEDULE	TEAM RPI	ADJ. RPI	CONF. RPI	ADJ CONF. RPI
Average RPI Win:	276	WON-LOST RECORD	WINNING PCT. RANK						
Average RPI Loss:	206		LAST 10 GAMES						
DIV. I ONLY	11- 17	238	7- 3	304	329	279	279	32	32
DIV. I NON-CONF.	1- 10	330	0- 0	91	213	284	284	30	30

TOTALS	RPI 1-25	RPI 26-50	W-L RECORDS	RPI 51-100	RPI 101-150	RPI 150+			
11- 17	0- 2	0- 0	OVERALL	0- 1	0- 2	11- 12			
6- 8	0- 1	0- 0	HOME	0- 0	0- 2	6- 5			
5- 8	0- 1	0- 0	AWAY	0- 1	0- 0	5- 6			
0- 1	0- 0	0- 0	NEUTRAL	0- 0	0- 0	0- 1			
1- 10	0- 2	0- 0	NON-CONFERENCE	0- 1	0- 2	1- 5			
1- 5	0- 1	0- 0	HOME	0- 0	0- 2	1- 2			
0- 5	0- 1	0- 0	AWAY	0- 1	0- 0	0- 3			
0- 0	0- 0	0- 0	NEUTRAL	0- 0	0- 0	0- 0			
10- 7	0- 0	0- 0	CONFERENCE	0- 0	0- 0	10- 7			
5- 3	0- 0	0- 0	HOME	0- 0	0- 0	5- 3			
5- 3	0- 0	0- 0	AWAY	0- 0	0- 0	5- 3			
0- 1	0- 0	0- 0	NEUTRAL	0- 0	0- 0	0- 1			

RPI 1-25				RPI 26-50				RPI 51-100				RPI 101+ Team's RPI: 279			
RPI	S	Opponent	Score	RPI	S	Opponent	Score	RPI	S	Opponent	Score	RPI	S	Opponent	Score
11	H	Maryland	30 106					80	A	VCU	39 63	110	H	Georgetown	60 71
19	A	Duquesne	59 95									135	H	Old Dominion	52 69
												154	A	Northeastern	49 60
												170	A	Xavier	56 61
												177	A	N.C. A&T	56 50
												182	H	UMBC	52 55
												191	H	USC Upstate	78 59
												207	H	Hampton	55 76
												230	A	Coppin St.	54 61
												241	H	Bethune-Cookman	76 71
												255	A	Morgan St.	50 42
												255	H	Morgan St.	69 77
												290	H	Florida A&M	61 47
												293	A	South Carolina St.	63 56
												293	H	South Carolina St.	61 55
												297	A	Savannah St.	42 60
												310	A	UNCG	51 71
												316	H	Mt. St. Mary's	50 57
												321	A	Delaware St.	70 61
												321	H	Delaware St.	54 49
												327	A	Howard	79 57
												327	H	Howard	62 59
												327	N	Howard	51 68
												347	H	Norfolk St.	63 74
												347	H	Norfolk St.	63 74
												348	A	N.C. Central	46 49

LAST 12 Division I GAMES:															
				327	N	Howard	51 68					321	A	Delaware St.	70 61
				255	A	Morgan St.	50 42					347	H	Norfolk St.	63 74
				321	H	Delaware St.	54 49					207	H	Hampton	55 76
				290	H	Florida A&M	61 47					327	H	Howard	62 59
				293	H	South Carolina St.	61 55					230	A	Coppin St.	54 61
				327	A	Howard	79 57					241	H	Bethune-Cookman	76 71

Non-Div I Games: Cheyney 76 46

UMES

■ Loss,
 ■ Non-Conf,
 ■ S Site,
 ■ Home
 ■ Away
 N Neutral

UMKC				Through Games Of April 5, 2016						
Average RPI Win:	254	WON-LOST	WINNING	LAST 10	STRENGTH OF	OPP. STRENGTH	TEAM	ADJ.	CONF.	ADJ CONF.
Average RPI Loss:	209	RECORD	PCT. RANK	GAMES	SCHEDULE	OF SCHEDULE	RPI	RPI	RPI	RPI
DIV. I ONLY	8- 18	274	4- 6	338	275	308	308	29	29	
DIV. I NON-CONF.	3- 8	257	0- 0	333	259	321	321	25	25	
TOTALS	RPI 1-25	RPI 26-50	W-L RECORDS	RPI 51-100	RPI 101-150	RPI 150+				
8- 18	0- 0	0- 0	OVERALL	0- 2	0- 3	8- 13				
3- 8	0- 0	0- 0	HOME	0- 1	0- 1	3- 6				
5- 9	0- 0	0- 0	AWAY	0- 1	0- 2	5- 6				
0- 1	0- 0	0- 0	NEUTRAL	0- 0	0- 0	0- 1				
3- 8	0- 0	0- 0	NON-CONFERENCE	0- 0	0- 3	3- 5				
1- 3	0- 0	0- 0	HOME	0- 0	0- 1	1- 2				
2- 5	0- 0	0- 0	AWAY	0- 0	0- 2	2- 3				
0- 0	0- 0	0- 0	NEUTRAL	0- 0	0- 0	0- 0				
5- 10	0- 0	0- 0	CONFERENCE	0- 2	0- 0	5- 8				
2- 5	0- 0	0- 0	HOME	0- 1	0- 0	2- 4				
3- 4	0- 0	0- 0	AWAY	0- 1	0- 0	3- 3				
0- 1	0- 0	0- 0	NEUTRAL	0- 0	0- 0	0- 1				

RPI 1-25			RPI 26-50			RPI 51-100			RPI 101+ Team's RPI: 308		
RPI	S	Opponent	Score	RPI	S	Opponent	Score	RPI	S	Opponent	Score
						94 A New Mexico St.	74 78	109 A Northwestern		38 80	
						94 H New Mexico St.	62 68	141 A Milwaukee		48 70	
								147 H SIUE		58 63	
								186 A UTRGV		59 57	
								186 H UTRGV		53 62	
								205 A Utah Valley		71 79	
								205 H Utah Valley		44 58	
								205 N Utah Valley		53 61	
								217 A CSU Bakersfield		56 40	
								217 H CSU Bakersfield		68 78	
								222 A Kansas		47 44	
								231 H Indiana St.		47 77	
								233 A Southeast Mo. St.		65 78	
								234 A Grand Canyon		63 57	
								234 H Grand Canyon		59 68	
								236 A Omaha		42 57	
								255 A Morgan St.		59 50	
								273 A Seattle		63 69	
								273 H Seattle		64 43	
								286 A Towson		47 70	
								300 H Denver		68 58	
								325 H North Florida		55 62	
								345 A Chicago St.		72 77	
								345 H Chicago St.		67 50	
LAST 12 Division I GAMES:											
						205 N Utah Valley	53 61	273 H Seattle		64 43	
						345 H Chicago St.	67 50	217 H CSU Bakersfield		68 78	
						94 A New Mexico St.	74 78	345 A Chicago St.		72 77	
						205 H Utah Valley	44 58	234 A Grand Canyon		63 57	
						234 H Grand Canyon	59 68	205 A Utah Valley		71 79	
						186 A UTRGV	59 57	186 H UTRGV		53 62	

Non-Div I Games: Stephens College 76 46 Bethany (KS) 64 51

UMKC

Loss, Non-Conf, S Site, H Home A Away N Neutral

Average RPI Win:	297	WON-LOST	WINNING	LAST 10	STRENGTH OF	OPP. STRENGTH	TEAM	ADJ.	CONF.	ADJ CONF.
Average RPI Loss:	175	RECORD	PCT. RANK	GAMES	SCHEDULE	OF SCHEDULE	RPI	RPI	RPI	RPI
DIV. I ONLY	4- 24	327	1- 9	240	232	323	323	17	17	
DIV. I NON-CONF.	3- 9	272	0- 0	287	292	297	297	18	18	
TOTALS	RPI 1-25	RPI 26-50	W-L RECORDS	RPI 51-100	RPI 101-150	RPI 150+				
4- 24	0- 1	0- 3	OVERALL	0- 2	0- 1	4- 17				
2- 10	0- 0	0- 1	HOME	0- 1	0- 0	2- 8				
2- 14	0- 0	0- 0	AWAY	0- 0	0- 0	2- 0				
0- 0	0- 0	0- 0	NEUTRAL	0- 0	0- 0	0- 0				
3- 9	0- 1	0- 1	NON-CONFERENCE	0- 0	0- 1	3- 6				
2- 2	0- 0	0- 0	HOME	0- 0	0- 0	2- 2				
1- 7	0- 1	0- 1	AWAY	0- 0	0- 1	1- 4				
0- 0	0- 0	0- 0	NEUTRAL	0- 0	0- 0	0- 0				
1- 15	0- 0	0- 2	CONFERENCE	0- 2	0- 0	1- 11				
0- 8	0- 0	0- 1	HOME	0- 1	0- 0	0- 6				
1- 7	0- 0	0- 1	AWAY	0- 1	0- 0	1- 5				
0- 0	0- 0	0- 0	NEUTRAL	0- 0	0- 0	0- 0				

RPI 1-25				RPI 26-50				RPI 51-100				RPI 101+ Team's RPI: 323			
RPI	S	Opponent	Score	RPI	S	Opponent	Score	RPI	S	Opponent	Score	RPI	S	Opponent	Score
11	A	Maryland	53 102	28	A	Miami (FL)	53 84	67	A	Maine	44 74	120	A	Boston College	55 66
				38	A	Albany (NY)	57 88	67	H	Maine	46 73	158	A	Stony Brook	46 60
				38	H	Albany (NY)	55 85					158	H	Stony Brook	50 64
												182	A	UMBC	52 68
												182	H	UMBC	44 68
												216	A	Rhode Island	64 72
												221	A	Hartford	59 72
												221	H	Hartford	70 75
												223	A	Binghamton	52 55
												223	H	Binghamton	70 75
												225	A	Massachusetts	58 84
												237	H	Bryant	64 83
												240	A	New Hampshire	61 65
												240	H	New Hampshire	55 63
												249	H	Columbia	57 67
												254	H	Holy Cross	75 67
												275	A	Central Conn. St.	53 64
												277	A	Vermont	68 66
												277	H	Vermont	51 59
												304	A	FIU	68 71
												314	A	Fairleigh Dickinson	78 67
												344	H	Boston U.	70 57
LAST 12 Division I GAMES:															
				38	A	Albany (NY)	57 88	158	A	Stony Brook	46 60				
				223	A	Binghamton	52 55	221	H	Hartford	70 75				
				240	H	New Hampshire	55 63	38	H	Albany (NY)	55 85				
				182	A	UMBC	52 68	223	H	Binghamton	70 75				
				67	H	Maine	46 73	240	A	New Hampshire	61 65				
				277	A	Vermont	68 66	277	H	Vermont	51 59				

Non-Div I Games:

UMass Lowell

■ Loss,
 ■ Non-Conf,
 ■ S Site,
 ■ H Home
 ■ A Away
 N Neutral

UNC Asheville

Through Games Of April 5, 2016

Average RPI Win:	248	WON-LOST	WINNING	LAST 10	STRENGTH OF	OPP. STRENGTH	TEAM	ADJ.	CONF.	ADJ CONF.
Average RPI Loss:	177	RECORD	PCT. RANK	GAMES	SCHEDULE	OF SCHEDULE	RPI	RPI	RPI	RPI
DIV. I ONLY	24- 7	31	7- 3	301	292	117	117	25	25	
DIV. I NON-CONF.	5- 3	108	0- 1	329	209	167	167	29	29	
TOTALS	RPI 1-25	RPI 26-50	W-L RECORDS	RPI 51-100	RPI 101-150	RPI 150+				
24- 7	0- 1	0- 0	OVERALL	0- 0	2- 1	22- 5				
14- 2	0- 0	0- 0	HOME	0- 0	2- 0	12- 2				
10- 5	0- 1	0- 0	AWAY	0- 0	0- 0	10- 0				
0- 0	0- 0	0- 0	NEUTRAL	0- 0	0- 0	0- 0				
5- 3	0- 1	0- 0	NON-CONFERENCE	0- 0	0- 0	5- 2				
3- 0	0- 0	0- 0	HOME	0- 0	0- 0	3- 0				
2- 3	0- 1	0- 0	AWAY	0- 0	0- 0	2- 2				
0- 0	0- 0	0- 0	NEUTRAL	0- 0	0- 0	0- 0				
19- 4	0- 0	0- 0	CONFERENCE	0- 0	2- 1	17- 3				
11- 2	0- 0	0- 0	HOME	0- 0	2- 0	9- 2				
8- 2	0- 0	0- 0	AWAY	0- 0	0- 1	8- 1				
0- 0	0- 0	0- 0	NEUTRAL	0- 0	0- 0	0- 0				

RPI 1-25				RPI 26-50				RPI 51-100				RPI 101+ Team's RPI: 117			
RPI	S	Opponent	Score	RPI	S	Opponent	Score	RPI	S	Opponent	Score	RPI	S	Opponent	Score
14	A	Kentucky	31 85									127	A	Liberty	53 71
												127	H	Liberty	64 62
												127	H	Liberty	56 51
												166	A	ETSU	68 74
												178	A	Radford	54 46
												178	H	Radford	58 48
												187	A	Presbyterian	72 63
												187	H	Presbyterian	68 59
												187	H	Presbyterian	65 55
												191	H	USC Upstate	68 59
												213	A	Gardner-Webb	51 57
												213	H	Gardner-Webb	56 58
												219	H	Furman	84 71
												251	A	Clemson	49 67
												252	A	High Point	82 81
												252	H	High Point	85 64
												257	A	Campbell	72 58
												257	H	Campbell	56 64
												257	H	Campbell	70 42
												287	A	Coastal Caro.	63 52
												287	H	Coastal Caro.	77 69
												288	A	Charleston So.	58 50
												288	H	Charleston So.	91 68
												301	A	Western Caro.	67 45
												306	A	Wofford	70 63
												310	H	UNCG	95 52
LAST 12 Division I GAMES:															
14	A	Kentucky	31 85	257	H	Campbell	56 64	213	A	Gardner-Webb	51 57	178	H	Radford	58 48
127	H	Liberty	64 62	127	H	Liberty	56 51	315	A	Longwood	61 54	127	H	Liberty	56 51
187	H	Presbyterian	65 55	287	H	Coastal Caro.	77 69								
257	H	Campbell	70 42												
252	H	High Point	85 64												
288	H	Charleston So.	91 68												

Non-Div I Games: Montreat 89 41 Warren Wilson 108 47

UNC Asheville

Loss, Non-Conf, S Site, H Home A Away N Neutral

RPI	S	Opponent	Score	
315	A	Longwood	61	54
315	H	Longwood	81	42
328	A	Winthrop	67	59
328	H	Winthrop	63	55

UNC Asheville

Average RPI Win: 299	WON-LOST	WINNING	LAST 10	STRENGTH OF	OPP. STRENGTH	TEAM	ADJ.	CONF.	ADJ CONF.
Average RPI Loss: 168	RECORD	PCT. RANK	GAMES	SCHEDULE	OF SCHEDULE	RPI	RPI	RPI	RPI
DIV. I ONLY	6- 21	310	0- 10	237	260	310	310	18	18
DIV. I NON-CONF.	6- 6	151	0- 0	247	339	199	199	16	16
TOTALS	RPI 1-25	RPI 26-50	W-L RECORDS	RPI 51-100	RPI 101-150	RPI 150+			
6- 21	0- 1	0- 2	OVERALL	0- 1	0- 6	6- 11			
4- 8	0- 0	0- 1	HOME	0- 0	0- 2	4- 5			
1- 12	0- 1	0- 1	AWAY	0- 1	0- 3	1- 6			
1- 1	0- 0	0- 0	NEUTRAL	0- 0	0- 1	1- 0			
6- 6	0- 1	0- 0	NON-CONFERENCE	0- 1	0- 1	6- 3			
4- 1	0- 0	0- 0	HOME	0- 0	0- 0	4- 1			
1- 5	0- 1	0- 0	AWAY	0- 1	0- 1	1- 2			
1- 0	0- 0	0- 0	NEUTRAL	0- 0	0- 0	1- 0			
0- 15	0- 0	0- 2	CONFERENCE	0- 0	0- 5	0- 8			
0- 7	0- 0	0- 1	HOME	0- 0	0- 2	0- 4			
0- 7	0- 0	0- 1	AWAY	0- 0	0- 2	0- 4			
0- 1	0- 0	0- 0	NEUTRAL	0- 0	0- 1	0- 0			

RPI 1-25				RPI 26-50				RPI 51-100				RPI 101+ Team's RPI: 310			
RPI	S	Opponent	Score	RPI	S	Opponent	Score	RPI	S	Opponent	Score	RPI	S	Opponent	Score
4	A	South Carolina	44 92	42	A	Chattanooga	61 72	64	A	Tulane	53 74	115	A	Samford	49 80
				42	H	Chattanooga	53 74					115	H	Samford	52 57
												117	A	UNC Asheville	52 95
												119	A	Mercer	47 81
												119	H	Mercer	78 86
												119	N	Mercer	53 75
												166	A	ETSU	73 89
												166	H	ETSU	77 80
												191	A	USC Upstate	61 84
												213	A	Gardner-Webb	57 59
												219	A	Furman	71 85
												219	H	Furman	59 75
												252	H	High Point	82 72
												264	N	Cleveland St.	55 51
												279	H	UMES	71 51
												280	H	Tennessee Tech	64 73
												301	A	Western Caro.	72 84
												301	H	Western Caro.	80 84
												306	A	Wofford	64 104
												306	H	Wofford	56 58
												315	H	Longwood	81 60
												334	A	New Orleans	81 79
												348	H	N.C. Central	103 56
LAST 12 Division I GAMES:															
				119	N	Mercer	53 75			119	A	Mercer	47 81		
				301	H	Western Caro.	80 84			115	A	Samford	49 80		
				306	A	Wofford	64 104			301	A	Western Caro.	72 84		
				219	A	Furman	71 85			219	H	Furman	59 75		
				166	H	ETSU	77 80			306	H	Wofford	56 58		
				42	H	Chattanooga	53 74			42	A	Chattanooga	61 72		

Non-Div I Games: Barton 82 55 Pfeiffer 71 52 Francis Marion 63 **66**

UNCG

Loss, Non-Conf, S Site, H Home A Away N Neutral

Average RPI Win:	265	WON-LOST	WINNING	LAST 10	STRENGTH OF	OPP. STRENGTH	TEAM	ADJ.	CONF.	ADJ CONF.
Average RPI Loss:	125	RECORD	PCT. RANK	GAMES	SCHEDULE	OF SCHEDULE	RPI	RPI	RPI	RPI
DIV. I ONLY	6- 23	312	1- 9	153	149	276	276	13	13	
DIV. I NON-CONF.	3- 7	248	0- 0	165	224	225	225	11	11	
TOTALS	RPI 1-25	RPI 26-50	W-L RECORDS	RPI 51-100	RPI 101-150	RPI 150+				
6- 23	0- 0	0- 4	OVERALL	0- 6	1- 2	5- 11				
3- 11	0- 0	0- 2	HOME	0- 3	1- 1	2- 5				
3- 11	0- 0	0- 2	AWAY	0- 3	0- 1	3- 5				
0- 1	0- 0	0- 0	NEUTRAL	0- 0	0- 0	0- 1				
3- 7	0- 0	0- 2	NON-CONFERENCE	0- 2	1- 0	2- 3				
1- 4	0- 0	0- 1	HOME	0- 1	1- 0	0- 2				
2- 3	0- 0	0- 1	AWAY	0- 1	0- 0	2- 1				
0- 0	0- 0	0- 0	NEUTRAL	0- 0	0- 0	0- 0				
3- 16	0- 0	0- 2	CONFERENCE	0- 4	0- 2	3- 8				
2- 7	0- 0	0- 1	HOME	0- 2	0- 1	2- 3				
1- 8	0- 0	0- 1	AWAY	0- 2	0- 1	1- 4				
0- 1	0- 0	0- 0	NEUTRAL	0- 0	0- 0	0- 1				

RPI S	Opponent	Score	RPI S	Opponent	Score	RPI S	Opponent	Score	RPI S	Opponent	Score	Team's RPI: 276
34	A James Madison	40 60	34	H James Madison	41 77	51	H Ohio	59 75	101	A Elon	53 70	
42	H Chattanooga	33 61	63	A Hofstra	38 62	63	H Hofstra	64 68	101	H Elon	60 67	
50	A Duke	56 78	63	H Hofstra	64 68	80	A VCU	45 58	125	H Jacksonville	51 49	
			90	A Drexel	60 66	90	A Drexel	57 71	154	A Northeastern	52 69	
									154	H Northeastern	66 72	
									157	A Delaware	59 67	
									157	H Delaware	44 56	
									169	H Stetson	49 52	
									196	H Davidson	50 77	
									200	A Richmond	53 63	
									218	A William & Mary	65 77	
									218	H William & Mary	59 44	
									226	A Col. of Charleston	24 68	
									226	H Col. of Charleston	53 64	
									226 N	Col. of Charleston	62 71	
									286	A Towson	52 49	
									286	H Towson	53 51	
									325	A North Florida	63 47	
									347	A Norfolk St.	61 57	
LAST 12 Division I GAMES:												
226 N	Col. of Charleston	62 71	90	A Drexel	60 66							
226	A Col. of Charleston	24 68	154	H Northeastern	66 72							
157	H Delaware	44 56	218	H William & Mary	59 44							
34	H James Madison	41 77	90	H Drexel	57 71							
154	A Northeastern	52 69	34	A James Madison	40 60							
63	A Hofstra	38 62	286	H Towson	53 51							

Non-Div I Games: UNC Pembroke 68 43

UNCW

■ Loss,
 ■ Non-Conf,
 ■ S Site,
 ■ Home
 ■ A Away
 N Neutral

UNI				STRENGTH OF SCHEDULE	OPP. STRENGTH OF SCHEDULE	TEAM RPI	ADJ. RPI	CONF. RPI	ADJ CONF. RPI
Average RPI Win:	204	WON-LOST RECORD	WINNING PCT. RANK						
Average RPI Loss:	95		LAST 10 GAMES						
DIV. I ONLY	23- 11	74	8- 2	106	168	85	85	21	21
DIV. I NON-CONF.	5- 7	197	1- 1	24	30	107	107	19	19
<hr/>									
TOTALS	RPI 1-25	RPI 26-50	W-L RECORDS	RPI 51-100	RPI 101-150	RPI 150+			
23- 11	0- 0	1- 3	OVERALL	2- 3	7- 4	13- 1			
10- 4	0- 0	1- 0	HOME	0- 2	2- 2	7- 0			
9- 5	0- 0	0- 2	AWAY	1- 0	3- 2	5- 1			
4- 2	0- 0	0- 1	NEUTRAL	1- 1	2- 0	1- 0			
5- 7	0- 0	1- 3	NON-CONFERENCE	1- 1	2- 3	1- 0			
2- 2	0- 0	1- 0	HOME	0- 1	0- 1	1- 0			
1- 4	0- 0	0- 2	AWAY	0- 0	1- 2	0- 0			
2- 1	0- 0	0- 1	NEUTRAL	1- 0	1- 0	0- 0			
18- 4	0- 0	0- 0	CONFERENCE	1- 2	5- 1	12- 1			
8- 2	0- 0	0- 0	HOME	0- 1	2- 1	6- 0			
8- 1	0- 0	0- 0	AWAY	1- 0	2- 0	5- 1			
2- 1	0- 0	0- 0	NEUTRAL	0- 1	1- 0	1- 0			

RPI 1-25				RPI 26-50				RPI 51-100				Team's RPI: 85	RPI 101+			
RPI	S	Opponent	Score	RPI	S	Opponent	Score	RPI	S	Opponent	Score		RPI	S	Opponent	Score
				37	A	South Dakota	50 51	68	H	Iowa	65 80		103	A	North Dakota	59 64
				37	H	South Dakota	64 43	74	N	Georgia Tech	61 58		107	A	Drake	79 73
				44	A	South Dakota St.	86 89	81	A	Missouri St.	65 60		107	H	Drake	64 58
				47	N	Seton Hall	49 57	81	H	Missouri St.	75 78		107	H	Drake	85 74
								81	N	Missouri St.	58 71		111	A	Nebraska	64 62
													118	A	Creighton	61 69
													134	N	Akron	59 51
													137	H	Iowa St.	75 84
													144	A	Southern Ill.	73 64
													144	H	Southern Ill.	60 65
													144	N	Southern Ill.	67 43
													183	A	Loyola Chicago	60 64
													183	H	Loyola Chicago	63 52
													190	H	Tulsa	75 59
													231	A	Indiana St.	61 45
													231	H	Indiana St.	53 42
													299	A	Bradley	55 47
													299	H	Bradley	65 41
													299	N	Bradley	46 45
													301	A	Wichita St.	55 44
													301	H	Wichita St.	69 48
													322	A	Illinois St.	61 35
													322	H	Illinois St.	65 51
													330	A	Evansville	61 48
													330	H	Evansville	62 51
LAST 12 Division I GAMES:																
				37	A	South Dakota	50 51	330	A	Evansville	61 48					
				107	H	Drake	64 58	144	A	Southern Ill.	73 64					
				111	A	Nebraska	64 62	183	H	Loyola Chicago	63 52					
				81	N	Missouri St.	58 71	299	H	Bradley	65 41					
				144	N	Southern Ill.	67 43	107	H	Drake	85 74					
				299	N	Bradley	46 45	322	A	Illinois St.	61 35					

Non-Div I Games: Rockhurst 58 39

UNI

Loss, Non-Conf, S Site, H Home A Away N Neutral

Average RPI Win:	265	WON-LOST	WINNING	LAST 10	STRENGTH OF	OPP. STRENGTH	TEAM	ADJ.	CONF.	ADJ CONF.
Average RPI Loss:	131	RECORD	PCT. RANK	GAMES	SCHEDULE	OF SCHEDULE	RPI	RPI	RPI	RPI
DIV. I ONLY	17- 14	147	5- 5	295	214	212	212	20	20	
DIV. I NON-CONF.	6- 4	118	0- 0	300	235	192	192	21	21	
TOTALS	RPI 1-25	RPI 26-50	W-L RECORDS	RPI 51-100	RPI 101-150	RPI 150+				
17- 14	0- 0	0- 3	OVERALL	0- 4	0- 2	17- 5				
13- 4	0- 0	0- 1	HOME	0- 2	0- 1	13- 0				
4- 9	0- 0	0- 1	AWAY	0- 2	0- 1	4- 5				
0- 1	0- 0	0- 1	NEUTRAL	0- 0	0- 0	0- 0				
6- 4	0- 0	0- 1	NON-CONFERENCE	0- 1	0- 2	6- 0				
4- 1	0- 0	0- 0	HOME	0- 0	0- 1	4- 0				
2- 2	0- 0	0- 0	AWAY	0- 1	0- 1	2- 0				
0- 1	0- 0	0- 1	NEUTRAL	0- 0	0- 0	0- 0				
11- 10	0- 0	0- 2	CONFERENCE	0- 3	0- 0	11- 5				
9- 3	0- 0	0- 1	HOME	0- 2	0- 0	9- 0				
2- 7	0- 0	0- 1	AWAY	0- 1	0- 0	2- 5				
0- 0	0- 0	0- 0	NEUTRAL	0- 0	0- 0	0- 0				

RPI 1-25				RPI 26-50				RPI 51-100				RPI 101+				Team's RPI: 212	
RPI	S	Opponent	Score	RPI	S	Opponent	Score	RPI	S	Opponent	Score	RPI	S	Opponent	Score		
				36	N	UTEP	52 60	56	A	Southern California	42 73	107	H	Drake	68 76		
				48	A	Colorado St.	52 83	97	A	Fresno St.	54 58	136	A	Long Beach St.	63 67		
				48	H	Colorado St.	56 64	97	H	Fresno St.	52 57	153	A	Boise St.	56 75		
								97	H	Fresno St.	60 66	153	H	Boise St.	71 65		
												153	H	Boise St.	78 68		
												171	H	George Mason	67 59		
												172	A	New Mexico	53 67		
												172	H	New Mexico	57 48		
												201	A	San Jose St.	61 69		
												235	H	Utah St.	46 38		
												242	A	San Diego St.	55 41		
												242	H	San Diego St.	62 51		
												259	A	Wyoming	57 80		
												259	H	Wyoming	66 37		
												268	H	Pepperdine	83 63		
												283	A	Houston	63 60		
												312	A	A&M-Corpus Christi	65 51		
												326	A	Nevada	65 71		
												326	H	Nevada	65 59		
												331	H	Southern Utah	79 44		
												337	H	UC Irvine	72 52		
												342	A	Air Force	60 56		
												342	H	Air Force	62 51		
												342	H	Air Force	55 42		
LAST 12 Division I GAMES:																	
				97	H	Fresno St.	60 66	326	A	Nevada	65 71						
				153	H	Boise St.	71 65	342	H	Air Force	62 51						
				342	H	Air Force	55 42	48	A	Colorado St.	52 83						
				242	H	San Diego St.	62 51	201	A	San Jose St.	61 69						
				259	A	Wyoming	57 80	97	H	Fresno St.	52 57						
				153	H	Boise St.	78 68	172	H	New Mexico	57 48						

Non-Div I Games: Cal St. San Marcos 62 43

UNLV

Loss, Non-Conf, S Site, H Home A Away N Neutral

Average RPI Win:	292	WON-LOST	WINNING	LAST 10	STRENGTH OF	OPP. STRENGTH	TEAM	ADJ.	CONF.	ADJ CONF.
Average RPI Loss:	128	RECORD	PCT. RANK	GAMES	SCHEDULE	OF SCHEDULE	RPI	RPI	RPI	RPI
DIV. I ONLY	19- 12	97	6- 4	333	281	191	191	27	27	
DIV. I NON-CONF.	8- 7	148	2- 1	321	317	206	206	27	27	
TOTALS	RPI 1-25	RPI 26-50	W-L RECORDS	RPI 51-100	RPI 101-150	RPI 150+				
19- 12	0- 0	0- 0	OVERALL	0- 4	0- 4	19- 4				
10- 3	0- 0	0- 0	HOME	0- 1	0- 1	10- 1				
9- 9	0- 0	0- 0	AWAY	0- 3	0- 3	9- 3				
0- 0	0- 0	0- 0	NEUTRAL	0- 0	0- 0	0- 0				
8- 7	0- 0	0- 0	NON-CONFERENCE	0- 2	0- 1	8- 4				
4- 1	0- 0	0- 0	HOME	0- 0	0- 0	4- 1				
4- 6	0- 0	0- 0	AWAY	0- 2	0- 1	4- 3				
0- 0	0- 0	0- 0	NEUTRAL	0- 0	0- 0	0- 0				
11- 5	0- 0	0- 0	CONFERENCE	0- 2	0- 3	11- 0				
6- 2	0- 0	0- 0	HOME	0- 1	0- 1	6- 0				
5- 3	0- 0	0- 0	AWAY	0- 1	0- 2	5- 0				
0- 0	0- 0	0- 0	NEUTRAL	0- 0	0- 0	0- 0				

RPI 1-25				RPI 26-50				RPI 51-100				RPI 101+				Team's RPI: 191	
RPI	S	Opponent	Score	RPI	S	Opponent	Score	RPI	S	Opponent	Score	RPI	S	Opponent	Score		
								54	A	FGCU	43	54	117	A	UNC Asheville	59	68
								54	H	FGCU	44	56	125	A	Jacksonville	56	67
								59	A	Michigan	61	119	125	A	Jacksonville	69	75
								74	A	Georgia Tech	46	87	125	H	Jacksonville	43	49
													151	A	North Carolina	40	80
													152	A	Weber St.	53	79
													155	A	Northern Ky.	71	69
													169	A	Stetson	61	56
													169	H	Stetson	73	58
													219	H	Furman	63	75
													224	H	Western Ill.	81	78
													279	A	UMES	59	78
													289	A	Kennesaw St.	61	53
													289	H	Kennesaw St.	66	57
													301	H	Western Caro.	68	59
													305	A	Morehead St.	86	72
													310	H	UNCG	84	61
													313	A	IPFW	84	81
													325	A	North Florida	75	61
													325	H	North Florida	69	54
													325	H	North Florida	76	50
													333	A	Lipscomb	81	54
													333	H	Lipscomb	93	71
													341	A	NJIT	58	41
													341	H	NJIT	67	47
													347	A	Norfolk St.	82	62
LAST 12 Division I GAMES:																	
				152	A	Weber St.	53	79	125	A	Jacksonville	69	75				
				224	H	Western Ill.	81	78	325	A	North Florida	75	61				
				155	A	Northern Ky.	71	69	54	H	FGCU	44	56				
				125	A	Jacksonville	56	67	169	H	Stetson	73	58				
				325	H	North Florida	76	50	289	A	Kennesaw St.	61	53				
				341	H	NJIT	67	47	333	H	Lipscomb	93	71				

Non-Div I Games: Southern Wesleyan 84 51 Mars Hill 81 65 Bob Jones 96 46

USC Upstate

Loss, Non-Conf, S Site, H Home A Away N Neutral

RPI	S	Opponent	Score
348	H	N.C. Central	68 46

U
S
C
U
p
s
t
a
t
e

U
S
C
U
p
s
t
a
t
e

USC Upstate

Average RPI Win:	246	WON-LOST	WINNING	LAST 10	STRENGTH OF	OPP. STRENGTH	TEAM	ADJ.	CONF.	ADJ CONF.
Average RPI Loss:	99	RECORD	PCT. RANK	GAMES	SCHEDULE	OF SCHEDULE	RPI	RPI	RPI	RPI
DIV. I ONLY	14- 16	187	5- 5	107	170	150	150	15	15	
DIV. I NON-CONF.	4- 5	192	0- 0	27	105	102	102	14	14	
TOTALS	RPI 1-25	RPI 26-50	W-L RECORDS	RPI 51-100	RPI 101-150	RPI 150+				
14- 16	0- 1	0- 5	OVERALL	0- 2	1- 6	13- 2				
6- 8	0- 0	0- 3	HOME	0- 1	1- 3	5- 1				
8- 7	0- 1	0- 2	AWAY	0- 1	0- 2	8- 1				
0- 1	0- 0	0- 0	NEUTRAL	0- 0	0- 1	0- 0				
4- 5	0- 1	0- 3	NON-CONFERENCE	0- 0	1- 1	3- 0				
1- 3	0- 0	0- 2	HOME	0- 0	1- 1	0- 0				
3- 2	0- 1	0- 1	AWAY	0- 0	0- 0	3- 0				
0- 0	0- 0	0- 0	NEUTRAL	0- 0	0- 0	0- 0				
10- 11	0- 0	0- 2	CONFERENCE	0- 2	0- 5	10- 2				
5- 5	0- 0	0- 1	HOME	0- 1	0- 2	5- 1				
5- 5	0- 0	0- 1	AWAY	0- 1	0- 2	5- 1				
0- 1	0- 0	0- 0	NEUTRAL	0- 0	0- 1	0- 0				

RPI 1-25				RPI 26-50				RPI 51-100				RPI 101+ Team's RPI: 150			
RPI	S	Opponent	Score	RPI	S	Opponent	Score	RPI	S	Opponent	Score	RPI	S	Opponent	Score
3	A	Baylor	20 62	31	H	Western Ky.	64 73	98	A	Little Rock	43 49	112	A	Troy	71 88
				40	A	Arkansas St.	44 66	98	H	Little Rock	55 59	112	H	Troy	70 80
				40	H	Arkansas St.	71 78					116	A	La.-Lafayette	52 63
				41	A	Kansas St.	41 61					116	H	La.-Lafayette	42 59
				47	H	Seton Hall	54 61					116	N	La.-Lafayette	53 59
												125	H	Jacksonville	56 54
												148	H	McNeese St.	57 63
												194	A	South Ala.	55 59
												194	H	South Ala.	53 49
												210	A	SFA	67 63
												245	A	Texas St.	80 48
												245	H	Texas St.	78 69
												253	A	Appalachian St.	76 45
												253	H	Appalachian St.	65 58
												261	A	Houston Baptist	64 40
												265	A	UTSA	51 47
												270	A	La.-Monroe	60 50
												270	H	La.-Monroe	40 32
												271	A	Georgia St.	74 45
												271	H	Georgia St.	63 68
												291	A	Ga. Southern	53 41
												291	H	Ga. Southern	70 31
LAST 12 Division I GAMES:															
				116	N	La.-Lafayette	53 59	270	H	La.-Monroe	40 32				
				112	H	Troy	70 80	116	H	La.-Lafayette	42 59				
				194	H	South Ala.	53 49	253	H	Appalachian St.	65 58				
				245	H	Texas St.	78 69	245	A	Texas St.	80 48				
				40	A	Arkansas St.	44 66	271	A	Georgia St.	74 45				
				98	A	Little Rock	43 49	291	A	Ga. Southern	53 41				

Non-Div I Games: Missouri Valley 96 30

UT Arlington

Loss, Non-Conf, S Site, H Home A Away N Neutral

Average RPI Win:	225	WON-LOST	WINNING	LAST 10	STRENGTH OF	OPP. STRENGTH	TEAM	ADJ.	CONF.	ADJ CONF.
Average RPI Loss:	117	RECORD	PCT. RANK	GAMES	SCHEDULE	OF SCHEDULE	RPI	RPI	RPI	RPI
DIV. I ONLY	22- 10	65	7- 3	230	180	95	95	24	24	
DIV. I NON-CONF.	8- 7	148	1- 1	105	56	94	94	24	24	
TOTALS	RPI 1-25	RPI 26-50	W-L RECORDS	RPI 51-100	RPI 101-150	RPI 150+				
22- 10	0- 1	0- 3	OVERALL	1- 2	6- 0	15- 4				
11- 1	0- 0	0- 1	HOME	1- 0	2- 0	8- 0				
10- 8	0- 1	0- 2	AWAY	0- 2	3- 0	7- 3				
1- 1	0- 0	0- 0	NEUTRAL	0- 0	1- 0	0- 1				
8- 7	0- 1	0- 3	NON-CONFERENCE	0- 2	4- 0	4- 1				
3- 1	0- 0	0- 1	HOME	0- 0	1- 0	2- 0				
4- 6	0- 1	0- 2	AWAY	0- 2	2- 0	2- 1				
1- 0	0- 0	0- 0	NEUTRAL	0- 0	1- 0	0- 0				
14- 3	0- 0	0- 0	CONFERENCE	1- 0	2- 0	11- 3				
8- 0	0- 0	0- 0	HOME	1- 0	1- 0	6- 0				
6- 2	0- 0	0- 0	AWAY	0- 0	1- 0	5- 2				
0- 1	0- 0	0- 0	NEUTRAL	0- 0	0- 0	0- 1				

RPI 1-25			RPI 26-50			RPI 51-100			Team's RPI: 95	RPI 101+		
RPI	S	Opponent	Score	RPI	S	Opponent	Score	RPI	S	Opponent	Score	
16	A	Louisville	66 88	31	A	Western Ky.	57 64	68	A	Iowa	56 62	103 N North Dakota 84 58
				40	H	Arkansas St.	74 76	77	A	Vanderbilt	61 64	115 H Samford 52 50
				42	A	Chattanooga	46 61	82	H	Belmont	81 79	121 A Memphis 79 73
												144 A Southern Ill. 70 63
												147 A SIUE 85 79
												147 H SIUE 86 50
												159 H Alabama 83 65
												180 A Eastern Ky. 61 70
												188 A Illinois 74 94
												233 A Southeast Mo. St. 84 74
												233 H Southeast Mo. St. 95 65
												243 A Cincinnati 63 57
												256 H Tennessee St. 77 50
												260 A Murray St. 70 49
												260 H Murray St. 92 62
												260 N Murray St. 76 78
												269 A Austin Peay 70 80
												269 H Austin Peay 75 51
												280 H Tennessee Tech 67 53
												282 H Miami (OH) 74 47
												298 A Jacksonville St. 63 53
												305 A Morehead St. 85 67
												330 A Evansville 75 48
												339 A Eastern Ill. 65 39
												339 H Eastern Ill. 91 52
LAST 12 Division I GAMES:												
				31	A	Western Ky.	57 64			82	H	Belmont 81 79
				121	A	Memphis	79 73			269	A	Austin Peay 70 80
				260	N	Murray St.	76 78			233	H	Southeast Mo. St. 95 65
				260	A	Murray St.	70 49			147	A	SIUE 85 79
				339	H	Eastern Ill.	91 52			269	H	Austin Peay 75 51
				147	H	SIUE	86 50			260	H	Murray St. 92 62

Non-Div I Games:

UT Martin

■ Loss,
 ■ Non-Conf,
 ■ S Site,
 ■ H Home
 ■ A Away
 N Neutral

UTEP				STRENGTH OF SCHEDULE	OPP. STRENGTH OF SCHEDULE	TEAM RPI	ADJ. RPI	CONF. RPI	ADJ CONF. RPI
Average RPI Win:	173	WON-LOST RECORD	WINNING PCT. RANK						
Average RPI Loss:	145		LAST 10 GAMES						
DIV. I ONLY	28- 5	11	7- 3	105	164	36	36	12	12
DIV. I NON-CONF.	11- 2	19	3- 1	28	297	20	20	10	10
<hr/>									
TOTALS	RPI 1-25		RPI 26-50	W-L RECORDS	RPI 51-100	RPI 101-150		RPI 150+	
28- 5	0- 0		2- 0	OVERALL	6- 1	1- 3		19- 1	
18- 1	0- 0		1- 0	HOME	5- 1	1- 0		11- 0	
8- 3	0- 0		1- 0	AWAY	1- 0	0- 2		6- 1	
2- 1	0- 0		0- 0	NEUTRAL	0- 0	0- 1		2- 0	
11- 2	0- 0		1- 0	NON-CONFERENCE	4- 1	0- 1		6- 0	
9- 1	0- 0		1- 0	HOME	3- 1	0- 0		5- 0	
1- 1	0- 0		0- 0	AWAY	1- 0	0- 1		0- 0	
1- 0	0- 0		0- 0	NEUTRAL	0- 0	0- 0		1- 0	
17- 3	0- 0		1- 0	CONFERENCE	2- 0	1- 2		13- 1	
9- 0	0- 0		0- 0	HOME	2- 0	1- 0		6- 0	
7- 2	0- 0		1- 0	AWAY	0- 0	0- 1		6- 1	
1- 1	0- 0		0- 0	NEUTRAL	0- 0	0- 1		1- 0	

RPI 1-25				RPI 26-50				Team's RPI: 36				RPI 51-100				RPI 101+			
RPI	S	Opponent	Score	RPI	S	Opponent	Score	RPI	S	Opponent	Score	RPI	S	Opponent	Score	RPI	S	Opponent	Score
				31	A	Western Ky.	85 78	58	H	Oregon	67 71	131	A	Marshall	64 79				
				40	H	Arkansas St.	74 68	62	H	Middle Tenn.	84 73	135	H	Old Dominion	70 64				
								70	H	UC Riverside	68 57	135	N	Old Dominion	54 66				
								75	H	Abilene Christian	66 62	136	A	Long Beach St.	40 47				
								94	A	New Mexico St.	71 65	156	H	UAB	62 54				
								96	H	TCU	79 71	156	N	UAB	62 59				
								100	H	Charlotte	94 91	167	H	Idaho St.	67 54				
												172	H	New Mexico	70 62				
												181	A	Fla. Atlantic	78 66				
												181	H	Fla. Atlantic	75 47				
												192	A	Southern Miss.	57 54				
												192	H	Southern Miss.	72 64				
												206	A	Louisiana Tech	72 65				
												206	H	Louisiana Tech	86 80				
												207	H	Hampton	78 54				
												212	N	UNLV	60 52				
												228	A	Rice	60 54				
												239	A	North Texas	75 67				
												261	H	Houston Baptist	98 63				
												265	A	UTSA	64 69				
												265	H	UTSA	62 55				
												304	A	FIU	69 57				
												304	H	FIU	70 52				
												309	H	Northern Ariz.	77 66				
LAST 12 Division I GAMES:																			
				58	H	Oregon	67 71	265	A	UTSA	64 69								
				96	H	TCU	79 71	100	H	Charlotte	94 91								
				40	H	Arkansas St.	74 68	135	H	Old Dominion	70 64								
				75	H	Abilene Christian	66 62	206	A	Louisiana Tech	72 65								
				135	N	Old Dominion	54 66	192	A	Southern Miss.	57 54								
				156	N	UAB	62 59	181	H	Fla. Atlantic	75 47								

Non-Div I Games: Tex. Permian Basin 86 32

UTEP

■ Loss,
 ■ Non-Conf,
 ■ S Site,
 ■ H Home
 ■ A Away
 N Neutral

Average RPI Win: 264	WON-LOST	WINNING	LAST 10	STRENGTH OF	OPP. STRENGTH	TEAM	ADJ.	CONF.	ADJ CONF.
Average RPI Loss: 143	RECORD	PCT. RANK	GAMES	SCHEDULE	OF SCHEDULE	RPI	RPI	RPI	RPI
DIV. I ONLY	16- 14	152	6- 4	311	217	186	186	29	29
DIV. I NON-CONF.	5- 8	208	0- 1	280	80	194	194	25	25
TOTALS	RPI 1-25	RPI 26-50	W-L RECORDS	RPI 51-100	RPI 101-150	RPI 150+			
16- 14	0- 1	0- 2	OVERALL	1- 5	0- 1	15- 5			
5- 3	0- 0	0- 0	HOME	0- 1	0- 0	5- 2			
8- 9	0- 1	0- 2	AWAY	1- 3	0- 0	7- 3			
3- 2	0- 0	0- 0	NEUTRAL	0- 1	0- 1	3- 0			
5- 8	0- 1	0- 2	NON-CONFERENCE	0- 3	0- 1	5- 1			
1- 0	0- 0	0- 0	HOME	0- 0	0- 0	1- 0			
3- 7	0- 1	0- 2	AWAY	0- 3	0- 0	3- 1			
1- 1	0- 0	0- 0	NEUTRAL	0- 0	0- 1	1- 0			
11- 6	0- 0	0- 0	CONFERENCE	1- 2	0- 0	10- 4			
4- 3	0- 0	0- 0	HOME	0- 1	0- 0	4- 2			
5- 2	0- 0	0- 0	AWAY	1- 0	0- 0	4- 2			
2- 1	0- 0	0- 0	NEUTRAL	0- 1	0- 0	2- 0			

RPI 1-25				RPI 26-50				RPI 51-100				RPI 101+ Team's RPI: 186			
RPI	S	Opponent	Score	RPI	S	Opponent	Score	RPI	S	Opponent	Score	RPI	S	Opponent	Score
8	A	Syracuse	32 91	35	A	Oklahoma St.	54 78	83	A	Eastern Mich.	56 78	146	N	East Carolina	59 70
				41	A	Kansas St.	43 61	94	A	New Mexico St.	66 55	199	N	Cal Poly	66 58
								94	H	New Mexico St.	57 68	205	A	Utah Valley	57 71
								94	N	New Mexico St.	53 80	205	H	Utah Valley	61 48
								96	A	TCU	67 71	217	A	CSU Bakersfield	66 80
								96	A	TCU	73 97	217	H	CSU Bakersfield	60 46
												217	N	CSU Bakersfield	73 72
												234	A	Grand Canyon	68 66
												234	H	Grand Canyon	52 28
												266	A	UC Santa Barbara	62 60
												273	A	Seattle	76 71
												273	H	Seattle	71 74
												283	A	Houston	55 45
												308	A	UMKC	62 53
												308	H	UMKC	57 59
												312	A	A&M-Corpus Christi	46 49
												332	A	Incarinate Word	68 50
												332	H	Incarinate Word	60 47
												345	A	Chicago St.	64 56
												345	H	Chicago St.	78 56
												345	N	Chicago St.	60 52
LAST 12 Division I GAMES:															
				94	N	New Mexico St.	53 80	217	A	CSU Bakersfield	66 80				
				96	A	TCU	73 97	273	A	Seattle	76 71				
				217	N	CSU Bakersfield	73 72	308	H	UMKC	57 59				
				345	N	Chicago St.	60 52	234	A	Grand Canyon	68 66				
				94	A	New Mexico St.	66 55	205	A	Utah Valley	57 71				
				345	H	Chicago St.	78 56	94	H	New Mexico St.	57 68				

Non-Div I Games: Concordia (TX) 90 44 Evangel 75 60 Texas Lutheran 90 38

UTRGV

Loss, Non-Conf, S Site, H Home A Away N Neutral

Average RPI Win: 198	WON-LOST	WINNING	LAST 10	STRENGTH OF	OPP. STRENGTH	TEAM	ADJ.	CONF.	ADJ CONF.
Average RPI Loss: 155	RECORD	PCT. RANK	GAMES	SCHEDULE	OF SCHEDULE	RPI	RPI	RPI	RPI
DIV. I ONLY	8- 19	282	3- 7	161	146	265	265	12	12
DIV. I NON-CONF.	2- 6	272	0- 0	79	260	243	243	10	10
TOTALS	RPI 1-25	RPI 26-50	W-L RECORDS	RPI 51-100	RPI 101-150	RPI 150+			
8- 19	0- 1	1- 3	OVERALL	0- 3	1- 2	6- 10			
7- 6	0- 0	1- 0	HOME	0- 2	1- 1	5- 3			
1- 12	0- 1	0- 3	AWAY	0- 1	0- 1	1- 6			
0- 1	0- 0	0- 0	NEUTRAL	0- 0	0- 0	0- 1			
2- 6	0- 1	0- 1	NON-CONFERENCE	0- 1	0- 1	2- 2			
2- 2	0- 0	0- 0	HOME	0- 0	0- 1	2- 1			
0- 4	0- 1	0- 1	AWAY	0- 1	0- 0	0- 1			
0- 0	0- 0	0- 0	NEUTRAL	0- 0	0- 0	0- 0			
6- 13	0- 0	1- 2	CONFERENCE	0- 2	1- 1	4- 8			
5- 4	0- 0	1- 0	HOME	0- 2	1- 0	3- 2			
1- 8	0- 0	0- 2	AWAY	0- 0	0- 1	1- 5			
0- 1	0- 0	0- 0	NEUTRAL	0- 0	0- 0	0- 1			

RPI 1-25				RPI 26-50				RPI 51-100				RPI 101+				Team's RPI: 265	
RPI	S	Opponent	Score	RPI	S	Opponent	Score	RPI	S	Opponent	Score	RPI	S	Opponent	Score		
6	A	Texas	53 90	26	A	Oklahoma	41 80	62	H	Middle Tenn.	63 74	131	A	Marshall	76 80		
				31	A	Western Ky.	65 72	75	A	Abilene Christian	60 79	135	H	Old Dominion	70 67		
				36	A	UTEP	55 62	100	H	Charlotte	54 64	150	H	UT Arlington	47 51		
				36	H	UTEP	69 64					156	H	UAB	54 52		
												181	A	Fla. Atlantic	51 64		
												181	H	Fla. Atlantic	57 54		
												192	A	Southern Miss.	53 65		
												192	H	Southern Miss.	47 41		
												206	A	Louisiana Tech	66 75		
												206	H	Louisiana Tech	72 82		
												228	A	Rice	48 49		
												229	H	Texas Southern	44 59		
												239	A	North Texas	58 68		
												245	A	Texas St.	64 72		
												261	H	Houston Baptist	79 50		
												304	A	FIU	63 52		
												304	H	FIU	54 59		
												304	N	FIU	56 61		
												322	H	Illinois St.	77 51		
LAST 12 Division I GAMES:																	
				304	N	FIU	56 61					304	H	FIU	54 59		
				36	H	UTEP	69 64					181	H	Fla. Atlantic	57 54		
				135	H	Old Dominion	70 67					131	A	Marshall	76 80		
				100	H	Charlotte	54 64					31	A	Western Ky.	65 72		
				192	A	Southern Miss.	53 65					192	H	Southern Miss.	47 41		
				206	A	Louisiana Tech	66 75					206	H	Louisiana Tech	72 82		

Non-Div I Games: Howard Payne 106 65 Tex. A&M-Kingsville 88 51

UTSA

Loss, Non-Conf, S Site, H Home A Away N Neutral

Average RPI Win:	144	WON-LOST	WINNING	LAST 10	STRENGTH OF	OPP. STRENGTH	TEAM	ADJ.	CONF.	ADJ CONF.
Average RPI Loss:	36	RECORD	PCT. RANK	GAMES	SCHEDULE	OF SCHEDULE	RPI	RPI	RPI	RPI
DIV. I ONLY	18- 15	149	4- 6	34	20	73	73	1	1	
DIV. I NON-CONF.	10- 3	48	2- 0	94	151	60	60	1	1	
TOTALS	RPI 1-25	RPI 26-50	W-L RECORDS	RPI 51-100	RPI 101-150	RPI 150+				
18- 15	1- 8	1- 1	OVERALL	5- 5	3- 1	8- 0				
12- 5	1- 3	1- 0	HOME	3- 2	1- 0	6- 0				
6- 7	0- 5	0- 0	AWAY	2- 2	2- 0	2- 0				
0- 3	0- 0	0- 1	NEUTRAL	0- 1	0- 1	0- 0				
10- 3	0- 1	1- 1	NON-CONFERENCE	1- 0	2- 1	6- 0				
8- 0	0- 0	1- 0	HOME	1- 0	1- 0	5- 0				
2- 1	0- 1	0- 0	AWAY	0- 0	1- 0	1- 0				
0- 2	0- 0	0- 1	NEUTRAL	0- 0	0- 1	0- 0				
8- 12	1- 7	0- 0	CONFERENCE	4- 5	1- 0	2- 0				
4- 5	1- 3	0- 0	HOME	2- 2	0- 0	1- 0				
4- 6	0- 4	0- 0	AWAY	2- 2	1- 0	1- 0				
0- 1	0- 0	0- 0	NEUTRAL	0- 1	0- 0	0- 0				

RPI 1-25				RPI 26-50				RPI 51-100 Team's RPI: 73				RPI 101+			
RPI	S	Opponent	Score	RPI	S	Opponent	Score	RPI	S	Opponent	Score	RPI	S	Opponent	Score
5	A	Oregon St.	53 72	26	N	Oklahoma	55 70	56	H	Southern California	59 70	118	H	Creighton	74 58
5	H	Oregon St.	53 62	37	H	South Dakota	66 59	58	A	Oregon	58 69	120	N	Boston College	51 76
7	A	Stanford	52 72					58	A	Oregon	63 73	126	A	Arizona	60 55
7	H	Stanford	54 72					58	H	Oregon	65 77	128	A	Gonzaga	92 77
9	H	UCLA	63 69					84	A	California	84 79	161	H	Montana St.	95 61
12	A	Arizona St.	60 80					84	H	California	72 66	168	H	UC Davis	88 58
15	A	Washington	60 73					84	N	California	63 66	171	H	George Mason	74 62
15	H	Washington	88 83					93	A	Washington St.	75 69	195	A	Colorado	76 68
22	A	BYU	59 73					93	H	Washington St.	73 71	195	H	Colorado	71 55
								97	H	Fresno St.	78 63	235	A	Utah St.	64 61
												283	H	Lamar	71 67
												303	H	CSUN	97 56
LAST 12 Division I GAMES:															
58	A	Oregon	63 73	7	H	Stanford	54 72								
128	A	Gonzaga	92 77	84	H	California	72 66								
161	H	Montana St.	95 61	5	A	Oregon St.	53 72								
84	N	California	63 66	58	A	Oregon	58 69								
93	A	Washington St.	75 69	195	A	Colorado	76 68								
15	A	Washington	60 73	195	H	Colorado	71 55								

Non-Div I Games:

Utah

Average RPI Win:	269	WON-LOST	WINNING	LAST 10	STRENGTH OF	OPP. STRENGTH	TEAM	ADJ.	CONF.	ADJ CONF.
Average RPI Loss:	134	RECORD	PCT. RANK	GAMES	SCHEDULE	OF SCHEDULE	RPI	RPI	RPI	RPI
DIV. I ONLY	12- 17	223	4- 6	238	200	235	235	20	20	
DIV. I NON-CONF.	3- 6	231	0- 0	175	179	210	210	21	21	
TOTALS	RPI 1-25	RPI 26-50	W-L RECORDS	RPI 51-100	RPI 101-150	RPI 150+				
12- 17	0- 1	0- 2	OVERALL	0- 4	0- 0	12- 10				
6- 6	0- 0	0- 1	HOME	0- 2	0- 0	6- 3				
4- 10	0- 1	0- 1	AWAY	0- 1	0- 0	4- 7				
2- 1	0- 0	0- 0	NEUTRAL	0- 1	0- 0	2- 0				
3- 6	0- 1	0- 0	NON-CONFERENCE	0- 1	0- 0	3- 4				
1- 2	0- 0	0- 0	HOME	0- 1	0- 0	1- 1				
1- 4	0- 1	0- 0	AWAY	0- 0	0- 0	1- 3				
1- 0	0- 0	0- 0	NEUTRAL	0- 0	0- 0	1- 0				
9- 11	0- 0	0- 2	CONFERENCE	0- 3	0- 0	9- 6				
5- 4	0- 0	0- 1	HOME	0- 1	0- 0	5- 2				
3- 6	0- 0	0- 1	AWAY	0- 1	0- 0	3- 4				
1- 1	0- 0	0- 0	NEUTRAL	0- 1	0- 0	1- 0				

RPI	S	Opponent	Score	RPI	S	Opponent	Score	RPI	S	Opponent	Score	RPI	S	Opponent	Score	Team's RPI: 235
22	A	BYU	69 81	48	A	Colorado St.	64 91	73	H	Utah	61 64	153	A	Boise St.	78 84	
				48	H	Colorado St.	49 69	97	A	Fresno St.	62 66	153	H	Boise St.	58 63	
								97	H	Fresno St.	61 67	167	A	Idaho St.	67 81	
								97	N	Fresno St.	47 55	172	A	New Mexico	70 73	
												172	H	New Mexico	72 56	
												173	A	Montana	70 86	
												175	H	Sacramento St.	86 95	
												185	A	Northern Colo.	60 74	
												189	H	Pacific	78 70	
												201	A	San Jose St.	65 83	
												201	H	San Jose St.	74 86	
												205	A	Utah Valley	76 72	
												212	A	UNLV	38 46	
												242	A	San Diego St.	55 36	
												242	H	San Diego St.	72 59	
												256	N	Tennessee St.	63 46	
												259	H	Wyoming	84 75	
												326	A	Nevada	79 66	
												326	H	Nevada	70 55	
												326	N	Nevada	59 35	
												342	A	Air Force	66 53	
												342	H	Air Force	64 40	
LAST 12 Division I GAMES:																
				97	N	Fresno St.	47 55	97	H	Fresno St.	61 67					
				326	N	Nevada	59 35	48	A	Colorado St.	64 91					
				97	A	Fresno St.	62 66	172	A	New Mexico	70 73					
				342	H	Air Force	64 40	259	H	Wyoming	84 75					
				201	A	San Jose St.	65 83	153	H	Boise St.	58 63					
				326	H	Nevada	70 55	326	A	Nevada	79 66					

Non-Div I Games: Westminster (UT) 74 67 Haskell 90 63

Utah St.

Loss, Non-Conf, S Site, H Home A Away N Neutral

Average RPI Win: 263		WON-LOST	WINNING	LAST 10	STRENGTH OF	OPP. STRENGTH	TEAM	ADJ.	CONF.	ADJ CONF.
Average RPI Loss: 153		RECORD	PCT. RANK	GAMES	SCHEDULE	OF SCHEDULE	RPI	RPI	RPI	RPI
DIV. I ONLY		14- 15	179	6- 4	215	308	205	205	29	29
DIV. I NON-CONF.		5- 8	208	0- 0	168	269	197	197	25	25
TOTALS		RPI 1-25	RPI 26-50	W-L RECORDS	RPI 51-100	RPI 101-150	RPI 150+			
14- 15	0- 1		0- 0	OVERALL	1- 4	0- 0	13- 10			
7- 5	0- 0		0- 0	HOME	1- 1	0- 0	6- 4			
6- 8	0- 1		0- 0	AWAY	0- 2	0- 0	6- 5			
1- 2	0- 0		0- 0	NEUTRAL	0- 1	0- 0	1- 1			
5- 8	0- 1		0- 0	NON-CONFERENCE	1- 1	0- 0	4- 6			
2- 3	0- 0		0- 0	HOME	1- 0	0- 0	1- 3			
3- 4	0- 1		0- 0	AWAY	0- 1	0- 0	3- 2			
0- 1	0- 0		0- 0	NEUTRAL	0- 0	0- 0	0- 1			
9- 7	0- 0		0- 0	CONFERENCE	0- 3	0- 0	9- 4			
5- 2	0- 0		0- 0	HOME	0- 1	0- 0	5- 1			
3- 4	0- 0		0- 0	AWAY	0- 1	0- 0	3- 3			
1- 1	0- 0		0- 0	NEUTRAL	0- 1	0- 0	1- 0			

[illegible]

Non-Div I Games:	Bethesda (CA)	91	64	Dixie St.	77	63
------------------	---------------	----	----	-----------	----	----

Utah Valley

Loss, Non-Conf, S Site, H Home A Away N Neutral

Average RPI Win:	173	WON-LOST	WINNING	LAST 10	STRENGTH OF	OPP. STRENGTH	TEAM	ADJ.	CONF.	ADJ CONF.
Average RPI Loss:	114	RECORD	PCT. RANK	GAMES	SCHEDULE	OF SCHEDULE	RPI	RPI	RPI	RPI
DIV. I ONLY	23- 10	61	7- 3	108	119	80	80	8	8	
DIV. I NON-CONF.	11- 3	43	0- 1	144	249	73	73	8	8	
TOTALS	RPI 1-25	RPI 26-50	W-L RECORDS	RPI 51-100	RPI 101-150	RPI 150+				
23- 10	1- 1	3- 1	OVERALL	2- 2	1- 3	16- 3				
11- 5	0- 1	1- 0	HOME	0- 2	1- 1	9- 1				
10- 3	1- 0	1- 0	AWAY	2- 0	0- 0	6- 1				
2- 2	0- 0	1- 1	NEUTRAL	0- 0	0- 1	1- 0				
11- 3	1- 0	0- 0	NON-CONFERENCE	1- 1	1- 2	8- 0				
7- 1	0- 0	0- 0	HOME	0- 1	1- 0	6- 0				
4- 1	1- 0	0- 0	AWAY	1- 0	0- 1	2- 0				
0- 1	0- 0	0- 0	NEUTRAL	0- 0	0- 1	0- 0				
12- 7	0- 1	3- 1	CONFERENCE	1- 1	0- 1	8- 3				
4- 4	0- 1	1- 0	HOME	0- 1	0- 1	3- 1				
6- 2	0- 0	1- 0	AWAY	1- 0	0- 0	4- 2				
2- 1	0- 0	1- 1	NEUTRAL	0- 0	0- 0	1- 0				

RPI 1-25				RPI 26-50				RPI 51-100				Team's RPI: 80	RPI 101+			
RPI	S	Opponent	Score	RPI	S	Opponent	Score	RPI	S	Opponent	Score		RPI	S	Opponent	Score
12	A	Arizona St.	57 48	30	H	St. Bonaventure	52 47	57	H	Saint Louis	72 77		122	A	IUPUI	69 70
19	H	Duquesne	67 71	30	N	St. Bonaventure	59 50	88	A	Dayton	74 72		123	H	Saint Joseph's	63 66
				33	A	George Washington	79 68	91	H	Virginia	50 52		124	N	Toledo	61 80
				33	N	George Washington	58 72	99	A	Iona	74 58		135	H	Old Dominion	74 54
													163	H	Fordham	61 51
													171	A	George Mason	54 70
													171	H	George Mason	65 34
													177	A	N.C. A&T	64 49
													196	A	Davidson	74 59
													196	H	Davidson	50 56
													200	A	Richmond	50 62
													200	H	Richmond	53 42
													200	N	Richmond	62 42
													216	A	Rhode Island	49 36
													218	H	William & Mary	73 47
													219	H	Furman	67 45
													225	A	Massachusetts	74 66
													230	H	Coppin St.	73 42
													252	A	High Point	69 39
													257	H	Campbell	57 34
													276	H	UNCW	58 45
													279	H	UMES	63 39
													281	A	La Salle	84 76
LAST 12 Division I GAMES:																
				91	H	Virginia	50 52	33	A	George Washington	79 68					
				33	N	George Washington	58 72	216	A	Rhode Island	49 36					
				30	N	St. Bonaventure	59 50	200	A	Richmond	50 62					
				200	N	Richmond	62 42	281	A	La Salle	84 76					
				196	A	Davidson	74 59	30	H	St. Bonaventure	52 47					
				171	H	George Mason	65 34	19	H	Duquesne	67 71					

Non-Div I Games:

VCU

■ Loss,
 ■ Non-Conf,
 ■ S Site,
 ■ H Home
 ■ A Away
 N Neutral

Valparaiso

Through Games Of April 5, 2016

Average RPI Win:	189	WON-LOST	WINNING	LAST 10	STRENGTH OF	OPP. STRENGTH	TEAM	ADJ.	CONF.	ADJ CONF.
Average RPI Loss:	140	RECORD	PCT. RANK	GAMES	SCHEDULE	OF SCHEDULE	RPI	RPI	RPI	RPI
DIV. I ONLY	7- 21	297	2- 8	83	145	244	244	14	14	
DIV. I NON-CONF.	1- 7	317	0- 0	60	54	254	254	17	17	
TOTALS	RPI 1-25	RPI 26-50	W-L RECORDS	RPI 51-100	RPI 101-150	RPI 150+				
7- 21	0- 2	0- 2	OVERALL	0- 1	2- 6	5- 10				
4- 9	0- 1	0- 1	HOME	0- 0	2- 3	2- 4				
2- 10	0- 1	0- 1	AWAY	0- 1	0- 3	2- 4				
1- 2	0- 0	0- 0	NEUTRAL	0- 0	0- 0	1- 2				
1- 7	0- 2	0- 0	NON-CONFERENCE	0- 1	1- 1	0- 3				
1- 3	0- 1	0- 0	HOME	0- 0	1- 1	0- 1				
0- 3	0- 1	0- 0	AWAY	0- 1	0- 0	0- 1				
0- 1	0- 0	0- 0	NEUTRAL	0- 0	0- 0	0- 1				
6- 14	0- 0	0- 2	CONFERENCE	0- 0	1- 5	5- 7				
3- 6	0- 0	0- 1	HOME	0- 0	1- 2	2- 3				
2- 7	0- 0	0- 1	AWAY	0- 0	0- 3	2- 3				
1- 1	0- 0	0- 0	NEUTRAL	0- 0	0- 0	1- 1				

RPI 1-25				RPI 26-50				RPI 51-100				RPI 101+ Team's RPI: 244			
RPI	S	Opponent	Score	RPI	S	Opponent	Score	RPI	S	Opponent	Score	RPI	S	Opponent	Score
2	H	Notre Dame	54 110	27	A	Green Bay	42 81	78	A	San Diego	60 76	108	A	Wright St.	63 80
16	A	Louisville	42 75	27	H	Green Bay	35 71					108	H	Wright St.	54 65
												129	A	Youngstown St.	66 87
												129	H	Youngstown St.	65 60
												134	H	Akron	74 85
												141	A	Milwaukee	60 82
												141	H	Milwaukee	60 70
												147	H	SIUE	69 56
												155	A	Northern Ky.	61 60
												155	H	Northern Ky.	50 68
												155	N	Northern Ky.	53 76
												160	A	Detroit	65 85
												160	H	Detroit	66 72
												160	N	Detroit	94 91
												185	N	Northern Colo.	63 77
												193	A	Butler	53 72
												215	A	Oakland	77 87
												215	H	Oakland	81 66
												250	A	Ill.-Chicago	80 74
												250	H	Ill.-Chicago	50 54
												264	A	Cleveland St.	65 72
												264	H	Cleveland St.	66 59
												282	H	Miami (OH)	72 75
LAST 12 Division I GAMES:															
				155	N	Northern Ky.	53 76			141	H	Milwaukee	60 70		
				160	N	Detroit	94 91			160	A	Detroit	65 85		
				250	A	Ill.-Chicago	80 74			215	A	Oakland	77 87		
				264	A	Cleveland St.	65 72			155	H	Northern Ky.	50 68		
				129	A	Youngstown St.	66 87			108	H	Wright St.	54 65		
				27	H	Green Bay	35 71			250	H	Ill.-Chicago	50 54		

Non-Div I Games: Ind.-Northwest 79 57 Cardinal Stitch 63 62 Ind.-Kokomo 88 22

Valparaiso

Loss, Non-Conf, S Site, H Home A Away N Neutral

Vanderbilt

Through Games Of April 5, 2016

Average RPI Win:	147	WON-LOST	WINNING	LAST 10	STRENGTH OF	OPP. STRENGTH	TEAM	ADJ.	CONF.	ADJ CONF.
Average RPI Loss:	48	RECORD	PCT. RANK	GAMES	SCHEDULE	OF SCHEDULE	RPI	RPI	RPI	RPI
DIV. I ONLY	18- 14	138	3- 7	43	50	77	77	3	3	
DIV. I NON-CONF.	11- 2	19	0- 0	140	220	42	42	3	3	
TOTALS	RPI 1-25	RPI 26-50	W-L RECORDS	RPI 51-100	RPI 101-150	RPI 150+				
18- 14	1- 7	2- 4	OVERALL	4- 1	2- 1	9- 1				
10- 6	0- 5	0- 1	HOME	2- 0	2- 0	6- 0				
5- 7	1- 1	1- 3	AWAY	1- 1	0- 1	2- 1				
3- 1	0- 1	1- 0	NEUTRAL	1- 0	0- 0	1- 0				
11- 2	0- 0	0- 1	NON-CONFERENCE	4- 1	1- 0	6- 0				
8- 0	0- 0	0- 0	HOME	2- 0	1- 0	5- 0				
2- 2	0- 0	0- 1	AWAY	1- 1	0- 0	1- 0				
1- 0	0- 0	0- 0	NEUTRAL	1- 0	0- 0	0- 0				
7- 12	1- 7	2- 3	CONFERENCE	0- 0	1- 1	3- 1				
2- 6	0- 5	0- 1	HOME	0- 0	1- 0	1- 0				
3- 5	1- 1	1- 2	AWAY	0- 0	0- 1	1- 1				
2- 1	0- 1	1- 0	NEUTRAL	0- 0	0- 0	1- 0				

RPI S	Opponent	Score	RPI S	Opponent	Score	RPI S	Opponent	Score	RPI S	Opponent	Score
4	H South Carolina	61 71	27	A Green Bay	56 58	51	H Ohio	62 59	112	H Troy	97 43
14	A Kentucky	71 69	29	A Florida	67 79	88	A Dayton	56 81	130	H LSU	58 42
14	H Kentucky	55 71	39	A Missouri	56 52	90	A Drexel	74 64	142	A Arkansas	56 57
17	A Tennessee	49 58	45	H Georgia	58 64	94	N New Mexico St.	71 45	159	A Alabama	54 48
17	H Tennessee	51 69	45	N Georgia	54 49	95	H UT Martin	64 61	159	H Alabama	67 52
21	H Mississippi St.	61 66	49	A Auburn	45 53				163	A Fordham	53 40
21	N Mississippi St.	46 63							166	H ETSU	65 39
25	H Texas A&M	63 75							179	A Ole Miss	52 55
									179	N Ole Miss	74 59
									187	H Presbyterian	56 38
									269	H Austin Peay	73 56
									342	H Air Force	86 29
									349	H Mississippi Val.	89 39
LAST 12 Division I GAMES:											
21	N Mississippi St.	46 63	29	A Florida	67 79						
45	N Georgia	54 49	14	H Kentucky	55 71						
179	N Ole Miss	74 59	17	H Tennessee	51 69						
39	A Missouri	56 52	142	A Arkansas	56 57						
21	H Mississippi St.	61 66	49	A Auburn	45 53						
25	H Texas A&M	63 75	45	H Georgia	58 64						

Non-Div I Games:

Vanderbilt

Loss, Non-Conf, S Site, H Home A Away N Neutral

Average RPI Win:	260	WON-LOST	WINNING	LAST 10	STRENGTH OF	OPP. STRENGTH	TEAM	ADJ.	CONF.	ADJ CONF.
Average RPI Loss:	177	RECORD	PCT. RANK	GAMES	SCHEDULE	OF SCHEDULE	RPI	RPI	RPI	RPI
DIV. I ONLY	9- 21	276	2- 8	245	288	277	277	17	17	
DIV. I NON-CONF.	5- 8	208	0- 0	310	348	272	272	18	18	
TOTALS	RPI 1-25	RPI 26-50	W-L RECORDS	RPI 51-100	RPI 101-150	RPI 150+				
9- 21	0- 0	0- 3	OVERALL	0- 3	0- 0	9- 15				
4- 9	0- 0	0- 1	HOME	0- 2	0- 0	4- 6				
5- 11	0- 0	0- 1	AWAY	0- 1	0- 0	5- 9				
0- 1	0- 0	0- 1	NEUTRAL	0- 0	0- 0	0- 0				
5- 8	0- 0	0- 0	NON-CONFERENCE	0- 1	0- 0	5- 7				
2- 3	0- 0	0- 0	HOME	0- 1	0- 0	2- 2				
3- 5	0- 0	0- 0	AWAY	0- 0	0- 0	3- 5				
0- 0	0- 0	0- 0	NEUTRAL	0- 0	0- 0	0- 0				
4- 13	0- 0	0- 3	CONFERENCE	0- 2	0- 0	4- 8				
2- 6	0- 0	0- 1	HOME	0- 1	0- 0	2- 4				
2- 6	0- 0	0- 1	AWAY	0- 1	0- 0	2- 4				
0- 1	0- 0	0- 1	NEUTRAL	0- 0	0- 0	0- 0				

RPI S	Opponent	Score	RPI S	Opponent	Score	RPI S	Opponent	Score	RPI S	Opponent	Score	Team's RPI: 277
38	A Albany (NY)	43 72	38	H Albany (NY)	40 75	67	A Maine	51 63	157	A Delaware	60 71	
38	N Albany (NY)	43 95	38	N Albany (NY)	43 95	67	H Maine	41 62	158	A Stony Brook	59 73	
						87	H Quinnipiac	65 77	158	H Stony Brook	44 37	
									182	A UMBC	48 85	
									182	H UMBC	60 74	
									198	H Sacred Heart	53 51	
									211	A Brown	54 71	
									215	H Oakland	68 74	
									220	A Dartmouth	56 54	
									221	A Hartford	50 52	
									221	H Hartford	47 51	
									223	A Binghamton	52 66	
									223	H Binghamton	53 57	
									237	A Bryant	52 68	
									240	A New Hampshire	63 59	
									240	H New Hampshire	83 63	
									249	A Columbia	56 73	
									254	A Holy Cross	63 77	
									275	H Central Conn. St.	79 63	
									323	A UMass Lowell	59 51	
									323	H UMass Lowell	66 68	
									335	H St. Francis Brooklyn	55 59	
									341	A NJIT	54 46	
									344	A Boston U.	60 45	
LAST 12 Division I GAMES:												
38	N Albany (NY)	43 95	323	H UMass Lowell	66 68	38	H Albany (NY)	40 75				
158	H Stony Brook	44 37	67	A Maine	51 63	158	A Stony Brook	59 73				
240	A New Hampshire	63 59	240	H New Hampshire	83 63							
182	H UMBC	60 74	223	A Binghamton	52 66	223	H Binghamton	53 57				
223	A Binghamton	52 66										
221	A Hartford	50 52										

Non-Div I Games:

Vermont

■ Loss,
 ■ Non-Conf,
 ■ S Site,
 ■ Home
 ■ A Away
 N Neutral

Average RPI Win:	142	WON-LOST	WINNING	LAST 10	STRENGTH OF	OPP. STRENGTH	TEAM	ADJ.	CONF.	ADJ CONF.
Average RPI Loss:	81	RECORD	PCT. RANK	GAMES	SCHEDULE	OF SCHEDULE	RPI	RPI	RPI	RPI
DIV. I ONLY	20- 12	90	6- 4	65	76	65	65	6	6	
DIV. I NON-CONF.	8- 5	113	1- 1	33	86	57	57	6	6	
TOTALS	RPI 1-25	RPI 26-50	W-L RECORDS	RPI 51-100	RPI 101-150	RPI 150+				
20- 12	1- 1	2- 2	OVERALL	3- 4	5- 4	9- 1				
10- 4	0- 1	2- 0	HOME	1- 1	3- 2	4- 0				
8- 6	1- 0	0- 2	AWAY	1- 2	2- 1	4- 1				
2- 2	0- 0	0- 0	NEUTRAL	1- 1	0- 1	1- 0				
8- 5	0- 0	1- 1	NON-CONFERENCE	1- 4	2- 0	4- 0				
4- 1	0- 0	1- 0	HOME	0- 1	2- 0	1- 0				
2- 3	0- 0	0- 1	AWAY	0- 2	0- 0	2- 0				
2- 1	0- 0	0- 0	NEUTRAL	1- 1	0- 0	1- 0				
12- 7	1- 1	1- 1	CONFERENCE	2- 0	3- 4	5- 1				
6- 3	0- 1	1- 0	HOME	1- 0	1- 2	3- 0				
6- 3	1- 0	0- 1	AWAY	1- 0	2- 1	2- 1				
0- 1	0- 0	0- 0	NEUTRAL	0- 0	0- 1	0- 0				

RPI	S	Opponent	Score	RPI	S	Opponent	Score	RPI	S	Opponent	Score	RPI	S	Opponent	Score
23	A	DePaul	64 60	32	H	Penn	66 46	52	A	St. John's (NY)	71 59	105	A	Marquette	82 75
23	H	DePaul	47 75	33	A	George Washington	70 78	52	H	St. John's (NY)	58 54	105	H	Marquette	81 60
				47	A	Seton Hall	50 60	53	A	North Carolina St.	64 70	110	A	Georgetown	63 60
				47	H	Seton Hall	55 45	55	A	Temple	55 61	110	H	Georgetown	51 57
								63	H	Hofstra	74 82	118	A	Creighton	48 53
								69	N	St. Mary's (CA)	60 67	118	H	Creighton	62 65
								90	N	Drexel	67 55	118	N	Creighton	48 57
												123	H	Saint Joseph's	55 49
												127	H	Liberty	67 51
												170	A	Xavier	67 74
												170	H	Xavier	58 55
												175	N	Sacramento St.	78 54
												193	A	Butler	57 45
												193	H	Butler	66 46
												204	H	Loyola Maryland	67 55
												214	A	Lehigh	65 44
												267	A	Providence	76 47
												267	H	Providence	67 39
												281	A	La Salle	67 56
LAST 12 Division I GAMES:															
63	H	Hofstra	74 82	47	A	Seton Hall	50 60	52	A	St. John's (NY)	71 59	105	H	Marquette	81 60
127	H	Liberty	67 51	52	A	St. John's (NY)	71 59	23	H	DePaul	47 75	267	A	Providence	76 47
118	N	Creighton	48 57	105	H	Marquette	81 60	267	A	Providence	76 47	118	A	Creighton	48 53
193	H	Butler	66 46	23	H	DePaul	47 75								
170	H	Xavier	58 55	267	A	Providence	76 47								
110	A	Georgetown	63 60	118	A	Creighton	48 53								

Non-Div I Games:

Villanova

Average RPI Win:	168	WON-LOST	WINNING	LAST 10	STRENGTH OF	OPP. STRENGTH	TEAM	ADJ.	CONF.	ADJ CONF.
Average RPI Loss:	52	RECORD	PCT. RANK	GAMES	SCHEDULE	OF SCHEDULE	RPI	RPI	RPI	RPI
DIV. I ONLY	18- 16	156	5- 5	58	57	91	91	4	4	
DIV. I NON-CONF.	12- 5	83	2- 1	133	115	81	81	4	4	
TOTALS	RPI 1-25	RPI 26-50	W-L RECORDS	RPI 51-100	RPI 101-150	RPI 150+				
18- 16	0- 6	3- 2	OVERALL	4- 5	2- 3	9- 0				
10- 6	0- 3	1- 0	HOME	0- 1	0- 2	9- 0				
7- 7	0- 3	1- 1	AWAY	4- 2	2- 1	0- 0				
1- 3	0- 0	1- 1	NEUTRAL	0- 2	0- 0	0- 0				
12- 5	0- 1	2- 0	NON-CONFERENCE	3- 4	0- 0	7- 0				
7- 1	0- 0	0- 0	HOME	0- 1	0- 0	7- 0				
4- 2	0- 1	1- 0	AWAY	3- 1	0- 0	0- 0				
1- 2	0- 0	1- 0	NEUTRAL	0- 2	0- 0	0- 0				
6- 11	0- 5	1- 2	CONFERENCE	1- 1	2- 3	2- 0				
3- 5	0- 3	1- 0	HOME	0- 0	0- 2	2- 0				
3- 5	0- 2	0- 1	AWAY	1- 1	2- 1	0- 0				
0- 1	0- 0	0- 1	NEUTRAL	0- 0	0- 0	0- 0				

RPI	S	Opponent	Score	RPI	S	Opponent	Score	RPI	S	Opponent	Score	RPI	S	Opponent	Score
2	H	Notre Dame	46 74	27	N	Green Bay	68 59	53	A	North Carolina St.	52 63	114	A	Virginia Tech	55 60
8	H	Syracuse	57 91	28	H	Miami (FL)	76 56	62	A	Middle Tenn.	70 66	114	H	Virginia Tech	46 66
10	A	Ohio St.	73 93	49	A	Auburn	69 52	63	A	Hofstra	57 65	120	A	Boston College	61 50
13	A	Florida St.	48 70	50	A	Duke	52 67	64	N	Tulane	62 67	132	H	Pittsburgh	55 58
16	A	Louisville	59 74	50	N	Duke	53 57	66	A	Rutgers	71 55	133	A	Wake Forest	52 50
16	H	Louisville	41 59					66	N	Rutgers	48 60	151	H	North Carolina	72 68
								68	H	Iowa	73 85	200	H	Richmond	71 51
								74	A	Georgia Tech	78 67	230	H	Coppin St.	75 40
								80	A	VCU	52 50	251	H	Clemson	65 48
												258	H	Bowling Green	68 39
												288	H	Charleston So.	85 65
												315	H	Longwood	81 46
												341	H	NJIT	81 54
												347	H	Norfolk St.	86 50
LAST 12 Division I GAMES:															
63	A	Hofstra	57 65	251	H	Clemson	65 48								
66	A	Rutgers	71 55	16	A	Louisville	59 74								
80	A	VCU	52 50	120	A	Boston College	61 50								
50	N	Duke	53 57	8	H	Syracuse	57 91								
114	A	Virginia Tech	55 60	114	H	Virginia Tech	46 66								
151	H	North Carolina	72 68	50	A	Duke	52 67								

Non-Div I Games:

Virginia

Average RPI Win:	183	WON-LOST	WINNING	LAST 10	STRENGTH OF	OPP. STRENGTH	TEAM	ADJ.	CONF.	ADJ CONF.
Average RPI Loss:	60	RECORD	PCT. RANK	GAMES	SCHEDULE	OF SCHEDULE	RPI	RPI	RPI	RPI
DIV. I ONLY	18- 14	138	4- 6	92	63	114	114	4	4	
DIV. I NON-CONF.	13- 2	12	1- 1	245	199	65	65	4	4	
TOTALS	RPI 1-25	RPI 26-50	W-L RECORDS	RPI 51-100	RPI 101-150	RPI 150+				
18- 14	1- 4	0- 3	OVERALL	2- 3	4- 3	11- 1				
14- 5	0- 0	0- 2	HOME	1- 2	2- 1	11- 0				
4- 8	1- 4	0- 1	AWAY	1- 1	2- 1	0- 1				
0- 1	0- 0	0- 0	NEUTRAL	0- 0	0- 1	0- 0				
13- 2	1- 0	0- 0	NON-CONFERENCE	0- 1	2- 1	10- 0				
11- 0	0- 0	0- 0	HOME	0- 0	1- 0	10- 0				
2- 2	1- 0	0- 0	AWAY	0- 1	1- 1	0- 0				
0- 0	0- 0	0- 0	NEUTRAL	0- 0	0- 0	0- 0				
5- 12	0- 4	0- 3	CONFERENCE	2- 2	2- 2	1- 1				
3- 5	0- 0	0- 2	HOME	1- 2	1- 1	1- 0				
2- 6	0- 4	0- 1	AWAY	1- 0	1- 0	0- 1				
0- 1	0- 0	0- 0	NEUTRAL	0- 0	0- 1	0- 0				

RPI 1-25				RPI 26-50				RPI 51-100				RPI 101+ Team's RPI: 114			
RPI	S	Opponent	Score	RPI	S	Opponent	Score	RPI	S	Opponent	Score	RPI	S	Opponent	Score
2	A	Notre Dame	41 80	28	A	Miami (FL)	56 67	51	A	Ohio	57 64	101	H	Elon	68 59
8	A	Syracuse	39 60	28	H	Miami (FL)	45 57	53	H	North Carolina St.	61 72	110	A	Georgetown	56 73
13	A	Florida St.	50 68	50	H	Duke	62 66	74	H	Georgia Tech	34 51	120	H	Boston College	58 33
16	A	Louisville	45 56					91	A	Virginia	66 46	120	N	Boston College	37 49
17	A	Tennessee	57 43					91	H	Virginia	60 55	132	H	Pittsburgh	48 59
												133	A	Wake Forest	54 48
												139	A	Penn St.	64 59
												151	A	North Carolina	67 71
												171	H	George Mason	80 63
												178	H	Radford	47 40
												187	H	Presbyterian	58 44
												219	H	Furman	59 30
												226	H	Col. of Charleston	81 47
												230	H	Coppin St.	72 39
												251	H	Clemson	79 49
												255	H	Morgan St.	73 33
												267	H	Providence	62 46
												306	H	Wofford	73 42
												316	H	Mt. St. Mary's	59 42
LAST 12 Division I GAMES:															
51	A	Ohio	57 64	50	H	Duke	62 66								
101	H	Elon	68 59	132	H	Pittsburgh	48 59								
120	N	Boston College	37 49	151	A	North Carolina	67 71								
91	H	Virginia	60 55	91	A	Virginia	66 46								
133	A	Wake Forest	54 48	74	H	Georgia Tech	34 51								
28	A	Miami (FL)	56 67	13	A	Florida St.	50 68								

Non-Div I Games:

Virginia Tech

■ Loss,
 ■ Non-Conf,
 ■ S Site,
 ■ H Home
 ■ A Away
 N Neutral

Average RPI Win:	323	WON-LOST	WINNING	LAST 10	STRENGTH OF	OPP. STRENGTH	TEAM	ADJ.	CONF.	ADJ CONF.
Average RPI Loss:	220	RECORD	PCT. RANK	GAMES	SCHEDULE	OF SCHEDULE	RPI	RPI	RPI	RPI
DIV. I ONLY	5- 24	320	2- 8	335	319	343	343	30	30	
DIV. I NON-CONF.	2- 9	296	0- 0	299	118	328	328	32	32	
TOTALS	RPI 1-25	RPI 26-50	W-L RECORDS	RPI 51-100	RPI 101-150	RPI 150+				
5- 24	0- 1	0- 1	OVERALL	0- 0	0- 2	5- 20				
3- 10	0- 0	0- 0	HOME	0- 0	0- 0	3- 10				
2- 14	0- 1	0- 1	AWAY	0- 0	0- 2	2- 10				
0- 0	0- 0	0- 0	NEUTRAL	0- 0	0- 0	0- 0				
2- 9	0- 1	0- 1	NON-CONFERENCE	0- 0	0- 2	2- 5				
2- 2	0- 0	0- 0	HOME	0- 0	0- 0	2- 2				
0- 7	0- 1	0- 1	AWAY	0- 0	0- 2	0- 3				
0- 0	0- 0	0- 0	NEUTRAL	0- 0	0- 0	0- 0				
3- 15	0- 0	0- 0	CONFERENCE	0- 0	0- 0	3- 15				
1- 8	0- 0	0- 0	HOME	0- 0	0- 0	1- 8				
2- 7	0- 0	0- 0	AWAY	0- 0	0- 0	2- 7				
0- 0	0- 0	0- 0	NEUTRAL	0- 0	0- 0	0- 0				

RPI S	Opponent	Score	RPI S	Opponent	Score	RPI S	Opponent	Score	RPI S	Opponent	Score	Team's RPI: 343
10	A Ohio St.	47 106	32	A Penn	50 78				132	A Pittsburgh	41 67	
									135	A Old Dominion	57 71	
									158	H Stony Brook	62 73	
									162	A Yale	60 78	
									164	A Robert Morris	44 64	
									164	H Robert Morris	49 79	
									179	H Ole Miss	49 86	
									198	A Sacred Heart	62 73	
									198	H Sacred Heart	73 77	
									237	A Bryant	67 94	
									237	H Bryant	71 82	
									249	A Columbia	48 67	
									262	A Saint Francis (PA)	78 93	
									262	H Saint Francis (PA)	74 87	
									275	A Central Conn. St.	64 63	
									275	H Central Conn. St.	52 62	
									314	A Fairleigh Dickinson	67 75	
									314	H Fairleigh Dickinson	57 73	
									316	A Mt. St. Mary's	55 64	
									316	H Mt. St. Mary's	50 59	
									321	A Delaware St.	44 66	
									324	A LIU Brooklyn	66 71	
									324	H LIU Brooklyn	63 73	
									329	H Lafayette	69 48	
									335	A St. Francis Brooklyn	82 78	
									335	H St. Francis Brooklyn	70 53	
									198	H Sacred Heart	73 77	

LAST 12 Division I GAMES:

324	A	LIU Brooklyn	66	71	316	H	Mt. St. Mary's	50	59
164	H	Robert Morris	49	79	314	H	Fairleigh Dickinson	57	73
314	A	Fairleigh Dickinson	67	75	335	A	St. Francis Brooklyn	82	78
275	A	Central Conn. St.	64	63	316	A	Mt. St. Mary's	55	64
262	H	Saint Francis (PA)	74	87	335	H	St. Francis Brooklyn	70	53
237	A	Bryant	67	94	198	H	Sacred Heart	73	77

Non-Div I Games:

Wagner

■ Loss,
 ■ Non-Conf,
 ■ S Site,
 ■ H Home
 ■ A Away
 N Neutral

W
a
g
n
e
r

Wagner
RPI S Opponent Score

Through Games Of April 5, 2016

RPI	S	Opponent	Score
341	H	NJIT	76 53

W
a
g
n
e
r

Wagner

Wake Forest

Through Games Of April 5, 2016

Average RPI Win:	181	WON-LOST	WINNING	LAST 10	STRENGTH OF	OPP. STRENGTH	TEAM	ADJ.	CONF.	ADJ CONF.
Average RPI Loss:	69	RECORD	PCT. RANK	GAMES	SCHEDULE	OF SCHEDULE	RPI	RPI	RPI	RPI
DIV. I ONLY	17- 16	162	5- 5	111	49	133	133	4	4	
DIV. I NON-CONF.	10- 5	91	1- 1	265	126	148	148	4	4	
TOTALS	RPI 1-25	RPI 26-50	W-L RECORDS	RPI 51-100	RPI 101-150	RPI 150+				
17- 16	0- 4	1- 3	OVERALL	2- 6	4- 1	10- 2				
9- 7	0- 3	1- 0	HOME	1- 2	2- 1	5- 1				
6- 7	0- 1	0- 3	AWAY	1- 3	2- 0	3- 0				
2- 2	0- 0	0- 0	NEUTRAL	0- 1	0- 0	2- 1				
10- 5	0- 0	0- 1	NON-CONFERENCE	1- 2	2- 0	7- 2				
6- 2	0- 0	0- 0	HOME	0- 1	2- 0	4- 1				
3- 2	0- 0	0- 1	AWAY	1- 1	0- 0	2- 0				
1- 1	0- 0	0- 0	NEUTRAL	0- 0	0- 0	1- 1				
7- 11	0- 4	1- 2	CONFERENCE	1- 4	2- 1	3- 0				
3- 5	0- 3	1- 0	HOME	1- 1	0- 1	1- 0				
3- 5	0- 1	0- 2	AWAY	0- 2	2- 0	1- 0				
1- 1	0- 0	0- 0	NEUTRAL	0- 1	0- 0	1- 0				

RPI 1-25				RPI 26-50				RPI 51-100				RPI 101+ Team's RPI: 133			
RPI	S	Opponent	Score	RPI	S	Opponent	Score	RPI	S	Opponent	Score	RPI	S	Opponent	Score
2	H	Notre Dame	52 86	28	A	Miami (FL)	60 71	53	A	North Carolina St.	47 64	114	H	Virginia Tech	48 54
8	H	Syracuse	65 91	39	A	Missouri	81 94	53	H	North Carolina St.	63 58	120	A	Boston College	65 59
13	H	Florida St.	55 96	50	A	Duke	68 95	54	A	FGCU	48 67	125	H	Jacksonville	57 51
16	A	Louisville	54 78	50	H	Duke	64 58	74	A	Georgia Tech	51 66	130	H	LSU	60 57
								74	N	Georgia Tech	65 67	132	A	Pittsburgh	60 49
								82	H	Belmont	64 78	151	H	North Carolina	75 63
								91	H	Virginia	50 52	166	H	ETSU	69 52
								100	A	Charlotte	72 69	196	H	Davidson	77 58
												200	H	Richmond	43 33
												203	H	Wisconsin	51 64
												207	N	Hampton	42 47
												251	A	Clemson	55 45
												251	N	Clemson	73 58
												274	A	American	71 70
												281	H	La Salle	61 53
												287	N	Coastal Caro.	81 52
												304	A	FIU	57 53
LAST 12 Division I GAMES:															
54	A	FGCU	48 67	2	H	Notre Dame	52 86	50	H	Duke	64 58				
100	A	Charlotte	72 69	251	A	Clemson	55 45	53	H	North Carolina St.	63 58				
74	N	Georgia Tech	65 67	132	A	Pittsburgh	60 49	16	A	Louisville	54 78				
251	N	Clemson	73 58												
74	A	Georgia Tech	51 66												
114	H	Virginia Tech	48 54												

Non-Div I Games:

Wake Forest

■ Loss,
 ■ Non-Conf,
 ■ S Site,
 ■ H Home
 ■ A Away
 N Neutral

Average RPI Win:	106	WON-LOST	WINNING	LAST 10	STRENGTH OF	OPP. STRENGTH	TEAM	ADJ.	CONF.	ADJ CONF.
Average RPI Loss:	20	RECORD	PCT. RANK	GAMES	SCHEDULE	OF SCHEDULE	RPI	RPI	RPI	RPI
DIV. I ONLY	26- 11	59	8- 2	11	2	15	15	1	1	
DIV. I NON-CONF.	12- 3	34	3- 1	14	22	12	12	1	1	
TOTALS	RPI 1-25	RPI 26-50	W-L RECORDS	RPI 51-100	RPI 101-150	RPI 150+				
26- 11	5- 8	2- 1	OVERALL	9- 2	3- 0	7- 0				
12- 4	1- 2	0- 1	HOME	5- 1	1- 0	5- 0				
8- 4	1- 3	1- 0	AWAY	4- 1	1- 0	1- 0				
6- 3	3- 3	1- 0	NEUTRAL	0- 0	1- 0	1- 0				
12- 3	2- 2	2- 1	NON-CONFERENCE	3- 0	1- 0	4- 0				
6- 1	0- 0	0- 1	HOME	2- 0	0- 0	4- 0				
3- 0	1- 0	1- 0	AWAY	1- 0	0- 0	0- 0				
3- 2	1- 2	1- 0	NEUTRAL	0- 0	1- 0	0- 0				
14- 8	3- 6	0- 0	CONFERENCE	6- 2	2- 0	3- 0				
6- 3	1- 2	0- 0	HOME	3- 1	1- 0	1- 0				
5- 4	0- 3	0- 0	AWAY	3- 1	1- 0	1- 0				
3- 1	2- 1	0- 0	NEUTRAL	0- 0	0- 0	1- 0				

RPI	S	Opponent	Score	RPI	S	Opponent	Score	RPI	S	Opponent	Score	RPI	S	Opponent	Score
5	H	Oregon St.	53 61	26	H	Oklahoma	68 71	56	A	Southern California	61 53	126	A	Arizona	74 52
5	N	Oregon St.	55 57	32	N	Penn	65 53	56	H	Southern California	69 60	126	H	Arizona	63 47
7	A	Stanford	53 69	37	A	South Dakota	77 64	58	H	Oregon	63 75	143	N	Texas Tech	77 73
7	N	Stanford	85 76					70	H	UC Riverside	78 43	152	H	Weber St.	69 56
7	N	Stanford	73 65					71	H	Santa Clara	100 55	195	A	Colorado	76 74
8	N	Syracuse	62 66					73	A	Utah	83 88	195	H	Colorado	68 47
8	N	Syracuse	59 80					73	H	Utah	73 60	195	N	Colorado	67 51
9	A	UCLA	59 63					84	A	California	75 65	242	H	San Diego St.	80 51
9	H	UCLA	64 56					93	A	Washington St.	79 64	273	H	Seattle	96 55
11	A	Maryland	74 65					93	H	Washington St.	69 63	294	H	Portland	83 65
12	A	Arizona St.	57 77					97	A	Fresno St.	89 79				
12	H	Arizona St.	61 68												
14	N	Kentucky	85 72												
LAST 12 Division I GAMES:															
		8 N Syracuse	59 80			7 N Stanford	73 65								
		7 N Stanford	85 76			195 N Colorado	67 51								
		14 N Kentucky	85 72			195 H Colorado	68 47								
		11 A Maryland	74 65			73 H Utah	73 60								
		32 N Penn	65 53			12 A Arizona St.	57 77								
		5 N Oregon St.	55 57			126 A Arizona	74 52								

Non-Div I Games:

Washington

Average RPI Win:	170	WON-LOST	WINNING	LAST 10	STRENGTH OF	OPP. STRENGTH	TEAM	ADJ.	CONF.	ADJ CONF.
Average RPI Loss:	37	RECORD	PCT. RANK	GAMES	SCHEDULE	OF SCHEDULE	RPI	RPI	RPI	RPI
DIV. I ONLY	14- 16	187	2- 8	59	12	93	93	1	1	
DIV. I NON-CONF.	9- 2	27	0- 0	148	143	36	36	1	1	
TOTALS	RPI 1-25	RPI 26-50	W-L RECORDS	RPI 51-100	RPI 101-150	RPI 150+				
14- 16	0- 8	0- 1	OVERALL	2- 7	4- 0	8- 0				
7- 6	0- 4	0- 0	HOME	1- 2	2- 0	4- 0				
6- 9	0- 4	0- 1	AWAY	1- 4	2- 0	3- 0				
1- 1	0- 0	0- 0	NEUTRAL	0- 1	0- 0	1- 0				
9- 2	0- 0	0- 1	NON-CONFERENCE	1- 1	2- 0	6- 0				
4- 0	0- 0	0- 0	HOME	0- 0	1- 0	3- 0				
4- 2	0- 0	0- 1	AWAY	1- 1	1- 0	2- 0				
1- 0	0- 0	0- 0	NEUTRAL	0- 0	0- 0	1- 0				
5- 14	0- 8	0- 0	CONFERENCE	1- 6	2- 0	2- 0				
3- 6	0- 4	0- 0	HOME	1- 2	1- 0	1- 0				
2- 7	0- 4	0- 0	AWAY	0- 3	1- 0	1- 0				
0- 1	0- 0	0- 0	NEUTRAL	0- 1	0- 0	0- 0				

RPI 1-25				RPI 26-50				RPI 51-100 Team's RPI: 93				RPI 101+			
RPI	S	Opponent	Score	RPI	S	Opponent	Score	RPI	S	Opponent	Score	RPI	S	Opponent	Score
5	H	Oregon St.	45 54	35	A	Oklahoma St.	60 70	56	A	Southern California	62 64	104	A	Hawaii	62 52
7	A	Stanford	52 69					56	H	Southern California	73 61	126	A	Arizona	62 61
9	A	UCLA	61 73					56	N	Southern California	73 77	126	H	Arizona	67 46
9	H	UCLA	73 75					58	H	Oregon	48 73	128	H	Gonzaga	55 48
12	A	Arizona St.	39 61					69	A	St. Mary's (CA)	71 75	153	A	Boise St.	57 52
12	H	Arizona St.	45 63					73	A	Utah	71 73	195	A	Colorado	74 66
15	A	Washington	63 69					73	H	Utah	69 75	195	H	Colorado	83 70
15	H	Washington	64 79					78	A	San Diego	78 72	201	H	San Jose St.	95 80
								84	A	California	71 74	207	H	Hampton	68 61
												222	A	Kansas	66 53
												266	H	UC Santa Barbara	61 44
												326	N	Nevada	70 57
LAST 12 Division I GAMES:															
		56	N	Southern California	73	77	9	A	UCLA	61	73				
		73	H	Utah	69	75	5	H	Oregon St.	45	54				
		195	H	Colorado	83	70	58	H	Oregon	48	73				
		126	A	Arizona	62	61	7	A	Stanford	52	69				
		12	A	Arizona St.	39	61	84	A	California	71	74				
		56	A	Southern California	62	64	15	A	Washington	63	69				

Non-Div I Games:

Washington St.

■ Loss,
 ■ Non-Conf,
 S Site,
 ■ Home
 ■ Away
 N Neutral

Average RPI Win:	242	WON-LOST	WINNING	LAST 10	STRENGTH OF	OPP. STRENGTH	TEAM	ADJ.	CONF.	ADJ CONF.
Average RPI Loss:	131	RECORD	PCT. RANK	GAMES	SCHEDULE	OF SCHEDULE	RPI	RPI	RPI	RPI
DIV. I ONLY	21- 12	85	5- 5	306	179	152	152	19	19	
DIV. I NON-CONF.	8- 4	91	2- 1	256	225	128	128	20	20	
TOTALS	RPI 1-25	RPI 26-50	W-L RECORDS	RPI 51-100	RPI 101-150	RPI 150+				
21- 12	0- 2	0- 0	OVERALL	0- 0	2- 4	19- 6				
8- 5	0- 1	0- 0	HOME	0- 0	0- 2	8- 2				
11- 6	0- 1	0- 0	AWAY	0- 0	2- 1	9- 4				
2- 1	0- 0	0- 0	NEUTRAL	0- 0	0- 1	2- 0				
8- 4	0- 2	0- 0	NON-CONFERENCE	0- 0	0- 1	8- 1				
2- 2	0- 1	0- 0	HOME	0- 0	0- 0	2- 1				
5- 2	0- 1	0- 0	AWAY	0- 0	0- 1	5- 0				
1- 0	0- 0	0- 0	NEUTRAL	0- 0	0- 0	1- 0				
13- 8	0- 0	0- 0	CONFERENCE	0- 0	2- 3	11- 5				
6- 3	0- 0	0- 0	HOME	0- 0	0- 2	6- 1				
6- 4	0- 0	0- 0	AWAY	0- 0	2- 0	4- 4				
1- 1	0- 0	0- 0	NEUTRAL	0- 0	0- 1	1- 0				

RPI 1-25				RPI 26-50				RPI 51-100				RPI 101+ Team's RPI: 152			
RPI	S	Opponent	Score	RPI	S	Opponent	Score	RPI	S	Opponent	Score	RPI	S	Opponent	Score
15	A	Washington	56 69									103	A	North Dakota	62 56
22	H	BYU	51 68									103	A	North Dakota	76 74
												103	H	North Dakota	78 85
												113	H	Idaho	70 77
												113	N	Idaho	83 86
												116	A	La.-Lafayette	85 87
												161	A	Montana St.	71 92
												167	A	Idaho St.	61 46
												167	H	Idaho St.	57 58
												172	A	New Mexico	75 67
												173	A	Montana	75 84
												174	H	Eastern Wash.	80 74
												175	A	Sacramento St.	64 87
												175	H	Sacramento St.	77 66
												185	A	Northern Colo.	63 65
												185	H	Northern Colo.	82 79
												191	H	USC Upstate	79 53
												205	H	Utah Valley	61 56
												210	N	SFA	56 46
												226	H	Col. of Charleston	42 50
												239	A	North Texas	45 38
												294	A	Portland	57 55
												300	A	Denver	61 49
												309	A	Northern Ariz.	76 56
												309	H	Northern Ariz.	95 88
												317	A	Portland St.	75 58
LAST 12 Division I GAMES:															
116	A	La.-Lafayette	85 87	174	H	Eastern Wash.	80 74								
191	H	USC Upstate	79 53	113	H	Idaho	70 77								
103	A	North Dakota	76 74	173	A	Montana	75 84								
172	A	New Mexico	75 67	161	A	Montana St.	71 92								
113	N	Idaho	83 86	309	H	Northern Ariz.	95 88								
317	N	Portland St.	91 68	331	H	Southern Utah	75 56								

Non-Div I Games: Westminster (UT) 79 46 Bethesda (CA) 86 60

Weber St.

■ Loss,
■ Non-Conf,
■ S Site,
■ H Home
■ A Away
N Neutral

RPI	S	Opponent	Score	
317	H	Portland St.	102	73
317	N	Portland St.	91	68
331	A	Southern Utah	69	51
331	H	Southern Utah	75	56
340	A	Cal St. Fullerton	60	40

Weber St.

W
e
b
e
r
s
t
.

W
e
b
e
r
s
t
.

West Virginia

Through Games Of April 5, 2016

Average RPI Win:	145	WON-LOST	WINNING	LAST 10	STRENGTH OF	OPP. STRENGTH	TEAM	ADJ.	CONF.	ADJ CONF.
Average RPI Loss:	28	RECORD	PCT. RANK	GAMES	SCHEDULE	OF SCHEDULE	RPI	RPI	RPI	RPI
DIV. I ONLY	25- 10	54	6- 4	30	41	24	24	2	2	
DIV. I NON-CONF.	12- 3	34	1- 1	111	180	48	48	2	2	
TOTALS	RPI 1-25	RPI 26-50	W-L RECORDS	RPI 51-100	RPI 101-150	RPI 150+				
25- 10	0- 6	8- 2	OVERALL	2- 1	6- 1	9- 0				
13- 2	0- 2	3- 0	HOME	1- 0	3- 0	6- 0				
5- 6	0- 3	1- 2	AWAY	1- 0	2- 1	1- 0				
7- 2	0- 1	4- 0	NEUTRAL	0- 1	1- 0	2- 0				
12- 3	0- 1	3- 0	NON-CONFERENCE	0- 1	2- 1	7- 0				
6- 0	0- 0	0- 0	HOME	0- 0	1- 0	5- 0				
0- 2	0- 1	0- 0	AWAY	0- 0	0- 1	0- 0				
6- 1	0- 0	3- 0	NEUTRAL	0- 1	1- 0	2- 0				
13- 7	0- 5	5- 2	CONFERENCE	2- 0	4- 0	2- 0				
7- 2	0- 2	3- 0	HOME	1- 0	2- 0	1- 0				
5- 4	0- 2	1- 2	AWAY	1- 0	2- 0	1- 0				
1- 1	0- 1	1- 0	NEUTRAL	0- 0	0- 0	0- 0				

RPI 1-25				Team's RPI: 24		RPI 26-50				RPI 51-100				RPI 101+			
RPI	S	Opponent	Score	RPI	S	Opponent	Score	RPI	S	Opponent	Score	RPI	S	Opponent	Score		
3	A	Baylor	64 69	26	A	Oklahoma	54 57	56	N	Southern California	67 78	101	H	Elon	67 57		
3	H	Baylor	61 71	26	H	Oklahoma	63 55	96	A	TCU	97 84	128	A	Gonzaga	57 62		
6	A	Texas	50 73	34	N	James Madison	69 62	96	H	TCU	83 72	131	N	Marshall	66 60		
6	H	Texas	54 65	35	A	Oklahoma St.	51 63					137	A	Iowa St.	82 57		
6	N	Texas	51 67	35	H	Oklahoma St.	82 48					137	H	Iowa St.	57 47		
10	A	Ohio St.	81 88	41	A	Kansas St.	72 53					143	A	Texas Tech	69 42		
				41	H	Kansas St.	64 44					143	H	Texas Tech	79 57		
				41	N	Kansas St.	74 65					162	N	Yale	70 60		
				43	N	Indiana	75 64					222	A	Kansas	65 45		
				46	N	Princeton	74 65					222	H	Kansas	72 35		
												230	H	Coppin St.	96 64		
												234	N	Grand Canyon	68 50		
												305	H	Morehead St.	94 56		
												314	H	Fairleigh Dickinson	91 42		
												315	H	Longwood	74 43		
												321	H	Delaware St.	77 34		
LAST 12 Division I GAMES:																	
10	A	Ohio St.	81 88	96	H	TCU	83 72										
46	N	Princeton	74 65	6	A	Texas	50 73										
6	N	Texas	51 67	26	H	Oklahoma	63 55										
41	N	Kansas St.	74 65	35	A	Oklahoma St.	51 63										
137	A	Iowa St.	82 57	137	H	Iowa St.	57 47										
35	H	Oklahoma St.	82 48	41	H	Kansas St.	64 44										

Non-Div I Games:

West Virginia

■ Loss,
 ■ Non-Conf,
 ■ S Site,
 ■ Home
 ■ A Away
 N Neutral

Average RPI Win:	304	WON-LOST	WINNING	LAST 10	STRENGTH OF	OPP. STRENGTH	TEAM	ADJ.	CONF.	ADJ CONF.
Average RPI Loss:	161	RECORD	PCT. RANK	GAMES	SCHEDULE	OF SCHEDULE	RPI	RPI	RPI	RPI
DIV. I ONLY	4- 22	325	3- 7	150	271	301	301	18	18	
DIV. I NON-CONF.	1- 10	330	0- 0	152	344	304	304	16	16	
TOTALS	RPI 1-25	RPI 26-50	W-L RECORDS	RPI 51-100	RPI 101-150	RPI 150+				
4- 22	0- 0	0- 4	OVERALL	0- 1	0- 5	4- 12				
2- 7	0- 0	0- 1	HOME	0- 0	0- 3	2- 3				
1- 14	0- 0	0- 2	AWAY	0- 1	0- 2	1- 9				
1- 1	0- 0	0- 1	NEUTRAL	0- 0	0- 0	1- 0				
1- 10	0- 0	0- 1	NON-CONFERENCE	0- 1	0- 1	1- 7				
0- 2	0- 0	0- 0	HOME	0- 0	0- 1	0- 1				
0- 8	0- 0	0- 1	AWAY	0- 1	0- 0	0- 6				
1- 0	0- 0	0- 0	NEUTRAL	0- 0	0- 0	1- 0				
3- 12	0- 0	0- 3	CONFERENCE	0- 0	0- 4	3- 5				
2- 5	0- 0	0- 1	HOME	0- 0	0- 2	2- 2				
1- 6	0- 0	0- 1	AWAY	0- 0	0- 2	1- 3				
0- 1	0- 0	0- 1	NEUTRAL	0- 0	0- 0	0- 0				

RPI 1-25				RPI 26-50				RPI 51-100				RPI 101+				Team's RPI: 301
RPI	S	Opponent	Score	RPI	S	Opponent	Score	RPI	S	Opponent	Score	RPI	S	Opponent	Score	
				42	A	Chattanooga	59 77	53	A	North Carolina St.	55 86	115	A	Samford	52 57	
				42	H	Chattanooga	51 65					115	H	Samford	42 59	
				42	N	Chattanooga	56 74					117	H	UNC Asheville	45 67	
				50	A	Duke	47 84					119	A	Mercer	42 63	
												119	H	Mercer	88 92	
												166	A	ETSU	62 74	
												166	H	ETSU	43 45	
												180	A	Eastern Ky.	62 91	
												191	A	USC Upstate	59 68	
												196	A	Davidson	51 64	
												219	A	Furman	56 71	
												219	H	Furman	76 83	
												241	H	Bethune-Cookman	59 66	
												257	A	Campbell	66 73	
												288	A	Charleston So.	59 80	
												289	A	Kennesaw St.	53 65	
												290	N	Florida A&M	69 53	
												306	A	Wofford	71 72	
												306	H	Wofford	74 72	
												310	A	UNCG	84 80	
												310	H	UNCG	84 72	
LAST 12 Division I GAMES:																
				42	N	Chattanooga	56 74					115	A	Samford	52 57	
				310	A	UNCG	84 80					119	A	Mercer	42 63	
				219	A	Furman	56 71					310	H	UNCG	84 72	
				306	A	Wofford	71 72					306	H	Wofford	74 72	
				42	H	Chattanooga	51 65					219	H	Furman	76 83	
				166	H	ETSU	43 45					166	A	ETSU	62 74	

Non-Div I Games: Anderson (SC) 72 55 Brevard 68 60 Warren Wilson 106 52

Western Caro.

Loss, Non-Conf, S Site, H Home A Away N Neutral

Average RPI Win:	270	WON-LOST	WINNING	LAST 10	STRENGTH OF	OPP. STRENGTH	TEAM	ADJ.	CONF.	ADJ CONF.
Average RPI Loss:	131	RECORD	PCT. RANK	GAMES	SCHEDULE	OF SCHEDULE	RPI	RPI	RPI	RPI
DIV. I ONLY	14- 16	187	4- 6	270	205	224	224	16	16	
DIV. I NON-CONF.	6- 7	173	1- 1	283	305	235	235	15	15	
<hr/>										
TOTALS	RPI 1-25	RPI 26-50	W-L RECORDS	RPI 51-100	RPI 101-150	RPI 150+				
14- 16	0- 0	0- 5	OVERALL	0- 1	3- 5	11- 5				
8- 5	0- 0	0- 2	HOME	0- 0	3- 1	5- 2				
5- 9	0- 0	0- 3	AWAY	0- 1	0- 3	5- 2				
1- 2	0- 0	0- 0	NEUTRAL	0- 0	0- 1	1- 1				
6- 7	0- 0	0- 1	NON-CONFERENCE	0- 1	2- 1	4- 4				
3- 2	0- 0	0- 0	HOME	0- 0	2- 0	1- 2				
2- 4	0- 0	0- 1	AWAY	0- 1	0- 1	2- 1				
1- 1	0- 0	0- 0	NEUTRAL	0- 0	0- 0	1- 1				
8- 9	0- 0	0- 4	CONFERENCE	0- 0	1- 4	7- 1				
5- 3	0- 0	0- 2	HOME	0- 0	1- 1	4- 0				
3- 5	0- 0	0- 2	AWAY	0- 0	0- 2	3- 1				
0- 1	0- 0	0- 0	NEUTRAL	0- 0	0- 1	0- 0				

RPI 1-25			RPI 26-50			RPI 51-100			RPI 101+ Team's RPI: 224		
RPI	S	Opponent	Score	RPI	S	Opponent	Score	RPI	S	Opponent	Score
				37	A	South Dakota	50 86	103	A	North Dakota	67 78
				37	H	South Dakota	77 102	122	A	IUPUI	87 96
				41	A	Kansas St.	45 84	122	H	IUPUI	60 68
				44	A	South Dakota St.	63 85	140	A	Oral Roberts	55 79
				44	H	South Dakota St.	65 66	140	H	Oral Roberts	72 61
								140	N	Oral Roberts	55 68
								144	H	Southern Ill.	99 97
								147	H	SIUE	78 74
								191	A	USC Upstate	78 81
								233	H	Southeast Mo. St.	84 89
								236	A	Omaha	66 79
								236	H	Omaha	74 55
								241	N	Bethune-Cookman	75 59
								250	H	Ill.-Chicago	70 78
								286	N	Towson	77 83
								300	A	Denver	80 69
								300	H	Denver	63 60
								313	A	IPFW	78 74
								313	H	IPFW	88 87
								320	A	North Dakota St.	94 82
								320	H	North Dakota St.	100 89
								322	A	Illinois St.	79 64
								339	A	Eastern Ill.	92 69
								345	H	Chicago St.	88 50
<hr/>											
LAST 12 Division I GAMES:											
				191	A	USC Upstate	78 81	37	A	South Dakota	50 86
				144	H	Southern Ill.	99 97	300	A	Denver	80 69
				140	N	Oral Roberts	55 68	122	A	IUPUI	87 96
				44	H	South Dakota St.	65 66	313	H	IPFW	88 87
				320	H	North Dakota St.	100 89	236	H	Omaha	74 55
				140	A	Oral Roberts	55 79	37	H	South Dakota	77 102

Non-Div I Games: Ashford 86 58 Central Methodist 108 46

Western Ill.

Loss, Non-Conf, S Site, H Home A Away N Neutral

Average RPI Win:	165	WON-LOST	WINNING	LAST 10	STRENGTH OF	OPP. STRENGTH	TEAM	ADJ.	CONF.	ADJ CONF.
Average RPI Loss:	87	RECORD	PCT. RANK	GAMES	SCHEDULE	OF SCHEDULE	RPI	RPI	RPI	RPI
DIV. I ONLY	26- 7	25	7- 3	86	111	31	31	12	12	
DIV. I NON-CONF.	11- 3	43	3- 1	102	95	26	26	10	10	
TOTALS	RPI 1-25	RPI 26-50	W-L RECORDS	RPI 51-100	RPI 101-150	RPI 150+				
26- 7	1- 0	0- 2	OVERALL	6- 3	5- 1	14- 1				
14- 1	1- 0	0- 1	HOME	5- 0	2- 0	6- 0				
11- 5	0- 0	0- 1	AWAY	1- 3	3- 0	7- 1				
1- 1	0- 0	0- 0	NEUTRAL	0- 0	0- 1	1- 0				
11- 3	1- 0	0- 1	NON-CONFERENCE	4- 1	1- 0	5- 1				
6- 0	1- 0	0- 0	HOME	3- 0	0- 0	2- 0				
4- 3	0- 0	0- 1	AWAY	1- 1	1- 0	2- 1				
1- 0	0- 0	0- 0	NEUTRAL	0- 0	0- 0	1- 0				
15- 4	0- 0	0- 1	CONFERENCE	2- 2	4- 1	9- 0				
8- 1	0- 0	0- 1	HOME	2- 0	2- 0	4- 0				
7- 2	0- 0	0- 0	AWAY	0- 2	2- 0	5- 0				
0- 1	0- 0	0- 0	NEUTRAL	0- 0	0- 1	0- 0				

RPI 1-25				RPI 26-50				Team's RPI: 31	RPI 51-100				RPI 101+			
RPI	S	Opponent	Score	RPI	S	Opponent	Score		RPI	S	Opponent	Score	RPI	S	Opponent	Score
16	H	Louisville	71 69	36	H	UTEP	78 85		57	A	Saint Louis	78 76	131	A	Marshall	80 76
				37	A	South Dakota	54 68		61	A	Ball St.	60 74	131	H	Marshall	81 52
									62	A	Middle Tenn.	75 83	131	N	Marshall	63 66
									62	H	Middle Tenn.	62 51	135	A	Old Dominion	85 74
									82	H	Belmont	80 65	135	H	Old Dominion	68 51
									88	H	Dayton	89 72	150	A	UT Arlington	73 64
									95	H	UT Martin	64 57	156	A	UAB	63 49
									100	A	Charlotte	72 81	156	H	UAB	64 55
									100	H	Charlotte	77 66	171	N	George Mason	84 58
													179	A	Ole Miss	53 59
													180	H	Eastern Ky.	76 60
													181	A	Fla. Atlantic	81 62
													192	A	Southern Miss.	54 53
													206	A	Louisiana Tech	69 58
													226	A	Col. of Charleston	78 44
													228	H	Rice	52 49
													239	H	North Texas	65 53
													265	H	UTSA	72 65
													269	H	Austin Peay	88 69
													304	A	FIU	71 69
													333	A	Lipscomb	64 56
LAST 12 Division I GAMES:																
37	A	South Dakota	54 68	192	A	Southern Miss.	54 53		156	H	UAB	64 55				
57	A	Saint Louis	78 76	62	H	Middle Tenn.	62 51		100	A	Charlotte	72 81				
95	H	UT Martin	64 57	135	A	Old Dominion	85 74		131	A	Marshall	80 76				
88	H	Dayton	89 72													
131	N	Marshall	63 66													
206	A	Louisiana Tech	69 58													

Non-Div I Games: Alas. Anchorage 62 58

Western Ky.

■ Loss,
 ■ Non-Conf, S Site,
 ■ Home
 ■ Away
 N Neutral

Average RPI Win:	248	WON-LOST	WINNING	LAST 10	STRENGTH OF	OPP. STRENGTH	TEAM	ADJ.	CONF.	ADJ CONF.
Average RPI Loss:	86	RECORD	PCT. RANK	GAMES	SCHEDULE	OF SCHEDULE	RPI	RPI	RPI	RPI
DIV. I ONLY	15- 15	164	4- 6	157	142	149	149	11	11	
DIV. I NON-CONF.	6- 4	118	0- 0	182	176	113	113	13	13	
TOTALS	RPI 1-25	RPI 26-50	W-L RECORDS	RPI 51-100	RPI 101-150	RPI 150+				
15- 15	0- 2	0- 0	OVERALL	0- 9	2- 3	13- 1				
7- 5	0- 0	0- 0	HOME	0- 3	1- 1	6- 1				
7- 7	0- 1	0- 0	AWAY	0- 4	1- 2	6- 0				
1- 3	0- 1	0- 0	NEUTRAL	0- 2	0- 0	1- 0				
6- 4	0- 2	0- 0	NON-CONFERENCE	0- 1	0- 1	6- 0				
2- 0	0- 0	0- 0	HOME	0- 0	0- 0	2- 0				
3- 2	0- 1	0- 0	AWAY	0- 0	0- 1	3- 0				
1- 2	0- 1	0- 0	NEUTRAL	0- 1	0- 0	1- 0				
9- 11	0- 0	0- 0	CONFERENCE	0- 8	2- 2	7- 1				
5- 5	0- 0	0- 0	HOME	0- 3	1- 1	4- 1				
4- 5	0- 0	0- 0	AWAY	0- 4	1- 1	3- 0				
0- 1	0- 0	0- 0	NEUTRAL	0- 1	0- 0	0- 0				

RPI 1-25				RPI 26-50				RPI 51-100				RPI 101+ Team's RPI: 149			
RPI	S	Opponent	Score	RPI	S	Opponent	Score	RPI	S	Opponent	Score	RPI	S	Opponent	Score
18	A	Michigan St.	40 78					51	A	Ohio	63 73	106	A	Buffalo	92 78
21	N	Mississippi St.	68 90					54	N	FGCU	42 60	109	A	Northwestern	62 86
								61	A	Ball St.	54 60	124	A	Toledo	73 80
								61	H	Ball St.	53 77	124	H	Toledo	68 80
								79	A	Central Mich.	51 53	134	H	Akron	69 65
								79	H	Central Mich.	61 73	160	H	Detroit	70 66
								79	N	Central Mich.	62 66	183	A	Loyola Chicago	68 45
								83	A	Eastern Mich.	66 70	213	N	Gardner-Webb	71 44
								83	H	Eastern Mich.	52 63	258	A	Bowling Green	65 49
												258	H	Bowling Green	74 45
												263	A	Northern Ill.	64 60
												263	H	Northern Ill.	70 80
												263	H	Northern Ill.	94 52
												282	H	Miami (OH)	80 66
												299	A	Bradley	72 59
												313	A	IPFW	70 48
												318	A	Kent St.	65 53
												318	H	Kent St.	73 52
												345	H	Chicago St.	65 56
LAST 12 Division I GAMES:															
				79	N	Central Mich.	62 66	61	A	Ball St.	54 60				
				263	H	Northern Ill.	94 52	134	H	Akron	69 65				
				263	A	Northern Ill.	64 60	258	A	Bowling Green	65 49				
				83	H	Eastern Mich.	52 63	83	A	Eastern Mich.	66 70				
				79	H	Central Mich.	61 73	124	H	Toledo	68 80				
				263	H	Northern Ill.	70 80	318	A	Kent St.	65 53				

Non-Div I Games: Ferris St. 73 41 Wis.-Parkside 56 49

Western Mich.

Loss, Non-Conf, S Site, H Home A Away N Neutral

Average RPI Win:	247	WON-LOST	WINNING	LAST 10	STRENGTH OF	OPP. STRENGTH	TEAM	ADJ.	CONF.	ADJ CONF.
Average RPI Loss:	170	RECORD	PCT. RANK	GAMES	SCHEDULE	OF SCHEDULE	RPI	RPI	RPI	RPI
DIV. I ONLY	8- 22	289	3- 7	248	219	301	301	21	21	
DIV. I NON-CONF.	3- 8	257	0- 0	178	216	258	258	19	19	
TOTALS	RPI 1-25	RPI 26-50	W-L RECORDS	RPI 51-100	RPI 101-150	RPI 150+				
8- 22	0- 1	0- 2	OVERALL	0- 4	1- 4	7- 11				
6- 9	0- 1	0- 1	HOME	0- 2	1- 1	5- 4				
2- 11	0- 0	0- 1	AWAY	0- 2	0- 3	2- 5				
0- 2	0- 0	0- 0	NEUTRAL	0- 0	0- 0	0- 2				
3- 8	0- 1	0- 2	NON-CONFERENCE	0- 0	0- 1	3- 4				
2- 4	0- 1	0- 1	HOME	0- 0	0- 0	2- 2				
1- 3	0- 0	0- 1	AWAY	0- 0	0- 1	1- 1				
0- 1	0- 0	0- 0	NEUTRAL	0- 0	0- 0	0- 1				
5- 14	0- 0	0- 0	CONFERENCE	0- 4	1- 3	4- 7				
4- 5	0- 0	0- 0	HOME	0- 2	1- 1	3- 2				
1- 8	0- 0	0- 0	AWAY	0- 2	0- 2	1- 4				
0- 1	0- 0	0- 0	NEUTRAL	0- 0	0- 0	0- 1				

RPI 1-25					RPI 26-50					RPI 51-100					RPI 101+					Team's RPI: 301	
RPI	S	Opponent	Score		RPI	S	Opponent	Score		RPI	S	Opponent	Score		RPI	S	Opponent	Score			
17	H	Tennessee	51	58	39	H	Missouri	37	57	81	A	Missouri St.	45	74	107	A	Drake	59	81		
					40	A	Arkansas St.	40	67	81	H	Missouri St.	57	77	107	H	Drake	56	87		
										85	A	UNI	48	69	118	A	Creighton	54	79		
										85	H	UNI	44	55	144	A	Southern Ill.	66	80		
															144	H	Southern Ill.	57	48		
															174	H	Eastern Wash.	62	67		
															177	H	N.C. A&T	55	53		
															183	A	Loyola Chicago	55	60		
															183	H	Loyola Chicago	65	62		
															200	N	Richmond	50	63		
															231	A	Indiana St.	33	59		
															231	H	Indiana St.	54	53		
															233	H	Southeast Mo. St.	62	66		
															278	H	Prairie View	64	36		
															280	A	Tennessee Tech	48	54		
															299	A	Bradley	44	50		
															299	H	Bradley	50	55		
															299	N	Bradley	51	56		
															304	A	FIU	76	62		
															322	A	Illinois St.	49	70		
															322	H	Illinois St.	49	53		
															330	A	Evansville	44	31		
															330	H	Evansville	58	50		
LAST 12 Division I GAMES:																					
					299	N	Bradley	51	56	183	H	Loyola Chicago	65	62							
					231	H	Indiana St.	54	53	299	H	Bradley	50	55							
					322	H	Illinois St.	49	53	85	A	UNI	48	69							
					81	A	Missouri St.	45	74	107	A	Drake	59	81							
					144	A	Southern Ill.	66	80	81	H	Missouri St.	57	77							
					330	A	Evansville	44	31	330	H	Evansville	58	50							

Non-Div I Games:

Wichita St.

■ Loss,
■ Non-Conf,
■ S Site,
■ H Home
■ A Away
N Neutral

William & Mary

Through Games Of April 5, 2016

Average RPI Win:	240	WON-LOST	WINNING	LAST 10	STRENGTH OF	OPP. STRENGTH	TEAM	ADJ.	CONF.	ADJ CONF.
Average RPI Loss:	139	RECORD	PCT. RANK	GAMES	SCHEDULE	OF SCHEDULE	RPI	RPI	RPI	RPI
DIV. I ONLY	15- 15	164	2- 8	305	157	218	218	13	13	
DIV. I NON-CONF.	9- 2	27	0- 0	337	302	133	133	11	11	
TOTALS	RPI 1-25	RPI 26-50	W-L RECORDS	RPI 51-100	RPI 101-150	RPI 150+				
15- 15	0- 0	1- 1	OVERALL	0- 5	1- 2	13- 7				
9- 5	0- 0	1- 0	HOME	0- 2	1- 1	7- 2				
6- 9	0- 0	0- 0	AWAY	0- 0	0- 0	6- 2				
0- 1	0- 0	0- 0	NEUTRAL	0- 0	0- 0	0- 1				
9- 2	0- 0	0- 0	NON-CONFERENCE	0- 1	1- 0	8- 1				
5- 0	0- 0	0- 0	HOME	0- 0	1- 0	4- 0				
4- 2	0- 0	0- 0	AWAY	0- 1	0- 0	4- 1				
0- 0	0- 0	0- 0	NEUTRAL	0- 0	0- 0	0- 0				
6- 13	0- 0	1- 1	CONFERENCE	0- 4	0- 2	5- 6				
4- 5	0- 0	1- 0	HOME	0- 2	0- 1	3- 2				
2- 7	0- 0	0- 1	AWAY	0- 2	0- 1	2- 3				
0- 1	0- 0	0- 0	NEUTRAL	0- 0	0- 0	0- 1				

RPI 1-25			RPI 26-50			RPI 51-100			RPI 101+ Team's RPI: 218		
RPI	S	Opponent	Score	RPI	S	Opponent	Score	RPI	S	Opponent	Score
				34	A	James Madison	63 83	63	A	Hofstra	45 75
				34	H	James Madison	65 59	63	H	Hofstra	53 61
								80	A	VCU	47 73
								90	A	Drexel	53 69
								90	H	Drexel	50 67

Non-Div I Games:

William & Mary

■ Loss,
 ■ Non-Conf,
 ■ S Site,
 ■ H Home
 ■ A Away
 N Neutral

Average RPI Win:	276	WON-LOST	WINNING	LAST 10	STRENGTH OF	OPP. STRENGTH	TEAM	ADJ.	CONF.	ADJ CONF.
Average RPI Loss:	181	RECORD	PCT. RANK	GAMES	SCHEDULE	OF SCHEDULE	RPI	RPI	RPI	RPI
DIV. I ONLY	4- 26	335	1- 9	199	258	328	328	25	25	
DIV. I NON-CONF.	1- 8	319	0- 0	73	62	253	253	29	29	
TOTALS	RPI 1-25	RPI 26-50	W-L RECORDS	RPI 51-100	RPI 101-150	RPI 150+				
4- 26	0- 1	0- 3	OVERALL	0- 1	0- 5	4- 16				
4- 7	0- 0	0- 0	HOME	0- 0	0- 2	4- 5				
0- 17	0- 1	0- 3	AWAY	0- 0	0- 3	0- 10				
0- 2	0- 0	0- 0	NEUTRAL	0- 1	0- 0	0- 1				
1- 8	0- 1	0- 3	NON-CONFERENCE	0- 1	0- 1	1- 2				
1- 0	0- 0	0- 0	HOME	0- 0	0- 0	1- 0				
0- 7	0- 1	0- 3	AWAY	0- 0	0- 1	0- 2				
0- 1	0- 0	0- 0	NEUTRAL	0- 1	0- 0	0- 0				
3- 18	0- 0	0- 0	CONFERENCE	0- 0	0- 4	3- 14				
3- 7	0- 0	0- 0	HOME	0- 0	0- 2	3- 5				
0- 10	0- 0	0- 0	AWAY	0- 0	0- 2	0- 8				
0- 1	0- 0	0- 0	NEUTRAL	0- 0	0- 0	0- 1				

RPI	S	Opponent	Score	RPI	S	Opponent	Score	RPI	S	Opponent	Score	RPI	S	Opponent	Score	Team's RPI: 328
4	A	South Carolina	37 86	26	A	Oklahoma	48 78	51	N	Ohio	54 75	117	A	UNC Asheville	55 63	
				49	A	Auburn	33 76					117	H	UNC Asheville	59 67	
				50	A	Duke	50 78					127	A	Liberty	61 77	
												127	H	Liberty	42 59	
												134	A	Akron	59 76	
												178	A	Radford	44 66	
												178	H	Radford	38 67	
												187	A	Presbyterian	44 77	
												187	H	Presbyterian	48 59	
												213	A	Gardner-Webb	52 70	
												213	H	Gardner-Webb	81 62	
												219	A	Furman	52 71	
												226	A	Col. of Charleston	63 77	
												252	A	High Point	60 80	
												252	H	High Point	67 74	
												252	N	High Point	55 73	
												257	A	Campbell	56 69	
												257	H	Campbell	50 49	
												287	A	Coastal Caro.	59 76	
												287	H	Coastal Caro.	52 43	
												288	A	Charleston So.	51 54	
												288	H	Charleston So.	50 58	
												315	A	Longwood	60 67	
												315	H	Longwood	60 63	
												348	H	N.C. Central	62 39	
LAST 12 Division I GAMES:																
				252	N	High Point	55 73			257	A	Campbell	56 69			
				287	A	Coastal Caro.	59 76			287	H	Coastal Caro.	52 43			
				127	H	Liberty	42 59			213	A	Gardner-Webb	52 70			
				187	A	Presbyterian	44 77			117	H	UNC Asheville	59 67			
				178	H	Radford	38 67			288	H	Charleston So.	50 58			
				252	A	High Point	60 80			315	A	Longwood	60 67			

Non-Div I Games:

Winthrop

■ Loss,
 ■ Non-Conf, S Site,
 ■ Home
 ■ Away
 N Neutral

Average RPI Win:	145	WON-LOST	WINNING	LAST 10	STRENGTH OF	OPP. STRENGTH	TEAM	ADJ.	CONF.	ADJ CONF.
Average RPI Loss:	80	RECORD	PCT. RANK	GAMES	SCHEDULE	OF SCHEDULE	RPI	RPI	RPI	RPI
DIV. I ONLY	7- 22	298	1- 9	48	30	203	203	5	5	
DIV. I NON-CONF.	4- 6	201	0- 0	112	87	175	175	5	5	
TOTALS	RPI 1-25	RPI 26-50	W-L RECORDS	RPI 51-100	RPI 101-150	RPI 150+				
7- 22	0- 5	1- 3	OVERALL	1- 6	2- 5	3- 3				
5- 9	0- 2	1- 2	HOME	1- 2	1- 2	2- 1				
1- 12	0- 3	0- 1	AWAY	0- 4	1- 2	0- 2				
1- 1	0- 0	0- 0	NEUTRAL	0- 0	0- 1	1- 0				
4- 6	0- 0	0- 2	NON-CONFERENCE	0- 1	1- 2	3- 1				
2- 3	0- 0	0- 2	HOME	0- 0	0- 1	2- 0				
1- 3	0- 0	0- 0	AWAY	0- 1	1- 1	0- 1				
1- 0	0- 0	0- 0	NEUTRAL	0- 0	0- 0	1- 0				
3- 16	0- 5	1- 1	CONFERENCE	1- 5	1- 3	0- 2				
3- 6	0- 2	1- 0	HOME	1- 2	1- 1	0- 1				
0- 9	0- 3	0- 1	AWAY	0- 3	0- 1	0- 1				
0- 1	0- 0	0- 0	NEUTRAL	0- 0	0- 1	0- 0				

RPI S	Opponent	Score	RPI S	Opponent	Score	RPI S	Opponent	Score	RPI S	Opponent	Score	Team's RPI: 203
10	A Ohio St.	61 87	27	H Green Bay	58 72	59	A Michigan	65 82	105	A Marquette	61 77	
11	A Maryland	77 83	29	H Florida	75 91	66	A Rutgers	41 61	107	H Drake	70 89	
11	H Maryland	65 90	43	A Indiana	57 67	68	H Iowa	54 57	109	H Northwestern	53 71	
18	A Michigan St.	67 77	43	H Indiana	73 69	72	A Purdue	48 68	109	N Northwestern	72 76	
18	H Michigan St.	54 77				72	H Purdue	64 57	111	A Nebraska	62 75	
						86	H Minnesota	77 84	133	A Wake Forest	64 51	
						88	A Dayton	64 87	139	H Penn St.	82 62	
									157	N Delaware	54 52	
									188	A Illinois	65 71	
									188	H Illinois	56 76	
									206	H Louisiana Tech	79 65	
									242	A San Diego St.	57 63	
									263	H Northern Ill.	89 62	
LAST 12 Division I GAMES:												
109	N Northwestern	72 76	59	A Michigan	65 82							
72	A Purdue	48 68	72	H Purdue	64 57							
11	A Maryland	77 83	10	A Ohio St.	61 87							
109	H Northwestern	53 71	18	H Michigan St.	54 77							
188	H Illinois	56 76	111	A Nebraska	62 75							
43	A Indiana	57 67	86	H Minnesota	77 84							

Non-Div I Games:

Wisconsin

■ Loss,
■ Non-Conf,
■ S Site,
■ H Home
■ A Away
N Neutral

Average RPI Win:	291	WON-LOST	WINNING	LAST 10	STRENGTH OF	OPP. STRENGTH	TEAM	ADJ.	CONF.	ADJ CONF.
Average RPI Loss:	168	RECORD	PCT. RANK	GAMES	SCHEDULE	OF SCHEDULE	RPI	RPI	RPI	RPI
DIV. I ONLY	7- 20	294	2- 8	241	297	306	306	18	18	
DIV. I NON-CONF.	4- 8	231	0- 0	257	349	283	283	16	16	
TOTALS	RPI 1-25	RPI 26-50	W-L RECORDS	RPI 51-100	RPI 101-150	RPI 150+				
7- 20	0- 0	0- 2	OVERALL	0- 1	0- 7	7- 10				
6- 6	0- 0	0- 1	HOME	0- 0	0- 3	6- 2				
1- 13	0- 0	0- 1	AWAY	0- 1	0- 3	1- 8				
0- 1	0- 0	0- 0	NEUTRAL	0- 0	0- 1	0- 0				
4- 8	0- 0	0- 0	NON-CONFERENCE	0- 1	0- 2	4- 5				
4- 1	0- 0	0- 0	HOME	0- 0	0- 1	4- 0				
0- 7	0- 0	0- 0	AWAY	0- 1	0- 1	0- 5				
0- 0	0- 0	0- 0	NEUTRAL	0- 0	0- 0	0- 0				
3- 12	0- 0	0- 2	CONFERENCE	0- 0	0- 5	3- 5				
2- 5	0- 0	0- 1	HOME	0- 0	0- 2	2- 2				
1- 6	0- 0	0- 1	AWAY	0- 0	0- 2	1- 3				
0- 1	0- 0	0- 0	NEUTRAL	0- 0	0- 1	0- 0				

RPI S	Opponent	Score	RPI S	Opponent	Score	RPI S	Opponent	Score	RPI S	Opponent	Score	Team's RPI: 306
			42 A	Chattanooga	48 65	86 A	Minnesota	54 98	114 A	Virginia Tech	42 73	
			42 H	Chattanooga	40 53				115 A	Samford	48 50	
									115 H	Samford	39 58	
									115 N	Samford	43 63	
									117 H	UNC Asheville	63 70	
									119 A	Mercer	32 80	
									119 H	Mercer	61 70	
									166 A	ETSU	69 70	
									166 H	ETSU	54 70	
									178 H	Radford	79 70	
									213 A	Gardner-Webb	61 64	
									218 A	William & Mary	55 75	
									219 A	Furman	64 70	
									219 H	Furman	61 70	
									287 A	Coastal Caro.	69 83	
									288 A	Charleston So.	64 74	
									289 H	Kennesaw St.	70 59	
									293 A	South Carolina St.	47 60	
									298 H	Jacksonville St.	66 54	
									301 A	Western Caro.	72 74	
									301 H	Western Caro.	72 71	
									310 A	UNCG	58 56	
									310 H	UNCG	104 64	
									348 H	N.C. Central	60 37	
LAST 12 Division I GAMES:												
			115 N	Samford	43 63	42 A	Chattanooga	48 65				
			115 A	Samford	48 50	166 A	ETSU	69 70				
			119 A	Mercer	32 80	115 H	Samford	39 58				
			310 H	UNCG	104 64	119 H	Mercer	61 70				
			301 H	Western Caro.	72 71	301 A	Western Caro.	72 74				
			219 A	Furman	64 70	310 A	UNCG	58 56				

Non-Div I Games: Montreat 83 48 Bluefield Col. 69 58

Wofford

Loss, Non-Conf, S Site, H Home A Away N Neutral

Average RPI Win:	221	WON-LOST	WINNING	LAST 10	STRENGTH OF	OPP. STRENGTH	TEAM	ADJ.	CONF.	ADJ CONF.
Average RPI Loss:	88	RECORD	PCT. RANK	GAMES	SCHEDULE	OF SCHEDULE	RPI	RPI	RPI	RPI
DIV. I ONLY	22- 11	75	5- 5	177	137	108	108	14	14	
DIV. I NON-CONF.	8- 4	91	0- 1	278	78	144	144	17	17	
TOTALS	RPI 1-25	RPI 26-50	W-L RECORDS	RPI 51-100	RPI 101-150	RPI 150+				
22- 11	0- 0	1- 4	OVERALL	0- 2	2- 4	19- 1				
10- 4	0- 0	0- 2	HOME	0- 0	1- 1	9- 1				
8- 5	0- 0	0- 2	AWAY	0- 1	0- 2	8- 0				
4- 2	0- 0	1- 0	NEUTRAL	0- 1	1- 1	2- 0				
8- 4	0- 0	1- 2	NON-CONFERENCE	0- 2	0- 0	7- 0				
4- 1	0- 0	0- 1	HOME	0- 0	0- 0	4- 0				
2- 2	0- 0	0- 1	AWAY	0- 1	0- 0	2- 0				
2- 1	0- 0	1- 0	NEUTRAL	0- 1	0- 0	1- 0				
14- 7	0- 0	0- 2	CONFERENCE	0- 0	2- 4	12- 1				
6- 3	0- 0	0- 1	HOME	0- 0	1- 1	5- 1				
6- 3	0- 0	0- 1	AWAY	0- 0	0- 2	6- 0				
2- 1	0- 0	0- 0	NEUTRAL	0- 0	1- 1	1- 0				

RPI S	Opponent	Score	RPI S	Opponent	Score	RPI S	Opponent	Score	RPI S	Opponent	Score	Team's RPI: 108
27	A Green Bay	55 70	27	H Green Bay	58 63	59	A Michigan	53 81	129	A Youngstown St.	69 72	
28	A Miami (FL)	67 80	28	H Green Bay	58 63	68	N Iowa	77 83	129	H Youngstown St.	77 66	
33	N George Washington	77 71	28	A Miami (FL)	67 80				129	N Youngstown St.	81 54	
45	H Georgia	57 63	33	N George Washington	77 71				141	A Milwaukee	57 68	
			45	H Georgia	57 63				141	H Milwaukee	60 82	
									141	N Milwaukee	60 68	
									155	A Northern Ky.	76 65	
									155	H Northern Ky.	66 61	
									160	A Detroit	89 71	
									160	H Detroit	93 95	
									180	A Eastern Ky.	71 69	
									193	H Butler	66 53	
									215	A Oakland	77 72	
									215	H Oakland	79 63	
									244	A Valparaiso	65 54	
									244	H Valparaiso	80 63	
									250	A Ill.-Chicago	80 72	
									250	H Ill.-Chicago	73 62	
									250	N Ill.-Chicago	71 55	
									264	A Cleveland St.	93 65	
									264	H Cleveland St.	81 64	
									269	H Austin Peay	77 56	
									283	N Houston	75 61	
									318	A Kent St.	73 68	
									319	H Southeastern La.	106 72	
									333	H Lipscomb	92 65	
LAST 12 Division I GAMES:												
59	A Michigan	53 81	141	A Milwaukee	57 68	27	A Green Bay	55 70				
141	N Milwaukee	60 68	160	H Detroit	93 95	215	H Oakland	79 63				
129	N Youngstown St.	81 54	155	A Northern Ky.	76 65	250	A Ill.-Chicago	80 72				
250	N Ill.-Chicago	71 55	250	A Ill.-Chicago	73 62							
129	H Youngstown St.	77 66	264	H Cleveland St.	81 64							
264	H Cleveland St.	81 64										

Non-Div I Games: Mt. St. Joseph 117 26 Cincinnati Christia107 44

Wright St.

Wyoming

Through Games Of April 5, 2016

Average RPI Win:	249	WON-LOST	WINNING	LAST 10	STRENGTH OF	OPP. STRENGTH	TEAM	ADJ.	CONF.	ADJ CONF.
Average RPI Loss:	166	RECORD	PCT. RANK	GAMES	SCHEDULE	OF SCHEDULE	RPI	RPI	RPI	RPI
DIV. I ONLY	12- 16	216	3- 7	279	226	259	259	20	20	
DIV. I NON-CONF.	6- 3	91	0- 0	244	288	139	139	21	21	
TOTALS	RPI 1-25	RPI 26-50	W-L RECORDS	RPI 51-100	RPI 101-150	RPI 150+				
12- 16	0- 0	0- 2	OVERALL	0- 3	0- 2	12- 9				
9- 5	0- 0	0- 1	HOME	0- 2	0- 0	9- 2				
3- 10	0- 0	0- 1	AWAY	0- 1	0- 2	3- 6				
0- 1	0- 0	0- 0	NEUTRAL	0- 0	0- 0	0- 1				
6- 3	0- 0	0- 0	NON-CONFERENCE	0- 1	0- 2	6- 0				
4- 1	0- 0	0- 0	HOME	0- 1	0- 0	4- 0				
2- 2	0- 0	0- 0	AWAY	0- 0	0- 2	2- 0				
0- 0	0- 0	0- 0	NEUTRAL	0- 0	0- 0	0- 0				
6- 13	0- 0	0- 2	CONFERENCE	0- 2	0- 0	6- 9				
5- 4	0- 0	0- 1	HOME	0- 1	0- 0	5- 2				
1- 8	0- 0	0- 1	AWAY	0- 1	0- 0	1- 6				
0- 1	0- 0	0- 0	NEUTRAL	0- 0	0- 0	0- 1				

RPI 1-25			RPI 26-50			RPI 51-100			RPI 101+			Team's RPI: 259			
RPI	S	Opponent	Score	RPI	S	Opponent	Score	RPI	S	Opponent	Score				
				48	A	Colorado St.	42 63	69	H	St. Mary's (CA)	64 70	113	A	Idaho	57 61
				48	H	Colorado St.	57 62	97	A	Fresno St.	52 64	128	A	Gonzaga	57 61
								97	H	Fresno St.	42 49	153	A	Boise St.	49 58
												153	H	Boise St.	82 58
												161	H	Montana St.	75 69
												172	H	New Mexico	66 48
												173	H	Montana	68 61
												195	H	Colorado	77 68
												201	A	San Jose St.	51 65
												201	H	San Jose St.	66 67
												212	A	UNLV	37 66
												212	H	UNLV	80 57
												235	A	Utah St.	75 84
												242	A	San Diego St.	40 53
												242	H	San Diego St.	77 84
												242	N	San Diego St.	44 62
												266	H	UC Santa Barbara	76 67
												300	A	Denver	75 64
												326	A	Nevada	65 68
												326	H	Nevada	68 53
												340	A	Cal St. Fullerton	61 56
												342	A	Air Force	67 45
												342	H	Air Force	84 56
LAST 12 Division I GAMES:															
				242	N	San Diego St.	44 62	153	H	Boise St.	82 58				
				201	A	San Jose St.	51 65	235	A	Utah St.	75 84				
				212	H	UNLV	80 57	342	H	Air Force	84 56				
				242	A	San Diego St.	40 53	48	A	Colorado St.	42 63				
				48	H	Colorado St.	57 62	97	H	Fresno St.	42 49				
				97	A	Fresno St.	52 64	153	A	Boise St.	49 58				

Non-Div I Games: Chadron St. 81 53

Wyoming

■ Loss,
 ■ Non-Conf,
 ■ S Site,
 ■ Home
 ■ A Away
 N Neutral

Average RPI Win:	223	WON-LOST	WINNING	LAST 10	STRENGTH OF	OPP. STRENGTH	TEAM	ADJ.	CONF.	ADJ CONF.
Average RPI Loss:	74	RECORD	PCT. RANK	GAMES	SCHEDULE	OF SCHEDULE	RPI	RPI	RPI	RPI
DIV. I ONLY	17- 13	133	3- 7	235	86	170	170	6	6	
DIV. I NON-CONF.	9- 2	27	0- 0	331	289	176	176	6	6	
TOTALS	RPI 1-25	RPI 26-50	W-L RECORDS	RPI 51-100	RPI 101-150	RPI 150+				
17- 13	0- 2	0- 2	OVERALL	1- 5	3- 3	13- 1				
15- 4	0- 1	0- 1	HOME	1- 2	3- 0	11- 0				
2- 8	0- 0	0- 0	AWAY	0- 0	0- 0	2- 0				
0- 1	0- 0	0- 0	NEUTRAL	0- 0	0- 0	0- 1				
9- 2	0- 0	0- 0	NON-CONFERENCE	0- 2	0- 0	9- 0				
9- 1	0- 0	0- 0	HOME	0- 1	0- 0	9- 0				
0- 1	0- 0	0- 0	AWAY	0- 1	0- 0	0- 0				
0- 0	0- 0	0- 0	NEUTRAL	0- 0	0- 0	0- 0				
8- 11	0- 2	0- 2	CONFERENCE	1- 3	3- 3	4- 1				
6- 3	0- 1	0- 1	HOME	1- 1	3- 0	2- 0				
2- 7	0- 1	0- 1	AWAY	0- 2	0- 3	2- 0				
0- 1	0- 0	0- 0	NEUTRAL	0- 0	0- 0	0- 1				

RPI	S	Opponent	Score	RPI	S	Opponent	Score	RPI	S	Opponent	Score	RPI	S	Opponent	Score	Team's RPI: 170
23	A	DePaul	52 82	47	A	Seton Hall	66 82	52	A	St. John's (NY)	41 57	105	A	Marquette	69 74	
23	H	DePaul	53 70	47	H	Seton Hall	67 72	52	H	St. John's (NY)	56 69	105	H	Marquette	71 66	
								59	A	Michigan	54 92	110	A	Georgetown	51 63	
								62	H	Middle Tenn.	53 62	110	H	Georgetown	59 54	
								65	A	Villanova	55 58	118	A	Creighton	47 74	
								65	H	Villanova	74 67	118	H	Creighton	57 55	
												178	H	Radford	63 56	
												193	A	Butler	73 63	
												193	H	Butler	55 47	
												193	N	Butler	47 48	
												223	H	Binghamton	64 55	
												243	H	Cincinnati	65 56	
												267	A	Providence	62 54	
												267	H	Providence	72 47	
												279	H	UMES	61 56	
												280	H	Tennessee Tech	64 47	
												289	H	Kennesaw St.	62 59	
												319	H	Southeastern La.	67 27	
												327	H	Howard	70 47	
												330	H	Evansville	65 57	
LAST 12 Division I GAMES:																
193	N	Butler	47 48	23	A	DePaul	52 82									
110	A	Georgetown	51 63	118	H	Creighton	57 55									
65	A	Villanova	55 58	267	H	Providence	72 47									
47	H	Seton Hall	67 72	193	H	Butler	55 47									
52	H	St. John's (NY)	56 69	52	A	St. John's (NY)	41 57									
105	A	Marquette	69 74	47	A	Seton Hall	66 82									

Non-Div I Games:

Xavier

■ Loss,
 ■ Non-Conf,
 ■ S Site,
 ■ H Home
 ■ A Away
 N Neutral

Average RPI Win:	234	WON-LOST	WINNING	LAST 10	STRENGTH OF	OPP. STRENGTH	TEAM	ADJ.	CONF.	ADJ CONF.
Average RPI Loss:	93	RECORD	PCT. RANK	GAMES	SCHEDULE	OF SCHEDULE	RPI	RPI	RPI	RPI
DIV. I ONLY	13- 17	209	3- 7	84	165	162	162	10	10	
DIV. I NON-CONF.	8- 8	151	0- 0	125	219	151	151	12	12	
TOTALS	RPI 1-25	RPI 26-50	W-L RECORDS	RPI 51-100	RPI 101-150	RPI 150+				
13- 17	0- 1	0- 6	OVERALL	1- 3	0- 3	12- 4				
9- 5	0- 0	0- 2	HOME	0- 1	0- 1	9- 1				
2- 11	0- 0	0- 4	AWAY	0- 2	0- 2	2- 3				
2- 1	0- 1	0- 0	NEUTRAL	1- 0	0- 0	1- 0				
8- 8	0- 1	0- 2	NON-CONFERENCE	1- 3	0- 1	7- 1				
6- 1	0- 0	0- 0	HOME	0- 1	0- 0	6- 0				
0- 6	0- 0	0- 2	AWAY	0- 2	0- 1	0- 1				
2- 1	0- 1	0- 0	NEUTRAL	1- 0	0- 0	1- 0				
5- 9	0- 0	0- 4	CONFERENCE	0- 0	0- 2	5- 3				
3- 4	0- 0	0- 2	HOME	0- 0	0- 1	3- 1				
2- 5	0- 0	0- 2	AWAY	0- 0	0- 1	2- 2				
0- 0	0- 0	0- 0	NEUTRAL	0- 0	0- 0	0- 0				

RPI 1-25			RPI 26-50			RPI 51-100			RPI 101+ Team's RPI: 162		
RPI	S	Opponent	Score	RPI	S	Opponent	Score	RPI	S	Opponent	Score
24	N	West Virginia	60 70	32	A	Penn	49 68	52	A	St. John's (NY)	56 69
				32	H	Penn	59 77	60	H	Army West Point	61 65
				38	A	Albany (NY)	70 74	88	A	Dayton	75 81
				43	A	Indiana	60 76	99	N	Iona	63 48
				46	A	Princeton	50 65				
				46	H	Princeton	81 94				
LAST 12 Division I GAMES:											
249	H	Columbia	67 49	102	H	Harvard	69 72				
176	H	Cornell	56 38	220	H	Dartmouth	63 68				
220	A	Dartmouth	65 62	176	A	Cornell	63 74				
102	A	Harvard	63 65	249	A	Columbia	71 77				
32	H	Penn	59 77	46	A	Princeton	50 65				
46	H	Princeton	81 94	32	A	Penn	49 68				

Non-Div I Games: Albertus Magnus 67 34

Yale

Average RPI Win:	200	WON-LOST	WINNING	LAST 10	STRENGTH OF	OPP. STRENGTH	TEAM	ADJ.	CONF.	ADJ CONF.
Average RPI Loss:	146	RECORD	PCT. RANK	GAMES	SCHEDULE	OF SCHEDULE	RPI	RPI	RPI	RPI
DIV. I ONLY	19- 13	111	5- 5	134	207	129	129	14	14	
DIV. I NON-CONF.	9- 3	55	2- 1	196	304	80	80	17	17	
TOTALS	RPI 1-25	RPI 26-50	W-L RECORDS	RPI 51-100	RPI 101-150	RPI 150+				
19- 13	0- 0	0- 2	OVERALL	1- 0	3- 5	15- 6				
12- 4	0- 0	0- 1	HOME	0- 0	2- 0	10- 3				
6- 8	0- 0	0- 1	AWAY	1- 0	1- 4	4- 3				
1- 1	0- 0	0- 0	NEUTRAL	0- 0	0- 1	1- 0				
9- 3	0- 0	0- 0	NON-CONFERENCE	1- 0	0- 3	8- 0				
7- 0	0- 0	0- 0	HOME	0- 0	0- 0	7- 0				
2- 3	0- 0	0- 0	AWAY	1- 0	0- 3	1- 0				
0- 0	0- 0	0- 0	NEUTRAL	0- 0	0- 0	0- 0				
10- 10	0- 0	0- 2	CONFERENCE	0- 0	3- 2	7- 6				
5- 4	0- 0	0- 1	HOME	0- 0	2- 0	3- 3				
4- 5	0- 0	0- 1	AWAY	0- 0	1- 1	3- 3				
1- 1	0- 0	0- 0	NEUTRAL	0- 0	0- 1	1- 0				

RPI S	Opponent	Score	RPI S	Opponent	Score	RPI S	Opponent	Score	RPI S	Opponent	Score	Team's RPI: 129
27	A Green Bay	35 69	27	H Green Bay	60 68	92	A Bucknell	55 47	108	A Wright St.	66 77	
									108	H Wright St.	72 69	
									108	N Wright St.	54 81	
									116	A La.-Lafayette	49 69	
									134	A Akron	49 74	
									139	A Penn St.	51 68	
									141	A Milwaukee	70 62	
									141	H Milwaukee	69 67	
									155	A Northern Ky.	59 70	
									155	H Northern Ky.	77 88	
									158	H Stony Brook	67 60	
									160	A Detroit	72 70	
									160	H Detroit	68 69	
									164	H Robert Morris	55 46	
									178	H Radford	54 53	
									182	H UMBC	67 48	
									215	A Oakland	96 77	
									215	H Oakland	67 63	
									215	N Oakland	65 63	
									227	H Canisius	53 51	
									244	A Valparaiso	60 65	
									244	H Valparaiso	87 66	
									250	A Ill.-Chicago	69 64	
									250	H Ill.-Chicago	62 41	
									256	H Tennessee St.	69 58	
									264	A Cleveland St.	68 75	
LAST 12 Division I GAMES:												
116	A La.-Lafayette	49 69	155	A Northern Ky.	59 70							
182	H UMBC	67 48	250	H Ill.-Chicago	62 41							
158	H Stony Brook	67 60	244	H Valparaiso	87 66							
108	N Wright St.	54 81	264	H Cleveland St.	43 53							
215	N Oakland	65 63	141	A Milwaukee	70 62							
108	A Wright St.	66 77	27	A Green Bay	35 69							

Non-Div I Games: Lake Erie 89 61 Salem Int'l 80 40

Youngstown St.

Loss, Non-Conf, S Site, H Home A Away N Neutral

Y
o
u
n
g
s
t
o
w
n
s
t
.

Youngstown St.
RPI S Opponent Score

Through Games Of April 5, 2016

RPI	S	Opponent	Score	
264	H	Cleveland St.	43	53
292	A	Niagara	71	54
318	H	Kent St.	91	61

Y
o
u
n
g
s
t
o
w
n
s
t
.

Youngstown St. .