

Average RPI Win:	287	WON-LOST	WINNING	LAST 10	STRENGTH OF	OPP. STRENGTH	TEAM	ADJ.	CONF.	ADJ CONF.
Average RPI Loss:	188	RECORD	PCT. RANK	GAMES	SCHEDULE	OF SCHEDULE	RPI	RPI	RPI	RPI
DIV. I ONLY	8- 19	283	3- 7	276	310	313	313	25	25	
DIV. I NON-CONF.	2- 7	280	0- 0	213	321	316	316	26	26	
TOTALS	RPI 1-25	RPI 26-50	W-L RECORDS	RPI 51-100	RPI 101-150	RPI 150+				
8- 19	0- 0	0- 0	OVERALL	0- 3	0- 4	8- 12				
6- 9	0- 0	0- 0	HOME	0- 2	0- 1	6- 6				
2- 9	0- 0	0- 0	AWAY	0- 1	0- 2	2- 6				
0- 1	0- 0	0- 0	NEUTRAL	0- 0	0- 1	0- 0				
2- 7	0- 0	0- 0	NON-CONFERENCE	0- 0	0- 2	2- 5				
2- 4	0- 0	0- 0	HOME	0- 0	0- 1	2- 3				
0- 2	0- 0	0- 0	AWAY	0- 0	0- 0	0- 2				
0- 1	0- 0	0- 0	NEUTRAL	0- 0	0- 1	0- 0				
6- 12	0- 0	0- 0	CONFERENCE	0- 3	0- 2	6- 7				
4- 5	0- 0	0- 0	HOME	0- 2	0- 0	4- 3				
2- 7	0- 0	0- 0	AWAY	0- 1	0- 2	2- 4				
0- 0	0- 0	0- 0	NEUTRAL	0- 0	0- 0	0- 0				

RPI 1-25			RPI 26-50			RPI 51-100			RPI 101+			Team's RPI: 313			
RPI	S	Opponent	Score	RPI	S	Opponent	Score	RPI	S	Opponent	Score	RPI	S	Opponent	Score
								77	A	Abilene Christian	52 63	108	N	New Mexico St.	51 70
								77	H	Abilene Christian	65 71	117	A	Northwestern St.	43 60
								96	H	Central Ark.	55 66	145	A	McNeese St.	51 72
												148	H	East Carolina	46 82
												163	A	Fordham	49 67
												186	H	Cal Poly	45 56
												193	H	UTRGV	49 46
												200	A	SFA	59 72
												200	H	SFA	66 71
												209	H	UNLV	51 65
												223	H	Rice	60 55
												231	A	Texas Southern	43 51
												236	A	Sam Houston St.	57 75
												236	H	Sam Houston St.	81 71
												248	A	Houston Baptist	51 55
												248	H	Houston Baptist	59 73
												286	H	Houston	73 76
												287	A	Lamar	70 75
												307	H	Nicholls St.	62 64
												318	H	Southeastern La.	69 67
												330	A	Incarnate Word	57 56
												330	H	Incarnate Word	69 55
												331	A	New Orleans	75 64
												331	H	New Orleans	73 59
LAST 12 Division I GAMES:															
				77	A	Abilene Christian	52 63					331	A	New Orleans	75 64
				248	A	Houston Baptist	51 55					236	H	Sam Houston St.	81 71
				236	A	Sam Houston St.	57 75					248	H	Houston Baptist	59 73
				330	H	Incarnate Word	69 55					200	H	SFA	66 71
				77	H	Abilene Christian	65 71					330	A	Incarnate Word	57 56
				200	A	SFA	59 72					331	H	New Orleans	73 59

Non-Div I Games: Western N.M. 57 42 Angelo St. 80 85

A&M-Corpus Christi

Loss, Non-Conf, S Site, H Home A Away N Neutral

Average RPI Win:	238	WON-LOST	WINNING	LAST 10	STRENGTH OF	OPP. STRENGTH	TEAM	ADJ.	CONF.	ADJ CONF.
Average RPI Loss:	158	RECORD	PCT. RANK	GAMES	SCHEDULE	OF SCHEDULE	RPI	RPI	RPI	RPI
DIV. I ONLY	22- 3	9	9- 1	314	247	77	77	25	25	
DIV. I NON-CONF.	5- 2	86	0- 0	91	119	37	37	26	26	
TOTALS	RPI 1-25	RPI 26-50	W-L RECORDS	RPI 51-100	RPI 101-150	RPI 150+				
22- 3	0- 0	0- 1	OVERALL	2- 0	3- 1	17- 1				
10- 0	0- 0	0- 0	HOME	0- 0	2- 0	8- 0				
10- 3	0- 0	0- 1	AWAY	1- 0	1- 1	8- 1				
2- 0	0- 0	0- 0	NEUTRAL	1- 0	0- 0	1- 0				
5- 2	0- 0	0- 1	NON-CONFERENCE	1- 0	1- 1	3- 0				
1- 0	0- 0	0- 0	HOME	0- 0	0- 0	1- 0				
2- 2	0- 0	0- 1	AWAY	0- 0	1- 1	1- 0				
2- 0	0- 0	0- 0	NEUTRAL	1- 0	0- 0	1- 0				
17- 1	0- 0	0- 0	CONFERENCE	1- 0	2- 0	14- 1				
9- 0	0- 0	0- 0	HOME	0- 0	2- 0	7- 0				
8- 1	0- 0	0- 0	AWAY	1- 0	0- 0	7- 1				
0- 0	0- 0	0- 0	NEUTRAL	0- 0	0- 0	0- 0				

RPI 1-25				RPI 26-50				RPI 51-100				Team's RPI: 77	RPI 101+			
RPI	S	Opponent	Score	RPI	S	Opponent	Score	RPI	S	Opponent	Score		RPI	S	Opponent	Score
				49	A	Kansas St.	45 76	80	N	Eastern Mich.	83 59		117	H	Northwestern St.	67 46
								96	A	Central Ark.	61 49		131	A	Idaho	71 59
													138	A	Texas Tech	65 71
													145	H	McNeese St.	79 62
													169	A	Eastern Wash.	72 60
													200	A	SFA	85 70
													228	N	Grand Canyon	75 71
													236	A	Sam Houston St.	87 76
													236	H	Sam Houston St.	67 55
													248	A	Houston Baptist	76 55
													248	H	Houston Baptist	77 60
													264	H	UTSA	79 60
													287	A	Lamar	54 63
													287	H	Lamar	90 62
													307	A	Nicholls St.	71 68
													313	A	A&M-Corpus Christi	71 65
													313	H	A&M-Corpus Christi	63 52
													318	A	Southeastern La.	88 72
													318	H	Southeastern La.	72 70
													330	A	Incarnate Word	86 71
													330	H	Incarnate Word	66 58
													331	H	New Orleans	80 70
LAST 12 Division I GAMES:																
				313	H	A&M-Corpus Christi	63 52					236	H	Sam Houston St.	67 55	
				330	H	Incarnate Word	66 58					318	A	Southeastern La.	88 72	
				331	H	New Orleans	80 70					287	A	Lamar	54 63	
				248	A	Houston Baptist	76 55					287	H	Lamar	90 62	
				318	H	Southeastern La.	72 70					248	H	Houston Baptist	77 60	
				313	A	A&M-Corpus Christi	71 65					330	A	Incarnate Word	86 71	

Non-Div I Games: Southwest (NM) 91 39 Schreiner 79 51 Wayland Baptist 96 71 Missouri Valley 96 35

Abilene Christian

Loss, Non-Conf, S Site, H Home A Away N Neutral

Average RPI Win:	325	WON-LOST	WINNING	LAST 10	STRENGTH OF	OPP. STRENGTH	TEAM	ADJ.	CONF.	ADJ CONF.
Average RPI Loss:	182	RECORD	PCT. RANK	GAMES	SCHEDULE	OF SCHEDULE	RPI	RPI	RPI	RPI
DIV. I ONLY	1- 29	349	1- 9	206	214	341	341	20	20	
DIV. I NON-CONF.	0- 11	338	0- 0	228	202	339	339	20	20	
TOTALS	RPI 1-25	RPI 26-50	W-L RECORDS	RPI 51-100	RPI 101-150	RPI 150+				
1- 29	0- 0	0- 2	OVERALL	0- 3	0- 3	1- 21				
1- 11	0- 0	0- 1	HOME	0- 1	0- 1	1- 8				
0- 18	0- 0	0- 1	AWAY	0- 2	0- 2	0- 13				
0- 0	0- 0	0- 0	NEUTRAL	0- 0	0- 0	0- 0				
0- 11	0- 0	0- 0	NON-CONFERENCE	0- 3	0- 1	0- 7				
0- 3	0- 0	0- 0	HOME	0- 1	0- 0	0- 2				
0- 8	0- 0	0- 0	AWAY	0- 2	0- 1	0- 5				
0- 0	0- 0	0- 0	NEUTRAL	0- 0	0- 0	0- 0				
1- 18	0- 0	0- 2	CONFERENCE	0- 0	0- 2	1- 14				
1- 8	0- 0	0- 1	HOME	0- 0	0- 1	1- 6				
0- 10	0- 0	0- 1	AWAY	0- 0	0- 1	0- 8				
0- 0	0- 0	0- 0	NEUTRAL	0- 0	0- 0	0- 0				

RPI S	Opponent	Score	RPI S	Opponent	Score	RPI S	Opponent	Score	RPI S	Opponent	Score	Team's RPI: 341
43	A Colorado St.	47 71	43	H Colorado St.	48 81	64	A Santa Clara	34 68	106	A Fresno St.	46 70	
						75	A Vanderbilt	29 86	106	H Fresno St.	48 63	
						80	H Eastern Mich.	59 72	115	A Gonzaga	35 88	
									153	A Boise St.	48 61	
									164	A New Mexico	36 58	
									164	H New Mexico	33 63	
									166	A George Mason	52 69	
									169	A Eastern Wash.	44 65	
									180	A UC Davis	40 66	
									199	A San Jose St.	60 81	
									199	H San Jose St.	49 72	
									209	A UNLV	51 62	
									209	A UNLV	42 55	
									209	H UNLV	56 60	
									228	H Grand Canyon	39 73	
									230	A Utah St.	40 64	
									230	H Utah St.	53 66	
									233	A Navy	46 64	
									234	H San Diego St.	66 69	
									258	A Wyoming	56 84	
									258	H Wyoming	45 67	
									303	H Denver	48 57	
									325	A Nevada	57 68	
									325	H Nevada	59 53	
									334	A Southern Utah	56 75	
LAST 12 Division I GAMES:												
209	A UNLV	42 55	234	H San Diego St.	66 69							
43	H Colorado St.	48 81	325	H Nevada	59 53							
230	A Utah St.	40 64	153	A Boise St.	48 61							
106	H Fresno St.	48 63	258	A Wyoming	56 84							
164	A New Mexico	36 58	199	H San Jose St.	49 72							
209	A UNLV	51 62	164	H New Mexico	33 63							

Non-Div I Games:

Air Force

■ Loss, 
 ■ Non-Conf, 
 ■ S Site, 
 ■ Home 
 ■ A Away 
 N Neutral

Average RPI Win:	208	WON-LOST	WINNING	LAST 10	STRENGTH OF	OPP. STRENGTH	TEAM	ADJ.	CONF.	ADJ CONF.
Average RPI Loss:	109	RECORD	PCT. RANK	GAMES	SCHEDULE	OF SCHEDULE	RPI	RPI	RPI	RPI
DIV. I ONLY	18- 12	113	8- 2	125	134	118	118	11	11	
DIV. I NON-CONF.	5- 5	160	0- 0	187	127	166	166	13	13	
TOTALS	RPI 1-25	RPI 26-50	W-L RECORDS	RPI 51-100	RPI 101-150	RPI 150+				
18- 12	0- 0	0- 0	OVERALL	2- 8	6- 1	10- 3				
10- 4	0- 0	0- 0	HOME	1- 3	3- 0	6- 1				
7- 6	0- 0	0- 0	AWAY	1- 4	2- 1	4- 1				
1- 2	0- 0	0- 0	NEUTRAL	0- 1	1- 0	0- 1				
5- 5	0- 0	0- 0	NON-CONFERENCE	0- 3	2- 0	3- 2				
3- 1	0- 0	0- 0	HOME	0- 1	1- 0	2- 0				
2- 2	0- 0	0- 0	AWAY	0- 1	1- 0	1- 1				
0- 2	0- 0	0- 0	NEUTRAL	0- 1	0- 0	0- 1				
13- 7	0- 0	0- 0	CONFERENCE	2- 5	4- 1	7- 1				
7- 3	0- 0	0- 0	HOME	1- 2	2- 0	4- 1				
5- 4	0- 0	0- 0	AWAY	1- 3	1- 1	3- 0				
1- 0	0- 0	0- 0	NEUTRAL	0- 0	1- 0	0- 0				

RPI 1-25				RPI 26-50				RPI 51-100				RPI 101+				Team's RPI: 118	
RPI	S	Opponent	Score	RPI	S	Opponent	Score	RPI	S	Opponent	Score	RPI	S	Opponent	Score		
								51	A	Ohio	55	75	113	H	Toledo	81	71
								51	H	Ohio	73	101	113	N	Toledo	73	71
								60	A	Ball St.	71	78	121	A	Buffalo	69	61
								62	H	FGCU	64	82	121	H	Buffalo	62	49
								68	A	Central Mich.	60	81	126	H	Youngstown St.	74	49
								68	H	Central Mich.	77	97	146	A	Western Mich.	65	69
								80	A	Eastern Mich.	68	65	150	A	Northern Ky.	77	75
								80	H	Eastern Mich.	75	72	175	A	Fla. Atlantic	77	91
								83	A	San Diego	65	86	182	N	Northern Colo.	65	78
								94	N	UNI	51	59	241	A	Valparaiso	85	74
													259	A	Bowling Green	71	55
													259	H	Bowling Green	71	61
													262	H	Northern Ill.	58	65
													277	H	UCF	74	54
													282	A	Miami (OH)	65	62
													282	H	Miami (OH)	77	65
													282	H	Miami (OH)	66	54
													319	A	Kent St.	70	60
													319	H	Kent St.	78	66
													326	H	Winthrop	76	59
LAST 12 Division I GAMES:																	
								113	N	Toledo	73	71	51	H	Ohio	73	101
								282	H	Miami (OH)	66	54	319	H	Kent St.	78	66
								259	H	Bowling Green	71	61	146	A	Western Mich.	65	69
								121	H	Buffalo	62	49	282	H	Miami (OH)	77	65
								319	A	Kent St.	70	60	60	A	Ball St.	71	78
								282	A	Miami (OH)	65	62	80	H	Eastern Mich.	75	72

Non-Div I Games: Rochester College 103 37

Akron

■ Loss, 
■ Non-Conf, 
■ S Site, 
■ H Home 
■ A Away 
N Neutral

## Alabama

Through Games Of March 9, 2016

Average RPI Win:	207	WON-LOST	WINNING	LAST 10	STRENGTH OF	OPP. STRENGTH	TEAM	ADJ.	CONF.	ADJ CONF.
Average RPI Loss:	57	RECORD	PCT. RANK	GAMES	SCHEDULE	OF SCHEDULE	RPI	RPI	RPI	RPI
DIV. I ONLY	15- 15	164	2- 8	128	60	159	159	2	2	
DIV. I NON-CONF.	11- 2	28	0- 0	316	313	119	119	2	2	
TOTALS	RPI 1-25	RPI 26-50	W-L RECORDS	RPI 51-100	RPI 101-150	RPI 150+				
15- 15	0- 5	2- 2	OVERALL	1- 5	2- 3	10- 0				
13- 4	0- 2	2- 0	HOME	0- 2	2- 0	9- 0				
0- 10	0- 3	0- 2	AWAY	0- 3	0- 2	0- 0				
2- 1	0- 0	0- 0	NEUTRAL	1- 0	0- 1	1- 0				
11- 2	0- 0	0- 0	NON-CONFERENCE	1- 1	1- 1	9- 0				
9- 0	0- 0	0- 0	HOME	0- 0	1- 0	8- 0				
0- 2	0- 0	0- 0	AWAY	0- 1	0- 1	0- 0				
2- 0	0- 0	0- 0	NEUTRAL	1- 0	0- 0	1- 0				
4- 13	0- 5	2- 2	CONFERENCE	0- 4	1- 2	1- 0				
4- 4	0- 2	2- 0	HOME	0- 2	1- 0	1- 0				
0- 8	0- 3	0- 2	AWAY	0- 2	0- 1	0- 0				
0- 1	0- 0	0- 0	NEUTRAL	0- 0	0- 1	0- 0				

RPI 1-25				RPI 26-50				RPI 51-100				RPI 101+ Team's RPI: 159			
RPI	S	Opponent	Score	RPI	S	Opponent	Score	RPI	S	Opponent	Score	RPI	S	Opponent	Score
4	H	South Carolina	46 66	28	A	Tennessee	42 70	57	A	Auburn	59 72	101	H	Georgetown	78 66
12	A	Kentucky	48 73	28	H	Tennessee	54 46	57	H	Auburn	55 59	104	A	UT Martin	65 83
19	H	Texas A&M	56 59	37	H	Georgia	64 50	67	N	Middle Tenn.	64 46	123	H	LSU	62 45
24	A	Mississippi St.	52 61	44	A	Missouri	52 63	73	A	Georgia Tech	58 70	123	N	LSU	49 58
25	A	Florida	72 80					75	A	Vanderbilt	52 67	141	A	Arkansas	67 69
								75	H	Vanderbilt	48 54	177	H	Ole Miss	48 37
												181	H	Grambling	72 57
												206	N	Utah Valley	67 60
												257	H	Appalachian St.	93 59
												271	H	Georgia St.	72 56
												297	H	Alcorn	97 50
												327	H	North Florida	69 47
												333	H	Lipscomb	68 49
												346	H	Alabama A&M	96 44
												349	H	Mississippi Val.	98 35
LAST 12 Division I GAMES:															
123	N	LSU	49 58	57	H	Auburn	55 59								
24	A	Mississippi St.	52 61	177	H	Ole Miss	48 37								
28	H	Tennessee	54 46	28	A	Tennessee	42 70								
4	H	South Carolina	46 66	19	H	Texas A&M	56 59								
141	A	Arkansas	67 69	75	A	Vanderbilt	52 67								
44	A	Missouri	52 63	25	A	Florida	72 80								

Non-Div I Games:

Alabama

■ Loss, 
 ■ Non-Conf, S Site, 
 ■ Home 
 ■ Away 
 N Neutral

Average RPI Win:	343	WON-LOST	WINNING	LAST 10	STRENGTH OF	OPP. STRENGTH	TEAM	ADJ.	CONF.	ADJ CONF.
Average RPI Loss:	219	RECORD	PCT. RANK	GAMES	SCHEDULE	OF SCHEDULE	RPI	RPI	RPI	RPI
DIV. I ONLY	4- 25	329	2- 8	309	348	346	346	31	31	
DIV. I NON-CONF.	0- 9	338	0- 0	165	256	331	331	31	31	
TOTALS	RPI 1-25	RPI 26-50	W-L RECORDS	RPI 51-100	RPI 101-150	RPI 150+				
4- 25	0- 0	0- 0	OVERALL	0- 2	0- 2	4- 21				
2- 12	0- 0	0- 0	HOME	0- 2	0- 1	2- 9				
1- 12	0- 0	0- 0	AWAY	0- 0	0- 1	1- 11				
1- 1	0- 0	0- 0	NEUTRAL	0- 0	0- 0	1- 1				
0- 9	0- 0	0- 0	NON-CONFERENCE	0- 2	0- 2	0- 5				
0- 5	0- 0	0- 0	HOME	0- 2	0- 1	0- 2				
0- 4	0- 0	0- 0	AWAY	0- 0	0- 1	0- 3				
0- 0	0- 0	0- 0	NEUTRAL	0- 0	0- 0	0- 0				
4- 16	0- 0	0- 0	CONFERENCE	0- 0	0- 0	4- 16				
2- 7	0- 0	0- 0	HOME	0- 0	0- 0	2- 7				
1- 8	0- 0	0- 0	AWAY	0- 0	0- 0	1- 8				
1- 1	0- 0	0- 0	NEUTRAL	0- 0	0- 0	1- 1				

RPI 1-25			RPI 26-50			RPI 51-100				RPI 101+			Team's RPI: 346				
RPI	S	Opponent	Score	RPI	S	Opponent	Score	RPI	S	Opponent	Score	RPI	S	Opponent	Score		
								54	H	Saint Louis	60	91	110	H	Samford	30	54
								78	H	Belmont	28	78	135	A	Marshall	45	81
													151	A	Southern U.	38	77
													151	H	Southern U.	62	68
													159	A	Alabama	44	96
													177	A	Ole Miss	42	103
													181	A	Grambling	56	75
													181	H	Grambling	67	75
													227	H	Southeast Mo. St.	58	69
													231	A	Texas Southern	41	72
													231	H	Texas Southern	38	57
													246	A	Alabama St.	50	86
													246	H	Alabama St.	63	77
													246	N	Alabama St.	72	88
													261	H	Murray St.	59	76
													275	A	Prairie View	72	93
													275	H	Prairie View	52	67
													297	A	Alcorn	52	68
													297	H	Alcorn	64	81
													306	A	Jackson St.	58	59
													306	H	Jackson St.	66	69
													309	A	Morehead St.	69	112
													337	A	Ark.-Pine Bluff	60	69
													337	H	Ark.-Pine Bluff	78	70
													337	N	Ark.-Pine Bluff	82	74
													349	A	Mississippi Val.	84	74
LAST 12 Division I GAMES:																	
				246	N	Alabama St.	72	88		151	H	Southern U.	62	68			
				337	N	Ark.-Pine Bluff	82	74		297	H	Alcorn	64	81			
				306	H	Jackson St.	66	69		246	H	Alabama St.	63	77			
				181	H	Grambling	67	75		349	A	Mississippi Val.	84	74			
				275	A	Prairie View	72	93		337	A	Ark.-Pine Bluff	60	69			
				231	A	Texas Southern	41	72		231	H	Texas Southern	38	57			

Non-Div I Games: Tuskegee 66 55

Alabama A&amp;M

■ Loss, 
 ■ Non-Conf, 
 ■ S Site, 
 ■ H Home 
 ■ A Away 
 N Neutral

RPI	S	Opponent	Score
349	H	Mississippi Val.	79 68

A  
l  
a  
b  
a  
m  
a  
A  
&  
M

A  
l  
a  
b  
a  
m  
a  
A  
&  
M

Alabama A&M

Average RPI Win:	288	WON-LOST	WINNING	LAST 10	STRENGTH OF	OPP. STRENGTH	TEAM	ADJ.	CONF.	ADJ CONF.
Average RPI Loss:	197	RECORD	PCT. RANK	GAMES	SCHEDULE	OF SCHEDULE	RPI	RPI	RPI	RPI
DIV. I ONLY	16- 11	122	8- 2	338	345	246	246	31	31	
DIV. I NON-CONF.	1- 7	318	0- 0	246	224	324	324	31	31	
TOTALS	RPI 1-25	RPI 26-50	W-L RECORDS	RPI 51-100	RPI 101-150	RPI 150+				
16- 11	0- 0	0- 0	OVERALL	0- 1	0- 2	16- 8				
8- 5	0- 0	0- 0	HOME	0- 0	0- 2	8- 3				
6- 5	0- 0	0- 0	AWAY	0- 1	0- 0	6- 4				
2- 1	0- 0	0- 0	NEUTRAL	0- 0	0- 0	2- 1				
1- 7	0- 0	0- 0	NON-CONFERENCE	0- 1	0- 2	1- 4				
0- 4	0- 0	0- 0	HOME	0- 0	0- 2	0- 2				
0- 2	0- 0	0- 0	AWAY	0- 1	0- 0	0- 1				
1- 1	0- 0	0- 0	NEUTRAL	0- 0	0- 0	1- 1				
15- 4	0- 0	0- 0	CONFERENCE	0- 0	0- 0	15- 4				
8- 1	0- 0	0- 0	HOME	0- 0	0- 0	8- 1				
6- 3	0- 0	0- 0	AWAY	0- 0	0- 0	6- 3				
1- 0	0- 0	0- 0	NEUTRAL	0- 0	0- 0	1- 0				

RPI 1-25			RPI 26-50			RPI 51-100			RPI 101+ Team's RPI: 246		
RPI	S	Opponent	Score	RPI	S	Opponent	Score	RPI	S	Opponent	Score
						73 A Georgia Tech	54 80	110 H Samford		35 54	
								136 H Troy		59 73	
								151 A Southern U.		60 59	
								151 H Southern U.		55 57	
								181 A Grambling		69 89	
								181 H Grambling		69 60	
								185 A Southern Miss.		44 65	
								192 H South Ala.		43 47	
								229 N Siena		57 53	
								231 A Texas Southern		58 48	
								231 H Texas Southern		57 51	
								256 N Tennessee St.		64 74	
								275 A Prairie View		60 63	
								275 H Prairie View		65 54	
								297 A Alcorn		52 51	
								297 H Alcorn		64 51	
								299 H Savannah St.		49 60	
								306 A Jackson St.		69 70	
								306 H Jackson St.		63 57	
								337 A Ark.-Pine Bluff		68 53	
								337 H Ark.-Pine Bluff		72 63	
								346 A Alabama A&M		77 63	
								346 H Alabama A&M		86 50	
								346 N Alabama A&M		88 72	
								349 A Mississippi Val.		79 51	
								349 H Mississippi Val.		100 50	
LAST 12 Division I GAMES:											
346 N		Alabama A&M	88 72	151 H		Southern U.	55 57	346 A		Alabama A&M	77 63
181 H		Grambling	69 60	346 A		Alabama A&M	77 63	346 H		Alabama A&M	86 50
306 H		Jackson St.	63 57	337 A		Ark.-Pine Bluff	68 53	346 N		Alabama A&M	88 72
231 A		Texas Southern	58 48	349 A		Mississippi Val.	79 51	349 A		Mississippi Val.	79 51
275 A		Prairie View	60 63	275 H		Prairie View	65 54	349 H		Mississippi Val.	100 50
297 H		Alcorn	64 51	231 H		Texas Southern	57 51				

Non-Div I Games: Mobile 71 56

Alabama St.

Loss, Non-Conf, S Site, H Home A Away N Neutral



Average RPI Win:	221	WON-LOST	WINNING	LAST 10	STRENGTH OF	OPP. STRENGTH	TEAM	ADJ.	CONF.	ADJ CONF.
Average RPI Loss:	54	RECORD	PCT. RANK	GAMES	SCHEDULE	OF SCHEDULE	RPI	RPI	RPI	RPI
DIV. I ONLY	26- 4	14	9- 1	246	174	48	48	16	16	
DIV. I NON-CONF.	9- 3	69	0- 0	231	105	71	71	19	19	
TOTALS	RPI 1-25	RPI 26-50	W-L RECORDS	RPI 51-100	RPI 101-150	RPI 150+				
26- 4	0- 0	0- 1	OVERALL	1- 3	1- 0	24- 0				
11- 0	0- 0	0- 0	HOME	1- 0	0- 0	10- 0				
12- 4	0- 0	0- 1	AWAY	0- 3	0- 0	12- 0				
3- 0	0- 0	0- 0	NEUTRAL	0- 0	1- 0	2- 0				
9- 3	0- 0	0- 1	NON-CONFERENCE	0- 2	1- 0	8- 0				
3- 0	0- 0	0- 0	HOME	0- 0	0- 0	3- 0				
4- 3	0- 0	0- 1	AWAY	0- 2	0- 0	4- 0				
2- 0	0- 0	0- 0	NEUTRAL	0- 0	1- 0	1- 0				
17- 1	0- 0	0- 0	CONFERENCE	1- 1	0- 0	16- 0				
8- 0	0- 0	0- 0	HOME	1- 0	0- 0	7- 0				
8- 1	0- 0	0- 0	AWAY	0- 1	0- 0	8- 0				
1- 0	0- 0	0- 0	NEUTRAL	0- 0	0- 0	1- 0				

RPI S	Opponent	Score	RPI S	Opponent	Score	RPI S	Opponent	Score	RPI S	Opponent	Score
28	A Tennessee	55 63	55	A Southern California	67 68	113	N Toledo	63 55			
			63	A Maine	53 65	156	A Stony Brook	62 49			
			63	H Maine	64 59	156	H Stony Brook	73 54			
			70	A Army West Point	62 65	157	H Yale	74 70			
						180	N UC Davis	80 70			
						184	A UMBC	77 42			
						184	H UMBC	63 39			
						196	A Fairfield	62 50			
						212	A Rhode Island	67 58			
						218	A Hartford	78 41			
						218	H Hartford	84 39			
						219	A Binghamton	59 47			
						219	A Binghamton	79 43			
						219	H Binghamton	64 58			
						229	A Siena	61 42			
						232	A New Hampshire	78 52			
						232	H New Hampshire	85 48			
						265	H Providence	71 58			
						267	H Pepperdine	64 49			
						278	A Vermont	75 40			
						278	H Vermont	72 43			
						278	N Vermont	95 43			
						320	A UMass Lowell	85 55			
						320	H UMass Lowell	88 57			
						343	A Boston U.	83 43			
LAST 12 Division I GAMES:											
219	A Binghamton	79 43	232	H New Hampshire	85 48						
278	N Vermont	95 43	219	H Binghamton	64 58						
218	H Hartford	84 39	278	A Vermont	75 40						
320	H UMass Lowell	88 57	184	H UMBC	63 39						
156	A Stony Brook	62 49	218	A Hartford	78 41						
63	A Maine	53 65	320	A UMass Lowell	85 55						

Non-Div I Games:

Albany (NY)

■ Loss, 
 ■ Non-Conf, S Site, 
 ■ Home 
 ■ Away 
 N Neutral

Average RPI Win: <b>298</b>	WON-LOST	WINNING	LAST 10	STRENGTH OF	OPP. STRENGTH	TEAM	ADJ.	CONF.	ADJ CONF.
Average RPI Loss: <b>198</b>	RECORD	PCT. RANK	GAMES	SCHEDULE	OF SCHEDULE	RPI	RPI	RPI	RPI
DIV. I ONLY	<b>9- 19</b>	<b>271</b>	<b>7- 3</b>	<b>299</b>	<b>346</b>	<b>297</b>	<b>297</b>	<b>31</b>	<b>31</b>
DIV. I NON-CONF.	<b>0- 8</b>	<b>338</b>	<b>0- 0</b>	<b>68</b>	<b>185</b>	<b>296</b>	<b>296</b>	<b>31</b>	<b>31</b>
TOTALS	RPI 1-25	RPI 26-50	W-L RECORDS	RPI 51-100	RPI 101-150	RPI 150+			
9- 19	0- 0	0- 1	OVERALL	0- 2	0- 3	9- 13			
5- 4	0- 0	0- 0	HOME	0- 0	0- 0	5- 4			
3- 14	0- 0	0- 0	AWAY	0- 2	0- 1	3- 5			
1- 1	0- 0	0- 0	NEUTRAL	0- 0	0- 0	1- 1			
0- 8	0- 0	0- 1	NON-CONFERENCE	0- 2	0- 3	0- 2			
0- 0	0- 0	0- 0	HOME	0- 0	0- 0	0- 0			
0- 8	0- 0	0- 1	AWAY	0- 2	0- 3	0- 2			
0- 0	0- 0	0- 0	NEUTRAL	0- 0	0- 0	0- 0			
9- 11	0- 0	0- 0	CONFERENCE	0- 0	0- 0	9- 11			
5- 4	0- 0	0- 0	HOME	0- 0	0- 0	5- 4			
3- 6	0- 0	0- 0	AWAY	0- 0	0- 0	3- 6			
1- 1	0- 0	0- 0	NEUTRAL	0- 0	0- 0	1- 1			

RPI S	Opponent	Score	RPI S	Opponent	Score	RPI S	Opponent	Score	RPI S	Opponent	Score	Team's RPI: 297
39	A Arkansas St.	50 82	96	A Central Ark.	35 58	128	A La.-Lafayette	61 73				
			99	A Northwestern	47 91	130	A Iowa St.	41 91				
						148	A East Carolina	58 87				
						151	A Southern U.	57 66				
						151	H Southern U.	85 74				
						151	N Southern U.	57 61				
						159	A Alabama	50 97				
						181	A Grambling	70 66				
						181	H Grambling	76 85				
						231	A Texas Southern	39 68				
						231	H Texas Southern	41 53				
						246	A Alabama St.	51 64				
						246	H Alabama St.	51 52				
						275	A Prairie View	54 58				
						275	H Prairie View	70 65				
						298	A Jacksonville St.	65 67				
						306	A Jackson St.	65 79				
						306	H Jackson St.	66 73				
						337	A Ark.-Pine Bluff	69 71				
						337	H Ark.-Pine Bluff	81 53				
						346	A Alabama A&M	81 64				
						346	H Alabama A&M	68 52				
						349	A Mississippi Val.	81 66				
						349	H Mississippi Val.	75 39				
						349	N Mississippi Val.	62 43				
LAST 12 Division I GAMES:												
			151	N Southern U.	57 61	346	A Alabama A&M	81 64				
			349	N Mississippi Val.	62 43	337	H Ark.-Pine Bluff	81 53				
			231	H Texas Southern	41 53	349	H Mississippi Val.	75 39				
			275	H Prairie View	70 65	181	A Grambling	70 66				
			151	H Southern U.	85 74	306	A Jackson St.	65 79				
			246	A Alabama St.	51 64	151	A Southern U.	57 66				

Non-Div I Games: Mt. Mercy 60 56 Delta St. 66 57

Alcorn

Loss, Non-Conf, S Site, H Home A Away N Neutral

Average RPI Win:	273	WON-LOST	WINNING	LAST 10	STRENGTH OF	OPP. STRENGTH	TEAM	ADJ.	CONF.	ADJ CONF.
Average RPI Loss:	162	RECORD	PCT. RANK	GAMES	SCHEDULE	OF SCHEDULE	RPI	RPI	RPI	RPI
DIV. I ONLY	8- 23	294	3- 7	146	290	272	272	26	26	
DIV. I NON-CONF.	2- 9	296	0- 0	27	171	206	206	27	27	
TOTALS	RPI 1-25	RPI 26-50	W-L RECORDS	RPI 51-100	RPI 101-150	RPI 150+				
8- 23	0- 1	0- 2	OVERALL	0- 7	0- 2	8- 11				
5- 9	0- 0	0- 0	HOME	0- 4	0- 1	5- 4				
3- 14	0- 1	0- 2	AWAY	0- 3	0- 1	3- 7				
0- 0	0- 0	0- 0	NEUTRAL	0- 0	0- 0	0- 0				
2- 9	0- 1	0- 2	NON-CONFERENCE	0- 2	0- 2	2- 2				
1- 3	0- 0	0- 0	HOME	0- 2	0- 1	1- 0				
1- 6	0- 1	0- 2	AWAY	0- 0	0- 1	1- 2				
0- 0	0- 0	0- 0	NEUTRAL	0- 0	0- 0	0- 0				
6- 14	0- 0	0- 0	CONFERENCE	0- 5	0- 0	6- 9				
4- 6	0- 0	0- 0	HOME	0- 2	0- 0	4- 4				
2- 8	0- 0	0- 0	AWAY	0- 3	0- 0	2- 5				
0- 0	0- 0	0- 0	NEUTRAL	0- 0	0- 0	0- 0				

RPI 1-25				RPI 26-50				RPI 51-100				RPI 101+ Team's RPI: 272			
RPI	S	Opponent	Score	RPI	S	Opponent	Score	RPI	S	Opponent	Score	RPI	S	Opponent	Score
21	A	George Washington	48 78	34	A	James Madison	45 74	65	H	Hofstra	51 60	129	A	Pittsburgh	58 76
				38	A	Princeton	34 72	70	A	Army West Point	51 87	140	H	Wake Forest	70 71
								70	H	Army West Point	42 52	184	A	UMBC	46 47
								89	H	Elon	54 62	214	A	Dartmouth	45 41
								90	A	Bucknell	65 73	215	A	William & Mary	51 62
								90	A	Bucknell	54 60	217	A	Lehigh	59 55
								90	H	Bucknell	60 66	217	H	Lehigh	52 61
												222	A	Loyola Maryland	46 52
												222	H	Loyola Maryland	50 55
												233	A	Navy	52 65
												233	H	Navy	61 56
												247	H	Manhattan	52 48
												254	A	Holy Cross	54 59
												254	H	Holy Cross	50 59
												293	A	Colgate	49 37
												293	H	Colgate	64 56
												329	A	Lafayette	59 63
												329	H	Lafayette	51 60
												343	A	Boston U.	59 63
												343	H	Boston U.	79 33
												343	H	Boston U.	61 53
LAST 12 Division I GAMES:															
				90	A	Bucknell	65 73	329	A	Lafayette	59 63				
				343	H	Boston U.	61 53	70	A	Army West Point	51 87				
				233	H	Navy	61 56	343	H	Boston U.	79 33				
				222	H	Loyola Maryland	50 55	217	H	Lehigh	52 61				
				233	A	Navy	52 65	90	A	Bucknell	54 60				
				254	H	Holy Cross	50 59	293	H	Colgate	64 56				

Non-Div I Games:

American

■ Loss, 
 ■ Non-Conf, S Site, 
 ■ Home 
 ■ Away 
 N Neutral

Average RPI Win:	219	WON-LOST	WINNING	LAST 10	STRENGTH OF	OPP. STRENGTH	TEAM	ADJ.	CONF.	ADJ CONF.
Average RPI Loss:	157	RECORD	PCT. RANK	GAMES	SCHEDULE	OF SCHEDULE	RPI	RPI	RPI	RPI
DIV. I ONLY	10- 20	265	3- 7	170	202	257	257	15	15	
DIV. I NON-CONF.	3- 6	234	0- 0	217	210	272	272	14	14	
TOTALS	RPI 1-25	RPI 26-50	W-L RECORDS	RPI 51-100	RPI 101-150	RPI 150+				
10- 20	0- 0	0- 3	OVERALL	0- 1	2- 5	8- 11				
6- 8	0- 0	0- 1	HOME	0- 0	1- 3	5- 4				
4- 9	0- 0	0- 1	AWAY	0- 0	1- 2	3- 6				
0- 3	0- 0	0- 1	NEUTRAL	0- 1	0- 0	0- 1				
3- 6	0- 0	0- 0	NON-CONFERENCE	0- 1	0- 1	3- 4				
3- 1	0- 0	0- 0	HOME	0- 0	0- 1	3- 0				
0- 3	0- 0	0- 0	AWAY	0- 0	0- 0	0- 3				
0- 2	0- 0	0- 0	NEUTRAL	0- 1	0- 0	0- 1				
7- 14	0- 0	0- 3	CONFERENCE	0- 0	2- 4	5- 7				
3- 7	0- 0	0- 1	HOME	0- 0	1- 2	2- 4				
4- 6	0- 0	0- 1	AWAY	0- 0	1- 2	3- 3				
0- 1	0- 0	0- 1	NEUTRAL	0- 0	0- 0	0- 0				

RPI 1-25				RPI 26-50				RPI 51-100				RPI 101+				Team's RPI: 257
RPI	S	Opponent	Score	RPI	S	Opponent	Score	RPI	S	Opponent	Score	RPI	S	Opponent	Score	
				39	A	Arkansas St.	60 83	61	N	South Dakota	60 87	105	A	Little Rock	50 67	
				39	H	Arkansas St.	74 83					105	H	Little Rock	67 72	
				39	N	Arkansas St.	61 81					128	A	La.-Lafayette	51 60	
												128	H	La.-Lafayette	76 59	
												132	H	Liberty	68 74	
												136	A	Troy	96 81	
												136	H	Troy	89 100	
												152	A	UT Arlington	58 65	
												152	H	UT Arlington	45 76	
												154	A	North Carolina	59 68	
												159	A	Alabama	59 93	
												165	H	ETSU	70 52	
												192	A	South Ala.	55 71	
												192	H	South Ala.	54 68	
												198	H	Richmond	73 59	
												215	H	Furman	92 78	
												224	A	Col. of Charleston	50 60	
												245	A	Texas St.	76 87	
												245	H	Texas St.	90 71	
												270	A	La.-Monroe	57 54	
												270	H	La.-Monroe	64 52	
												271	A	Georgia St.	72 69	
												271	H	Georgia St.	75 80	
												294	A	Ga. Southern	68 62	
												294	H	Ga. Southern	50 65	
												323	N	Delaware St.	69 76	
LAST 12 Division I GAMES:																
				39	N	Arkansas St.	61 81	192	H	South Ala.	54 68					
				39	H	Arkansas St.	74 83	152	A	UT Arlington	58 65					
				105	H	Little Rock	67 72	245	A	Texas St.	76 87					
				271	A	Georgia St.	72 69	270	H	La.-Monroe	64 52					
				294	A	Ga. Southern	68 62	128	H	La.-Lafayette	76 59					
				136	H	Troy	89 100	192	A	South Ala.	55 71					

Non-Div I Games:

Appalachian St.

■ Loss, 
 ■ Non-Conf, S Site, 
 ■ Home 
 ■ Away 
 N Neutral

Average RPI Win:	168	WON-LOST	WINNING	LAST 10	STRENGTH OF	OPP. STRENGTH	TEAM	ADJ.	CONF.	ADJ CONF.
Average RPI Loss:	52	RECORD	PCT. RANK	GAMES	SCHEDULE	OF SCHEDULE	RPI	RPI	RPI	RPI
DIV. I ONLY	13- 19	230	2- 8	31	26	124	124	1	1	
DIV. I NON-CONF.	9- 3	69	0- 0	139	235	86	86	1	1	
TOTALS	RPI 1-25	RPI 26-50	W-L RECORDS	RPI 51-100	RPI 101-150	RPI 150+				
13- 19	0- 8	0- 2	OVERALL	3- 8	2- 0	8- 1				
8- 7	0- 3	0- 1	HOME	1- 3	1- 0	6- 0				
3- 9	0- 1	0- 0	AWAY	1- 1	1- 0	1- 0				
2- 3	0- 1	0- 0	NEUTRAL	1- 1	0- 0	1- 1				
9- 3	0- 0	0- 0	NON-CONFERENCE	0- 2	2- 0	7- 1				
6- 0	0- 0	0- 0	HOME	0- 0	1- 0	5- 0				
2- 1	0- 0	0- 0	AWAY	0- 1	1- 0	1- 0				
1- 2	0- 0	0- 0	NEUTRAL	0- 1	0- 0	1- 1				
4- 16	0- 8	0- 2	CONFERENCE	3- 6	0- 0	1- 0				
2- 7	0- 3	0- 1	HOME	1- 3	0- 0	1- 0				
1- 8	0- 4	0- 1	AWAY	1- 3	0- 0	0- 0				
1- 1	0- 1	0- 0	NEUTRAL	1- 0	0- 0	0- 0				

RPI	S	Opponent	Score	RPI	S	Opponent	Score	RPI	S	Opponent	Score	RPI	S	Opponent	Score	Team's RPI: 124
5	A	Oregon St.	43 71	33	A	Washington	47 63	55	A	Southern California	63 56	108	H	New Mexico St.	68 64	
9	A	UCLA	53 80	33	H	Washington	52 74	55	H	Southern California	57 67	113	A	Toledo	62 59	
9	H	UCLA	39 73					62	N	FGCU	55 57	166	H	George Mason	68 60	
9	N	UCLA	51 72					83	A	San Diego	54 59	176	H	Pacific	69 56	
10	A	Stanford	58 82					84	A	Oregon	54 76	195	N	SMU	46 58	
10	H	Stanford	34 59					84	N	Oregon	74 68	201	H	Colorado	63 52	
11	A	Arizona St.	49 61					86	A	California	56 75	203	H	Louisiana Tech	77 67	
11	H	Arizona St.	47 62					86	H	California	57 52	205	N	Gardner-Webb	79 60	
								88	H	Utah	55 60	220	H	Kansas	67 52	
								97	A	Washington St.	46 67	237	A	North Texas	51 44	
								97	H	Washington St.	61 62	328	H	Howard	65 28	
LAST 12 Division I GAMES:																
		9 N UCLA	51 72			86 A California	56 75									
		84 N Oregon	74 68			10 A Stanford	58 82									
		55 A Southern California	63 56			9 H UCLA	39 73									
		9 A UCLA	53 80			55 H Southern California	57 67									
		97 H Washington St.	61 62			84 A Oregon	54 76									
		33 H Washington	52 74			5 A Oregon St.	43 71									

Non-Div I Games:

Arizona

Average RPI Win:	104	WON-LOST	WINNING	LAST 10	STRENGTH OF	OPP. STRENGTH	TEAM	ADJ.	CONF.	ADJ CONF.
Average RPI Loss:	31	RECORD	PCT. RANK	GAMES	SCHEDULE	OF SCHEDULE	RPI	RPI	RPI	RPI
DIV. I ONLY	25- 6	25	7- 3	19	2	11	11	1	1	
DIV. I NON-CONF.	9- 3	69	0- 0	35	16	41	41	1	1	
TOTALS	RPI 1-25	RPI 26-50	W-L RECORDS	RPI 51-100	RPI 101-150	RPI 150+				
25- 6	5- 4	2- 0	OVERALL	9- 2	3- 0	6- 0				
13- 2	3- 1	1- 0	HOME	5- 1	1- 0	3- 0				
11- 2	2- 2	1- 0	AWAY	4- 0	2- 0	2- 0				
1- 2	0- 1	0- 0	NEUTRAL	0- 1	0- 0	1- 0				
9- 3	2- 2	0- 0	NON-CONFERENCE	1- 1	1- 0	5- 0				
4- 2	1- 1	0- 0	HOME	1- 1	0- 0	2- 0				
4- 0	1- 0	0- 0	AWAY	0- 0	1- 0	2- 0				
1- 1	0- 1	0- 0	NEUTRAL	0- 0	0- 0	1- 0				
16- 3	3- 2	2- 0	CONFERENCE	8- 1	2- 0	1- 0				
9- 0	2- 0	1- 0	HOME	4- 0	1- 0	1- 0				
7- 2	1- 2	1- 0	AWAY	4- 0	1- 0	0- 0				
0- 1	0- 0	0- 0	NEUTRAL	0- 1	0- 0	0- 0				

RPI 1-25				Team's RPI: 11		RPI 26-50				RPI 51-100				RPI 101+			
RPI	S	Opponent	Score	RPI	S	Opponent	Score	RPI	S	Opponent	Score	RPI	S	Opponent	Score		
4	N	South Carolina	58 60	33	A	Washington	68 61	55	A	Southern California	50 45	120	A	Hawaii	75 49		
5	A	Oregon St.	44 67	33	H	Washington	77 57	55	H	Southern California	69 68	124	A	Arizona	62 47		
9	A	UCLA	61 74					72	H	VCU	48 57	124	H	Arizona	61 49		
9	H	UCLA	65 61					84	A	Oregon	63 58	195	A	SMU	64 57		
10	A	Stanford	63 61					86	A	California	64 49	201	H	Colorado	64 37		
10	H	Stanford	49 31					86	H	California	57 49	210	N	CSU Bakersfield	60 47		
12	H	Kentucky	64 68					86	N	California	64 75	218	A	Hartford	60 29		
13	A	Syracuse	61 54					88	H	Utah	80 60	249	H	Columbia	70 49		
15	H	Florida St.	68 56					97	A	Washington St.	63 45	300	H	CSUN	69 46		
								97	H	Washington St.	61 39						
								100	H	Marquette	90 80						
LAST 12 Division I GAMES:																	
86	N	California	64 75	86	A	California	64 49										
9	A	UCLA	61 74	55	H	Southern California	69 68										
55	A	Southern California	50 45	9	H	UCLA	65 61										
33	H	Washington	77 57	5	A	Oregon St.	44 67										
97	H	Washington St.	61 39	84	A	Oregon	63 58										
10	A	Stanford	63 61	124	A	Arizona	62 47										

Non-Div I Games:

Arizona St.

■ Loss, 
 ■ Non-Conf, S Site, 
 ■ Home 
 ■ Away 
 N Neutral

Average RPI Win:	298	WON-LOST	WINNING	LAST 10	STRENGTH OF	OPP. STRENGTH	TEAM	ADJ.	CONF.	ADJ CONF.
Average RPI Loss:	209	RECORD	PCT. RANK	GAMES	SCHEDULE	OF SCHEDULE	RPI	RPI	RPI	RPI
DIV. I ONLY	6- 20	307	3- 7	335	324	337	337	31	31	
DIV. I NON-CONF.	0- 7	338	0- 0	194	9	322	322	31	31	
TOTALS	RPI 1-25	RPI 26-50	W-L RECORDS	RPI 51-100	RPI 101-150	RPI 150+				
6- 20	0- 0	0- 1	OVERALL	0- 1	0- 3	6- 15				
5- 4	0- 0	0- 0	HOME	0- 0	0- 0	5- 4				
1- 15	0- 0	0- 1	AWAY	0- 0	0- 2	1- 4				
0- 1	0- 0	0- 0	NEUTRAL	0- 0	0- 0	0- 1				
0- 7	0- 0	0- 1	NON-CONFERENCE	0- 1	0- 3	0- 2				
0- 0	0- 0	0- 0	HOME	0- 0	0- 0	0- 0				
0- 7	0- 0	0- 1	AWAY	0- 1	0- 3	0- 2				
0- 0	0- 0	0- 0	NEUTRAL	0- 0	0- 0	0- 0				
6- 13	0- 0	0- 0	CONFERENCE	0- 0	0- 0	6- 13				
5- 4	0- 0	0- 0	HOME	0- 0	0- 0	5- 4				
1- 8	0- 0	0- 0	AWAY	0- 0	0- 0	1- 8				
0- 1	0- 0	0- 0	NEUTRAL	0- 0	0- 0	0- 1				

RPI S	Opponent	Score	RPI S	Opponent	Score	RPI S	Opponent	Score	RPI S	Opponent	Score	Team's RPI: 337
44	A Missouri	34 85	95	A Nebraska	46 96	113	A Toledo	47 74				
						130	A Iowa St.	41 70				
						138	A Texas Tech	40 84				
						151	A Southern U.	70 74				
						151	H Southern U.	61 78				
						155	A UAB	32 82				
						177	A Ole Miss	45 80				
						181	A Grambling	49 67				
						181	H Grambling	83 68				
						231	A Texas Southern	30 57				
						231	H Texas Southern	51 57				
						246	A Alabama St.	63 72				
						246	H Alabama St.	53 68				
						275	A Prairie View	55 70				
						275	H Prairie View	66 70				
						297	A Alcorn	53 81				
						297	H Alcorn	71 69				
						306	A Jackson St.	66 59				
						306	H Jackson St.	71 66				
						346	A Alabama A&M	70 78				
						346	H Alabama A&M	69 60				
						346	N Alabama A&M	74 82				
						349	A Mississippi Val.	60 62				
						349	H Mississippi Val.	81 53				
LAST 12 Division I GAMES:												
346	N Alabama A&M	74 82	297	A Alcorn	53 81	346	N Alabama A&M	74 82				
349	H Mississippi Val.	81 53	151	A Southern U.	70 74	349	A Mississippi Val.	60 62				
306	A Jackson St.	66 59	246	H Alabama St.	53 68							
181	A Grambling	49 67	346	H Alabama A&M	69 60							
231	H Texas Southern	51 57	306	H Jackson St.	71 66							
275	H Prairie View	66 70	181	H Grambling	83 68							

Non-Div I Games: Talladega 73 83 Philander Smith 63 51 Tougaloo 65 51 Talladega 68 55 Ark.-Pine Bluff

## Arkansas

Through Games Of March 9, 2016

Average RPI Win:	167	WON-LOST	WINNING	LAST 10	STRENGTH OF	OPP. STRENGTH	TEAM	ADJ.	CONF.	ADJ CONF.
Average RPI Loss:	55	RECORD	PCT. RANK	GAMES	SCHEDULE	OF SCHEDULE	RPI	RPI	RPI	RPI
DIV. I ONLY	12- 18	232	3- 7	43	23	141	141	2	2	
DIV. I NON-CONF.	5- 8	209	0- 0	193	110	248	248	2	2	
TOTALS	RPI 1-25	RPI 26-50	W-L RECORDS	RPI 51-100	RPI 101-150	RPI 150+				
12- 18	1- 7	2- 5	OVERALL	1- 3	2- 1	6- 2				
11- 4	1- 2	2- 0	HOME	1- 1	1- 0	6- 1				
1- 10	0- 3	0- 4	AWAY	0- 2	1- 0	0- 1				
0- 4	0- 2	0- 1	NEUTRAL	0- 0	0- 1	0- 0				
5- 8	0- 2	0- 1	NON-CONFERENCE	0- 2	1- 1	4- 2				
5- 2	0- 0	0- 0	HOME	0- 1	1- 0	4- 1				
0- 3	0- 0	0- 1	AWAY	0- 1	0- 0	0- 1				
0- 3	0- 2	0- 0	NEUTRAL	0- 0	0- 1	0- 0				
7- 10	1- 5	2- 4	CONFERENCE	1- 1	1- 0	2- 0				
6- 2	1- 2	2- 0	HOME	1- 0	0- 0	2- 0				
1- 7	0- 3	0- 3	AWAY	0- 1	1- 0	0- 0				
0- 1	0- 0	0- 1	NEUTRAL	0- 0	0- 0	0- 0				

RPI	S	Opponent	Score	RPI	S	Opponent	Score	RPI	S	Opponent	Score	RPI	S	Opponent	Score	Team's RPI: 141
4	A	South Carolina	32 85	28	A	Tennessee	57 75	52	A	Rutgers	40 60	123	A	LSU	48 44	
5	N	Oregon St.	47 63	28	H	Tennessee	64 59	57	A	Auburn	60 71	128	N	La.-Lafayette	59 67	
7	N	Texas	50 61	28	N	Tennessee	51 68	75	H	Vanderbilt	57 56	139	H	Oral Roberts	65 50	
12	A	Kentucky	63 77	37	A	Georgia	57 72	92	H	Missouri St.	54 69	159	H	Alabama	69 67	
19	H	Texas A&M	67 61	44	A	Missouri	48 69					177	H	Ole Miss	60 49	
24	A	Mississippi St.	55 80	44	H	Missouri	64 52					183	A	Butler	57 63	
24	H	Mississippi St.	55 65	50	A	South Dakota St.	69 76					191	H	Tulsa	67 74	
25	H	Florida	66 71									236	H	Sam Houston St.	67 47	
												318	H	Southeastern La.	97 53	
												331	H	New Orleans	73 41	
												349	H	Mississippi Val.	86 46	
LAST 12 Division I GAMES:																
		28 N Tennessee	51 68			75 H Vanderbilt	57 56									
		177 H Ole Miss	60 49			28 A Tennessee	57 75									
		37 A Georgia	57 72			24 H Mississippi St.	55 65									
		12 A Kentucky	63 77			25 H Florida	66 71									
		159 H Alabama	69 67			57 A Auburn	60 71									
		44 A Missouri	48 69			123 A LSU	48 44									

Non-Div I Games:

Arkansas

■ Loss, 
■ Non-Conf, 
■ S Site, 
■ H Home 
■ A Away 
N Neutral



Average RPI Win:	214	WON-LOST	WINNING	LAST 10	STRENGTH OF	OPP. STRENGTH	TEAM	ADJ.	CONF.	ADJ CONF.
Average RPI Loss:	66	RECORD	PCT. RANK	GAMES	SCHEDULE	OF SCHEDULE	RPI	RPI	RPI	RPI
DIV. I ONLY	26- 4	14	9- 1	174	199	39	39	15	15	
DIV. I NON-CONF.	6- 3	99	0- 0	86	205	52	52	14	14	
TOTALS	RPI 1-25	RPI 26-50	W-L RECORDS	RPI 51-100	RPI 101-150	RPI 150+				
26- 4	0- 1	0- 1	OVERALL	1- 1	6- 1	19- 0				
13- 0	0- 0	0- 0	HOME	0- 0	3- 0	10- 0				
12- 4	0- 1	0- 1	AWAY	1- 1	3- 1	8- 0				
1- 0	0- 0	0- 0	NEUTRAL	0- 0	0- 0	1- 0				
6- 3	0- 1	0- 1	NON-CONFERENCE	1- 1	1- 0	4- 0				
3- 0	0- 0	0- 0	HOME	0- 0	0- 0	3- 0				
3- 3	0- 1	0- 1	AWAY	1- 1	1- 0	1- 0				
0- 0	0- 0	0- 0	NEUTRAL	0- 0	0- 0	0- 0				
20- 1	0- 0	0- 0	CONFERENCE	0- 0	5- 1	15- 0				
10- 0	0- 0	0- 0	HOME	0- 0	3- 0	7- 0				
9- 1	0- 0	0- 0	AWAY	0- 0	2- 1	7- 0				
1- 0	0- 0	0- 0	NEUTRAL	0- 0	0- 0	1- 0				

RPI 1-25				RPI 26-50				Team's RPI: 39	RPI 51-100				RPI 101+			
RPI	S	Opponent	Score	RPI	S	Opponent	Score		RPI	S	Opponent	Score	RPI	S	Opponent	Score
25	A	Florida	72 76	40	A	Chattanooga	54 55		62	A	FGCU	62 48	104	A	UT Martin	76 74
									95	A	Nebraska	71 79	105	A	Little Rock	69 71
													105	H	Little Rock	66 53
													128	A	La.-Lafayette	74 62
													128	H	La.-Lafayette	83 56
													136	A	Troy	101 81
													136	H	Troy	94 80
													152	A	UT Arlington	78 71
													152	H	UT Arlington	66 44
													192	A	South Ala.	66 53
													192	H	South Ala.	58 51
													245	A	Texas St.	74 59
													245	H	Texas St.	87 50
													257	A	Appalachian St.	83 74
													257	H	Appalachian St.	83 60
													257 N	Appalachian St.	81 61	
													269	H	Austin Peay	66 55
													270	A	La.-Monroe	78 64
													270	H	La.-Monroe	66 43
													271	A	Georgia St.	85 64
													271	H	Georgia St.	75 54
													279	A	Tennessee Tech	77 55
													291	H	Wichita St.	67 40
													294	A	Ga. Southern	79 52
													294	H	Ga. Southern	77 54
													297	H	Alcorn	82 50
LAST 12 Division I GAMES:																
257 N		Appalachian St.	81 61	294	A	Ga. Southern	79 52									
257	A	Appalachian St.	83 74	270	A	La.-Monroe	78 64									
105	A	Little Rock	69 71	128	A	La.-Lafayette	74 62									
152	H	UT Arlington	66 44	136	H	Troy	94 80									
245	H	Texas St.	87 50	192	H	South Ala.	58 51									
271	A	Georgia St.	85 64	294	H	Ga. Southern	77 54									

Non-Div I Games:

Arkansas St.

■ Loss, 
■ Non-Conf, 
■ S Site, 
■ Home 
■ Away 
N Neutral

Average RPI Win:	250	WON-LOST	WINNING	LAST 10	STRENGTH OF	OPP. STRENGTH	TEAM	ADJ.	CONF.	ADJ CONF.
Average RPI Loss:	68	RECORD	PCT. RANK	GAMES	SCHEDULE	OF SCHEDULE	RPI	RPI	RPI	RPI
DIV. I ONLY	26- 2	6	10- 0	313	284	70	70	26	26	
DIV. I NON-CONF.	8- 1	23	0- 0	266	249	70	70	27	27	
TOTALS	RPI 1-25	RPI 26-50	W-L RECORDS	RPI 51-100	RPI 101-150	RPI 150+				
26- 2	0- 0	1- 1	OVERALL	2- 1	0- 0	23- 0				
14- 0	0- 0	1- 0	HOME	2- 0	0- 0	11- 0				
11- 2	0- 0	0- 1	AWAY	0- 1	0- 0	11- 0				
1- 0	0- 0	0- 0	NEUTRAL	0- 0	0- 0	1- 0				
8- 1	0- 0	1- 1	NON-CONFERENCE	1- 0	0- 0	6- 0				
5- 0	0- 0	1- 0	HOME	1- 0	0- 0	3- 0				
3- 1	0- 0	0- 1	AWAY	0- 0	0- 0	3- 0				
0- 0	0- 0	0- 0	NEUTRAL	0- 0	0- 0	0- 0				
18- 1	0- 0	0- 0	CONFERENCE	1- 1	0- 0	17- 0				
9- 0	0- 0	0- 0	HOME	1- 0	0- 0	8- 0				
8- 1	0- 0	0- 0	AWAY	0- 1	0- 0	8- 0				
1- 0	0- 0	0- 0	NEUTRAL	0- 0	0- 0	1- 0				

RPI S	Opponent	Score	RPI S	Opponent	Score	RPI S	Opponent	Score	RPI S	Opponent	Score
46	A Duke	61 72	48	H Albany (NY)	65 62	87	H Quinnipiac	67 57	157	A Yale	65 61
						90	A Bucknell	69 79	217	A Lehigh	69 49
						90	H Bucknell	68 63	217	H Lehigh	63 39
									222	A Loyola Maryland	52 44
									222	H Loyola Maryland	70 37
									233	A Navy	49 34
									233	N Navy	75 38
									254	A Holy Cross	80 49
									254	H Holy Cross	77 58
									267	H Pepperdine	63 53
									272	A American	52 42
									272	H American	87 51
									276	H Central Conn. St.	81 52
									284	H Rider	57 42
									293	A Colgate	78 55
									293	H Colgate	89 62
									293	H Colgate	67 55
									329	A Lafayette	78 45
									329	H Lafayette	84 57
									335	A St. Francis Brooklyn	74 35
									342	A NJIT	71 35
									343	A Boston U.	79 44
									343	H Boston U.	72 38

## LAST 12 Division I GAMES:

293	H Colgate	89 62	272	H American	87 51
343	A Boston U.	79 44	293	A Colgate	78 55
217	A Lehigh	69 49	222	A Loyola Maryland	52 44
343	H Boston U.	72 38	329	H Lafayette	84 57
233	A Navy	49 34	90	H Bucknell	68 63
254	A Holy Cross	80 49	233	N Navy	75 38

Non-Div I Games: Emerson 86 47

Army West Point

Average RPI Win: 163		WON-LOST	WINNING	LAST 10	STRENGTH OF	OPP. STRENGTH	TEAM	ADJ.	CONF.	ADJ CONF.
Average RPI Loss: 39		RECORD	PCT. RANK	GAMES	SCHEDULE	OF SCHEDULE	RPI	RPI	RPI	RPI
DIV. I ONLY		19- 12	106	6- 4	53	42	57	57	2	2
DIV. I NON-CONF.		10- 3	61	0- 0	261	147	113	113	2	2
TOTALS		RPI 1-25	RPI 26-50		W-L RECORDS		RPI 51-100	RPI 101-150	RPI 150+	
19- 12	2- 6	1- 3		OVERALL		2- 2	3- 1		11- 0	
9- 4	2- 2	0- 1		HOME		1- 0	2- 1		4- 0	
6- 7	0- 3	0- 2		AWAY		0- 2	1- 0		5- 0	
4- 1	0- 1	1- 0		NEUTRAL		1- 0	0- 0		2- 0	
10- 3	0- 0	0- 0		NON-CONFERENCE		1- 2	1- 1		8- 0	
4- 1	0- 0	0- 0		HOME		0- 0	1- 1		3- 0	
3- 2	0- 0	0- 0		AWAY		0- 2	0- 0		3- 0	
3- 0	0- 0	0- 0		NEUTRAL		1- 0	0- 0		2- 0	
9- 9	2- 6	1- 3		CONFERENCE		1- 0	2- 0		3- 0	
5- 3	2- 2	0- 1		HOME		1- 0	1- 0		1- 0	
3- 5	0- 3	0- 2		AWAY		0- 0	1- 0		2- 0	
1- 1	0- 1	1- 0		NEUTRAL		0- 0	0- 0		0- 0	

RPI 1-25				RPI 26-50				RPI 51-100				Team's RPI: 57		RPI 101+			
RPI	S	Opponent	Score	RPI	S	Opponent	Score	RPI	S	Opponent	Score			RPI	S	Opponent	Score
4	H	South Carolina	58 74	28	A	Tennessee	52 79	62	A	FGCU	45 52			109	H	Virginia	52 69
4	N	South Carolina	48 57	37	A	Georgia	30 63	75	H	Vanderbilt	53 45			123	A	LSU	63 53
12	A	Kentucky	47 54	44	H	Missouri	55 69	82	N	Minnesota	81 79			141	H	Arkansas	71 60
12	H	Kentucky	66 61	44	N	Missouri	47 45	100	A	Marquette	69 70			148	H	East Carolina	83 69
19	H	Texas A&M	49 57											153	N	Boise St.	55 53
24	A	Mississippi St.	45 60											155	H	UAB	85 71
25	A	Florida	49 56											159	A	Alabama	59 55
25	H	Florida	80 58											159	H	Alabama	72 59
														166	H	George Mason	88 59
														177	A	Ole Miss	65 60
														243	N	Coppin St.	69 54
														285	A	Towson	74 52
														299	A	Savannah St.	62 40
														318	A	Southeastern La.	80 68
														326	H	Winthrop	76 33
LAST 12 Division I GAMES:																	
		4 N South Carolina	48 57			177 A Ole Miss	65 60										
		44 N Missouri	47 45			159 A Alabama	59 55										
		25 A Florida	49 56			75 H Vanderbilt	53 45										
		19 H Texas A&M	49 57			123 A LSU	63 53										
		44 H Missouri	55 69			37 A Georgia	30 63										
		25 H Florida	80 58			141 H Arkansas	71 60										

Non-Div I Games:

Auburn

■ Loss, 
 ■ Non-Conf, S Site, 
 ■ Home 
 ■ Away 
 N Neutral

Average RPI Win:	250	WON-LOST	WINNING	LAST 10	STRENGTH OF	OPP. STRENGTH	TEAM	ADJ.	CONF.	ADJ CONF.
Average RPI Loss:	149	RECORD	PCT. RANK	GAMES	SCHEDULE	OF SCHEDULE	RPI	RPI	RPI	RPI
DIV. I ONLY	8- 20	285	3- 7	156	214	269	269	24	24	
DIV. I NON-CONF.	0- 11	338	0- 0	37	83	277	277	24	24	
TOTALS	RPI 1-25	RPI 26-50	W-L RECORDS	RPI 51-100	RPI 101-150	RPI 150+				
8- 20	0- 0	0- 3	OVERALL	0- 5	1- 4	7- 8				
7- 3	0- 0	0- 0	HOME	0- 2	1- 1	6- 0				
1- 15	0- 0	0- 2	AWAY	0- 3	0- 3	1- 7				
0- 2	0- 0	0- 1	NEUTRAL	0- 0	0- 0	0- 1				
0- 11	0- 0	0- 3	NON-CONFERENCE	0- 4	0- 1	0- 3				
0- 2	0- 0	0- 0	HOME	0- 2	0- 0	0- 0				
0- 8	0- 0	0- 2	AWAY	0- 2	0- 1	0- 3				
0- 1	0- 0	0- 1	NEUTRAL	0- 0	0- 0	0- 0				
8- 9	0- 0	0- 0	CONFERENCE	0- 1	1- 3	7- 5				
7- 1	0- 0	0- 0	HOME	0- 0	1- 1	6- 0				
1- 7	0- 0	0- 0	AWAY	0- 1	0- 2	1- 4				
0- 1	0- 0	0- 0	NEUTRAL	0- 0	0- 0	0- 1				

RPI S	Opponent	Score	RPI S	Opponent	Score	RPI S	Opponent	Score	RPI S	Opponent	Score	Team's RPI: 269
35	A Western Ky.	69 88	60	A Ball St.	44 72	103	A Wright St.	56 77				
39	A Arkansas St.	55 66	67	H Middle Tenn.	55 86	104	A UT Martin	51 75				
45	N Indiana	58 90	75	A Vanderbilt	56 73	104	H UT Martin	80 70				
			78	A Belmont	82 88	147	A SIUE	75 94				
			86	H California	58 67	147	H SIUE	61 72				
						165	A ETSU	76 80				
						178	H Eastern Ky.	94 66				
						178	N Eastern Ky.	68 82				
						227	A Southeast Mo. St.	69 71				
						227	H Southeast Mo. St.	74 71				
						256	A Tennessee St.	58 66				
						261	A Murray St.	72 75				
						261	H Murray St.	81 72				
						279	H Tennessee Tech	91 75				
						282	A Miami (OH)	60 75				
						288	A Kennesaw St.	65 73				
						298	H Jacksonville St.	61 59				
						309	A Morehead St.	96 75				
						340	A Eastern Ill.	56 64				
						340	H Eastern Ill.	80 45				
LAST 12 Division I GAMES:												
178	N Eastern Ky.	68 82	261	A Murray St.	72 75							
227	H Southeast Mo. St.	74 71	104	A UT Martin	51 75							
261	H Murray St.	81 72	227	A Southeast Mo. St.	69 71							
147	A SIUE	75 94	147	H SIUE	61 72							
104	H UT Martin	80 70	340	H Eastern Ill.	80 45							
340	A Eastern Ill.	56 64	309	A Morehead St.	96 75							

Non-Div I Games: Trevecca Nazarene 97 75 Christian Bros. 74 55

Austin Peay

Loss, Non-Conf, S Site, H Home A Away N Neutral

BYU										
Average RPI Win:	154	WON-LOST	WINNING	LAST 10	STRENGTH OF	OPP. STRENGTH	TEAM	ADJ.	CONF.	ADJ CONF.
Average RPI Loss:	63	RECORD	PCT. RANK	GAMES	SCHEDULE	OF SCHEDULE	RPI	RPI	RPI	RPI
DIV. I ONLY	25- 6	25	8- 2	56	94	16	16	8	8	
DIV. I NON-CONF.	7- 3	91	0- 0	17	73	16	16	9	9	
TOTALS	RPI 1-25	RPI 26-50	W-L RECORDS	RPI 51-100	RPI 101-150	RPI 150+				
25- 6	1- 0	0- 3	OVERALL	9- 2	3- 1	12- 0				
12- 0	0- 0	0- 0	HOME	5- 0	1- 0	6- 0				
8- 4	0- 0	0- 2	AWAY	3- 1	0- 1	5- 0				
5- 2	1- 0	0- 1	NEUTRAL	1- 1	2- 0	1- 0				
7- 3	1- 0	0- 3	NON-CONFERENCE	1- 0	2- 0	3- 0				
3- 0	0- 0	0- 0	HOME	1- 0	0- 0	2- 0				
1- 2	0- 0	0- 2	AWAY	0- 0	0- 0	1- 0				
3- 1	1- 0	0- 1	NEUTRAL	0- 0	2- 0	0- 0				
18- 3	0- 0	0- 0	CONFERENCE	8- 2	1- 1	9- 0				
9- 0	0- 0	0- 0	HOME	4- 0	1- 0	4- 0				
7- 2	0- 0	0- 0	AWAY	3- 1	0- 1	4- 0				
2- 1	0- 0	0- 0	NEUTRAL	1- 1	0- 0	1- 0				

RPI 1-25 Team's RPI: 16				RPI 26-50				RPI 51-100				RPI 101+			
RPI	S	Opponent	Score	RPI	S	Opponent	Score	RPI	S	Opponent	Score	RPI	S	Opponent	Score
19	N	Texas A&M	72 64	30	A	Oklahoma	47 73	53	A	St. Mary's (CA)	65 44	115	A	Gonzaga	55 73
				37	N	Georgia	58 66	53	H	St. Mary's (CA)	65 59	115	H	Gonzaga	58 54
				43	A	Colorado St.	55 61	64	A	Santa Clara	68 63	120	N	Hawaii	67 56
								64	H	Santa Clara	70 63	134	N	Penn St.	63 51
								64	N	Santa Clara	87 67	176	A	Pacific	67 57
								69	A	San Francisco	66 57	176	H	Pacific	79 62
								69	H	San Francisco	65 62	189	A	Weber St.	68 51
								69	N	San Francisco	68 70	206	H	Utah Valley	78 62
								83	A	San Diego	65 78	230	H	Utah St.	81 69
								83	H	San Diego	68 60	242	A	Loyola Marymount	82 75
								88	H	Utah	73 59	242	H	Loyola Marymount	75 61
												267	A	Pepperdine	77 66
												267	H	Pepperdine	69 64
												267	N	Pepperdine	72 59
												292	A	Portland	84 59
												292	H	Portland	78 66
LAST 12 Division I GAMES:															
				69	N	San Francisco	68 70	64	H	Santa Clara	70 63				
				64	N	Santa Clara	87 67	69	H	San Francisco	65 62				
				267	N	Pepperdine	72 59	53	A	St. Mary's (CA)	65 44				
				115	A	Gonzaga	55 73	176	A	Pacific	67 57				
				292	A	Portland	84 59	267	A	Pepperdine	77 66				
				83	H	San Diego	68 60	242	A	Loyola Marymount	82 75				

Non-Div I Games: BYU-Hawaii 85 40

BYU

■ Loss, 
 ■ Non-Conf, S Site, 
 ■ Home 
 ■ Away 
 N Neutral

Average RPI Win:	177	WON-LOST	WINNING	LAST 10	STRENGTH OF	OPP. STRENGTH	TEAM	ADJ.	CONF.	ADJ CONF.
Average RPI Loss:	89	RECORD	PCT. RANK	GAMES	SCHEDULE	OF SCHEDULE	RPI	RPI	RPI	RPI
DIV. I ONLY	20- 9	69	6- 4	85	116	60	60	11	11	
DIV. I NON-CONF.	7- 3	91	0- 0	196	97	97	97	13	13	
TOTALS	RPI 1-25	RPI 26-50	W-L RECORDS	RPI 51-100	RPI 101-150	RPI 150+				
20- 9	0- 1	1- 0	OVERALL	3- 7	7- 0	9- 1				
11- 2	0- 0	1- 0	HOME	2- 2	4- 0	4- 0				
8- 5	0- 0	0- 0	AWAY	1- 1	3- 0	4- 0				
1- 2	0- 1	0- 0	NEUTRAL	0- 1	0- 0	1- 0				
7- 3	0- 1	1- 0	NON-CONFERENCE	1- 2	0- 0	5- 0				
4- 0	0- 0	1- 0	HOME	1- 0	0- 0	2- 0				
2- 2	0- 0	0- 0	AWAY	0- 2	0- 0	2- 0				
1- 1	0- 1	0- 0	NEUTRAL	0- 0	0- 0	1- 0				
13- 6	0- 0	0- 0	CONFERENCE	2- 5	7- 0	4- 1				
7- 2	0- 0	0- 0	HOME	1- 2	4- 0	2- 0				
6- 3	0- 0	0- 0	AWAY	1- 2	3- 0	2- 1				
0- 1	0- 0	0- 0	NEUTRAL	0- 1	0- 0	0- 0				

RPI 1-25				RPI 26-50				RPI 51-100				Team's RPI: 60	RPI 101+			
RPI	S	Opponent	Score	RPI	S	Opponent	Score	RPI	S	Opponent	Score		RPI	S	Opponent	Score
25	N	Florida	79 85	35	H	Western Ky.	74 60	51	A	Ohio	48 73		113	A	Toledo	68 58
								51	H	Ohio	67 68		113	H	Toledo	75 69
								54	H	Saint Louis	79 70		118	H	Akron	78 71
								66	A	Purdue	63 73		121	A	Buffalo	59 57
								68	A	Central Mich.	66 67		121	H	Buffalo	68 63
								68	H	Central Mich.	65 74		146	A	Western Mich.	77 53
								76	A	Charlotte	66 72		146	H	Western Mich.	60 54
								80	A	Eastern Mich.	67 63		183	H	Butler	58 50
								80	H	Eastern Mich.	76 54		221	N	Massachusetts	81 54
								80	N	Eastern Mich.	53 67		259	A	Bowling Green	67 56
													262	A	Northern Ill.	73 57
													262	H	Northern Ill.	76 68
													269	H	Austin Peay	72 44
													282	H	Miami (OH)	66 41
													319	A	Kent St.	50 59
													332	A	Evansville	73 53
													333	A	Lipscomb	72 60
LAST 12 Division I GAMES:																

Non-Div I Games: Ohio Valley 94 45

Ball St.

■ Loss, 
 ■ Non-Conf, S Site, 
 ■ Home 
 ■ Away 
 N Neutral

BB

Baylor

Page 23

# Belmont

Through Games Of March 9, 2016

Average RPI Win:	248	WON-LOST	WINNING	LAST 10	STRENGTH OF	OPP. STRENGTH	TEAM	ADJ.	CONF.	ADJ CONF.
Average RPI Loss:	89	RECORD	PCT. RANK	GAMES	SCHEDULE	OF SCHEDULE	RPI	RPI	RPI	RPI
DIV. I ONLY	22- 8	53	9- 1	203	239	78	78	24	24	
DIV. I NON-CONF.	6- 5	146	0- 0	84	124	76	76	24	24	
TOTALS	RPI 1-25	RPI 26-50	W-L RECORDS	RPI 51-100	RPI 101-150	RPI 150+				
22- 8	0- 2	0- 2	OVERALL	0- 0	3- 3	19- 1				
11- 0	0- 0	0- 0	HOME	0- 0	1- 0	10- 0				
8- 8	0- 2	0- 2	AWAY	0- 0	1- 3	7- 1				
3- 0	0- 0	0- 0	NEUTRAL	0- 0	1- 0	2- 0				
6- 5	0- 2	0- 2	NON-CONFERENCE	0- 0	2- 1	4- 0				
3- 0	0- 0	0- 0	HOME	0- 0	1- 0	2- 0				
3- 5	0- 2	0- 2	AWAY	0- 0	1- 1	2- 0				
0- 0	0- 0	0- 0	NEUTRAL	0- 0	0- 0	0- 0				
16- 3	0- 0	0- 0	CONFERENCE	0- 0	1- 2	15- 1				
8- 0	0- 0	0- 0	HOME	0- 0	0- 0	8- 0				
5- 3	0- 0	0- 0	AWAY	0- 0	0- 2	5- 1				
3- 0	0- 0	0- 0	NEUTRAL	0- 0	1- 0	2- 0				

RPI S	Opponent	Score	RPI S	Opponent	Score	RPI S	Opponent	Score	RPI S	Opponent	Score
6	A Ohio St.	56 84	35	A Western Ky.	65 80				104	A UT Martin	79 81
23	A Green Bay	62 66	40	A Chattanooga	53 62				127	A IUPUI	59 62
									136	H Troy	102 93
									140	A Wake Forest	78 64
									147	A SIUE	60 73
									147	N SIUE	92 68
									155	H UAB	63 62
									178	A Eastern Ky.	65 51
									178	H Eastern Ky.	72 61
									178	N Eastern Ky.	95 63
									227	A Southeast Mo. St.	74 81
									256	A Tennessee St.	71 51
									256	H Tennessee St.	80 65
									256	N Tennessee St.	68 60
									260	H Cleveland St.	76 58
									261	H Murray St.	87 61
									269	H Austin Peay	88 82
									279	A Tennessee Tech	80 79
									279	H Tennessee Tech	70 49
									298	A Jacksonville St.	44 32
									298	H Jacksonville St.	56 42
									309	A Morehead St.	89 74
									309	H Morehead St.	99 71
									333	A Lipscomb	90 68
									340	H Eastern Ill.	89 61
									346	A Alabama A&M	78 28

## LAST 12 Division I GAMES:

178	N	Eastern Ky.	95	63	104	A	UT Martin	79	81
147	N	SIUE	92	68	309	A	Morehead St.	89	74
256	N	Tennessee St.	68	60	298	H	Jacksonville St.	56	42
256	A	Tennessee St.	71	51	178	H	Eastern Ky.	72	61
178	A	Eastern Ky.	65	51	309	H	Morehead St.	99	71
279	H	Tennessee Tech	70	49	279	A	Tennessee Tech	80	79

Non-Div I Games: Young Harris 80 31 Trevecca Nazarene 86 59

Belmont

Loss, Non-Conf, S Site, H Home A Away N Neutral



Average RPI Win: 301		WON-LOST	WINNING	LAST 10	STRENGTH OF	OPP. STRENGTH	TEAM	ADJ.	CONF.	ADJ CONF.
Average RPI Loss: 211		RECORD	PCT. RANK	GAMES	SCHEDULE	OF SCHEDULE	RPI	RPI	RPI	RPI
DIV. I ONLY		16- 12	136	7- 3	341	347	252	252	32	32
DIV. I NON-CONF.		4- 7	222	0- 0	305	320	276	276	30	30
TOTALS		RPI 1-25	RPI 26-50	W-L RECORDS	RPI 51-100	RPI 101-150	RPI 150+			
16- 12	0- 0		0- 1	OVERALL	0- 0	0- 1	16- 10			
8- 3	0- 0		0- 0	HOME	0- 0	0- 1	8- 2			
6- 6	0- 0		0- 0	AWAY	0- 0	0- 0	6- 0			
2- 3	0- 0		0- 0	NEUTRAL	0- 0	0- 0	2- 3			
4- 7	0- 0		0- 1	NON-CONFERENCE	0- 0	0- 1	4- 5			
0- 3	0- 0		0- 0	HOME	0- 0	0- 1	0- 2			
2- 2	0- 0		0- 1	AWAY	0- 0	0- 0	2- 1			
2- 2	0- 0		0- 0	NEUTRAL	0- 0	0- 0	2- 2			
12- 5	0- 0		0- 0	CONFERENCE	0- 0	0- 0	12- 5			
8- 0	0- 0		0- 0	HOME	0- 0	0- 0	8- 0			
4- 4	0- 0		0- 0	AWAY	0- 0	0- 0	4- 4			
0- 1	0- 0		0- 0	NEUTRAL	0- 0	0- 0	0- 1			

[illegible]

Non-Div I Games:	Warner	100	28	Edward Waters	67	48
------------------	--------	-----	----	---------------	----	----

Bethune-Cookman

Loss, Non-Conf, S Site, H Home A Away N Neutral

B  
e  
t  
h  
u  
n  
e  
-  
C  
o  
o  
k  
m  
a  
n

RPI S Bethune-Cookman  
Opponent Score

Through Games Of March 9, 2016

RPI	S	Opponent	Score
348	H	N.C. Central	62 50

B  
e  
t  
h  
u  
n  
e  
-  
C  
o  
o  
k  
m  
a  
n

Bethune-Cookman

Binghamton

Through Games Of March 9, 2016

Average RPI Win:	255	WON-LOST	WINNING	LAST 10	STRENGTH OF	OPP. STRENGTH	TEAM	ADJ.	CONF.	ADJ CONF.
Average RPI Loss:	143	RECORD	PCT. RANK	GAMES	SCHEDULE	OF SCHEDULE	RPI	RPI	RPI	RPI
DIV. I ONLY	11- 17	238	5- 5	160	252	219	219	16	16	
DIV. I NON-CONF.	2- 8	290	0- 0	249	303	307	307	19	19	
TOTALS	RPI 1-25	RPI 26-50	W-L RECORDS	RPI 51-100	RPI 101-150	RPI 150+				
11- 17	0- 0	0- 3	OVERALL	0- 4	0- 0	11- 10				
8- 4	0- 0	0- 2	HOME	0- 1	0- 0	8- 1				
3- 13	0- 0	0- 1	AWAY	0- 3	0- 0	3- 9				
0- 0	0- 0	0- 0	NEUTRAL	0- 0	0- 0	0- 0				
2- 8	0- 0	0- 0	NON-CONFERENCE	0- 2	0- 0	2- 6				
2- 0	0- 0	0- 0	HOME	0- 0	0- 0	2- 0				
0- 8	0- 0	0- 0	AWAY	0- 2	0- 0	0- 6				
0- 0	0- 0	0- 0	NEUTRAL	0- 0	0- 0	0- 0				
9- 9	0- 0	0- 3	CONFERENCE	0- 2	0- 0	9- 4				
6- 4	0- 0	0- 2	HOME	0- 1	0- 0	6- 1				
3- 5	0- 0	0- 1	AWAY	0- 1	0- 0	3- 3				
0- 0	0- 0	0- 0	NEUTRAL	0- 0	0- 0	0- 0				

RPI S	Opponent	Score	RPI S	Opponent	Score	RPI S	Opponent	Score	RPI S	Opponent	Score	Team's RPI: 219
48	A Albany (NY)	58 64	48	H Albany (NY)	43 79	63	A Maine	37 69	156	A Stony Brook	58 64	
48	H Albany (NY)	43 79	48	H Albany (NY)	47 59	63	H Maine	38 52	156	H Stony Brook	54 47	
48	H Albany (NY)	47 59				79	A Michigan	62 90	167	A Cornell	57 64	
						90	A Bucknell	46 76	168	A Xavier	55 64	
									184	A UMBC	51 62	
									184	H UMBC	49 41	
									184	H UMBC	70 56	
									190	A Sacred Heart	60 69	
									207	A Brown	65 67	
									218	A Hartford	53 47	
									218	H Hartford	39 41	
									225	A Canisius	50 80	
									232	A New Hampshire	49 64	
									232	H New Hampshire	51 50	
									249	A Columbia	64 71	
									278	A Vermont	57 53	
									278	H Vermont	66 52	
									293	H Colgate	63 56	
									320	A UMass Lowell	75 70	
									320	H UMass Lowell	55 52	
									342	H NJIT	54 50	
LAST 12 Division I GAMES:												
48	H Albany (NY)	43 79	218	H Hartford	39 41							
184	H UMBC	49 41	48	A Albany (NY)	58 64							
63	A Maine	37 69	232	A New Hampshire	49 64							
184	H UMBC	70 56	156	H Stony Brook	54 47							
320	H UMass Lowell	55 52	63	H Maine	38 52							
278	H Vermont	66 52	184	A UMBC	51 62							

Non-Div I Games: Cedar Crest 74 18 Misericordia 73 44 Nyack 65 33

Binghamton

Loss, Non-Conf, S Site, H Home A Away N Neutral

Average RPI Win:	241	WON-LOST	WINNING	LAST 10	STRENGTH OF	OPP. STRENGTH	TEAM	ADJ.	CONF.	ADJ CONF.
Average RPI Loss:	142	RECORD	PCT. RANK	GAMES	SCHEDULE	OF SCHEDULE	RPI	RPI	RPI	RPI
DIV. I ONLY	17- 11	108	5- 5	236	213	153	153	20	20	
DIV. I NON-CONF.	5- 4	138	0- 0	260	193	201	201	20	20	
TOTALS	RPI 1-25	RPI 26-50	W-L RECORDS	RPI 51-100	RPI 101-150	RPI 150+				
17- 11	0- 0	0- 2	OVERALL	0- 2	0- 1	17- 6				
8- 5	0- 0	0- 1	HOME	0- 1	0- 0	8- 3				
8- 5	0- 0	0- 1	AWAY	0- 0	0- 1	8- 3				
1- 1	0- 0	0- 0	NEUTRAL	0- 1	0- 0	1- 0				
5- 4	0- 0	0- 0	NON-CONFERENCE	0- 2	0- 0	5- 2				
1- 3	0- 0	0- 0	HOME	0- 1	0- 0	1- 2				
3- 0	0- 0	0- 0	AWAY	0- 0	0- 0	3- 0				
1- 1	0- 0	0- 0	NEUTRAL	0- 1	0- 0	1- 0				
12- 7	0- 0	0- 2	CONFERENCE	0- 0	0- 1	12- 4				
7- 2	0- 0	0- 1	HOME	0- 0	0- 0	7- 1				
5- 5	0- 0	0- 1	AWAY	0- 0	0- 1	5- 3				
0- 0	0- 0	0- 0	NEUTRAL	0- 0	0- 0	0- 0				

RPI 1-25			RPI 26-50			RPI 51-100			RPI 101+ Team's RPI: 153		
RPI	S	Opponent	Score	RPI	S	Opponent	Score	RPI	S	Opponent	Score
				43	A	Colorado St.	64 68	57	N	Auburn	53 55
				43	H	Colorado St.	51 83	97	H	Washington St.	52 57
LAST 12 Division I GAMES:											
209	A	UNLV	65 71	258	A	Wyoming	58 82	273	A	Seattle	84 66
199	H	San Jose St.	81 69	43	H	Colorado St.	51 83	292	A	Portland	89 49
325	A	Nevada	64 61	341	H	Air Force	61 48	325	A	Nevada	64 61
234	H	San Diego St.	68 63	230	A	Utah St.	63 58	325	H	Nevada	66 58
209	A	UNLV	68 78	164	A	New Mexico	81 60	341	H	Air Force	61 48
164	H	New Mexico	60 70	209	H	UNLV	75 56				

Non-Div I Games: Concordia Portland 84 77 Cal St. L.A. 58 44

Boise St.

■ Loss, 
 ■ Non-Conf, S Site, 
 ■ Home 
 ■ Away 
 N Neutral

Average RPI Win:	<b>194</b>	WON-LOST	WINNING	LAST 10	STRENGTH OF	OPP. STRENGTH	TEAM	ADJ.	CONF.	ADJ CONF.
Average RPI Loss:	<b>53</b>	RECORD	PCT. RANK	GAMES	SCHEDULE	OF SCHEDULE	RPI	RPI	RPI	RPI
DIV. I ONLY	<b>15- 16</b>	<b>177</b>	<b>2- 8</b>	<b>68</b>	<b>46</b>	<b>119</b>	<b>119</b>	<b>4</b>	<b>4</b>	
DIV. I NON-CONF.	<b>12- 1</b>	<b>9</b>	<b>0- 0</b>	<b>254</b>	<b>133</b>	<b>60</b>	<b>60</b>	<b>5</b>	<b>5</b>	
TOTALS	RPI 1-25	RPI 26-50	W-L RECORDS	RPI 51-100	RPI 101-150	RPI 150+				
15- 16	0- 6	0- 5	OVERALL	3- 1	2- 3	10- 1				
8- 7	0- 3	0- 1	HOME	1- 0	1- 2	6- 1				
5- 7	0- 3	0- 2	AWAY	1- 1	0- 1	4- 0				
2- 2	0- 0	0- 2	NEUTRAL	1- 0	1- 0	0- 0				
12- 1	0- 0	0- 1	NON-CONFERENCE	3- 0	0- 0	9- 0				
7- 0	0- 0	0- 0	HOME	1- 0	0- 0	6- 0				
4- 0	0- 0	0- 0	AWAY	1- 0	0- 0	3- 0				
1- 1	0- 0	0- 1	NEUTRAL	1- 0	0- 0	0- 0				
3- 15	0- 6	0- 4	CONFERENCE	0- 1	2- 3	1- 1				
1- 7	0- 3	0- 1	HOME	0- 0	1- 2	0- 1				
1- 7	0- 3	0- 2	AWAY	0- 1	0- 1	1- 0				
1- 1	0- 0	0- 1	NEUTRAL	0- 0	1- 0	0- 0				

RPI 1-25				RPI 26-50				RPI 51-100				RPI 101+ Team's RPI: 119			
RPI	S	Opponent	Score	RPI	S	Opponent	Score	RPI	S	Opponent	Score	RPI	S	Opponent	Score
1	A	Notre Dame	58 <b>70</b>	26	H	Miami (FL)	62 <b>67</b>	63	H	Maine	55 48	109	H	Virginia	50 <b>61</b>
1	H	Notre Dame	50 <b>63</b>	30	N	Oklahoma	61 <b>76</b>	66	A	Purdue	58 56	122	A	Virginia Tech	33 <b>58</b>
13	A	Syracuse	61 <b>62</b>	46	A	Duke	51 <b>71</b>	73	A	Georgia Tech	56 <b>62</b>	122	N	Virginia Tech	49 37
13	H	Syracuse	55 <b>71</b>	47	A	North Carolina St.	63 <b>74</b>	88	N	Utah	76 51	129	H	Pittsburgh	54 43
14	H	Louisville	45 <b>55</b>	47	N	North Carolina St.	60 <b>76</b>					140	H	Wake Forest	59 <b>65</b>
15	A	Florida St.	42 <b>75</b>									154	H	North Carolina	78 <b>86</b>
												157	H	Yale	73 60
												158	A	Northeastern	71 45
												218	H	Hartford	62 28
												232	H	New Hampshire	71 51
												235	H	Bryant	74 59
												254	H	Holy Cross	60 51
												255	A	Clemson	67 64
												265	A	Providence	67 41
												320	H	UMass Lowell	66 55
												343	A	Boston U.	58 37
LAST 12 Division I GAMES:															
		47 N North Carolina St.	60 <b>76</b>			109 H Virginia	50 <b>61</b>								
		122 N Virginia Tech	49 37			47 A North Carolina St.	63 <b>74</b>								
		1 A Notre Dame	58 <b>70</b>			154 H North Carolina	78 <b>86</b>								
		13 H Syracuse	55 <b>71</b>			26 H Miami (FL)	62 <b>67</b>								
		14 H Louisville	45 <b>55</b>			73 A Georgia Tech	56 <b>62</b>								
		255 A Clemson	67 64			13 A Syracuse	61 <b>62</b>								

Non-Div I Games:

Boston College

■ Loss, 
 ■ Non-Conf, S Site, 
 ■ Home 
 ■ Away 
 N Neutral

Average RPI Win: <b>266</b>	WON-LOST	WINNING	LAST 10	STRENGTH OF	OPP. STRENGTH	TEAM	ADJ.	CONF.	ADJ CONF.
Average RPI Loss: <b>203</b>	RECORD	PCT. RANK	GAMES	SCHEDULE	OF SCHEDULE	RPI	RPI	RPI	RPI
DIV. I ONLY	3- 27	342	2- 8	288	259	343	343	26	26
DIV. I NON-CONF.	0- 11	338	0- 0	296	175	347	347	27	27
TOTALS	RPI 1-25	RPI 26-50	W-L RECORDS	RPI 51-100	RPI 101-150	RPI 150+			
3- 27	0- 0	0- 1	OVERALL	0- 5	0- 1	3- 20			
2- 13	0- 0	0- 1	HOME	0- 2	0- 1	2- 9			
1- 14	0- 0	0- 0	AWAY	0- 0	0- 0	1- 5			
0- 0	0- 0	0- 0	NEUTRAL	0- 0	0- 0	0- 0			
0- 11	0- 0	0- 1	NON-CONFERENCE	0- 1	0- 1	0- 8			
0- 6	0- 0	0- 1	HOME	0- 0	0- 1	0- 4			
0- 5	0- 0	0- 0	AWAY	0- 1	0- 0	0- 4			
0- 0	0- 0	0- 0	NEUTRAL	0- 0	0- 0	0- 0			
3- 16	0- 0	0- 0	CONFERENCE	0- 4	0- 0	3- 12			
2- 7	0- 0	0- 0	HOME	0- 2	0- 0	2- 5			
1- 9	0- 0	0- 0	AWAY	0- 2	0- 0	1- 7			
0- 0	0- 0	0- 0	NEUTRAL	0- 0	0- 0	0- 0			

RPI S	Opponent	Score	RPI S	Opponent	Score	RPI S	Opponent	Score	RPI S	Opponent	Score	Team's RPI: 343
48	H Albany (NY)	43 83	70	A Army West Point	38 72	119	H Boston College	37 58				
			70	H Army West Point	44 79	158	H Northeastern	44 77				
			90	A Bucknell	56 74	161	H Marist	54 73				
			90	H Bucknell	59 72	212	H Rhode Island	41 57				
			93	A Harvard	55 73	214	A Dartmouth	52 72				
						217	A Lehigh	48 72				
						217	H Lehigh	66 73				
						221	A Massachusetts	56 73				
						222	A Loyola Maryland	54 63				
						222	H Loyola Maryland	46 67				
						232	A New Hampshire	52 69				
						233	A Navy	56 67				
						233	H Navy	51 49				
						254	A Holy Cross	50 74				
						254	H Holy Cross	41 60				
						272	A American	53 61				
						272	A American	33 79				
						272	H American	63 59				
						278	H Vermont	45 60				
						293	A Colgate	71 58				
						293	H Colgate	63 72				
						320	A UMass Lowell	57 70				
						329	A Lafayette	56 71				
						329	H Lafayette	64 71				
LAST 12 Division I GAMES:												
272	A American	53 61	222	H Loyola Maryland	46 67							
70	H Army West Point	44 79	272	A American	33 79							
254	A Holy Cross	50 74	329	H Lafayette	64 71							
70	A Army West Point	38 72	233	H Navy	51 49							
90	H Bucknell	59 72	217	A Lehigh	48 72							
293	A Colgate	71 58	90	A Bucknell	56 74							

Non-Div I Games:

Boston U.

■ Loss, 
 ■ Non-Conf, S Site, 
 ■ Home 
 ■ Away 
 N Neutral

## Bowling Green

Through Games Of March 9, 2016

Average RPI Win:	264	WON-LOST	WINNING	LAST 10	STRENGTH OF	OPP. STRENGTH	TEAM	ADJ.	CONF.	ADJ CONF.
Average RPI Loss:	122	RECORD	PCT. RANK	GAMES	SCHEDULE	OF SCHEDULE	RPI	RPI	RPI	RPI
DIV. I ONLY	10- 18	252	2- 8	221	142	259	259	11	11	
DIV. I NON-CONF.	4- 5	193	0- 0	325	219	281	281	13	13	
TOTALS	RPI 1-25	RPI 26-50	W-L RECORDS	RPI 51-100	RPI 101-150	RPI 150+				
10- 18	0- 0	0- 1	OVERALL	1- 4	1- 10	8- 3				
6- 7	0- 0	0- 1	HOME	1- 2	0- 4	5- 0				
3- 10	0- 0	0- 0	AWAY	0- 2	0- 6	3- 2				
1- 1	0- 0	0- 0	NEUTRAL	0- 0	1- 0	0- 1				
4- 5	0- 0	0- 1	NON-CONFERENCE	0- 0	1- 1	3- 3				
3- 1	0- 0	0- 1	HOME	0- 0	0- 0	3- 0				
0- 3	0- 0	0- 0	AWAY	0- 0	0- 1	0- 2				
1- 1	0- 0	0- 0	NEUTRAL	0- 0	1- 0	0- 1				
6- 13	0- 0	0- 0	CONFERENCE	1- 4	0- 9	5- 0				
3- 6	0- 0	0- 0	HOME	1- 2	0- 4	2- 0				
3- 7	0- 0	0- 0	AWAY	0- 2	0- 5	3- 0				
0- 0	0- 0	0- 0	NEUTRAL	0- 0	0- 0	0- 0				

RPI 1-25				RPI 26-50				RPI 51-100				RPI 101+				Team's RPI: 259	
RPI	S	Opponent	Score	RPI	S	Opponent	Score	RPI	S	Opponent	Score	RPI	S	Opponent	Score		
				50	H	South Dakota St.	45 58	51	A	Ohio	58 75	109	A	Virginia	39 68		
								51	H	Ohio	57 72	113	A	Toledo	61 75		
								60	H	Ball St.	56 67	113	H	Toledo	60 68		
								68	A	Central Mich.	75 76	118	A	Akron	61 71		
								80	H	Eastern Mich.	67 63	118	H	Akron	55 71		
												121	A	Buffalo	52 55		
												121	A	Buffalo	44 60		
												121	H	Buffalo	50 63		
												143	N	Jacksonville	72 69		
												146	A	Western Mich.	45 74		
												146	H	Western Mich.	49 65		
												188	N	Davidson	56 60		
												240	A	Cincinnati	51 54		
												260	A	Cleveland St.	48 69		
												262	A	Northern Ill.	58 43		
												282	A	Miami (OH)	64 58		
												282	H	Miami (OH)	76 56		
												305	H	Bradley	66 53		
												315	H	Illinois St.	70 52		
												319	A	Kent St.	65 55		
												319	H	Kent St.	71 49		
												332	H	Evansville	74 56		
LAST 12 Division I GAMES:																	
				121	A	Buffalo	44 60	113	H	Toledo	60 68						
				118	A	Akron	61 71	121	H	Buffalo	50 63						
				51	A	Ohio	58 75	146	H	Western Mich.	49 65						
				282	H	Miami (OH)	76 56	68	A	Central Mich.	75 76						
				121	A	Buffalo	52 55	113	A	Toledo	61 75						
				319	A	Kent St.	65 55	80	H	Eastern Mich.	67 63						

Non-Div I Games:

Bowling Green

■ Loss, 
 ■ Non-Conf, 
 ■ S Site, 
 ■ H Home 
 ■ A Away 
 N Neutral

## Bradley

Through Games Of March 9, 2016

Average RPI Win:	291	WON-LOST	WINNING	LAST 10	STRENGTH OF	OPP. STRENGTH	TEAM	ADJ.	CONF.	ADJ CONF.
Average RPI Loss:	159	RECORD	PCT. RANK	GAMES	SCHEDULE	OF SCHEDULE	RPI	RPI	RPI	RPI
DIV. I ONLY	7- 21	296	3- 7	282	203	305	305	21	21	
DIV. I NON-CONF.	3- 7	248	0- 0	272	162	268	268	17	17	
TOTALS	RPI 1-25	RPI 26-50	W-L RECORDS	RPI 51-100	RPI 101-150	RPI 150+				
7- 21	0- 0	0- 1	OVERALL	0- 8	1- 3	6- 9				
4- 9	0- 0	0- 1	HOME	0- 3	0- 2	4- 3				
3- 12	0- 0	0- 0	AWAY	0- 5	1- 1	2- 6				
0- 0	0- 0	0- 0	NEUTRAL	0- 0	0- 0	0- 0				
3- 7	0- 0	0- 1	NON-CONFERENCE	0- 2	1- 1	2- 3				
1- 3	0- 0	0- 1	HOME	0- 0	0- 1	1- 1				
2- 4	0- 0	0- 0	AWAY	0- 2	1- 0	1- 2				
0- 0	0- 0	0- 0	NEUTRAL	0- 0	0- 0	0- 0				
4- 14	0- 0	0- 0	CONFERENCE	0- 6	0- 2	4- 6				
3- 6	0- 0	0- 0	HOME	0- 3	0- 1	3- 2				
1- 8	0- 0	0- 0	AWAY	0- 3	0- 1	1- 4				
0- 0	0- 0	0- 0	NEUTRAL	0- 0	0- 0	0- 0				

RPI 1-25				RPI 26-50				RPI 51-100				RPI 101+ Team's RPI: 305			
RPI	S	Opponent	Score	RPI	S	Opponent	Score	RPI	S	Opponent	Score	RPI	S	Opponent	Score
				30	H	Oklahoma	46 79	54	A	Saint Louis	58 75	137	A	Southern Ill.	49 75
								59	A	Iowa	53 60	137	H	Southern Ill.	51 65
								92	A	Missouri St.	56 59	142	A	Detroit	75 67
								92	H	Missouri St.	44 55	146	H	Western Mich.	59 72
								94	A	UNI	41 65	173	A	Loyola Chicago	63 69
								94	H	UNI	47 55	173	H	Loyola Chicago	54 67
								98	A	Drake	45 78	226	A	Indiana St.	37 59
								98	H	Drake	64 76	226	H	Indiana St.	59 68
												250	H	Ill.-Chicago	56 66
												259	A	Bowling Green	53 66
												262	A	Northern Ill.	64 68
												291	A	Wichita St.	55 50
												291	H	Wichita St.	50 44
												315	A	Illinois St.	49 54
												315	H	Illinois St.	52 38
												319	H	Kent St.	68 60
												332	A	Evansville	46 62
												332	H	Evansville	66 52
												345	A	Chicago St.	66 60
LAST 12 Division I GAMES:															
				173	A	Loyola Chicago	63 69	291	A	Wichita St.	55 50				
				98	A	Drake	45 78	137	H	Southern Ill.	51 65				
				94	A	UNI	41 65	332	H	Evansville	66 52				
				315	H	Illinois St.	52 38	94	H	UNI	47 55				
				226	H	Indiana St.	59 68	98	H	Drake	64 76				
				92	A	Missouri St.	56 59	226	A	Indiana St.	37 59				

Non-Div I Games: Eureka

87 47

Bradley

■ Loss, 
 ■ Non-Conf, 
 ■ S Site, 
 ■ Home 
 ■ A Away 
 N Neutral



Average RPI Win:	258	WON-LOST	WINNING	LAST 10	STRENGTH OF	OPP. STRENGTH	TEAM	ADJ.	CONF.	ADJ CONF.
Average RPI Loss:	139	RECORD	PCT. RANK	GAMES	SCHEDULE	OF SCHEDULE	RPI	RPI	RPI	RPI
DIV. I ONLY	13- 13	164	3- 7	272	187	207	207	10	10	
DIV. I NON-CONF.	10- 2	33	0- 0	341	341	152	152	12	12	
TOTALS	RPI 1-25	RPI 26-50	W-L RECORDS	RPI 51-100	RPI 101-150	RPI 150+				
13- 13	0- 0	0- 4	OVERALL	0- 2	0- 0	13- 7				
7- 5	0- 0	0- 2	HOME	0- 1	0- 0	7- 2				
6- 8	0- 0	0- 2	AWAY	0- 1	0- 0	6- 5				
0- 0	0- 0	0- 0	NEUTRAL	0- 0	0- 0	0- 0				
10- 2	0- 0	0- 0	NON-CONFERENCE	0- 0	0- 0	10- 2				
5- 0	0- 0	0- 0	HOME	0- 0	0- 0	5- 0				
5- 2	0- 0	0- 0	AWAY	0- 0	0- 0	5- 2				
0- 0	0- 0	0- 0	NEUTRAL	0- 0	0- 0	0- 0				
3- 11	0- 0	0- 4	CONFERENCE	0- 2	0- 0	3- 5				
2- 5	0- 0	0- 2	HOME	0- 1	0- 0	2- 2				
1- 6	0- 0	0- 2	AWAY	0- 1	0- 0	1- 3				
0- 0	0- 0	0- 0	NEUTRAL	0- 0	0- 0	0- 0				

RPI 1-25				RPI 26-50				RPI 51-100				RPI 101+				Team's RPI: 207	
RPI	S	Opponent	Score	RPI	S	Opponent	Score	RPI	S	Opponent	Score	RPI	S	Opponent	Score		
				27	A	Penn	49 66	93	A	Harvard	79 92	157	A	Yale	54 81		
				27	H	Penn	59 69	93	H	Harvard	79 87	157	H	Yale	39 48		
				38	A	Princeton	53 72					167	A	Cornell	70 85		
				38	H	Princeton	57 83					167	H	Cornell	91 69		
												212	H	Rhode Island	67 63		
												214	A	Dartmouth	56 60		
												214	H	Dartmouth	50 63		
												219	H	Binghamton	67 65		
												235	A	Bryant	84 67		
												247	A	Manhattan	56 80		
												249	A	Columbia	73 63		
												249	H	Columbia	91 64		
												252	A	Bethune-Cookman	68 61		
												253	H	Morgan St.	72 45		
												265	H	Providence	57 47		
												278	H	Vermont	71 54		
												314	A	Fairleigh Dickinson	63 48		
												319	A	Kent St.	62 57		
												338	A	Saint Peter's	67 79		
												342	A	NJIT	74 49		
LAST 12 Division I GAMES:																	
				167	H	Cornell	91 69	214	H	Dartmouth	50 63						
				249	H	Columbia	91 64	93	H	Harvard	79 87						
				93	A	Harvard	79 92	249	A	Columbia	73 63						
				214	A	Dartmouth	56 60	167	A	Cornell	70 85						
				38	H	Princeton	57 83	27	A	Penn	49 66						
				27	H	Penn	59 69	38	A	Princeton	53 72						

Non-Div I Games: Mount Ida 114 28 Rhode Island Col. 90 35

Brown

Loss, Non-Conf, S Site, H Home A Away N Neutral

Average RPI Win:	<b>294</b>	WON-LOST	WINNING	LAST 10	STRENGTH OF	OPP. STRENGTH	TEAM	ADJ.	CONF.	ADJ CONF.
Average RPI Loss:	<b>193</b>	RECORD	PCT. RANK	GAMES	SCHEDULE	OF SCHEDULE	RPI	RPI	RPI	RPI
DIV. I ONLY	<b>18- 13</b>	<b>129</b>	<b>5- 5</b>	<b>331</b>	<b>333</b>	<b>235</b>	<b>235</b>	<b>30</b>	<b>30</b>	
DIV. I NON-CONF.	<b>3- 8</b>	<b>258</b>	<b>0- 0</b>	<b>287</b>	<b>207</b>	<b>301</b>	<b>301</b>	<b>32</b>	<b>32</b>	
TOTALS	RPI 1-25	RPI 26-50	W-L RECORDS	RPI 51-100	RPI 101-150	RPI 150+				
18- 13	0- 0	0- 1	OVERALL	0- 1	0- 1	18- 10				
10- 6	0- 0	0- 0	HOME	0- 0	0- 0	10- 6				
8- 7	0- 0	0- 1	AWAY	0- 1	0- 1	8- 4				
0- 0	0- 0	0- 0	NEUTRAL	0- 0	0- 0	0- 0				
3- 8	0- 0	0- 1	NON-CONFERENCE	0- 1	0- 1	3- 5				
2- 3	0- 0	0- 0	HOME	0- 0	0- 0	2- 3				
1- 5	0- 0	0- 1	AWAY	0- 1	0- 1	1- 2				
0- 0	0- 0	0- 0	NEUTRAL	0- 0	0- 0	0- 0				
15- 5	0- 0	0- 0	CONFERENCE	0- 0	0- 0	15- 5				
8- 3	0- 0	0- 0	HOME	0- 0	0- 0	8- 3				
7- 2	0- 0	0- 0	AWAY	0- 0	0- 0	7- 2				
0- 0	0- 0	0- 0	NEUTRAL	0- 0	0- 0	0- 0				

RPI S	Opponent	Score	RPI S	Opponent	Score	RPI S	Opponent	Score	RPI S	Opponent	Score	Team's RPI: 235
			41   Seton Hall	57   93		63   Maine	38   76		119   Boston College	59   74		
									167   Cornell	62   70		
									190   Sacred Heart	61 59		
									190   Sacred Heart	60   64		
									194   Robert Morris	53   55		
									194   Robert Morris	59   72		
									194   Robert Morris	71 65		
									207   Brown	67   84		
									221   Massachusetts	69   86		
									232   New Hampshire	55 42		
									254   Holy Cross	64   65		
									263   Saint Francis (PA)	72   85		
									263   Saint Francis (PA)	84 72		
									265   Providence	78   88		
									276   Central Conn. St.	65 53		
									276   Central Conn. St.	70 56		
									278   Vermont	68 52		
									314   Fairleigh Dickinson	70 41		
									314   Fairleigh Dickinson	74 52		
									317   Mt. St. Mary's	70 59		
									317   Mt. St. Mary's	86 52		
									320   UMass Lowell	83 64		
									324   LIU Brooklyn	62 53		
									324   LIU Brooklyn	63 55		
									324   LIU Brooklyn	70 56		
									335   St. Francis Brooklyn	70 42		
LAST 12 Division I GAMES:												
			194   Robert Morris	59   72		335   St. Francis Brooklyn	57   58					
			324   LIU Brooklyn	70 56		344   Wagner	94 67					
			314   Fairleigh Dickinson	74 52		263   Saint Francis (PA)	72   85					
			324   LIU Brooklyn	62 53		194   Robert Morris	53   55					
			190   Sacred Heart	60   64		276   Central Conn. St.	65 53					
			317   Mt. St. Mary's	86 52		190   Sacred Heart	61 59					

Non-Div I Games:

Bryant

Loss, Non-Conf, S Site, Home Away N Neutral

B  
r  
y  
a  
n  
t

RPI S Opponent Score

Bryant

Through Games Of March 9, 2016

RPI	S	Opponent	Score
335	H	St. Francis Brooklyn	57 58
344	A	Wagner	82 71
344	H	Wagner	94 67

B  
r  
y  
a  
n  
t

Bryant

Average RPI Win: 258		WON-LOST	WINNING	LAST 10	STRENGTH OF	OPP. STRENGTH	TEAM	ADJ.	CONF.	ADJ CONF.
Average RPI Loss: 143		RECORD	PCT. RANK	GAMES	SCHEDULE	OF SCHEDULE	RPI	RPI	RPI	RPI
DIV. I ONLY		24- 6	28	10- 0	265	296	90	90	26	26
DIV. I NON-CONF.		6- 5	146	0- 0	205	291	156	156	27	27
TOTALS	RPI 1-25		RPI 26-50		W-L RECORDS		RPI 51-100		RPI 101-150	RPI 150+
24- 6	0- 1		0- 0		OVERALL		1- 1		0- 1	23- 3
14- 1	0- 0		0- 0		HOME		1- 0		0- 1	13- 0
10- 5	0- 1		0- 0		AWAY		0- 1		0- 0	10- 3
0- 0	0- 0		0- 0		NEUTRAL		0- 0		0- 0	0- 0
6- 5	0- 1		0- 0		NON-CONFERENCE		0- 0		0- 1	6- 3
4- 1	0- 0		0- 0		HOME		0- 0		0- 1	4- 0
2- 4	0- 1		0- 0		AWAY		0- 0		0- 0	2- 3
0- 0	0- 0		0- 0		NEUTRAL		0- 0		0- 0	0- 0
18- 1	0- 0		0- 0		CONFERENCE		1- 1		0- 0	17- 0
10- 0	0- 0		0- 0		HOME		1- 0		0- 0	9- 0
8- 1	0- 0		0- 0		AWAY		0- 1		0- 0	8- 0
0- 0	0- 0		0- 0		NEUTRAL		0- 0		0- 0	0- 0

RPI 1-25					
RPI	S	Opponent	Score		
1	A	Notre Dame	54	85	
RPI 26-50					
RPI	S	Opponent	Score		
RPI 51-100 Team's RPI: 90					
RPI	S	Opponent	Score		
70	A	Army West Point	63	68	
70	H	Army West Point	79	69	
RPI 101+					
RPI	S	Opponent	Score		
126	H	Youngstown St.	47	55	
162	H	Delaware	80	51	
184	A	UMBC	52	65	
217	A	Lehigh	67	54	
217	H	Lehigh	80	77	
219	H	Binghamton	76	46	
222	A	Loyola Maryland	64	42	
222	H	Loyola Maryland	71	64	
225	A	Canisius	56	61	
233	A	Navy	51	41	
233	H	Navy	64	52	
247	A	Manhattan	61	56	
253	A	Morgan St.	50	64	
254	A	Holy Cross	58	51	
254	H	Holy Cross	74	64	
260	A	Cleveland St.	59	57	
272	A	American	66	60	
272	H	American	60	54	
272	H	American	73	65	
293	A	Colgate	71	51	
293	H	Colgate	79	60	
314	H	Fairleigh Dickinson	72	62	
317	H	Mt. St. Mary's	71	45	
329	A	Lafayette	68	59	
329	H	Lafayette	69	55	
343	A	Boston U.	72	59	
222	A	Loyola Maryland	64	42	
272	H	American	73	65	
329	A	Lafayette	68	59	
233	H	Navy	64	52	
329	H	Lafayette	69	55	
343	A	Boston U.	72	59	
222	A	Loyola Maryland	64	42	
293	H	Colgate	79	60	
217	A	Lehigh	67	54	
254	H	Holy Cross	74	64	
272	H	American	60	54	
70	A	Army West Point	63	68	
343	H	Boston U.	74	56	
LAST 12 Division I GAMES:					

Non-Div I Games:

Bucknell

■ Loss, ■ Non-Conf, S Site, ■ Home ■ Away N Neutral

RPI	S	Opponent	Score
343	H	Boston U.	74 56

Bucknell

B  
u  
c  
k  
n  
e  
l  
l

B  
u  
c  
k  
n  
e  
l  
l

Average RPI Win:	215	WON-LOST	WINNING	LAST 10	STRENGTH OF	OPP. STRENGTH	TEAM	ADJ.	CONF.	ADJ CONF.
Average RPI Loss:	111	RECORD	PCT. RANK	GAMES	SCHEDULE	OF SCHEDULE	RPI	RPI	RPI	RPI
DIV. I ONLY	18- 13	129	7- 3	121	161	121	121	11	11	
DIV. I NON-CONF.	8- 3	77	0- 0	207	230	101	101	13	13	
TOTALS	RPI 1-25	RPI 26-50	W-L RECORDS	RPI 51-100	RPI 101-150	RPI 150+				
18- 13	0- 1	0- 1	OVERALL	4- 5	0- 4	14- 2				
9- 5	0- 1	0- 0	HOME	2- 2	0- 2	7- 0				
7- 8	0- 0	0- 1	AWAY	1- 3	0- 2	6- 2				
2- 0	0- 0	0- 0	NEUTRAL	1- 0	0- 0	1- 0				
8- 3	0- 1	0- 1	NON-CONFERENCE	0- 1	0- 0	8- 0				
3- 1	0- 1	0- 0	HOME	0- 0	0- 0	3- 0				
4- 2	0- 0	0- 1	AWAY	0- 1	0- 0	4- 0				
1- 0	0- 0	0- 0	NEUTRAL	0- 0	0- 0	1- 0				
10- 10	0- 0	0- 0	CONFERENCE	4- 4	0- 4	6- 2				
6- 4	0- 0	0- 0	HOME	2- 2	0- 2	4- 0				
3- 6	0- 0	0- 0	AWAY	1- 2	0- 2	2- 2				
1- 0	0- 0	0- 0	NEUTRAL	1- 0	0- 0	0- 0				

RPI 1-25				RPI 26-50				RPI 51-100				RPI 101+				Team's RPI: 121	
RPI	S	Opponent	Score	RPI	S	Opponent	Score	RPI	S	Opponent	Score	RPI	S	Opponent	Score		
18	H	Duquesne	62 79	36	A	St. Bonaventure	32 59	51	A	Ohio	70 58	113	A	Toledo	60 71		
								51	H	Ohio	51 43	118	A	Akron	49 62		
								51	N	Ohio	72 60	118	H	Akron	61 69		
								60	A	Ball St.	63 68	146	H	Western Mich.	78 92		
								60	H	Ball St.	57 59	167	H	Cornell	59 41		
								65	A	Hofstra	36 79	190	A	Sacred Heart	66 53		
								68	H	Central Mich.	67 61	221	A	Massachusetts	56 48		
								80	A	Eastern Mich.	56 67	225	H	Canisius	54 40		
								80	H	Eastern Mich.	55 70	255	N	Clemson	61 51		
												259	A	Bowling Green	63 50		
												259	H	Bowling Green	60 44		
												259	H	Bowling Green	55 52		
												262	A	Northern Ill.	74 76		
												277	A	UCF	66 60		
												282	A	Miami (OH)	58 69		
												282	H	Miami (OH)	58 39		
												290	A	Niagara	57 48		
												319	A	Kent St.	77 66		
												319	H	Kent St.	63 47		
												324	H	LIU Brooklyn	55 38		
LAST 12 Division I GAMES:																	
				51	N	Ohio	72 60	282	H	Miami (OH)	58 39						
				259	H	Bowling Green	60 44	80	H	Eastern Mich.	55 70						
				319	H	Kent St.	63 47	259	A	Bowling Green	63 50						
				118	A	Akron	49 62	113	A	Toledo	60 71						
				51	A	Ohio	70 58	60	H	Ball St.	57 59						
				259	H	Bowling Green	55 52	51	H	Ohio	51 43						

Non-Div I Games:

Buffalo

■ Loss, 
■ Non-Conf, 
■ S Site, 
■ H Home 
■ A Away 
N Neutral

Average RPI Win:	186	WON-LOST	WINNING	LAST 10	STRENGTH OF	OPP. STRENGTH	TEAM	ADJ.	CONF.	ADJ CONF.
Average RPI Loss:	79	RECORD	PCT. RANK	GAMES	SCHEDULE	OF SCHEDULE	RPI	RPI	RPI	RPI
DIV. I ONLY	10- 21	269	3- 7	80	63	183	183	6	6	
DIV. I NON-CONF.	5- 6	180	0- 0	138	20	145	145	6	6	
TOTALS	RPI 1-25	RPI 26-50	W-L RECORDS	RPI 51-100	RPI 101-150	RPI 150+				
10- 21	0- 2	1- 7	OVERALL	0- 5	3- 4	6- 3				
6- 7	0- 1	1- 2	HOME	0- 2	3- 1	2- 1				
2- 14	0- 1	0- 5	AWAY	0- 3	0- 3	2- 2				
2- 0	0- 0	0- 0	NEUTRAL	0- 0	0- 0	2- 0				
5- 6	0- 2	0- 1	NON-CONFERENCE	0- 1	2- 1	3- 1				
3- 1	0- 1	0- 0	HOME	0- 0	2- 0	1- 0				
1- 5	0- 1	0- 1	AWAY	0- 1	0- 1	1- 1				
1- 0	0- 0	0- 0	NEUTRAL	0- 0	0- 0	1- 0				
5- 15	0- 0	1- 6	CONFERENCE	0- 4	1- 3	3- 2				
3- 6	0- 0	1- 2	HOME	0- 2	1- 1	1- 1				
1- 9	0- 0	0- 4	AWAY	0- 2	0- 2	1- 1				
1- 0	0- 0	0- 0	NEUTRAL	0- 0	0- 0	1- 0				

RPI	S	Opponent	Score	RPI	S	Opponent	Score	RPI	S	Opponent	Score	RPI	S	Opponent	Score	Team's RPI: 183
20	A	South Fla.	77 87	29	A	DePaul	63 102	56	A	Villanova	46 66	101	A	Georgetown	35 49	
23	H	Green Bay	46 55	29	A	DePaul	49 76	56	H	Villanova	45 57	101	H	Georgetown	82 76	
				29	H	DePaul	54 61	60	A	Ball St.	50 58	103	A	Wright St.	53 66	
				40	A	Chattanooga	49 60	100	A	Marquette	69 76	107	H	TCU	65 53	
				41	A	Seton Hall	77 98	100	H	Marquette	64 80	114	A	Creighton	49 77	
				41	H	Seton Hall	67 72					114	H	Creighton	42 52	
				42	A	St. John's (NY)	41 68					141	H	Arkansas	63 57	
				42	H	St. John's (NY)	62 58					168	A	Xavier	47 55	
												168	H	Xavier	63 73	
												168	N	Xavier	48 47	
												226	A	Indiana St.	63 70	
												241	H	Valparaiso	72 53	
												255	N	Clemson	54 50	
												265	A	Providence	77 67	
												265	H	Providence	65 50	
												277	A	UCF	71 63	
LAST 12 Division I GAMES:																
29	A	DePaul	49 76	29	A	DePaul	63 102									
168	N	Xavier	48 47	100	A	Marquette	69 76									
56	A	Villanova	46 66	265	H	Providence	65 50									
101	A	Georgetown	35 49	114	H	Creighton	42 52									
42	H	St. John's (NY)	62 58	168	A	Xavier	47 55									
41	H	Seton Hall	67 72	41	A	Seton Hall	77 98									

Non-Div I Games:

Butler

■ Loss, 
 ■ Non-Conf, 
 ■ S Site, 
 ■ Home 
 ■ A Away 
 N Neutral

CSU Bakersfield

Through Games Of March 9, 2016

Average RPI Win:	263	WON-LOST	WINNING	LAST 10	STRENGTH OF	OPP. STRENGTH	TEAM	ADJ.	CONF.	ADJ CONF.
Average RPI Loss:	128	RECORD	PCT. RANK	GAMES	SCHEDULE	OF SCHEDULE	RPI	RPI	RPI	RPI
DIV. I ONLY	12- 18	232	7- 3	134	195	210	210	28	28	
DIV. I NON-CONF.	3- 12	290	0- 0	38	34	221	221	25	25	
TOTALS	RPI 1-25	RPI 26-50	W-L RECORDS	RPI 51-100	RPI 101-150	RPI 150+				
12- 18	0- 5	0- 0	OVERALL	0- 1	0- 5	12- 7				
7- 6	0- 0	0- 0	HOME	0- 0	0- 2	7- 4				
4- 10	0- 3	0- 0	AWAY	0- 1	0- 3	4- 3				
1- 2	0- 2	0- 0	NEUTRAL	0- 0	0- 0	1- 0				
3- 12	0- 5	0- 0	NON-CONFERENCE	0- 1	0- 3	3- 3				
3- 3	0- 0	0- 0	HOME	0- 0	0- 1	3- 2				
0- 7	0- 3	0- 0	AWAY	0- 1	0- 2	0- 1				
0- 2	0- 2	0- 0	NEUTRAL	0- 0	0- 0	0- 0				
9- 6	0- 0	0- 0	CONFERENCE	0- 0	0- 2	9- 4				
4- 3	0- 0	0- 0	HOME	0- 0	0- 1	4- 2				
4- 3	0- 0	0- 0	AWAY	0- 0	0- 1	4- 2				
1- 0	0- 0	0- 0	NEUTRAL	0- 0	0- 0	1- 0				

RPI 1-25				RPI 26-50				RPI 51-100				RPI 101+ Team's RPI: 210			
RPI	S	Opponent	Score	RPI	S	Opponent	Score	RPI	S	Opponent	Score	RPI	S	Opponent	Score
4	N	South Carolina	71 90					58	A	UC Riverside	61 81	106	A	Fresno St.	52 57
5	A	Oregon St.	51 75									108	A	New Mexico St.	63 86
9	A	UCLA	68 82									108	H	New Mexico St.	59 67
10	A	Stanford	41 83									120	A	Hawaii	60 74
11	N	Arizona St.	47 60									120	H	Hawaii	55 65
												176	H	Pacific	74 80
												186	H	Cal Poly	57 52
												193	A	UTRGV	46 60
												193	H	UTRGV	80 66
												199	H	San Jose St.	90 88
												206	A	Utah Valley	53 72
												206	H	Utah Valley	61 54
												228	A	Grand Canyon	76 67
												228	H	Grand Canyon	51 61
												266	A	UC Santa Barbara	60 61
												267	H	Pepperdine	73 76
												273	A	Seattle	66 52
												273	H	Seattle	76 68
												273	N	Seattle	62 54
												304	A	UMKC	78 68
												304	H	UMKC	40 56
												336	H	UC Irvine	65 39
												345	A	Chicago St.	74 61
												345	H	Chicago St.	76 43
LAST 12 Division I GAMES:															
273	N	Seattle	62 54	345	A	Chicago St.	74 61								
273	A	Seattle	66 52	304	A	UMKC	78 68								
228	A	Grand Canyon	76 67	206	H	Utah Valley	61 54								
193	H	UTRGV	80 66	228	H	Grand Canyon	51 61								
108	H	New Mexico St.	59 67	108	A	New Mexico St.	63 86								
206	A	Utah Valley	53 72	193	A	UTRGV	46 60								

Non-Div I Games:

CSU Bakersfield

Loss, Non-Conf, S Site, H Home A Away N Neutral



C  
S  
U  
NC  
S  
U  
N

CSUN

Page 41

Average RPI Win:	256	WON-LOST	WINNING	LAST 10	STRENGTH OF	OPP. STRENGTH	TEAM	ADJ.	CONF.	ADJ CONF.
Average RPI Loss:	123	RECORD	PCT. RANK	GAMES	SCHEDULE	OF SCHEDULE	RPI	RPI	RPI	RPI
DIV. I ONLY	15- 16	177	5- 5	185	237	186	186	22	22	
DIV. I NON-CONF.	7- 6	156	0- 0	90	131	112	112	21	21	
TOTALS	RPI 1-25	RPI 26-50	W-L RECORDS	RPI 51-100	RPI 101-150	RPI 150+				
15- 16	0- 1	0- 0	OVERALL	1- 5	1- 5	13- 5				
8- 5	0- 0	0- 0	HOME	0- 2	1- 2	7- 1				
6- 9	0- 1	0- 0	AWAY	1- 3	0- 2	5- 3				
1- 2	0- 0	0- 0	NEUTRAL	0- 0	0- 1	1- 1				
7- 6	0- 1	0- 0	NON-CONFERENCE	1- 3	1- 0	5- 2				
4- 1	0- 0	0- 0	HOME	0- 1	1- 0	3- 0				
3- 4	0- 1	0- 0	AWAY	1- 2	0- 0	2- 1				
0- 1	0- 0	0- 0	NEUTRAL	0- 0	0- 0	0- 1				
8- 10	0- 0	0- 0	CONFERENCE	0- 2	0- 5	8- 3				
4- 4	0- 0	0- 0	HOME	0- 1	0- 2	4- 1				
3- 5	0- 0	0- 0	AWAY	0- 1	0- 2	3- 2				
1- 1	0- 0	0- 0	NEUTRAL	0- 0	0- 1	1- 0				

RPI 1-25			RPI 26-50			RPI 51-100			RPI 101+ Team's RPI: 186		
RPI	S	Opponent	Score	RPI	S	Opponent	Score	RPI	S	Opponent	Score
5	A	Oregon St.	43 80					53	A	St. Mary's (CA)	83 87
								58	A	UC Riverside	83 93
								58	H	UC Riverside	62 75
								64	H	Santa Clara	63 69
								69	A	San Francisco	62 61
								86	A	California	57 82
								106	H	Fresno St.	64 60
								120	A	Hawaii	47 68
								120	H	Hawaii	58 64
								124	A	Long Beach St.	53 65
								124	H	Long Beach St.	56 61
								124	N	Long Beach St.	52 54
								160	H	Montana St.	66 57
								171	H	Sacramento St.	97 72
								180	A	UC Davis	71 82
								180	H	UC Davis	57 75
								193	N	UTRGV	58 66
								210	A	CSU Bakersfield	52 57
								242	H	Loyola Marymount	70 58
								266	A	UC Santa Barbara	67 78
								266	H	UC Santa Barbara	66 60
								267	A	Pepperdine	61 47
								300	A	CSUN	77 66
								300	H	CSUN	66 62
								300	N	CSUN	72 51
								313	A	A&M-Corpus Christi	56 45
								336	A	UC Irvine	72 54
								336	H	UC Irvine	50 38
								339	A	Cal St. Fullerton	63 57
								339	H	Cal St. Fullerton	51 46
LAST 12 Division I GAMES:											
124	N	Long Beach St.	52 54	339	A	Cal St. Fullerton	63 57				
300	N	CSUN	72 51	58	H	UC Riverside	62 75				
120	A	Hawaii	47 68	180	A	UC Davis	71 82				
266	H	UC Santa Barbara	66 60	336	H	UC Irvine	50 38				
124	H	Long Beach St.	56 61	120	H	Hawaii	58 64				
300	A	CSUN	77 66	124	A	Long Beach St.	53 65				

Non-Div I Games:

Cal Poly

■ Loss, 
 ■ Non-Conf, S Site, 
 ■ Home 
 ■ Away 
 N Neutral

Average RPI Win: 300		WON-LOST	WINNING	LAST 10	STRENGTH OF	OPP. STRENGTH	TEAM	ADJ.	CONF.	ADJ CONF.
Average RPI Loss: 196		RECORD	PCT. RANK	GAMES	SCHEDULE	OF SCHEDULE	RPI	RPI	RPI	RPI
DIV. I ONLY		3- 27	342	1- 9	278	291	339	339	22	22
DIV. I NON-CONF.		2- 12	311	0- 0	280	330	334	334	21	21
TOTALS		RPI 1-25	RPI 26-50	W-L RECORDS	RPI 51-100	RPI 101-150	RPI 150+			
3- 27	0- 0		0- 0	OVERALL	0- 3	0- 4	3- 20			
1- 13	0- 0		0- 0	HOME	0- 2	0- 2	1- 9			
2- 13	0- 0		0- 0	AWAY	0- 1	0- 2	2- 10			
0- 1	0- 0		0- 0	NEUTRAL	0- 0	0- 0	0- 1			
2- 12	0- 0		0- 0	NON-CONFERENCE	0- 1	0- 0	2- 11			
1- 5	0- 0		0- 0	HOME	0- 1	0- 0	1- 4			
1- 6	0- 0		0- 0	AWAY	0- 0	0- 0	1- 6			
0- 1	0- 0		0- 0	NEUTRAL	0- 0	0- 0	0- 1			
1- 15	0- 0		0- 0	CONFERENCE	0- 2	0- 4	1- 9			
0- 8	0- 0		0- 0	HOME	0- 1	0- 2	0- 5			
1- 7	0- 0		0- 0	AWAY	0- 1	0- 2	1- 4			
0- 0	0- 0		0- 0	NEUTRAL	0- 0	0- 0	0- 0			

[illegible]

Non-Div I Games:

Cal St. Fullerton

Loss, Non-Conf, S Site, H Home A Away N Neutral

RPI	S	Opponent	Score
336	H	UC Irvine	58 62

Cal St. Fullerton  
t  
o  
n

## California

Through Games Of March 9, 2016

Average RPI Win:	123	WON-LOST	WINNING	LAST 10	STRENGTH OF	OPP. STRENGTH	TEAM	ADJ.	CONF.	ADJ CONF.
Average RPI Loss:	48	RECORD	PCT. RANK	GAMES	SCHEDULE	OF SCHEDULE	RPI	RPI	RPI	RPI
DIV. I ONLY	15- 17	189	4- 6	8	7	86	86	1	1	
DIV. I NON-CONF.	8- 2	51	0- 0	43	77	39	39	1	1	
TOTALS	RPI 1-25	RPI 26-50	W-L RECORDS	RPI 51-100	RPI 101-150	RPI 150+				
15- 17	3- 9	0- 1	OVERALL	5- 5	2- 1	5- 1				
10- 6	1- 3	0- 1	HOME	4- 2	1- 0	4- 0				
2- 9	1- 1	0- 0	AWAY	0- 0	0- 0	1- 0				
3- 2	1- 2	0- 0	NEUTRAL	1- 0	1- 0	0- 0				
8- 2	1- 1	0- 0	NON-CONFERENCE	2- 1	1- 0	4- 0				
5- 1	0- 0	0- 0	HOME	2- 1	0- 0	3- 0				
2- 0	1- 0	0- 0	AWAY	0- 0	0- 0	1- 0				
1- 1	0- 1	0- 0	NEUTRAL	0- 0	1- 0	0- 0				
7- 15	2- 8	0- 1	CONFERENCE	3- 4	1- 1	1- 1				
5- 5	1- 3	0- 1	HOME	2- 1	1- 0	1- 0				
0- 9	0- 4	0- 0	AWAY	0- 3	0- 1	0- 1				
2- 1	1- 1	0- 0	NEUTRAL	1- 0	0- 0	0- 0				

RPI 1-25				RPI 26-50				RPI 51-100				RPI 101+			
RPI	S	Opponent	Score	RPI	S	Opponent	Score	RPI	S	Opponent	Score	RPI	S	Opponent	Score
5	A	Oregon St.	48 70	33	H	Washington	65 75	53	H	St. Mary's (CA)	63 64	124	A	Arizona	52 57
5	H	Oregon St.	44 54					55	A	Southern California	47 61	124	H	Arizona	75 56
9	A	UCLA	56 75					58	H	UC Riverside	64 58	132	N	Liberty	77 72
9	H	UCLA	108 104					84	A	Oregon	59 69	171	H	Sacramento St.	117 99
9	N	UCLA	67 73					84	H	Oregon	65 54	186	H	Cal Poly	82 57
10	A	Stanford	46 53					88	A	Utah	66 72	201	A	Colorado	57 78
10	H	Stanford	55 60					88	H	Utah	79 84	201	H	Colorado	64 35
11	A	Arizona St.	49 57					88	N	Utah	66 63	269	A	Austin Peay	67 58
11	H	Arizona St.	49 64					95	H	Nebraska	87 80	300	H	CSUN	106 44
11	N	Arizona St.	75 64					97	H	Washington St.	74 71				
14	A	Louisville	75 71												
19	N	Texas A&M	58 75												
LAST 12 Division I GAMES:															
		9 N UCLA	67 73			88 A Utah	66 72								
		11 N Arizona St.	75 64			124 H Arizona	75 56								
		88 N Utah	66 63			11 H Arizona St.	49 64								
		5 H Oregon St.	44 54			10 H Stanford	55 60								
		84 H Oregon	65 54			10 A Stanford	46 53								
		201 A Colorado	57 78			33 H Washington	65 75								

Non-Div I Games:

California

■ Loss, 
 ■ Non-Conf, 
 ■ S Site, 
 ■ H Home 
 ■ A Away 
 N Neutral

Average RPI Win:	284	WON-LOST	WINNING	LAST 10	STRENGTH OF	OPP. STRENGTH	TEAM	ADJ.	CONF.	ADJ CONF.
Average RPI Loss:	192	RECORD	PCT. RANK	GAMES	SCHEDULE	OF SCHEDULE	RPI	RPI	RPI	RPI
DIV. I ONLY	12- 16	216	5- 5	300	322	268	268	27	27	
DIV. I NON-CONF.	5- 3	119	0- 0	279	343	165	165	29	29	
TOTALS	RPI 1-25	RPI 26-50	W-L RECORDS	RPI 51-100	RPI 101-150	RPI 150+				
12- 16	0- 0	0- 0	OVERALL	0- 2	1- 3	11- 11				
6- 7	0- 0	0- 0	HOME	0- 0	0- 2	6- 5				
6- 8	0- 0	0- 0	AWAY	0- 1	1- 1	5- 6				
0- 1	0- 0	0- 0	NEUTRAL	0- 1	0- 0	0- 0				
5- 3	0- 0	0- 0	NON-CONFERENCE	0- 2	0- 0	5- 1				
3- 0	0- 0	0- 0	HOME	0- 0	0- 0	3- 0				
2- 2	0- 0	0- 0	AWAY	0- 1	0- 0	2- 1				
0- 1	0- 0	0- 0	NEUTRAL	0- 1	0- 0	0- 0				
7- 13	0- 0	0- 0	CONFERENCE	0- 0	1- 3	6- 10				
3- 7	0- 0	0- 0	HOME	0- 0	0- 2	3- 5				
4- 6	0- 0	0- 0	AWAY	0- 0	1- 1	3- 5				
0- 0	0- 0	0- 0	NEUTRAL	0- 0	0- 0	0- 0				

RPI 1-25			RPI 26-50			RPI 51-100			RPI 101+			Team's RPI: 268
RPI	S	Opponent	Score	RPI	S	Opponent	Score	RPI	S	Opponent	Score	
						72 A VCU	34 57	132 A Liberty			55 67	
						96 N Central Ark.	34 57	132 H Liberty			52 62	
								133 A UNC Asheville			64 56	
								133 H UNC Asheville			58 72	
								165 A ETSU			55 70	
								174 A Radford			59 62	
								174 H Radford			32 57	
								205 A Gardner-Webb			56 68	
								205 H Gardner-Webb			35 70	
								208 A Presbyterian			54 64	
								208 H Presbyterian			45 69	
								211 H N.C. A&T			56 55	
								251 A High Point			68 65	
								251 H High Point			55 69	
								283 A Coastal Caro.			83 70	
								283 H Coastal Caro.			73 52	
								295 A Charleston So.			57 65	
								295 H Charleston So.			45 60	
								301 H Western Caro.			73 66	
								311 A Longwood			73 56	
								311 H Longwood			72 65	
								317 H Mt. St. Mary's			62 53	
								326 A Winthrop			49 50	
								326 H Winthrop			69 56	
								327 A North Florida			66 55	
								348 A N.C. Central			57 48	
LAST 12 Division I GAMES:												
174	H	Radford	32 57	311	H	Longwood	72 65					
251	A	High Point	68 65	132	A	Liberty	55 67					
133	A	UNC Asheville	64 56	205	A	Gardner-Webb	56 68					
295	H	Charleston So.	45 60	283	H	Coastal Caro.	73 52					
208	A	Presbyterian	54 64	295	A	Charleston So.	57 65					
326	H	Winthrop	69 56	326	A	Winthrop	49 50					

Non-Div I Games: UNC Pembroke

62 67

Campbell

Average RPI Win:	250	WON-LOST	WINNING	LAST 10	STRENGTH OF	OPP. STRENGTH	TEAM	ADJ.	CONF.	ADJ CONF.
Average RPI Loss:	159	RECORD	PCT. RANK	GAMES	SCHEDULE	OF SCHEDULE	RPI	RPI	RPI	RPI
DIV. I ONLY	13- 17	211	4- 6	213	235	225	225	23	23	
DIV. I NON-CONF.	5- 4	138	0- 0	39	158	89	89	22	22	
TOTALS	RPI 1-25	RPI 26-50	W-L RECORDS	RPI 51-100	RPI 101-150	RPI 150+				
13- 17	0- 1	0- 1	OVERALL	1- 2	0- 4	12- 9				
8- 6	0- 0	0- 1	HOME	1- 1	0- 1	7- 3				
5- 10	0- 1	0- 0	AWAY	0- 1	0- 3	5- 5				
0- 1	0- 0	0- 0	NEUTRAL	0- 0	0- 0	0- 1				
5- 4	0- 1	0- 1	NON-CONFERENCE	1- 0	0- 2	4- 0				
3- 1	0- 0	0- 1	HOME	1- 0	0- 0	2- 0				
2- 3	0- 1	0- 0	AWAY	0- 0	0- 2	2- 0				
0- 0	0- 0	0- 0	NEUTRAL	0- 0	0- 0	0- 0				
8- 13	0- 0	0- 0	CONFERENCE	0- 2	0- 2	8- 9				
5- 5	0- 0	0- 0	HOME	0- 1	0- 1	5- 3				
3- 7	0- 0	0- 0	AWAY	0- 1	0- 1	3- 5				
0- 1	0- 0	0- 0	NEUTRAL	0- 0	0- 0	0- 1				

RPI 1-25				RPI 26-50				RPI 51-100				RPI 101+ Team's RPI: 225			
RPI	S	Opponent	Score	RPI	S	Opponent	Score	RPI	S	Opponent	Score	RPI	S	Opponent	Score
7	A	Texas	62 92	36	H	St. Bonaventure	47 59	87	A	Quinnipiac	54 63	102	A	Iona	56 79
								87	H	Quinnipiac	68 80	102	H	Iona	76 79
								90	H	Bucknell	61 56	121	A	Buffalo	40 54
												126	A	Youngstown St.	51 53
												158	A	Northeastern	68 57
												161	A	Marist	55 67
												161	H	Marist	71 69
												196	A	Fairfield	48 52
												196	H	Fairfield	50 51
												219	H	Binghamton	80 50
												229	A	Siena	57 61
												229	H	Siena	52 58
												244	A	Monmouth	75 79
												244	H	Monmouth	71 81
												247	A	Manhattan	55 77
												247	H	Manhattan	70 68
												263	H	Saint Francis (PA)	77 52
												284	A	Rider	73 64
												284	H	Rider	60 49
												287	A	Lamar	57 55
												290	A	Niagara	68 66
												290	H	Niagara	54 45
												290	N	Niagara	64 65
												338	A	Saint Peter's	60 53
												338	H	Saint Peter's	54 42
LAST 12 Division I GAMES:															
				290	N	Niagara	64 65	284	H	Rider	60 49				
				161	A	Marist	55 67	244	A	Monmouth	75 79				
				290	H	Niagara	54 45	247	A	Manhattan	55 77				
				244	H	Monmouth	71 81	102	H	Iona	76 79				
				247	H	Manhattan	70 68	290	A	Niagara	68 66				
				161	H	Marist	71 69	196	A	Fairfield	48 52				

Non-Div I Games:

Canisius

■ Loss, 
■ Non-Conf, 
■ S Site, 
■ H Home 
■ A Away 
N Neutral

GENERAL INFO				THROUGH GAMES OF MARCH 9, 2010						
Average RPI Win:	262	WON-LOST	WINNING	LAST 10	STRENGTH OF	OPP. STRENGTH	TEAM	ADJ.	CONF.	ADJ CONF.
Average RPI Loss:	74	RECORD	PCT. RANK	GAMES	SCHEDULE	OF SCHEDULE	RPI	RPI	RPI	RPI
DIV. I ONLY	22- 3	9	9- 1	321	293	96	96	25	25	
DIV. I NON-CONF.	6- 1	27	0- 0	271	324	89	89	26	26	
-----										
TOTALS	RPI 1-25		RPI 26-50	W-L RECORDS		RPI 51-100	RPI 101-150		RPI 150+	
22- 3	0- 0		0- 1	OVERALL		0- 1	3- 1		19- 0	
9- 2	0- 0		0- 0	HOME		0- 1	1- 1		8- 0	
11- 1	0- 0		0- 0	AWAY		0- 0	2- 0		9- 0	
2- 0	0- 0		0- 0	NEUTRAL		0- 0	0- 0		2- 0	
6- 1	0- 0		0- 1	NON-CONFERENCE		0- 0	0- 0		6- 0	
2- 0	0- 0		0- 0	HOME		0- 0	0- 0		2- 0	
2- 1	0- 0		0- 1	AWAY		0- 0	0- 0		2- 0	
2- 0	0- 0		0- 0	NEUTRAL		0- 0	0- 0		2- 0	
16- 2	0- 0		0- 0	CONFERENCE		0- 1	3- 1		13- 0	
7- 2	0- 0		0- 0	HOME		0- 1	1- 1		6- 0	
9- 0	0- 0		0- 0	AWAY		0- 0	2- 0		7- 0	
0- 0	0- 0		0- 0	NEUTRAL		0- 0	0- 0		0- 0	

[illegible]

Non-Div I Games:	Central Baptist	70	37	Hendrix	72	43	Crowley's Ridge	93	38	Jarvis Christian	77	23	Central Ark.
------------------	-----------------	----	----	---------	----	----	-----------------	----	----	------------------	----	----	--------------

■ Loss, ■ Non-Conf, S Site, H Home A Away N Neutral



Average RPI Win:	287	WON-LOST	WINNING	LAST 10	STRENGTH OF	OPP. STRENGTH	TEAM	ADJ.	CONF.	ADJ CONF.
Average RPI Loss:	210	RECORD	PCT. RANK	GAMES	SCHEDULE	OF SCHEDULE	RPI	RPI	RPI	RPI
DIV. I ONLY	12- 18	232	4- 6	306	327	276	276	30	30	
DIV. I NON-CONF.	3- 8	258	0- 0	204	180	269	269	32	32	
TOTALS	RPI 1-25	RPI 26-50	W-L RECORDS	RPI 51-100	RPI 101-150	RPI 150+				
12- 18	0- 1	0- 0	OVERALL	0- 2	0- 1	12- 14				
7- 6	0- 0	0- 0	HOME	0- 0	0- 0	7- 6				
5- 12	0- 1	0- 0	AWAY	0- 2	0- 1	5- 8				
0- 0	0- 0	0- 0	NEUTRAL	0- 0	0- 0	0- 0				
3- 8	0- 1	0- 0	NON-CONFERENCE	0- 2	0- 1	3- 4				
3- 1	0- 0	0- 0	HOME	0- 0	0- 0	3- 1				
0- 7	0- 1	0- 0	AWAY	0- 2	0- 1	0- 3				
0- 0	0- 0	0- 0	NEUTRAL	0- 0	0- 0	0- 0				
9- 10	0- 0	0- 0	CONFERENCE	0- 0	0- 0	9- 10				
4- 5	0- 0	0- 0	HOME	0- 0	0- 0	4- 5				
5- 5	0- 0	0- 0	AWAY	0- 0	0- 0	5- 5				
0- 0	0- 0	0- 0	NEUTRAL	0- 0	0- 0	0- 0				

RPI 1-25				RPI 26-50				RPI 51-100				RPI 101+ Team's RPI: 276			
RPI	S	Opponent	Score	RPI	S	Opponent	Score	RPI	S	Opponent	Score	RPI	S	Opponent	Score
8	A	Maryland	43 86					63	A	Maine	42 62	134	A	Penn St.	47 73
								70	A	Army West Point	52 81	163	A	Fordham	48 63
												190	A	Sacred Heart	69 79
												190	H	Sacred Heart	57 61
												194	A	Robert Morris	55 72
												194	H	Robert Morris	48 39
												214	H	Dartmouth	59 55
												218	A	Hartford	41 49
												221	H	Massachusetts	78 68
												232	H	New Hampshire	50 64
												235	A	Bryant	56 70
												235	H	Bryant	53 65
												263	A	Saint Francis (PA)	77 83
												263	A	Saint Francis (PA)	79 59
												263	H	Saint Francis (PA)	66 51
												278	A	Vermont	63 79
												314	A	Fairleigh Dickinson	78 75
												314	H	Fairleigh Dickinson	71 59
												317	A	Mt. St. Mary's	48 54
												317	H	Mt. St. Mary's	55 59
												320	H	UMass Lowell	64 53
												324	A	LIU Brooklyn	65 57
												324	H	LIU Brooklyn	45 59
												335	A	St. Francis Brooklyn	67 61
												335	H	St. Francis Brooklyn	65 61
												344	A	Wagner	62 52
LAST 12 Division I GAMES:															
263	A	Saint Francis (PA)	77 83	190	A	Sacred Heart	69 79								
335	A	St. Francis Brooklyn	67 61	194	A	Robert Morris	55 72								
314	H	Fairleigh Dickinson	71 59	263	A	Saint Francis (PA)	79 59								
317	H	Mt. St. Mary's	55 59	235	H	Bryant	53 65								
344	H	Wagner	63 64	335	H	St. Francis Brooklyn	65 61								
324	A	LIU Brooklyn	65 57	194	H	Robert Morris	48 39								

Non-Div I Games:

Central Conn. St.

■ Loss, 
 ■ Non-Conf, 
 ■ S Site, 
 ■ Home 
 ■ A Away 
 N Neutral

RPI	S	Opponent	Score
344	H	Wagner	63 64

Central Conn. St.

## Central Mich.

Through Games Of March 9, 2016

Average RPI Win:	177	WON-LOST	WINNING	LAST 10	STRENGTH OF	OPP. STRENGTH	TEAM	ADJ.	CONF.	ADJ CONF.
Average RPI Loss:	119	RECORD	PCT. RANK	GAMES	SCHEDULE	OF SCHEDULE	RPI	RPI	RPI	RPI
DIV. I ONLY	21- 9	63	8- 2	101	129	68	68	11	11	
DIV. I NON-CONF.	6- 5	146	0- 0	155	134	139	139	13	13	
TOTALS	RPI 1-25	RPI 26-50	W-L RECORDS	RPI 51-100	RPI 101-150	RPI 150+				
21- 9	0- 1	0- 0	OVERALL	5- 1	6- 5	10- 2				
11- 3	0- 1	0- 0	HOME	3- 0	3- 2	5- 0				
8- 6	0- 0	0- 0	AWAY	2- 1	2- 3	4- 2				
2- 0	0- 0	0- 0	NEUTRAL	0- 0	1- 0	1- 0				
6- 5	0- 1	0- 0	NON-CONFERENCE	1- 0	1- 2	4- 2				
3- 2	0- 1	0- 0	HOME	1- 0	1- 1	1- 0				
2- 3	0- 0	0- 0	AWAY	0- 0	0- 1	2- 2				
1- 0	0- 0	0- 0	NEUTRAL	0- 0	0- 0	1- 0				
15- 4	0- 0	0- 0	CONFERENCE	4- 1	5- 3	6- 0				
8- 1	0- 0	0- 0	HOME	2- 0	2- 1	4- 0				
6- 3	0- 0	0- 0	AWAY	2- 1	2- 2	2- 0				
1- 0	0- 0	0- 0	NEUTRAL	0- 0	1- 0	0- 0				

RPI S	Opponent	Score	RPI S	Opponent	Score	RPI S	Opponent	Score	RPI S	Opponent	Score
18	H Duquesne	49 68				51	A Ohio	84 86	111	H Memphis	61 64
						60	A Ball St.	74 65	113	A Toledo	72 76
						60	H Ball St.	67 66	113	H Toledo	79 81
						67	H Middle Tenn.	81 59	116	A Saint Joseph's	66 76
						80	A Eastern Mich.	66 65	118	A Akron	97 77
						80	H Eastern Mich.	78 70	118	H Akron	81 60
									121	A Buffalo	61 67
									146	A Western Mich.	73 61
									146	H Western Mich.	53 51
									146	N Western Mich.	66 62
									147	H SIUE	78 65
									173	A Loyola Chicago	68 59
									179	A Illinois	69 74
									202	A Oakland	110 87
									226	H Indiana St.	85 65
									250	A Ill.-Chicago	63 66
									259	H Bowling Green	76 75
									262	A Northern Ill.	73 67
									262	H Northern Ill.	95 63
									282	A Miami (OH)	72 58
									282	H Miami (OH)	77 54
									284	N Rider	76 58
									319	H Kent St.	81 61
LAST 12 Division I GAMES:											
146	N Western Mich.	66 62	262	A Northern Ill.	73 67						
80	H Eastern Mich.	78 70	60	A Ball St.	74 65						
113	A Toledo	72 76	259	H Bowling Green	76 75						
146	A Western Mich.	73 61	80	A Eastern Mich.	66 65						
60	H Ball St.	67 66	282	H Miami (OH)	77 54						
113	H Toledo	79 81	146	H Western Mich.	53 51						

Non-Div I Games:

Central Mich.

■ Loss, 
 ■ Non-Conf, 
 ■ S Site, 
 ■ Home 
 ■ A Away 
 N Neutral

Average RPI Win: 288		WON-LOST	WINNING	LAST 10	STRENGTH OF	OPP. STRENGTH	TEAM	ADJ.	CONF.	ADJ CONF.
Average RPI Loss: 200		RECORD	PCT. RANK	GAMES	SCHEDULE	OF SCHEDULE	RPI	RPI	RPI	RPI
DIV. I ONLY		10- 16	244	4- 6	337	272	295	295	27	27
DIV. I NON-CONF.		2- 4	234	0- 0	349	91	345	345	29	29
TOTALS	RPI 1-25	RPI 26-50		W-L RECORDS		RPI 51-100	RPI 101-150	RPI 150+		
10- 16	0- 0	0- 0		OVERALL		0- 0	0- 5	10- 11		
6- 6	0- 0	0- 0		HOME		0- 0	0- 2	6- 4		
4- 10	0- 0	0- 0		AWAY		0- 0	0- 3	4- 7		
0- 0	0- 0	0- 0		NEUTRAL		0- 0	0- 0	0- 0		
2- 4	0- 0	0- 0		NON-CONFERENCE		0- 0	0- 1	2- 3		
2- 0	0- 0	0- 0		HOME		0- 0	0- 0	2- 0		
0- 4	0- 0	0- 0		AWAY		0- 0	0- 1	0- 3		
0- 0	0- 0	0- 0		NEUTRAL		0- 0	0- 0	0- 0		
8- 12	0- 0	0- 0		CONFERENCE		0- 0	0- 4	8- 8		
4- 6	0- 0	0- 0		HOME		0- 0	0- 2	4- 4		
4- 6	0- 0	0- 0		AWAY		0- 0	0- 2	4- 4		
0- 0	0- 0	0- 0		NEUTRAL		0- 0	0- 0	0- 0		

RPI 1-25				RPI 26-50				RPI 51-100				RPI 101+ Team's RPI: 295			
RPI	S	Opponent	Score	RPI	S	Opponent	Score	RPI	S	Opponent	Score	RPI	S	Opponent	Score
												109	A	Virginia	65 85
												132	A	Liberty	40 51
												132	H	Liberty	49 59
												133	A	UNC Asheville	68 91
												133	H	UNC Asheville	50 58
												174	A	Radford	40 55
												174	H	Radford	50 61
												205	A	Gardner-Webb	55 63
												205	H	Gardner-Webb	66 63
												208	A	Presbyterian	37 52
												208	H	Presbyterian	49 63
												224	A	Col. of Charleston	66 81
												251	A	High Point	64 62
												251	H	High Point	72 78
												255	A	Clemson	36 43
												268	A	Campbell	60 45
												268	H	Campbell	65 57
												283	A	Coastal Caro.	40 61
												283	H	Coastal Caro.	62 73
												294	A	Ga. Southern	51 64
												301	H	Western Caro.	80 59
												308	H	Wofford	74 64
												311	A	Longwood	63 54
												311	H	Longwood	66 58
												326	A	Winthrop	58 50
												326	H	Winthrop	54 51
<div>LAST 12 Division I GAMES:</div>															
				133	A	UNC Asheville	68 91					208	A	Presbyterian	37 52
				251	H	High Point	72 78					311	H	Longwood	66 58
				268	A	Campbell	60 45					132	H	Liberty	49 59
				205	H	Gardner-Webb	66 63					326	A	Winthrop	58 50
				283	A	Coastal Caro.	40 61					268	H	Campbell	65 57
				174	H	Radford	50 61					174	A	Radford	40 55

Non-Div I Games:	Paine	69	62	Columbia Int'l	67	35	Warner	73	53
------------------	-------	----	----	----------------	----	----	--------	----	----

Charleston So.

■ Loss, ■ Non-Conf, S Site, H Home A Away N Neutral

Average RPI Win:	197	WON-LOST	WINNING	LAST 10	STRENGTH OF	OPP. STRENGTH	TEAM	ADJ.	CONF.	ADJ CONF.
Average RPI Loss:	78	RECORD	PCT. RANK	GAMES	SCHEDULE	OF SCHEDULE	RPI	RPI	RPI	RPI
DIV. I ONLY	19- 10	81	8- 2	96	128	76	76	13	13	
DIV. I NON-CONF.	7- 4	110	0- 0	94	144	88	88	10	10	
TOTALS	RPI 1-25	RPI 26-50	W-L RECORDS	RPI 51-100	RPI 101-150	RPI 150+				
19- 10	0- 0	1- 5	OVERALL	1- 2	3- 2	14- 1				
12- 2	0- 0	1- 1	HOME	1- 0	1- 1	9- 0				
6- 8	0- 0	0- 4	AWAY	0- 2	1- 1	5- 1				
1- 0	0- 0	0- 0	NEUTRAL	0- 0	1- 0	0- 0				
7- 4	0- 0	0- 3	NON-CONFERENCE	1- 1	1- 0	5- 0				
4- 1	0- 0	0- 1	HOME	1- 0	0- 0	3- 0				
2- 3	0- 0	0- 2	AWAY	0- 1	0- 0	2- 0				
1- 0	0- 0	0- 0	NEUTRAL	0- 0	1- 0	0- 0				
12- 6	0- 0	1- 2	CONFERENCE	0- 1	2- 2	9- 1				
8- 1	0- 0	1- 0	HOME	0- 0	1- 1	6- 0				
4- 5	0- 0	0- 2	AWAY	0- 1	1- 1	3- 1				
0- 0	0- 0	0- 0	NEUTRAL	0- 0	0- 0	0- 0				

RPI 1-25			RPI 26-50			RPI 51-100			Team's RPI: 76			RPI 101+			
RPI	S	Opponent	Score	RPI	S	Opponent	Score	RPI	S	Opponent	Score	RPI	S	Opponent	Score
				26	H	Miami (FL)	70 77	60	H	Ball St.	72 66	112	N	Mercer	72 62
				32	A	UTEP	91 94	67	A	Middle Tenn.	67 72	135	A	Marshall	64 61
				35	A	Western Ky.	66 77	89	A	Elon	83 90	135	H	Marshall	87 77
				35	H	Western Ky.	81 72					144	A	Old Dominion	85 94
				44	A	Missouri	71 88					144	H	Old Dominion	59 71
				47	A	North Carolina St.	65 72					155	A	UAB	57 75

Non-Div I Games:

Charlotte



Average RPI Win:	298	WON-LOST	WINNING	LAST 10	STRENGTH OF	OPP. STRENGTH	TEAM	ADJ.	CONF.	ADJ CONF.
Average RPI Loss:	204	RECORD	PCT. RANK	GAMES	SCHEDULE	OF SCHEDULE	RPI	RPI	RPI	RPI
DIV. I ONLY	4- 25	329	2- 8	304	288	345	345	28	28	
DIV. I NON-CONF.	2- 12	311	0- 0	314	276	340	340	25	25	
TOTALS	RPI 1-25	RPI 26-50	W-L RECORDS	RPI 51-100	RPI 101-150	RPI 150+				
4- 25	0- 0	0- 2	OVERALL	0- 0	0- 4	4- 19				
3- 11	0- 0	0- 1	HOME	0- 0	0- 2	3- 8				
1- 13	0- 0	0- 1	AWAY	0- 0	0- 2	1- 10				
0- 1	0- 0	0- 0	NEUTRAL	0- 0	0- 0	0- 1				
2- 12	0- 0	0- 2	NON-CONFERENCE	0- 0	0- 2	2- 8				
1- 6	0- 0	0- 1	HOME	0- 0	0- 1	1- 4				
1- 6	0- 0	0- 1	AWAY	0- 0	0- 1	1- 4				
0- 0	0- 0	0- 0	NEUTRAL	0- 0	0- 0	0- 0				
2- 13	0- 0	0- 0	CONFERENCE	0- 0	0- 2	2- 11				
2- 5	0- 0	0- 0	HOME	0- 0	0- 1	2- 4				
0- 7	0- 0	0- 0	AWAY	0- 0	0- 1	0- 6				
0- 1	0- 0	0- 0	NEUTRAL	0- 0	0- 0	0- 1				

RPI S	Opponent	Score	RPI S	Opponent	Score	RPI S	Opponent	Score	RPI S	Opponent	Score	Team's RPI: 345
29	A DePaul	42 88	49	H Kansas St.	54 63				108	A New Mexico St.	63 76	
									108	H New Mexico St.	60 70	
									146	A Western Mich.	56 65	
									149	H Milwaukee	48 55	
									179	A Illinois	36 67	
									193	A UTRGV	56 78	
									193	H UTRGV	56 64	
									193	N UTRGV	52 60	
									202	H Oakland	51 74	
									206	A Utah Valley	46 74	
									206	H Utah Valley	62 69	
									210	A CSU Bakersfield	43 76	
									210	H CSU Bakersfield	61 74	
									228	A Grand Canyon	36 74	
									228	H Grand Canyon	60 65	
									239	A Western Ill.	50 88	
									250	H Ill.-Chicago	47 51	
									262	H Northern Ill.	50 68	
									273	A Seattle	45 59	
									273	H Seattle	57 49	
									304	A UMKC	50 67	
									304	H UMKC	77 72	
									305	H Bradley	60 66	
									306	A Jackson St.	76 59	
									309	H Morehead St.	75 71	
									315	A Illinois St.	53 57	
LAST 12 Division I GAMES:												
193	N UTRGV	52 60	210	H CSU Bakersfield	61 74							
304	A UMKC	50 67	273	H Seattle	57 49							
193	A UTRGV	56 78	304	H UMKC	77 72							
228	H Grand Canyon	60 65	206	A Utah Valley	46 74							
206	H Utah Valley	62 69	228	A Grand Canyon	36 74							
108	A New Mexico St.	63 76	108	H New Mexico St.	60 70							

Non-Div I Games:

Chicago St.

■ Loss, 
■ Non-Conf, 
■ S Site, 
■ Home 
■ A Away 
N Neutral

RPI	S	Opponent	Score
316	A	IPFW	51 62

Chicago St.

C  
h  
i  
c  
a  
g  
o  
s  
t  
.

C  
h  
i  
c  
a  
g  
o  
s  
t  
.



Average RPI Win:	257	WON-LOST	WINNING	LAST 10	STRENGTH OF	OPP. STRENGTH	TEAM	ADJ.	CONF.	ADJ CONF.
Average RPI Loss:	94	RECORD	PCT. RANK	GAMES	SCHEDULE	OF SCHEDULE	RPI	RPI	RPI	RPI
DIV. I ONLY	8- 22	291	1- 9	98	77	240	240	9	9	
DIV. I NON-CONF.	4- 7	222	0- 0	41	69	184	184	7	7	
TOTALS	RPI 1-25	RPI 26-50	W-L RECORDS	RPI 51-100	RPI 101-150	RPI 150+				
8- 22	0- 7	0- 1	OVERALL	0- 3	1- 7	7- 4				
5- 10	0- 3	0- 0	HOME	0- 1	1- 3	4- 3				
3- 9	0- 2	0- 1	AWAY	0- 2	0- 3	3- 1				
0- 3	0- 2	0- 0	NEUTRAL	0- 0	0- 1	0- 0				
4- 7	0- 3	0- 1	NON-CONFERENCE	0- 0	1- 2	3- 1				
4- 2	0- 1	0- 0	HOME	0- 0	1- 1	3- 0				
0- 3	0- 0	0- 1	AWAY	0- 0	0- 1	0- 1				
0- 2	0- 2	0- 0	NEUTRAL	0- 0	0- 0	0- 0				
4- 15	0- 4	0- 0	CONFERENCE	0- 3	0- 5	4- 3				
1- 8	0- 2	0- 0	HOME	0- 1	0- 2	1- 3				
3- 6	0- 2	0- 0	AWAY	0- 2	0- 2	3- 0				
0- 1	0- 0	0- 0	NEUTRAL	0- 0	0- 1	0- 0				

RPI S	Opponent	Score	RPI S	Opponent	Score	RPI S	Opponent	Score	RPI S	Opponent	Score	Team's RPI: 240
2 N	Baylor	34 72	37 A	Georgia	42 60	71 A	Temple	51 74	104 H	UT Martin	57 63	
3 A	UConn	34 88				71 H	Temple	49 74	111 A	Memphis	51 54	
3 H	UConn	45 107				74 A	Tulane	51 70	111 H	Memphis	47 64	
6 H	Ohio St.	76 105							142 A	Detroit	68 77	
17 N	Michigan St.	63 103							148 A	East Carolina	60 63	
20 A	South Fla.	49 82							148 H	East Carolina	55 77	
20 H	South Fla.	51 78							148 N	East Carolina	61 70	
									150 H	Northern Ky.	71 68	
									168 A	Xavier	56 65	
									191 A	Tulsa	55 53	
									191 H	Tulsa	63 76	
									195 H	SMU	55 73	
									259 H	Bowling Green	54 51	
									263 H	Saint Francis (PA)	93 86	
									277 A	UCF	68 50	
									277 H	UCF	60 80	
									286 A	Houston	67 61	
									286 H	Houston	56 50	
									340 H	Eastern Ill.	70 57	
LAST 12 Division I GAMES:												
148 N	East Carolina	61 70	20 H	South Fla.	51 78							
74 A	Tulane	51 70	71 H	Temple	49 74							
191 H	Tulsa	63 76	111 A	Memphis	51 54							
148 H	East Carolina	55 77	20 A	South Fla.	49 82							
286 A	Houston	67 61	286 H	Houston	56 50							
3 A	UConn	34 88	195 H	SMU	55 73							

Non-Div I Games:

Cincinnati

■ Loss, 
■ Non-Conf, 
■ S Site, 
■ H Home 
■ A Away 
N Neutral

Average RPI Win:	<b>249</b>	WON-LOST	WINNING	LAST 10	STRENGTH OF	OPP. STRENGTH	TEAM	ADJ.	CONF.	ADJ CONF.
Average RPI Loss:	<b>104</b>	RECORD	PCT. RANK	GAMES	SCHEDULE	OF SCHEDULE	RPI	RPI	RPI	RPI
DIV. I ONLY	<b>4- 26</b>	<b>336</b>	<b>0- 10</b>	<b>37</b>	<b>86</b>	<b>255</b>	<b>255</b>	<b>4</b>	<b>4</b>	
DIV. I NON-CONF.	<b>4- 9</b>	<b>245</b>	<b>0- 0</b>	<b>112</b>	<b>332</b>	<b>244</b>	<b>244</b>	<b>5</b>	<b>5</b>	
TOTALS	RPI 1-25	RPI 26-50	W-L RECORDS	RPI 51-100	RPI 101-150	RPI 150+				
4- 26	0- 6	0- 3	OVERALL	0- 4	1- 7	3- 6				
3- 12	0- 2	0- 3	HOME	0- 1	1- 3	2- 3				
1- 11	0- 4	0- 0	AWAY	0- 3	0- 2	1- 2				
0- 3	0- 0	0- 0	NEUTRAL	0- 0	0- 2	0- 1				
4- 9	0- 1	0- 0	NON-CONFERENCE	0- 2	1- 1	3- 5				
3- 4	0- 1	0- 0	HOME	0- 0	1- 0	2- 3				
1- 3	0- 0	0- 0	AWAY	0- 2	0- 0	1- 1				
0- 2	0- 0	0- 0	NEUTRAL	0- 0	0- 1	0- 1				
0- 17	0- 5	0- 3	CONFERENCE	0- 2	0- 6	0- 1				
0- 8	0- 1	0- 3	HOME	0- 1	0- 3	0- 0				
0- 8	0- 4	0- 0	AWAY	0- 1	0- 2	0- 1				
0- 1	0- 0	0- 0	NEUTRAL	0- 0	0- 1	0- 0				

RPI	S	Opponent	Score	RPI	S	Opponent	Score	RPI	S	Opponent	Score	RPI	S	Opponent	Score	Team's RPI: 255
1	A	Notre Dame	52 <b>71</b>	26	H	Miami (FL)	49 <b>83</b>	63	A	Maine	42 <b>75</b>	109	A	Virginia	48 <b>65</b>	
4	H	South Carolina	41 <b>67</b>	46	H	Duke	43 <b>72</b>	73	A	Georgia Tech	48 <b>77</b>	119	H	Boston College	64 <b>67</b>	
13	A	Syracuse	62 <b>83</b>	47	H	North Carolina St.	57 <b>71</b>	73	H	Georgia Tech	63 <b>76</b>	121	N	Buffalo	51 <b>61</b>	
14	A	Louisville	33 <b>75</b>					84	A	Oregon	56 <b>69</b>	122	A	Virginia Tech	49 <b>79</b>	
15	A	Florida St.	56 <b>75</b>									129	H	Pittsburgh	56 <b>59</b>	
15	H	Florida St.	40 <b>85</b>									133	H	UNC Asheville	67 <b>49</b>	
												140	H	Wake Forest	45 <b>55</b>	
												140	N	Wake Forest	58 <b>73</b>	
												154	A	North Carolina	56 <b>72</b>	
												183	N	Butler	50 <b>54</b>	
												215	A	Furman	49 <b>70</b>	
												215	H	William & Mary	41 <b>58</b>	
												279	A	Tennessee Tech	71 <b>53</b>	
												283	H	Coastal Caro.	47 <b>63</b>	
												288	H	South Carolina St.	63 <b>54</b>	
												295	H	Charleston So.	43 <b>36</b>	
												296	H	Florida A&M	68 <b>77</b>	
LAST 12 Division I GAMES:																
140	N	Wake Forest	58 <b>73</b>	140	H	Wake Forest	45 <b>55</b>									
47	H	North Carolina St.	57 <b>71</b>	15	A	Florida St.	56 <b>75</b>									
1	A	Notre Dame	52 <b>71</b>	13	A	Syracuse	62 <b>83</b>									
109	A	Virginia	48 <b>65</b>	129	H	Pittsburgh	56 <b>59</b>									
119	H	Boston College	64 <b>67</b>	14	A	Louisville	33 <b>75</b>									
73	A	Georgia Tech	48 <b>77</b>	73	H	Georgia Tech	63 <b>76</b>									

Non-Div I Games:

Clemson

■ Loss, 
 ■ Non-Conf, S Site, 
 ■ Home 
 ■ Away 
 N Neutral

Average RPI Win:	219	WON-LOST	WINNING	LAST 10	STRENGTH OF	OPP. STRENGTH	TEAM	ADJ.	CONF.	ADJ CONF.
Average RPI Loss:	155	RECORD	PCT. RANK	GAMES	SCHEDULE	OF SCHEDULE	RPI	RPI	RPI	RPI
DIV. I ONLY	9- 19	271	5- 5	176	178	260	260	14	14	
DIV. I NON-CONF.	3- 7	248	0- 1	317	262	317	317	16	16	
TOTALS	RPI 1-25	RPI 26-50	W-L RECORDS	RPI 51-100	RPI 101-150	RPI 150+				
9- 19	0- 2	0- 0	OVERALL	0- 3	3- 8	6- 6				
6- 7	0- 1	0- 0	HOME	0- 1	1- 4	5- 1				
3- 10	0- 1	0- 0	AWAY	0- 1	2- 4	1- 4				
0- 2	0- 0	0- 0	NEUTRAL	0- 1	0- 0	0- 1				
3- 7	0- 0	0- 0	NON-CONFERENCE	0- 3	0- 1	3- 3				
2- 2	0- 0	0- 0	HOME	0- 1	0- 0	2- 1				
1- 3	0- 0	0- 0	AWAY	0- 1	0- 1	1- 1				
0- 2	0- 0	0- 0	NEUTRAL	0- 1	0- 0	0- 1				
6- 12	0- 2	0- 0	CONFERENCE	0- 0	3- 7	3- 3				
4- 5	0- 1	0- 0	HOME	0- 0	1- 4	3- 0				
2- 7	0- 1	0- 0	AWAY	0- 0	2- 3	0- 3				
0- 0	0- 0	0- 0	NEUTRAL	0- 0	0- 0	0- 0				

RPI 1-25				RPI 26-50				RPI 51-100				RPI 101+ Team's RPI: 260			
RPI	S	Opponent	Score	RPI	S	Opponent	Score	RPI	S	Opponent	Score	RPI	S	Opponent	Score
23	A	Green Bay	53 71					54	N	Saint Louis	65 76	103	A	Wright St.	64 81
23	H	Green Bay	45 66					78	A	Belmont	58 76	103	H	Wright St.	65 93
								90	H	Bucknell	57 59	113	A	Toledo	53 66
												126	A	Youngstown St.	53 43
												126	H	Youngstown St.	75 68
												142	A	Detroit	68 82
												142	H	Detroit	60 66
												149	A	Milwaukee	58 59
												149	H	Milwaukee	46 62
												150	A	Northern Ky.	64 62
												150	H	Northern Ky.	51 83
												202	A	Oakland	69 79
												202	H	Oakland	88 75
												241	A	Valparaiso	59 66
												241	H	Valparaiso	72 65
												250	A	Ill.-Chicago	62 80
												250	H	Ill.-Chicago	72 69
												259	H	Bowling Green	69 48
												290	A	Niagara	72 73
												302	H	FIU	64 57
												312	N	UNCG	51 55
												319	A	Kent St.	60 49
												332	H	Evansville	63 72
LAST 12 Division I GAMES:															
312	N	UNCG	51 55	23	A	Green Bay	53 71	149	A	Milwaukee	58 59	202	H	Oakland	88 75
150	A	Northern Ky.	64 62	142	H	Detroit	60 66	103	H	Wright St.	65 93	150	H	Northern Ky.	51 83
103	A	Wright St.	64 81	103	H	Wright St.	65 93	126	A	Youngstown St.	53 43				
241	H	Valparaiso	72 65												
250	H	Ill.-Chicago	72 69												
126	A	Youngstown St.	53 43												

Non-Div I Games:

Cleveland St.

■ Loss, 
 ■ Non-Conf, 
 ■ S Site, 
 ■ Home 
 ■ A Away 
 N Neutral

Average RPI Win:	253	WON-LOST	WINNING	LAST 10	STRENGTH OF	OPP. STRENGTH	TEAM	ADJ.	CONF.	ADJ CONF.
Average RPI Loss:	209	RECORD	PCT. RANK	GAMES	SCHEDULE	OF SCHEDULE	RPI	RPI	RPI	RPI
DIV. I ONLY	9- 17	257	5- 5	280	312	283	283	27	27	
DIV. I NON-CONF.	2- 4	234	0- 0	259	248	262	262	29	29	
TOTALS	RPI 1-25	RPI 26-50	W-L RECORDS	RPI 51-100	RPI 101-150	RPI 150+				
9- 17	0- 0	0- 0	OVERALL	0- 1	1- 4	8- 12				
5- 6	0- 0	0- 0	HOME	0- 0	0- 2	5- 4				
4- 8	0- 0	0- 0	AWAY	0- 0	1- 1	3- 7				
0- 3	0- 0	0- 0	NEUTRAL	0- 1	0- 1	0- 1				
2- 4	0- 0	0- 0	NON-CONFERENCE	0- 1	0- 1	2- 2				
1- 0	0- 0	0- 0	HOME	0- 0	0- 0	1- 0				
1- 1	0- 0	0- 0	AWAY	0- 0	0- 0	1- 1				
0- 3	0- 0	0- 0	NEUTRAL	0- 1	0- 1	0- 1				
7- 13	0- 0	0- 0	CONFERENCE	0- 0	1- 3	6- 10				
4- 6	0- 0	0- 0	HOME	0- 0	0- 2	4- 4				
3- 7	0- 0	0- 0	AWAY	0- 0	1- 1	2- 6				
0- 0	0- 0	0- 0	NEUTRAL	0- 0	0- 0	0- 0				

RPI 1-25			RPI 26-50			RPI 51-100			RPI 101+			Team's RPI: 283
RPI	S	Opponent	Score	RPI	S	Opponent	Score	RPI	S	Opponent	Score	
						65 N Hofstra	40 82	132 A	Liberty	58 51		
								132 H	Liberty	63 65		
								133 A	UNC Asheville	69 77		
								133 H	UNC Asheville	52 63		
								140 N	Wake Forest	52 81		
								174 A	Radford	45 61		
								174 H	Radford	36 49		
								190 N	Sacred Heart	62 71		
								205 A	Gardner-Webb	59 56		
								205 H	Gardner-Webb	51 61		
								208 A	Presbyterian	42 66		
								208 H	Presbyterian	60 47		
								251 A	High Point	52 53		
								251 H	High Point	79 53		
								255 A	Clemson	63 47		
								263 A	Saint Francis (PA)	74 106		
								268 A	Campbell	52 73		
								268 H	Campbell	70 83		
								295 A	Charleston So.	73 62		
								295 H	Charleston So.	61 40		
								308 H	Wofford	83 69		
								311 A	Longwood	76 84		
								311 H	Longwood	48 56		
								326 A	Winthrop	43 52		
								326 H	Winthrop	76 59		
LAST 12 Division I GAMES:												
						326 H	Winthrop	76 59				
						311 A	Longwood	76 84				
						205 H	Gardner-Webb	51 61				
						208 H	Presbyterian	60 47				
						132 A	Liberty	58 51				
						295 H	Charleston So.	61 40				
						326 A	Winthrop	43 52				
						251 H	High Point	79 53				
						133 A	UNC Asheville	69 77				
						174 H	Radford	36 49				
						268 A	Campbell	52 73				
						208 A	Presbyterian	42 66				

Non-Div I Games: Allen 86 45 Warren Wilson 100 49 Mid-Atlantic Christ105 15

Coastal Caro.

Loss, Non-Conf, S Site, H Home A Away N Neutral

Average RPI Win: 251		WON-LOST	WINNING	LAST 10	STRENGTH OF	OPP. STRENGTH	TEAM	ADJ.	CONF.	ADJ CONF.
Average RPI Loss: 111		RECORD	PCT. RANK	GAMES	SCHEDULE	OF SCHEDULE	RPI	RPI	RPI	RPI
DIV. I ONLY		11- 19	247	3- 7	141	153	224	224	12	12
DIV. I NON-CONF.		5- 6	180	0- 0	116	236	177	177	11	11
TOTALS		RPI 1-25	RPI 26-50		W-L RECORDS		RPI 51-100	RPI 101-150	RPI 150+	
11- 19	0- 1	0- 3		OVERALL		1- 6	0- 2		10- 7	
7- 8	0- 1	0- 2		HOME		1- 2	0- 0		6- 3	
3- 11	0- 0	0- 1		AWAY		0- 4	0- 2		3- 4	
1- 0	0- 0	0- 0		NEUTRAL		0- 0	0- 0		1- 0	
5- 6	0- 1	0- 1		NON-CONFERENCE		0- 1	0- 2		5- 1	
4- 2	0- 1	0- 1		HOME		0- 0	0- 0		4- 0	
1- 4	0- 0	0- 0		AWAY		0- 1	0- 2		1- 1	
0- 0	0- 0	0- 0		NEUTRAL		0- 0	0- 0		0- 0	
6- 13	0- 0	0- 2		CONFERENCE		1- 5	0- 0		5- 6	
3- 6	0- 0	0- 1		HOME		1- 2	0- 0		2- 3	
2- 7	0- 0	0- 1		AWAY		0- 3	0- 0		2- 3	
1- 0	0- 0	0- 0		NEUTRAL		0- 0	0- 0		1- 0	

RPI 1-25				RPI 26-50				RPI 51-100				RPI 101+ Team's RPI: 224			
RPI	S	Opponent	Score	RPI	S	Opponent	Score	RPI	S	Opponent	Score	RPI	S	Opponent	Score
14	H	Louisville	67 71	34	A	James Madison	61 83	65	A	Hofstra	54 66	112	A	Mercer	58 66
				34	H	James Madison	46 76	65	H	Hofstra	58 62	122	A	Virginia Tech	47 81
				35	H	Western Ky.	44 78	76	A	Charlotte	61 89	153	A	Boise St.	38 61
								81	A	Drexel	54 66	158	A	Northeastern	66 78
								81	H	Drexel	49 46	158	H	Northeastern	49 52
								89	A	Elon	41 52	162	A	Delaware	55 72
								89	H	Elon	38 54	162	H	Delaware	47 63
												189	A	Weber St.	50 42
												215	A	William & Mary	55 51
												215	H	William & Mary	40 66
												257	H	Appalachian St.	60 50
												274	A	UNCW	64 53
												274	H	UNCW	68 24
												274	N	UNCW	71 62
												285	A	Towson	51 62
												285	H	Towson	67 55
												286	H	Houston	55 48
												295	H	Charleston So.	81 66
												326	H	Winthrop	77 63
LAST 12 Division I GAMES:															
				274	N	UNCW	71 62	89	H	Elon	38 54				
				34	H	James Madison	46 76	285	A	Towson	51 62				
				274	H	UNCW	68 24	162	A	Delaware	55 72				
				65	A	Hofstra	54 66	81	H	Drexel	49 46				
				158	A	Northeastern	66 78	158	H	Northeastern	49 52				
				215	H	William & Mary	40 66	285	H	Towson	67 55				

Col. of Charleston

■ Loss, ■ Non-Conf, S Site, H Home A Away N Neutral

Average RPI Win: <b>300</b>	WON-LOST	WINNING	LAST 10	STRENGTH OF	OPP. STRENGTH	TEAM	ADJ.	CONF.	ADJ CONF.
Average RPI Loss: <b>176</b>	RECORD	PCT. RANK	GAMES	SCHEDULE	OF SCHEDULE	RPI	RPI	RPI	RPI
DIV. I ONLY	7- 23	301	3- 7	186	289	293	293	26	26
DIV. I NON-CONF.	2- 8	290	0- 0	122	146	255	255	27	27
TOTALS	RPI 1-25	RPI 26-50	W-L RECORDS	RPI 51-100	RPI 101-150	RPI 150+			
7- 23	0- 1	0- 2	OVERALL	0- 5	0- 1	7- 14			
4- 11	0- 1	0- 1	HOME	0- 2	0- 1	4- 6			
3- 12	0- 0	0- 1	AWAY	0- 3	0- 0	3- 8			
0- 0	0- 0	0- 0	NEUTRAL	0- 0	0- 0	0- 0			
2- 8	0- 1	0- 2	NON-CONFERENCE	0- 0	0- 1	2- 4			
1- 4	0- 1	0- 1	HOME	0- 0	0- 1	1- 1			
1- 4	0- 0	0- 1	AWAY	0- 0	0- 0	1- 3			
0- 0	0- 0	0- 0	NEUTRAL	0- 0	0- 0	0- 0			
5- 15	0- 0	0- 0	CONFERENCE	0- 5	0- 0	5- 10			
3- 7	0- 0	0- 0	HOME	0- 2	0- 0	3- 5			
2- 8	0- 0	0- 0	AWAY	0- 3	0- 0	2- 5			
0- 0	0- 0	0- 0	NEUTRAL	0- 0	0- 0	0- 0			

RPI 1-25				RPI 26-50				RPI 51-100				RPI 101+ Team's RPI: 293			
RPI	S	Opponent	Score	RPI	S	Opponent	Score	RPI	S	Opponent	Score	RPI	S	Opponent	Score
3	H	UConn	50 <b>94</b>	29	A	DePaul	46 <b>96</b>	70	A	Army West Point	55 <b>67</b>	115	H	Gonzaga	50 <b>80</b>
				36	H	St. Bonaventure	38 <b>62</b>	70	A	Army West Point	62 <b>89</b>	167	A	Cornell	60 <b>73</b>
								70	H	Army West Point	55 <b>78</b>	217	A	Lehigh	74 <b>83</b>
								90	A	Bucknell	60 <b>79</b>	217	H	Lehigh	82 <b>72</b>
								90	H	Bucknell	51 <b>71</b>	219	A	Binghamton	56 <b>63</b>
												222	A	Loyola Maryland	38 <b>55</b>
												222	H	Loyola Maryland	49 <b>65</b>
												229	H	Siena	52 <b>50</b>
												233	A	Navy	41 <b>51</b>
												233	H	Navy	58 <b>62</b>
												244	H	Monmouth	80 <b>86</b>
												254	A	Holy Cross	61 <b>70</b>
												254	H	Holy Cross	71 <b>80</b>
												272	A	American	56 <b>64</b>
												272	H	American	37 <b>49</b>
												319	A	Kent St.	71 <b>76</b>
												324	A	LIU Brooklyn	63 <b>53</b>
												329	A	Lafayette	72 <b>59</b>
												329	H	Lafayette	70 <b>55</b>
												329	H	Lafayette	80 <b>68</b>
												343	A	Boston U.	72 <b>63</b>
												343	H	Boston U.	58 <b>71</b>
LAST 12 Division I GAMES:															
				70	A	Army West Point	62 <b>89</b>	343	H	Boston U.	58 <b>71</b>				
				329	H	Lafayette	80 <b>68</b>	90	A	Bucknell	60 <b>79</b>				
				217	H	Lehigh	82 <b>72</b>	70	H	Army West Point	55 <b>78</b>				
				329	H	Lafayette	70 <b>55</b>	233	H	Navy	58 <b>62</b>				
				217	A	Lehigh	74 <b>83</b>	254	A	Holy Cross	61 <b>70</b>				
				222	A	Loyola Maryland	38 <b>55</b>	272	A	American	56 <b>64</b>				

Non-Div I Games:

Colgate

■ Loss, 
 ■ Non-Conf, 
 ■ S Site, 
 ■ H Home 
 ■ A Away 
 N Neutral

Colorado

Through Games Of March 9, 2016

Average RPI Win:	186	WON-LOST	WINNING	LAST 10	STRENGTH OF	OPP. STRENGTH	TEAM	ADJ.	CONF.	ADJ CONF.
Average RPI Loss:	61	RECORD	PCT. RANK	GAMES	SCHEDULE	OF SCHEDULE	RPI	RPI	RPI	RPI
DIV. I ONLY	7- 23	301	2- 8	17	28	201	201	1	1	
DIV. I NON-CONF.	5- 6	180	0- 0	64	194	163	163	1	1	
TOTALS	RPI 1-25	RPI 26-50	W-L RECORDS	RPI 51-100	RPI 101-150	RPI 150+				
7- 23	0- 8	0- 5	OVERALL	2- 7	0- 2	5- 1				
7- 9	0- 4	0- 2	HOME	2- 3	0- 0	5- 0				
0- 13	0- 4	0- 2	AWAY	0- 4	0- 2	0- 1				
0- 1	0- 0	0- 1	NEUTRAL	0- 0	0- 0	0- 0				
5- 6	0- 2	0- 2	NON-CONFERENCE	0- 0	0- 1	5- 1				
5- 2	0- 1	0- 1	HOME	0- 0	0- 0	5- 0				
0- 4	0- 1	0- 1	AWAY	0- 0	0- 1	0- 1				
0- 0	0- 0	0- 0	NEUTRAL	0- 0	0- 0	0- 0				
2- 17	0- 6	0- 3	CONFERENCE	2- 7	0- 1	0- 0				
2- 7	0- 3	0- 1	HOME	2- 3	0- 0	0- 0				
0- 9	0- 3	0- 1	AWAY	0- 4	0- 1	0- 0				
0- 1	0- 0	0- 1	NEUTRAL	0- 0	0- 0	0- 0				

RPI S Opponent	Score	RPI S Opponent	Score	RPI S Opponent	Score	RPI S Opponent	Score	Team's RPI: 201
5 A Oregon St.	50 73	33 A Washington	47 68	55 H Southern California	66 63	124 A Long Beach St.	42 59	
5 H Oregon St.	47 61	33 H Washington	74 76	84 A Oregon	70 77	124 A Arizona	52 63	
9 H UCLA	64 82	33 N Washington	51 67	84 H Oregon	46 59	182 H Northern Colo.	63 41	
10 A Stanford	56 71	43 A Colorado St.	63 64	86 A California	35 64	208 H Presbyterian	72 60	
10 H Stanford	49 80	44 H Missouri	75 79	86 H California	78 57	221 H Massachusetts	90 63	
11 A Arizona St.	37 64			88 A Utah	55 71	242 H Loyola Marymount	92 81	
12 A Kentucky	61 86			88 H Utah	68 76	258 A Wyoming	68 77	
25 H Florida	61 83			97 A Washington St.	70 83	310 H Northern Ariz.	90 66	
				97 H Washington St.	66 74			
LAST 12 Division I GAMES:								
33 N Washington	51 67	5 A Oregon St.	50 73					
33 A Washington	47 68	88 H Utah	68 76					
97 A Washington St.	70 83	88 A Utah	55 71					
86 H California	78 57	55 H Southern California	66 63					
10 H Stanford	49 80	9 H UCLA	64 82					
84 A Oregon	70 77	5 H Oregon St.	47 61					

Non-Div I Games:

Colorado

Loss, Non-Conf, S Site, H Home A Away N Neutral

Colorado St.

Through Games Of March 9, 2016

Average RPI Win:	223	WON-LOST	WINNING	LAST 10	STRENGTH OF	OPP. STRENGTH	TEAM	ADJ.	CONF.	ADJ CONF.
Average RPI Loss:	27	RECORD	PCT. RANK	GAMES	SCHEDULE	OF SCHEDULE	RPI	RPI	RPI	RPI
DIV. I ONLY	28- 1	5	10- 0	286	197	43	43	20	20	
DIV. I NON-CONF.	8- 1	23	0- 0	225	159	49	49	20	20	
TOTALS	RPI 1-25	RPI 26-50	W-L RECORDS	RPI 51-100	RPI 101-150	RPI 150+				
28- 1	1- 0	0- 1	OVERALL	0- 0	1- 0	26- 0				
13- 0	1- 0	0- 0	HOME	0- 0	1- 0	11- 0				
12- 1	0- 0	0- 1	AWAY	0- 0	0- 0	12- 0				
3- 0	0- 0	0- 0	NEUTRAL	0- 0	0- 0	3- 0				
8- 1	1- 0	0- 1	NON-CONFERENCE	0- 0	0- 0	7- 0				
4- 0	1- 0	0- 0	HOME	0- 0	0- 0	3- 0				
3- 1	0- 0	0- 1	AWAY	0- 0	0- 0	3- 0				
1- 0	0- 0	0- 0	NEUTRAL	0- 0	0- 0	1- 0				
20- 0	0- 0	0- 0	CONFERENCE	0- 0	1- 0	19- 0				
9- 0	0- 0	0- 0	HOME	0- 0	1- 0	8- 0				
9- 0	0- 0	0- 0	AWAY	0- 0	0- 0	9- 0				
2- 0	0- 0	0- 0	NEUTRAL	0- 0	0- 0	2- 0				

RPI 1-25				RPI 26-50				Team's RPI: 43	RPI 51-100				RPI 101+			
RPI	S	Opponent	Score	RPI	S	Opponent	Score		RPI	S	Opponent	Score	RPI	S	Opponent	Score
16	H	BYU	61 55	27	A	Penn	48 49						106	H	Fresno St.	68 55
													153	A	Boise St.	83 51
													153	H	Boise St.	68 64
													164	A	New Mexico	49 48
													164	N	New Mexico	60 42
													170	H	Montana	75 43
													182	A	Northern Colo.	62 46
													199	A	San Jose St.	80 78
													199	H	San Jose St.	76 54
													201	H	Colorado	64 63
													209	A	UNLV	64 56
													209	H	UNLV	83 52
													230	A	Utah St.	69 49
													230	H	Utah St.	91 64
													233	A	Navy	82 73
													234	A	San Diego St.	60 57
													234	H	San Diego St.	70 54
													234	N	San Diego St.	53 41
													253	N	Morgan St.	54 36
													258	A	Wyoming	62 57
													258	H	Wyoming	63 42
													303	A	Denver	74 46
													325	A	Nevada	64 37
													325	H	Nevada	74 56
													330	H	Incarnate Word	60 37
													341	A	Air Force	81 48
LAST 12 Division I GAMES:																
				164	N	New Mexico	60 42		258	A	Wyoming	62 57				
				234	N	San Diego St.	53 41		230	H	Utah St.	91 64				
				341	A	Air Force	81 48		209	H	UNLV	83 52				
				106	H	Fresno St.	68 55		153	A	Boise St.	83 51				
				325	H	Nevada	74 56		325	A	Nevada	64 37				
				164	A	New Mexico	49 48		234	H	San Diego St.	70 54				

Non-Div I Games: Okla. Panhandle 90 45 Western St. 84 42

Colorado St.

Loss, Non-Conf, S Site, H Home A Away N Neutral



RPI	S	Opponent	Score
341	H	Air Force	71 47

Colorado St.

C  
o  
l  
o  
r  
a  
d  
o  
s  
t  
.

C  
o  
l  
o  
r  
a  
d  
o  
s  
t  
.

Average RPI Win:	270	WON-LOST	WINNING	LAST 10	STRENGTH OF	OPP. STRENGTH	TEAM	ADJ.	CONF.	ADJ CONF.
Average RPI Loss:	126	RECORD	PCT. RANK	GAMES	SCHEDULE	OF SCHEDULE	RPI	RPI	RPI	RPI
DIV. I ONLY	11- 17	238	1- 9	216	183	249	249	10	10	
DIV. I NON-CONF.	10- 4	86	0- 0	318	322	169	169	12	12	
TOTALS	RPI 1-25	RPI 26-50	W-L RECORDS	RPI 51-100	RPI 101-150	RPI 150+				
11- 17	0- 1	0- 4	OVERALL	0- 2	0- 1	11- 9				
7- 7	0- 0	0- 2	HOME	0- 1	0- 0	7- 4				
4- 9	0- 1	0- 2	AWAY	0- 1	0- 0	4- 5				
0- 1	0- 0	0- 0	NEUTRAL	0- 0	0- 1	0- 0				
10- 4	0- 1	0- 0	NON-CONFERENCE	0- 0	0- 1	10- 2				
6- 1	0- 0	0- 0	HOME	0- 0	0- 0	6- 1				
4- 2	0- 1	0- 0	AWAY	0- 0	0- 0	4- 1				
0- 1	0- 0	0- 0	NEUTRAL	0- 0	0- 1	0- 0				
1- 13	0- 0	0- 4	CONFERENCE	0- 2	0- 0	1- 7				
1- 6	0- 0	0- 2	HOME	0- 1	0- 0	1- 3				
0- 7	0- 0	0- 2	AWAY	0- 1	0- 0	0- 4				
0- 0	0- 0	0- 0	NEUTRAL	0- 0	0- 0	0- 0				

RPI 1-25				RPI 26-50				RPI 51-100				RPI 101+				Team's RPI: 249	
RPI	S	Opponent	Score	RPI	S	Opponent	Score	RPI	S	Opponent	Score	RPI	S	Opponent	Score		
11	A	Arizona St.	49 70	27	A	Penn	51 71	93	A	Harvard	54 84	113	N	Toledo	75 88		
				27	H	Penn	42 60	93	H	Harvard	66 69	156	H	Stony Brook	71 79		
				38	A	Princeton	54 86					157	A	Yale	49 67		
				38	H	Princeton	48 77					157	H	Yale	77 71		
												167	A	Cornell	73 84		
												167	H	Cornell	59 66		
												184	A	UMBC	70 68		
												207	A	Brown	64 91		
												207	H	Brown	63 73		
												212	A	Rhode Island	56 57		
												214	A	Dartmouth	53 63		
												214	H	Dartmouth	73 76		
												219	H	Binghamton	71 64		
												222	H	Loyola Maryland	63 53		
												263	H	Saint Francis (PA)	82 78		
												278	H	Vermont	73 56		
												314	A	Fairleigh Dickinson	87 83		
												320	A	UMass Lowell	67 57		
												324	A	LIU Brooklyn	84 74		
												342	H	NJIT	72 52		
												344	H	Wagner	67 48		
LAST 12 Division I GAMES:																	
				157	A	Yale	49 67	38	A	Princeton	54 86						
				207	A	Brown	64 91	27	A	Penn	51 71						
				27	H	Penn	42 60	207	H	Brown	63 73						
				38	H	Princeton	48 77	157	H	Yale	77 71						
				214	A	Dartmouth	53 63	93	H	Harvard	66 69						
				93	A	Harvard	54 84	214	H	Dartmouth	73 76						

Non-Div I Games: Central Penn 102 18

Columbia

■ Loss, 
 ■ Non-Conf, S Site, 
 ■ Home 
 ■ Away 
 N Neutral

Coppin St.				Through Games Of March 9, 2010						
Average RPI Win:	303	WON-LOST	WINNING	LAST 10	STRENGTH OF	OPP. STRENGTH	TEAM	ADJ.	CONF.	ADJ CONF.
Average RPI Loss:	166	RECORD	PCT. RANK	GAMES	SCHEDULE	OF SCHEDULE	RPI	RPI	RPI	RPI
DIV. I ONLY	14- 14	164	6- 4	329	307	243	243	32	32	
DIV. I NON-CONF.	3- 8	258	0- 0	108	71	194	194	30	30	
TOTALS	RPI 1-25		RPI 26-50	W-L RECORDS		RPI 51-100	RPI 101-150		RPI 150+	
14- 14	0- 2		0- 1	OVERALL		0- 2	0- 2		14- 7	
8- 2	0- 0		0- 0	HOME		0- 0	0- 0		8- 2	
4- 11	0- 2		0- 1	AWAY		0- 1	0- 2		4- 5	
2- 1	0- 0		0- 0	NEUTRAL		0- 1	0- 0		2- 0	
3- 8	0- 2		0- 1	NON-CONFERENCE		0- 2	0- 2		3- 1	
1- 1	0- 0		0- 0	HOME		0- 0	0- 0		1- 1	
1- 6	0- 2		0- 1	AWAY		0- 1	0- 2		1- 0	
1- 1	0- 0		0- 0	NEUTRAL		0- 1	0- 0		1- 0	
11- 6	0- 0		0- 0	CONFERENCE		0- 0	0- 0		11- 6	
7- 1	0- 0		0- 0	HOME		0- 0	0- 0		7- 1	
3- 5	0- 0		0- 0	AWAY		0- 0	0- 0		3- 5	
1- 0	0- 0		0- 0	NEUTRAL		0- 0	0- 0		1- 0	

RPI 1-25					
RPI	S	Opponent	Score		
13	A	Syracuse	56	88	
22	A	West Virginia	64	96	
RPI 26-50					
RPI	S	Opponent	Score		
26	A	Miami (FL)	59	78	
RPI 51-100					
RPI	S	Opponent	Score		
57	N	Auburn	54	69	
72	A	VCU	42	73	
RPI 101+					
RPI	S	Opponent	Score		
109	A	Virginia	40	75	
122	A	Virginia Tech	39	72	
184	H	UMBC	61	68	
204	H	Hampton	68	64	
211	H	N.C. A&T	65	59	
252	A	Bethune-Cookman	56	69	
253	A	Morgan St.	51	72	
253	H	Morgan St.	82	38	
280	H	UMES	61	54	
285	A	Towson	81	69	
288	A	South Carolina St.	63	67	
296	A	Florida A&M	73	79	
299	A	Savannah St.	55	57	
317	H	Mt. St. Mary's	66	55	
323	A	Delaware St.	54	49	
323	H	Delaware St.	84	79	
328	A	Howard	83	67	
328	H	Howard	69	71	
329	N	Lafayette	64	57	
347	A	Norfolk St.	56	47	
347	H	Norfolk St.	69	44	
347	N	Norfolk St.	78	54	
348	H	N.C. Central	63	46	
Team's RPI: 243					
LAST 12 Division I GAMES:					
347	N	Norfolk St.	78	54	
323	A	Delaware St.	54	49	
253	H	Morgan St.	82	38	
347	A	Norfolk St.	56	47	
204	H	Hampton	68	64	
323	H	Delaware St.	84	79	
328	H	Howard	69	71	
299	A	Savannah St.	55	57	
288	A	South Carolina St.	63	67	
253	A	Morgan St.	51	72	
280	H	UMES	61	54	
348	H	N.C. Central	63	46	

Non-Div I Games:      Bowie St.

Coppin St.

■ Loss, ■ Non-Conf, S Site, H Home A Away N Neutral

Average RPI Win: <b>233</b>	WON-LOST	WINNING	LAST 10	STRENGTH OF	OPP. STRENGTH	TEAM	ADJ.	CONF.	ADJ CONF.
Average RPI Loss: <b>131</b>	RECORD	PCT. RANK	GAMES	SCHEDULE	OF SCHEDULE	RPI	RPI	RPI	RPI
DIV. I ONLY	<b>14- 14</b>	<b>164</b>	<b>3- 7</b>	<b>173</b>	<b>172</b>	<b>167</b>	<b>167</b>	<b>10</b>	<b>10</b>
DIV. I NON-CONF.	<b>8- 6</b>	<b>136</b>	<b>0- 0</b>	<b>291</b>	<b>299</b>	<b>202</b>	<b>202</b>	<b>12</b>	<b>12</b>
TOTALS	RPI 1-25	RPI 26-50	W-L RECORDS	RPI 51-100	RPI 101-150	RPI 150+			
14- 14	0- 1	1- 3	OVERALL	0- 2	0- 2	13- 6			
11- 3	0- 0	1- 1	HOME	0- 1	0- 0	10- 1			
3- 11	0- 1	0- 2	AWAY	0- 1	0- 2	3- 5			
0- 0	0- 0	0- 0	NEUTRAL	0- 0	0- 0	0- 0			
8- 6	0- 1	0- 0	NON-CONFERENCE	0- 0	0- 2	8- 3			
6- 1	0- 0	0- 0	HOME	0- 0	0- 0	6- 1			
2- 5	0- 1	0- 0	AWAY	0- 0	0- 2	2- 2			
0- 0	0- 0	0- 0	NEUTRAL	0- 0	0- 0	0- 0			
6- 8	0- 0	1- 3	CONFERENCE	0- 2	0- 0	5- 3			
5- 2	0- 0	1- 1	HOME	0- 1	0- 0	4- 0			
1- 6	0- 0	0- 2	AWAY	0- 1	0- 0	1- 3			
0- 0	0- 0	0- 0	NEUTRAL	0- 0	0- 0	0- 0			

RPI 1-25				RPI 26-50				RPI 51-100				RPI 101+ Team's RPI: 167			
RPI	S	Opponent	Score	RPI	S	Opponent	Score	RPI	S	Opponent	Score	RPI	S	Opponent	Score
10	A	Stanford	38 <b>93</b>	27	A	Penn	50 <b>65</b>	93	A	Harvard	63 <b>68</b>	121	A	Buffalo	41 <b>59</b>
				27	H	Penn	51 46	93	H	Harvard	56 <b>65</b>	135	A	Marshall	47 <b>73</b>
				38	A	Princeton	51 <b>71</b>					156	H	Stony Brook	49 <b>58</b>
				38	H	Princeton	57 <b>94</b>					157	A	Yale	38 <b>56</b>
												157	H	Yale	74 63
												196	H	Fairfield	59 35
												207	A	Brown	69 <b>91</b>
												207	H	Brown	85 70
												214	A	Dartmouth	52 <b>60</b>
												214	H	Dartmouth	71 58
												218	A	Hartford	50 <b>53</b>
												219	H	Binghamton	64 57
												235	A	Bryant	70 62
												249	A	Columbia	66 59
												249	H	Columbia	84 73
												263	H	Saint Francis (PA)	75 69
												285	H	Towson	88 60
												293	H	Colgate	73 60
												323	H	Delaware St.	71 62
												328	A	Howard	74 <b>76</b>
												339	A	Cal St. Fullerton	59 47
LAST 12 Division I GAMES:															
207	A	Brown	69 <b>91</b>	27	A	Penn	50 <b>65</b>								
157	A	Yale	38 <b>56</b>	38	A	Princeton	51 <b>71</b>								
38	H	Princeton	57 <b>94</b>	157	H	Yale	74 63								
27	H	Penn	51 46	207	H	Brown	85 70								
93	A	Harvard	63 <b>68</b>	214	H	Dartmouth	71 58								
214	A	Dartmouth	52 <b>60</b>	93	H	Harvard	56 <b>65</b>								

Non-Div I Games:

Cornell

Creighton

Through Games Of March 9, 2016

Average RPI Win:	148	WON-LOST	WINNING	LAST 10	STRENGTH OF	OPP. STRENGTH	TEAM	ADJ.	CONF.	ADJ CONF.
Average RPI Loss:	95	RECORD	PCT. RANK	GAMES	SCHEDULE	OF SCHEDULE	RPI	RPI	RPI	RPI
DIV. I ONLY	17- 17	164	5- 5	79	73	114	114	6	6	
DIV. I NON-CONF.	6- 6	160	0- 0	117	106	134	134	6	6	
TOTALS	RPI 1-25	RPI 26-50	W-L RECORDS	RPI 51-100	RPI 101-150	RPI 150+				
17- 17	0- 0	2- 7	OVERALL	5- 5	1- 2	9- 3				
8- 5	0- 0	0- 4	HOME	3- 0	0- 1	5- 0				
4- 10	0- 0	1- 2	AWAY	1- 4	0- 1	2- 3				
5- 2	0- 0	1- 1	NEUTRAL	1- 1	1- 0	2- 0				
6- 6	0- 0	0- 1	NON-CONFERENCE	1- 4	1- 0	4- 1				
3- 1	0- 0	0- 1	HOME	1- 0	0- 0	2- 0				
1- 4	0- 0	0- 0	AWAY	0- 3	0- 0	1- 1				
2- 1	0- 0	0- 0	NEUTRAL	0- 1	1- 0	1- 0				
11- 11	0- 0	2- 6	CONFERENCE	4- 1	0- 2	5- 2				
5- 4	0- 0	0- 3	HOME	2- 0	0- 1	3- 0				
3- 6	0- 0	1- 2	AWAY	1- 1	0- 1	1- 2				
3- 1	0- 0	1- 1	NEUTRAL	1- 0	0- 0	1- 0				

RPI S	Opponent	Score	RPI S	Opponent	Score	RPI S	Opponent	Score	RPI S	Opponent	Score	Team's RPI: 114
			29 A DePaul	63 81		56 A Villanova	65 62		101 A Georgetown	57 69		
			29 H DePaul	52 78		56 H Villanova	53 48		101 H Georgetown	44 57		
			41 A Seton Hall	71 77		56 N Villanova	57 48		148 N East Carolina	91 66		
			41 H Seton Hall	82 86		88 A Utah	58 74		161 H Marist	89 46		
			41 N Seton Hall	77 56		94 H UNI	69 61		168 A Xavier	55 57		
			42 A St. John's (NY)	64 57		95 A Nebraska	63 65		168 H Xavier	74 47		
			42 H St. John's (NY)	55 66		98 A Drake	72 81		169 N Eastern Wash.	66 60		
			42 N St. John's (NY)	37 50		99 N Northwestern	52 75		183 A Butler	52 42		
			50 H South Dakota St.	51 53		100 A Marquette	72 79		183 H Butler	77 49		
						100 H Marquette	83 81		220 A Kansas	54 67		
									238 A Omaha	69 46		
									265 A Providence	59 61		
									265 H Providence	72 48		
									265 N Providence	70 53		
									291 H Wichita St.	79 54		
LAST 12 Division I GAMES:												
			42 N St. John's (NY)	37 50		29 H DePaul	52 78					
			41 N Seton Hall	77 56		100 H Marquette	83 81					
			56 N Villanova	57 48		265 A Providence	59 61					
			265 N Providence	70 53		168 A Xavier	55 57					
			42 A St. John's (NY)	64 57		183 A Butler	52 42					
			41 A Seton Hall	71 77		101 H Georgetown	44 57					

Non-Div I Games:

Creighton

Loss, Non-Conf, S Site, H Home A Away N Neutral

Average RPI Win: <b>231</b>	WON-LOST	WINNING	LAST 10	STRENGTH OF	OPP. STRENGTH	TEAM	ADJ.	CONF.	ADJ CONF.
Average RPI Loss: <b>137</b>	RECORD	PCT. RANK	GAMES	SCHEDULE	OF SCHEDULE	RPI	RPI	RPI	RPI
DIV. I ONLY	<b>12- 18</b>	<b>232</b>	<b>5- 5</b>	<b>168</b>	<b>166</b>	<b>214</b>	<b>214</b>	<b>10</b>	<b>10</b>
DIV. I NON-CONF.	<b>5- 11</b>	<b>244</b>	<b>0- 0</b>	<b>299</b>	<b>279</b>	<b>291</b>	<b>291</b>	<b>12</b>	<b>12</b>
TOTALS	RPI 1-25	RPI 26-50	W-L RECORDS	RPI 51-100	RPI 101-150	RPI 150+			
12- 18	0- 1	0- 4	OVERALL	1- 3	0- 2	11- 8			
5- 9	0- 0	0- 2	HOME	0- 2	0- 0	5- 5			
7- 7	0- 1	0- 2	AWAY	1- 1	0- 0	6- 3			
0- 2	0- 0	0- 0	NEUTRAL	0- 0	0- 2	0- 0			
5- 11	0- 1	0- 0	NON-CONFERENCE	0- 2	0- 2	5- 6			
2- 5	0- 0	0- 0	HOME	0- 1	0- 0	2- 4			
3- 4	0- 1	0- 0	AWAY	0- 1	0- 0	3- 2			
0- 2	0- 0	0- 0	NEUTRAL	0- 0	0- 2	0- 0			
7- 7	0- 0	0- 4	CONFERENCE	1- 1	0- 0	6- 2			
3- 4	0- 0	0- 2	HOME	0- 1	0- 0	3- 1			
4- 3	0- 0	0- 2	AWAY	1- 0	0- 0	3- 1			
0- 0	0- 0	0- 0	NEUTRAL	0- 0	0- 0	0- 0			

RPI 1-25				RPI 26-50				RPI 51-100				RPI 101+				Team's RPI: 214	
RPI	S	Opponent	Score	RPI	S	Opponent	Score	RPI	S	Opponent	Score	RPI	S	Opponent	Score		
14	A	Louisville	52 94	27	A	Penn	50 65	63	H	Maine	41 59	143	N	Jacksonville	44 51		
				27	H	Penn	41 56	81	A	Drexel	53 69	145	N	McNeese St.	56 78		
				38	A	Princeton	42 68	93	A	Harvard	70 64	157	A	Yale	68 63		
				38	H	Princeton	48 85	93	H	Harvard	43 56	157	H	Yale	62 65		
												167	A	Cornell	58 71		
												167	H	Cornell	60 52		
												202	A	Oakland	60 78		
												207	A	Brown	63 50		
												207	H	Brown	60 56		
												212	H	Rhode Island	41 57		
												218	A	Hartford	43 36		
												232	H	New Hampshire	57 61		
												249	A	Columbia	76 73		
												249	H	Columbia	63 53		
												254	A	Holy Cross	60 54		
												272	H	American	41 45		
												276	A	Central Conn. St.	55 59		
												278	H	Vermont	54 56		
												290	H	Niagara	60 47		
												342	A	NJIT	46 39		
												343	H	Boston U.	72 52		
LAST 12 Division I GAMES:																	
				38	A	Princeton	42 68	207	A	Brown	63 50						
				27	A	Penn	50 65	157	A	Yale	68 63						
				157	H	Yale	62 65	27	H	Penn	41 56						
				207	H	Brown	60 56	38	H	Princeton	48 85						
				249	H	Columbia	63 53	167	A	Cornell	58 71						
				167	H	Cornell	60 52	249	A	Columbia	76 73						

Non-Div I Games:

Dartmouth

## Davidson

Through Games Of March 9, 2016

Average RPI Win:	224	WON-LOST	WINNING	LAST 10	STRENGTH OF	OPP. STRENGTH	TEAM	ADJ.	CONF.	ADJ CONF.
Average RPI Loss:	100	RECORD	PCT. RANK	GAMES	SCHEDULE	OF SCHEDULE	RPI	RPI	RPI	RPI
DIV. I ONLY	11- 19	247	2- 8	111	102	188	188	7	7	
DIV. I NON-CONF.	6- 7	176	0- 0	201	173	178	178	8	8	
TOTALS	RPI 1-25	RPI 26-50	W-L RECORDS	RPI 51-100	RPI 101-150	RPI 150+				
11- 19	0- 3	0- 3	OVERALL	1- 5	0- 2	10- 6				
4- 9	0- 3	0- 1	HOME	0- 3	0- 0	4- 2				
6- 9	0- 0	0- 2	AWAY	1- 2	0- 2	5- 3				
1- 1	0- 0	0- 0	NEUTRAL	0- 0	0- 0	1- 1				
6- 7	0- 1	0- 2	NON-CONFERENCE	0- 1	0- 1	6- 2				
2- 3	0- 1	0- 0	HOME	0- 1	0- 0	2- 1				
3- 4	0- 0	0- 2	AWAY	0- 0	0- 1	3- 1				
1- 0	0- 0	0- 0	NEUTRAL	0- 0	0- 0	1- 0				
5- 12	0- 2	0- 1	CONFERENCE	1- 4	0- 1	4- 4				
2- 6	0- 2	0- 1	HOME	0- 2	0- 0	2- 1				
3- 5	0- 0	0- 0	AWAY	1- 2	0- 1	2- 2				
0- 1	0- 0	0- 0	NEUTRAL	0- 0	0- 0	0- 1				

RPI	S	Opponent	Score	RPI	S	Opponent	Score	RPI	S	Opponent	Score	RPI	S	Opponent	Score	Team's RPI: 188
17	H	Michigan St.	44 73	34	A	James Madison	45 87	54	A	Saint Louis	51 88	116	A	Saint Joseph's	54 87	
18	H	Duquesne	62 77	36	H	St. Bonaventure	47 59	54	H	Saint Louis	50 79	140	A	Wake Forest	58 77	
21	H	George Washington	60 79	47	A	North Carolina St.	42 58	72	A	VCU	56 50	163	A	Fordham	40 51	
								72	H	VCU	59 74	163	H	Fordham	69 51	
								76	H	Charlotte	88 99	165	H	ETSU	58 65	
								85	A	Dayton	66 77	166	H	George Mason	68 63	
												174	A	Radford	68 79	
												198	A	Richmond	67 59	
												198	N	Richmond	51 70	
												212	A	Rhode Island	62 78	
												215	A	Furman	69 51	
												221	H	Massachusetts	62 66	
												251	A	High Point	62 60	
												259	N	Bowling Green	60 56	
												274	A	UNCW	77 50	
												281	A	La Salle	66 58	
												288	H	South Carolina St.	63 51	
												301	H	Western Caro.	64 51	
LAST 12 Division I GAMES:																
198	N	Richmond	51 70	18	H	Duquesne	62 77									
72	H	VCU	59 74	166	H	George Mason	68 63									
116	A	Saint Joseph's	54 87	85	A	Dayton	66 77									
221	H	Massachusetts	62 66	21	H	George Washington	60 79									
54	A	Saint Louis	51 88	212	A	Rhode Island	62 78									
198	A	Richmond	67 59	163	H	Fordham	69 51									

Non-Div I Games:

Davidson

■ Loss, 
■ Non-Conf, 
■ S Site, 
■ H Home 
■ A Away 
N Neutral

Average RPI Win:	142	WON-LOST	WINNING	LAST 10	STRENGTH OF	OPP. STRENGTH	TEAM	ADJ.	CONF.	ADJ CONF.
Average RPI Loss:	64	RECORD	PCT. RANK	GAMES	SCHEDULE	OF SCHEDULE	RPI	RPI	RPI	RPI
DIV. I ONLY	14- 14	164	5- 5	16	70	85	85	7	7	
DIV. I NON-CONF.	7- 4	110	0- 0	10	7	24	24	8	8	
TOTALS	RPI 1-25	RPI 26-50	W-L RECORDS	RPI 51-100	RPI 101-150	RPI 150+				
14- 14	1- 6	1- 1	OVERALL	2- 4	2- 1	8- 2				
7- 6	0- 2	1- 1	HOME	1- 2	0- 1	5- 0				
5- 6	0- 3	0- 0	AWAY	0- 2	2- 0	3- 1				
2- 2	1- 1	0- 0	NEUTRAL	1- 0	0- 0	0- 1				
7- 4	1- 2	1- 0	NON-CONFERENCE	2- 1	1- 1	2- 0				
4- 1	0- 0	1- 0	HOME	1- 0	0- 1	2- 0				
1- 2	0- 1	0- 0	AWAY	0- 1	1- 0	0- 0				
2- 1	1- 1	0- 0	NEUTRAL	1- 0	0- 0	0- 0				
7- 10	0- 4	0- 1	CONFERENCE	0- 3	1- 0	6- 2				
3- 5	0- 2	0- 1	HOME	0- 2	0- 0	3- 0				
4- 4	0- 2	0- 0	AWAY	0- 1	1- 0	3- 1				
0- 1	0- 0	0- 0	NEUTRAL	0- 0	0- 0	0- 1				

RPI S	Opponent	Score	RPI S	Opponent	Score	RPI S	Opponent	Score	RPI S	Opponent	Score
10 N	Stanford	66 74	36 H	St. Bonaventure	54 59	54 A	Saint Louis	56 70	113 A	Toledo	83 57
14 N	Louisville	79 66	38 H	Princeton	85 81	54 H	Saint Louis	52 55	115 H	Gonzaga	47 57
18 A	Duquesne	58 89				63 N	Maine	58 37	116 A	Saint Joseph's	71 61
18 H	Duquesne	72 76				66 A	Purdue	58 61	157 H	Yale	81 75
21 A	George Washington	62 72				72 H	VCU	72 74	163 H	Fordham	77 55
21 H	George Washington	61 62				75 H	Vanderbilt	81 56	166 H	George Mason	81 58
23 A	Green Bay	52 68							166 N	George Mason	62 66
									188 H	Davidson	77 66
									197 H	Wisconsin	87 64
									198 A	Richmond	60 48
									212 A	Rhode Island	67 53
									221 A	Massachusetts	69 76
									281 A	La Salle	67 51
LAST 12 Division I GAMES:											
166 N	George Mason	62 66	166 H	George Mason	81 58						
163 H	Fordham	77 55	212 A	Rhode Island	67 53						
54 H	Saint Louis	52 55	188 H	Davidson	77 66						
18 H	Duquesne	72 76	281 A	La Salle	67 51						
221 A	Massachusetts	69 76	116 A	Saint Joseph's	71 61						
21 A	George Washington	62 72	36 H	St. Bonaventure	54 59						

Non-Div I Games:

Dayton

  Loss, 
  Non-Conf, 
  S Site, 
  H Home 
  A Away 
N Neutral



DePaul				Through Games Of March 9, 2016						
Average RPI Win:	141	WON-LOST	WINNING	LAST 10	STRENGTH OF	OPP. STRENGTH	TEAM	ADJ.	CONF.	ADJ CONF.
Average RPI Loss:	46	RECORD	PCT. RANK	GAMES	SCHEDULE	OF SCHEDULE	RPI	RPI	RPI	RPI
DIV. I ONLY	25- 8	47	9- 1	35	67	29	29	6	6	
DIV. I NON-CONF.	8- 5	120	0- 0	14	30	47	47	6	6	
TOTALS	RPI 1-25	RPI 26-50	W-L RECORDS	RPI 51-100	RPI 101-150	RPI 150+				
25- 8	1- 3	5- 3	OVERALL	4- 1	5- 0	10- 1				
14- 5	0- 1	3- 2	HOME	1- 1	3- 0	7- 1				
11- 3	1- 2	2- 1	AWAY	3- 0	2- 0	3- 0				
0- 0	0- 0	0- 0	NEUTRAL	0- 0	0- 0	0- 0				
8- 5	1- 3	2- 1	NON-CONFERENCE	1- 0	1- 0	3- 1				
6- 2	0- 1	2- 0	HOME	0- 0	1- 0	3- 1				
2- 3	1- 2	0- 1	AWAY	1- 0	0- 0	0- 0				
0- 0	0- 0	0- 0	NEUTRAL	0- 0	0- 0	0- 0				
17- 3	0- 0	3- 2	CONFERENCE	3- 1	4- 0	7- 0				
8- 3	0- 0	1- 2	HOME	1- 1	2- 0	4- 0				
9- 0	0- 0	2- 0	AWAY	2- 0	2- 0	3- 0				
0- 0	0- 0	0- 0	NEUTRAL	0- 0	0- 0	0- 0				

D

e  
p  
a  
u  
l

RPI 1-25				RPI 26-50				Team's RPI: 29				RPI 51-100				RPI 101+			
RPI	S	Opponent	Score	RPI	S	Opponent	Score	RPI	S	Opponent	Score	RPI	S	Opponent	Score	RPI	S	Opponent	Score
1	A	Notre Dame	90 95	36	H	St. Bonaventure	77 54	56	A	Villanova	75 47	101	A	Georgetown	80 66				
2	A	Baylor	72 86	41	A	Seton Hall	86 74	56	H	Villanova	60 64	101	H	Georgetown	75 53				
3	H	UConn	70 86	41	H	Seton Hall	74 83	99	A	Northwestern	77 64	114	A	Creighton	78 52				
19	A	Texas A&M	80 66	42	A	St. John's (NY)	71 61	100	A	Marquette	98 65	114	H	Creighton	81 63				
				42	H	St. John's (NY)	77 71	100	H	Marquette	91 86	137	H	Southern Ill.	105 61				
				42	H	St. John's (NY)	66 75					168	A	Xavier	70 53				
				45	H	Indiana	84 69					168	H	Xavier	82 52				
				50	A	South Dakota St.	79 88					173	H	Loyola Chicago	75 88				
LAST 12 Division I GAMES:																			
				42	H	St. John's (NY)	66 75	168	H	Xavier	82 52								
				183	H	Butler	76 49	101	A	Georgetown	80 66								
				100	A	Marquette	98 65	56	A	Villanova	75 47								
				114	A	Creighton	78 52	42	H	St. John's (NY)	77 71								
				265	A	Providence	91 68	41	H	Seton Hall	74 83								
				183	H	Butler	102 63	265	H	Providence	96 50								






























































Non-Div I Games:

DePaul

Delaware





Through Games Of March 9, 2016

Average RPI Win: <b>231</b>	WON-LOST	WINNING	LAST 10	STRENGTH OF	OPP. STRENGTH	TEAM	ADJ.	CONF.	ADJ CONF.
Average RPI Loss: <b>109</b>	RECORD	PCT. RANK	GAMES	SCHEDULE	OF SCHEDULE	RPI	RPI	RPI	RPI
DIV. I ONLY	15- 14	160	5- 5	209	132	162	162	12	12
DIV. I NON-CONF.	5- 6	180	0- 0	303	188	226	226	11	11
TOTALS	RPI 1-25	RPI 26-50	W-L RECORDS	RPI 51-100	RPI 101-150	RPI 150+			
15- 14	0- 0	0- 2	OVERALL	1- 6	0- 2	14- 4			
8- 4	0- 0	0- 1	HOME	1- 2	0- 1	7- 0			
6- 9	0- 0	0- 1	AWAY	0- 4	0- 1	6- 3			
1- 1	0- 0	0- 0	NEUTRAL	0- 0	0- 0	1- 1			
5- 6	0- 0	0- 0	NON-CONFERENCE	0- 1	0- 2	5- 3			
2- 1	0- 0	0- 0	HOME	0- 0	0- 1	2- 0			
2- 4	0- 0	0- 0	AWAY	0- 1	0- 1	2- 2			
1- 1	0- 0	0- 0	NEUTRAL	0- 0	0- 0	1- 1			
10- 8	0- 0	0- 2	CONFERENCE	1- 5	0- 0	9- 1			
6- 3	0- 0	0- 1	HOME	1- 2	0- 0	5- 0			
4- 5	0- 0	0- 1	AWAY	0- 3	0- 0	4- 1			
0- 0	0- 0	0- 0	NEUTRAL	0- 0	0- 0	0- 0			

RPI S	Opponent	Score	RPI S	Opponent	Score	RPI S	Opponent	Score	RPI S	Opponent	Score	Team's RPI: 162
			34  James Madison	55  <b>75</b>		65  Hofstra	49  <b>58</b>		101  Georgetown	50  <b>61</b>		
			34  James Madison	43  <b>65</b>		65  Hofstra	54 47		148  East Carolina	58  <b>68</b>		
						81  Drexel	43  <b>47</b>		158  Northeastern	54  <b>57</b>		
						81  Drexel	53  <b>54</b>		158  Northeastern	59 52		
						89  Elon	45  <b>62</b>		161  Marist	56 50		
						89  Elon	64  <b>66</b>		163  Fordham	55 48		
						90  Bucknell	51  <b>80</b>		166  George Mason	83  <b>90</b>		
									194  Robert Morris	50  <b>53</b>		
									197 N  Wisconsin	52  <b>54</b>		
									215  William & Mary	69 53		
									215  William & Mary	67 63		
									224  Col. of Charleston	63 47		
									224  Col. of Charleston	72 55		
									274  UNCW	56 44		
									274  UNCW	67 59		
									278  Vermont	71 60		
									285  Towson	66 62		
									285  Towson	69 64		
									322 N  North Dakota St.	62 50		
									329  Lafayette	67 47		
LAST 12 Division I GAMES:												
			34  James Madison	43  <b>65</b>		224  Col. of Charleston	72 55					
			274  UNCW	56 44		89  Elon	64  <b>66</b>					
			89  Elon	45  <b>62</b>		285  Towson	66 62					
			65  Hofstra	54 47		81  Drexel	43  <b>47</b>					
			158  Northeastern	54  <b>57</b>		34  James Madison	55  <b>75</b>					
			215  William & Mary	69 53		215  William & Mary	67 63					

Non-Div I Games:

Delaware

 Loss,  Non-Conf, S Site,  Home  Away N Neutral

Average RPI Win:	303	WON-LOST	WINNING	LAST 10	STRENGTH OF	OPP. STRENGTH	TEAM	ADJ.	CONF.	ADJ CONF.
Average RPI Loss:	209	RECORD	PCT. RANK	GAMES	SCHEDULE	OF SCHEDULE	RPI	RPI	RPI	RPI
DIV. I ONLY	9- 21	276	2- 8	324	325	323	323	32	32	
DIV. I NON-CONF.	3- 10	277	0- 0	252	218	305	305	30	30	
TOTALS	RPI 1-25	RPI 26-50	W-L RECORDS	RPI 51-100	RPI 101-150	RPI 150+				
9- 21	0- 1	0- 0	OVERALL	0- 2	0- 1	9- 17				
6- 8	0- 0	0- 0	HOME	0- 1	0- 0	6- 7				
2- 12	0- 1	0- 0	AWAY	0- 1	0- 1	2- 9				
1- 1	0- 0	0- 0	NEUTRAL	0- 0	0- 0	1- 1				
3- 10	0- 1	0- 0	NON-CONFERENCE	0- 2	0- 1	3- 6				
2- 4	0- 0	0- 0	HOME	0- 1	0- 0	2- 3				
0- 6	0- 1	0- 0	AWAY	0- 1	0- 1	0- 3				
1- 0	0- 0	0- 0	NEUTRAL	0- 0	0- 0	1- 0				
6- 11	0- 0	0- 0	CONFERENCE	0- 0	0- 0	6- 11				
4- 4	0- 0	0- 0	HOME	0- 0	0- 0	4- 4				
2- 6	0- 0	0- 0	AWAY	0- 0	0- 0	2- 6				
0- 1	0- 0	0- 0	NEUTRAL	0- 0	0- 0	0- 1				

RPI 1-25				RPI 26-50				RPI 51-100				RPI 101+ Team's RPI: 323			
RPI	S	Opponent	Score	RPI	S	Opponent	Score	RPI	S	Opponent	Score	RPI	S	Opponent	Score
22	A	West Virginia	34 77					65	H	Hofstra	49 66	129	A	Pittsburgh	43 77
								71	A	Temple	59 100	163	A	Fordham	58 74
												167	A	Cornell	62 71
												175	A	Fla. Atlantic	55 83
												204	A	Hampton	89 81
												204	H	Hampton	54 63
												211	H	N.C. A&T	64 84
												215	H	William & Mary	59 65
												217	H	Lehigh	49 83
												243	A	Coppin St.	79 84
												243	H	Coppin St.	49 54
												252	A	Bethune-Cookman	35 66
												253	A	Morgan St.	49 56
												257	N	Appalachian St.	76 69
												280	A	UMES	49 54
												280	H	UMES	61 70
												288	A	South Carolina St.	48 61
												288	H	South Carolina St.	79 61
												296	A	Florida A&M	56 86
												296	N	Florida A&M	74 79
												299	A	Savannah St.	67 59
												311	H	Longwood	88 63
												317	H	Mt. St. Mary's	41 54
												328	H	Howard	87 86
												344	H	Wagner	66 44
												347	H	Norfolk St.	64 61
LAST 12 Division I GAMES:															
296	N	Florida A&M	74 79	243	A	Coppin St.	79 84								
243	H	Coppin St.	49 54	280	H	UMES	61 70								
204	A	Hampton	89 81	296	A	Florida A&M	56 86								
280	A	UMES	49 54	252	A	Bethune-Cookman	35 66								
204	H	Hampton	54 63	288	H	South Carolina St.	79 61								
347	H	Norfolk St.	64 61	211	H	N.C. A&T	64 84								

Non-Div I Games:

Delaware St.

■ Loss, 
 ■ Non-Conf, 
 ■ S Site, 
 ■ H Home 
 ■ A Away 
 N Neutral

RPI	S	Opponent	Score
348	H	N.C. Central	66 56

Delaware St.

D  
e  
l  
a  
w  
a  
r  
e  
S  
t  
.

D  
e  
l  
a  
w  
a  
r  
e  
S  
t  
.

Average RPI Win: <b>290</b>	WON-LOST	WINNING	LAST 10	STRENGTH OF	OPP. STRENGTH	TEAM	ADJ.	CONF.	ADJ CONF.
Average RPI Loss: <b>167</b>	RECORD	PCT. RANK	GAMES	SCHEDULE	OF SCHEDULE	RPI	RPI	RPI	RPI
DIV. I ONLY	5- 25	322	1- 9	171	240	303	303	18	18
DIV. I NON-CONF.	2- 11	306	0- 0	202	307	290	290	18	18
TOTALS	RPI 1-25	RPI 26-50	W-L RECORDS	RPI 51-100	RPI 101-150	RPI 150+			
5- 25	0- 1	0- 3	OVERALL	0- 3	1- 5	4- 13			
2- 12	0- 0	0- 2	HOME	0- 1	0- 3	2- 6			
3- 10	0- 0	0- 0	AWAY	0- 0	1- 0	2- 1			
0- 3	0- 1	0- 0	NEUTRAL	0- 1	0- 0	0- 1			
2- 11	0- 1	0- 1	NON-CONFERENCE	0- 0	1- 1	1- 8			
0- 6	0- 0	0- 1	HOME	0- 0	0- 1	0- 4			
2- 3	0- 0	0- 0	AWAY	0- 0	1- 0	1- 3			
0- 2	0- 1	0- 0	NEUTRAL	0- 0	0- 0	0- 1			
3- 14	0- 0	0- 2	CONFERENCE	0- 3	0- 4	3- 5			
2- 6	0- 0	0- 1	HOME	0- 1	0- 2	2- 2			
1- 7	0- 0	0- 1	AWAY	0- 1	0- 2	1- 3			
0- 1	0- 0	0- 0	NEUTRAL	0- 1	0- 0	0- 0			

RPI 1-25			RPI 26-50			RPI 51-100			RPI 101+ Team's RPI: 303		
RPI	S	Opponent	Score	RPI	S	Opponent	Score	RPI	S	Opponent	Score
1	N	Notre Dame	52 <b>94</b>	43	H	Colorado St.	46 <b>74</b>	61	A	South Dakota	60 <b>85</b>
				50	A	South Dakota St.	52 <b>80</b>	61	H	South Dakota	33 <b>79</b>
				50	H	South Dakota St.	39 <b>76</b>	61	N	South Dakota	54 <b>73</b>
LAST 12 Division I GAMES:											
		61 N South Dakota	54 <b>73</b>			139 H Oral Roberts	56 <b>59</b>			124 H Long Beach St.	41 <b>48</b>
		238 H Omaha	60 <b>70</b>			61 H South Dakota	33 <b>79</b>			127 A IUPUI	75 <b>81</b>
		322 A North Dakota St.	55 45			316 A IPFW	49 <b>61</b>			127 H IUPUI	54 <b>67</b>
		50 A South Dakota St.	52 <b>80</b>			127 A IUPUI	75 <b>81</b>			139 A Oral Roberts	33 <b>65</b>
		127 H IUPUI	54 <b>67</b>			139 A Oral Roberts	33 <b>65</b>			139 H Oral Roberts	56 <b>59</b>
		239 H Western Ill.	69 <b>80</b>			238 A Omaha	55 <b>67</b>			149 A Milwaukee	56 49
						238 H Omaha	60 <b>70</b>			182 H Northern Colo.	51 <b>60</b>
						239 A Western Ill.	60 <b>63</b>			189 H Weber St.	49 <b>61</b>
						239 H Western Ill.	69 <b>80</b>			203 N Louisiana Tech	53 <b>58</b>
						250 H Ill.-Chicago	46 <b>56</b>			238 A Omaha	55 <b>67</b>
						258 H Wyoming	64 <b>75</b>			238 H Omaha	60 <b>70</b>
						267 A Pepperdine	60 <b>64</b>			239 A Western Ill.	60 <b>63</b>
						273 A Seattle	51 <b>59</b>			239 H Western Ill.	69 <b>80</b>
						304 A UMKC	58 <b>68</b>			250 H Ill.-Chicago	46 <b>56</b>
						316 A IPFW	49 <b>61</b>			258 H Wyoming	64 <b>75</b>
						316 H IPFW	53 50			267 A Pepperdine	60 <b>64</b>
						322 A North Dakota St.	55 45			273 A Seattle	51 <b>59</b>
						322 H North Dakota St.	64 53			304 A UMKC	58 <b>68</b>
						341 A Air Force	57 48			316 A IPFW	49 <b>61</b>

Non-Div I Games:

Denver

Average RPI Win: <b>213</b>	WON-LOST	WINNING	LAST 10	STRENGTH OF	OPP. STRENGTH	TEAM	ADJ.	CONF.	ADJ CONF.
Average RPI Loss: <b>111</b>	RECORD	PCT. RANK	GAMES	SCHEDULE	OF SCHEDULE	RPI	RPI	RPI	RPI
DIV. I ONLY	<b>14- 14</b>	<b>164</b>	<b>6- 4</b>	<b>103</b>	<b>130</b>	<b>142</b>	<b>142</b>	<b>14</b>	<b>14</b>
DIV. I NON-CONF.	<b>3- 7</b>	<b>248</b>	<b>0- 0</b>	<b>170</b>	<b>57</b>	<b>259</b>	<b>259</b>	<b>16</b>	<b>16</b>
TOTALS	RPI 1-25	RPI 26-50	W-L RECORDS	RPI 51-100	RPI 101-150	RPI 150+			
14- 14	0- 4	0- 1	OVERALL	0- 2	5- 4	9- 3			
7- 8	0- 1	0- 0	HOME	0- 2	2- 2	5- 3			
7- 6	0- 3	0- 1	AWAY	0- 0	3- 2	4- 0			
0- 0	0- 0	0- 0	NEUTRAL	0- 0	0- 0	0- 0			
3- 7	0- 2	0- 1	NON-CONFERENCE	0- 2	0- 1	3- 1			
3- 3	0- 0	0- 0	HOME	0- 2	0- 0	3- 1			
0- 4	0- 2	0- 1	AWAY	0- 0	0- 1	0- 0			
0- 0	0- 0	0- 0	NEUTRAL	0- 0	0- 0	0- 0			
11- 7	0- 2	0- 0	CONFERENCE	0- 0	5- 3	6- 2			
4- 5	0- 1	0- 0	HOME	0- 0	2- 2	2- 2			
7- 2	0- 1	0- 0	AWAY	0- 0	3- 1	4- 0			
0- 0	0- 0	0- 0	NEUTRAL	0- 0	0- 0	0- 0			

RPI 1-25				RPI 26-50				RPI 51-100				RPI 101+				Team's RPI: 142	
RPI	S	Opponent	Score	RPI	S	Opponent	Score	RPI	S	Opponent	Score	RPI	S	Opponent	Score		
8	A	Maryland	41 97	36	A	St. Bonaventure	73 84	79	H	Michigan	61 88	103	A	Wright St.	95 93		
17	A	Michigan St.	42 81					80	H	Eastern Mich.	68 85	103	H	Wright St.	71 89		
23	A	Green Bay	36 58									126	A	Youngstown St.	69 68		
23	H	Green Bay	58 74									126	H	Youngstown St.	70 72		
												146	A	Western Mich.	66 70		
												149	A	Milwaukee	89 79		
												149	H	Milwaukee	80 76		
												150	A	Northern Ky.	60 81		
												150	H	Northern Ky.	66 65		
												202	A	Oakland	82 77		
												202	H	Oakland	73 79		
												240	H	Cincinnati	77 68		
												241	A	Valparaiso	72 66		
												241	H	Valparaiso	85 65		
												250	A	Ill.-Chicago	89 80		
												250	H	Ill.-Chicago	51 65		
												260	A	Cleveland St.	66 60		
												260	H	Cleveland St.	82 68		
												290	H	Niagara	80 75		
												305	H	Bradley	67 75		
												316	H	IPFW	64 63		
LAST 12 Division I GAMES:																	
149	H	Milwaukee	80 76	250	H	Ill.-Chicago	51 65										
23	H	Green Bay	58 74	126	A	Youngstown St.	69 68										
202	A	Oakland	82 77	260	A	Cleveland St.	66 60										
103	A	Wright St.	95 93	23	A	Green Bay	36 58										
150	A	Northern Ky.	60 81	149	A	Milwaukee	89 79										
241	H	Valparaiso	85 65	202	H	Oakland	73 79										

Non-Div I Games: Salem Int'l 81 50

Detroit

## Drake

Through Games Of March 9, 2016

Average RPI Win:	216	WON-LOST	WINNING	LAST 10	STRENGTH OF	OPP. STRENGTH	TEAM	ADJ.	CONF.	ADJ CONF.
Average RPI Loss:	120	RECORD	PCT. RANK	GAMES	SCHEDULE	OF SCHEDULE	RPI	RPI	RPI	RPI
DIV. I ONLY	20- 8	62	8- 2	220	167	98	98	21	21	
DIV. I NON-CONF.	6- 4	125	0- 0	110	47	96	96	17	17	
TOTALS	RPI 1-25	RPI 26-50	W-L RECORDS	RPI 51-100	RPI 101-150	RPI 150+				
20- 8	0- 1	0- 0	OVERALL	3- 4	3- 1	14- 2				
10- 3	0- 1	0- 0	HOME	2- 1	2- 1	6- 0				
9- 5	0- 0	0- 0	AWAY	1- 3	1- 0	7- 2				
1- 0	0- 0	0- 0	NEUTRAL	0- 0	0- 0	1- 0				
6- 4	0- 1	0- 0	NON-CONFERENCE	1- 2	2- 0	3- 1				
3- 1	0- 1	0- 0	HOME	1- 0	2- 0	0- 0				
2- 3	0- 0	0- 0	AWAY	0- 2	0- 0	2- 1				
1- 0	0- 0	0- 0	NEUTRAL	0- 0	0- 0	1- 0				
14- 4	0- 0	0- 0	CONFERENCE	2- 2	1- 1	11- 1				
7- 2	0- 0	0- 0	HOME	1- 1	0- 1	6- 0				
7- 2	0- 0	0- 0	AWAY	1- 1	1- 0	5- 1				
0- 0	0- 0	0- 0	NEUTRAL	0- 0	0- 0	0- 0				

RPI S	Opponent	Score	RPI S	Opponent	Score	RPI S	Opponent	Score	RPI S	Opponent	Score
23	H Green Bay	61 86				59	A Iowa	76 89	114	H Creighton	81 72
						61	A South Dakota	87 92	130	H Iowa St.	74 70
						91	H North Dakota	73 63	137	A Southern Ill.	71 64
						92	A Missouri St.	82 75	137	H Southern Ill.	67 77
						92	H Missouri St.	95 72	173	A Loyola Chicago	81 65
						94	A UNI	74 85	173	H Loyola Chicago	91 61
						94	H UNI	73 79	191	N Tulsa	91 80
									197	A Wisconsin	89 70
									209	A UNLV	76 68
									226	A Indiana St.	53 68
									226	H Indiana St.	80 55
									262	A Northern Ill.	73 87
									291	A Wichita St.	87 56
									291	H Wichita St.	81 59
									305	A Bradley	76 64
									305	H Bradley	78 45
									315	A Illinois St.	98 58
									315	H Illinois St.	76 41
									332	A Evansville	86 66
									332	H Evansville	94 52
LAST 12 Division I GAMES:											
137	A	Southern Ill.	71	64	315	A	Illinois St.	98	58		
332	A	Evansville	86	66	92	H	Missouri St.	95	72		
305	H	Bradley	78	45	291	H	Wichita St.	81	59		
173	H	Loyola Chicago	91	61	173	A	Loyola Chicago	81	65		
94	A	UNI	74	85	305	A	Bradley	76	64		
226	A	Indiana St.	53	68	94	H	UNI	73	79		

Non-Div I Games: William Penn 100 61

Drake

■ Loss, 
 ■ Non-Conf, 
 ■ S Site, 
 ■ Home 
 ■ A Away 
 N Neutral

Average RPI Win:	179	WON-LOST	WINNING	LAST 10	STRENGTH OF	OPP. STRENGTH	TEAM	ADJ.	CONF.	ADJ CONF.
Average RPI Loss:	83	RECORD	PCT. RANK	GAMES	SCHEDULE	OF SCHEDULE	RPI	RPI	RPI	RPI
DIV. I ONLY	17- 12	126	7- 3	61	109	81	81	12	12	
DIV. I NON-CONF.	4- 7	222	0- 0	11	32	116	116	11	11	
TOTALS	RPI 1-25	RPI 26-50	W-L RECORDS	RPI 51-100	RPI 101-150	RPI 150+				
17- 12	0- 2	1- 3	OVERALL	4- 3	0- 1	12- 3				
10- 3	0- 0	1- 1	HOME	3- 1	0- 0	6- 1				
7- 7	0- 2	0- 2	AWAY	1- 1	0- 1	6- 1				
0- 2	0- 0	0- 0	NEUTRAL	0- 1	0- 0	0- 1				
4- 7	0- 2	1- 1	NON-CONFERENCE	1- 2	0- 1	2- 1				
3- 1	0- 0	1- 0	HOME	1- 1	0- 0	1- 0				
1- 4	0- 2	0- 1	AWAY	0- 0	0- 1	1- 0				
0- 2	0- 0	0- 0	NEUTRAL	0- 1	0- 0	0- 1				
13- 5	0- 0	0- 2	CONFERENCE	3- 1	0- 0	10- 2				
7- 2	0- 0	0- 1	HOME	2- 0	0- 0	5- 1				
6- 3	0- 0	0- 1	AWAY	1- 1	0- 0	5- 1				
0- 0	0- 0	0- 0	NEUTRAL	0- 0	0- 0	0- 0				

RPI 1-25				RPI 26-50				RPI 51-100 Team's RPI: 81				RPI 101+			
RPI	S	Opponent	Score	RPI	S	Opponent	Score	RPI	S	Opponent	Score	RPI	S	Opponent	Score
13	A	Syracuse	62 83	27	A	Penn	67 72	56	N	Villanova	55 67	116	A	Saint Joseph's	46 53
20	A	South Fla.	58 73	34	A	James Madison	56 67	65	A	Hofstra	54 61	158	A	Northeastern	53 49
				34	H	James Madison	55 59	65	H	Hofstra	67 64	158	H	Northeastern	65 73
				36	H	St. Bonaventure	58 46	75	H	Vanderbilt	64 74	162	A	Delaware	54 53
								87	H	Quinnipiac	62 49	162	H	Delaware	47 43
								89	A	Elon	54 47	170	N	Montana	50 58
								89	H	Elon	74 31	204	A	Hampton	57 36
												214	H	Dartmouth	69 53
												215	A	William & Mary	67 50
												215	H	William & Mary	69 53
												224	A	Col. of Charleston	46 49
												224	H	Col. of Charleston	66 54
												274	A	UNCW	71 57
												274	H	UNCW	66 60
												285	A	Towson	74 33
												285	H	Towson	56 40
LAST 12 Division I GAMES:															
285	A	Towson	74 33	34	H	James Madison	55 59								
215	H	William & Mary	69 53	224	A	Col. of Charleston	46 49								
65	A	Hofstra	54 61	274	A	UNCW	71 57								
89	A	Elon	54 47	162	H	Delaware	47 43								
285	H	Towson	56 40	65	H	Hofstra	67 64								
274	H	UNCW	66 60	158	A	Northeastern	53 49								

Non-Div I Games:

Drexel

■ Loss, 
 ■ Non-Conf, S Site, 
 ■ Home 
 ■ Away 
 N Neutral



Duke

Average RPI Win: 162

Average RPI Loss: 30

WON-LOST

RECORD

WINNING

PCT. RANK

LAST 10

GAMES

STRENGTH OF

SCHEDULE

OPP. STRENGTH

OF SCHEDULE

TEAM

RPI

ADJ.

RPI

CONF.

RPI

ADJ CONF.

RPI

DIV. I ONLY

20- 12

101

4- 6

22

38

46

46

4

4

DIV. I NON-CONF.

11- 3

54

0- 0

56

68

30

30

5

5

TOTALS

RPI 1-25

RPI 26-50

W-L RECORDS

RPI 51-100

RPI 101-150

RPI 150+

20- 12

0- 8

1- 2

OVERALL

2- 1

9- 1

8- 0

11- 5

0- 3

0- 1

HOME

2- 1

4- 0

5- 0

5- 6

0- 4

1- 1

AWAY

0- 0

2- 1

2- 0

4- 1

0- 1

0- 0

NEUTRAL

0- 0

3- 0

1- 0

11- 3

0- 3

1- 0

NON-CONFERENCE

2- 0

3- 0

5- 0

7- 1

0- 1

0- 0

HOME

2- 0

1- 0

4- 0

1- 2

0- 2

1- 0

AWAY

0- 0

0- 0

0- 0

3- 0

0- 0

0- 0

NEUTRAL

0- 0

2- 0

1- 0

9- 9

0- 5

0- 2

CONFERENCE

0- 1

6- 1

3- 0

4- 4

0- 2

0- 1

HOME

0- 1

3- 0

1- 0

4- 4

0- 2

0- 1

AWAY

0- 0

2- 1

2- 0

1- 1

0- 1

0- 0

NEUTRAL

0- 0

1- 0

0- 0

RPI 1-25

RPI 26-50

Team's RPI: 46

RPI 51-100

RPI 101+

RPI S Opponent Score

1 H Notre Dame 61 68

1 N Notre Dame 54 83

4 A South Carolina 55 66

12 A Kentucky 61 71

13 A Syracuse 50 86

14 A Louisville 48 65

15 H Florida St. 53 69

19 H Texas A&M 66 72

RPI S Opponent Score

26 A Miami (FL) 53 61

27 A Penn 57 50

47 H North Carolina St. 62 65

RPI S Opponent Score

70 H Army West Point 72 61

73 H Georgia Tech 59 64

82 H Minnesota 84 64

RPI S Opponent Score

109 H Virginia 67 52

109 N Virginia 57 53

119 H Boston College 71 51

122 A Virginia Tech 66 62

129 A Pittsburgh 70 48

130 N Iowa St. 86 48

131 N Idaho 74 68

132 H Liberty 79 41

140 A Wake Forest 58 64

140 H Wake Forest 95 68

154 A North Carolina 93 57

154 H North Carolina 71 55

221 H Massachusetts 70 46

245 N Texas St. 85 34

255 A Clemson 72 43

274 H UNCW 78 56

301 H Western Caro. 84 47

326 H Winthrop 78 50

LAST 12 Division I GAMES:

1 N Notre Dame 54 83

109 N Virginia 57 53

154 A North Carolina 93 57

73 H Georgia Tech 59 64

122 A Virginia Tech 66 62

140 A Wake Forest 58 64

15 H Florida St. 53 69

26 A Miami (FL) 53 61

109 H Virginia 67 52

1 H Notre Dame 61 68

129 A Pittsburgh 70 48

154 H North Carolina 71 55

Non-Div I Games:

Duke

Loss, Non-Conf, S Site, H Home A Away N Neutral

Duquesne

Through Games Of March 9, 2016

Average RPI Win:	166	WON-LOST	WINNING	LAST 10	STRENGTH OF	OPP. STRENGTH	TEAM	ADJ.	CONF.	ADJ CONF.
Average RPI Loss:	34	RECORD	PCT. RANK	GAMES	SCHEDULE	OF SCHEDULE	RPI	RPI	RPI	RPI
DIV. I ONLY	26- 5	19	7- 3	78	106	18	18	7	7	
DIV. I NON-CONF.	11- 1	16	0- 0	124	243	19	19	8	8	
TOTALS	RPI 1-25	RPI 26-50	W-L RECORDS	RPI 51-100	RPI 101-150	RPI 150+				
26- 5	0- 2	2- 2	OVERALL	6- 1	3- 0	15- 0				
11- 1	0- 1	2- 0	HOME	2- 0	1- 0	6- 0				
12- 3	0- 0	0- 2	AWAY	3- 1	2- 0	7- 0				
3- 1	0- 1	0- 0	NEUTRAL	1- 0	0- 0	2- 0				
11- 1	0- 0	1- 1	NON-CONFERENCE	2- 0	2- 0	6- 0				
4- 0	0- 0	1- 0	HOME	1- 0	0- 0	2- 0				
6- 1	0- 0	0- 1	AWAY	1- 0	2- 0	3- 0				
1- 0	0- 0	0- 0	NEUTRAL	0- 0	0- 0	1- 0				
15- 4	0- 2	1- 1	CONFERENCE	4- 1	1- 0	9- 0				
7- 1	0- 1	1- 0	HOME	1- 0	1- 0	4- 0				
6- 2	0- 0	0- 1	AWAY	2- 1	0- 0	4- 0				
2- 1	0- 1	0- 0	NEUTRAL	1- 0	0- 0	1- 0				

RPI 1-25				RPI 26-50				RPI 51-100				RPI 101+			
RPI	S	Opponent	Score	RPI	S	Opponent	Score	RPI	S	Opponent	Score	RPI	S	Opponent	Score
21	H	George Washington	52 70	36	A	St. Bonaventure	48 60	51	H	Ohio	64 47	116	H	Saint Joseph's	73 59
21	N	George Washington	60 63	36	H	St. Bonaventure	74 62	54	A	Saint Louis	81 84	121	A	Buffalo	79 62
				38	A	Princeton	66 94	54	N	Saint Louis	56 52	129	A	Pittsburgh	79 65
				42	H	St. John's (NY)	76 57	68	A	Central Mich.	68 49	163	H	Fordham	55 40
								72	A	VCU	71 67	163	N	Fordham	70 65
								85	A	Dayton	76 72	164	A	New Mexico	78 69
								85	H	Dayton	89 58	166	A	George Mason	72 56
												188	A	Davidson	77 62
												198	A	Richmond	65 44
												211	N	N.C. A&T	81 67
												212	A	Rhode Island	79 70
												212	H	Rhode Island	61 56
												221	H	Massachusetts	73 64
												280	H	UMES	95 59
												281	H	La Salle	74 49
												328	H	Howard	86 62
												329	A	Lafayette	73 65
												338	A	Saint Peter's	63 38
LAST 12 Division I GAMES:															
		21 N George Washington	60 63			54 A Saint Louis	81 84								
		54 N Saint Louis	56 52			116 H Saint Joseph's	73 59								
		163 N Fordham	70 65			212 H Rhode Island	61 56								
		36 A St. Bonaventure	48 60			188 A Davidson	77 62								
		281 H La Salle	74 49			221 H Massachusetts	73 64								
		85 A Dayton	76 72			72 A VCU	71 67								

Non-Div I Games: Slippery Rock 79 54

Duquesne

Loss, Non-Conf, S Site, H Home A Away N Neutral

Average RPI Win: <b>244</b>	WON-LOST	WINNING	LAST 10	STRENGTH OF	OPP. STRENGTH	TEAM	ADJ.	CONF.	ADJ CONF.
Average RPI Loss: <b>122</b>	RECORD	PCT. RANK	GAMES	SCHEDULE	OF SCHEDULE	RPI	RPI	RPI	RPI
DIV. I ONLY	13- 14	186	5- 5	195	171	165	165	17	17
DIV. I NON-CONF.	5- 7	198	0- 0	143	123	147	147	15	15
TOTALS	RPI 1-25	RPI 26-50	W-L RECORDS	RPI 51-100	RPI 101-150	RPI 150+			
13- 14	0- 0	0- 3	OVERALL	0- 2	3- 5	10- 4			
7- 3	0- 0	0- 1	HOME	0- 0	1- 2	6- 0			
6- 10	0- 0	0- 2	AWAY	0- 2	2- 3	4- 3			
0- 1	0- 0	0- 0	NEUTRAL	0- 0	0- 0	0- 1			
5- 7	0- 0	0- 1	NON-CONFERENCE	0- 2	2- 2	3- 2			
3- 0	0- 0	0- 0	HOME	0- 0	1- 0	2- 0			
2- 7	0- 0	0- 1	AWAY	0- 2	1- 2	1- 2			
0- 0	0- 0	0- 0	NEUTRAL	0- 0	0- 0	0- 0			
8- 7	0- 0	0- 2	CONFERENCE	0- 0	1- 3	7- 2			
4- 3	0- 0	0- 1	HOME	0- 0	0- 2	4- 0			
4- 3	0- 0	0- 1	AWAY	0- 0	1- 1	3- 1			
0- 1	0- 0	0- 0	NEUTRAL	0- 0	0- 0	0- 1			

RPI 1-25				RPI 26-50				RPI 51-100				RPI 101+				Team's RPI: 165	
RPI	S	Opponent	Score	RPI	S	Opponent	Score	RPI	S	Opponent	Score	RPI	S	Opponent	Score		
				28	A	Tennessee	49 85	75	A	Vanderbilt	39 65	102	A	Iona	50 56		
				40	A	Chattanooga	42 66	89	A	Elon	38 50	110	A	Samford	47 55		
				40	H	Chattanooga	57 65					110	H	Samford	51 56		
												112	A	Mercer	55 53		
												112	H	Mercer	45 61		
												133	H	UNC Asheville	74 68		
												140	A	Wake Forest	52 69		
												144	A	Old Dominion	56 52		
												178	A	Eastern Ky.	41 64		
												188	A	Davidson	65 58		
												215	A	Furman	77 81		
												215	H	Furman	68 64		
												215	N	Furman	68 71		
												257	A	Appalachian St.	52 70		
												268	H	Campbell	70 55		
												269	H	Austin Peay	80 76		
												301	A	Western Caro.	45 43		
												301	H	Western Caro.	74 62		
												308	A	Wofford	70 54		
												308	H	Wofford	70 69		
												312	A	UNCG	80 77		
												312	H	UNCG	89 73		
LAST 12 Division I GAMES:																	
				215	N	Furman	68 71	215	H	Furman	68 64						
				40	A	Chattanooga	42 66	308	H	Wofford	70 69						
				110	H	Samford	51 56	40	H	Chattanooga	57 65						
				112	H	Mercer	45 61	112	A	Mercer	55 53						
				312	A	UNCG	80 77	110	A	Samford	47 55						
				301	A	Western Caro.	45 43	301	H	Western Caro.	74 62						

Non-Div I Games: Armstrong St. 62 52 Lees-McRae 73 46 Brevard 69 46

ETSU

Loss, Non-Conf, S Site, H Home A Away N Neutral

# East Carolina

Through Games Of March 9, 2016

Average RPI Win:	239	WON-LOST	WINNING	LAST 10	STRENGTH OF	OPP. STRENGTH	TEAM	ADJ.	CONF.	ADJ CONF.
Average RPI Loss:	75	RECORD	PCT. RANK	GAMES	SCHEDULE	OF SCHEDULE	RPI	RPI	RPI	RPI
DIV. I ONLY	13- 19	230	4- 6	76	90	148	148	9	9	
DIV. I NON-CONF.	6- 6	160	0- 0	33	196	106	106	7	7	
TOTALS	RPI 1-25	RPI 26-50	W-L RECORDS	RPI 51-100	RPI 101-150	RPI 150+				
13- 19	0- 6	0- 1	OVERALL	0- 6	0- 3	13- 3				
5- 6	0- 2	0- 0	HOME	0- 2	0- 1	5- 1				
5- 7	0- 2	0- 0	AWAY	0- 2	0- 1	5- 2				
3- 6	0- 2	0- 1	NEUTRAL	0- 2	0- 1	3- 0				
6- 6	0- 1	0- 1	NON-CONFERENCE	0- 3	0- 1	6- 0				
2- 0	0- 0	0- 0	HOME	0- 0	0- 0	2- 0				
2- 1	0- 0	0- 0	AWAY	0- 1	0- 0	2- 0				
2- 5	0- 1	0- 1	NEUTRAL	0- 2	0- 1	2- 0				
7- 13	0- 5	0- 0	CONFERENCE	0- 3	0- 2	7- 3				
3- 6	0- 2	0- 0	HOME	0- 2	0- 1	3- 1				
3- 6	0- 2	0- 0	AWAY	0- 1	0- 1	3- 2				
1- 1	0- 1	0- 0	NEUTRAL	0- 0	0- 0	1- 0				

RPI S	Opponent	Score	RPI S	Opponent	Score	RPI S	Opponent	Score	RPI S	Opponent	Score	Team's RPI: 148
3	A UConn	46 92	40	N Chattanooga	61 72	51	N Ohio	61 64	111	A Memphis	83 93	
3	H UConn	41 84				57	A Auburn	69 83	111	H Memphis	78 79	
3	N UConn	51 92				71	H Temple	63 83	114	N Creighton	66 91	
4	N South Carolina	57 88				74	A Tulane	73 78	162	A Delaware	68 58	
20	A South Fla.	54 75				74	H Tulane	51 66	169	N Eastern Wash.	80 62	
20	H South Fla.	59 61				99	N Northwestern	75 78	191	A Tulsa	79 81	
									191	H Tulsa	54 55	
									193	N UTRGV	70 59	
									195	A SMU	67 74	
									195	H SMU	78 61	
									208	H Presbyterian	84 57	
									240	A Cincinnati	77 55	
									240	H Cincinnati	63 60	
									240	N Cincinnati	70 61	
									277	A UCF	71 56	
									286	A Houston	68 59	
									286	H Houston	76 70	
									297	H Alcorn	87 58	
									313	A A&M-Corpus Christi	82 46	
LAST 12 Division I GAMES:												
3	N UConn	51 92	286	A Houston	68 59							
240	N Cincinnati	70 61	111	H Memphis	78 79							
195	H SMU	78 61	195	A SMU	67 74							
111	A Memphis	83 93	3	A UConn	46 92							
240	A Cincinnati	77 55	191	H Tulsa	54 55							
3	H UConn	41 84	71	H Temple	63 83							

Non-Div I Games:

East Carolina

Loss, Non-Conf, S Site, H Home A Away N Neutral

Average RPI Win: 208		WON-LOST	WINNING	LAST 10	STRENGTH OF	OPP. STRENGTH	TEAM	ADJ.	CONF.	ADJ CONF.
Average RPI Loss: 202		RECORD	PCT. RANK	GAMES	SCHEDULE	OF SCHEDULE	RPI	RPI	RPI	RPI
DIV. I ONLY		3- 25	340	2- 8	240	279	340	340	24	24
DIV. I NON-CONF.		1- 11	336	0- 0	185	315	326	326	24	24
TOTALS	RPI 1-25		RPI 26-50		W-L RECORDS		RPI 51-100		RPI 101-150	RPI 150+
3- 25	0- 0		0- 0		OVERALL		0- 2		1- 6	2- 17
3- 10	0- 0		0- 0		HOME		0- 0		1- 3	2- 7
0- 15	0- 0		0- 0		AWAY		0- 2		0- 3	0- 10
0- 0	0- 0		0- 0		NEUTRAL		0- 0		0- 0	0- 0
1- 11	0- 0		0- 0		NON-CONFERENCE		0- 1		1- 2	0- 8
1- 4	0- 0		0- 0		HOME		0- 0		1- 1	0- 3
0- 7	0- 0		0- 0		AWAY		0- 1		0- 1	0- 5
0- 0	0- 0		0- 0		NEUTRAL		0- 0		0- 0	0- 0
2- 14	0- 0		0- 0		CONFERENCE		0- 1		0- 4	2- 9
2- 6	0- 0		0- 0		HOME		0- 0		0- 2	2- 4
0- 8	0- 0		0- 0		AWAY		0- 1		0- 2	0- 5
0- 0	0- 0		0- 0		NEUTRAL		0- 0		0- 0	0- 0

[illegible]

Non-Div I Games:

Eastern Ill.

■ Loss, ■ Non-Conf, S Site, H Home A Away N Neutral

Eastern Ky.

Through Games Of March 9, 2016

Average RPI Win:	261	WON-LOST	WINNING	LAST 10	STRENGTH OF	OPP. STRENGTH	TEAM	ADJ.	CONF.	ADJ CONF.
Average RPI Loss:	142	RECORD	PCT. RANK	GAMES	SCHEDULE	OF SCHEDULE	RPI	RPI	RPI	RPI
DIV. I ONLY	16- 12	136	7- 3	268	251	178	178	24	24	
DIV. I NON-CONF.	4- 5	193	0- 0	152	181	170	170	24	24	
TOTALS	RPI 1-25	RPI 26-50	W-L RECORDS	RPI 51-100	RPI 101-150	RPI 150+				
16- 12	0- 0	0- 2	OVERALL	0- 4	1- 2	15- 4				
7- 4	0- 0	0- 0	HOME	0- 1	1- 1	6- 2				
6- 6	0- 0	0- 1	AWAY	0- 2	0- 1	6- 2				
3- 2	0- 0	0- 1	NEUTRAL	0- 1	0- 0	3- 0				
4- 5	0- 0	0- 2	NON-CONFERENCE	0- 1	0- 1	4- 1				
2- 1	0- 0	0- 0	HOME	0- 0	0- 1	2- 0				
1- 3	0- 0	0- 1	AWAY	0- 1	0- 0	1- 1				
1- 1	0- 0	0- 1	NEUTRAL	0- 0	0- 0	1- 0				
12- 7	0- 0	0- 0	CONFERENCE	0- 3	1- 1	11- 3				
5- 3	0- 0	0- 0	HOME	0- 1	1- 0	4- 2				
5- 3	0- 0	0- 0	AWAY	0- 1	0- 1	5- 1				
2- 1	0- 0	0- 0	NEUTRAL	0- 1	0- 0	2- 0				

RPI S	Opponent	Score	RPI S	Opponent	Score	RPI S	Opponent	Score	RPI S	Opponent	Score	Team's RPI: 178
35	A Western Ky.	60 76	47	N North Carolina St.	62 73	78	A Belmont	61 72	103	H Wright St.	69 71	
						78	H Belmont	51 65	104	H UT Martin	70 61	
						78	N Belmont	63 95	147	A SIUE	74 89	
						92	A Missouri St.	63 87	165	H ETSU	64 41	
									198	A Richmond	62 81	
									227	H Southeast Mo. St.	56 55	
									256	A Tennessee St.	70 66	
									256	H Tennessee St.	78 67	
									261	H Murray St.	72 60	
									261	N Murray St.	63 52	
									263	N Saint Francis (PA)	88 82	
									269	A Austin Peay	66 94	
									269	N Austin Peay	82 68	
									279	A Tennessee Tech	71 67	
									279	H Tennessee Tech	72 77	
									282	A Miami (OH)	77 72	
									298	A Jacksonville St.	76 50	
									298	H Jacksonville St.	54 56	
									301	H Western Caro.	91 62	
									309	A Morehead St.	89 77	
									309	H Morehead St.	100 93	
									340	A Eastern Ill.	75 56	
LAST 12 Division I GAMES:												
	78	N Belmont	63	95	298	A Jacksonville St.	76	50				
	261	N Murray St.	63	52	256	H Tennessee St.	78	67				
	269	N Austin Peay	82	68	78	A Belmont	61	72				
	279	A Tennessee Tech	71	67	256	A Tennessee St.	70	66				
	78	H Belmont	51	65	309	H Morehead St.	100	93				
	309	A Morehead St.	89	77	298	H Jacksonville St.	54	56				

Non-Div I Games: Cincinnati Christian 112 34 Davis & Elkins 73 58

Eastern Ky.

Loss, Non-Conf, S Site, H Home A Away N Neutral

Average RPI Win:	184	WON-LOST	WINNING	LAST 10	STRENGTH OF	OPP. STRENGTH	TEAM	ADJ.	CONF.	ADJ CONF.
Average RPI Loss:	89	RECORD	PCT. RANK	GAMES	SCHEDULE	OF SCHEDULE	RPI	RPI	RPI	RPI
DIV. I ONLY	19- 10	81	8- 2	90	121	80	80	11	11	
DIV. I NON-CONF.	7- 2	57	0- 0	109	125	45	45	13	13	
TOTALS	RPI 1-25	RPI 26-50	W-L RECORDS	RPI 51-100	RPI 101-150	RPI 150+				
19- 10	0- 1	0- 0	OVERALL	3- 6	8- 2	8- 1				
9- 4	0- 0	0- 0	HOME	1- 3	4- 1	4- 0				
9- 5	0- 1	0- 0	AWAY	1- 2	4- 1	4- 1				
1- 1	0- 0	0- 0	NEUTRAL	1- 1	0- 0	0- 0				
7- 2	0- 1	0- 0	NON-CONFERENCE	2- 1	2- 0	3- 0				
3- 0	0- 0	0- 0	HOME	1- 0	1- 0	1- 0				
4- 1	0- 1	0- 0	AWAY	1- 0	1- 0	2- 0				
0- 1	0- 0	0- 0	NEUTRAL	0- 1	0- 0	0- 0				
12- 8	0- 0	0- 0	CONFERENCE	1- 5	6- 2	5- 1				
6- 4	0- 0	0- 0	HOME	0- 3	3- 1	3- 0				
5- 4	0- 0	0- 0	AWAY	0- 2	3- 1	2- 1				
1- 0	0- 0	0- 0	NEUTRAL	1- 0	0- 0	0- 0				

RPI S	Opponent	Score	RPI S	Opponent	Score	RPI S	Opponent	Score	RPI S	Opponent	Score
12	A Kentucky	67 89				51	H Ohio	64 71	113	A Toledo	58 46
						60	A Ball St.	54 76	113	H Toledo	59 41
						60	H Ball St.	63 67	118	A Akron	72 75
						60	N Ball St.	67 53	118	H Akron	65 68
						68	A Central Mich.	70 78	121	A Buffalo	70 55
						68	H Central Mich.	65 66	121	H Buffalo	67 56
						77	N Abilene Christian	59 83	139	H Oral Roberts	77 69
						79	H Michigan	64 63	142	A Detroit	85 68
						93	A Harvard	85 81	146	A Western Mich.	63 52
									146	H Western Mich.	70 66
									193	H UTRGV	78 56
									244	A Monmouth	78 68
									259	A Bowling Green	63 67
									262	A Northern Ill.	87 80
									262	H Northern Ill.	84 60
									282	A Miami (OH)	70 46
									319	H Kent St.	72 51
									319	H Kent St.	73 60
									341	A Air Force	72 59
LAST 12 Division I GAMES:											
60	N Ball St.	67 53	262	H Northern Ill.	84 60						
319	H Kent St.	73 60	121	A Buffalo	70 55						
68	A Central Mich.	70 78	282	A Miami (OH)	70 46						
146	A Western Mich.	63 52	146	H Western Mich.	70 66						
60	H Ball St.	63 67	68	H Central Mich.	65 66						
113	A Toledo	58 46	118	A Akron	72 75						

Non-Div I Games: Madonna 104 45 Hillsdale 94 77

Eastern Mich.

Average RPI Win:	236	WON-LOST	WINNING	LAST 10	STRENGTH OF	OPP. STRENGTH	TEAM	ADJ.	CONF.	ADJ CONF.
Average RPI Loss:	150	RECORD	PCT. RANK	GAMES	SCHEDULE	OF SCHEDULE	RPI	RPI	RPI	RPI
DIV. I ONLY	19- 11	94	6- 4	308	189	169	169	19	19	
DIV. I NON-CONF.	5- 6	180	0- 0	300	212	260	260	23	23	
TOTALS	RPI 1-25	RPI 26-50	W-L RECORDS	RPI 51-100	RPI 101-150	RPI 150+				
19- 11	0- 0	0- 0	OVERALL	1- 3	2- 3	16- 5				
11- 3	0- 0	0- 0	HOME	1- 1	1- 0	9- 2				
7- 5	0- 0	0- 0	AWAY	0- 1	1- 0	6- 0				
1- 3	0- 0	0- 0	NEUTRAL	0- 1	0- 2	1- 0				
5- 6	0- 0	0- 0	NON-CONFERENCE	0- 2	0- 3	5- 1				
3- 2	0- 0	0- 0	HOME	0- 1	0- 0	3- 1				
2- 1	0- 0	0- 0	AWAY	0- 0	0- 1	2- 0				
0- 3	0- 0	0- 0	NEUTRAL	0- 1	0- 2	0- 0				
14- 5	0- 0	0- 0	CONFERENCE	1- 1	2- 0	11- 4				
8- 1	0- 0	0- 0	HOME	1- 0	1- 0	6- 1				
5- 4	0- 0	0- 0	AWAY	0- 1	1- 0	4- 3				
1- 0	0- 0	0- 0	NEUTRAL	0- 0	0- 0	1- 0				

RPI 1-25			RPI 26-50			RPI 51-100			RPI 101+			Team's RPI: 169
RPI	S	Opponent	Score	RPI	S	Opponent	Score	RPI	S	Opponent	Score	
						77 H Abilene Christian	60 72	114 N Creighton		60 66		
						91 A North Dakota	69 72	115 A Gonzaga		56 78		
						91 H North Dakota	60 57	131 A Idaho		74 66		
						99 N Northwestern	70 74	131 H Idaho		84 70		
								148 N East Carolina		62 80		
								153 H Boise St.		79 84		
								160 H Montana St.		81 69		
								170 H Montana		67 65		
								171 A Sacramento St.		100 83		
								171 H Sacramento St.		91 94		
								171 N Sacramento St.		100 97		
								172 A Idaho St.		62 71		
								182 A Northern Colo.		66 57		
								182 H Northern Colo.		59 55		
								189 A Weber St.		74 80		
								206 H Utah Valley		68 64		
								291 A Wichita St.		67 62		
								300 H CSUN		70 59		
								310 A Northern Ariz.		81 71		
								310 H Northern Ariz.		72 65		
								321 A Portland St.		79 81		
								321 H Portland St.		70 57		
								334 A Southern Utah		85 82		
								334 H Southern Utah		64 53		
								339 A Cal St. Fullerton		68 57		
								341 H Air Force		65 44		
LAST 12 Division I GAMES:												
						171 N Sacramento St.	100 97	182 A Northern Colo.		66 57		
						189 A Weber St.	74 80	91 A North Dakota		69 72		
						172 A Idaho St.	62 71	334 H Southern Utah		64 53		
						131 H Idaho	84 70	310 H Northern Ariz.		72 65		
						321 H Portland St.	70 57	171 A Sacramento St.		100 83		
						171 H Sacramento St.	91 94	321 A Portland St.		79 81		

Non-Div I Games: Eastern Ore. 64 40

Eastern Wash.

■ Loss, 
 ■ Non-Conf, 
 ■ S Site, 
 ■ Home 
 ■ A Away 
 N Neutral



Average RPI Win: <b>193</b>	WON-LOST	WINNING	LAST 10	STRENGTH OF	OPP. STRENGTH	TEAM	ADJ.	CONF.	ADJ CONF.
Average RPI Loss: <b>103</b>	RECORD	PCT. RANK	GAMES	SCHEDULE	OF SCHEDULE	RPI	RPI	RPI	RPI
DIV. I ONLY	<b>17- 11</b>	<b>108</b>	<b>6- 4</b>	<b>102</b>	<b>117</b>	<b>89</b>	<b>89</b>	<b>12</b>	<b>12</b>
DIV. I NON-CONF.	<b>6- 4</b>	<b>125</b>	<b>0- 0</b>	<b>60</b>	<b>82</b>	<b>50</b>	<b>50</b>	<b>11</b>	<b>11</b>
TOTALS	RPI 1-25	RPI 26-50	W-L RECORDS	RPI 51-100	RPI 101-150	RPI 150+			
17- 11	0- 2	1- 2	OVERALL	2- 3	0- 1	14- 3			
9- 3	0- 0	0- 1	HOME	2- 1	0- 0	7- 1			
8- 8	0- 2	1- 1	AWAY	0- 2	0- 1	7- 2			
0- 0	0- 0	0- 0	NEUTRAL	0- 0	0- 0	0- 0			
6- 4	0- 2	1- 0	NON-CONFERENCE	1- 0	0- 1	4- 1			
3- 0	0- 0	0- 0	HOME	1- 0	0- 0	2- 0			
3- 4	0- 2	1- 0	AWAY	0- 0	0- 1	2- 1			
0- 0	0- 0	0- 0	NEUTRAL	0- 0	0- 0	0- 0			
11- 7	0- 0	0- 2	CONFERENCE	1- 3	0- 0	10- 2			
6- 3	0- 0	0- 1	HOME	1- 1	0- 0	5- 1			
5- 4	0- 0	0- 1	AWAY	0- 2	0- 0	5- 1			
0- 0	0- 0	0- 0	NEUTRAL	0- 0	0- 0	0- 0			

RPI 1-25				RPI 26-50				RPI 51-100 Team's RPI: 89				RPI 101+			
RPI	S	Opponent	Score	RPI	S	Opponent	Score	RPI	S	Opponent	Score	RPI	S	Opponent	Score
4	A	South Carolina	63 <b>78</b>	34	A	James Madison	72 <b>73</b>	65	A	Hofstra	49 <b>59</b>	132	A	Liberty	63 <b>72</b>
22	A	West Virginia	57 <b>67</b>	34	H	James Madison	76 <b>81</b>	65	H	Hofstra	61 60	158	A	Northeastern	56 54
				47	A	North Carolina St.	69 66	76	H	Charlotte	90 83	158	H	Northeastern	61 <b>67</b>
								81	A	Drexel	31 <b>74</b>	162	A	Delaware	66 64
								81	H	Drexel	47 <b>54</b>	162	H	Delaware	62 45
												165	H	ETSU	50 38
												215	A	Furman	65 55
												215	A	William & Mary	74 64
												215	H	William & Mary	73 51
												224	A	Col. of Charleston	54 38
												224	H	Col. of Charleston	52 41
												233	A	Navy	70 <b>73</b>
												251	H	High Point	80 69
												272	A	American	62 54
												274	A	UNCW	67 60
												274	H	UNCW	70 53
												285	A	Towson	78 <b>85</b>
												285	H	Towson	80 58
LAST 12 Division I GAMES:															
215	A	William & Mary	74 64	285	H	Towson	80 58								
34	A	James Madison	72 <b>73</b>	162	A	Delaware	66 64								
162	H	Delaware	62 45	215	H	William & Mary	73 51								
81	H	Drexel	47 <b>54</b>	65	A	Hofstra	49 <b>59</b>								
224	A	Col. of Charleston	54 38	158	A	Northeastern	56 54								
158	H	Northeastern	61 <b>67</b>	274	H	UNCW	70 53								

Non-Div I Games: Lenoir-Rhyne 67 29

Elon

Average RPI Win: 283		WON-LOST	WINNING	LAST 10	STRENGTH OF	OPP. STRENGTH	TEAM	ADJ.	CONF.	ADJ CONF.
Average RPI Loss: 175		RECORD	PCT. RANK	GAMES	SCHEDULE	OF SCHEDULE	RPI	RPI	RPI	RPI
DIV. I ONLY		2- 27	346	0- 10	187	243	332	332	21	21
DIV. I NON-CONF.		1- 10	330	0- 0	121	292	285	285	17	17
TOTALS	RPI 1-25		RPI 26-50		W-L RECORDS		RPI 51-100		RPI 101-150	RPI 150+
2- 27	0- 0		0- 0		OVERALL		0- 9		0- 4	2- 14
1- 12	0- 0		0- 0		HOME		0- 4		0- 3	1- 5
1- 13	0- 0		0- 0		AWAY		0- 4		0- 1	1- 8
0- 2	0- 0		0- 0		NEUTRAL		0- 1		0- 0	0- 1
1- 10	0- 0		0- 0		NON-CONFERENCE		0- 3		0- 2	1- 5
0- 4	0- 0		0- 0		HOME		0- 1		0- 2	0- 1
1- 4	0- 0		0- 0		AWAY		0- 1		0- 0	1- 3
0- 2	0- 0		0- 0		NEUTRAL		0- 1		0- 0	0- 1
1- 17	0- 0		0- 0		CONFERENCE		0- 6		0- 2	1- 9
1- 8	0- 0		0- 0		HOME		0- 3		0- 1	1- 4
0- 9	0- 0		0- 0		AWAY		0- 3		0- 1	0- 5
0- 0	0- 0		0- 0		NEUTRAL		0- 0		0- 0	0- 0

RPI 1-25				RPI 26-50				RPI 51-100				RPI 101+				Team's RPI: 332	
RPI	S	Opponent	Score	RPI	S	Opponent	Score	RPI	S	Opponent	Score	RPI	S	Opponent	Score		
								60	H	Ball St.	53	73	104	H	UT Martin	48	75
								64	N	Santa Clara	44	62	127	H	IUPUI	62	68
								92	A	Missouri St.	70	77	137	A	Southern Ill.	56	74
								92	H	Missouri St.	47	66	137	H	Southern Ill.	63	66
								94	A	UNI	51	62	160	N	Montana St.	55	81
								94	H	UNI	48	61	168	A	Xavier	57	65
								95	A	Nebraska	40	85	173	A	Loyola Chicago	54	67
								98	A	Drake	52	94	173	H	Loyola Chicago	49	63
								98	H	Drake	66	86	226	A	Indiana St.	45	57
													226	H	Indiana St.	44	59
													259	A	Bowling Green	56	74
													260	A	Cleveland St.	72	63
													261	H	Murray St.	54	73
													282	A	Miami (OH)	85	91
													291	A	Wichita St.	50	58
													291	H	Wichita St.	31	44
													305	A	Bradley	52	66
													305	H	Bradley	62	46
													315	A	Illinois St.	59	65
													315	H	Illinois St.	57	64
LAST 12 Division I GAMES:																	
				94	H	UNI	48	61	137	H	Southern Ill.	63	66				
				98	H	Drake	66	86	173	A	Loyola Chicago	54	67				
				315	A	Illinois St.	59	65	305	A	Bradley	52	66				
				226	A	Indiana St.	45	57	226	H	Indiana St.	44	59				
				92	H	Missouri St.	47	66	315	H	Illinois St.	57	64				
				291	H	Wichita St.	31	44	291	A	Wichita St.	50	58				

Non-Div I Games:

Evansville

■ Loss, ■ Non-Conf, S Site, H Home A Away N Neutral

Average RPI Win:	216	WON-LOST	WINNING	LAST 10	STRENGTH OF	OPP. STRENGTH	TEAM	ADJ.	CONF.	ADJ CONF.
Average RPI Loss:	72	RECORD	PCT. RANK	GAMES	SCHEDULE	OF SCHEDULE	RPI	RPI	RPI	RPI
DIV. I ONLY	27- 4	13	10- 0	199	222	62	62	29	29	
DIV. I NON-CONF.	11- 4	76	0- 0	62	72	54	54	28	28	
TOTALS	RPI 1-25	RPI 26-50	W-L RECORDS	RPI 51-100	RPI 101-150	RPI 150+				
27- 4	1- 1	0- 1	OVERALL	3- 1	5- 0	18- 1				
13- 2	0- 0	0- 1	HOME	3- 0	1- 0	9- 1				
12- 0	1- 0	0- 0	AWAY	0- 0	2- 0	9- 0				
2- 2	0- 1	0- 0	NEUTRAL	0- 1	2- 0	0- 0				
11- 4	1- 1	0- 1	NON-CONFERENCE	3- 1	3- 0	4- 1				
4- 2	0- 0	0- 1	HOME	3- 0	0- 0	1- 1				
5- 0	1- 0	0- 0	AWAY	0- 0	1- 0	3- 0				
2- 2	0- 1	0- 0	NEUTRAL	0- 1	2- 0	0- 0				
16- 0	0- 0	0- 0	CONFERENCE	0- 0	2- 0	14- 0				
9- 0	0- 0	0- 0	HOME	0- 0	1- 0	8- 0				
7- 0	0- 0	0- 0	AWAY	0- 0	1- 0	6- 0				
0- 0	0- 0	0- 0	NEUTRAL	0- 0	0- 0	0- 0				

RPI 1-25				RPI 26-50				RPI 51-100				Team's RPI: 62		RPI 101+			
RPI	S	Opponent	Score	RPI	S	Opponent	Score	RPI	S	Opponent	Score		RPI	S	Opponent	Score	
21	A	George Washington	64 60	39	H	Arkansas St.	48 62	51	N	Ohio	57 69		118	A	Akron	82 64	
24	N	Mississippi St.	60 65					57	H	Auburn	52 45		124	N	Arizona	57 55	
								87	H	Quinnipiac	71 70		143	A	Jacksonville	59 55	
								93	H	Harvard	74 65		143	H	Jacksonville	58 39	
													146	N	Western Mich.	60 42	
													175	H	Fla. Atlantic	55 62	
													187	A	Stetson	60 47	
													187	H	Stetson	61 46	
													187	H	Stetson	61 48	
													211	A	N.C. A&T	60 36	
													213	A	USC Upstate	56 44	
													213	H	USC Upstate	54 43	
													218	H	Hartford	64 44	
													265	A	Providence	50 41	
													288	A	Kennesaw St.	78 47	
													288	H	Kennesaw St.	63 41	
													302	A	FIU	81 53	
													327	A	North Florida	65 38	
													327	H	North Florida	75 50	
													333	A	Lipscomb	71 39	
													333	H	Lipscomb	91 52	
													342	A	NJIT	53 32	
													342	H	NJIT	70 37	
													342	H	NJIT	60 31	
LAST 12 Division I GAMES:																	
187	H	Stetson	61 46	342	A	NJIT	53 32										
342	H	NJIT	60 31	143	A	Jacksonville	59 55										
187	A	Stetson	60 47	327	H	North Florida	75 50										
333	H	Lipscomb	91 52	143	H	Jacksonville	58 39										
288	H	Kennesaw St.	63 41	327	A	North Florida	65 38										
213	A	USC Upstate	56 44	288	A	Kennesaw St.	78 47										

Non-Div I Games: St. Thomas (FL) 86 33

FGCU

■ Loss, 
■ Non-Conf, 
■ S Site, 
■ Home 
■ Away 
N Neutral

Average RPI Win:	260	WON-LOST	WINNING	LAST 10	STRENGTH OF	OPP. STRENGTH	TEAM	ADJ.	CONF.	ADJ CONF.
Average RPI Loss:	148	RECORD	PCT. RANK	GAMES	SCHEDULE	OF SCHEDULE	RPI	RPI	RPI	RPI
DIV. I ONLY	5- 26	324	2- 8	159	141	302	302	13	13	
DIV. I NON-CONF.	2- 9	296	0- 0	255	237	329	329	10	10	
TOTALS	RPI 1-25	RPI 26-50	W-L RECORDS	RPI 51-100	RPI 101-150	RPI 150+				
5- 26	0- 0	0- 4	OVERALL	0- 5	0- 5	5- 12				
3- 13	0- 0	0- 2	HOME	0- 3	0- 2	3- 6				
1- 12	0- 0	0- 0	AWAY	0- 1	0- 1	1- 1				
1- 1	0- 0	0- 0	NEUTRAL	0- 0	0- 1	1- 0				
2- 9	0- 0	0- 1	NON-CONFERENCE	0- 2	0- 2	2- 4				
2- 5	0- 0	0- 0	HOME	0- 2	0- 1	2- 2				
0- 4	0- 0	0- 1	AWAY	0- 0	0- 1	0- 2				
0- 0	0- 0	0- 0	NEUTRAL	0- 0	0- 0	0- 0				
3- 17	0- 0	0- 3	CONFERENCE	0- 3	0- 3	3- 8				
1- 8	0- 0	0- 2	HOME	0- 1	0- 1	1- 4				
1- 8	0- 0	0- 1	AWAY	0- 2	0- 1	1- 4				
1- 1	0- 0	0- 0	NEUTRAL	0- 0	0- 1	1- 0				

RPI S	Opponent	Score	RPI S	Opponent	Score	RPI S	Opponent	Score	RPI S	Opponent	Score	Team's RPI: 302
26	A Miami (FL)	55 83	62	H FGCU	53 81	135	H Marshall	58 65				
32	A UTEP	52 70	67	A Middle Tenn.	55 77	135	N Marshall	44 76				
32	H UTEP	57 69	67	H Middle Tenn.	62 85	140	H Wake Forest	53 57				
35	H Western Ky.	69 71	76	A Charlotte	74 87	143	A Jacksonville	44 80				
			100	H Marquette	83 95	144	A Old Dominion	49 84				
						155	A UAB	42 71				
						155	H UAB	72 61				
						175	A Fla. Atlantic	82 87				
						175	H Fla. Atlantic	52 63				
						185	A Southern Miss.	55 82				
						203	A Louisiana Tech	63 82				
						212	H Rhode Island	50 68				
						223	H Rice	62 68				
						237	H North Texas	40 58				
						260	A Cleveland St.	57 64				
						264	A UTSA	59 54				
						264	H UTSA	52 63				
						264	N UTSA	61 56				
						277	A UCF	72 89				
						291	H Wichita St.	62 76				
						296	H Florida A&M	81 65				
						320	H UMass Lowell	71 68				
LAST 12 Division I GAMES:												
135	N Marshall	44 76	237	H North Texas	40 58							
264	N UTSA	61 56	264	A UTSA	59 54							
67	A Middle Tenn.	55 77	32	A UTEP	52 70							
155	A UAB	42 71	67	H Middle Tenn.	62 85							
175	H Fla. Atlantic	52 63	155	H UAB	72 61							
223	H Rice	62 68	144	A Old Dominion	49 84							

Non-Div I Games:

FIU

■ Loss, 
 ■ Non-Conf, 
 ■ S Site, 
 ■ H Home 
 ■ A Away 
 N Neutral

## Fairfield

Through Games Of March 9, 2016

Average RPI Win:	246	WON-LOST	WINNING	LAST 10	STRENGTH OF	OPP. STRENGTH	TEAM	ADJ.	CONF.	ADJ CONF.
Average RPI Loss:	153	RECORD	PCT. RANK	GAMES	SCHEDULE	OF SCHEDULE	RPI	RPI	RPI	RPI
DIV. I ONLY	16- 14	154	6- 4	229	245	196	196	23	23	
DIV. I NON-CONF.	5- 4	138	0- 0	99	209	143	143	22	22	
TOTALS	RPI 1-25	RPI 26-50	W-L RECORDS	RPI 51-100	RPI 101-150	RPI 150+				
16- 14	0- 0	0- 2	OVERALL	1- 3	0- 2	15- 7				
10- 6	0- 0	0- 1	HOME	1- 2	0- 1	9- 2				
6- 7	0- 0	0- 1	AWAY	0- 1	0- 1	6- 4				
0- 1	0- 0	0- 0	NEUTRAL	0- 0	0- 0	0- 1				
5- 4	0- 0	0- 2	NON-CONFERENCE	1- 1	0- 0	4- 1				
4- 2	0- 0	0- 1	HOME	1- 1	0- 0	3- 0				
1- 2	0- 0	0- 1	AWAY	0- 0	0- 0	1- 1				
0- 0	0- 0	0- 0	NEUTRAL	0- 0	0- 0	0- 0				
11- 10	0- 0	0- 0	CONFERENCE	0- 2	0- 2	11- 6				
6- 4	0- 0	0- 0	HOME	0- 1	0- 1	6- 2				
5- 5	0- 0	0- 0	AWAY	0- 1	0- 1	5- 3				
0- 1	0- 0	0- 0	NEUTRAL	0- 0	0- 0	0- 1				

RPI 1-25			RPI 26-50			RPI 51-100			RPI 101+			Team's RPI: 196			
RPI	S	Opponent	Score	RPI	S	Opponent	Score	RPI	S	Opponent	Score	RPI	S	Opponent	Score
				42	A	St. John's (NY)	54 73	65	H	Hofstra	53 67	102	A	Iona	53 69
				48	H	Albany (NY)	50 62	87	A	Quinnipiac	58 83	102	H	Iona	46 56
								87	H	Quinnipiac	55 64	161	A	Marist	63 64
								93	H	Harvard	67 50	161	H	Marist	57 72
												167	A	Cornell	35 59
												190	H	Sacred Heart	61 50
												222	A	Loyola Maryland	71 45
												225	A	Canisius	51 50
												225	H	Canisius	52 48
												229	A	Siena	71 51
												229	H	Siena	67 55
												244	A	Monmouth	68 60
												244	H	Monmouth	80 70
												244	N	Monmouth	46 64
												247	A	Manhattan	59 57
												247	H	Manhattan	55 70
												281	H	La Salle	62 59
												284	A	Rider	55 39
												284	H	Rider	63 56
												290	A	Niagara	55 56
												290	H	Niagara	61 43
												316	H	IPFW	74 62
												338	A	Saint Peter's	46 56
												338	H	Saint Peter's	76 49
LAST 12 Division I GAMES:															
				244	N	Monmouth	46 64	338	H	Saint Peter's	76 49				
				87	A	Quinnipiac	58 83	229	H	Siena	67 55				
				102	A	Iona	53 69	290	H	Niagara	61 43				
				161	A	Marist	63 64	244	A	Monmouth	68 60				
				229	A	Siena	71 51	284	H	Rider	63 56				
				244	H	Monmouth	80 70	225	H	Canisius	52 48				

Non-Div I Games:

Fairfield

■ Loss, 
 ■ Non-Conf, 
 ■ S Site, 
 ■ H Home 
 ■ A Away 
 N Neutral

Average RPI Win: <b>284</b>	WON-LOST	WINNING	LAST 10	STRENGTH OF	OPP. STRENGTH	TEAM	ADJ.	CONF.	ADJ CONF.
Average RPI Loss: <b>220</b>	RECORD	PCT. RANK	GAMES	SCHEDULE	OF SCHEDULE	RPI	RPI	RPI	RPI
DIV. I ONLY	<b>11- 21</b>	<b>264</b>	<b>4- 6</b>	<b>307</b>	<b>334</b>	<b>314</b>	<b>314</b>	<b>30</b>	<b>30</b>
DIV. I NON-CONF.	<b>3- 10</b>	<b>277</b>	<b>0- 0</b>	<b>250</b>	<b>261</b>	<b>315</b>	<b>315</b>	<b>32</b>	<b>32</b>
TOTALS	RPI 1-25	RPI 26-50	W-L RECORDS	RPI 51-100	RPI 101-150	RPI 150+			
11- 21	0- 1	0- 0	OVERALL	0- 1	0- 1	11- 18			
8- 8	0- 0	0- 0	HOME	0- 0	0- 0	8- 8			
2- 11	0- 1	0- 0	AWAY	0- 1	0- 0	2- 9			
1- 2	0- 0	0- 0	NEUTRAL	0- 0	0- 1	1- 1			
3- 10	0- 1	0- 0	NON-CONFERENCE	0- 1	0- 1	3- 7			
2- 5	0- 0	0- 0	HOME	0- 0	0- 0	2- 5			
0- 3	0- 1	0- 0	AWAY	0- 1	0- 0	0- 1			
1- 2	0- 0	0- 0	NEUTRAL	0- 0	0- 1	1- 1			
8- 11	0- 0	0- 0	CONFERENCE	0- 0	0- 0	8- 11			
6- 3	0- 0	0- 0	HOME	0- 0	0- 0	6- 3			
2- 8	0- 0	0- 0	AWAY	0- 0	0- 0	2- 8			
0- 0	0- 0	0- 0	NEUTRAL	0- 0	0- 0	0- 0			

RPI 1-25				RPI 26-50				RPI 51-100				RPI 101+ Team's RPI: 314			
RPI	S	Opponent	Score	RPI	S	Opponent	Score	RPI	S	Opponent	Score	RPI	S	Opponent	Score
22	A	West Virginia	42 <b>91</b>					90	A	Bucknell	62 <b>72</b>	102	N	Iona	54 <b>77</b>
												154	A	North Carolina	46 <b>64</b>
												157	N	Yale	58 <b>77</b>
												190	A	Sacred Heart	61 <b>72</b>
												190	H	Sacred Heart	65 <b>80</b>
												194	A	Robert Morris	59 <b>68</b>
												194	A	Robert Morris	83 68
												194	H	Robert Morris	60 52
												207	H	Brown	48 <b>63</b>
												228	N	Grand Canyon	74 68
												229	H	Siena	65 <b>81</b>
												235	A	Bryant	52 <b>74</b>
												235	H	Bryant	41 <b>70</b>
												244	H	Monmouth	81 75
												247	H	Manhattan	78 <b>85</b>
												249	H	Columbia	83 <b>87</b>
												263	A	Saint Francis (PA)	67 <b>87</b>
												263	H	Saint Francis (PA)	73 72
												276	A	Central Conn. St.	59 <b>71</b>
												276	H	Central Conn. St.	75 <b>78</b>
												317	A	Mt. St. Mary's	55 <b>71</b>
												317	H	Mt. St. Mary's	66 53
												320	H	UMass Lowell	67 <b>78</b>
												324	A	LIU Brooklyn	62 <b>65</b>
												324	H	LIU Brooklyn	75 58
												335	A	St. Francis Brooklyn	78 <b>88</b>
LAST 12 Division I GAMES:															
194	A	Robert Morris	59 <b>68</b>	194	H	Robert Morris	60 52								
235	A	Bryant	52 <b>74</b>	335	A	St. Francis Brooklyn	78 <b>88</b>								
276	A	Central Conn. St.	59 <b>71</b>	344	A	Wagner	73 57								
344	H	Wagner	75 67	263	H	Saint Francis (PA)	73 72								
190	H	Sacred Heart	65 <b>80</b>	324	A	LIU Brooklyn	62 <b>65</b>								
317	A	Mt. St. Mary's	55 <b>71</b>	324	H	LIU Brooklyn	75 58								

Non-Div I Games:

Fairleigh Dickinson

■ Loss, 
 ■ Non-Conf, 
 ■ S Site, 
 ■ H Home 
 ■ A Away 
 N Neutral

F  
a  
i  
r  
l  
e  
i  
g  
h  
D  
i  
c  
k  
i  
n  
s  
o  
n

RPI	S	Opponent	Score	
335	H	St. Francis Brooklyn	65	61
338	H	Saint Peter's	73	52
344	A	Wagner	73	57
344	H	Wagner	75	67

F  
a  
i  
r  
l  
e  
i  
g  
h  
D  
i  
c  
k  
i  
n  
s  
o  
n

Fairleigh Dickinson

Fla. Atlantic

Through Games Of March 9, 2016

Average RPI Win:	218	WON-LOST	WINNING	LAST 10	STRENGTH OF	OPP. STRENGTH	TEAM	ADJ.	CONF.	ADJ CONF.
Average RPI Loss:	125	RECORD	PCT. RANK	GAMES	SCHEDULE	OF SCHEDULE	RPI	RPI	RPI	RPI
DIV. I ONLY	13- 16	202	3- 7	108	170	175	175	13	13	
DIV. I NON-CONF.	7- 3	91	0- 0	49	319	69	69	10	10	
TOTALS	RPI 1-25	RPI 26-50	W-L RECORDS	RPI 51-100	RPI 101-150	RPI 150+				
13- 16	0- 0	0- 4	OVERALL	1- 4	3- 1	9- 7				
9- 6	0- 0	0- 2	HOME	0- 2	3- 0	6- 2				
3- 9	0- 0	0- 2	AWAY	1- 2	0- 1	2- 4				
1- 1	0- 0	0- 0	NEUTRAL	0- 0	0- 0	1- 1				
7- 3	0- 0	0- 1	NON-CONFERENCE	1- 1	2- 0	4- 1				
5- 1	0- 0	0- 0	HOME	0- 1	2- 0	3- 0				
1- 2	0- 0	0- 1	AWAY	1- 0	0- 0	0- 1				
1- 0	0- 0	0- 0	NEUTRAL	0- 0	0- 0	1- 0				
6- 13	0- 0	0- 3	CONFERENCE	0- 3	1- 1	5- 6				
4- 5	0- 0	0- 2	HOME	0- 1	1- 0	3- 2				
2- 7	0- 0	0- 1	AWAY	0- 2	0- 1	2- 3				
0- 1	0- 0	0- 0	NEUTRAL	0- 0	0- 0	0- 1				

RPI S	Opponent	Score	RPI S	Opponent	Score	RPI S	Opponent	Score	RPI S	Opponent	Score	Team's RPI: 175
32	A UTEP	47 75	32	H UTEP	66 78	61	H South Dakota	53 76	118	H Akron	91 77	
32	H UTEP	66 78	62	A FGCU	62 55	62	A FGCU	62 55	135	H Marshall	84 73	
35	H Western Ky.	62 81	67	A Middle Tenn.	65 71	67	A Middle Tenn.	65 71	144	A Old Dominion	45 85	
49	A Kansas St.	53 102	67	H Middle Tenn.	73 83	67	H Middle Tenn.	73 83	149	H Milwaukee	71 67	
			76	A Charlotte	79 85	76	A Charlotte	79 85	155	A UAB	52 51	
									155	H UAB	62 67	
									170	A Montana	69 83	
									185	A Southern Miss.	80 89	
									203	A Louisiana Tech	62 65	
									223	H Rice	54 75	
									237	H North Texas	71 61	
									237 N	North Texas	74 79	
									252	H Bethune-Cookman	82 60	
									256 N	Tennessee St.	69 64	
									264	A UTSA	54 57	
									264	H UTSA	64 51	
									282	H Miami (OH)	68 65	
									302	A FIU	63 52	
									302	H FIU	87 82	
									323	H Delaware St.	83 55	
LAST 12 Division I GAMES:												
237 N	North Texas	74 79	32	A UTEP	47 75							
155	A UAB	52 51	264	A UTSA	54 57							
67	A Middle Tenn.	65 71	155	H UAB	62 67							
302	A FIU	63 52	67	H Middle Tenn.	73 83							
237	H North Texas	71 61	76	A Charlotte	79 85							
223	H Rice	54 75	144	A Old Dominion	45 85							

Non-Div I Games: Keiser 74 52

Fla. Atlantic

Loss, Non-Conf, S Site, H Home A Away N Neutral



Average RPI Win:	136	WON-LOST	WINNING	LAST 10	STRENGTH OF	OPP. STRENGTH	TEAM	ADJ.	CONF.	ADJ CONF.
Average RPI Loss:	36	RECORD	PCT. RANK	GAMES	SCHEDULE	OF SCHEDULE	RPI	RPI	RPI	RPI
DIV. I ONLY	22- 8	53	6- 4	52	25	25	25	2	2	
DIV. I NON-CONF.	12- 1	9	0- 0	156	107	21	21	2	2	
TOTALS	RPI 1-25	RPI 26-50	W-L RECORDS	RPI 51-100	RPI 101-150	RPI 150+				
22- 8	3- 3	3- 3	OVERALL	3- 2	3- 0	10- 0				
13- 2	3- 1	2- 1	HOME	2- 0	1- 0	5- 0				
7- 5	0- 1	1- 2	AWAY	0- 2	2- 0	4- 0				
2- 1	0- 1	0- 0	NEUTRAL	1- 0	0- 0	1- 0				
12- 1	1- 0	2- 0	NON-CONFERENCE	1- 1	0- 0	8- 0				
7- 0	1- 0	2- 0	HOME	0- 0	0- 0	4- 0				
3- 1	0- 0	0- 0	AWAY	0- 1	0- 0	3- 0				
2- 0	0- 0	0- 0	NEUTRAL	1- 0	0- 0	1- 0				
10- 7	2- 3	1- 3	CONFERENCE	2- 1	3- 0	2- 0				
6- 2	2- 1	0- 1	HOME	2- 0	1- 0	1- 0				
4- 4	0- 1	1- 2	AWAY	0- 1	2- 0	1- 0				
0- 1	0- 1	0- 0	NEUTRAL	0- 0	0- 0	0- 0				

RPI	S	Opponent	Score	RPI	S	Opponent	Score	RPI	S	Opponent	Score	RPI	S	Opponent	Score
4	A	South Carolina	71 86	28	A	Tennessee	74 66	57	A	Auburn	58 80	123	A	LSU	82 56
12	H	Kentucky	85 79	37	A	Georgia	63 74	57	H	Auburn	56 49	123	H	LSU	53 45
12	N	Kentucky	69 92	37	H	Georgia	61 71	60	N	Ball St.	85 79	141	A	Arkansas	71 66
15	H	Florida St.	82 72	39	H	Arkansas St.	76 72	71	A	Temple	91 97	159	H	Alabama	80 72
19	H	Texas A&M	83 81	44	A	Missouri	64 79	75	H	Vanderbilt	79 67	177	A	Ole Miss	85 65
24	H	Mississippi St.	70 76	47	H	North Carolina St.	79 72					192	A	South Ala.	72 60
												194	H	Robert Morris	79 52
												197	A	Wisconsin	91 75
												201	A	Colorado	83 61
												263	H	Saint Francis (PA)	122 65
												277	N	UCF	93 79
												288	H	Kennesaw St.	84 57
												299	H	Savannah St.	99 34
LAST 12 Division I GAMES:															
12	N	Kentucky	69 92	4	A	South Carolina	71 86								
57	H	Auburn	56 49	19	H	Texas A&M	83 81								
123	A	LSU	82 56	12	H	Kentucky	85 79								
37	A	Georgia	63 74	141	A	Arkansas	71 66								
75	H	Vanderbilt	79 67	44	A	Missouri	64 79								
57	A	Auburn	58 80	159	H	Alabama	80 72								

Non-Div I Games:

Florida

■ Loss, 
 ■ Non-Conf, S Site, 
 ■ Home 
 ■ Away 
 N Neutral

Average RPI Win:	291	WON-LOST	WINNING	LAST 10	STRENGTH OF	OPP. STRENGTH	TEAM	ADJ.	CONF.	ADJ CONF.
Average RPI Loss:	235	RECORD	PCT. RANK	GAMES	SCHEDULE	OF SCHEDULE	RPI	RPI	RPI	RPI
DIV. I ONLY	14- 15	181	5- 5	349	321	296	296	32	32	
DIV. I NON-CONF.	4- 7	222	0- 0	344	154	321	321	30	30	
TOTALS	RPI 1-25	RPI 26-50	W-L RECORDS	RPI 51-100	RPI 101-150	RPI 150+				
14- 15	0- 0	0- 0	OVERALL	0- 1	0- 1	14- 13				
6- 5	0- 0	0- 0	HOME	0- 0	0- 1	6- 4				
5- 8	0- 0	0- 0	AWAY	0- 1	0- 0	5- 7				
3- 2	0- 0	0- 0	NEUTRAL	0- 0	0- 0	3- 2				
4- 7	0- 0	0- 0	NON-CONFERENCE	0- 1	0- 1	4- 5				
1- 2	0- 0	0- 0	HOME	0- 0	0- 1	1- 1				
1- 4	0- 0	0- 0	AWAY	0- 1	0- 0	1- 3				
2- 1	0- 0	0- 0	NEUTRAL	0- 0	0- 0	2- 1				
10- 8	0- 0	0- 0	CONFERENCE	0- 0	0- 0	10- 8				
5- 3	0- 0	0- 0	HOME	0- 0	0- 0	5- 3				
4- 4	0- 0	0- 0	AWAY	0- 0	0- 0	4- 4				
1- 1	0- 0	0- 0	NEUTRAL	0- 0	0- 0	1- 1				

RPI 1-25			RPI 26-50			RPI 51-100			RPI 101+ Team's RPI: 296		
RPI	S	Opponent	Score	RPI	S	Opponent	Score	RPI	S	Opponent	Score
						55 A Southern California	45 88	112 H Mercer		50 54	
								154 A North Carolina		58 94	
								180 N UC Davis		61 58	
								204 A Hampton		66 59	
								211 A N.C. A&T		51 80	
								211 H N.C. A&T		66 70	
								211 N N.C. A&T		50 67	
								243 H Coppin St.		79 73	
								252 A Bethune-Cookman		60 67	
								252 H Bethune-Cookman		53 48	
								253 H Morgan St.		62 67	
								255 A Clemson		77 68	
								277 A UCF		55 93	
								280 A UMES		47 61	
								288 H South Carolina St.		62 68	
								288 H Kennesaw St.		69 67	
								299 A Savannah St.		46 65	
								299 H Savannah St.		59 38	
								301 N Western Caro.		53 69	
								302 A FIU		65 81	
								318 H Southeastern La.		57 62	
								323 H Delaware St.		86 56	
								323 N Delaware St.		79 74	
								328 A Howard		64 53	
								331 N New Orleans		71 60	
								347 A Norfolk St.		83 67	
LAST 12 Division I GAMES:											
						211 N N.C. A&T	50 67	348 A N.C. Central		69 54	
						323 N Delaware St.	79 74	211 A N.C. A&T		51 80	
						280 A UMES	47 61	323 H Delaware St.		86 56	
						299 A Savannah St.	46 65	348 H N.C. Central		55 45	
						211 H N.C. A&T	66 70	252 A Bethune-Cookman		60 67	
						252 H Bethune-Cookman	53 48	328 A Howard		64 53	

Non-Div I Games: Clark Atlanta 98 88 Fla. Memorial 66 62

Florida A&amp;M

■ Loss, 
 ■ Non-Conf, 
 ■ S Site, 
 ■ Home 
 ■ A Away 
 N Neutral

RPI	S	Opponent	Score	
348	A	N.C. Central	69	54
348	H	N.C. Central	55	45

F  
l  
o  
r  
i  
d  
a  
  
A  
&  
  
M

F  
l  
o  
r  
i  
d  
a  
  
A  
&  
  
M

Florida A&M

Average RPI Win: 142		WON-LOST	WINNING	LAST 10	STRENGTH OF	OPP. STRENGTH	TEAM	ADJ.	CONF.	ADJ CONF.
Average RPI Loss: 13		RECORD	PCT. RANK	GAMES	SCHEDULE	OF SCHEDULE	RPI	RPI	RPI	RPI
DIV. I ONLY		23- 7	40	7- 3	21	43	15	15	4	4
DIV. I NON-CONF.		10- 3	61	0- 0	36	101	26	26	5	5
TOTALS		RPI 1-25	RPI 26-50		W-L RECORDS		RPI 51-100	RPI 101-150	RPI 150+	
23- 7	0- 6	4- 1		OVERALL		4- 0	7- 0	8- 0		
15- 1	0- 1	1- 0		HOME		4- 0	5- 0	5- 0		
7- 4	0- 4	3- 0		AWAY		0- 0	2- 0	2- 0		
1- 2	0- 1	0- 1		NEUTRAL		0- 0	0- 0	1- 0		
10- 3	0- 3	0- 0		NON-CONFERENCE		3- 0	2- 0	5- 0		
8- 0	0- 0	0- 0		HOME		3- 0	2- 0	3- 0		
1- 2	0- 2	0- 0		AWAY		0- 0	0- 0	1- 0		
1- 1	0- 1	0- 0		NEUTRAL		0- 0	0- 0	1- 0		
13- 4	0- 3	4- 1		CONFERENCE		1- 0	5- 0	3- 0		
7- 1	0- 1	1- 0		HOME		1- 0	3- 0	2- 0		
6- 2	0- 2	3- 0		AWAY		0- 0	2- 0	1- 0		
0- 1	0- 0	0- 1		NEUTRAL		0- 0	0- 0	0- 0		

RPI S	Opponent	Score	RPI S	Opponent	Score	RPI S	Opponent	Score	RPI S	Opponent	Score
1	H Notre Dame	66 73	26	A Miami (FL)	69 58	52	H Rutgers	65 43	109	H Virginia	70 48
3	N UConn	49 73	26	H Miami (FL)	70 67	71	H Temple	75 47	112	H Mercer	79 36
11	A Arizona St.	56 68	26	N Miami (FL)	56 74	73	H Georgia Tech	75 69	119	H Boston College	75 42
13	A Syracuse	73 83	46	A Duke	69 53	74	H Tulane	78 72	122	H Virginia Tech	68 50
14	A Louisville	69 79	47	A North Carolina St.	56 52				129	A Pittsburgh	66 55
25	A Florida	72 82							140	A Wake Forest	96 55
									143	H Jacksonville	77 60
									154	H North Carolina	94 63
									155	H UAB	84 44
									236	N Sam Houston St.	94 37
									255	A Clemson	85 40
									255	H Clemson	75 56
									261	H Murray St.	101 59
									324	A LIU Brooklyn	78 42
									327	H North Florida	80 28
LAST 12 Division I GAMES:											
26	N Miami (FL)	56 74	46	A Duke	69 53						
26	H Miami (FL)	70 67	255	H Clemson	75 56						
47	A North Carolina St.	56 52	122	H Virginia Tech	68 50						
1	H Notre Dame	66 73	140	A Wake Forest	96 55						
13	A Syracuse	73 83	26	A Miami (FL)	69 58						
154	H North Carolina	94 63	109	H Virginia	70 48						

Non-Div I Games:

Florida St.

Average RPI Win:	211	WON-LOST	WINNING	LAST 10	STRENGTH OF	OPP. STRENGTH	TEAM	ADJ.	CONF.	ADJ CONF.
Average RPI Loss:	86	RECORD	PCT. RANK	GAMES	SCHEDULE	OF SCHEDULE	RPI	RPI	RPI	RPI
DIV. I ONLY	14- 17	199	5- 5	94	93	163	163	7	7	
DIV. I NON-CONF.	5- 8	209	0- 0	174	136	233	233	8	8	
TOTALS	RPI 1-25	RPI 26-50	W-L RECORDS	RPI 51-100	RPI 101-150	RPI 150+				
14- 17	1- 3	1- 3	OVERALL	0- 5	1- 3	11- 3				
11- 4	1- 0	1- 0	HOME	0- 3	1- 0	8- 1				
2- 10	0- 0	0- 2	AWAY	0- 1	0- 0	2- 0				
1- 3	0- 2	0- 0	NEUTRAL	0- 0	0- 1	1- 0				
5- 8	0- 1	0- 2	NON-CONFERENCE	0- 2	0- 2	5- 1				
4- 3	0- 0	0- 0	HOME	0- 2	0- 0	4- 1				
1- 3	0- 0	0- 2	AWAY	0- 0	0- 1	1- 0				
0- 2	0- 1	0- 0	NEUTRAL	0- 0	0- 1	0- 0				
9- 9	1- 2	1- 1	CONFERENCE	0- 3	1- 1	6- 2				
7- 1	1- 0	1- 0	HOME	0- 1	1- 0	4- 0				
1- 7	0- 1	0- 1	AWAY	0- 2	0- 1	1- 2				
1- 1	0- 1	0- 0	NEUTRAL	0- 0	0- 0	1- 0				

RPI S	Opponent	Score	RPI S	Opponent	Score	RPI S	Opponent	Score	RPI S	Opponent	Score	Team's RPI: 163
13 N	Syracuse	54 76	36 A	St. Bonaventure	41 55	54 H	Saint Louis	49 51	116 A	Saint Joseph's	51 61	
18 A	Duquesne	40 55	36 H	St. Bonaventure	77 68	71 H	Temple	44 57	116 H	Saint Joseph's	47 40	
18 N	Duquesne	65 70	38 A	Princeton	44 55	72 A	VCU	51 61	134 A	Penn St.	59 75	
21 H	George Washington	76 69	41 A	Seton Hall	54 66	75 H	Vanderbilt	40 53	138 N	Texas Tech	48 62	
						85 A	Dayton	55 77	162 H	Delaware	48 55	
									166 H	George Mason	66 54	
									188 A	Davidson	51 69	
									188 H	Davidson	51 40	
									198 A	Richmond	48 52	
									212 H	Rhode Island	50 42	
									221 A	Massachusetts	60 55	
									221 N	Massachusetts	73 62	
									247 A	Manhattan	60 49	
									276 H	Central Conn. St.	63 48	
									281 H	La Salle	54 44	
									313 H	A&M-Corpus Christi	67 49	
									323 H	Delaware St.	74 58	
									329 H	Lafayette	61 49	
LAST 12 Division I GAMES:												
18 N	Duquesne	65 70	281 H	La Salle	54 44							
221 N	Massachusetts	73 62	116 A	Saint Joseph's	51 61							
85 A	Dayton	55 77	221 A	Massachusetts	60 55							
36 H	St. Bonaventure	77 68	21 H	George Washington	76 69							
54 H	Saint Louis	49 51	212 H	Rhode Island	50 42							
198 A	Richmond	48 52	72 A	VCU	51 61							

Non-Div I Games:

Fordham

■ Loss, 
 ■ Non-Conf, S Site, 
 ■ Home 
 ■ Away 
 N Neutral

RPI 1-25					
RPI	S	Opponent	Score		
21	H	George Washington	53	61	
RPI 26-50					
RPI	S	Opponent	Score		
33	H	Washington	79	89	
43	A	Colorado St.	55	68	
RPI 51-100					
RPI	S	Opponent	Score		
53	A	St. Mary's (CA)	81	83	
58	A	UC Riverside	68	86	
83	H	San Diego	68	72	
88	A	Utah	63	78	
Team's RPI: 106					
RPI	S	Opponent	Score		
153	H	Boise St.	62	57	
158	N	Northeastern	69	55	
164	A	New Mexico	69	65	
164	H	New Mexico	51	43	
186	A	Cal Poly	60	64	
199	A	San Jose St.	59	54	
199	H	San Jose St.	64	66	
209	A	UNLV	66	60	
209	A	UNLV	57	52	
209	H	UNLV	58	54	
210	H	CSU Bakersfield	57	52	
230	A	Utah St.	67	61	
230	H	Utah St.	66	62	
230	N	Utah St.	55	47	
234	A	San Diego St.	54	65	
234	H	San Diego St.	54	49	
258	A	Wyoming	49	42	
258	H	Wyoming	64	52	
325	A	Nevada	67	59	
325	H	Nevada	65	56	
341	A	Air Force	63	48	
341	H	Air Force	70	46	
LAST 12 Division I GAMES:					
209	A	UNLV	66	60	
230	N	Utah St.	55	47	
230	H	Utah St.	66	62	
43	A	Colorado St.	55	68	
164	H	New Mexico	51	43	
341	A	Air Force	63	48	
230	A	Utah St.	67	61	
258	H	Wyoming	64	52	
325	H	Nevada	65	56	
234	A	San Diego St.	54	65	
209	A	UNLV	57	52	
199	H	San Jose St.	64	66	

Page 102

Average RPI Win: <b>266</b>	WON-LOST	WINNING	LAST 10	STRENGTH OF	OPP. STRENGTH	TEAM	ADJ.	CONF.	ADJ CONF.
Average RPI Loss: <b>128</b>	RECORD	PCT. RANK	GAMES	SCHEDULE	OF SCHEDULE	RPI	RPI	RPI	RPI
DIV. I ONLY	<b>13- 16</b>	<b>202</b>	<b>4- 6</b>	<b>232</b>	<b>204</b>	<b>215</b>	<b>215</b>	<b>17</b>	<b>17</b>
DIV. I NON-CONF.	<b>5- 8</b>	<b>209</b>	<b>0- 0</b>	<b>257</b>	<b>240</b>	<b>240</b>	<b>240</b>	<b>15</b>	<b>15</b>
TOTALS	RPI 1-25	RPI 26-50	W-L RECORDS	RPI 51-100	RPI 101-150	RPI 150+			
13- 16	0- 0	0- 3	OVERALL	0- 2	0- 7	13- 4			
7- 5	0- 0	0- 1	HOME	0- 1	0- 2	7- 1			
5- 10	0- 0	0- 0	AWAY	0- 1	0- 1	5- 0			
1- 1	0- 0	0- 0	NEUTRAL	0- 0	0- 1	1- 0			
5- 8	0- 0	0- 1	NON-CONFERENCE	0- 2	0- 2	5- 3			
3- 2	0- 0	0- 0	HOME	0- 1	0- 0	3- 1			
2- 6	0- 0	0- 1	AWAY	0- 1	0- 2	2- 2			
0- 0	0- 0	0- 0	NEUTRAL	0- 0	0- 0	0- 0			
8- 8	0- 0	0- 2	CONFERENCE	0- 0	0- 5	8- 1			
4- 3	0- 0	0- 1	HOME	0- 0	0- 2	4- 0			
3- 4	0- 0	0- 1	AWAY	0- 0	0- 2	3- 1			
1- 1	0- 0	0- 0	NEUTRAL	0- 0	0- 1	1- 0			

RPI S	Opponent	Score	RPI S	Opponent	Score	RPI S	Opponent	Score	RPI S	Opponent	Score	Team's RPI: 215
37	A Georgia	39 77	72	A VCU	45 67	110	A Samford	63 77				
40	A Chattanooga	46 61	89	H Elon	55 65	110	H Samford	45 58				
40	H Chattanooga	50 56				112	A Mercer	62 64				
						112	H Mercer	50 61				
						112	N Mercer	50 64				
						122	A Virginia Tech	30 59				
						133	A UNC Asheville	71 84				
						165	A ETSU	64 68				
						165	H ETSU	81 77				
						165	N ETSU	71 68				
						188	H Davidson	51 69				
						198	A Richmond	69 62				
						213	A USC Upstate	75 63				
						255	H Clemson	70 49				
						257	A Appalachian St.	78 92				
						288	H South Carolina St.	59 46				
						301	A Western Caro.	83 76				
						301	H Western Caro.	71 56				
						308	A Wofford	70 61				
						308	H Wofford	70 64				
						312	A UNCG	75 59				
						312	H UNCG	85 71				
						326	H Winthrop	71 52				
						348	A N.C. Central	61 66				
LAST 12 Division I GAMES:												
112	N Mercer	50 64	308	H Wofford	70 64							
165	N ETSU	71 68	165	A ETSU	64 68							
112	A Mercer	62 64	40	A Chattanooga	46 61							
110	A Samford	63 77	112	H Mercer	50 61							
301	H Western Caro.	71 56	110	H Samford	45 58							
312	H UNCG	85 71	312	A UNCG	75 59							

Non-Div I Games: Converse 89 52 North Greenville 69 39

Furman

Loss, Non-Conf, S Site, H Home A Away N Neutral

## Ga. Southern

Through Games Of March 9, 2016

Average RPI Win:	265	WON-LOST	WINNING	LAST 10	STRENGTH OF	OPP. STRENGTH	TEAM	ADJ.	CONF.	ADJ CONF.
Average RPI Loss:	170	RECORD	PCT. RANK	GAMES	SCHEDULE	OF SCHEDULE	RPI	RPI	RPI	RPI
DIV. I ONLY	7- 22	297	1- 9	205	250	294	294	15	15	
DIV. I NON-CONF.	3- 6	234	0- 0	218	348	267	267	14	14	
TOTALS	RPI 1-25	RPI 26-50	W-L RECORDS	RPI 51-100	RPI 101-150	RPI 150+				
7- 22	0- 0	0- 3	OVERALL	0- 0	0- 7	7- 12				
4- 10	0- 0	0- 1	HOME	0- 0	0- 3	4- 6				
3- 11	0- 0	0- 2	AWAY	0- 0	0- 4	3- 5				
0- 1	0- 0	0- 0	NEUTRAL	0- 0	0- 0	0- 1				
3- 6	0- 0	0- 1	NON-CONFERENCE	0- 0	0- 1	3- 4				
2- 2	0- 0	0- 0	HOME	0- 0	0- 0	2- 2				
1- 3	0- 0	0- 1	AWAY	0- 0	0- 1	1- 1				
0- 1	0- 0	0- 0	NEUTRAL	0- 0	0- 0	0- 1				
4- 16	0- 0	0- 2	CONFERENCE	0- 0	0- 6	4- 8				
2- 8	0- 0	0- 1	HOME	0- 0	0- 3	2- 4				
2- 8	0- 0	0- 1	AWAY	0- 0	0- 3	2- 4				
0- 0	0- 0	0- 0	NEUTRAL	0- 0	0- 0	0- 0				

RPI 1-25			RPI 26-50			RPI 51-100			RPI 101+			Team's RPI: 294
RPI	S	Opponent	Score	RPI	S	Opponent	Score	RPI	S	Opponent	Score	
				37	A	Georgia	28 75	105	A	Little Rock	36 69	
				39	A	Arkansas St.	54 77	105	H	Little Rock	45 50	
				39	H	Arkansas St.	52 79	112	A	Mercer	50 62	
								128	A	La.-Lafayette	49 56	
								128	H	La.-Lafayette	39 56	
								136	A	Troy	68 84	
								136	H	Troy	66 81	
								152	A	UT Arlington	31 70	
								152	H	UT Arlington	41 53	
								187	A	Stetson	57 79	
								192	A	South Ala.	45 48	
								192	H	South Ala.	57 43	
								194	H	Robert Morris	49 64	
								245	A	Texas St.	56 61	
								245	H	Texas St.	78 64	
								252	N	Bethune-Cookman	49 65	
								257	A	Appalachian St.	65 50	
								257	H	Appalachian St.	62 68	
								270	A	La.-Monroe	49 59	
								270	H	La.-Monroe	49 50	
								271	A	Georgia St.	61 50	
								271	H	Georgia St.	60 61	
								295	H	Charleston So.	64 51	
								298	H	Jacksonville St.	60 56	
								299	A	Savannah St.	64 48	
								333	H	Lipscomb	55 66	
LAST 12 Division I GAMES:												
128	A	La.-Lafayette	49 56	192	A	South Ala.	45 48					
270	A	La.-Monroe	49 59	136	A	Troy	68 84					
257	H	Appalachian St.	62 68	245	H	Texas St.	78 64					
271	H	Georgia St.	60 61	152	H	UT Arlington	41 53					
105	H	Little Rock	45 50	39	A	Arkansas St.	54 77					
39	H	Arkansas St.	52 79	105	A	Little Rock	36 69					

Non-Div I Games:

Ga. Southern

■ Loss, 
 ■ Non-Conf, 
 ■ S Site, 
 ■ Home 
 ■ A Away 
 N Neutral



Average RPI Win:	241	WON-LOST	WINNING	LAST 10	STRENGTH OF	OPP. STRENGTH	TEAM	ADJ.	CONF.	ADJ CONF.
Average RPI Loss:	215	RECORD	PCT. RANK	GAMES	SCHEDULE	OF SCHEDULE	RPI	RPI	RPI	RPI
DIV. I ONLY	17- 11	108	6- 4	318	276	205	205	27	27	
DIV. I NON-CONF.	4- 4	160	0- 0	333	128	280	280	29	29	
TOTALS	RPI 1-25	RPI 26-50	W-L RECORDS	RPI 51-100	RPI 101-150	RPI 150+				
17- 11	0- 0	0- 0	OVERALL	0- 0	3- 3	14- 8				
12- 2	0- 0	0- 0	HOME	0- 0	2- 0	10- 2				
5- 6	0- 0	0- 0	AWAY	0- 0	1- 1	4- 5				
0- 3	0- 0	0- 0	NEUTRAL	0- 0	0- 2	0- 1				
4- 4	0- 0	0- 0	NON-CONFERENCE	0- 0	0- 2	4- 2				
3- 1	0- 0	0- 0	HOME	0- 0	0- 0	3- 1				
1- 0	0- 0	0- 0	AWAY	0- 0	0- 0	1- 0				
0- 3	0- 0	0- 0	NEUTRAL	0- 0	0- 2	0- 1				
13- 7	0- 0	0- 0	CONFERENCE	0- 0	3- 1	10- 6				
9- 1	0- 0	0- 0	HOME	0- 0	2- 0	7- 1				
4- 6	0- 0	0- 0	AWAY	0- 0	1- 1	3- 5				
0- 0	0- 0	0- 0	NEUTRAL	0- 0	0- 0	0- 0				

RPI 1-25			RPI 26-50			RPI 51-100			RPI 101+ Team's RPI: 205		
RPI	S	Opponent	Score	RPI	S	Opponent	Score	RPI	S	Opponent	Score
								124	N	Arizona	60 <b>79</b>
								132	A	Liberty	51 <b>73</b>
								132	H	Liberty	61 57
								133	A	UNC Asheville	58 56
								133	H	UNC Asheville	57 51
								146	N	Western Mich.	44 <b>71</b>
								154	A	North Carolina	66 65
								174	A	Radford	51 <b>54</b>
								174	H	Radford	54 50
								176	H	Pacific	77 <b>84</b>
								195	N	SMU	61 <b>69</b>
								208	A	Presbyterian	53 <b>60</b>
								208	H	Presbyterian	51 40
								251	A	High Point	79 72
								251	H	High Point	82 70
								268	A	Campbell	70 35
								268	H	Campbell	68 56
								283	A	Coastal Caro.	61 51
								283	H	Coastal Caro.	56 <b>59</b>
								288	H	Kennesaw St.	70 56
								295	A	Charleston So.	63 <b>66</b>
								295	H	Charleston So.	63 55
								308	H	Wofford	64 61
								311	A	Longwood	59 <b>62</b>
								311	H	Longwood	67 42
								312	H	UNCG	59 57
LAST 12 Division I GAMES:											
311	A	Longwood	59 <b>62</b>	174	A	Radford	51 <b>54</b>				
283	A	Coastal Caro.	61 51	326	H	Winthrop	70 52				
133	H	UNC Asheville	57 51	268	H	Campbell	68 56				
295	A	Charleston So.	63 <b>66</b>	208	A	Presbyterian	53 <b>60</b>				
208	H	Presbyterian	51 40	132	A	Liberty	51 <b>73</b>				
251	A	High Point	79 72	174	H	Radford	54 50				

Non-Div I Games: Montreat 84 49 Bluefield Col. 64 51

Gardner-Webb

Loss, Non-Conf, S Site, H Home A Away N Neutral

RPI	S	Opponent	Score	
326	A	Winthrop	62	81
326	H	Winthrop	70	52

Gardner-Webb

Gardner-Webb

Gardner-Webb

## George Mason

Through Games Of March 9, 2016

Average RPI Win:	191	WON-LOST	WINNING	LAST 10	STRENGTH OF	OPP. STRENGTH	TEAM	ADJ.	CONF.	ADJ CONF.
Average RPI Loss:	94	RECORD	PCT. RANK	GAMES	SCHEDULE	OF SCHEDULE	RPI	RPI	RPI	RPI
DIV. I ONLY	12- 19	241	4- 6	87	85	166	166	7	7	
DIV. I NON-CONF.	5- 8	209	0- 0	251	95	237	237	8	8	
TOTALS	RPI 1-25	RPI 26-50	W-L RECORDS	RPI 51-100	RPI 101-150	RPI 150+				
12- 19	0- 4	0- 2	OVERALL	3- 5	1- 3	8- 5				
7- 5	0- 2	0- 0	HOME	1- 1	1- 1	5- 1				
2- 12	0- 1	0- 1	AWAY	1- 4	0- 2	1- 4				
3- 2	0- 1	0- 1	NEUTRAL	1- 0	0- 0	2- 0				
5- 8	0- 0	0- 1	NON-CONFERENCE	0- 2	0- 3	5- 2				
3- 1	0- 0	0- 0	HOME	0- 0	0- 1	3- 0				
0- 6	0- 0	0- 0	AWAY	0- 2	0- 2	0- 2				
2- 1	0- 0	0- 1	NEUTRAL	0- 0	0- 0	2- 0				
7- 11	0- 4	0- 1	CONFERENCE	3- 3	1- 0	3- 3				
4- 4	0- 2	0- 0	HOME	1- 1	1- 0	2- 1				
2- 6	0- 1	0- 1	AWAY	1- 2	0- 0	1- 2				
1- 1	0- 1	0- 0	NEUTRAL	1- 0	0- 0	0- 0				

RPI 1-25				RPI 26-50				RPI 51-100				RPI 101+ Team's RPI: 166			
RPI	S	Opponent	Score	RPI	S	Opponent	Score	RPI	S	Opponent	Score	RPI	S	Opponent	Score
18	H	Duquesne	56 72	35	N	Western Ky.	58 84	54	A	Saint Louis	73 63	101	H	Georgetown	57 63
21	A	George Washington	68 82	36	A	St. Bonaventure	55 70	54	H	Saint Louis	50 61	116	H	Saint Joseph's	55 41
21	H	George Washington	66 73					57	A	Auburn	59 88	122	A	Virginia Tech	63 80
21	N	George Washington	48 78					72	A	VCU	34 65	124	A	Arizona	60 68
								72	H	VCU	70 54	162	H	Delaware	90 83
								85	A	Dayton	58 81	163	A	Fordham	54 66
								85	N	Dayton	66 62	174	A	Radford	63 66
								88	A	Utah	62 74	188	A	Davidson	63 68
												191	N	Tulsa	64 63
												198	H	Richmond	50 57
												209	A	UNLV	59 67
												212	A	Rhode Island	68 65
												221	H	Massachusetts	64 59
												267	N	Pepperdine	71 63
												281	H	La Salle	79 70
												285	H	Towson	88 76
												341	H	Air Force	69 52
LAST 12 Division I GAMES:															
		21	N	George Washington	48	78		85	A	Dayton	58	81			
		85	N	Dayton	66	62		116	H	Saint Joseph's	55	41			
		21	H	George Washington	66	73		188	A	Davidson	63	68			
		72	A	VCU	34	65		221	H	Massachusetts	64	59			
		198	H	Richmond	50	57		54	H	Saint Louis	50	61			
		212	A	Rhode Island	68	65		21	A	George Washington	68	82			

Non-Div I Games:

George Mason

■ Loss, 
 ■ Non-Conf, 
 ■ S Site, 
 ■ H Home 
 ■ A Away 
 N Neutral

Average RPI Win:	147	WON-LOST	WINNING	LAST 10	STRENGTH OF	OPP. STRENGTH	TEAM	ADJ.	CONF.	ADJ CONF.
Average RPI Loss:	74	RECORD	PCT. RANK	GAMES	SCHEDULE	OF SCHEDULE	RPI	RPI	RPI	RPI
DIV. I ONLY	26- 6	23	7- 3	72	81	21	21	7	7	
DIV. I NON-CONF.	10- 3	61	0- 0	73	76	46	46	8	8	
TOTALS	RPI 1-25	RPI 26-50	W-L RECORDS	RPI 51-100	RPI 101-150	RPI 150+				
26- 6	2- 1	0- 1	OVERALL	6- 2	4- 1	14- 1				
12- 2	0- 0	0- 0	HOME	3- 2	1- 0	8- 0				
9- 3	1- 1	0- 1	AWAY	1- 0	3- 0	4- 1				
5- 1	1- 0	0- 0	NEUTRAL	2- 0	0- 1	2- 0				
10- 3	0- 1	0- 0	NON-CONFERENCE	2- 1	3- 1	5- 0				
5- 1	0- 0	0- 0	HOME	1- 1	1- 0	3- 0				
3- 1	0- 1	0- 0	AWAY	0- 0	2- 0	1- 0				
2- 1	0- 0	0- 0	NEUTRAL	1- 0	0- 1	1- 0				
16- 3	2- 0	0- 1	CONFERENCE	4- 1	1- 0	9- 1				
7- 1	0- 0	0- 0	HOME	2- 1	0- 0	5- 0				
6- 2	1- 0	0- 1	AWAY	1- 0	1- 0	3- 1				
3- 0	1- 0	0- 0	NEUTRAL	1- 0	0- 0	1- 0				

RPI	S	Opponent	Score	RPI	S	Opponent	Score	RPI	S	Opponent	Score	RPI	S	Opponent	Score
10	A	Stanford	63 84	36	A	St. Bonaventure	67 69	54	H	Saint Louis	89 80	102	H	Iona	70 65
18	A	Duquesne	70 52					56	H	Villanova	78 70	103	N	Wright St.	71 77
18	N	Duquesne	63 60					59	N	Iowa	81 77	106	A	Fresno St.	61 53
								62	H	FGCU	60 64	111	A	Memphis	68 62
								72	H	VCU	68 79	116	A	Saint Joseph's	70 45
								72	N	VCU	72 58	163	A	Fordham	69 76
								85	A	Dayton	62 61	166	A	George Mason	73 66
								85	H	Dayton	72 62	166	H	George Mason	82 68
												166	N	George Mason	78 48
												179	A	Illinois	70 57
												181	H	Grambling	85 58
												188	A	Davidson	79 60
												198	A	Richmond	62 47
												198	H	Richmond	55 53
												212	H	Rhode Island	68 52
												218	H	Hartford	82 51
												221	H	Massachusetts	67 50
												272	H	American	78 48
												281	H	La Salle	83 59
												286	N	Houston	82 78
LAST 12 Division I GAMES:															
18	N	Duquesne	63 60	36	A	St. Bonaventure	67 69								
72	N	VCU	72 58	85	H	Dayton	72 62								
166	N	George Mason	78 48	198	A	Richmond	62 47								
166	A	George Mason	73 66	163	A	Fordham	69 76								
198	H	Richmond	55 53	54	H	Saint Louis	89 80								
72	H	VCU	68 79	188	A	Davidson	79 60								

Non-Div I Games:

George Washington

■ Loss, 
 ■ Non-Conf, S Site, 
 ■ Home 
 ■ Away 
 N Neutral

## Georgetown

Through Games Of March 9, 2016

Average RPI Win: <b>171</b>	WON-LOST	WINNING	LAST 10	STRENGTH OF	OPP. STRENGTH	TEAM	ADJ.	CONF.	ADJ CONF.
Average RPI Loss: <b>80</b>	RECORD	PCT. RANK	GAMES	SCHEDULE	OF SCHEDULE	RPI	RPI	RPI	RPI
DIV. I ONLY	<b>16- 13</b>	<b>149</b>	<b>6- 4</b>	<b>89</b>	<b>83</b>	<b>101</b>	<b>101</b>	<b>6</b>	<b>6</b>
DIV. I NON-CONF.	<b>7- 3</b>	<b>91</b>	<b>0- 0</b>	<b>172</b>	<b>228</b>	<b>78</b>	<b>78</b>	<b>6</b>	<b>6</b>
TOTALS	RPI 1-25	RPI 26-50	W-L RECORDS	RPI 51-100	RPI 101-150	RPI 150+			
16- 13	0- 0	1- 7	OVERALL	3- 2	3- 1	9- 3			
8- 4	0- 0	0- 3	HOME	1- 1	2- 0	5- 0			
6- 8	0- 0	1- 3	AWAY	1- 1	1- 1	3- 3			
2- 1	0- 0	0- 1	NEUTRAL	1- 0	0- 0	1- 0			
7- 3	0- 0	0- 1	NON-CONFERENCE	1- 0	1- 1	5- 1			
3- 0	0- 0	0- 0	HOME	0- 0	1- 0	2- 0			
2- 3	0- 0	0- 1	AWAY	0- 0	0- 1	2- 1			
2- 0	0- 0	0- 0	NEUTRAL	1- 0	0- 0	1- 0			
9- 10	0- 0	1- 6	CONFERENCE	2- 2	2- 0	4- 2			
5- 4	0- 0	0- 3	HOME	1- 1	1- 0	3- 0			
4- 5	0- 0	1- 2	AWAY	1- 1	1- 0	1- 2			
0- 1	0- 0	0- 1	NEUTRAL	0- 0	0- 0	0- 0			

RPI S	Opponent	Score	RPI S	Opponent	Score	RPI S	Opponent	Score	RPI S	Opponent	Score	Team's RPI: 101
29	A DePaul	53 <b>75</b>	29	H DePaul	66 <b>80</b>	56	A Villanova	57 51	111	A Memphis	53 <b>57</b>	
36	A St. Bonaventure	54 <b>69</b>	41	A Seton Hall	73 65	87	N Quinnipiac	80 68	114	A Creighton	57 44	
41	A Seton Hall	73 65	41	H Seton Hall	75 <b>83</b>	100	A Marquette	72 <b>87</b>	114	H Creighton	69 57	
42	A St. John's (NY)	55 <b>63</b>	42	A St. John's (NY)	60 <b>65</b>	100	H Marquette	75 72	122	H Virginia Tech	73 56	
42	H St. John's (NY)	60 <b>65</b>	42	N St. John's (NY)	52 <b>65</b>				159	A Alabama	66 <b>78</b>	
									162	H Delaware	61 50	
									166	A George Mason	63 57	
									168	A Xavier	54 <b>59</b>	
									168	H Xavier	63 51	
									183	A Butler	76 <b>82</b>	
									183	H Butler	49 35	
									265	A Providence	82 51	
									265	H Providence	63 53	
									280	A UMES	71 60	
									285	H Towson	82 46	
									335	N St. Francis Brooklyn	74 52	
LAST 12 Division I GAMES:												
42	N St. John's (NY)	52 <b>65</b>	29	H DePaul	66 <b>80</b>							
168	H Xavier	63 51	100	H Marquette	75 72							
183	H Butler	49 35	114	A Creighton	57 44							
56	H Villanova	60 <b>63</b>	265	A Providence	82 51							
42	A St. John's (NY)	55 <b>63</b>	56	A Villanova	57 51							
41	A Seton Hall	73 65	41	H Seton Hall	75 <b>83</b>							

Non-Div I Games:

Georgetown

■ Loss, 
 ■ Non-Conf, 
 ■ S Site, 
 ■ H Home 
 ■ A Away 
 N Neutral

Average RPI Win:	135	WON-LOST	WINNING	LAST 10	STRENGTH OF	OPP. STRENGTH	TEAM	ADJ.	CONF.	ADJ CONF.
Average RPI Loss:	53	RECORD	PCT. RANK	GAMES	SCHEDULE	OF SCHEDULE	RPI	RPI	RPI	RPI
DIV. I ONLY	21- 9	63	7- 3	38	44	37	37	2	2	
DIV. I NON-CONF.	12- 1	9	1- 0	106	174	15	15	2	2	
TOTALS	RPI 1-25	RPI 26-50	W-L RECORDS	RPI 51-100	RPI 101-150	RPI 150+				
21- 9	4- 4	2- 2	OVERALL	3- 1	4- 1	8- 1				
14- 3	2- 1	1- 1	HOME	2- 0	2- 1	7- 0				
6- 5	1- 3	1- 1	AWAY	1- 0	2- 0	1- 1				
1- 1	1- 0	0- 0	NEUTRAL	0- 1	0- 0	0- 0				
12- 1	1- 1	1- 0	NON-CONFERENCE	1- 0	2- 0	7- 0				
9- 0	0- 0	1- 0	HOME	1- 0	1- 0	6- 0				
2- 1	0- 1	0- 0	AWAY	0- 0	1- 0	1- 0				
1- 0	1- 0	0- 0	NEUTRAL	0- 0	0- 0	0- 0				
9- 8	3- 3	1- 2	CONFERENCE	2- 1	2- 1	1- 1				
5- 3	2- 1	0- 1	HOME	1- 0	1- 1	1- 0				
4- 4	1- 2	1- 1	AWAY	1- 0	1- 0	0- 1				
0- 1	0- 0	0- 0	NEUTRAL	0- 1	0- 0	0- 0				

RPI 1-25				RPI 26-50				Team's RPI: 37	RPI 51-100				RPI 101+			
RPI	S	Opponent	Score	RPI	S	Opponent	Score		RPI	S	Opponent	Score	RPI	S	Opponent	Score
4	A	South Carolina	51 61	28	A	Tennessee	60 80		57	H	Auburn	63 30	103	A	Wright St.	63 57
12	H	Kentucky	53 64	41	H	Seton Hall	70 52		73	H	Georgia Tech	78 66	112	H	Mercer	57 44
16	N	BYU	66 58	44	A	Missouri	65 50		75	A	Vanderbilt	64 58	123	A	LSU	58 47
17	A	Michigan St.	45 66	44	H	Missouri	48 54		75	N	Vanderbilt	49 54	123	H	LSU	46 53
19	A	Texas A&M	62 73										141	H	Arkansas	72 57
24	H	Mississippi St.	47 43										159	A	Alabama	50 64
25	A	Florida	71 61										177	H	Ole Miss	70 56
25	H	Florida	74 63										187	H	Stetson	76 55
													215	H	Furman	77 39
													240	H	Cincinnati	60 42
													279	H	Tennessee Tech	81 48
													288	H	Kennesaw St.	89 34
													294	H	Ga. Southern	75 28
													300	A	CSUN	83 58
LAST 12 Division I GAMES:																
				75	N	Vanderbilt	49 54		123	A	LSU	58 47				
				300	A	CSUN	83 58		177	H	Ole Miss	70 56				
				28	A	Tennessee	60 80		44	A	Missouri	65 50				
				141	H	Arkansas	72 57		75	A	Vanderbilt	64 58				
				25	H	Florida	74 63		57	H	Auburn	63 30				
				4	A	South Carolina	51 61		123	H	LSU	46 53				

Non-Div I Games:

Georgia

■ Loss, 
 ■ Non-Conf, S Site, 
 ■ Home 
 ■ Away 
 N Neutral

Average RPI Win:	260	WON-LOST	WINNING	LAST 10	STRENGTH OF	OPP. STRENGTH	TEAM	ADJ.	CONF.	ADJ CONF.
Average RPI Loss:	171	RECORD	PCT. RANK	GAMES	SCHEDULE	OF SCHEDULE	RPI	RPI	RPI	RPI
DIV. I ONLY	10- 19	259	2- 8	264	238	271	271	15	15	
DIV. I NON-CONF.	5- 4	138	0- 0	308	346	231	231	14	14	
TOTALS	RPI 1-25	RPI 26-50	W-L RECORDS	RPI 51-100	RPI 101-150	RPI 150+				
10- 19	0- 0	0- 2	OVERALL	0- 1	0- 6	10- 10				
4- 10	0- 0	0- 1	HOME	0- 1	0- 3	4- 5				
5- 9	0- 0	0- 1	AWAY	0- 0	0- 3	5- 5				
1- 0	0- 0	0- 0	NEUTRAL	0- 0	0- 0	1- 0				
5- 4	0- 0	0- 0	NON-CONFERENCE	0- 1	0- 0	5- 3				
2- 2	0- 0	0- 0	HOME	0- 1	0- 0	2- 1				
2- 2	0- 0	0- 0	AWAY	0- 0	0- 0	2- 2				
1- 0	0- 0	0- 0	NEUTRAL	0- 0	0- 0	1- 0				
5- 15	0- 0	0- 2	CONFERENCE	0- 0	0- 6	5- 7				
2- 8	0- 0	0- 1	HOME	0- 0	0- 3	2- 4				
3- 7	0- 0	0- 1	AWAY	0- 0	0- 3	3- 3				
0- 0	0- 0	0- 0	NEUTRAL	0- 0	0- 0	3- 0				

RPI S	Opponent	Score	RPI S	Opponent	Score	RPI S	Opponent	Score	RPI S	Opponent	Score	Team's RPI: 271
39	A Arkansas St.	54 75	39	H Arkansas St.	64 85	76	H Charlotte	71 83	105	A Little Rock	32 59	
									105	H Little Rock	39 54	
									128	A La.-Lafayette	60 65	
									128	H La.-Lafayette	57 77	
									136	A Troy	78 89	
									136	H Troy	90 97	
									152	A UT Arlington	68 63	
									152	H UT Arlington	45 74	
									159	A Alabama	56 72	
									187	A Stetson	80 72	
									192	A South Ala.	45 83	
									192	H South Ala.	52 60	
									245	A Texas St.	71 80	
									245	H Texas St.	73 62	
									252	N Bethune-Cookman	68 61	
									257	A Appalachian St.	80 75	
									257	H Appalachian St.	69 72	
									270	A La.-Monroe	68 82	
									270	H La.-Monroe	65 52	
									279	A Tennessee Tech	65 72	
									288	A Kennesaw St.	66 62	
									294	A Ga. Southern	61 60	
									294	H Ga. Southern	50 61	
									309	H Morehead St.	90 99	
									327	H North Florida	76 63	
									328	H Howard	65 58	
LAST 12 Division I GAMES:												
270	A La.-Monroe	68 82	136	A Troy	78 89							
128	A La.-Lafayette	60 65	192	A South Ala.	45 83							
257	H Appalachian St.	69 72	152	H UT Arlington	45 74							
294	A Ga. Southern	61 60	245	H Texas St.	73 62							
39	H Arkansas St.	64 85	105	A Little Rock	32 59							
105	H Little Rock	39 54	39	A Arkansas St.	54 75							

Non-Div I Games:

Georgia St.

■ Loss, 
 ■ Non-Conf, 
 ■ S Site, 
 ■ H Home 
 ■ A Away 
 N Neutral

Average RPI Win: 188		WON-LOST	WINNING	LAST 10	STRENGTH OF	OPP. STRENGTH	TEAM	ADJ.	CONF.	ADJ CONF.
Average RPI Loss: 35		RECORD	PCT. RANK	GAMES	SCHEDULE	OF SCHEDULE	RPI	RPI	RPI	RPI
DIV. I ONLY		19- 12	106	7- 3	55	75	73	73	4	4
DIV. I NON-CONF.		10- 3	61	0- 0	126	310	74	74	5	5
TOTALS	RPI 1-25	RPI 26-50		W-L RECORDS		RPI 51-100	RPI 101-150	RPI 150+		
19- 12	0- 6	1- 4		OVERALL		0- 1	7- 1	11- 0		
12- 4	0- 2	0- 1		HOME		0- 0	3- 1	9- 0		
5- 6	0- 3	1- 3		AWAY		0- 0	3- 0	1- 0		
2- 2	0- 1	0- 0		NEUTRAL		0- 1	1- 0	1- 0		
10- 3	0- 0	0- 2		NON-CONFERENCE		0- 1	2- 0	8- 0		
8- 0	0- 0	0- 0		HOME		0- 0	1- 0	7- 0		
1- 2	0- 0	0- 2		AWAY		0- 0	1- 0	0- 0		
1- 1	0- 0	0- 0		NEUTRAL		0- 1	0- 0	1- 0		
9- 9	0- 6	1- 2		CONFERENCE		0- 0	5- 1	3- 0		
4- 4	0- 2	0- 1		HOME		0- 0	2- 1	2- 0		
4- 4	0- 3	1- 1		AWAY		0- 0	2- 0	1- 0		
1- 1	0- 1	0- 0		NEUTRAL		0- 0	1- 0	0- 0		

RPI 1-25					
RPI	S	Opponent	Score		
1	A	Notre Dame	76	85	
1	H	Notre Dame	42	54	
13	A	Syracuse	52	71	
14	H	Louisville	65	78	
14	N	Louisville	50	60	
15	A	Florida St.	69	75	

RPI 26-50					
RPI	S	Opponent	Score		
26	H	Miami (FL)	55	58	
37	A	Georgia	66	78	
45	A	Indiana	60	69	
46	A	Duke	64	59	
47	A	North Carolina St.	57	65	

Team's RPI: 73					
RPI	S	Opponent	Score		
94	N	UNI	58	61	

RPI 101+					
RPI	S	Opponent	Score		
109	H	Virginia	67	78	
110	H	Samford	66	55	
119	H	Boston College	62	56	
122	A	Virginia Tech	51	34	
127	A	IUPUI	60	50	
129	A	Pittsburgh	66	60	
140	H	Wake Forest	66	51	
140	N	Wake Forest	67	65	
154	H	North Carolina	80	73	
159	H	Alabama	70	58	
173	H	Loyola Chicago	84	77	
213	H	USC Upstate	87	46	
246	H	Alabama St.	80	54	
251	N	High Point	81	61	
255	A	Clemson	76	63	
255	H	Clemson	77	48	
275	H	Prairie View	96	48	
318	H	Southeastern La.	102	49	
335	H	St. Francis Brooklyn	89	51	

LAST 12 Division I GAMES:					
14	N	Louisville	50	60	
140	N	Wake Forest	67	65	
140	H	Wake Forest	66	51	
129	A	Pittsburgh	66	60	
46	A	Duke	64	59	
255	H	Clemson	77	48	
26	H	Miami (FL)	55	58	
13	A	Syracuse	52	71	
122	A	Virginia Tech	51	34	
119	H	Boston College	62	56	
1	H	Notre Dame	42	54	
255	A	Clemson	76	63	

Non-Div I Games:

Georgia Tech

■ Loss, ■ Non-Conf, S Site, H Home A Away N Neutral



## Gonzaga

Through Games Of March 9, 2016

Average RPI Win:	194	WON-LOST	WINNING	LAST 10	STRENGTH OF	OPP. STRENGTH	TEAM	ADJ.	CONF.	ADJ CONF.
Average RPI Loss:	75	RECORD	PCT. RANK	GAMES	SCHEDULE	OF SCHEDULE	RPI	RPI	RPI	RPI
DIV. I ONLY	18- 13	129	4- 6	99	91	115	115	8	8	
DIV. I NON-CONF.	8- 4	99	0- 0	169	81	125	125	9	9	
TOTALS	RPI 1-25	RPI 26-50	W-L RECORDS	RPI 51-100	RPI 101-150	RPI 150+				
18- 13	2- 2	0- 0	OVERALL	3- 9	0- 0	13- 2				
13- 4	2- 1	0- 0	HOME	2- 3	0- 0	9- 0				
5- 7	0- 1	0- 0	AWAY	1- 5	0- 0	4- 1				
0- 2	0- 0	0- 0	NEUTRAL	0- 1	0- 0	0- 1				
8- 4	1- 1	0- 0	NON-CONFERENCE	1- 2	0- 0	6- 1				
6- 2	1- 1	0- 0	HOME	0- 1	0- 0	5- 0				
2- 1	0- 0	0- 0	AWAY	1- 1	0- 0	1- 0				
0- 1	0- 0	0- 0	NEUTRAL	0- 0	0- 0	0- 1				
10- 9	1- 1	0- 0	CONFERENCE	2- 7	0- 0	7- 1				
7- 2	1- 0	0- 0	HOME	2- 2	0- 0	4- 0				
3- 6	0- 1	0- 0	AWAY	0- 4	0- 0	3- 1				
0- 1	0- 0	0- 0	NEUTRAL	0- 1	0- 0	0- 0				

RPI 1-25				RPI 26-50				RPI 51-100				RPI 101+ Team's RPI: 115			
RPI	S	Opponent	Score	RPI	S	Opponent	Score	RPI	S	Opponent	Score	RPI	S	Opponent	Score
10	H	Stanford	48 65					53	A	St. Mary's (CA)	47 66	154	N	North Carolina	62 67
16	A	BYU	54 58					53	H	St. Mary's (CA)	68 69	160	H	Montana St.	65 52
16	H	BYU	73 55					55	H	Southern California	56 60	169	H	Eastern Wash.	78 56
22	H	West Virginia	62 57					64	A	Santa Clara	64 71	176	A	Pacific	83 84
								64	H	Santa Clara	53 44	176	H	Pacific	68 61
								64	N	Santa Clara	58 59	228	H	Grand Canyon	70 44
								69	A	San Francisco	52 71	242	A	Loyola Marymount	66 59
								69	H	San Francisco	68 47	242	H	Loyola Marymount	83 68
								83	A	San Diego	54 63	258	H	Wyoming	61 57
								83	H	San Diego	57 58	267	A	Pepperdine	74 57
								85	A	Dayton	57 47	267	H	Pepperdine	56 39
								97	A	Washington St.	48 55	292	A	Portland	71 63
												292	H	Portland	86 51
												293	A	Colgate	80 50
												341	H	Air Force	88 35
LAST 12 Division I GAMES:															
64	N	Santa Clara	58 59	267	H	Pepperdine	56 39								
16	H	BYU	73 55	242	H	Loyola Marymount	83 68								
83	H	San Diego	57 58	69	A	San Francisco	52 71								
176	A	Pacific	83 84	64	A	Santa Clara	64 71								
53	A	St. Mary's (CA)	47 66	176	H	Pacific	68 61								
292	H	Portland	86 51	53	H	St. Mary's (CA)	68 69								

Non-Div I Games:

Gonzaga

■ Loss, 
 ■ Non-Conf, 
 ■ S Site, 
 ■ H Home 
 ■ A Away 
 N Neutral

Average RPI Win: <b>294</b>	WON-LOST	WINNING	LAST 10	STRENGTH OF	OPP. STRENGTH	TEAM	ADJ.	CONF.	ADJ CONF.
Average RPI Loss: <b>164</b>	RECORD	PCT. RANK	GAMES	SCHEDULE	OF SCHEDULE	RPI	RPI	RPI	RPI
DIV. I ONLY	<b>14- 13</b>	<b>158</b>	<b>8- 2</b>	<b>261</b>	<b>332</b>	<b>181</b>	<b>181</b>	<b>31</b>	<b>31</b>
DIV. I NON-CONF.	<b>1- 8</b>	<b>320</b>	<b>0- 0</b>	<b>44</b>	<b>66</b>	<b>207</b>	<b>207</b>	<b>31</b>	<b>31</b>
TOTALS	RPI 1-25	RPI 26-50	W-L RECORDS	RPI 51-100	RPI 101-150	RPI 150+			
14- 13	0- 3	0- 0	OVERALL	0- 0	0- 2	14- 8			
7- 2	0- 0	0- 0	HOME	0- 0	0- 0	7- 2			
7- 11	0- 0	0- 0	AWAY	0- 0	0- 2	7- 2			
0- 0	0- 0	0- 0	NEUTRAL	0- 0	0- 0	0- 0			
1- 8	0- 3	0- 0	NON-CONFERENCE	0- 0	0- 2	1- 3			
0- 0	0- 0	0- 0	HOME	0- 0	0- 0	0- 0			
1- 8	0- 3	0- 0	AWAY	0- 0	0- 2	1- 3			
0- 0	0- 0	0- 0	NEUTRAL	0- 0	0- 0	0- 0			
13- 5	0- 0	0- 0	CONFERENCE	0- 0	0- 0	13- 5			
7- 2	0- 0	0- 0	HOME	0- 0	0- 0	7- 2			
6- 3	0- 0	0- 0	AWAY	0- 0	0- 0	6- 3			
0- 0	0- 0	0- 0	NEUTRAL	0- 0	0- 0	0- 0			

RPI	S	Opponent	Score	RPI	S	Opponent	Score	RPI	S	Opponent	Score	RPI	S	Opponent	Score	Team's RPI: 181
2	A	Baylor	42 <b>96</b>					117	A	Northwestern St.	62 <b>71</b>					
21	A	George Washington	58 <b>85</b>					138	A	Texas Tech	55 <b>70</b>					
24	A	Mississippi St.	43 <b>107</b>					151	A	Southern U.	68 <b>80</b>					
								151	H	Southern U.	65 52					
								159	A	Alabama	57 <b>72</b>					
								191	A	Tulsa	51 <b>79</b>					
								215	A	William & Mary	55 <b>74</b>					
								231	A	Texas Southern	49 46					
								231	H	Texas Southern	50 <b>62</b>					
								246	A	Alabama St.	60 <b>69</b>					
								246	H	Alabama St.	89 69					
								275	A	Prairie View	51 44					
								275	H	Prairie View	69 66					
								297	A	Alcorn	85 76					
								297	H	Alcorn	66 <b>70</b>					
								306	A	Jackson St.	79 58					
								306	H	Jackson St.	75 61					
								307	A	Nicholls St.	69 65					
								337	A	Ark.-Pine Bluff	68 <b>83</b>					
								337	H	Ark.-Pine Bluff	67 49					
								346	A	Alabama A&M	75 67					
								346	H	Alabama A&M	75 56					
								349	A	Mississippi Val.	65 52					
								349	H	Mississippi Val.	79 55					
LAST 12 Division I GAMES:																
246	A	Alabama St.	60 <b>69</b>	275	A	Prairie View	51 44									
346	A	Alabama A&M	75 67	297	H	Alcorn	66 <b>70</b>									
349	H	Mississippi Val.	79 55	151	H	Southern U.	65 52									
337	H	Ark.-Pine Bluff	67 49	349	A	Mississippi Val.	65 52									
306	H	Jackson St.	75 61	337	A	Ark.-Pine Bluff	68 <b>83</b>									
231	A	Texas Southern	49 46	306	A	Jackson St.	79 58									

Non-Div I Games: Southern-N.O. 73 61 LSU-Alexandria 106 50

Grambling

Loss, Non-Conf, S Site, H Home A Away N Neutral

## Grand Canyon

Through Games Of March 9, 2016

Average RPI Win:	268	WON-LOST	WINNING	LAST 10	STRENGTH OF	OPP. STRENGTH	TEAM	ADJ.	CONF.	ADJ CONF.
Average RPI Loss:	148	RECORD	PCT. RANK	GAMES	SCHEDULE	OF SCHEDULE	RPI	RPI	RPI	RPI
DIV. I ONLY	13- 14	186	6- 4	270	255	228	228	28	28	
DIV. I NON-CONF.	5- 8	209	0- 0	227	178	234	234	25	25	
TOTALS	RPI 1-25	RPI 26-50	W-L RECORDS	RPI 51-100	RPI 101-150	RPI 150+				
13- 14	0- 1	0- 0	OVERALL	0- 3	1- 4	12- 6				
5- 7	0- 0	0- 0	HOME	0- 1	1- 2	4- 4				
8- 3	0- 0	0- 0	AWAY	0- 0	0- 0	8- 0				
0- 4	0- 1	0- 0	NEUTRAL	0- 2	0- 0	0- 1				
5- 8	0- 1	0- 0	NON-CONFERENCE	0- 3	1- 2	4- 2				
2- 3	0- 0	0- 0	HOME	0- 1	1- 1	1- 1				
3- 1	0- 0	0- 0	AWAY	0- 0	0- 1	3- 0				
0- 4	0- 1	0- 0	NEUTRAL	0- 2	0- 0	0- 1				
8- 6	0- 0	0- 0	CONFERENCE	0- 0	0- 2	8- 4				
3- 4	0- 0	0- 0	HOME	0- 0	0- 1	3- 3				
5- 2	0- 0	0- 0	AWAY	0- 0	0- 1	5- 1				
0- 0	0- 0	0- 0	NEUTRAL	0- 0	0- 0	0- 0				

RPI 1-25				RPI 26-50				RPI 51-100				RPI 101+ Team's RPI: 228			
RPI	S	Opponent	Score	RPI	S	Opponent	Score	RPI	S	Opponent	Score	RPI	S	Opponent	Score
22	N	West Virginia	50 68					55	N	Southern California	44 75	108	A	New Mexico St.	58 60
								58	H	UC Riverside	67 85	108	H	New Mexico St.	44 64
								77	N	Abilene Christian	71 75	115	A	Gonzaga	44 70
												120	H	Hawaii	41 74
												139	H	Oral Roberts	66 64
												182	H	Northern Colo.	69 59
												192	H	South Ala.	56 59
												193	A	UTRGV	28 52
												193	H	UTRGV	66 68
												206	A	Utah Valley	61 53
												206	H	Utah Valley	65 64
												210	A	CSU Bakersfield	61 51
												210	H	CSU Bakersfield	67 76
												273	A	Seattle	67 54
												273	H	Seattle	60 53
												304	A	UMKC	68 59
												304	H	UMKC	57 63
												314	N	Fairleigh Dickinson	68 74
												322	A	North Dakota St.	76 67
												336	A	UC Irvine	58 53
												341	A	Air Force	73 39
												345	A	Chicago St.	65 60
												345	H	Chicago St.	74 36
LAST 12 Division I GAMES:															
206	H	Utah Valley	65 64	108	H	New Mexico St.	44 64								
210	H	CSU Bakersfield	67 76	273	A	Seattle	67 54								
345	A	Chicago St.	65 60	210	A	CSU Bakersfield	61 51								
304	A	UMKC	68 59	304	H	UMKC	57 63								
273	H	Seattle	60 53	345	H	Chicago St.	74 36								
193	H	UTRGV	66 68	206	A	Utah Valley	61 53								

Non-Div I Games: Western St. 77 40 San Diego Christian 60 40 Arizona Christian 87 54

Grand Canyon

Loss, Non-Conf, S Site, H Home A Away N Neutral

Average RPI Win:	152	WON-LOST	WINNING	LAST 10	STRENGTH OF	OPP. STRENGTH	TEAM	ADJ.	CONF.	ADJ CONF.
Average RPI Loss:	141	RECORD	PCT. RANK	GAMES	SCHEDULE	OF SCHEDULE	RPI	RPI	RPI	RPI
DIV. I ONLY	26- 4	14	9- 1	88	103	23	23	14	14	
DIV. I NON-CONF.	10- 2	33	0- 0	72	11	22	22	16	16	
TOTALS	RPI 1-25	RPI 26-50	W-L RECORDS	RPI 51-100	RPI 101-150	RPI 150+				
26- 4	0- 0	1- 0	OVERALL	6- 1	10- 1	9- 2				
14- 1	0- 0	1- 0	HOME	4- 0	5- 0	4- 1				
11- 1	0- 0	0- 0	AWAY	1- 0	5- 0	5- 1				
1- 2	0- 0	0- 0	NEUTRAL	1- 1	0- 1	0- 0				
10- 2	0- 0	1- 0	NON-CONFERENCE	6- 1	0- 1	3- 0				
6- 0	0- 0	1- 0	HOME	4- 0	0- 0	1- 0				
3- 0	0- 0	0- 0	AWAY	1- 0	0- 0	2- 0				
1- 2	0- 0	0- 0	NEUTRAL	1- 1	0- 1	0- 0				
16- 2	0- 0	0- 0	CONFERENCE	0- 0	10- 0	6- 2				
8- 1	0- 0	0- 0	HOME	0- 0	5- 0	3- 1				
8- 1	0- 0	0- 0	AWAY	0- 0	5- 0	3- 1				
0- 0	0- 0	0- 0	NEUTRAL	0- 0	0- 0	0- 0				

RPI S	Opponent	Score	RPI S	Opponent	Score	RPI S	Opponent	Score	RPI S	Opponent	Score
50	H South Dakota St.	58 57	52	N Rutgers	43 54	103	A Wright St.	63 58			
			74	N Tulane	79 58	103	H Wright St.	70 55			
			75	H Vanderbilt	58 56	109	N Virginia	59 68			
			78	H Belmont	66 62	126	A Youngstown St.	68 60			
			85	H Dayton	68 52	126	H Youngstown St.	69 35			
			98	A Drake	86 61	142	A Detroit	74 58			
			100	H Marquette	75 55	142	H Detroit	58 36			
						149	A Milwaukee	63 42			
						149	H Milwaukee	69 46			
						150	A Northern Ky.	81 73			
						150	H Northern Ky.	52 40			
						173	H Loyola Chicago	65 51			
						183	A Butler	55 46			
						197	A Wisconsin	72 58			
						202	A Oakland	69 77			
						202	H Oakland	56 58			
						241	A Valparaiso	71 35			
						241	H Valparaiso	81 42			
						250	A Ill.-Chicago	58 40			
						250	H Ill.-Chicago	64 22			
						260	A Cleveland St.	66 45			
						260	H Cleveland St.	71 53			
LAST 12 Division I GAMES:											
202	A Oakland	69 77	260	H Cleveland St.	71 53						
142	A Detroit	74 58	126	H Youngstown St.	69 35						
150	H Northern Ky.	52 40	149	H Milwaukee	69 46						
103	H Wright St.	70 55	142	H Detroit	58 36						
241	A Valparaiso	71 35	202	H Oakland	56 58						
250	A Ill.-Chicago	58 40	103	A Wright St.	63 58						

Non-Div I Games:

Green Bay

■ Loss, 
 ■ Non-Conf, S Site, 
 ■ Home 
 ■ Away 
 N Neutral

Average RPI Win:	272	WON-LOST	WINNING	LAST 10	STRENGTH OF	OPP. STRENGTH	TEAM	ADJ.	CONF.	ADJ CONF.
Average RPI Loss:	153	RECORD	PCT. RANK	GAMES	SCHEDULE	OF SCHEDULE	RPI	RPI	RPI	RPI
DIV. I ONLY	13- 16	202	6- 4	189	295	204	204	32	32	
DIV. I NON-CONF.	2- 11	306	0- 0	8	65	158	158	30	30	
TOTALS	RPI 1-25	RPI 26-50	W-L RECORDS	RPI 51-100	RPI 101-150	RPI 150+				
13- 16	0- 2	0- 3	OVERALL	0- 3	1- 1	12- 7				
6- 5	0- 0	0- 1	HOME	0- 1	0- 0	6- 3				
5- 11	0- 2	0- 2	AWAY	0- 2	0- 1	5- 4				
2- 0	0- 0	0- 0	NEUTRAL	0- 0	1- 0	1- 0				
2- 11	0- 2	0- 3	NON-CONFERENCE	0- 3	1- 1	1- 2				
0- 3	0- 0	0- 1	HOME	0- 1	0- 0	0- 1				
0- 8	0- 2	0- 2	AWAY	0- 2	0- 1	0- 1				
2- 0	0- 0	0- 0	NEUTRAL	0- 0	1- 0	1- 0				
11- 5	0- 0	0- 0	CONFERENCE	0- 0	0- 0	11- 5				
6- 2	0- 0	0- 0	HOME	0- 0	0- 0	6- 2				
5- 3	0- 0	0- 0	AWAY	0- 0	0- 0	5- 3				
0- 0	0- 0	0- 0	NEUTRAL	0- 0	0- 0	0- 0				

RPI 1-25				RPI 26-50				RPI 51-100				RPI 101+ Team's RPI: 204			
RPI	S	Opponent	Score	RPI	S	Opponent	Score	RPI	S	Opponent	Score	RPI	S	Opponent	Score
4	A	South Carolina	48 86	32	A	UTEP	54 78	81	H	Drexel	36 57	130	A	Iowa St.	59 95
7	A	Texas	52 79	34	H	James Madison	56 68	84	A	Oregon	51 86	140	N	Wake Forest	47 42
				38	A	Princeton	55 79	97	A	Washington St.	61 68	187	A	Stetson	59 68
												211	A	N.C. A&T	55 52
												212	N	Rhode Island	59 54
												217	H	Lehigh	56 63
												243	A	Coppin St.	64 68
												252	H	Bethune-Cookman	60 45
												253	A	Morgan St.	65 51
												253	H	Morgan St.	60 47
												280	A	UMES	76 55
												288	H	South Carolina St.	63 50
												296	H	Florida A&M	59 66
												299	H	Savannah St.	65 53
												323	A	Delaware St.	63 54
												323	H	Delaware St.	81 89
												328	A	Howard	77 83
												328	H	Howard	77 48
												347	A	Norfolk St.	66 71
												347	H	Norfolk St.	73 62
												348	A	N.C. Central	76 42
LAST 12 Division I GAMES:															
347	A	Norfolk St.	66 71	328	A	Howard	77 83								
323	H	Delaware St.	81 89	280	A	UMES	76 55								
328	H	Howard	77 48	347	H	Norfolk St.	73 62								
323	A	Delaware St.	63 54	288	H	South Carolina St.	63 50								
243	A	Coppin St.	64 68	299	H	Savannah St.	65 53								
253	H	Morgan St.	60 47	348	A	N.C. Central	76 42								

Non-Div I Games:

Hampton

■ Loss, 
 ■ Non-Conf, 
 ■ S Site, 
 ■ Home 
 ■ A Away 
 N Neutral

Average RPI Win:	254	WON-LOST	WINNING	LAST 10	STRENGTH OF	OPP. STRENGTH	TEAM	ADJ.	CONF.	ADJ CONF.
Average RPI Loss:	127	RECORD	PCT. RANK	GAMES	SCHEDULE	OF SCHEDULE	RPI	RPI	RPI	RPI
DIV. I ONLY	11- 19	247	3- 7	138	200	218	218	16	16	
DIV. I NON-CONF.	4- 9	245	0- 0	113	145	212	212	19	19	
TOTALS	RPI 1-25	RPI 26-50	W-L RECORDS	RPI 51-100	RPI 101-150	RPI 150+				
11- 19	0- 2	0- 2	OVERALL	0- 5	0- 1	11- 9				
7- 6	0- 1	0- 1	HOME	0- 1	0- 0	7- 3				
4- 12	0- 1	0- 1	AWAY	0- 4	0- 1	4- 5				
0- 1	0- 0	0- 0	NEUTRAL	0- 0	0- 0	0- 1				
4- 9	0- 2	0- 0	NON-CONFERENCE	0- 3	0- 1	4- 3				
3- 2	0- 1	0- 0	HOME	0- 0	0- 0	3- 1				
1- 7	0- 1	0- 0	AWAY	0- 3	0- 1	1- 2				
0- 0	0- 0	0- 0	NEUTRAL	0- 0	0- 0	0- 0				
7- 10	0- 0	0- 2	CONFERENCE	0- 2	0- 0	7- 6				
4- 4	0- 0	0- 1	HOME	0- 1	0- 0	4- 2				
3- 5	0- 0	0- 1	AWAY	0- 1	0- 0	3- 3				
0- 1	0- 0	0- 0	NEUTRAL	0- 0	0- 0	0- 1				

RPI 1-25				RPI 26-50				RPI 51-100				RPI 101+ Team's RPI: 218			
RPI	S	Opponent	Score	RPI	S	Opponent	Score	RPI	S	Opponent	Score	RPI	S	Opponent	Score
11	H	Arizona St.	29 60	48	A	Albany (NY)	39 84	62	A	FGCU	44 64	119	A	Boston College	28 62
21	A	George Washington	51 82	48	H	Albany (NY)	41 78	63	A	Maine	43 61	156	A	Stony Brook	35 58
								63	H	Maine	44 50	156	H	Stony Brook	42 45
								79	A	Michigan	47 83	156	N	Stony Brook	42 60
								87	A	Quinnipiac	69 71	167	H	Cornell	53 50
												184	A	UMBC	51 58
												184	H	UMBC	65 57
												190	A	Sacred Heart	68 67
												214	H	Dartmouth	36 43
												219	A	Binghamton	41 39
												219	H	Binghamton	47 53
												221	A	Massachusetts	57 63
												232	A	New Hampshire	42 53
												232	H	New Hampshire	48 44
												265	A	Providence	50 69
												276	H	Central Conn. St.	49 41
												278	A	Vermont	51 47
												278	H	Vermont	52 50
												320	A	UMass Lowell	75 70
												320	H	UMass Lowell	72 59
												329	H	Lafayette	55 50
LAST 12 Division I GAMES:															
156	N	Stony Brook	42 60	219	A	Binghamton	41 39								
48	A	Albany (NY)	39 84	156	H	Stony Brook	42 45								
63	H	Maine	44 50	320	A	UMass Lowell	75 70								
232	A	New Hampshire	42 53	48	H	Albany (NY)	41 78								
184	A	UMBC	51 58	63	A	Maine	43 61								
278	H	Vermont	52 50	232	H	New Hampshire	48 44								

Non-Div I Games:

Hartford

■ Loss, 
■ Non-Conf, S Site, 
■ Home 
■ Away 
N Neutral

Average RPI Win:	199	WON-LOST	WINNING	LAST 10	STRENGTH OF	OPP. STRENGTH	TEAM	ADJ.	CONF.	ADJ CONF.
Average RPI Loss:	90	RECORD	PCT. RANK	GAMES	SCHEDULE	OF SCHEDULE	RPI	RPI	RPI	RPI
DIV. I ONLY	14- 13	158	6- 4	59	147	93	93	10	10	
DIV. I NON-CONF.	5- 8	209	0- 0	76	166	150	150	12	12	
TOTALS	RPI 1-25	RPI 26-50	W-L RECORDS	RPI 51-100	RPI 101-150	RPI 150+				
14- 13	0- 1	0- 5	OVERALL	0- 3	2- 0	12- 4				
6- 5	0- 0	0- 2	HOME	0- 2	0- 0	6- 1				
7- 8	0- 1	0- 3	AWAY	0- 1	1- 0	6- 3				
1- 0	0- 0	0- 0	NEUTRAL	0- 0	1- 0	0- 0				
5- 8	0- 1	0- 1	NON-CONFERENCE	0- 3	2- 0	3- 3				
2- 2	0- 0	0- 0	HOME	0- 2	0- 0	2- 0				
2- 6	0- 1	0- 1	AWAY	0- 1	1- 0	1- 3				
1- 0	0- 0	0- 0	NEUTRAL	0- 0	1- 0	0- 0				
9- 5	0- 0	0- 4	CONFERENCE	0- 0	0- 0	9- 1				
4- 3	0- 0	0- 2	HOME	0- 0	0- 0	4- 1				
5- 2	0- 0	0- 2	AWAY	0- 0	0- 0	5- 0				
0- 0	0- 0	0- 0	NEUTRAL	0- 0	0- 0	0- 0				

RPI 1-25				RPI 26-50				RPI 51-100 Team's RPI: 93				RPI 101+			
RPI	S	Opponent	Score	RPI	S	Opponent	Score	RPI	S	Opponent	Score	RPI	S	Opponent	Score
20	A	South Fla.	59 86	27	A	Penn	46 62	62	A	FGCU	65 74	110	A	Samford	60 54
				27	H	Penn	48 68	63	H	Maine	53 64	113	N	Toledo	76 70
				38	A	Princeton	69 79	80	H	Eastern Mich.	81 85	156	A	Stony Brook	63 64
				38	H	Princeton	83 92					157	A	Yale	72 69
				40	A	Chattanooga	58 62					157	H	Yale	65 63
												167	A	Cornell	65 56
												167	H	Cornell	68 63
												196	A	Fairfield	50 67
												207	A	Brown	87 79
												207	H	Brown	92 79
												212	A	Rhode Island	52 56
												214	A	Dartmouth	56 43
												214	H	Dartmouth	64 70
												221	H	Massachusetts	67 65
												223	A	Rice	67 61
												249	A	Columbia	69 66
												249	H	Columbia	84 54
												343	H	Boston U.	73 55
LAST 12 Division I GAMES:															
				27	A	Penn	46 62	157	A	Yale	72 69				
				38	A	Princeton	69 79	207	A	Brown	87 79				
				207	H	Brown	92 79	38	H	Princeton	83 92				
				157	H	Yale	65 63	27	H	Penn	48 68				
				167	H	Cornell	68 63	249	A	Columbia	69 66				
				249	H	Columbia	84 54	167	A	Cornell	65 56				

Non-Div I Games:

Harvard

■ Loss, 
 ■ Non-Conf, S Site, 
 ■ Home 
 ■ Away 
 N Neutral

Average RPI Win:	240	WON-LOST	WINNING	LAST 10	STRENGTH OF	OPP. STRENGTH	TEAM	ADJ.	CONF.	ADJ CONF.
Average RPI Loss:	77	RECORD	PCT. RANK	GAMES	SCHEDULE	OF SCHEDULE	RPI	RPI	RPI	RPI
DIV. I ONLY	19- 10	81	9- 1	172	176	120	120	22	22	
DIV. I NON-CONF.	7- 6	156	0- 0	70	25	114	114	21	21	
TOTALS	RPI 1-25	RPI 26-50	W-L RECORDS	RPI 51-100	RPI 101-150	RPI 150+				
19- 10	0- 4	0- 1	OVERALL	0- 3	2- 0	17- 2				
9- 5	0- 2	0- 1	HOME	0- 2	1- 0	8- 0				
10- 3	0- 0	0- 0	AWAY	0- 1	1- 0	9- 2				
0- 2	0- 2	0- 0	NEUTRAL	0- 0	0- 0	0- 0				
7- 6	0- 4	0- 1	NON-CONFERENCE	0- 1	0- 0	7- 0				
2- 4	0- 2	0- 1	HOME	0- 1	0- 0	2- 0				
5- 0	0- 0	0- 0	AWAY	0- 0	0- 0	5- 0				
0- 2	0- 2	0- 0	NEUTRAL	0- 0	0- 0	0- 0				
12- 4	0- 0	0- 0	CONFERENCE	0- 2	2- 0	10- 2				
7- 1	0- 0	0- 0	HOME	0- 1	1- 0	6- 0				
5- 3	0- 0	0- 0	AWAY	0- 1	1- 0	4- 2				
0- 0	0- 0	0- 0	NEUTRAL	0- 0	0- 0	0- 0				

RPI 1-25				RPI 26-50				RPI 51-100				RPI 101+ Team's RPI: 120			
RPI	S	Opponent	Score	RPI	S	Opponent	Score	RPI	S	Opponent	Score	RPI	S	Opponent	Score
4	H	South Carolina	51 67	27	H	Penn	54 64	58	A	UC Riverside	77 81	124	A	Long Beach St.	67 55
11	H	Arizona St.	49 75					58	H	UC Riverside	74 77	124	H	Long Beach St.	60 42
16	N	BYU	56 67					97	H	Washington St.	52 62	171	A	Sacramento St.	74 72
19	N	Texas A&M	41 82									180	A	UC Davis	58 60
												180	H	UC Davis	70 50
												186	A	Cal Poly	64 58
												186	H	Cal Poly	68 47
												199	A	San Jose St.	76 73
												210	A	CSU Bakersfield	65 55
												210	H	CSU Bakersfield	74 60
												228	A	Grand Canyon	74 41
												242	H	Loyola Marymount	65 51
												266	A	UC Santa Barbara	63 62
												266	H	UC Santa Barbara	59 45
												300	A	CSUN	60 63
												300	H	CSUN	77 50
												310	A	Northern Ariz.	61 52
												336	A	UC Irvine	83 65
												336	H	UC Irvine	59 35
												339	A	Cal St. Fullerton	70 50
												339	H	Cal St. Fullerton	62 53
LAST 12 Division I GAMES:															
186	H	Cal Poly	68 47	266	A	UC Santa Barbara	63 62								
266	H	UC Santa Barbara	59 45	186	A	Cal Poly	64 58								
58	A	UC Riverside	77 81	336	H	UC Irvine	59 35								
339	A	Cal St. Fullerton	70 50	339	H	Cal St. Fullerton	62 53								
180	H	UC Davis	70 50	300	A	CSUN	60 63								
124	H	Long Beach St.	60 42	336	A	UC Irvine	83 65								

Non-Div I Games:

Hawaii

■ Loss, 
■ Non-Conf, S Site, 
■ Home 
■ Away 
N Neutral



Average RPI Win:	268	WON-LOST	WINNING	LAST 10	STRENGTH OF	OPP. STRENGTH	TEAM	ADJ.	CONF.	ADJ CONF.
Average RPI Loss:	163	RECORD	PCT. RANK	GAMES	SCHEDULE	OF SCHEDULE	RPI	RPI	RPI	RPI
DIV. I ONLY	10- 18	252	4- 6	188	261	251	251	27	27	
DIV. I NON-CONF.	0- 8	338	0- 0	75	27	287	287	29	29	
TOTALS	RPI 1-25	RPI 26-50	W-L RECORDS	RPI 51-100	RPI 101-150	RPI 150+				
10- 18	0- 1	0- 1	OVERALL	0- 3	0- 4	10- 9				
5- 7	0- 0	0- 0	HOME	0- 1	0- 2	5- 4				
5- 9	0- 1	0- 1	AWAY	0- 1	0- 2	5- 4				
0- 2	0- 0	0- 0	NEUTRAL	0- 1	0- 0	0- 1				
0- 8	0- 1	0- 1	NON-CONFERENCE	0- 3	0- 0	0- 3				
0- 2	0- 0	0- 0	HOME	0- 1	0- 0	0- 1				
0- 4	0- 1	0- 1	AWAY	0- 1	0- 0	0- 1				
0- 2	0- 0	0- 0	NEUTRAL	0- 1	0- 0	0- 1				
10- 10	0- 0	0- 0	CONFERENCE	0- 0	0- 4	10- 6				
5- 5	0- 0	0- 0	HOME	0- 0	0- 2	5- 3				
5- 5	0- 0	0- 0	AWAY	0- 0	0- 2	5- 3				
0- 0	0- 0	0- 0	NEUTRAL	0- 0	0- 0	0- 0				

RPI 1-25				RPI 26-50				RPI 51-100				RPI 101+ Team's RPI: 251			
RPI	S	Opponent	Score	RPI	S	Opponent	Score	RPI	S	Opponent	Score	RPI	S	Opponent	Score
8	A	Maryland	50 105	47	A	North Carolina St.	48 89	72	H	VCU	39 69	132	A	Liberty	43 56
								73	N	Georgia Tech	61 81	132	H	Liberty	68 73
								89	A	Elon	69 80	133	A	UNC Asheville	64 85
												133	H	UNC Asheville	81 82
												155	N	UAB	46 56
												174	A	Radford	56 54
												174	H	Radford	71 66
												188	H	Davidson	60 62
												205	A	Gardner-Webb	70 82
												205	H	Gardner-Webb	72 79
												208	A	Presbyterian	70 82
												208	H	Presbyterian	61 47
												268	A	Campbell	69 55
												268	H	Campbell	65 68
												283	A	Coastal Caro.	53 79
												283	H	Coastal Caro.	53 52
												295	A	Charleston So.	78 72
												295	H	Charleston So.	62 64
												311	A	Longwood	89 70
												311	H	Longwood	79 68
												312	A	UNCG	72 82
												326	A	Winthrop	74 67
												326	H	Winthrop	80 60
LAST 12 Division I GAMES:															
133	A	UNC Asheville	64 85	205	H	Gardner-Webb	72 79								
268	H	Campbell	65 68	283	A	Coastal Caro.	53 79								
295	A	Charleston So.	78 72	208	H	Presbyterian	61 47								
132	H	Liberty	68 73	132	A	Liberty	43 56								
326	H	Winthrop	80 60	174	A	Radford	56 54								
311	A	Longwood	89 70	133	H	UNC Asheville	81 82								

Non-Div I Games: Greensboro 82 49

High Point

■ Loss, 
 ■ Non-Conf, S Site, 
 ■ Home 
 ■ Away 
 N Neutral

## Hofstra

Through Games Of March 9, 2016

Average RPI Win:	205	WON-LOST	WINNING	LAST 10	STRENGTH OF	OPP. STRENGTH	TEAM	ADJ.	CONF.	ADJ CONF.
Average RPI Loss:	89	RECORD	PCT. RANK	GAMES	SCHEDULE	OF SCHEDULE	RPI	RPI	RPI	RPI
DIV. I ONLY	22- 7	45	7- 3	167	139	65	65	12	12	
DIV. I NON-CONF.	9- 2	37	0- 0	189	200	59	59	11	11	
TOTALS	RPI 1-25	RPI 26-50	W-L RECORDS	RPI 51-100	RPI 101-150	RPI 150+				
22- 7	0- 1	0- 2	OVERALL	2- 2	2- 0	18- 2				
12- 1	0- 0	0- 1	HOME	2- 0	2- 0	8- 0				
9- 5	0- 0	0- 1	AWAY	0- 2	0- 0	9- 2				
1- 1	0- 1	0- 0	NEUTRAL	0- 0	0- 0	1- 0				
9- 2	0- 1	0- 0	NON-CONFERENCE	0- 0	2- 0	7- 1				
4- 0	0- 0	0- 0	HOME	0- 0	2- 0	2- 0				
4- 1	0- 0	0- 0	AWAY	0- 0	0- 0	4- 1				
1- 1	0- 1	0- 0	NEUTRAL	0- 0	0- 0	1- 0				
13- 5	0- 0	0- 2	CONFERENCE	2- 2	0- 0	11- 1				
8- 1	0- 0	0- 1	HOME	2- 0	0- 0	6- 0				
5- 4	0- 0	0- 1	AWAY	0- 2	0- 0	5- 1				
0- 0	0- 0	0- 0	NEUTRAL	0- 0	0- 0	0- 0				

RPI 1-25				RPI 26-50				RPI 51-100				Team's RPI: 65		RPI 101+			
RPI	S	Opponent	Score	RPI	S	Opponent	Score	RPI	S	Opponent	Score			RPI	S	Opponent	Score
5	N	Oregon St.	50 73	34	A	James Madison	42 57	81	A	Drexel	64 67			116	H	Saint Joseph's	75 62
				34	H	James Madison	54 71	81	H	Drexel	61 54			121	H	Buffalo	79 36
								89	A	Elon	60 61			156	H	Stony Brook	71 66
								89	H	Elon	59 49			158	A	Northeastern	71 64
														158	H	Northeastern	75 50
														161	A	Marist	71 67
														162	A	Delaware	47 54
														162	H	Delaware	58 49
														196	A	Fairfield	67 53
														215	A	William & Mary	61 53
														215	H	William & Mary	75 45
														221	A	Massachusetts	56 57
														224	A	Col. of Charleston	62 58
														224	H	Col. of Charleston	66 54
														233	H	Navy	65 63
														272	A	American	60 51
														274	A	UNCW	68 64
														274	H	UNCW	62 38
														283	N	Coastal Caro.	82 40
														285	A	Towson	74 56
														285	H	Towson	64 60
														323	A	Delaware St.	66 49
LAST 12 Division I GAMES:																	
				158	A	Northeastern	71 64					215	A	William & Mary	61 53		
				224	H	Col. of Charleston	66 54					285	A	Towson	74 56		
				81	H	Drexel	61 54					34	H	James Madison	54 71		
				162	A	Delaware	47 54					89	H	Elon	59 49		
				274	H	UNCW	62 38					81	A	Drexel	64 67		
				34	A	James Madison	42 57					285	H	Towson	64 60		

Non-Div I Games:

Hofstra

■ Loss, 
 ■ Non-Conf, S Site, 
 ■ Home 
 ■ Away 
 N Neutral

## Holy Cross

Through Games Of March 9, 2016

Average RPI Win:	283	WON-LOST	WINNING	LAST 10	STRENGTH OF	OPP. STRENGTH	TEAM	ADJ.	CONF.	ADJ CONF.
Average RPI Loss:	165	RECORD	PCT. RANK	GAMES	SCHEDULE	OF SCHEDULE	RPI	RPI	RPI	RPI
DIV. I ONLY	13- 17	211	5- 5	281	275	254	254	26	26	
DIV. I NON-CONF.	3- 8	258	0- 0	294	182	319	319	27	27	
TOTALS	RPI 1-25	RPI 26-50	W-L RECORDS	RPI 51-100	RPI 101-150	RPI 150+				
13- 17	0- 0	0- 0	OVERALL	0- 5	0- 3	13- 9				
9- 5	0- 0	0- 0	HOME	0- 2	0- 0	9- 3				
4- 12	0- 0	0- 0	AWAY	0- 3	0- 3	4- 6				
0- 0	0- 0	0- 0	NEUTRAL	0- 0	0- 0	0- 0				
3- 8	0- 0	0- 0	NON-CONFERENCE	0- 1	0- 3	3- 4				
3- 2	0- 0	0- 0	HOME	0- 0	0- 0	3- 2				
0- 6	0- 0	0- 0	AWAY	0- 1	0- 3	0- 2				
0- 0	0- 0	0- 0	NEUTRAL	0- 0	0- 0	0- 0				
10- 9	0- 0	0- 0	CONFERENCE	0- 4	0- 0	10- 5				
6- 3	0- 0	0- 0	HOME	0- 2	0- 0	6- 1				
4- 6	0- 0	0- 0	AWAY	0- 2	0- 0	4- 4				
0- 0	0- 0	0- 0	NEUTRAL	0- 0	0- 0	0- 0				

RPI S	Opponent	Score	RPI S	Opponent	Score	RPI S	Opponent	Score	RPI S	Opponent	Score	Team's RPI: 254
						70	A Army West Point	58 77	119	A Boston College	51 60	
						70	H Army West Point	49 80	129	A Pittsburgh	50 56	
						87	A Quinnipiac	61 74	134	A Penn St.	82 86	
						90	A Bucknell	64 74	157	A Yale	59 69	
						90	H Bucknell	51 58	214	H Dartmouth	54 60	
									217	A Lehigh	48 64	
									217	A Lehigh	58 61	
									217	H Lehigh	77 71	
									221	H Massachusetts	60 74	
									222	A Loyola Maryland	45 58	
									222	H Loyola Maryland	49 59	
									233	A Navy	49 50	
									233	H Navy	57 49	
									235	H Bryant	65 64	
									247	H Manhattan	58 44	
									272	A American	59 50	
									272	H American	59 54	
									278	H Vermont	77 63	
									293	A Colgate	80 71	
									293	H Colgate	70 61	
									320	A UMass Lowell	67 75	
									329	A Lafayette	57 54	
									329	H Lafayette	66 49	
									343	A Boston U.	60 41	
									343	H Boston U.	74 50	
LAST 12 Division I GAMES:												
			217	A Lehigh	48 64		217	H Lehigh	77 71			
			222	A Loyola Maryland	45 58		329	A Lafayette	57 54			
			343	H Boston U.	74 50		90	A Bucknell	64 74			
			222	H Loyola Maryland	49 59		293	H Colgate	70 61			
			272	A American	59 50		233	A Navy	49 50			
			70	H Army West Point	49 80		272	H American	59 54			

Non-Div I Games:

Holy Cross

■ Loss, 
 ■ Non-Conf, 
 ■ S Site, 
 ■ H Home 
 ■ A Away 
 N Neutral

Average RPI Win: <b>244</b>	WON-LOST	WINNING	LAST 10	STRENGTH OF	OPP. STRENGTH	TEAM	ADJ.	CONF.	ADJ CONF.
Average RPI Loss: <b>137</b>	RECORD	PCT. RANK	GAMES	SCHEDULE	OF SCHEDULE	RPI	RPI	RPI	RPI
DIV. I ONLY	6- 24	314	2- 8	200	105	286	286	9	9
DIV. I NON-CONF.	4- 7	222	0- 0	141	270	210	210	7	7
<hr/>									
TOTALS	RPI 1-25	RPI 26-50	W-L RECORDS	RPI 51-100	RPI 101-150	RPI 150+			
6- 24	0- 3	0- 0	OVERALL	0- 5	1- 6	5- 10			
2- 11	0- 1	0- 0	HOME	0- 2	1- 3	1- 5			
4- 9	0- 1	0- 0	AWAY	0- 2	0- 2	4- 4			
0- 4	0- 1	0- 0	NEUTRAL	0- 1	0- 1	0- 1			
4- 7	0- 1	0- 0	NON-CONFERENCE	0- 1	1- 2	3- 3			
1- 3	0- 0	0- 0	HOME	0- 0	1- 1	0- 2			
3- 1	0- 0	0- 0	AWAY	0- 0	0- 0	3- 1			
0- 3	0- 1	0- 0	NEUTRAL	0- 1	0- 1	0- 0			
2- 17	0- 2	0- 0	CONFERENCE	0- 4	0- 4	2- 7			
1- 8	0- 1	0- 0	HOME	0- 2	0- 2	1- 3			
1- 8	0- 1	0- 0	AWAY	0- 2	0- 2	1- 3			
0- 1	0- 0	0- 0	NEUTRAL	0- 0	0- 0	0- 1			

RPI 1-25				RPI 26-50				RPI 51-100				RPI 101+ Team's RPI: 286			
RPI	S	Opponent	Score	RPI	S	Opponent	Score	RPI	S	Opponent	Score	RPI	S	Opponent	Score
3	H	UConn	37 <b>76</b>					59	N	Iowa	50 <b>64</b>	103	N	Wright St.	61 <b>75</b>
20	A	South Fla.	49 <b>73</b>					71	A	Temple	48 <b>78</b>	111	A	Memphis	57 <b>74</b>
21	N	George Washington	78 <b>82</b>					71	H	Temple	66 <b>75</b>	111	H	Memphis	64 <b>77</b>
								74	A	Tulane	48 <b>70</b>	124	H	Long Beach St.	41 <b>47</b>
								74	H	Tulane	56 <b>59</b>	128	H	La.-Lafayette	52 <b>51</b>
												148	A	East Carolina	70 <b>76</b>
												148	H	East Carolina	59 <b>68</b>
												191	A	Tulsa	28 <b>44</b>
												191	H	Tulsa	62 <b>79</b>
												191	N	Tulsa	38 <b>76</b>
												193	H	UTRGV	45 <b>55</b>
												195	A	SMU	63 <b>54</b>
												195	H	SMU	48 <b>50</b>
												209	H	UNLV	60 <b>63</b>
												223	A	Rice	62 <b>59</b>
												224	A	Col. of Charleston	48 <b>55</b>
												240	A	Cincinnati	50 <b>56</b>
												240	H	Cincinnati	61 <b>67</b>
												277	A	UCF	62 <b>65</b>
												277	H	UCF	64 <b>55</b>
												313	A	A&M-Corpus Christi	76 <b>73</b>
												330	A	Incarinate Word	67 <b>51</b>
<hr/>															
LAST 12 Division I GAMES:															
191	N	Tulsa	38 <b>76</b>	191	A	Tulsa	28 <b>44</b>	74	H	Tulane	56 <b>59</b>	277	H	UCF	64 <b>55</b>
111	H	Memphis	64 <b>77</b>	240	A	Cincinnati	50 <b>56</b>	20	A	South Fla.	49 <b>73</b>	71	A	Temple	48 <b>78</b>
195	A	SMU	63 <b>54</b>												
277	A	UCF	62 <b>65</b>												
240	H	Cincinnati	61 <b>67</b>												
148	H	East Carolina	59 <b>68</b>												

Non-Div I Games:

Houston

■ Loss, 
 ■ Non-Conf, 
 ■ S Site, 
 ■ Home 
 ■ Away 
 N Neutral

## Houston Baptist

Through Games Of March 9, 2016

Average RPI Win:	294	WON-LOST	WINNING	LAST 10	STRENGTH OF	OPP. STRENGTH	TEAM	ADJ.	CONF.	ADJ CONF.
Average RPI Loss:	164	RECORD	PCT. RANK	GAMES	SCHEDULE	OF SCHEDULE	RPI	RPI	RPI	RPI
DIV. I ONLY	11- 14	208	6- 4	269	301	248	248	25	25	
DIV. I NON-CONF.	2- 5	253	0- 0	145	289	220	220	26	26	
TOTALS	RPI 1-25	RPI 26-50	W-L RECORDS	RPI 51-100	RPI 101-150	RPI 150+				
11- 14	0- 0	0- 1	OVERALL	0- 3	0- 2	11- 8				
6- 5	0- 0	0- 0	HOME	0- 1	0- 1	6- 3				
4- 9	0- 0	0- 1	AWAY	0- 2	0- 1	4- 5				
1- 0	0- 0	0- 0	NEUTRAL	0- 0	0- 0	1- 0				
2- 5	0- 0	0- 1	NON-CONFERENCE	0- 0	0- 0	2- 4				
0- 2	0- 0	0- 0	HOME	0- 0	0- 0	0- 2				
1- 3	0- 0	0- 1	AWAY	0- 0	0- 0	1- 2				
1- 0	0- 0	0- 0	NEUTRAL	0- 0	0- 0	1- 0				
9- 9	0- 0	0- 0	CONFERENCE	0- 3	0- 2	9- 4				
6- 3	0- 0	0- 0	HOME	0- 1	0- 1	6- 1				
3- 6	0- 0	0- 0	AWAY	0- 2	0- 1	3- 3				
0- 0	0- 0	0- 0	NEUTRAL	0- 0	0- 0	0- 0				

RPI S	Opponent	Score	RPI S	Opponent	Score	RPI S	Opponent	Score	RPI S	Opponent	Score	Team's RPI: 248
32	A UTEP	63 98	77	A Abilene Christian	60 77	117	A Northwestern St.	44 55				
			77	H Abilene Christian	55 76	145	H McNeese St.	64 71				
			96	A Central Ark.	44 45	152	H UT Arlington	40 64				
						164	A New Mexico	57 65				
						200	A SFA	54 66				
						200	H SFA	50 64				
						231	A Texas Southern	77 65				
						236	A Sam Houston St.	70 78				
						236	H Sam Houston St.	67 63				
						238	N Omaha	64 51				
						245	H Texas St.	66 71				
						264	A UTSA	50 79				
						287	A Lamar	70 77				
						287	H Lamar	77 66				
						307	H Nicholls St.	80 71				
						313	A A&M-Corpus Christi	73 59				
						313	H A&M-Corpus Christi	55 51				
						318	H Southeastern La.	64 56				
						330	A Incarnate Word	62 61				
						330	H Incarnate Word	64 46				
						331	A New Orleans	71 51				
LAST 12 Division I GAMES:												
330	H Incarnate Word	64 46	287	H Lamar	77 66							
313	H A&M-Corpus Christi	55 51	200	H SFA	50 64							
200	A SFA	54 66	313	A A&M-Corpus Christi	73 59							
77	H Abilene Christian	55 76	236	H Sam Houston St.	67 63							
330	A Incarnate Word	62 61	77	A Abilene Christian	60 77							
236	A Sam Houston St.	70 78	287	A Lamar	70 77							

Non-Div I Games: Trinity (TX) 60 46 Huston-Tillotson 96 65 Paul Quinn 95 42

Houston Baptist

Loss, Non-Conf, S Site, H Home A Away N Neutral

Average RPI Win:	272	WON-LOST	WINNING	LAST 10	STRENGTH OF	OPP. STRENGTH	TEAM	ADJ.	CONF.	ADJ CONF.
Average RPI Loss:	221	RECORD	PCT. RANK	GAMES	SCHEDULE	OF SCHEDULE	RPI	RPI	RPI	RPI
DIV. I ONLY	7- 23	301	4- 6	327	315	328	328	32	32	
DIV. I NON-CONF.	2- 11	306	0- 0	219	179	294	294	30	30	
TOTALS	RPI 1-25	RPI 26-50	W-L RECORDS	RPI 51-100	RPI 101-150	RPI 150+				
7- 23	0- 2	0- 0	OVERALL	0- 1	0- 3	7- 17				
2- 10	0- 0	0- 0	HOME	0- 0	0- 1	2- 9				
4- 12	0- 1	0- 0	AWAY	0- 1	0- 1	4- 8				
1- 1	0- 0	0- 0	NEUTRAL	0- 0	0- 1	1- 0				
2- 11	0- 2	0- 0	NON-CONFERENCE	0- 1	0- 3	2- 5				
1- 3	0- 0	0- 0	HOME	0- 0	0- 1	1- 2				
1- 7	0- 2	0- 0	AWAY	0- 1	0- 1	1- 3				
0- 1	0- 0	0- 0	NEUTRAL	0- 0	0- 1	0- 0				
5- 12	0- 0	0- 0	CONFERENCE	0- 0	0- 0	5- 12				
1- 7	0- 0	0- 0	HOME	0- 0	0- 0	1- 7				
3- 5	0- 0	0- 0	AWAY	0- 0	0- 0	3- 5				
1- 0	0- 0	0- 0	NEUTRAL	0- 0	0- 0	1- 0				

RPI 1-25				RPI 26-50				RPI 51-100				RPI 101+ Team's RPI: 328			
RPI	S	Opponent	Score	RPI	S	Opponent	Score	RPI	S	Opponent	Score	RPI	S	Opponent	Score
13	A	Syracuse	48 97					99	A	Northwestern	49 89	112	N	Mercer	53 70
18	A	Duquesne	62 86									124	A	Arizona	28 65
												144	H	Old Dominion	64 83
												167	H	Cornell	76 74
												168	A	Xavier	47 70
												204	A	Hampton	48 77
												204	H	Hampton	83 77
												211	A	N.C. A&T	70 88
												243	A	Coppin St.	71 69
												243	H	Coppin St.	67 83
												250	A	Ill.-Chicago	48 75
												252	H	Bethune-Cookman	77 81
												253	A	Morgan St.	66 78
												271	A	Georgia St.	58 65
												280	A	UMES	59 62
												280	H	UMES	57 79
												280	N	UMES	68 51
												281	H	La Salle	68 71
												288	H	South Carolina St.	63 65
												296	H	Florida A&M	53 64
												299	H	Savannah St.	64 69
												317	A	Mt. St. Mary's	62 49
												323	A	Delaware St.	86 87
												324	H	LIU Brooklyn	72 89
												347	A	Norfolk St.	64 63
												347	H	Norfolk St.	108 110
LAST 12 Division I GAMES:															
280	N	UMES	68 51	243	A	Coppin St.	71 69								
347	A	Norfolk St.	64 63	204	H	Hampton	83 77								
204	A	Hampton	48 77	347	H	Norfolk St.	108 110								
288	H	South Carolina St.	63 65	280	A	UMES	59 62								
299	H	Savannah St.	64 69	253	A	Morgan St.	66 78								
280	H	UMES	57 79	252	H	Bethune-Cookman	77 81								

Non-Div I Games:

Howard

■ Loss, 
 ■ Non-Conf, S Site, 
 ■ Home 
 ■ Away 
 N Neutral

H  
o  
w  
a  
r  
d

RPI S Opponent Score

Through Games Of March 9, 2016

RPI	S	Opponent	Score
348	A	N.C. Central	68 61

H  
o  
w  
a  
r  
d

Howard

Average RPI Win:	286	WON-LOST	WINNING	LAST 10	STRENGTH OF	OPP. STRENGTH	TEAM	ADJ.	CONF.	ADJ CONF.
Average RPI Loss:	154	RECORD	PCT. RANK	GAMES	SCHEDULE	OF SCHEDULE	RPI	RPI	RPI	RPI
DIV. I ONLY	5- 23	318	3- 7	166	232	316	316	18	18	
DIV. I NON-CONF.	2- 9	296	0- 0	186	283	303	303	18	18	
TOTALS	RPI 1-25	RPI 26-50	W-L RECORDS	RPI 51-100	RPI 101-150	RPI 150+				
5- 23	0- 0	0- 4	OVERALL	0- 3	1- 7	4- 9				
5- 8	0- 0	0- 2	HOME	0- 1	1- 2	4- 3				
0- 14	0- 0	0- 1	AWAY	0- 2	0- 5	0- 6				
0- 1	0- 0	0- 1	NEUTRAL	0- 0	0- 0	0- 0				
2- 9	0- 0	0- 1	NON-CONFERENCE	0- 1	0- 4	2- 3				
2- 3	0- 0	0- 1	HOME	0- 0	0- 1	2- 1				
0- 6	0- 0	0- 0	AWAY	0- 1	0- 3	0- 2				
0- 0	0- 0	0- 0	NEUTRAL	0- 0	0- 0	0- 0				
3- 14	0- 0	0- 3	CONFERENCE	0- 2	1- 3	2- 6				
3- 5	0- 0	0- 1	HOME	0- 1	1- 1	2- 2				
0- 8	0- 0	0- 1	AWAY	0- 1	0- 2	0- 4				
0- 1	0- 0	0- 1	NEUTRAL	0- 0	0- 0	0- 0				

RPI 1-25	RPI 26-50	RPI 51-100	RPI 101+	Team's RPI: 316
RPI S Opponent Score	RPI S Opponent Score	RPI S Opponent Score	RPI S Opponent Score	Score
	45  Indiana 72  79	51  Ohio 52  79	127  IUPUI 52  63	
	50  South Dakota St. 64  92	61  South Dakota 60  92	127  IUPUI 50  69	
	50  South Dakota St. 42  61	61  South Dakota 63  90	139  Oral Roberts 59  61	
	50 N South Dakota St. 60  80		139  Oral Roberts 54 48	
			142  Detroit 63  64	
			146  Western Mich. 48  70	
			149  Milwaukee 60  73	
			150  Northern Ky. 64  77	
			196  Fairfield 62  74	
			202  Oakland 74  81	
			213  USC Upstate 81  84	
			238  Omaha 64  71	
			238  Omaha 58  60	
			239  Western Ill. 87  88	
			239  Western Ill. 74  78	
			303  Denver 50  53	
			303  Denver 61 49	
			319  Kent St. 86 68	
			322  North Dakota St. 85  94	
			322  North Dakota St. 85 69	
			345  Chicago St. 62 51	
LAST 12 Division I GAMES:				
	50 N South Dakota St. 60  80	238  Omaha 64  71		
	322  North Dakota St. 85 69	239  Western Ill. 87  88		
	61  South Dakota 63  90	303  Denver 61 49		
	127  IUPUI 52  63	238  Omaha 58  60		
	139  Oral Roberts 54 48	322  North Dakota St. 85  94		
	50  South Dakota St. 64  92	61  South Dakota 60  92		

Non-Div I Games: Trine 82 62 Grace (IN) 91 39

IPFW

Loss, Non-Conf, Site, Home Away N Neutral



RPI 1-25				RPI 26-50				RPI 51-100				RPI 101+				Team's RPI: 127	
RPI	S	Opponent	Score	RPI	S	Opponent	Score	RPI	S	Opponent	Score	RPI	S	Opponent	Score		
14	A	Louisville	61 70	50	A	South Dakota St.	66 68	61	A	South Dakota	59 65	139	A	Oral Roberts	57 54		
				50	H	South Dakota St.	63 60	61	H	South Dakota	63 74	139	H	Oral Roberts	47 52		
								72	H	VCU	70 69	147	A	SIUE	85 67		
								73	H	Georgia Tech	50 60	200	N	SFA	62 55		
								78	H	Belmont	62 59	226	H	Indiana St.	68 43		
								100	A	Marquette	60 55	237	A	North Texas	67 68		
												238	A	Omaha	54 57		
												238	H	Omaha	75 59		
												238	N	Omaha	51 62		
												239	A	Western Ill.	68 60		
												239	H	Western Ill.	96 87		
												303	A	Denver	67 54		
												303	H	Denver	81 75		
												316	A	IPFW	69 50		
												316	H	IPFW	63 52		
												322	A	North Dakota St.	64 63		
												322	H	North Dakota St.	67 44		
												332	A	Evansville	68 62		
												340	A	Eastern Ill.	71 77		
LAST 12 Division I GAMES:																	
				238	N	Omaha	51 62	322	A	North Dakota St.	64 63						
				61	H	South Dakota	63 74	239	H	Western Ill.	96 87						
				50	H	South Dakota St.	63 60	139	A	Oral Roberts	57 54						
				316	H	IPFW	63 52	303	H	Denver	81 75						
				238	A	Omaha	54 57	61	A	South Dakota	59 65						
				303	A	Denver	67 54	50	A	South Dakota St.	66 68						

Page 129

I  
d  
a  
h  
o

I  
d  
a  
h  
o

Non-Div I Games:	Carroll (MT)	75	47	Northwest Chrst.	71	48
------------------	--------------	----	----	------------------	----	----

Page 130

Average RPI Win:	236	WON-LOST	WINNING	LAST 10	STRENGTH OF	OPP. STRENGTH	TEAM	ADJ.	CONF.	ADJ CONF.
Average RPI Loss:	143	RECORD	PCT. RANK	GAMES	SCHEDULE	OF SCHEDULE	RPI	RPI	RPI	RPI
DIV. I ONLY	15- 14	160	6- 4	241	191	172	172	19	19	
DIV. I NON-CONF.	5- 4	138	0- 1	98	121	84	84	23	23	
TOTALS	RPI 1-25	RPI 26-50	W-L RECORDS	RPI 51-100	RPI 101-150	RPI 150+				
15- 14	0- 1	0- 1	OVERALL	0- 3	1- 1	14- 8				
7- 4	0- 0	0- 0	HOME	0- 1	1- 0	6- 3				
5- 10	0- 1	0- 1	AWAY	0- 2	0- 1	5- 5				
3- 0	0- 0	0- 0	NEUTRAL	0- 0	0- 0	3- 0				
5- 4	0- 1	0- 1	NON-CONFERENCE	0- 1	0- 1	5- 0				
2- 0	0- 0	0- 0	HOME	0- 0	0- 0	2- 0				
2- 4	0- 1	0- 1	AWAY	0- 1	0- 1	2- 0				
1- 0	0- 0	0- 0	NEUTRAL	0- 0	0- 0	1- 0				
10- 10	0- 0	0- 0	CONFERENCE	0- 2	1- 0	9- 8				
5- 4	0- 0	0- 0	HOME	0- 1	1- 0	4- 3				
3- 6	0- 0	0- 0	AWAY	0- 1	0- 0	3- 5				
2- 0	0- 0	0- 0	NEUTRAL	0- 0	0- 0	2- 0				

RPI 1-25				RPI 26-50				RPI 51-100				RPI 101+ Team's RPI: 172			
RPI	S	Opponent	Score	RPI	S	Opponent	Score	RPI	S	Opponent	Score	RPI	S	Opponent	Score
17	A	Michigan St.	60 79	32	A	UTEP	54 67	91	A	North Dakota	42 45	131	H	Idaho	89 68
								91	H	North Dakota	57 60	138	A	Texas Tech	64 79
								99	A	Northwestern	36 72	153	A	Boise St.	80 77
												160	A	Montana St.	80 82
												160	N	Montana St.	52 50
												169	H	Eastern Wash.	71 62
												170	A	Montana	47 62
												171	A	Sacramento St.	62 83
												171	H	Sacramento St.	59 68
												182	A	Northern Colo.	47 48
												182	H	Northern Colo.	59 61
												182	N	Northern Colo.	54 45
												189	A	Weber St.	58 57
												189	H	Weber St.	46 61
												206	A	Utah Valley	56 47
												227	N	Southeast Mo. St.	65 64
												230	H	Utah St.	81 67
												273	H	Seattle	83 67
												310	A	Northern Ariz.	62 63
												310	H	Northern Ariz.	71 61
												321	A	Portland St.	64 42
												321	H	Portland St.	71 70
												334	A	Southern Utah	71 67
												334	H	Southern Utah	64 47
LAST 12 Division I GAMES:															
				160	N	Montana St.	52 50					170	A	Montana	47 62
				182	N	Northern Colo.	54 45					334	H	Southern Utah	64 47
				32	A	UTEP	54 67					310	H	Northern Ariz.	71 61
				131	H	Idaho	89 68					171	A	Sacramento St.	62 83
				169	H	Eastern Wash.	71 62					321	A	Portland St.	64 42
				160	A	Montana St.	80 82					182	H	Northern Colo.	59 61

Non-Div I Games: Colo. Christian 82 56 Montana Tech 82 55

Idaho St.

■ Loss, 
■ Non-Conf, 
■ S Site, 
■ Home 
■ A Away 
N Neutral

Average RPI Win:	268	WON-LOST	WINNING	LAST 10	STRENGTH OF	OPP. STRENGTH	TEAM	ADJ.	CONF.	ADJ CONF.
Average RPI Loss:	137	RECORD	PCT. RANK	GAMES	SCHEDULE	OF SCHEDULE	RPI	RPI	RPI	RPI
DIV. I ONLY	12- 17	226	2- 8	275	181	250	250	14	14	
DIV. I NON-CONF.	9- 2	37	0- 0	342	309	173	173	16	16	
TOTALS	RPI 1-25	RPI 26-50	W-L RECORDS	RPI 51-100	RPI 101-150	RPI 150+				
12- 17	0- 2	0- 0	OVERALL	1- 1	1- 10	10- 4				
5- 9	0- 1	0- 0	HOME	1- 0	0- 6	4- 2				
7- 8	0- 1	0- 0	AWAY	0- 1	1- 4	6- 2				
0- 0	0- 0	0- 0	NEUTRAL	0- 0	0- 0	0- 0				
9- 2	0- 0	0- 0	NON-CONFERENCE	1- 1	0- 1	8- 0				
4- 1	0- 0	0- 0	HOME	1- 0	0- 1	3- 0				
5- 1	0- 0	0- 0	AWAY	0- 1	0- 0	5- 0				
0- 0	0- 0	0- 0	NEUTRAL	0- 0	0- 0	0- 0				
3- 15	0- 2	0- 0	CONFERENCE	0- 0	1- 9	2- 4				
1- 8	0- 1	0- 0	HOME	0- 0	0- 5	1- 2				
2- 7	0- 1	0- 0	AWAY	0- 0	1- 4	1- 2				
0- 0	0- 0	0- 0	NEUTRAL	0- 0	0- 0	0- 0				

RPI 1-25				RPI 26-50				RPI 51-100				RPI 101+ Team's RPI: 250			
RPI	S	Opponent	Score	RPI	S	Opponent	Score	RPI	S	Opponent	Score	RPI	S	Opponent	Score
23	A	Green Bay	22 64					66	A	Purdue	51 62	103	A	Wright St.	62 73
23	H	Green Bay	40 58					68	H	Central Mich.	66 63	103	H	Wright St.	72 80
												113	H	Toledo	51 60
												126	A	Youngstown St.	41 62
												126	H	Youngstown St.	64 69
												142	A	Detroit	65 51
												142	H	Detroit	80 89
												149	A	Milwaukee	53 54
												149	H	Milwaukee	56 62
												150	A	Northern Ky.	53 55
												150	H	Northern Ky.	61 72
												202	A	Oakland	73 78
												202	H	Oakland	76 78
												239	A	Western Ill.	78 70
												241	A	Valparaiso	54 50
												241	H	Valparaiso	74 80
												260	A	Cleveland St.	69 72
												260	H	Cleveland St.	80 62
												303	A	Denver	56 46
												305	A	Bradley	66 56
												315	A	Illinois St.	74 65
												325	H	Nevada	70 55
												328	H	Howard	75 48
												340	H	Eastern Ill.	66 54
												345	A	Chicago St.	51 47
LAST 12 Division I GAMES:															
241	H	Valparaiso	74 80	142	A	Detroit	65 51								
126	A	Youngstown St.	41 62	103	H	Wright St.	72 80								
260	A	Cleveland St.	69 72	150	H	Northern Ky.	61 72								
149	H	Milwaukee	56 62	241	A	Valparaiso	54 50								
23	H	Green Bay	40 58	260	H	Cleveland St.	80 62								
202	A	Oakland	73 78	126	H	Youngstown St.	64 69								

Non-Div I Games:

Ill.-Chicago

■ Loss, 
 ■ Non-Conf, S Site, 
 ■ Home 
 ■ Away 
 N Neutral

# Illinois

Through Games Of March 9, 2016

Average RPI Win:	175	WON-LOST	WINNING	LAST 10	STRENGTH OF	OPP. STRENGTH	TEAM	ADJ.	CONF.	ADJ CONF.
Average RPI Loss:	61	RECORD	PCT. RANK	GAMES	SCHEDULE	OF SCHEDULE	RPI	RPI	RPI	RPI
DIV. I ONLY	9- 21	276	1- 9	23	57	179	179	5	5	
DIV. I NON-CONF.	7- 4	110	0- 0	15	225	82	82	4	4	
TOTALS	RPI 1-25	RPI 26-50	W-L RECORDS	RPI 51-100	RPI 101-150	RPI 150+				
9- 21	0- 5	0- 3	OVERALL	2- 10	2- 3	5- 0				
8- 10	0- 4	0- 1	HOME	2- 4	2- 1	4- 0				
1- 10	0- 1	0- 2	AWAY	0- 6	0- 1	1- 0				
0- 1	0- 0	0- 0	NEUTRAL	0- 0	0- 1	0- 0				
7- 4	0- 1	0- 1	NON-CONFERENCE	2- 1	2- 1	3- 0				
7- 2	0- 1	0- 0	HOME	2- 1	2- 0	3- 0				
0- 2	0- 0	0- 1	AWAY	0- 0	0- 1	0- 0				
0- 0	0- 0	0- 0	NEUTRAL	0- 0	0- 0	0- 0				
2- 17	0- 4	0- 2	CONFERENCE	0- 9	0- 2	2- 0				
1- 8	0- 3	0- 1	HOME	0- 3	0- 1	1- 0				
1- 8	0- 1	0- 1	AWAY	0- 6	0- 0	1- 0				
0- 1	0- 0	0- 0	NEUTRAL	0- 0	0- 1	0- 0				

RPI S	Opponent	Score	RPI S	Opponent	Score	RPI S	Opponent	Score	RPI S	Opponent	Score	Team's RPI: 179
6	A Ohio St.	74 117	26	A Miami (FL)	64 73	51	H Ohio	62 53	104	H UT Martin	94 74	
6	H Ohio St.	70 80	45	A Indiana	66 68	52	A Rutgers	54 67	111	A Memphis	75 81	
8	H Maryland	63 79	45	H Indiana	68 80	52	H Rutgers	56 63	134	H Penn St.	56 65	
17	H Michigan St.	43 71				59	A Iowa	56 61	134	N Penn St.	66 75	
21	H George Washington	57 70				61	H South Dakota	76 85	137	H Southern Ill.	78 64	
						66	A Purdue	65 69	197	A Wisconsin	76 56	
						68	H Central Mich.	74 69	197	H Wisconsin	71 65	
						79	A Michigan	83 96	217	H Lehigh	76 67	
						82	A Minnesota	77 82	256	H Tennessee St.	98 43	
						82	H Minnesota	75 106	345	H Chicago St.	67 36	
						95	A Nebraska	57 73				
						99	H Northwestern	59 69				
LAST 12 Division I GAMES:												
134	N Penn St.	66 75	45	H Indiana	68 80							
59	A Iowa	56 61	79	A Michigan	83 96							
17	H Michigan St.	43 71	99	H Northwestern	59 69							
6	A Ohio St.	74 117	6	H Ohio St.	70 80							
197	A Wisconsin	76 56	82	A Minnesota	77 82							
52	H Rutgers	56 63	134	H Penn St.	56 65							

Non-Div I Games:

Illinois

Loss, Non-Conf, S Site, H Home A Away N Neutral

Average RPI Win:	298	WON-LOST	WINNING	LAST 10	STRENGTH OF	OPP. STRENGTH	TEAM	ADJ.	CONF.	ADJ CONF.
Average RPI Loss:	170	RECORD	PCT. RANK	GAMES	SCHEDULE	OF SCHEDULE	RPI	RPI	RPI	RPI
DIV. I ONLY	8- 21	288	3- 7	298	228	315	315	21	21	
DIV. I NON-CONF.	2- 9	296	0- 0	313	278	341	341	17	17	
TOTALS	RPI 1-25	RPI 26-50	W-L RECORDS	RPI 51-100	RPI 101-150	RPI 150+				
8- 21	0- 0	0- 1	OVERALL	0- 6	0- 3	8- 11				
6- 8	0- 0	0- 0	HOME	0- 3	0- 2	6- 3				
2- 11	0- 0	0- 1	AWAY	0- 3	0- 1	2- 6				
0- 2	0- 0	0- 0	NEUTRAL	0- 0	0- 0	0- 2				
2- 9	0- 0	0- 1	NON-CONFERENCE	0- 0	0- 1	2- 7				
2- 3	0- 0	0- 0	HOME	0- 0	0- 1	2- 2				
0- 4	0- 0	0- 1	AWAY	0- 0	0- 0	0- 3				
0- 2	0- 0	0- 0	NEUTRAL	0- 0	0- 0	0- 2				
6- 12	0- 0	0- 0	CONFERENCE	0- 6	0- 2	6- 4				
4- 5	0- 0	0- 0	HOME	0- 3	0- 1	4- 1				
2- 7	0- 0	0- 0	AWAY	0- 3	0- 1	2- 3				
0- 0	0- 0	0- 0	NEUTRAL	0- 0	0- 0	0- 0				

RPI S	Opponent	Score	RPI S	Opponent	Score	RPI S	Opponent	Score	RPI S	Opponent	Score	Team's RPI: 315
29	A DePaul	41 89	92	A Missouri St.	41 70	137	A Southern Ill.	71 76				
			92	H Missouri St.	51 73	137	H Southern Ill.	55 68				
			94	A UNI	51 65	147	H SIUE	57 65				
			94	H UNI	35 61	157	A Yale	47 60				
			98	A Drake	41 76	173	A Loyola Chicago	61 73				
			98	H Drake	58 98	173	H Loyola Chicago	41 57				
						226	A Indiana St.	56 63				
						226	H Indiana St.	73 62				
						238	N Omaha	56 60				
						239	H Western Ill.	64 79				
						250	H Ill.-Chicago	65 74				
						259	A Bowling Green	52 70				
						261	H Murray St.	81 76				
						262	N Northern Ill.	59 68				
						264	A UTSA	51 77				
						291	A Wichita St.	53 49				
						291	H Wichita St.	70 49				
						305	A Bradley	38 52				
						305	H Bradley	54 49				
						332	A Evansville	64 57				
						332	H Evansville	65 59				
						345	H Chicago St.	57 53				
LAST 12 Division I GAMES:												
92	A Missouri St.	41 70	94	H UNI	35 61							
291	A Wichita St.	53 49	98	H Drake	58 98							
332	H Evansville	65 59	226	H Indiana St.	73 62							
137	H Southern Ill.	55 68	137	A Southern Ill.	71 76							
305	A Bradley	38 52	332	A Evansville	64 57							
173	A Loyola Chicago	61 73	173	H Loyola Chicago	41 57							

Non-Div I Games:

Illinois St.

Incarnate Word

Through Games Of March 9, 2016

Average RPI Win:	257	WON-LOST	WINNING	LAST 10	STRENGTH OF	OPP. STRENGTH	TEAM	ADJ.	CONF.	ADJ CONF.
Average RPI Loss:	204	RECORD	PCT. RANK	GAMES	SCHEDULE	OF SCHEDULE	RPI	RPI	RPI	RPI
DIV. I ONLY	3- 22	338	1- 9	256	309	330	330	25	25	
DIV. I NON-CONF.	0- 7	338	0- 0	164	272	330	330	26	26	
TOTALS	RPI 1-25	RPI 26-50	W-L RECORDS	RPI 51-100	RPI 101-150	RPI 150+				
3- 22	0- 0	0- 1	OVERALL	0- 4	1- 2	2- 15				
0- 12	0- 0	0- 0	HOME	0- 2	0- 1	0- 9				
3- 10	0- 0	0- 1	AWAY	0- 2	1- 1	2- 6				
0- 0	0- 0	0- 0	NEUTRAL	0- 0	0- 0	0- 0				
0- 7	0- 0	0- 1	NON-CONFERENCE	0- 1	0- 1	0- 4				
0- 3	0- 0	0- 0	HOME	0- 0	0- 0	0- 3				
0- 4	0- 0	0- 1	AWAY	0- 1	0- 1	0- 1				
0- 0	0- 0	0- 0	NEUTRAL	0- 0	0- 0	0- 0				
3- 15	0- 0	0- 0	CONFERENCE	0- 3	1- 1	2- 11				
0- 9	0- 0	0- 0	HOME	0- 2	0- 1	0- 6				
3- 6	0- 0	0- 0	AWAY	0- 1	1- 0	2- 5				
0- 0	0- 0	0- 0	NEUTRAL	0- 0	0- 0	0- 0				

RPI S	Opponent	Score	RPI S	Opponent	Score	RPI S	Opponent	Score	RPI S	Opponent	Score	Team's RPI: 330
43	A Colorado St.	37 60	66	A Purdue	27 95	117	H Northwestern St.	48 53				
			77	A Abilene Christian	58 66	138	A Texas Tech	55 70				
			77	H Abilene Christian	71 86	145	A McNeese St.	68 55				
			96	H Central Ark.	57 76	193	A UTRGV	47 60				
						193	H UTRGV	50 68				
						200	A SFA	62 74				
						200	H SFA	66 82				
						236	H Sam Houston St.	60 65				
						237	H North Texas	55 62				
						248	A Houston Baptist	46 64				
						248	H Houston Baptist	61 62				
						286	H Houston	51 67				
						287	A Lamar	49 59				
						287	H Lamar	61 67				
						307	A Nicholls St.	63 61				
						307	H Nicholls St.	64 66				
						313	A A&M-Corpus Christi	55 69				
						313	H A&M-Corpus Christi	56 57				
						318	A Southeastern La.	70 66				
						331	A New Orleans	49 55				
LAST 12 Division I GAMES:												
248	A Houston Baptist	46 64	96	H Central Ark.	57 76							
77	A Abilene Christian	58 66	200	A SFA	62 74							
287	H Lamar	61 67	287	A Lamar	49 59							
200	H SFA	66 82	307	A Nicholls St.	63 61							
313	A A&M-Corpus Christi	55 69	307	H Nicholls St.	64 66							
248	H Houston Baptist	61 62	313	H A&M-Corpus Christi	56 57							

Non-Div I Games: LSU-Alexandria 96 59 Howard Payne 78 65 Sul Ross St. 54 35 Trinity (TX) 55 61 Incarnate Word

Loss, Non-Conf, S Site, H Home A Away N Neutral

I  
n  
d  
i  
a  
n  
a

I  
n  
d  
i  
a  
n  
a

Indiana

Page 136



Average RPI Win:	257	WON-LOST	WINNING	LAST 10	STRENGTH OF	OPP. STRENGTH	TEAM	ADJ.	CONF.	ADJ CONF.
Average RPI Loss:	140	RECORD	PCT. RANK	GAMES	SCHEDULE	OF SCHEDULE	RPI	RPI	RPI	RPI
DIV. I ONLY	13- 16	202	5- 5	239	220	226	226	21	21	
DIV. I NON-CONF.	4- 7	222	0- 0	190	229	227	227	17	17	
TOTALS	RPI 1-25	RPI 26-50	W-L RECORDS	RPI 51-100	RPI 101-150	RPI 150+				
13- 16	0- 0	0- 1	OVERALL	1- 7	0- 4	12- 4				
8- 6	0- 0	0- 1	HOME	1- 3	0- 1	7- 1				
5- 9	0- 0	0- 0	AWAY	0- 4	0- 3	5- 2				
0- 1	0- 0	0- 0	NEUTRAL	0- 0	0- 0	0- 1				
4- 7	0- 0	0- 1	NON-CONFERENCE	0- 2	0- 2	4- 2				
2- 3	0- 0	0- 1	HOME	0- 1	0- 0	2- 1				
2- 3	0- 0	0- 0	AWAY	0- 1	0- 2	2- 0				
0- 1	0- 0	0- 0	NEUTRAL	0- 0	0- 0	0- 1				
9- 9	0- 0	0- 0	CONFERENCE	1- 5	0- 2	8- 2				
6- 3	0- 0	0- 0	HOME	1- 2	0- 1	5- 0				
3- 6	0- 0	0- 0	AWAY	0- 3	0- 1	3- 2				
0- 0	0- 0	0- 0	NEUTRAL	0- 0	0- 0	0- 0				

RPI S	Opponent	Score	RPI S	Opponent	Score	RPI S	Opponent	Score	RPI S	Opponent	Score	Team's RPI: 226
45	H Indiana	50 53	54	H Saint Louis	52 62	127	A IUPUI	43 68				
			68	A Central Mich.	65 85	137	A Southern Ill.	64 76				
			92	A Missouri St.	41 75	137	H Southern Ill.	58 62				
			92	H Missouri St.	51 59	150	A Northern Ky.	67 73				
			94	A UNI	42 53	173	A Loyola Chicago	74 71				
			94	H UNI	45 61	173	H Loyola Chicago	62 48				
			98	A Drake	55 80	183	H Butler	70 63				
			98	H Drake	68 53	191	A Tulsa	67 63				
						200	N SFA	62 71				
						238	H Omaha	50 51				
						291	A Wichita St.	53 54				
						291	H Wichita St.	59 33				
						304	A UMKC	77 47				
						305	A Bradley	68 59				
						305	H Bradley	59 37				
						315	A Illinois St.	62 73				
						315	H Illinois St.	63 56				
						332	A Evansville	59 44				
						332	H Evansville	57 45				
						340	H Eastern Ill.	60 42				
LAST 12 Division I GAMES:												
291	A Wichita St.	53 54	98	H Drake	68 53							
92	A Missouri St.	41 75	94	H UNI	45 61							
137	H Southern Ill.	58 62	315	A Illinois St.	62 73							
332	H Evansville	57 45	332	A Evansville	59 44							
173	A Loyola Chicago	74 71	137	A Southern Ill.	64 76							
305	A Bradley	68 59	305	H Bradley	59 37							

Non-Div I Games:

Indiana St.

■ Loss, 
■ Non-Conf, 
■ S Site, 
■ H Home 
■ A Away 
N Neutral

Average RPI Win: <b>232</b>	WON-LOST	WINNING	LAST 10	STRENGTH OF	OPP. STRENGTH	TEAM	ADJ.	CONF.	ADJ CONF.
Average RPI Loss: <b>114</b>	RECORD	PCT. RANK	GAMES	SCHEDULE	OF SCHEDULE	RPI	RPI	RPI	RPI
DIV. I ONLY	<b>23- 11</b>	<b>78</b>	<b>8- 2</b>	<b>193</b>	<b>188</b>	<b>102</b>	<b>102</b>	<b>23</b>	<b>23</b>
DIV. I NON-CONF.	<b>4- 7</b>	<b>222</b>	<b>0- 0</b>	<b>133</b>	<b>33</b>	<b>183</b>	<b>183</b>	<b>22</b>	<b>22</b>
TOTALS	RPI 1-25	RPI 26-50	W-L RECORDS	RPI 51-100	RPI 101-150	RPI 150+			
23- 11	0- 1	0- 0	OVERALL	1- 5	1- 0	21- 5			
11- 2	0- 0	0- 0	HOME	0- 2	0- 0	11- 0			
9- 7	0- 1	0- 0	AWAY	0- 2	1- 0	8- 4			
3- 2	0- 0	0- 0	NEUTRAL	1- 1	0- 0	2- 1			
4- 7	0- 1	0- 0	NON-CONFERENCE	0- 3	1- 0	3- 3			
2- 1	0- 0	0- 0	HOME	0- 1	0- 0	2- 0			
1- 4	0- 1	0- 0	AWAY	0- 1	1- 0	0- 2			
1- 2	0- 0	0- 0	NEUTRAL	0- 1	0- 0	1- 1			
19- 4	0- 0	0- 0	CONFERENCE	1- 2	0- 0	18- 2			
9- 1	0- 0	0- 0	HOME	0- 1	0- 0	9- 0			
8- 3	0- 0	0- 0	AWAY	0- 1	0- 0	8- 2			
2- 0	0- 0	0- 0	NEUTRAL	1- 0	0- 0	1- 0			

RPI	S	Opponent	Score	RPI	S	Opponent	Score	RPI	S	Opponent	Score	RPI	S	Opponent	Score	Team's RPI: 102
21	A	George Washington	65 <b>70</b>					52	A	Rutgers	33 <b>58</b>	116	A	Saint Joseph's	81 75	
								55	N	Southern California	56 <b>76</b>	154	A	North Carolina	52 <b>64</b>	
								72	H	VCU	58 <b>74</b>	156	A	Stony Brook	53 <b>58</b>	
								87	A	Quinnipiac	61 <b>62</b>	157	N	Yale	48 <b>63</b>	
								87	H	Quinnipiac	53 <b>69</b>	161	A	Marist	61 <b>62</b>	
								87	N	Quinnipiac	57 41	161	H	Marist	69 49	
												161	N	Marist	57 53	
												165	H	ETSU	56 50	
												196	A	Fairfield	56 46	
												196	H	Fairfield	69 53	
												225	A	Canisius	79 76	
												225	H	Canisius	79 56	
												229	A	Siena	64 47	
												229	A	Siena	64 51	
												229	H	Siena	63 51	
												237	H	North Texas	62 51	
												244	A	Monmouth	64 49	
												244	H	Monmouth	68 56	
												247	A	Manhattan	56 <b>63</b>	
												247	H	Manhattan	67 56	
												284	A	Rider	67 48	
												284	H	Rider	59 46	
												290	A	Niagara	73 52	
												290	H	Niagara	73 46	
												314	N	Fairleigh Dickinson	77 54	
												338	A	Saint Peter's	65 51	
LAST 12 Division I GAMES:																

Non-Div I Games:

Iona

■ Loss, 
 ■ Non-Conf, 
 ■ S Site, 
 ■ Home 
 ■ A Away 
 N Neutral

RPI	S	Opponent	Score
338	H	Saint Peter's	64 50

Iona

Average RPI Win:	132	WON-LOST	WINNING	LAST 10	STRENGTH OF	OPP. STRENGTH	TEAM	ADJ.	CONF.	ADJ CONF.
Average RPI Loss:	57	RECORD	PCT. RANK	GAMES	SCHEDULE	OF SCHEDULE	RPI	RPI	RPI	RPI
DIV. I ONLY	19- 13	120	4- 6	28	56	59	59	5	5	
DIV. I NON-CONF.	10- 2	33	0- 0	61	197	23	23	4	4	
TOTALS	RPI 1-25	RPI 26-50	W-L RECORDS	RPI 51-100	RPI 101-150	RPI 150+				
19- 13	0- 6	1- 1	OVERALL	9- 3	3- 3	6- 0				
11- 4	0- 3	1- 0	HOME	5- 0	1- 1	4- 0				
5- 7	0- 1	0- 1	AWAY	3- 3	1- 2	1- 0				
3- 2	0- 2	0- 0	NEUTRAL	1- 0	1- 0	1- 0				
10- 2	0- 1	0- 0	NON-CONFERENCE	3- 0	3- 1	4- 0				
6- 0	0- 0	0- 0	HOME	2- 0	1- 0	3- 0				
2- 1	0- 0	0- 0	AWAY	1- 0	1- 1	0- 0				
2- 1	0- 1	0- 0	NEUTRAL	0- 0	1- 0	1- 0				
9- 11	0- 5	1- 1	CONFERENCE	6- 3	0- 2	2- 0				
5- 4	0- 3	1- 0	HOME	3- 0	0- 1	1- 0				
3- 6	0- 1	0- 1	AWAY	2- 3	0- 1	1- 0				
1- 1	0- 1	0- 0	NEUTRAL	1- 0	0- 0	0- 0				

RPI S	Opponent	Score	RPI S	Opponent	Score	RPI S	Opponent	Score	RPI S	Opponent	Score
6	H Ohio St.	81 98	45	A Indiana	74 79	52	H Rutgers	69 65	103	N Wright St.	83 77
8	H Maryland	56 76	45	H Indiana	76 73	66	A Purdue	73 90	104	H UT Martin	62 56
8	N Maryland	55 75				66	H Purdue	63 55	109	A Virginia	85 73
17	A Michigan St.	73 80				79	A Michigan	75 82	130	A Iowa St.	66 69
17	H Michigan St.	69 74				79	H Michigan	85 69	134	A Penn St.	68 81
21	N George Washington	77 81				79	N Michigan	97 85	134	H Penn St.	69 82
						82	A Minnesota	76 78	179	H Illinois	61 56
						91	H North Dakota	83 61	194	H Robert Morris	69 50
						94	A UNI	80 65	197	A Wisconsin	57 54
						95	A Nebraska	74 68	239	H Western Ill.	96 81
						98	H Drake	89 76	286	N Houston	64 50
						99	A Northwestern	79 64	305	H Bradley	60 53
LAST 12 Division I GAMES:											
8	N Maryland	55 75	82	A Minnesota	76 78						
79	N Michigan	97 85	6	H Ohio St.	81 98						
179	H Illinois	61 56	17	H Michigan St.	69 74						
134	A Penn St.	68 81	45	A Indiana	74 79						
45	H Indiana	76 73	99	A Northwestern	79 64						
66	H Purdue	63 55	79	H Michigan	85 69						

Non-Div I Games:

Iowa

■ Loss, 
 ■ Non-Conf, S Site, 
 ■ Home 
 ■ Away 
 N Neutral

Average RPI Win:	181	WON-LOST	WINNING	LAST 10	STRENGTH OF	OPP. STRENGTH	TEAM	ADJ.	CONF.	ADJ CONF.
Average RPI Loss:	57	RECORD	PCT. RANK	GAMES	SCHEDULE	OF SCHEDULE	RPI	RPI	RPI	RPI
DIV. I ONLY	13- 17	211	2- 8	54	37	130	130	3	3	
DIV. I NON-CONF.	8- 3	77	0- 0	178	221	111	111	3	3	
TOTALS	RPI 1-25	RPI 26-50	W-L RECORDS	RPI 51-100	RPI 101-150	RPI 150+				
13- 17	0- 6	2- 5	OVERALL	2- 1	1- 5	8- 0				
9- 6	0- 3	1- 2	HOME	1- 0	1- 1	6- 0				
3- 8	0- 3	1- 2	AWAY	1- 1	0- 2	1- 0				
1- 3	0- 0	0- 1	NEUTRAL	0- 0	0- 2	1- 0				
8- 3	0- 0	0- 1	NON-CONFERENCE	2- 1	0- 1	6- 0				
6- 0	0- 0	0- 0	HOME	1- 0	0- 0	5- 0				
1- 1	0- 0	0- 0	AWAY	1- 1	0- 0	0- 0				
1- 2	0- 0	0- 1	NEUTRAL	0- 0	0- 1	1- 0				
5- 14	0- 6	2- 4	CONFERENCE	0- 0	1- 4	2- 0				
3- 6	0- 3	1- 2	HOME	0- 0	1- 1	1- 0				
2- 7	0- 3	1- 2	AWAY	0- 0	0- 2	1- 0				
0- 1	0- 0	0- 0	NEUTRAL	0- 0	0- 1	0- 0				

RPI S	Opponent	Score	RPI S	Opponent	Score	RPI S	Opponent	Score	RPI S	Opponent	Score	Team's RPI: 130
2	A Baylor	41 78	30	A Oklahoma	54 85	59	H Iowa	69 66	107	A TCU	69 79	
2	H Baylor	61 77	30	H Oklahoma	71 77	94	A UNI	84 75	107	H TCU	62 72	
7	A Texas	54 75	31	A Oklahoma St.	76 79	98	A Drake	70 74	131	N Idaho	65 97	
7	H Texas	49 65	31	H Oklahoma St.	49 42				138	A Texas Tech	66 69	
22	A West Virginia	47 57	46	N Duke	48 86				138	H Texas Tech	77 48	
22	H West Virginia	57 82	49	A Kansas St.	84 79				138	N Texas Tech	84 89	
			49	H Kansas St.	53 68				151	H Southern U.	86 46	
									204	H Hampton	95 59	
									220	A Kansas	63 53	
									220	H Kansas	65 49	
									245	N Texas St.	83 61	
									297	H Alcorn	91 41	
									310	H Northern Ariz.	79 63	
									337	H Ark.-Pine Bluff	70 41	
LAST 12 Division I GAMES:												
138	N Texas Tech	84 89	107	A TCU	69 79							
22	H West Virginia	57 82	22	A West Virginia	47 57							
30	A Oklahoma	54 85	7	H Texas	49 65							
49	H Kansas St.	53 68	220	A Kansas	63 53							
2	A Baylor	41 78	30	H Oklahoma	71 77							
138	H Texas Tech	77 48	107	H TCU	62 72							

Non-Div I Games:

Iowa St.

■ Loss, 
■ Non-Conf, 
■ S Site, 
■ H Home 
■ A Away 
N Neutral

Average RPI Win:	314	WON-LOST	WINNING	LAST 10	STRENGTH OF	OPP. STRENGTH	TEAM	ADJ.	CONF.	ADJ CONF.
Average RPI Loss:	213	RECORD	PCT. RANK	GAMES	SCHEDULE	OF SCHEDULE	RPI	RPI	RPI	RPI
DIV. I ONLY	11- 15	220	4- 6	347	342	306	306	31	31	
DIV. I NON-CONF.	3- 5	218	0- 0	337	226	293	293	31	31	
TOTALS	RPI 1-25	RPI 26-50	W-L RECORDS	RPI 51-100	RPI 101-150	RPI 150+				
11- 15	0- 1	0- 0	OVERALL	0- 1	0- 1	11- 12				
6- 6	0- 0	0- 0	HOME	0- 0	0- 0	6- 6				
5- 9	0- 1	0- 0	AWAY	0- 1	0- 1	5- 6				
0- 0	0- 0	0- 0	NEUTRAL	0- 0	0- 0	0- 0				
3- 5	0- 1	0- 0	NON-CONFERENCE	0- 1	0- 1	3- 2				
2- 1	0- 0	0- 0	HOME	0- 0	0- 0	2- 1				
1- 4	0- 1	0- 0	AWAY	0- 1	0- 1	1- 1				
0- 0	0- 0	0- 0	NEUTRAL	0- 0	0- 0	0- 0				
8- 10	0- 0	0- 0	CONFERENCE	0- 0	0- 0	8- 10				
4- 5	0- 0	0- 0	HOME	0- 0	0- 0	4- 5				
4- 5	0- 0	0- 0	AWAY	0- 0	0- 0	4- 5				
0- 0	0- 0	0- 0	NEUTRAL	0- 0	0- 0	0- 0				

RPI 1-25				RPI 26-50				RPI 51-100				RPI 101+ Team's RPI: 306			
RPI	S	Opponent	Score	RPI	S	Opponent	Score	RPI	S	Opponent	Score	RPI	S	Opponent	Score
12	A	Kentucky	24 92					74	A	Tulane	49 92	117	A	Northwestern St.	54 59
												151	A	Southern U.	57 84
												151	H	Southern U.	57 66
												181	A	Grambling	61 75
												181	H	Grambling	58 79
												231	A	Texas Southern	47 66
												231	H	Texas Southern	36 62
												246	A	Alabama St.	57 63
												246	H	Alabama St.	70 69
												275	A	Prairie View	77 67
												275	H	Prairie View	52 62
												297	A	Alcorn	73 66
												297	H	Alcorn	79 65
												298	H	Jacksonville St.	71 65
												318	A	Southeastern La.	79 72
												331	A	New Orleans	68 85
												333	H	Lipscomb	53 52
												337	A	Ark.-Pine Bluff	66 71
												337	H	Ark.-Pine Bluff	59 66
												345	H	Chicago St.	59 76
												346	A	Alabama A&M	69 66
												346	H	Alabama A&M	59 58
												349	A	Mississippi Val.	72 46
												349	H	Mississippi Val.	70 43
LAST 12 Division I GAMES:															
346	A	Alabama A&M	69 66	231	A	Texas Southern	47 66	346	A	Alabama A&M	69 66				
246	A	Alabama St.	57 63	151	H	Southern U.	57 66	346	H	Alabama A&M	59 58				
337	H	Ark.-Pine Bluff	59 66	297	H	Alcorn	79 65	349	A	Mississippi Val.	72 46				
349	H	Mississippi Val.	70 43	337	A	Ark.-Pine Bluff	66 71	349	H	Mississippi Val.	70 43				
181	A	Grambling	61 75	349	A	Mississippi Val.	72 46								
275	A	Prairie View	77 67	181	H	Grambling	58 79								

Non-Div I Games: Fisk 78 58 Blue Mountain 74 52 Mobile 100 57

Jackson St.

Loss, Non-Conf, S Site, H Home A Away N Neutral

## Jacksonville

Through Games Of March 9, 2016

Average RPI Win:	282	WON-LOST	WINNING	LAST 10	STRENGTH OF	OPP. STRENGTH	TEAM	ADJ.	CONF.	ADJ CONF.
Average RPI Loss:	118	RECORD	PCT. RANK	GAMES	SCHEDULE	OF SCHEDULE	RPI	RPI	RPI	RPI
DIV. I ONLY	19- 10	81	7- 3	292	268	143	143	29	29	
DIV. I NON-CONF.	6- 7	176	0- 0	244	177	190	190	28	28	
TOTALS	RPI 1-25	RPI 26-50	W-L RECORDS	RPI 51-100	RPI 101-150	RPI 150+				
19- 10	0- 3	0- 0	OVERALL	0- 2	0- 1	19- 4				
12- 1	0- 0	0- 0	HOME	0- 1	0- 0	12- 0				
6- 8	0- 2	0- 0	AWAY	0- 0	0- 0	6- 1				
1- 1	0- 0	0- 0	NEUTRAL	0- 0	0- 0	1- 1				
6- 7	0- 3	0- 0	NON-CONFERENCE	0- 0	0- 1	6- 3				
4- 0	0- 0	0- 0	HOME	0- 0	0- 0	4- 0				
1- 6	0- 3	0- 0	AWAY	0- 0	0- 1	1- 2				
1- 1	0- 0	0- 0	NEUTRAL	0- 0	0- 0	1- 1				
13- 3	0- 0	0- 0	CONFERENCE	0- 2	0- 0	13- 1				
8- 1	0- 0	0- 0	HOME	0- 1	0- 0	8- 0				
5- 2	0- 0	0- 0	AWAY	0- 1	0- 0	5- 1				
0- 0	0- 0	0- 0	NEUTRAL	0- 0	0- 0	0- 0				

RPI	S	Opponent	Score	RPI	S	Opponent	Score	RPI	S	Opponent	Score	RPI	S	Opponent	Score	Team's RPI: 143
13	A	Syracuse	49 65					62	A	FGCU	39 58	140	A	Wake Forest	51 57	
15	A	Florida St.	60 77					62	H	FGCU	55 59	152	A	UT Arlington	54 56	
20	A	South Fla.	52 74									187	A	Stetson	61 66	
												187	H	Stetson	69 49	
												213	A	USC Upstate	49 43	
												213	H	USC Upstate	67 56	
												213	H	USC Upstate	75 69	
												214	N	Dartmouth	51 44	
												252	A	Bethune-Cookman	63 53	
												259	N	Bowling Green	69 72	
												261	H	Murray St.	79 54	
												274	A	UNCW	49 51	
												288	A	Kennesaw St.	67 42	
												288	H	South Carolina St.	79 47	
												288	H	Kennesaw St.	78 63	
												299	H	Savannah St.	65 52	
												302	H	FIU	80 44	
												327	A	North Florida	73 39	
												327	H	North Florida	65 51	
												333	A	Lipscomb	76 55	
												333	H	Lipscomb	81 51	
												333	H	Lipscomb	80 51	
												342	A	NJIT	65 36	
												342	H	NJIT	68 37	
LAST 12 Division I GAMES:																
213	H	USC Upstate	67 56	288	A	Kennesaw St.	67 42									
333	H	Lipscomb	80 51	62	H	FGCU	55 59									
327	H	North Florida	65 51	187	A	Stetson	61 66									
213	H	USC Upstate	75 69	62	A	FGCU	39 58									
342	H	NJIT	68 37	187	H	Stetson	69 49									
333	A	Lipscomb	76 55	342	A	NJIT	65 36									

Non-Div I Games: Edward Waters 90 51 Thomas (GA) 88 50

Jacksonville

Loss, Non-Conf, S Site, H Home A Away N Neutral

Average RPI Win:	278	WON-LOST	WINNING	LAST 10	STRENGTH OF	OPP. STRENGTH	TEAM	ADJ.	CONF.	ADJ CONF.
Average RPI Loss:	197	RECORD	PCT. RANK	GAMES	SCHEDULE	OF SCHEDULE	RPI	RPI	RPI	RPI
DIV. I ONLY	9- 18	265	3- 7	303	303	298	298	24	24	
DIV. I NON-CONF.	4- 7	222	0- 0	283	339	270	270	24	24	
TOTALS	RPI 1-25	RPI 26-50	W-L RECORDS	RPI 51-100	RPI 101-150	RPI 150+				
9- 18	0- 0	0- 0	OVERALL	0- 3	0- 5	9- 10				
6- 6	0- 0	0- 0	HOME	0- 1	0- 3	6- 2				
3- 12	0- 0	0- 0	AWAY	0- 2	0- 2	3- 8				
0- 0	0- 0	0- 0	NEUTRAL	0- 0	0- 0	0- 0				
4- 7	0- 0	0- 0	NON-CONFERENCE	0- 1	0- 3	4- 3				
3- 1	0- 0	0- 0	HOME	0- 0	0- 1	3- 0				
1- 6	0- 0	0- 0	AWAY	0- 1	0- 2	1- 3				
0- 0	0- 0	0- 0	NEUTRAL	0- 0	0- 0	0- 0				
5- 11	0- 0	0- 0	CONFERENCE	0- 2	0- 2	5- 7				
3- 5	0- 0	0- 0	HOME	0- 1	0- 2	3- 2				
2- 6	0- 0	0- 0	AWAY	0- 1	0- 0	2- 5				
0- 0	0- 0	0- 0	NEUTRAL	0- 0	0- 0	0- 0				

RPI S	Opponent	Score	RPI S	Opponent	Score	RPI S	Opponent	Score	RPI S	Opponent	Score	Team's RPI: 298
						66	A Purdue	48 67	104	H UT Martin	53 63	
						78	A Belmont	42 56	110	H Samford	39 50	
						78	H Belmont	32 44	111	A Memphis	55 70	
									112	A Mercer	39 46	
									147	H SIUE	57 62	
									178	A Eastern Ky.	56 54	
									178	H Eastern Ky.	50 76	
									227	A Southeast Mo. St.	47 61	
									256	A Tennessee St.	40 50	
									256	H Tennessee St.	69 55	
									261	A Murray St.	74 71	
									269	A Austin Peay	59 61	
									279	A Tennessee Tech	49 51	
									279	H Tennessee Tech	55 46	
									288	H Kennesaw St.	61 52	
									294	A Ga. Southern	56 60	
									297	H Alcorn	67 65	
									299	H Savannah St.	50 35	
									306	A Jackson St.	65 71	
									307	A Nicholls St.	63 49	
									308	A Wofford	54 66	
									309	A Morehead St.	63 67	
									309	H Morehead St.	66 70	
									340	H Eastern Ill.	60 52	
LAST 12 Division I GAMES:												
309	H	Morehead St.	66	70	256	H	Tennessee St.	69	55			
256	A	Tennessee St.	40	50	178	A	Eastern Ky.	56	54			
178	H	Eastern Ky.	50	76	309	A	Morehead St.	63	67			
279	A	Tennessee Tech	49	51	78	H	Belmont	32	44			
78	A	Belmont	42	56	104	H	UT Martin	53	63			
279	H	Tennessee Tech	55	46	227	A	Southeast Mo. St.	47	61			

Non-Div I Games: Tuskegee 74 47

Jacksonville St.



Average RPI Win:	185	WON-LOST	WINNING	LAST 10	STRENGTH OF	OPP. STRENGTH	TEAM	ADJ.	CONF.	ADJ CONF.
Average RPI Loss:	57	RECORD	PCT. RANK	GAMES	SCHEDULE	OF SCHEDULE	RPI	RPI	RPI	RPI
DIV. I ONLY	24- 5	20	10- 0	114	107	34	34	12	12	
DIV. I NON-CONF.	7- 4	110	0- 0	92	49	83	83	11	11	
TOTALS	RPI 1-25	RPI 26-50	W-L RECORDS	RPI 51-100	RPI 101-150	RPI 150+				
24- 5	0- 3	0- 1	OVERALL	6- 0	1- 0	17- 1				
14- 0	0- 0	0- 0	HOME	3- 0	1- 0	10- 0				
10- 3	0- 1	0- 1	AWAY	3- 0	0- 0	7- 1				
0- 2	0- 2	0- 0	NEUTRAL	0- 0	0- 0	0- 0				
7- 4	0- 3	0- 1	NON-CONFERENCE	0- 0	1- 0	6- 0				
5- 0	0- 0	0- 0	HOME	0- 0	1- 0	4- 0				
2- 2	0- 1	0- 1	AWAY	0- 0	0- 0	2- 0				
0- 2	0- 2	0- 0	NEUTRAL	0- 0	0- 0	0- 0				
17- 1	0- 0	0- 0	CONFERENCE	6- 0	0- 0	11- 1				
9- 0	0- 0	0- 0	HOME	3- 0	0- 0	6- 0				
8- 1	0- 0	0- 0	AWAY	3- 0	0- 0	5- 1				
0- 0	0- 0	0- 0	NEUTRAL	0- 0	0- 0	0- 0				

RPI 1-25				RPI 26-50				Team's RPI: 34				RPI 51-100				RPI 101+			
RPI	S	Opponent	Score	RPI	S	Opponent	Score	RPI	S	Opponent	Score	RPI	S	Opponent	Score	RPI	S	Opponent	Score
2	N	Baylor	63 77	36	A	St. Bonaventure	45 56	65	A	Hofstra	71 54	132	H	Liberty	72 56				
9	A	UCLA	61 90					65	H	Hofstra	57 42	158	A	Northeastern	61 52				
22	N	West Virginia	62 69					81	A	Drexel	59 55	158	H	Northeastern	85 62				
								81	H	Drexel	67 56	162	A	Delaware	65 43				
								89	A	Elon	81 76	162	H	Delaware	75 55				
								89	H	Elon	73 72	188	H	Davidson	87 45				
												198	A	Richmond	73 47				
												204	A	Hampton	68 56				
												215	A	William & Mary	59 65				
												215	H	William & Mary	83 63				
												224	A	Col. of Charleston	76 46				
												224	H	Col. of Charleston	83 61				
												253	H	Morgan St.	92 31				
												272	H	American	74 45				
												274	A	UNCW	77 41				
												274	H	UNCW	60 40				
												285	A	Towson	64 57				
												285	H	Towson	61 45				
												311	H	Longwood	88 30				
LAST 12 Division I GAMES:																			
224	A	Col. of Charleston	76 46	65	H	Hofstra	57 42												
162	A	Delaware	65 43	81	A	Drexel	59 55												
89	H	Elon	73 72	158	A	Northeastern	61 52												
274	A	UNCW	77 41	65	A	Hofstra	71 54												
285	H	Towson	61 45	274	H	UNCW	60 40												
215	H	William & Mary	83 63	162	H	Delaware	75 55												

Non-Div I Games:

James Madison

Kansas

Through Games Of March 9, 2016

Average RPI Win:	176	WON-LOST	WINNING	LAST 10	STRENGTH OF	OPP. STRENGTH	TEAM	ADJ.	CONF.	ADJ CONF.
Average RPI Loss:	78	RECORD	PCT. RANK	GAMES	SCHEDULE	OF SCHEDULE	RPI	RPI	RPI	RPI
DIV. I ONLY	6- 25	315	1- 9	32	31	220	220	3	3	
DIV. I NON-CONF.	5- 6	180	0- 0	211	189	241	241	3	3	
TOTALS	RPI 1-25	RPI 26-50	W-L RECORDS	RPI 51-100	RPI 101-150	RPI 150+				
6- 25	0- 7	0- 7	OVERALL	0- 1	3- 8	3- 2				
4- 13	0- 3	0- 4	HOME	0- 1	2- 4	2- 1				
0- 11	0- 3	0- 3	AWAY	0- 0	0- 4	0- 1				
2- 1	0- 1	0- 0	NEUTRAL	0- 0	1- 0	1- 0				
5- 6	0- 0	0- 1	NON-CONFERENCE	0- 1	2- 2	3- 2				
4- 4	0- 0	0- 1	HOME	0- 1	2- 1	2- 1				
0- 2	0- 0	0- 0	AWAY	0- 0	0- 1	0- 1				
1- 0	0- 0	0- 0	NEUTRAL	0- 0	0- 0	1- 0				
1- 19	0- 7	0- 6	CONFERENCE	0- 0	1- 6	0- 0				
0- 9	0- 3	0- 3	HOME	0- 0	0- 3	0- 0				
0- 9	0- 3	0- 3	AWAY	0- 0	0- 3	0- 0				
1- 1	0- 1	0- 0	NEUTRAL	0- 0	1- 0	0- 0				

RPI 1-25				RPI 26-50				RPI 51-100				RPI 101+				Team's RPI: 220							
RPI	S	Opponent	Score	RPI	S	Opponent	Score	RPI	S	Opponent	Score	RPI	S	Opponent	Score								
2	A	Baylor	49 81	30	A	Oklahoma	44 67	97	H	Washington St.	53 66	107	A	TCU	52 55								
2	H	Baylor	40 58	30	H	Oklahoma	66 72					107	H	TCU	44 70								
7	A	Texas	46 70	31	A	Oklahoma St.	49 71					107	N	TCU	81 64								
7	H	Texas	38 75	31	H	Oklahoma St.	46 74					111	H	Memphis	72 63								
7	N	Texas	50 66	42	H	St. John's (NY)	71 86					114	H	Creighton	67 54								
22	A	West Virginia	35 72	49	A	Kansas St.	67 81					124	A	Arizona	52 67								
22	H	West Virginia	45 65	49	H	Kansas St.	46 59					130	A	Iowa St.	49 65								
																130	H	Iowa St.	53 63				
																138	A	Texas Tech	44 54				
																138	H	Texas Tech	58 69				
																139	H	Oral Roberts	63 70				
																195	A	SMU	64 73				
																231	H	Texas Southern	72 65				
																233	H	Navy	61 54				
																262	N	Northern Ill.	66 58				
																304	H	UMKC	44 47				
																LAST 12 Division I GAMES:							
																7	N	Texas	50 66	107	H	TCU	44 70
																107	N	TCU	81 64	49	A	Kansas St.	67 81
																107	A	TCU	52 55	2	A	Baylor	49 81
																138	H	Texas Tech	58 69	130	H	Iowa St.	53 63
																31	A	Oklahoma St.	49 71	138	A	Texas Tech	44 54
																30	H	Oklahoma	66 72	7	A	Texas	46 70

Non-Div I Games:

Kansas

Loss, Non-Conf, S Site, H Home A Away N Neutral

Average RPI Win:	157	WON-LOST	WINNING	LAST 10	STRENGTH OF	OPP. STRENGTH	TEAM	ADJ.	CONF.	ADJ CONF.
Average RPI Loss:	32	RECORD	PCT. RANK	GAMES	SCHEDULE	OF SCHEDULE	RPI	RPI	RPI	RPI
DIV. I ONLY	18- 12	113	4- 6	14	51	49	49	3	3	
DIV. I NON-CONF.	10- 1	19	0- 0	54	273	12	12	3	3	
TOTALS	RPI 1-25	RPI 26-50	W-L RECORDS	RPI 51-100	RPI 101-150	RPI 150+				
18- 12	0- 8	2- 2	OVERALL	2- 0	4- 2	10- 0				
13- 4	0- 3	2- 0	HOME	2- 0	2- 1	7- 0				
5- 7	0- 4	0- 2	AWAY	0- 0	2- 1	3- 0				
0- 1	0- 1	0- 0	NEUTRAL	0- 0	0- 0	0- 0				
10- 1	0- 1	0- 0	NON-CONFERENCE	2- 0	0- 0	8- 0				
8- 0	0- 0	0- 0	HOME	2- 0	0- 0	6- 0				
2- 1	0- 1	0- 0	AWAY	0- 0	0- 0	2- 0				
0- 0	0- 0	0- 0	NEUTRAL	0- 0	0- 0	0- 0				
8- 11	0- 7	2- 2	CONFERENCE	0- 0	4- 2	2- 0				
5- 4	0- 3	2- 0	HOME	0- 0	2- 1	1- 0				
3- 6	0- 3	0- 2	AWAY	0- 0	2- 1	1- 0				
0- 1	0- 1	0- 0	NEUTRAL	0- 0	0- 0	0- 0				

RPI 1-25				RPI 26-50				Team's RPI: 49	RPI 51-100				RPI 101+			
RPI	S	Opponent	Score	RPI	S	Opponent	Score		RPI	S	Opponent	Score	RPI	S	Opponent	Score
2	A	Baylor	52 87	30	A	Oklahoma	58 68		61	H	South Dakota	84 81	107	A	TCU	73 87
2	H	Baylor	52 63	30	H	Oklahoma	87 71		77	H	Abilene Christian	76 45	107	H	TCU	58 49
3	A	UConn	57 97	31	A	Oklahoma St.	51 59						130	A	Iowa St.	68 53
7	A	Texas	51 58	31	H	Oklahoma St.	47 44						130	H	Iowa St.	79 84
7	H	Texas	51 66										138	A	Texas Tech	65 53
22	A	West Virginia	44 64										138	H	Texas Tech	65 53
22	H	West Virginia	53 72										151	H	Southern U.	59 47
22	N	West Virginia	65 74										152	H	UT Arlington	61 41
LAST 12 Division I GAMES:																
		22	N	West Virginia			65	74			220	H	Kansas			81 67
		31	A	Oklahoma St.			51	59			30	H	Oklahoma			87 71
		2	H	Baylor			52	63			22	A	West Virginia			44 64
		130	A	Iowa St.			68	53			2	A	Baylor			52 87
		138	H	Texas Tech			65	53			7	H	Texas			51 66
		7	A	Texas			51	58			138	A	Texas Tech			65 53

Non-Div I Games:

Kansas St.

■ Loss, 
■ Non-Conf, 
■ S Site, 
■ H Home 
■ A Away 
N Neutral

Average RPI Win: 311		WON-LOST	WINNING	LAST 10	STRENGTH OF	OPP. STRENGTH	TEAM	ADJ.	CONF.	ADJ CONF.
Average RPI Loss: 180		RECORD	PCT. RANK	GAMES	SCHEDULE	OF SCHEDULE	RPI	RPI	RPI	RPI
DIV. I ONLY		10- 19	259	4- 6	291	317	288	288	29	29
DIV. I NON-CONF.		4- 10	253	0- 0	273	333	310	310	28	28
TOTALS		RPI 1-25	RPI 26-50		W-L RECORDS		RPI 51-100	RPI 101-150	RPI 150+	
10- 19	0- 1	0- 1		OVERALL		0- 2	0- 3		10- 12	
7- 6	0- 0	0- 0		HOME		0- 1	0- 2		7- 3	
3- 13	0- 1	0- 1		AWAY		0- 1	0- 1		3- 9	
0- 0	0- 0	0- 0		NEUTRAL		0- 0	0- 0		0- 0	
4- 10	0- 1	0- 1		NON-CONFERENCE		0- 0	0- 1		4- 7	
4- 2	0- 0	0- 0		HOME		0- 0	0- 1		4- 1	
0- 8	0- 1	0- 1		AWAY		0- 0	0- 0		0- 6	
0- 0	0- 0	0- 0		NEUTRAL		0- 0	0- 0		0- 0	
6- 9	0- 0	0- 0		CONFERENCE		0- 2	0- 2		6- 5	
3- 4	0- 0	0- 0		HOME		0- 1	0- 1		3- 2	
3- 5	0- 0	0- 0		AWAY		0- 1	0- 1		3- 3	
0- 0	0- 0	0- 0		NEUTRAL		0- 0	0- 0		0- 0	

RPI 1-25					
RPI	S	Opponent	Score		
25	A	Florida	57	84	
RPI 26-50					
RPI	S	Opponent	Score		
37	A	Georgia	34	89	
RPI 51-100					
RPI	S	Opponent	Score		
62	A	FGCU	41	63	
62	H	FGCU	47	78	
RPI 101+					
RPI	S	Opponent	Score		
112	H	Mercer	61	72	
143	A	Jacksonville	63	78	
143	H	Jacksonville	42	67	
168	A	Xavier	59	62	
187	A	Stetson	62	77	
187	A	Stetson	56	74	
187	H	Stetson	54	57	
205	A	Gardner-Webb	56	70	
208	H	Presbyterian	49	47	
213	A	USC Upstate	57	66	
213	H	USC Upstate	53	61	
269	H	Austin Peay	73	65	
271	H	Georgia St.	62	66	
296	A	Florida A&M	67	69	
298	A	Jacksonville St.	52	61	
301	H	Western Caro.	65	53	
308	A	Wofford	59	70	
309	A	Morehead St.	77	83	
327	A	North Florida	70	55	
327	H	North Florida	76	54	
331	H	New Orleans	60	53	
333	A	Lipscomb	68	64	
333	H	Lipscomb	55	54	
342	A	NJIT	82	77	
342	H	NJIT	64	48	
Team's RPI: 288					
LAST 12 Division I GAMES:					
187	A	Stetson	56	74	
333	A	Lipscomb	68	64	
187	A	Stetson	62	77	
62	A	FGCU	41	63	
327	H	North Florida	76	54	
143	H	Jacksonville	42	67	
213	H	USC Upstate	53	61	
342	A	NJIT	82	77	
213	A	USC Upstate	57	66	
342	H	NJIT	64	48	
62	H	FGCU	47	78	
187	H	Stetson	54	57	

Non-Div I Games:	Thomas (GA)	70	41
------------------	-------------	----	----

Kennesaw St.

Loss, Non-Conf, S Site, H Home A Away N Neutral

Average RPI Win: <b>244</b>	WON-LOST	WINNING	LAST 10	STRENGTH OF	OPP. STRENGTH	TEAM	ADJ.	CONF.	ADJ CONF.
Average RPI Loss: <b>153</b>	RECORD	PCT. RANK	GAMES	SCHEDULE	OF SCHEDULE	RPI	RPI	RPI	RPI
DIV. I ONLY	5- 23	318	2- 8	198	152	319	319	11	11
DIV. I NON-CONF.	2- 7	280	0- 0	327	257	343	343	13	13
TOTALS	RPI 1-25	RPI 26-50	W-L RECORDS	RPI 51-100	RPI 101-150	RPI 150+			
5- 23	0- 0	0- 0	OVERALL	1- 6	0- 10	4- 7			
5- 10	0- 0	0- 0	HOME	1- 2	0- 5	4- 3			
0- 13	0- 0	0- 0	AWAY	0- 4	0- 5	0- 4			
0- 0	0- 0	0- 0	NEUTRAL	0- 0	0- 0	0- 0			
2- 7	0- 0	0- 0	NON-CONFERENCE	0- 1	0- 2	2- 4			
2- 4	0- 0	0- 0	HOME	0- 1	0- 1	2- 2			
0- 3	0- 0	0- 0	AWAY	0- 0	0- 1	0- 2			
0- 0	0- 0	0- 0	NEUTRAL	0- 0	0- 0	0- 0			
3- 16	0- 0	0- 0	CONFERENCE	1- 5	0- 8	2- 3			
3- 6	0- 0	0- 0	HOME	1- 1	0- 4	2- 1			
0- 10	0- 0	0- 0	AWAY	0- 4	0- 4	0- 2			
0- 0	0- 0	0- 0	NEUTRAL	0- 0	0- 0	0- 0			

RPI S	Opponent	Score	RPI S	Opponent	Score	RPI S	Opponent	Score	RPI S	Opponent	Score	Team's RPI: 319
						51	A Ohio	52 86	103	H Wright St.	68 73	
						51	H Ohio	54 93	113	A Toledo	67 73	
						60	H Ball St.	59 50	113	H Toledo	64 67	
						68	A Central Mich.	61 81	118	A Akron	66 78	
						80	A Eastern Mich.	51 72	118	H Akron	60 70	
						80	A Eastern Mich.	60 73	121	A Buffalo	47 63	
						82	H Minnesota	73 85	121	H Buffalo	66 77	
									126	A Youngstown St.	61 91	
									146	A Western Mich.	52 73	
									146	H Western Mich.	53 65	
									207	H Brown	57 62	
									259	A Bowling Green	49 71	
									259	H Bowling Green	55 65	
									260	H Cleveland St.	49 60	
									262	H Northern Ill.	95 85	
									282	A Miami (OH)	52 55	
									282	H Miami (OH)	59 53	
									293	H Colgate	76 71	
									305	A Bradley	60 68	
									316	A IPFW	68 86	
									322	H North Dakota St.	75 54	
LAST 12 Division I GAMES:												
			80	A Eastern Mich.	60 73		118	A Akron	66 78			
			121	A Buffalo	47 63		60	H Ball St.	59 50			
			282	H Miami (OH)	59 53		113	H Toledo	64 67			
			118	H Akron	60 70		282	A Miami (OH)	52 55			
			51	A Ohio	52 86		146	H Western Mich.	53 65			
			259	H Bowling Green	55 65		262	H Northern Ill.	95 85			

Non-Div I Games: Malone 73 59

Kent St.

Average RPI Win:	109	WON-LOST	WINNING	LAST 10	STRENGTH OF	OPP. STRENGTH	TEAM	ADJ.	CONF.	ADJ CONF.
Average RPI Loss:	49	RECORD	PCT. RANK	GAMES	SCHEDULE	OF SCHEDULE	RPI	RPI	RPI	RPI
DIV. I ONLY	23- 7	40	8- 2	12	15	12	12	2	2	
DIV. I NON-CONF.	11- 0	1	0- 0	102	70	8	8	2	2	
TOTALS	RPI 1-25	RPI 26-50	W-L RECORDS	RPI 51-100	RPI 101-150	RPI 150+				
23- 7	5- 4	4- 0	OVERALL	4- 2	4- 0	6- 1				
14- 2	1- 1	3- 0	HOME	2- 1	2- 0	6- 0				
7- 4	3- 2	1- 0	AWAY	2- 1	1- 0	0- 1				
2- 1	1- 1	0- 0	NEUTRAL	0- 0	1- 0	0- 0				
11- 0	2- 0	1- 0	NON-CONFERENCE	2- 0	1- 0	5- 0				
8- 0	1- 0	1- 0	HOME	1- 0	0- 0	5- 0				
3- 0	1- 0	0- 0	AWAY	1- 0	1- 0	0- 0				
0- 0	0- 0	0- 0	NEUTRAL	0- 0	0- 0	0- 0				
12- 7	3- 4	3- 0	CONFERENCE	2- 2	3- 0	1- 1				
6- 2	0- 1	2- 0	HOME	1- 1	2- 0	1- 0				
4- 4	2- 2	1- 0	AWAY	1- 1	0- 0	0- 1				
2- 1	1- 1	0- 0	NEUTRAL	0- 0	1- 0	0- 0				

RPI	S	Opponent	Score	RPI	S	Opponent	Score	RPI	S	Opponent	Score	RPI	S	Opponent	Score
4	A	South Carolina	68 78	28	H	Tennessee	64 63	57	A	Auburn	61 66	123	H	LSU	70 58
4	H	South Carolina	62 73	37	A	Georgia	64 53	57	H	Auburn	54 47	123	N	LSU	79 71
4	N	South Carolina	63 93	44	H	Missouri	69 59	67	A	Middle Tenn.	68 52	141	H	Arkansas	77 63
11	A	Arizona St.	68 64	46	H	Duke	71 61	75	A	Vanderbilt	71 55	150	A	Northern Ky.	84 65
14	H	Louisville	72 54					75	H	Vanderbilt	69 71	159	H	Alabama	73 48
19	A	Texas A&M	71 58					80	H	Eastern Mich.	89 67	177	A	Ole Miss	65 73
24	A	Mississippi St.	83 60									201	H	Colorado	86 61
25	A	Florida	79 85									223	H	Rice	72 39
25	N	Florida	92 69									256	H	Tennessee St.	81 39
												306	H	Jackson St.	92 24
												309	H	Morehead St.	112 57
LAST 12 Division I GAMES:															
		4 N South Carolina	63 93			24 A Mississippi St.	83 60								
		25 N Florida	92 69			75 A Vanderbilt	71 55								
		123 N LSU	79 71			123 H LSU	70 58								
		19 A Texas A&M	71 58			4 A South Carolina	68 78								
		44 H Missouri	69 59			25 A Florida	79 85								
		141 H Arkansas	77 63			75 H Vanderbilt	69 71								

Non-Div I Games:

Kentucky

Average RPI Win: 312				WON-LOST	WINNING	LAST 10		STRENGTH OF	OPP. STRENGTH	TEAM	ADJ.	CONF.	ADJ CONF.
Average RPI Loss: 232				RECORD	PCT. RANK	GAMES		SCHEDULE	OF SCHEDULE	RPI	RPI	RPI	RPI
DIV. I ONLY				9- 21	276	3- 7		339	340	324	324	30	30
DIV. I NON-CONF.				2- 9	296	0- 0		321	297	332	332	32	32
TOTALS		RPI 1-25		RPI 26-50		W-L RECORDS		RPI 51-100		RPI 101-150		RPI 150+	
9- 21		0- 1		0- 0		OVERALL		0- 0		0- 1		9- 19	
3- 11		0- 1		0- 0		HOME		0- 0		0- 0		3- 10	
6- 8		0- 0		0- 0		AWAY		0- 0		0- 1		6- 7	
0- 2		0- 0		0- 0		NEUTRAL		0- 0		0- 0		0- 2	
2- 9		0- 1		0- 0		NON-CONFERENCE		0- 0		0- 1		2- 7	
0- 5		0- 1		0- 0		HOME		0- 0		0- 0		0- 4	
2- 2		0- 0		0- 0		AWAY		0- 0		0- 1		2- 1	
0- 2		0- 0		0- 0		NEUTRAL		0- 0		0- 0		0- 2	
7- 12		0- 0		0- 0		CONFERENCE		0- 0		0- 0		7- 12	
3- 6		0- 0		0- 0		HOME		0- 0		0- 0		3- 6	
4- 6		0- 0		0- 0		AWAY		0- 0		0- 0		4- 6	
0- 0		0- 0		0- 0		NEUTRAL		0- 0		0- 0		0- 0	

RPI 1-25			
RPI	S	Opponent	Score
15	H	Florida St.	42 78
RPI 26-50			
RPI	S	Opponent	Score
RPI 51-100			
RPI	S	Opponent	Score
RPI 101+ Team's RPI: 324			
RPI	S	Opponent	Score
121	A	Buffalo	38 55
156	A	Stony Brook	54 71
190	A	Sacred Heart	47 71
190	H	Sacred Heart	53 62
194	A	Robert Morris	53 69
194	H	Robert Morris	49 52
233	A	Navy	68 66
235	A	Bryant	56 70
235	A	Bryant	55 63
235	H	Bryant	53 62
236	H	Sam Houston St.	56 63
249	H	Columbia	74 84
252	N	Bethune-Cookman	55 68
263	A	Saint Francis (PA)	64 72
263	H	Saint Francis (PA)	75 84
276	A	Central Conn. St.	59 45
276	H	Central Conn. St.	57 65
282	N	Miami (OH)	49 68
293	H	Colgate	53 63
314	A	Fairleigh Dickinson	58 75
314	H	Fairleigh Dickinson	65 62
317	A	Mt. St. Mary's	61 51
317	H	Mt. St. Mary's	53 50
328	A	Howard	89 72
335	A	St. Francis Brooklyn	65 62
335	H	St. Francis Brooklyn	51 71
LAST 12 Division I GAMES:			
235	A	Bryant	56 70
344	H	Wagner	71 66
235	H	Bryant	53 62
194	A	Robert Morris	53 69
263	A	Saint Francis (PA)	64 72
276	H	Central Conn. St.	57 65
335	A	St. Francis Brooklyn	65 62
190	A	Sacred Heart	47 71
317	H	Mt. St. Mary's	53 50
190	H	Sacred Heart	53 62
314	H	Fairleigh Dickinson	65 62
314	A	Fairleigh Dickinson	58 75

Non-Div I Games:

LIU Brooklyn

Loss, Non-Conf, S Site, H Home A Away N Neutral

RPI	S	Opponent	Score	
342	H	NJIT	44	53
344	A	Wagner	73	63
344	H	Wagner	71	66

L  
I  
U  
B  
r  
o  
o  
k  
l  
y  
n

L  
I  
U  
B  
r  
o  
o  
k  
l  
y  
n

LIU Brooklyn



Average RPI Win:	156	WON-LOST	WINNING	LAST 10	STRENGTH OF	OPP. STRENGTH	TEAM	ADJ.	CONF.	ADJ CONF.
Average RPI Loss:	55	RECORD	PCT. RANK	GAMES	SCHEDULE	OF SCHEDULE	RPI	RPI	RPI	RPI
DIV. I ONLY	10- 21	269	2- 8	4	53	123	123	2	2	
DIV. I NON-CONF.	6- 7	176	0- 0	19	186	110	110	2	2	
TOTALS	RPI 1-25	RPI 26-50	W-L RECORDS	RPI 51-100	RPI 101-150	RPI 150+				
10- 21	0- 9	2- 2	OVERALL	0- 6	2- 3	6- 1				
6- 7	0- 3	1- 1	HOME	0- 1	1- 2	4- 0				
2- 11	0- 5	1- 1	AWAY	0- 3	1- 1	0- 1				
2- 3	0- 1	0- 0	NEUTRAL	0- 2	0- 0	2- 0				
6- 7	0- 1	0- 0	NON-CONFERENCE	0- 4	2- 2	4- 0				
4- 1	0- 0	0- 0	HOME	0- 0	1- 1	3- 0				
1- 4	0- 1	0- 0	AWAY	0- 2	1- 1	0- 0				
1- 2	0- 0	0- 0	NEUTRAL	0- 2	0- 0	1- 0				
4- 14	0- 8	2- 2	CONFERENCE	0- 2	0- 1	2- 1				
2- 6	0- 3	1- 1	HOME	0- 1	0- 1	1- 0				
1- 7	0- 4	1- 1	AWAY	0- 1	0- 0	0- 1				
1- 1	0- 1	0- 0	NEUTRAL	0- 0	0- 0	1- 0				

RPI	S	Opponent	Score	RPI	S	Opponent	Score	RPI	S	Opponent	Score	RPI	S	Opponent	Score	Team's RPI: 123
3	A	UConn	40 86	28	H	Tennessee	57 56	52	A	Rutgers	57 69	105	A	Little Rock	57 51	
4	A	South Carolina	39 75	37	A	Georgia	53 46	57	H	Auburn	53 63	110	H	Samford	44 47	
12	A	Kentucky	58 70	37	H	Georgia	47 58	63	N	Maine	41 52	124	H	Long Beach St.	59 53	
12	N	Kentucky	71 79	44	A	Missouri	46 52	66	N	Purdue	52 69	140	A	Wake Forest	57 60	
19	A	Texas A&M	54 68					74	A	Tulane	63 67	141	H	Arkansas	44 48	
19	H	Texas A&M	35 53					75	A	Vanderbilt	42 58	159	A	Alabama	45 62	
24	H	Mississippi St.	52 71									159	N	Alabama	58 49	
25	A	Florida	45 53									161	N	Marist	72 49	
25	H	Florida	56 82									177	H	Ole Miss	76 57	
												231	H	Texas Southern	86 36	
												266	H	UC Santa Barbara	68 50	
												270	H	La.-Monroe	61 54	
LAST 12 Division I GAMES:																
12	N	Kentucky	71 79	37	H	Georgia	47 58									
159	N	Alabama	58 49	12	A	Kentucky	58 70									
4	A	South Carolina	39 75	24	H	Mississippi St.	52 71									
25	H	Florida	56 82	57	H	Auburn	53 63									
28	H	Tennessee	57 56	44	A	Missouri	46 52									
19	A	Texas A&M	54 68	37	A	Georgia	53 46									

Non-Div I Games:

LSU

■ Loss, 
 ■ Non-Conf, 
 ■ S Site, 
 ■ H Home 
 ■ A Away 
 N Neutral

Average RPI Win:	251	WON-LOST	WINNING	LAST 10	STRENGTH OF	OPP. STRENGTH	TEAM	ADJ.	CONF.	ADJ CONF.
Average RPI Loss:	131	RECORD	PCT. RANK	GAMES	SCHEDULE	OF SCHEDULE	RPI	RPI	RPI	RPI
DIV. I ONLY	5- 25	322	2- 8	122	127	281	281	7	7	
DIV. I NON-CONF.	3- 10	277	0- 0	134	275	243	243	8	8	
TOTALS	RPI 1-25	RPI 26-50	W-L RECORDS	RPI 51-100	RPI 101-150	RPI 150+				
5- 25	0- 2	0- 3	OVERALL	0- 5	1- 3	4- 12				
2- 11	0- 0	0- 2	HOME	0- 4	1- 0	1- 5				
2- 12	0- 2	0- 1	AWAY	0- 1	0- 2	2- 6				
1- 2	0- 0	0- 0	NEUTRAL	0- 0	0- 1	1- 1				
3- 10	0- 0	0- 2	NON-CONFERENCE	0- 2	0- 2	3- 4				
0- 5	0- 0	0- 1	HOME	0- 2	0- 0	0- 2				
2- 4	0- 0	0- 1	AWAY	0- 0	0- 1	2- 2				
1- 1	0- 0	0- 0	NEUTRAL	0- 0	0- 1	1- 0				
2- 15	0- 2	0- 1	CONFERENCE	0- 3	1- 1	1- 8				
2- 6	0- 0	0- 1	HOME	0- 2	1- 0	1- 3				
0- 8	0- 2	0- 0	AWAY	0- 1	0- 1	0- 4				
0- 1	0- 0	0- 0	NEUTRAL	0- 0	0- 0	0- 1				

RPI 1-25				RPI 26-50				RPI 51-100				RPI 101+ Team's RPI: 281			
RPI	S	Opponent	Score	RPI	S	Opponent	Score	RPI	S	Opponent	Score	RPI	S	Opponent	Score
18	A	Duquesne	49 74	26	A	Miami (FL)	58 86	54	A	Saint Louis	70 79	116	A	Saint Joseph's	55 64
21	A	George Washington	59 83	27	H	Penn	68 78	56	H	Villanova	56 67	116	H	Saint Joseph's	75 70
				36	H	St. Bonaventure	63 70	71	H	Temple	48 77	140	A	Wake Forest	53 61
								72	H	VCU	76 84	149	N	Milwaukee	53 69
								85	H	Dayton	51 67	163	A	Fordham	44 54
												166	A	George Mason	70 79
												184	A	UMBC	29 60
												188	H	Davidson	58 66
												194	H	Robert Morris	45 76
												196	A	Fairfield	59 62
												198	H	Richmond	43 60
												212	A	Rhode Island	52 62
												212	H	Rhode Island	61 72
												221	A	Massachusetts	57 80
												221	H	Massachusetts	66 57
												221	N	Massachusetts	65 81
												237	H	North Texas	63 69
												244	A	Monmouth	65 50
												328	A	Howard	71 68
												347	N	Norfolk St.	67 59
LAST 12 Division I GAMES:															
221	N	Massachusetts	65 81	221	H	Massachusetts	66 57								
221	A	Massachusetts	57 80	72	H	VCU	76 84								
18	A	Duquesne	49 74	212	A	Rhode Island	52 62								
36	H	St. Bonaventure	63 70	116	A	Saint Joseph's	55 64								
116	H	Saint Joseph's	75 70	85	H	Dayton	51 67								
163	A	Fordham	44 54	54	A	Saint Louis	70 79								

Non-Div I Games:

La Salle

■ Loss, 
 ■ Non-Conf, 
 ■ S Site, 
 ■ Home 
 ■ A Away 
 N Neutral

## La.-Lafayette

Through Games Of March 9, 2016

Average RPI Win:	217	WON-LOST	WINNING	LAST 10	STRENGTH OF	OPP. STRENGTH	TEAM	ADJ.	CONF.	ADJ CONF.
Average RPI Loss:	167	RECORD	PCT. RANK	GAMES	SCHEDULE	OF SCHEDULE	RPI	RPI	RPI	RPI
DIV. I ONLY	19- 9	74	5- 5	273	185	128	128	15	15	
DIV. I NON-CONF.	5- 2	86	0- 0	324	208	144	144	14	14	
TOTALS	RPI 1-25	RPI 26-50	W-L RECORDS	RPI 51-100	RPI 101-150	RPI 150+				
19- 9	0- 0	0- 2	OVERALL	0- 0	3- 2	16- 5				
9- 3	0- 0	0- 1	HOME	0- 0	1- 1	8- 1				
7- 6	0- 0	0- 1	AWAY	0- 0	1- 1	6- 4				
3- 0	0- 0	0- 0	NEUTRAL	0- 0	1- 0	2- 0				
5- 2	0- 0	0- 0	NON-CONFERENCE	0- 0	1- 0	4- 2				
2- 0	0- 0	0- 0	HOME	0- 0	0- 0	2- 0				
1- 2	0- 0	0- 0	AWAY	0- 0	0- 0	1- 2				
2- 0	0- 0	0- 0	NEUTRAL	0- 0	1- 0	1- 0				
14- 7	0- 0	0- 2	CONFERENCE	0- 0	2- 2	12- 3				
7- 3	0- 0	0- 1	HOME	0- 0	1- 1	6- 1				
6- 4	0- 0	0- 1	AWAY	0- 0	1- 1	5- 2				
1- 0	0- 0	0- 0	NEUTRAL	0- 0	0- 0	1- 0				

RPI 1-25			RPI 26-50			RPI 51-100			RPI 101+ Team's RPI: 128		
RPI	S	Opponent	Score	RPI	S	Opponent	Score	RPI	S	Opponent	Score
				39	A	Arkansas St.	56 83	105	A	Little Rock	65 58
				39	H	Arkansas St.	62 74	105	H	Little Rock	49 58
								136	A	Troy	83 90
								136	H	Troy	56 53
								141	N	Arkansas	67 59
								152	A	UT Arlington	59 42
								152	H	UT Arlington	63 52
								152	N	UT Arlington	59 53
								177	A	Ole Miss	82 78
								190	N	Sacred Heart	60 58
								192	A	South Ala.	59 68
								192	H	South Ala.	69 50
								203	A	Louisiana Tech	62 79
								245	A	Texas St.	59 47
								245	H	Texas St.	42 46
								257	A	Appalachian St.	59 76
								257	H	Appalachian St.	60 51
								266	H	UC Santa Barbara	61 42
								270	A	La.-Monroe	71 52
								270	H	La.-Monroe	52 40
								271	A	Georgia St.	77 57
								271	H	Georgia St.	65 60
								286	A	Houston	51 52
								294	A	Ga. Southern	56 39
								294	H	Ga. Southern	56 49
								297	H	Alcorn	73 61
LAST 12 Division I GAMES:											
152	N	UT Arlington	59 53	152	A	UT Arlington	59 42				
294	H	Ga. Southern	56 49	105	H	Little Rock	49 58				
271	H	Georgia St.	65 60	39	H	Arkansas St.	62 74				
192	A	South Ala.	59 68	257	A	Appalachian St.	59 76				
136	A	Troy	83 90	270	H	La.-Monroe	52 40				
245	A	Texas St.	59 47	152	H	UT Arlington	63 52				

Non-Div I Games: Southern-N.O. 81 28 Dillard 84 36

La.-Lafayette

Loss, Non-Conf, S Site, H Home A Away N Neutral

## La.-Monroe

Through Games Of March 9, 2016

Average RPI Win:	257	WON-LOST	WINNING	LAST 10	STRENGTH OF	OPP. STRENGTH	TEAM	ADJ.	CONF.	ADJ CONF.
Average RPI Loss:	152	RECORD	PCT. RANK	GAMES	SCHEDULE	OF SCHEDULE	RPI	RPI	RPI	RPI
DIV. I ONLY	8- 17	273	3- 7	255	177	270	270	15	15	
DIV. I NON-CONF.	2- 3	201	0- 0	329	103	242	242	14	14	
TOTALS	RPI 1-25	RPI 26-50	W-L RECORDS	RPI 51-100	RPI 101-150	RPI 150+				
8- 17	0- 0	0- 2	OVERALL	0- 0	1- 8	7- 7				
5- 6	0- 0	0- 1	HOME	0- 0	1- 2	4- 3				
3- 11	0- 0	0- 1	AWAY	0- 0	0- 6	3- 4				
0- 0	0- 0	0- 0	NEUTRAL	0- 0	0- 0	0- 0				
2- 3	0- 0	0- 0	NON-CONFERENCE	0- 0	0- 3	2- 0				
1- 0	0- 0	0- 0	HOME	0- 0	0- 0	1- 0				
1- 3	0- 0	0- 0	AWAY	0- 0	0- 3	1- 0				
0- 0	0- 0	0- 0	NEUTRAL	0- 0	0- 0	0- 0				
6- 14	0- 0	0- 2	CONFERENCE	0- 0	1- 5	5- 7				
4- 6	0- 0	0- 1	HOME	0- 0	1- 2	3- 3				
2- 8	0- 0	0- 1	AWAY	0- 0	0- 3	2- 4				
0- 0	0- 0	0- 0	NEUTRAL	0- 0	0- 0	0- 0				

RPI 1-25			RPI 26-50			RPI 51-100			RPI 101+			Team's RPI: 270
RPI	S	Opponent	Score	RPI	S	Opponent	Score	RPI	S	Opponent	Score	
				39	A	Arkansas St.	43 66					
				39	H	Arkansas St.	64 78					
LAST 12 Division I GAMES:												
				271	H	Georgia St.	82 68					
				294	H	Ga. Southern	59 49					
				136	A	Troy	64 74					
				192	A	South Ala.	67 54					
				152	A	UT Arlington	32 40					
				245	A	Texas St.	57 63					
				39	H	Arkansas St.	64 78					
				105	H	Little Rock	37 53					
				257	A	Appalachian St.	52 64					
				128	A	La.-Lafayette	40 52					
				245	H	Texas St.	63 59					
				152	H	UT Arlington	50 60					
				294	A	Ga. Southern	50 49					
				294	H	Ga. Southern	59 49					
				307	H	Nicholls St.	69 57					
				318	A	Southeastern La.	88 84					

Non-Div I Games: LSU-Alexandria 73 42 Louisiana Col. 85 42 LSU-Shreveport 57 40 Dillard 70 46 La.-Monroe

Loss, Non-Conf, S Site, H Home A Away N Neutral

## Lafayette

Through Games Of March 9, 2016

Average RPI Win:	317	WON-LOST	WINNING	LAST 10	STRENGTH OF	OPP. STRENGTH	TEAM	ADJ.	CONF.	ADJ CONF.
Average RPI Loss:	192	RECORD	PCT. RANK	GAMES	SCHEDULE	OF SCHEDULE	RPI	RPI	RPI	RPI
DIV. I ONLY	6- 23	312	2- 8	294	299	329	329	26	26	
DIV. I NON-CONF.	2- 8	290	0- 0	274	300	328	328	27	27	
TOTALS	RPI 1-25	RPI 26-50	W-L RECORDS	RPI 51-100	RPI 101-150	RPI 150+				
6- 23	0- 1	0- 1	OVERALL	0- 4	0- 0	6- 17				
4- 8	0- 1	0- 0	HOME	0- 2	0- 0	4- 5				
2- 13	0- 0	0- 1	AWAY	0- 2	0- 0	2- 10				
0- 2	0- 0	0- 0	NEUTRAL	0- 0	0- 0	0- 2				
2- 8	0- 1	0- 1	NON-CONFERENCE	0- 0	0- 0	2- 6				
2- 1	0- 1	0- 0	HOME	0- 0	0- 0	2- 0				
0- 5	0- 0	0- 1	AWAY	0- 0	0- 0	0- 4				
0- 2	0- 0	0- 0	NEUTRAL	0- 0	0- 0	0- 2				
4- 15	0- 0	0- 0	CONFERENCE	0- 4	0- 0	4- 11				
2- 7	0- 0	0- 0	HOME	0- 2	0- 0	2- 5				
2- 8	0- 0	0- 0	AWAY	0- 2	0- 0	2- 6				
0- 0	0- 0	0- 0	NEUTRAL	0- 0	0- 0	0- 0				

RPI 1-25				RPI 26-50				RPI 51-100				RPI 101+ Team's RPI: 329			
RPI	S	Opponent	Score	RPI	S	Opponent	Score	RPI	S	Opponent	Score	RPI	S	Opponent	Score
18	H	Duquesne	65 73	27	A	Penn	37 54	70	A	Army West Point	57 84	162	A	Delaware	47 67
								70	H	Army West Point	45 78	163	A	Fordham	49 61
								90	A	Bucknell	55 69	198	N	Richmond	46 54
								90	H	Bucknell	59 68	217	A	Lehigh	74 82
												217	H	Lehigh	65 80
												218	A	Hartford	50 55
												222	A	Loyola Maryland	65 66
												222	H	Loyola Maryland	51 55
												233	A	Navy	48 64
												233	H	Navy	58 65
												243	N	Coppin St.	57 64
												254	A	Holy Cross	49 66
												254	H	Holy Cross	54 57
												272	A	American	60 51
												272	H	American	63 59
												293	A	Colgate	68 80
												293	A	Colgate	55 70
												293	H	Colgate	59 72
												335	H	St. Francis Brooklyn	77 59
												338	H	Saint Peter's	72 69
												343	A	Boston U.	71 64
												343	H	Boston U.	71 56
												344	A	Wagner	48 69
LAST 12 Division I GAMES:															
293	A	Colgate	68 80	233	A	Navy	48 64								
90	H	Bucknell	59 68	254	H	Holy Cross	54 57								
293	A	Colgate	55 70	343	A	Boston U.	71 64								
90	A	Bucknell	55 69	70	A	Army West Point	57 84								
217	H	Lehigh	65 80	222	H	Loyola Maryland	51 55								
272	H	American	63 59	217	A	Lehigh	74 82								

Non-Div I Games:

Lafayette

■ Loss, 
 ■ Non-Conf, 
 S Site, 
 ■ Home 
 ■ Away 
 N Neutral

Average RPI Win:	261	WON-LOST	WINNING	LAST 10	STRENGTH OF	OPP. STRENGTH	TEAM	ADJ.	CONF.	ADJ CONF.
Average RPI Loss:	182	RECORD	PCT. RANK	GAMES	SCHEDULE	OF SCHEDULE	RPI	RPI	RPI	RPI
DIV. I ONLY	7- 18	287	3- 7	242	265	287	287	25	25	
DIV. I NON-CONF.	0- 7	338	0- 0	220	112	336	336	26	26	
TOTALS	RPI 1-25	RPI 26-50	W-L RECORDS	RPI 51-100	RPI 101-150	RPI 150+				
7- 18	0- 0	0- 2	OVERALL	1- 3	0- 3	6- 10				
5- 5	0- 0	0- 0	HOME	1- 0	0- 2	4- 3				
2- 13	0- 0	0- 2	AWAY	0- 3	0- 1	2- 7				
0- 0	0- 0	0- 0	NEUTRAL	0- 0	0- 0	0- 0				
0- 7	0- 0	0- 2	NON-CONFERENCE	0- 1	0- 0	0- 4				
0- 1	0- 0	0- 0	HOME	0- 0	0- 0	0- 1				
0- 6	0- 0	0- 2	AWAY	0- 1	0- 0	0- 3				
0- 0	0- 0	0- 0	NEUTRAL	0- 0	0- 0	0- 0				
7- 11	0- 0	0- 0	CONFERENCE	1- 2	0- 3	6- 6				
5- 4	0- 0	0- 0	HOME	1- 0	0- 2	4- 2				
2- 7	0- 0	0- 0	AWAY	0- 2	0- 1	2- 4				
0- 0	0- 0	0- 0	NEUTRAL	0- 0	0- 0	0- 0				

RPI S	Opponent	Score	RPI S	Opponent	Score	RPI S	Opponent	Score	RPI S	Opponent	Score	Team's RPI: 287
31	A Oklahoma St.	45 90	77	A Abilene Christian	62 90	117	H Northwestern St.	51 73				
44	A Missouri	57 91	77	H Abilene Christian	63 54	145	A McNeese St.	84 92				
			88	A Utah	67 71	145	H McNeese St.	69 76				
			96	A Central Ark.	49 74	173	A Loyola Chicago	71 82				
						200	A SFA	64 60				
						200	H SFA	77 79				
						225	H Canisius	55 57				
						236	A Sam Houston St.	75 78				
						236	H Sam Houston St.	76 78				
						248	A Houston Baptist	66 77				
						248	H Houston Baptist	77 70				
						275	A Prairie View	72 80				
						307	A Nicholls St.	59 69				
						310	A Northern Ariz.	63 75				
						313	H A&M-Corpus Christi	75 70				
						318	A Southeastern La.	66 73				
						330	A Incarnate Word	67 61				
						330	H Incarnate Word	59 49				
						331	H New Orleans	79 52				
LAST 12 Division I GAMES:												
236	A Sam Houston St.	75 78	330	H Incarnate Word	59 49							
330	A Incarnate Word	67 61	77	H Abilene Christian	63 54							
145	H McNeese St.	69 76	77	A Abilene Christian	62 90							
145	A McNeese St.	84 92	236	H Sam Houston St.	76 78							
200	H SFA	77 79	248	H Houston Baptist	77 70							
248	A Houston Baptist	66 77	200	A SFA	64 60							

Non-Div I Games: Howard Payne 88 50 Tex. A&M-Kingsville 82 66 Schreiner 60 41 Louisiana Col. 99 34  
Lamar

Loss, Non-Conf, S Site, H Home A Away N Neutral

Average RPI Win: <b>277</b>	WON-LOST	WINNING	LAST 10	STRENGTH OF	OPP. STRENGTH	TEAM	ADJ.	CONF.	ADJ CONF.
Average RPI Loss: <b>167</b>	RECORD	PCT. RANK	GAMES	SCHEDULE	OF SCHEDULE	RPI	RPI	RPI	RPI
DIV. I ONLY	17- 12	126	5- 5	325	278	217	217	26	26
DIV. I NON-CONF.	6- 4	125	0- 0	334	227	230	230	27	27
TOTALS	RPI 1-25	RPI 26-50	W-L RECORDS	RPI 51-100	RPI 101-150	RPI 150+			
17- 12	0- 0	0- 0	OVERALL	0- 5	0- 1	17- 6			
9- 6	0- 0	0- 0	HOME	0- 3	0- 1	9- 2			
8- 6	0- 0	0- 0	AWAY	0- 2	0- 0	8- 4			
0- 0	0- 0	0- 0	NEUTRAL	0- 0	0- 0	0- 0			
6- 4	0- 0	0- 0	NON-CONFERENCE	0- 1	0- 1	6- 2			
3- 2	0- 0	0- 0	HOME	0- 1	0- 1	3- 0			
3- 2	0- 0	0- 0	AWAY	0- 0	0- 0	3- 2			
0- 0	0- 0	0- 0	NEUTRAL	0- 0	0- 0	0- 0			
11- 8	0- 0	0- 0	CONFERENCE	0- 4	0- 0	11- 4			
6- 4	0- 0	0- 0	HOME	0- 2	0- 0	6- 2			
5- 4	0- 0	0- 0	AWAY	0- 2	0- 0	5- 2			
0- 0	0- 0	0- 0	NEUTRAL	0- 0	0- 0	0- 0			

RPI S	Opponent	Score	RPI S	Opponent	Score	RPI S	Opponent	Score	RPI S	Opponent	Score	Team's RPI: 217
						56	H Villanova	44 65	116	H Saint Joseph's	62 63	
						70	A Army West Point	39 63	170	H Montana	80 53	
						70	H Army West Point	49 69	179	A Illinois	67 76	
						90	A Bucknell	77 80	204	A Hampton	63 56	
						90	H Bucknell	54 67	222	A Loyola Maryland	76 68	
									222	H Loyola Maryland	66 48	
									233	A Navy	51 48	
									233	H Navy	54 62	
									244	H Monmouth	95 88	
									254	A Holy Cross	71 77	
									254	H Holy Cross	64 48	
									254	H Holy Cross	61 58	
									272	A American	61 52	
									272	H American	55 59	
									284	A Rider	60 61	
									293	A Colgate	72 82	
									293	H Colgate	83 74	
									323	A Delaware St.	83 49	
									329	A Lafayette	80 65	
									329	H Lafayette	82 74	
									338	H Saint Peter's	74 42	
									342	A NJIT	75 47	
									343	A Boston U.	73 66	
									343	H Boston U.	72 48	
LAST 12 Division I GAMES:												
			254	H Holy Cross	64 48		254	A Holy Cross	71 77			
			293	A Colgate	72 82		90	H Bucknell	54 67			
			70	H Army West Point	49 69		272	A American	61 52			
			293	H Colgate	83 74		222	A Loyola Maryland	76 68			
			329	A Lafayette	80 65		343	H Boston U.	72 48			
			233	H Navy	54 62		329	H Lafayette	82 74			

Non-Div I Games: Kutztown 81 51

Lehigh

■ Loss, 
 ■ Non-Conf, 
 ■ S Site, 
 ■ H Home 
 ■ A Away 
 N Neutral

Liberty

Through Games Of March 9, 2016

Average RPI Win:	248	WON-LOST	WINNING	LAST 10	STRENGTH OF	OPP. STRENGTH	TEAM	ADJ.	CONF.	ADJ CONF.
Average RPI Loss:	118	RECORD	PCT. RANK	GAMES	SCHEDULE	OF SCHEDULE	RPI	RPI	RPI	RPI
DIV. I ONLY	17- 11	108	7- 3	155	234	132	132	27	27	
DIV. I NON-CONF.	2- 6	272	0- 0	18	3	146	146	29	29	
TOTALS	RPI 1-25	RPI 26-50	W-L RECORDS	RPI 51-100	RPI 101-150	RPI 150+				
17- 11	0- 1	0- 4	OVERALL	1- 1	1- 1	15- 4				
9- 4	0- 0	0- 2	HOME	1- 0	1- 0	7- 2				
8- 5	0- 0	0- 2	AWAY	0- 0	0- 1	8- 2				
0- 2	0- 1	0- 0	NEUTRAL	0- 1	0- 0	0- 0				
2- 6	0- 1	0- 4	NON-CONFERENCE	1- 1	0- 0	1- 0				
1- 2	0- 0	0- 2	HOME	1- 0	0- 0	0- 0				
1- 2	0- 0	0- 2	AWAY	0- 0	0- 0	1- 0				
0- 2	0- 1	0- 0	NEUTRAL	0- 1	0- 0	0- 0				
15- 5	0- 0	0- 0	CONFERENCE	0- 0	1- 1	14- 4				
8- 2	0- 0	0- 0	HOME	0- 0	1- 0	7- 2				
7- 3	0- 0	0- 0	AWAY	0- 0	0- 1	7- 2				
0- 0	0- 0	0- 0	NEUTRAL	0- 0	0- 0	0- 0				

RPI 1-25				RPI 26-50				RPI 51-100				RPI 101+ Team's RPI: 132			
RPI	S	Opponent	Score	RPI	S	Opponent	Score	RPI	S	Opponent	Score	RPI	S	Opponent	Score
6	N	Ohio St.	65 75	34	A	James Madison	56 72	86	N	California	72 77	133	A	UNC Asheville	51 56
				41	H	Seton Hall	56 92	89	H	Elon	72 63	133	H	UNC Asheville	71 53
				46	A	Duke	41 79					174	A	Radford	49 43
				47	H	North Carolina St.	53 61					174	H	Radford	67 53
												205	A	Gardner-Webb	57 61
												205	H	Gardner-Webb	73 51
												208	A	Presbyterian	42 60
												208	H	Presbyterian	49 57
												251	A	High Point	73 68
												251	H	High Point	56 43
												257	A	Appalachian St.	74 68
												268	A	Campbell	62 52
												268	H	Campbell	67 55
												283	A	Coastal Caro.	65 63
												283	H	Coastal Caro.	51 58
												295	A	Charleston So.	59 49
												295	H	Charleston So.	51 40
												311	A	Longwood	72 67
												311	H	Longwood	67 47
												326	A	Winthrop	59 42
												326	H	Winthrop	77 61
LAST 12 Division I GAMES:															
				208	H	Presbyterian	49 57	268	H	Campbell	67 55				
				326	A	Winthrop	59 42	174	H	Radford	67 53				
				311	H	Longwood	67 47	295	A	Charleston So.	59 49				
				251	A	High Point	73 68	251	H	High Point	56 43				
				283	H	Coastal Caro.	51 58	205	H	Gardner-Webb	73 51				
				133	A	UNC Asheville	51 56	311	A	Longwood	72 67				

Non-Div I Games: Shepherd 69 57

Liberty

Loss, Non-Conf, S Site, H Home A Away N Neutral



Average RPI Win:	306	WON-LOST	WINNING	LAST 10	STRENGTH OF	OPP. STRENGTH	TEAM	ADJ.	CONF.	ADJ CONF.
Average RPI Loss:	195	RECORD	PCT. RANK	GAMES	SCHEDULE	OF SCHEDULE	RPI	RPI	RPI	RPI
DIV. I ONLY	4- 25	329	2- 8	219	320	333	333	29	29	
DIV. I NON-CONF.	2- 12	311	0- 0	192	337	309	309	28	28	
TOTALS	RPI 1-25	RPI 26-50	W-L RECORDS	RPI 51-100	RPI 101-150	RPI 150+				
4- 25	0- 0	0- 1	OVERALL	0- 4	0- 4	4- 16				
3- 11	0- 0	0- 1	HOME	0- 3	0- 1	3- 6				
1- 13	0- 0	0- 0	AWAY	0- 1	0- 3	1- 9				
0- 1	0- 0	0- 0	NEUTRAL	0- 0	0- 0	0- 1				
2- 12	0- 0	0- 1	NON-CONFERENCE	0- 2	0- 1	2- 8				
1- 6	0- 0	0- 1	HOME	0- 2	0- 0	1- 3				
1- 5	0- 0	0- 0	AWAY	0- 0	0- 1	1- 4				
0- 1	0- 0	0- 0	NEUTRAL	0- 0	0- 0	0- 1				
2- 13	0- 0	0- 0	CONFERENCE	0- 2	0- 3	2- 8				
2- 5	0- 0	0- 0	HOME	0- 1	0- 1	2- 3				
0- 8	0- 0	0- 0	AWAY	0- 1	0- 2	0- 5				
0- 0	0- 0	0- 0	NEUTRAL	0- 0	0- 0	0- 0				

RPI S	Opponent	Score	RPI S	Opponent	Score	RPI S	Opponent	Score	RPI S	Opponent	Score	Team's RPI: 333
35	H Western Ky.	56 64	60	H Ball St.	60 72	103	A Wright St.	65 92				
			62	A FGCU	52 91	143	A Jacksonville	51 81				
			62	H FGCU	39 71	143	A Jacksonville	51 80				
			78	H Belmont	68 90	143	H Jacksonville	55 76				
						159	A Alabama	49 68				
						187	A Stetson	75 79				
						187	H Stetson	62 83				
						213	A USC Upstate	71 93				
						213	H USC Upstate	54 81				
						222	H Loyola Maryland	52 57				
						227	H Southeast Mo. St.	69 84				
						231	N Texas Southern	62 66				
						256	A Tennessee St.	65 77				
						261	H Murray St.	93 85				
						279	A Tennessee Tech	70 81				
						288	A Kennesaw St.	54 55				
						288	H Kennesaw St.	64 68				
						294	A Ga. Southern	66 55				
						306	A Jackson St.	52 53				
						309	H Morehead St.	77 92				
						327	A North Florida	70 78				
						327	H North Florida	78 71				
						342	A NJIT	51 61				
						342	H NJIT	63 49				
LAST 12 Division I GAMES:												
143	A Jacksonville	51 80	342	H NJIT	63 49							
288	H Kennesaw St.	64 68	213	A USC Upstate	71 93							
62	A FGCU	52 91	342	A NJIT	51 61							
187	A Stetson	75 79	213	H USC Upstate	54 81							
143	H Jacksonville	55 76	187	H Stetson	62 83							
327	H North Florida	78 71	62	H FGCU	39 71							

Non-Div I Games: North Ala. 88 67

Lipscomb

Loss, Non-Conf, S Site, H Home A Away N Neutral

# Little Rock

Through Games Of March 9, 2016

Average RPI Win:	206	WON-LOST	WINNING	LAST 10	STRENGTH OF	OPP. STRENGTH	TEAM	ADJ.	CONF.	ADJ CONF.
Average RPI Loss:	99	RECORD	PCT. RANK	GAMES	SCHEDULE	OF SCHEDULE	RPI	RPI	RPI	RPI
DIV. I ONLY	19- 11	94	10- 0	127	131	105	105	15	15	
DIV. I NON-CONF.	2- 7	280	0- 0	34	5	185	185	14	14	
TOTALS	RPI 1-25	RPI 26-50	W-L RECORDS	RPI 51-100	RPI 101-150	RPI 150+				
19- 11	0- 2	1- 2	OVERALL	0- 2	4- 3	14- 2				
10- 5	0- 1	1- 0	HOME	0- 1	2- 2	7- 1				
8- 6	0- 1	0- 2	AWAY	0- 1	2- 1	6- 1				
1- 0	0- 0	0- 0	NEUTRAL	0- 0	0- 0	1- 0				
2- 7	0- 2	0- 1	NON-CONFERENCE	0- 2	2- 1	0- 1				
1- 4	0- 1	0- 0	HOME	0- 1	1- 1	0- 1				
1- 3	0- 1	0- 1	AWAY	0- 1	1- 0	0- 0				
0- 0	0- 0	0- 0	NEUTRAL	0- 0	0- 0	0- 0				
17- 4	0- 0	1- 1	CONFERENCE	0- 0	2- 2	14- 1				
9- 1	0- 0	1- 0	HOME	0- 0	1- 1	7- 0				
7- 3	0- 0	0- 1	AWAY	0- 0	1- 1	6- 1				
1- 0	0- 0	0- 0	NEUTRAL	0- 0	0- 0	1- 0				

RPI S	Opponent	Score	RPI S	Opponent	Score	RPI S	Opponent	Score	RPI S	Opponent	Score	Team's RPI: 105
7	H Texas	56 66	30	A Oklahoma	52 65	74	A Tulane	53 69	111	H Memphis	61 53	
19	A Texas A&M	39 69	39	A Arkansas St.	53 66	92	H Missouri St.	58 64	123	H LSU	51 57	
			39	H Arkansas St.	71 69				128	A La.-Lafayette	58 49	
									128	H La.-Lafayette	58 65	
									136	A Troy	71 78	
									136	H Troy	79 64	
									139	A Oral Roberts	66 52	
									152	A UT Arlington	59 55	
									152	H UT Arlington	49 43	
									191	H Tulsa	63 74	
									192	A South Ala.	47 34	
									192	H South Ala.	74 43	
									245	A Texas St.	57 67	
									245	H Texas St.	57 45	
									245	N Texas St.	62 50	
									257	A Appalachian St.	72 67	
									257	H Appalachian St.	67 50	
									270	A La.-Monroe	53 37	
									270	H La.-Monroe	56 44	
									271	A Georgia St.	54 39	
									271	H Georgia St.	59 32	
									294	A Ga. Southern	50 45	
									294	H Ga. Southern	69 36	
LAST 12 Division I GAMES:												
			245	N Texas St.	62 50		271	A Georgia St.	54 39			
			257	A Appalachian St.	72 67		128	A La.-Lafayette	58 49			
			39	H Arkansas St.	71 69		270	A La.-Monroe	53 37			
			245	H Texas St.	57 45		192	H South Ala.	74 43			
			152	H UT Arlington	49 43		136	H Troy	79 64			
			294	A Ga. Southern	50 45		271	H Georgia St.	59 32			

Non-Div I Games:

Little Rock

Loss, Non-Conf, S Site, H Home A Away N Neutral

Average RPI Win:	244	WON-LOST	WINNING	LAST 10	STRENGTH OF	OPP. STRENGTH	TEAM	ADJ.	CONF.	ADJ CONF.
Average RPI Loss:	86	RECORD	PCT. RANK	GAMES	SCHEDULE	OF SCHEDULE	RPI	RPI	RPI	RPI
DIV. I ONLY	24- 7	35	8- 2	326	168	124	124	22	22	
DIV. I NON-CONF.	11- 3	54	0- 0	319	62	121	121	21	21	
TOTALS	RPI 1-25	RPI 26-50	W-L RECORDS	RPI 51-100	RPI 101-150	RPI 150+				
24- 7	0- 0	1- 0	OVERALL	0- 4	1- 3	22- 0				
11- 3	0- 0	1- 0	HOME	0- 2	0- 1	10- 0				
10- 4	0- 0	0- 0	AWAY	0- 2	0- 2	10- 0				
3- 0	0- 0	0- 0	NEUTRAL	0- 0	1- 0	2- 0				
11- 3	0- 0	1- 0	NON-CONFERENCE	0- 2	1- 1	9- 0				
5- 1	0- 0	1- 0	HOME	0- 1	0- 0	4- 0				
4- 2	0- 0	0- 0	AWAY	0- 1	0- 1	4- 0				
2- 0	0- 0	0- 0	NEUTRAL	0- 0	1- 0	1- 0				
13- 4	0- 0	0- 0	CONFERENCE	0- 2	0- 2	13- 0				
6- 2	0- 0	0- 0	HOME	0- 1	0- 1	6- 0				
6- 2	0- 0	0- 0	AWAY	0- 1	0- 1	6- 0				
1- 0	0- 0	0- 0	NEUTRAL	0- 0	0- 0	1- 0				

RPI S	Opponent	Score	RPI S	Opponent	Score	RPI S	Opponent	Score	RPI S	Opponent	Score	Team's RPI: 124
32	H UTEP	47 40	55	A Southern California	43 69	117	N Northwestern St.	60 59				
			58	A UC Riverside	58 83	120	A Hawaii	42 60				
			58	H UC Riverside	60 78	120	H Hawaii	55 67				
			69	H San Francisco	52 66	123	A LSU	53 59				
						176	A Pacific	68 60				
						180	A UC Davis	75 62				
						180	H UC Davis	74 64				
						186	A Cal Poly	61 56				
						186	H Cal Poly	65 53				
						186	N Cal Poly	54 52				
						201	H Colorado	59 42				
						209	H UNLV	67 63				
						234	H San Diego St.	74 54				
						266	A UC Santa Barbara	58 55				
						266	H UC Santa Barbara	60 52				
						273	A Seattle	69 57				
						286	A Houston	47 41				
						300	A CSUN	79 69				
						300	H CSUN	74 71				
						303	A Denver	48 41				
						310	N Northern Ariz.	69 48				
						321	H Portland St.	89 71				
						336	A UC Irvine	71 65				
						336	H UC Irvine	67 49				
						339	A Cal St. Fullerton	82 61				
						339	H Cal St. Fullerton	62 57				
LAST 12 Division I GAMES:												
186	N	Cal Poly	54	52	58	A	UC Riverside	58	83			
300	A	CSUN	79	69	266	H	UC Santa Barbara	60	52			
180	H	UC Davis	74	64	120	A	Hawaii	42	60			
336	H	UC Irvine	67	49	300	H	CSUN	74	71			
186	A	Cal Poly	61	56	186	H	Cal Poly	65	53			
266	A	UC Santa Barbara	58	55	180	A	UC Davis	75	62			

Non-Div I Games:

Long Beach St.

■ Loss, 
 ■ Non-Conf, S Site, 
 ■ Home 
 ■ Away 
 N Neutral

Average RPI Win: <b>295</b>	WON-LOST	WINNING	LAST 10	STRENGTH OF	OPP. STRENGTH	TEAM	ADJ.	CONF.	ADJ CONF.
Average RPI Loss: <b>187</b>	RECORD	PCT. RANK	GAMES	SCHEDULE	OF SCHEDULE	RPI	RPI	RPI	RPI
DIV. I ONLY	6- 21	310	3- 7	238	297	311	311	27	27
DIV. I NON-CONF.	1- 6	311	0- 0	168	132	284	284	29	29
TOTALS	RPI 1-25	RPI 26-50	W-L RECORDS	RPI 51-100	RPI 101-150	RPI 150+			
6- 21	0- 2	0- 1	OVERALL	0- 0	0- 5	6- 13			
4- 7	0- 0	0- 0	HOME	0- 0	0- 2	4- 5			
2- 14	0- 0	0- 0	AWAY	0- 0	0- 1	2- 0			
0- 0	0- 0	0- 0	NEUTRAL	0- 0	0- 0	0- 0			
1- 6	0- 2	0- 1	NON-CONFERENCE	0- 0	0- 1	1- 2			
1- 0	0- 0	0- 0	HOME	0- 0	0- 0	1- 0			
0- 6	0- 2	0- 1	AWAY	0- 0	0- 1	0- 2			
0- 0	0- 0	0- 0	NEUTRAL	0- 0	0- 0	0- 0			
5- 15	0- 0	0- 0	CONFERENCE	0- 0	0- 4	5- 11			
3- 7	0- 0	0- 0	HOME	0- 0	0- 2	3- 5			
2- 8	0- 0	0- 0	AWAY	0- 0	0- 2	2- 6			
0- 0	0- 0	0- 0	NEUTRAL	0- 0	0- 0	0- 0			

RPI 1-25				RPI 26-50				RPI 51-100				RPI 101+ Team's RPI: 311			
RPI	S	Opponent	Score	RPI	S	Opponent	Score	RPI	S	Opponent	Score	RPI	S	Opponent	Score
5	A	Oregon St.	45 <b>110</b>	34	A	James Madison	30 <b>88</b>					109	A	Virginia	46 <b>81</b>
22	A	West Virginia	43 <b>74</b>									132	A	Liberty	47 <b>67</b>
												132	H	Liberty	67 <b>72</b>
												133	A	UNC Asheville	42 <b>81</b>
												133	H	UNC Asheville	54 <b>61</b>
												174	A	Radford	64 <b>80</b>
												174	H	Radford	67 <b>79</b>
												205	A	Gardner-Webb	42 <b>67</b>
												205	H	Gardner-Webb	62 59
												208	A	Presbyterian	49 <b>75</b>
												208	H	Presbyterian	38 <b>59</b>
												251	A	High Point	68 <b>79</b>
												251	H	High Point	70 <b>89</b>
												268	A	Campbell	65 <b>72</b>
												268	H	Campbell	56 <b>73</b>
												283	A	Coastal Caro.	56 48
												283	H	Coastal Caro.	84 76
												295	A	Charleston So.	58 <b>66</b>
												295	H	Charleston So.	54 <b>63</b>
												312	A	UNCG	60 <b>81</b>
												323	A	Delaware St.	63 <b>88</b>
												326	A	Winthrop	63 60
												326	H	Winthrop	67 60
												348	H	N.C. Central	60 49
LAST 12 Division I GAMES:															
205	H	Gardner-Webb	62 59	133	H	UNC Asheville	54 <b>61</b>								
283	H	Coastal Caro.	84 76	295	A	Charleston So.	58 <b>66</b>								
132	A	Liberty	47 <b>67</b>	208	A	Presbyterian	49 <b>75</b>								
174	A	Radford	64 <b>80</b>	326	H	Winthrop	67 60								
251	H	High Point	70 <b>89</b>	132	H	Liberty	67 <b>72</b>								
268	A	Campbell	65 <b>72</b>	205	A	Gardner-Webb	42 <b>67</b>								

Non-Div I Games: Notre Dame (MD) 83 32 N.C. Wesleyan 100 57

Longwood

■ Loss, 
 ■ Non-Conf, 
 ■ S Site, 
 ■ Home 
 ■ A Away 
 N Neutral





Average RPI Win:	246	WON-LOST	WINNING	LAST 10	STRENGTH OF	OPP. STRENGTH	TEAM	ADJ.	CONF.	ADJ CONF.
Average RPI Loss:	111	RECORD	PCT. RANK	GAMES	SCHEDULE	OF SCHEDULE	RPI	RPI	RPI	RPI
DIV. I ONLY	14- 15	181	4- 6	183	157	173	173	21	21	
DIV. I NON-CONF.	4- 7	222	0- 0	80	22	151	151	17	17	
TOTALS	RPI 1-25	RPI 26-50	W-L RECORDS	RPI 51-100	RPI 101-150	RPI 150+				
14- 15	0- 2	1- 1	OVERALL	1- 8	2- 1	10- 3				
7- 7	0- 0	0- 1	HOME	1- 4	1- 1	5- 1				
7- 8	0- 2	1- 0	AWAY	0- 4	1- 0	5- 2				
0- 0	0- 0	0- 0	NEUTRAL	0- 0	0- 0	0- 0				
4- 7	0- 2	1- 1	NON-CONFERENCE	0- 3	0- 1	3- 0				
1- 4	0- 0	0- 1	HOME	0- 2	0- 1	1- 0				
3- 3	0- 2	1- 0	AWAY	0- 1	0- 0	2- 0				
0- 0	0- 0	0- 0	NEUTRAL	0- 0	0- 0	0- 0				
10- 8	0- 0	0- 0	CONFERENCE	1- 5	2- 0	7- 3				
6- 3	0- 0	0- 0	HOME	1- 2	1- 0	4- 1				
4- 5	0- 0	0- 0	AWAY	0- 3	1- 0	3- 2				
0- 0	0- 0	0- 0	NEUTRAL	0- 0	0- 0	0- 0				

RPI 1-25				RPI 26-50				RPI 51-100				RPI 101+ Team's RPI: 173			
RPI	S	Opponent	Score	RPI	S	Opponent	Score	RPI	S	Opponent	Score	RPI	S	Opponent	Score
17	A	Michigan St.	47 76	26	H	Miami (FL)	50 77	68	H	Central Mich.	59 68	137	A	Southern Ill.	69 68
23	A	Green Bay	51 65	29	A	DePaul	88 75	73	A	Georgia Tech	77 84	137	H	Southern Ill.	83 59
								92	A	Missouri St.	81 91	146	H	Western Mich.	45 68
								92	H	Missouri St.	62 73	223	A	Rice	57 50
								94	A	UNI	52 63	226	A	Indiana St.	48 62
								94	H	UNI	64 60	226	H	Indiana St.	71 74
								98	A	Drake	61 91	287	H	Lamar	82 71
								98	H	Drake	65 81	291	A	Wichita St.	62 65
								99	H	Northwestern	72 81	291	H	Wichita St.	60 55
												305	A	Bradley	67 54
												305	H	Bradley	69 63
												315	A	Illinois St.	57 41
												315	H	Illinois St.	73 61
												332	A	Evansville	63 49
												332	H	Evansville	67 54
												340	A	Eastern Ill.	86 75
LAST 12 Division I GAMES:															
305	H	Bradley	69 63	92	A	Missouri St.	81 91								
94	A	UNI	52 63	332	H	Evansville	67 54								
98	A	Drake	61 91	137	H	Southern Ill.	83 59								
226	H	Indiana St.	71 74	98	H	Drake	65 81								
315	H	Illinois St.	73 61	94	H	UNI	64 60								
291	A	Wichita St.	62 65	315	A	Illinois St.	57 41								

Non-Div I Games:

Loyola Chicago

■ Loss, 
 ■ Non-Conf, 
 ■ S Site, 
 ■ H Home 
 ■ A Away 
 N Neutral

## Loyola Maryland

Through Games Of March 9, 2016

Average RPI Win:	296	WON-LOST	WINNING	LAST 10	STRENGTH OF	OPP. STRENGTH	TEAM	ADJ.	CONF.	ADJ CONF.
Average RPI Loss:	158	RECORD	PCT. RANK	GAMES	SCHEDULE	OF SCHEDULE	RPI	RPI	RPI	RPI
DIV. I ONLY	15- 15	164	6- 4	285	308	222	222	26	26	
DIV. I NON-CONF.	3- 8	258	0- 0	288	317	288	288	27	27	
TOTALS	RPI 1-25	RPI 26-50	W-L RECORDS	RPI 51-100	RPI 101-150	RPI 150+				
15- 15	0- 1	0- 0	OVERALL	0- 5	0- 1	15- 8				
8- 6	0- 0	0- 0	HOME	0- 2	0- 0	8- 4				
7- 9	0- 1	0- 0	AWAY	0- 3	0- 1	7- 4				
0- 0	0- 0	0- 0	NEUTRAL	0- 0	0- 0	0- 0				
3- 8	0- 1	0- 0	NON-CONFERENCE	0- 1	0- 1	3- 5				
1- 3	0- 0	0- 0	HOME	0- 0	0- 0	1- 3				
2- 5	0- 1	0- 0	AWAY	0- 1	0- 1	2- 2				
0- 0	0- 0	0- 0	NEUTRAL	0- 0	0- 0	0- 0				
12- 7	0- 0	0- 0	CONFERENCE	0- 4	0- 0	12- 3				
7- 3	0- 0	0- 0	HOME	0- 2	0- 0	7- 1				
5- 4	0- 0	0- 0	AWAY	0- 2	0- 0	5- 2				
0- 0	0- 0	0- 0	NEUTRAL	0- 0	0- 0	0- 0				

RPI 1-25				RPI 26-50				RPI 51-100				RPI 101+ Team's RPI: 222			
RPI	S	Opponent	Score	RPI	S	Opponent	Score	RPI	S	Opponent	Score	RPI	S	Opponent	Score
8	A	Maryland	47 97					56	A	Villanova	55 67	144	A	Old Dominion	41 64
								70	A	Army West Point	37 70	184	H	UMBC	46 52
								70	H	Army West Point	44 52	196	H	Fairfield	45 71
								90	A	Bucknell	64 71	215	H	William & Mary	61 62
								90	H	Bucknell	42 64	217	A	Lehigh	48 66
												217	H	Lehigh	68 76
												233	A	Navy	38 45
												233	H	Navy	44 42
												233	H	Navy	51 38
												249	A	Columbia	53 63
												254	A	Holy Cross	59 49
												254	H	Holy Cross	58 45
												272	A	American	55 50
												272	H	American	52 46
												293	A	Colgate	65 49
												293	H	Colgate	55 38
												317	A	Mt. St. Mary's	65 63
												329	A	Lafayette	55 51
												329	H	Lafayette	66 65
												333	A	Lipscomb	57 52
												335	A	St. Francis Brooklyn	54 64
												343	A	Boston U.	67 46
												343	H	Boston U.	63 54
												347	H	Norfolk St.	75 67
LAST 12 Division I GAMES:															
233	H	Navy	44 42	343	A	Boston U.	67 46	233	A	Navy	38 45	343	H	Boston U.	63 54
254	H	Holy Cross	58 45	70	H	Army West Point	44 52	217	H	Lehigh	68 76				
272	A	American	55 50	329	A	Lafayette	55 51								
254	A	Holy Cross	59 49	293	A	Colgate	65 49								
293	H	Colgate	55 38	90	H	Bucknell	42 64								

Non-Div I Games:

Loyola Maryland

■ Loss, 
 ■ Non-Conf, 
 ■ S Site, 
 ■ H Home 
 ■ A Away 
 N Neutral



Average RPI Win:	266	WON-LOST	WINNING	LAST 10	STRENGTH OF	OPP. STRENGTH	TEAM	ADJ.	CONF.	ADJ CONF.
Average RPI Loss:	104	RECORD	PCT. RANK	GAMES	SCHEDULE	OF SCHEDULE	RPI	RPI	RPI	RPI
DIV. I ONLY	11- 20	255	5- 5	211	99	242	242	8	8	
DIV. I NON-CONF.	4- 7	222	1- 0	335	192	299	299	9	9	
TOTALS	RPI 1-25	RPI 26-50	W-L RECORDS	RPI 51-100	RPI 101-150	RPI 150+				
11- 20	0- 2	0- 1	OVERALL	0- 10	0- 3	11- 4				
5- 8	0- 1	0- 0	HOME	0- 4	0- 1	5- 2				
4- 11	0- 1	0- 1	AWAY	0- 5	0- 2	4- 2				
2- 1	0- 0	0- 0	NEUTRAL	0- 1	0- 0	2- 0				
4- 7	0- 0	0- 1	NON-CONFERENCE	0- 1	0- 1	4- 4				
2- 2	0- 0	0- 0	HOME	0- 0	0- 0	2- 2				
1- 5	0- 0	0- 1	AWAY	0- 1	0- 1	1- 2				
1- 0	0- 0	0- 0	NEUTRAL	0- 0	0- 0	1- 0				
7- 13	0- 2	0- 0	CONFERENCE	0- 9	0- 2	7- 0				
3- 6	0- 1	0- 0	HOME	0- 4	0- 1	3- 0				
3- 6	0- 1	0- 0	AWAY	0- 4	0- 1	3- 0				
1- 1	0- 0	0- 0	NEUTRAL	0- 1	0- 0	1- 0				

RPI 1-25				RPI 26-50				RPI 51-100				RPI 101+ Team's RPI: 242			
RPI	S	Opponent	Score	RPI	S	Opponent	Score	RPI	S	Opponent	Score	RPI	S	Opponent	Score
16	A	BYU	61 75	44	A	Missouri	48 80	53	A	St. Mary's (CA)	57 72	115	A	Gonzaga	68 83
16	H	BYU	75 82					53	H	St. Mary's (CA)	81 91	115	H	Gonzaga	59 66
								53	N	St. Mary's (CA)	71 85	120	A	Hawaii	51 65
								58	A	UC Riverside	62 80	176	A	Pacific	63 60
								64	A	Santa Clara	41 68	176	H	Pacific	96 88
								64	H	Santa Clara	56 57	186	A	Cal Poly	58 70
								69	A	San Francisco	72 81	201	A	Colorado	81 92
								69	H	San Francisco	73 75	234	H	San Diego St.	92 65
								83	A	San Diego	58 82	266	A	UC Santa Barbara	70 63
								83	H	San Diego	67 75	267	A	Pepperdine	83 77
												267	H	Pepperdine	79 69
												273	H	Seattle	69 78
												292	A	Portland	77 62
												292	H	Portland	62 52
												292	N	Portland	85 72
												325	N	Nevada	69 58
												336	H	UC Irvine	95 50
												339	H	Cal St. Fullerton	73 75
LAST 12 Division I GAMES:															
		53	N	St. Mary's (CA)	71	85		53	H	St. Mary's (CA)	81	91			
		292	N	Portland	85	72		176	H	Pacific	96	88			
		336	H	UC Irvine	95	50		292	A	Portland	77	62			
		267	A	Pepperdine	83	77		115	A	Gonzaga	68	83			
		69	A	San Francisco	72	81		83	H	San Diego	67	75			
		64	A	Santa Clara	41	68		16	H	BYU	75	82			

Non-Div I Games:

Loyola Marymount

■ Loss, 
 ■ Non-Conf, 
 ■ S Site, 
 ■ H Home 
 ■ A Away 
 N Neutral

Average RPI Win: <b>210</b>	WON-LOST	WINNING	LAST 10	STRENGTH OF	OPP. STRENGTH	TEAM	ADJ.	CONF.	ADJ CONF.
Average RPI Loss: <b>102</b>	RECORD	PCT. RANK	GAMES	SCHEDULE	OF SCHEDULE	RPI	RPI	RPI	RPI
DIV. I ONLY	25- 7	31	10- 0	223	143	63	63	16	16
DIV. I NON-CONF.	8- 6	136	0- 0	248	46	127	127	19	19
TOTALS	RPI 1-25	RPI 26-50	W-L RECORDS	RPI 51-100	RPI 101-150	RPI 150+			
25- 7	0- 0	1- 1	OVERALL	2- 3	1- 1	21- 2			
11- 0	0- 0	1- 0	HOME	0- 0	0- 0	10- 0			
10- 6	0- 0	0- 1	AWAY	1- 2	0- 1	9- 2			
4- 1	0- 0	0- 0	NEUTRAL	1- 1	1- 0	2- 0			
8- 6	0- 0	0- 0	NON-CONFERENCE	2- 3	1- 1	5- 2			
3- 0	0- 0	0- 0	HOME	0- 0	0- 0	3- 0			
3- 5	0- 0	0- 0	AWAY	1- 2	0- 1	2- 2			
2- 1	0- 0	0- 0	NEUTRAL	1- 1	1- 0	0- 0			
17- 1	0- 0	1- 1	CONFERENCE	0- 0	0- 0	16- 0			
8- 0	0- 0	1- 0	HOME	0- 0	0- 0	7- 0			
7- 1	0- 0	0- 1	AWAY	0- 0	0- 0	7- 0			
2- 0	0- 0	0- 0	NEUTRAL	0- 0	0- 0	2- 0			

RPI S	Opponent	Score	RPI S	Opponent	Score	RPI S	Opponent	Score	RPI S	Opponent	Score
48	A Albany (NY)	59 64	48	H Albany (NY)	65 53	66	A Purdue	33 56	119	A Boston College	48 55
						82	A Minnesota	64 91	123	N LSU	52 41
						85	N Dayton	37 58	154	A North Carolina	58 59
						92	N Missouri St.	69 65	156	A Stony Brook	60 43
						93	A Harvard	64 53	156	H Stony Brook	55 52
									156	N Stony Brook	51 48
									158	A Northeastern	44 56
									184	A UMBC	72 38
									184	H UMBC	65 55
									214	A Dartmouth	59 41
									218	A Hartford	50 44
									218	H Hartford	61 43
									219	A Binghamton	52 38
									219	H Binghamton	69 37
									232	A New Hampshire	62 52
									232	H New Hampshire	59 55
									232	N New Hampshire	58 47
									235	H Bryant	76 38
									255	H Clemson	75 42
									276	H Central Conn. St.	62 42
									278	A Vermont	62 41
									278	H Vermont	63 51
									320	A UMass Lowell	73 46
									320	H UMass Lowell	74 44
									322	A North Dakota St.	82 51

## LAST 12 Division I GAMES:

156	N	Stony Brook	51	48	320	A	UMass Lowell	73	46
232	N	New Hampshire	58	47	232	H	New Hampshire	59	55
219	H	Binghamton	69	37	184	A	UMBC	72	38
218	A	Hartford	50	44	278	H	Vermont	63	51
156	A	Stony Brook	60	43	219	A	Binghamton	52	38
48	H	Albany (NY)	65	53	218	H	Hartford	61	43

Non-Div I Games: Colby

82 42

Maine

Average RPI Win:	249	WON-LOST	WINNING	LAST 10	STRENGTH OF	OPP. STRENGTH	TEAM	ADJ.	CONF.	ADJ CONF.
Average RPI Loss:	194	RECORD	PCT. RANK	GAMES	SCHEDULE	OF SCHEDULE	RPI	RPI	RPI	RPI
DIV. I ONLY	15- 16	177	6- 4	310	256	247	247	23	23	
DIV. I NON-CONF.	3- 6	234	0- 0	298	314	289	289	22	22	
TOTALS	RPI 1-25	RPI 26-50	W-L RECORDS	RPI 51-100	RPI 101-150	RPI 150+				
15- 16	0- 0	0- 0	OVERALL	1- 2	1- 1	13- 13				
7- 7	0- 0	0- 0	HOME	0- 2	1- 0	6- 5				
7- 8	0- 0	0- 0	AWAY	1- 0	0- 1	6- 7				
1- 1	0- 0	0- 0	NEUTRAL	0- 0	0- 0	1- 1				
3- 6	0- 0	0- 0	NON-CONFERENCE	0- 1	0- 0	3- 5				
2- 2	0- 0	0- 0	HOME	0- 1	0- 0	2- 1				
1- 4	0- 0	0- 0	AWAY	0- 0	0- 0	1- 4				
0- 0	0- 0	0- 0	NEUTRAL	0- 0	0- 0	0- 0				
12- 10	0- 0	0- 0	CONFERENCE	1- 1	1- 1	10- 8				
5- 5	0- 0	0- 0	HOME	0- 1	1- 0	4- 4				
6- 4	0- 0	0- 0	AWAY	1- 0	0- 1	5- 3				
1- 1	0- 0	0- 0	NEUTRAL	0- 0	0- 0	1- 1				

RPI S	Opponent	Score	RPI S	Opponent	Score	RPI S	Opponent	Score	RPI S	Opponent	Score	Team's RPI: 247
						87	A Quinnipiac	52 42	102	A Iona	56 67	
						87	H Quinnipiac	63 81	102	H Iona	63 56	
						90	H Bucknell	56 61	157	A Yale	36 62	
									161	A Marist	64 59	
									161	H Marist	73 79	
									161	N Marist	58 70	
									163	H Fordham	49 60	
									196	A Fairfield	70 55	
									196	H Fairfield	57 59	
									207	H Brown	80 56	
									225	A Canisius	68 70	
									225	H Canisius	77 55	
									229	A Siena	59 60	
									229	H Siena	56 49	
									232	A New Hampshire	57 72	
									244	A Monmouth	62 72	
									244	H Monmouth	56 57	
									254	A Holy Cross	44 58	
									272	A American	48 52	
									284	A Rider	74 70	
									284	H Rider	49 56	
									290	A Niagara	58 49	
									290	H Niagara	80 62	
									314	A Fairleigh Dickinson	85 78	
									335	H St. Francis Brooklyn	61 53	
									338	A Saint Peter's	60 43	
LAST 12 Division I GAMES:												
			161	N Marist	58 70	229	H Siena	56 49				
			338	N Saint Peter's	60 43	244	H Monmouth	56 57				
			284	H Rider	49 56	161	A Marist	64 59				
			338	A Saint Peter's	60 43	225	H Canisius	77 55				
			290	A Niagara	58 49	244	A Monmouth	62 72				
			225	A Canisius	68 70	87	H Quinnipiac	63 81				

Non-Div I Games:

Manhattan

■ Loss, 
■ Non-Conf, 
■ S Site, 
■ H Home 
■ A Away 
N Neutral

RPI	S	Opponent	Score	
338	H	Saint Peter's	64	47
338	N	Saint Peter's	60	43

M  
a  
n  
h  
a  
t  
t  
a  
n

M  
a  
n  
h  
a  
t  
t  
a  
n

Manhattan

Average RPI Win:	246	WON-LOST	WINNING	LAST 10	STRENGTH OF	OPP. STRENGTH	TEAM	ADJ.	CONF.	ADJ CONF.
Average RPI Loss:	121	RECORD	PCT. RANK	GAMES	SCHEDULE	OF SCHEDULE	RPI	RPI	RPI	RPI
DIV. I ONLY	16- 16	164	5- 5	147	212	161	161	23	23	
DIV. I NON-CONF.	1- 9	325	0- 0	32	64	224	224	22	22	
TOTALS	RPI 1-25	RPI 26-50	W-L RECORDS	RPI 51-100	RPI 101-150	RPI 150+				
16- 16	0- 1	0- 3	OVERALL	1- 3	1- 4	14- 5				
9- 4	0- 0	0- 1	HOME	1- 1	1- 0	7- 2				
6- 8	0- 0	0- 2	AWAY	0- 1	0- 2	6- 3				
1- 4	0- 1	0- 0	NEUTRAL	0- 1	0- 2	1- 0				
1- 9	0- 1	0- 3	NON-CONFERENCE	0- 2	0- 2	1- 1				
0- 3	0- 0	0- 1	HOME	0- 1	0- 0	0- 1				
1- 3	0- 0	0- 2	AWAY	0- 0	0- 1	1- 0				
0- 3	0- 1	0- 0	NEUTRAL	0- 1	0- 1	0- 0				
15- 7	0- 0	0- 0	CONFERENCE	1- 1	1- 2	13- 4				
9- 1	0- 0	0- 0	HOME	1- 0	1- 0	7- 1				
5- 5	0- 0	0- 0	AWAY	0- 1	0- 1	5- 3				
1- 1	0- 0	0- 0	NEUTRAL	0- 0	0- 1	1- 0				

RPI 1-25				RPI 26-50				RPI 51-100				RPI 101+				Team's RPI: 161	
RPI	S	Opponent	Score	RPI	S	Opponent	Score	RPI	S	Opponent	Score	RPI	S	Opponent	Score		
14	N	Louisville	53 65	38	H	Princeton	44 77	65	H	Hofstra	67 71	102	A	Iona	49 69		
				42	A	St. John's (NY)	47 61	87	A	Quinnipiac	71 76	102	H	Iona	62 61		
				50	A	South Dakota St.	68 77	87	H	Quinnipiac	56 47	102	N	Iona	53 57		
								92	N	Missouri St.	45 77	114	A	Creighton	46 89		
												123	N	LSU	49 72		
												162	H	Delaware	50 56		
												196	A	Fairfield	72 57		
												196	H	Fairfield	64 63		
												225	A	Canisius	69 71		
												225	H	Canisius	67 55		
												229	A	Siena	56 60		
												229	H	Siena	66 37		
												244	A	Monmouth	52 60		
												244	H	Monmouth	78 55		
												247	A	Manhattan	79 73		
												247	H	Manhattan	59 64		
												247	N	Manhattan	70 58		
												284	A	Rider	74 56		
												284	H	Rider	66 54		
												290	A	Niagara	82 68		
												290	H	Niagara	63 50		
												338	A	Saint Peter's	74 55		
												338	H	Saint Peter's	69 46		
												343	A	Boston U.	73 54		
LAST 12 Division I GAMES:																	
				102	N	Iona	53 57					225	A	Canisius	69 71		
				247	N	Manhattan	70 58					290	A	Niagara	82 68		
				225	H	Canisius	67 55					247	H	Manhattan	59 64		
				229	A	Siena	56 60					338	A	Saint Peter's	74 55		
				196	H	Fairfield	64 63					284	A	Rider	74 56		
				87	A	Quinnipiac	71 76					229	H	Siena	66 37		

Non-Div I Games:

Marist

■ Loss, 
 ■ Non-Conf, 
 ■ S Site, 
 ■ Home 
 ■ A Away 
 N Neutral

Average RPI Win:	162	WON-LOST	WINNING	LAST 10	STRENGTH OF	OPP. STRENGTH	TEAM	ADJ.	CONF.	ADJ CONF.
Average RPI Loss:	66	RECORD	PCT. RANK	GAMES	SCHEDULE	OF SCHEDULE	RPI	RPI	RPI	RPI
DIV. I ONLY	14- 16	190	5- 5	44	69	100	100	6	6	
DIV. I NON-CONF.	5- 6	180	0- 0	28	60	102	102	6	6	
TOTALS	RPI 1-25	RPI 26-50	W-L RECORDS	RPI 51-100	RPI 101-150	RPI 150+				
14- 16	0- 3	2- 5	OVERALL	1- 3	3- 4	8- 1				
9- 4	0- 1	2- 1	HOME	1- 1	2- 1	4- 0				
4- 11	0- 2	0- 3	AWAY	0- 2	1- 3	3- 1				
1- 1	0- 0	0- 1	NEUTRAL	0- 0	0- 0	1- 0				
5- 6	0- 3	0- 0	NON-CONFERENCE	1- 1	1- 2	3- 0				
2- 2	0- 1	0- 0	HOME	1- 0	0- 1	1- 0				
2- 4	0- 2	0- 0	AWAY	0- 1	1- 1	1- 0				
1- 0	0- 0	0- 0	NEUTRAL	0- 0	0- 0	1- 0				
9- 10	0- 0	2- 5	CONFERENCE	0- 2	2- 2	5- 1				
7- 2	0- 0	2- 1	HOME	0- 1	2- 0	3- 0				
2- 7	0- 0	0- 3	AWAY	0- 1	0- 2	2- 1				
0- 1	0- 0	0- 1	NEUTRAL	0- 0	0- 0	0- 0				

RPI 1-25				RPI 26-50				RPI 51-100				Team's RPI: 100		RPI 101+			
RPI	S	Opponent	Score	RPI	S	Opponent	Score	RPI	S	Opponent	Score			RPI	S	Opponent	Score
5	H	Oregon St.	58 65	29	A	DePaul	86 91	56	A	Villanova	60 81			101	A	Georgetown	72 75
11	A	Arizona St.	80 90	29	H	DePaul	65 98	56	H	Villanova	75 82			101	H	Georgetown	87 72
23	A	Green Bay	55 75	41	A	Seton Hall	68 99	57	H	Auburn	70 69			114	A	Creighton	81 83
				41	H	Seton Hall	89 82	61	A	South Dakota	69 97			114	H	Creighton	79 72
				41	N	Seton Hall	86 93							127	H	IUPUI	55 60
				42	A	St. John's (NY)	77 81							149	A	Milwaukee	101 81
				42	H	St. John's (NY)	67 64							150	A	Northern Ky.	78 83
														168	A	Xavier	66 71
														168	H	Xavier	74 69
														183	A	Butler	80 64
														183	H	Butler	76 69
														197	H	Wisconsin	77 61
														198	N	Richmond	98 80
														265	A	Providence	92 85
														265	H	Providence	105 75
														302	A	FIU	95 83
LAST 12 Division I GAMES:																	
				41	N	Seton Hall	86 93	56	A	Villanova	60 81						
				29	H	DePaul	65 98	101	A	Georgetown	72 75						
				265	A	Providence	92 85	41	H	Seton Hall	89 82						
				114	A	Creighton	81 83	42	H	St. John's (NY)	67 64						
				168	H	Xavier	74 69	114	H	Creighton	79 72						
				183	H	Butler	76 69	265	H	Providence	105 75						

Non-Div I Games:

Marquette

■ Loss, 
■ Non-Conf, 
■ S Site, 
■ H Home 
■ A Away 
N Neutral

## Marshall

Through Games Of March 9, 2016

Average RPI Win:	227	WON-LOST	WINNING	LAST 10	STRENGTH OF	OPP. STRENGTH	TEAM	ADJ.	CONF.	ADJ CONF.
Average RPI Loss:	93	RECORD	PCT. RANK	GAMES	SCHEDULE	OF SCHEDULE	RPI	RPI	RPI	RPI
DIV. I ONLY	18- 10	91	6- 4	212	156	135	135	13	13	
DIV. I NON-CONF.	8- 1	23	0- 0	330	328	138	138	10	10	
TOTALS	RPI 1-25	RPI 26-50	W-L RECORDS	RPI 51-100	RPI 101-150	RPI 150+				
18- 10	0- 1	1- 2	OVERALL	0- 4	2- 1	15- 2				
11- 4	0- 0	1- 1	HOME	0- 2	1- 0	9- 1				
6- 5	0- 0	0- 1	AWAY	0- 2	1- 1	5- 1				
1- 1	0- 1	0- 0	NEUTRAL	0- 0	0- 0	1- 0				
8- 1	0- 1	0- 0	NON-CONFERENCE	0- 0	1- 0	7- 0				
6- 0	0- 0	0- 0	HOME	0- 0	0- 0	6- 0				
2- 0	0- 0	0- 0	AWAY	0- 0	1- 0	1- 0				
0- 1	0- 1	0- 0	NEUTRAL	0- 0	0- 0	0- 0				
10- 9	0- 0	1- 2	CONFERENCE	0- 4	1- 1	8- 2				
5- 4	0- 0	1- 1	HOME	0- 2	1- 0	3- 1				
4- 5	0- 0	0- 1	AWAY	0- 2	0- 1	4- 1				
1- 0	0- 0	0- 0	NEUTRAL	0- 0	0- 0	1- 0				

RPI 1-25				RPI 26-50				RPI 51-100				RPI 101+ Team's RPI: 135			
RPI	S	Opponent	Score	RPI	S	Opponent	Score	RPI	S	Opponent	Score	RPI	S	Opponent	Score
22	N	West Virginia	60 66	32	H	UTEP	79 64	67	A	Middle Tenn.	54 65	137	A	Southern Ill.	61 55
				35	A	Western Ky.	52 81	67	H	Middle Tenn.	73 79	144	A	Old Dominion	55 77
				35	H	Western Ky.	76 80	76	A	Charlotte	77 87	144	H	Old Dominion	80 62
								76	H	Charlotte	61 64	155	A	UAB	64 61
												155	H	UAB	73 65
												167	H	Cornell	73 47
												175	A	Fla. Atlantic	73 84
												185	A	Southern Miss.	63 53
												203	A	Louisiana Tech	54 52
												212	H	Rhode Island	72 62
												223	H	Rice	81 52
												237	H	North Texas	63 71
												263	H	Saint Francis (PA)	81 73
												264	H	UTSA	80 76
												302	A	FIU	65 58
												302	N	FIU	76 44
												309	A	Morehead St.	104 101
												342	H	NJIT	63 50
												346	H	Alabama A&M	81 45
												347	H	Norfolk St.	81 67
LAST 12 Division I GAMES:															
				302	N	FIU	76 44	76	A	Charlotte	77 87				
				185	A	Southern Miss.	63 53	35	H	Western Ky.	76 80				
				203	A	Louisiana Tech	54 52	264	H	UTSA	80 76				
				67	H	Middle Tenn.	73 79	32	H	UTEP	79 64				
				155	H	UAB	73 65	155	A	UAB	64 61				
				144	A	Old Dominion	55 77	67	A	Middle Tenn.	54 65				

Non-Div I Games: Brescia 92 40 West Va. Tech 83 39

Marshall

Loss, Non-Conf, S Site, H Home A Away N Neutral

Maryland

Through Games Of March 9, 2016

Average RPI Win:	123	WON-LOST	WINNING	LAST 10	STRENGTH OF	OPP. STRENGTH	TEAM	ADJ.	CONF.	ADJ CONF.
Average RPI Loss:	5	RECORD	PCT. RANK	GAMES	SCHEDULE	OF SCHEDULE	RPI	RPI	RPI	RPI
DIV. I ONLY	30- 3	7	9- 1	50	33	8	8	5	5	
DIV. I NON-CONF.	11- 1	16	0- 0	89	141	17	17	4	4	
TOTALS	RPI 1-25	RPI 26-50	W-L RECORDS	RPI 51-100	RPI 101-150	RPI 150+				
30- 3	3- 3	2- 0	OVERALL	12- 0	4- 0	9- 0				
15- 1	2- 1	1- 0	HOME	5- 0	1- 0	6- 0				
9- 1	0- 1	0- 0	AWAY	5- 0	1- 0	3- 0				
6- 1	1- 1	1- 0	NEUTRAL	2- 0	2- 0	0- 0				
11- 1	1- 1	1- 0	NON-CONFERENCE	0- 0	3- 0	6- 0				
7- 0	1- 0	0- 0	HOME	0- 0	1- 0	5- 0				
1- 0	0- 0	0- 0	AWAY	0- 0	0- 0	1- 0				
3- 1	0- 1	1- 0	NEUTRAL	0- 0	2- 0	0- 0				
19- 2	2- 2	1- 0	CONFERENCE	12- 0	1- 0	3- 0				
8- 1	1- 1	1- 0	HOME	5- 0	0- 0	1- 0				
8- 1	0- 1	0- 0	AWAY	5- 0	1- 0	2- 0				
3- 0	1- 0	0- 0	NEUTRAL	2- 0	0- 0	0- 0				

RPI	S	Opponent	Score	RPI	S	Opponent	Score	RPI	S	Opponent	Score	RPI	S	Opponent	Score
3	N	UConn	73 83	45	H	Indiana	86 63	52	A	Rutgers	73 59	129	N	Pittsburgh	70 49
6	A	Ohio St.	86 94	50	N	South Dakota St.	62 55	59	A	Iowa	76 56	134	A	Penn St.	89 53
6	H	Ohio St.	71 80					59	N	Iowa	75 55	142	H	Detroit	97 41
13	H	Syracuse	82 64					66	A	Purdue	87 67	144	N	Old Dominion	95 49
17	H	Michigan St.	85 76					66	H	Purdue	73 59	151	H	Southern U.	94 61
17	N	Michigan St.	60 44					79	A	Michigan	74 67	179	A	Illinois	79 63
								79	H	Michigan	76 56	197	A	Wisconsin	90 65
								82	H	Minnesota	110 77	197	H	Wisconsin	83 77
								95	H	Nebraska	89 50	222	H	Loyola Maryland	97 47
								99	A	Northwestern	79 70	251	H	High Point	105 50
								99	H	Northwestern	80 62	276	H	Central Conn. St.	86 43
								99	N	Northwestern	83 62	280	A	UMES	106 30
												320	H	UMass Lowell	102 53
LAST 12 Division I GAMES:															
		17 N Michigan St.	60 44			79 H Michigan	76 56								
		99 N Northwestern	83 62			99 A Northwestern	79 70								
		59 N Iowa	75 55			66 H Purdue	73 59								
		82 H Minnesota	110 77			6 A Ohio St.	86 94								
		197 H Wisconsin	83 77			17 H Michigan St.	85 76								
		52 A Rutgers	73 59			66 A Purdue	87 67								

Non-Div I Games:

Maryland

Loss, Non-Conf, S Site, H Home A Away N Neutral



## Massachusetts

Through Games Of March 9, 2016

Average RPI Win:	210	WON-LOST	WINNING	LAST 10	STRENGTH OF	OPP. STRENGTH	TEAM	ADJ.	CONF.	ADJ CONF.
Average RPI Loss:	128	RECORD	PCT. RANK	GAMES	SCHEDULE	OF SCHEDULE	RPI	RPI	RPI	RPI
DIV. I ONLY	12- 18	232	6- 4	208	98	221	221	7	7	
DIV. I NON-CONF.	6- 6	160	0- 1	258	164	199	199	8	8	
TOTALS	RPI 1-25	RPI 26-50	W-L RECORDS	RPI 51-100	RPI 101-150	RPI 150+				
12- 18	0- 2	1- 2	OVERALL	2- 4	0- 2	9- 8				
7- 6	0- 0	1- 0	HOME	2- 1	0- 2	4- 3				
4- 10	0- 2	0- 2	AWAY	0- 2	0- 0	4- 4				
1- 2	0- 0	0- 0	NEUTRAL	0- 1	0- 0	1- 1				
6- 6	0- 0	0- 1	NON-CONFERENCE	1- 2	0- 1	5- 2				
4- 1	0- 0	0- 0	HOME	1- 0	0- 1	3- 0				
2- 4	0- 0	0- 1	AWAY	0- 1	0- 0	2- 2				
0- 1	0- 0	0- 0	NEUTRAL	0- 1	0- 0	0- 0				
6- 12	0- 2	1- 1	CONFERENCE	1- 2	0- 1	4- 6				
3- 5	0- 0	1- 0	HOME	1- 1	0- 1	1- 3				
2- 6	0- 2	0- 1	AWAY	0- 1	0- 0	2- 2				
1- 1	0- 0	0- 0	NEUTRAL	0- 0	0- 0	1- 1				

RPI 1-25				RPI 26-50				RPI 51-100				RPI 101+ Team's RPI: 221			
RPI	S	Opponent	Score	RPI	S	Opponent	Score	RPI	S	Opponent	Score	RPI	S	Opponent	Score
18	A	Duquesne	64 73	36	A	St. Bonaventure	41 66	54	A	Saint Louis	49 69	116	H	Saint Joseph's	58 62
21	A	George Washington	50 67	36	H	St. Bonaventure	69 60	60	N	Ball St.	54 81	121	H	Buffalo	48 56
				46	A	Duke	46 70	65	H	Hofstra	57 56	163	H	Fordham	55 60
								72	H	VCU	66 74	163	N	Fordham	62 73
								85	H	Dayton	76 69	166	A	George Mason	59 64
								93	A	Harvard	65 67	188	A	Davidson	66 62
												198	H	Richmond	68 74
												201	A	Colorado	63 90
												212	A	Rhode Island	71 64
												212	H	Rhode Island	79 80
												218	H	Hartford	63 57
												235	A	Bryant	86 69
												254	A	Holy Cross	74 60
												276	A	Central Conn. St.	68 78
												281	A	La Salle	57 66
												281	H	La Salle	80 57
												281	N	La Salle	81 65
												320	H	UMass Lowell	84 58
												343	H	Boston U.	73 56
LAST 12 Division I GAMES:															
		163 N Fordham	62 73			85 H Dayton	76 69								
		281 N La Salle	81 65			36 H St. Bonaventure	69 60								
		60 N Ball St.	54 81			281 A La Salle	57 66								
		281 H La Salle	80 57			163 H Fordham	55 60								
		212 A Rhode Island	71 64			18 A Duquesne	64 73								
		188 A Davidson	66 62			166 A George Mason	59 64								

Non-Div I Games:

Massachusetts

■ Loss, 
 ■ Non-Conf, 
 ■ S Site, 
 ■ Home 
 ■ A Away 
 N Neutral

Average RPI Win:	260	WON-LOST	WINNING	LAST 10	STRENGTH OF	OPP. STRENGTH	TEAM	ADJ.	CONF.	ADJ CONF.
Average RPI Loss:	138	RECORD	PCT. RANK	GAMES	SCHEDULE	OF SCHEDULE	RPI	RPI	RPI	RPI
DIV. I ONLY	16- 11	122	6- 4	257	226	145	145	25	25	
DIV. I NON-CONF.	5- 4	138	0- 0	130	43	94	94	26	26	
TOTALS	RPI 1-25	RPI 26-50	W-L RECORDS	RPI 51-100	RPI 101-150	RPI 150+				
16- 11	0- 1	0- 1	OVERALL	0- 4	1- 1	15- 4				
9- 2	0- 0	0- 0	HOME	0- 1	1- 0	8- 1				
6- 9	0- 1	0- 1	AWAY	0- 3	0- 1	6- 3				
1- 0	0- 0	0- 0	NEUTRAL	0- 0	0- 0	1- 0				
5- 4	0- 1	0- 1	NON-CONFERENCE	0- 1	0- 0	5- 1				
2- 0	0- 0	0- 0	HOME	0- 0	0- 0	2- 0				
2- 4	0- 1	0- 1	AWAY	0- 1	0- 0	2- 1				
1- 0	0- 0	0- 0	NEUTRAL	0- 0	0- 0	1- 0				
11- 7	0- 0	0- 0	CONFERENCE	0- 3	1- 1	10- 3				
7- 2	0- 0	0- 0	HOME	0- 1	1- 0	6- 1				
4- 5	0- 0	0- 0	AWAY	0- 2	0- 1	4- 2				
0- 0	0- 0	0- 0	NEUTRAL	0- 0	0- 0	0- 0				

RPI 1-25				RPI 26-50				RPI 51-100				RPI 101+ Team's RPI: 145			
RPI	S	Opponent	Score	RPI	S	Opponent	Score	RPI	S	Opponent	Score	RPI	S	Opponent	Score
2	A	Baylor	46 105	40	A	Chattanooga	53 68	74	A	Tulane	55 74	117	A	Northwestern St.	64 85
								77	A	Abilene Christian	62 79	117	H	Northwestern St.	78 74
								96	A	Central Ark.	52 76	152	A	UT Arlington	63 57
								96	H	Central Ark.	56 70	177	A	Ole Miss	56 96
												200	A	SFA	55 80
												203	A	Louisiana Tech	74 71
												214	N	Dartmouth	78 56
												223	H	Rice	61 53
												236	H	Sam Houston St.	82 79
												248	A	Houston Baptist	71 64
												270	H	La.-Monroe	72 62
												287	A	Lamar	76 69
												287	H	Lamar	92 84
												307	A	Nicholls St.	81 85
												307	H	Nicholls St.	96 62
												313	H	A&M-Corpus Christi	72 51
												318	A	Southeastern La.	83 74
												318	H	Southeastern La.	96 79
												330	H	Incarinate Word	55 68
												331	A	New Orleans	77 74
												331	H	New Orleans	92 63
LAST 12 Division I GAMES:															
				96	A	Central Ark.	52 76	318	A	Southeastern La.	83 74				
				307	H	Nicholls St.	96 62	307	A	Nicholls St.	81 85				
				287	A	Lamar	76 69	331	H	New Orleans	92 63				
				287	H	Lamar	92 84	331	A	New Orleans	77 74				
				96	H	Central Ark.	56 70	318	H	Southeastern La.	96 79				
				117	A	Northwestern St.	64 85	117	H	Northwestern St.	78 74				

Non-Div I Games: Southern-N.O. 97 61 Louisiana Col. 73 59 Loyola (LA) 70 69

McNeese St.

Loss, Non-Conf, S Site, H Home A Away N Neutral

Average RPI Win: <b>188</b>	WON-LOST	WINNING	LAST 10	STRENGTH OF	OPP. STRENGTH	TEAM	ADJ.	CONF.	ADJ CONF.
Average RPI Loss: <b>87</b>	RECORD	PCT. RANK	GAMES	SCHEDULE	OF SCHEDULE	RPI	RPI	RPI	RPI
DIV. I ONLY	<b>18- 12</b>	<b>113</b>	<b>7- 3</b>	<b>131</b>	<b>79</b>	<b>111</b>	<b>111</b>	<b>9</b>	<b>9</b>
DIV. I NON-CONF.	<b>6- 5</b>	<b>146</b>	<b>0- 0</b>	<b>142</b>	<b>87</b>	<b>153</b>	<b>153</b>	<b>7</b>	<b>7</b>
TOTALS	RPI 1-25	RPI 26-50	W-L RECORDS	RPI 51-100	RPI 101-150	RPI 150+			
18- 12	1- 4	0- 0	OVERALL	3- 4	4- 1	10- 3			
12- 4	1- 2	0- 0	HOME	2- 1	3- 0	6- 1			
6- 7	0- 2	0- 0	AWAY	1- 2	1- 1	4- 2			
0- 1	0- 0	0- 0	NEUTRAL	0- 1	0- 0	0- 0			
6- 5	0- 1	0- 0	NON-CONFERENCE	1- 2	2- 1	3- 1			
5- 2	0- 1	0- 0	HOME	0- 1	2- 0	3- 0			
1- 3	0- 0	0- 0	AWAY	1- 1	0- 1	0- 1			
0- 0	0- 0	0- 0	NEUTRAL	0- 0	0- 0	0- 0			
12- 7	1- 3	0- 0	CONFERENCE	2- 2	2- 0	7- 2			
7- 2	1- 1	0- 0	HOME	2- 0	1- 0	3- 1			
5- 4	0- 2	0- 0	AWAY	0- 1	1- 0	4- 1			
0- 1	0- 0	0- 0	NEUTRAL	0- 1	0- 0	0- 0			

RPI 1-25				RPI 26-50				RPI 51-100				RPI 101+ Team's RPI: 111			
RPI	S	Opponent	Score	RPI	S	Opponent	Score	RPI	S	Opponent	Score	RPI	S	Opponent	Score
3	A	UConn	40 <b>83</b>					54	H	Saint Louis	57 <b>63</b>	101	H	Georgetown	57 53
3	H	UConn	46 <b>86</b>					68	A	Central Mich.	64 61	105	A	Little Rock	53 <b>61</b>
20	A	South Fla.	82 <b>97</b>					71	A	Temple	58 <b>82</b>	137	H	Southern Ill.	61 58
20	H	South Fla.	88 87					71	H	Temple	100 97	148	A	East Carolina	79 78
21	H	George Washington	62 <b>68</b>					74	H	Tulane	83 67	148	H	East Carolina	93 83
								74	N	Tulane	64 <b>70</b>	179	H	Illinois	81 75
								82	A	Minnesota	60 <b>70</b>	191	A	Tulsa	69 58
												191	H	Tulsa	59 <b>65</b>
												195	A	SMU	49 <b>58</b>
												220	A	Kansas	63 <b>72</b>
												240	A	Cincinnati	64 47
												240	H	Cincinnati	54 51
												277	A	UCF	69 52
												277	H	UCF	75 59
												286	A	Houston	77 64
												286	H	Houston	74 57
												298	H	Jacksonville St.	70 55
												340	H	Eastern Ill.	80 49
LAST 12 Division I GAMES:															
74	N	Tulane	64 <b>70</b>	277	A	UCF	69 52								
286	A	Houston	77 64	240	H	Cincinnati	54 51								
148	H	East Carolina	93 83	3	A	UConn	40 <b>83</b>								
20	A	South Fla.	82 <b>97</b>	277	H	UCF	75 59								
71	H	Temple	100 97	191	A	Tulsa	69 58								
148	A	East Carolina	79 78	20	H	South Fla.	88 87								

Non-Div I Games:

Memphis

■ Loss, 
 ■ Non-Conf, 
 ■ S Site, 
 ■ H Home 
 ■ A Away 
 N Neutral

Average RPI Win:	253	WON-LOST	WINNING	LAST 10	STRENGTH OF	OPP. STRENGTH	TEAM	ADJ.	CONF.	ADJ CONF.
Average RPI Loss:	71	RECORD	PCT. RANK	GAMES	SCHEDULE	OF SCHEDULE	RPI	RPI	RPI	RPI
DIV. I ONLY	22- 8	53	8- 2	245	210	112	112	17	17	
DIV. I NON-CONF.	8- 5	120	0- 0	235	290	159	159	15	15	
TOTALS	RPI 1-25	RPI 26-50	W-L RECORDS	RPI 51-100	RPI 101-150	RPI 150+				
22- 8	0- 1	1- 3	OVERALL	0- 2	2- 1	19- 1				
10- 3	0- 0	1- 0	HOME	0- 1	1- 1	8- 1				
9- 3	0- 1	0- 2	AWAY	0- 0	1- 0	8- 0				
3- 2	0- 0	0- 1	NEUTRAL	0- 1	0- 0	3- 0				
8- 5	0- 1	0- 1	NON-CONFERENCE	0- 2	0- 1	8- 0				
4- 2	0- 0	0- 0	HOME	0- 1	0- 1	4- 0				
3- 2	0- 1	0- 1	AWAY	0- 0	0- 0	3- 0				
1- 1	0- 0	0- 0	NEUTRAL	0- 1	0- 0	1- 0				
14- 3	0- 0	1- 2	CONFERENCE	0- 0	2- 0	11- 1				
6- 1	0- 0	1- 0	HOME	0- 0	1- 0	4- 1				
6- 1	0- 0	0- 1	AWAY	0- 0	1- 0	5- 0				
2- 1	0- 0	0- 1	NEUTRAL	0- 0	0- 0	2- 0				

RPI 1-25				RPI 26-50				RPI 51-100				RPI 101+ Team's RPI: 112			
RPI	S	Opponent	Score	RPI	S	Opponent	Score	RPI	S	Opponent	Score	RPI	S	Opponent	Score
15	A	Florida St.	36 79	37	A	Georgia	44 57	54	H	Saint Louis	60 68	110	A	Samford	63 60
				40	A	Chattanooga	45 67	76	N	Charlotte	62 72	110	H	Samford	63 61
				40	H	Chattanooga	67 44					137	H	Southern Ill.	52 55
				40	N	Chattanooga	57 65					165	A	ETSU	61 45
												165	H	ETSU	53 55
												215	A	Furman	61 50
												215	H	Furman	64 62
												215	N	Furman	64 50
												224	H	Col. of Charleston	66 58
												279	A	Tennessee Tech	63 47
												288	A	Kennesaw St.	72 61
												294	H	Ga. Southern	62 50
												296	A	Florida A&M	54 50
												298	H	Jacksonville St.	46 39
												301	A	Western Caro.	92 88
												301	H	Western Caro.	63 42
												308	A	Wofford	70 61
												308	H	Wofford	80 32
												312	A	UNCG	86 78
												312	H	UNCG	81 47
												312	N	UNCG	75 53
												327	H	North Florida	68 54
												328	N	Howard	70 53
LAST 12 Division I GAMES:															
				40	N	Chattanooga	57 65	165	A	ETSU	61 45				
				215	N	Furman	64 50	110	H	Samford	63 61				
				312	N	UNCG	75 53	312	H	UNCG	81 47				
				215	H	Furman	64 62	301	H	Western Caro.	63 42				
				308	H	Wofford	80 32	215	A	Furman	61 50				
				40	A	Chattanooga	45 67	308	A	Wofford	70 61				

Non-Div I Games: Faulkner 86 33 Coastal Ga. 87 48

Mercer

Loss, Non-Conf, S Site, H Home A Away N Neutral

Average RPI Win:	151	WON-LOST	WINNING	LAST 10	STRENGTH OF	OPP. STRENGTH	TEAM	ADJ.	CONF.	ADJ CONF.
Average RPI Loss:	21	RECORD	PCT. RANK	GAMES	SCHEDULE	OF SCHEDULE	RPI	RPI	RPI	RPI
DIV. I ONLY	24- 8	48	6- 4	39	49	26	26	4	4	
DIV. I NON-CONF.	12- 1	9	0- 0	167	148	35	35	5	5	
TOTALS	RPI 1-25	RPI 26-50	W-L RECORDS	RPI 51-100	RPI 101-150	RPI 150+				
24- 8	1- 7	3- 0	OVERALL	2- 0	9- 1	9- 0				
13- 3	0- 3	2- 0	HOME	0- 0	5- 0	6- 0				
8- 3	0- 2	0- 0	AWAY	2- 0	3- 1	3- 0				
3- 2	1- 2	1- 0	NEUTRAL	0- 0	1- 0	0- 0				
12- 1	0- 1	1- 0	NON-CONFERENCE	1- 0	3- 0	7- 0				
8- 0	0- 0	0- 0	HOME	0- 0	2- 0	6- 0				
3- 0	0- 0	0- 0	AWAY	1- 0	1- 0	1- 0				
1- 1	0- 1	1- 0	NEUTRAL	0- 0	0- 0	0- 0				
12- 7	1- 6	2- 0	CONFERENCE	1- 0	6- 1	2- 0				
5- 3	0- 3	2- 0	HOME	0- 0	3- 0	0- 0				
5- 3	0- 2	0- 0	AWAY	1- 0	2- 1	2- 0				
2- 1	1- 1	0- 0	NEUTRAL	0- 0	1- 0	0- 0				

RPI 1-25				RPI 26-50				RPI 51-100				RPI 101+			
RPI	S	Opponent	Score	RPI	S	Opponent	Score	RPI	S	Opponent	Score	RPI	S	Opponent	Score
1	A	Notre Dame	69 90	45	N	Indiana	89 75	73	A	Georgia Tech	58 55	103	H	Wright St.	80 67
1	N	Notre Dame	67 78	46	H	Duke	61 53	76	A	Charlotte	77 70	109	A	Virginia	56 76
2	N	Baylor	81 88	47	H	North Carolina St.	73 44					119	A	Boston College	67 62
13	H	Syracuse	51 57									122	A	Virginia Tech	57 45
14	H	Louisville	51 79									122	H	Virginia Tech	67 56
15	A	Florida St.	67 70									129	H	Pittsburgh	79 55
15	H	Florida St.	58 69									129	N	Pittsburgh	77 55
15	N	Florida St.	74 56									140	H	Wake Forest	71 60
												144	A	Old Dominion	61 35
												149	H	Milwaukee	77 38
												154	A	North Carolina	76 61
												173	A	Loyola Chicago	77 50
												179	H	Illinois	73 64
												243	H	Coppin St.	78 59
												252	H	Bethune-Cookman	55 47
												255	A	Clemson	83 49
												281	H	La Salle	86 58
												302	H	FIU	83 55
												320	H	UMass Lowell	84 53
LAST 12 Division I GAMES:															
1	N	Notre Dame	67 78	1	A	Notre Dame	69 90								
15	N	Florida St.	74 56	73	A	Georgia Tech	58 55								
129	N	Pittsburgh	77 55	46	H	Duke	61 53								
15	A	Florida St.	67 70	119	A	Boston College	67 62								
14	H	Louisville	51 79	13	H	Syracuse	51 57								
122	H	Virginia Tech	67 56	122	A	Virginia Tech	57 45								

Non-Div I Games:

Miami (FL)

■ Loss, 
 ■ Non-Conf, S Site, 
 ■ Home 
 ■ Away 
 N Neutral

Average RPI Win:	264	WON-LOST	WINNING	LAST 10	STRENGTH OF	OPP. STRENGTH	TEAM	ADJ.	CONF.	ADJ CONF.
Average RPI Loss:	138	RECORD	PCT. RANK	GAMES	SCHEDULE	OF SCHEDULE	RPI	RPI	RPI	RPI
DIV. I ONLY	9- 21	276	0- 10	218	159	282	282	11	11	
DIV. I NON-CONF.	6- 5	146	0- 0	312	241	239	239	13	13	
TOTALS	RPI 1-25	RPI 26-50	W-L RECORDS	RPI 51-100	RPI 101-150	RPI 150+				
9- 21	0- 0	0- 0	OVERALL	0- 7	1- 8	8- 6				
7- 8	0- 0	0- 0	HOME	0- 3	1- 3	6- 2				
1- 13	0- 0	0- 0	AWAY	0- 4	0- 5	1- 4				
1- 0	0- 0	0- 0	NEUTRAL	0- 0	0- 0	1- 0				
6- 5	0- 0	0- 0	NON-CONFERENCE	0- 1	0- 2	6- 2				
4- 2	0- 0	0- 0	HOME	0- 0	0- 1	4- 1				
1- 3	0- 0	0- 0	AWAY	0- 1	0- 1	1- 1				
1- 0	0- 0	0- 0	NEUTRAL	0- 0	0- 0	1- 0				
3- 16	0- 0	0- 0	CONFERENCE	0- 6	1- 6	2- 4				
3- 6	0- 0	0- 0	HOME	0- 3	1- 2	2- 1				
0- 10	0- 0	0- 0	AWAY	0- 3	0- 4	0- 3				
0- 0	0- 0	0- 0	NEUTRAL	0- 0	0- 0	0- 0				

RPI	S	Opponent	Score	RPI	S	Opponent	Score	RPI	S	Opponent	Score	RPI	S	Opponent	Score	Team's RPI: 282
51	A	Ohio	44	72	104	A	UT Martin	47	74							
51	H	Ohio	58	77	113	H	Toledo	50	55							
60	A	Ball St.	41	66	118	A	Akron	54	66							
68	A	Central Mich.	54	77	118	A	Akron	65	77							
68	H	Central Mich.	58	72	118	H	Akron	62	65							
79	A	Michigan	55	97	121	A	Buffalo	39	58							
80	H	Eastern Mich.	46	70	121	H	Buffalo	69	58							
					146	A	Western Mich.	66	80							
					150	H	Northern Ky.	57	71							
					175	A	Fla. Atlantic	65	68							
					178	H	Eastern Ky.	72	77							
					202	H	Oakland	65	54							
					241	A	Valparaiso	75	72							
					259	A	Bowling Green	56	76							
					259	H	Bowling Green	58	64							
					262	A	Northern Ill.	73	92							
					262	H	Northern Ill.	66	60							
					269	H	Austin Peay	75	60							
					309	H	Morehead St.	59	57							
					319	A	Kent St.	53	59							
					319	H	Kent St.	55	52							
					324	N	LIU Brooklyn	68	49							
					332	H	Evansville	91	85							
LAST 12 Division I GAMES:																
118	A	Akron	54	66	51	A	Ohio	44	72							
51	H	Ohio	58	77	80	H	Eastern Mich.	46	70							
319	A	Kent St.	53	59	262	A	Northern Ill.	73	92							
259	A	Bowling Green	56	76	118	A	Akron	65	77							
118	H	Akron	62	65	319	H	Kent St.	55	52							
121	A	Buffalo	39	58	68	A	Central Mich.	54	77							

Non-Div I Games:

Miami (OH)

■ Loss, 
 ■ Non-Conf, S Site, 
 ■ Home 
 ■ Away 
 N Neutral

## Michigan

Through Games Of March 9, 2016

Average RPI Win:	150	WON-LOST	WINNING	LAST 10	STRENGTH OF	OPP. STRENGTH	TEAM	ADJ.	CONF.	ADJ CONF.
Average RPI Loss:	42	RECORD	PCT. RANK	GAMES	SCHEDULE	OF SCHEDULE	RPI	RPI	RPI	RPI
DIV. I ONLY	17- 13	139	6- 4	40	36	79	79	5	5	
DIV. I NON-CONF.	8- 3	77	0- 0	103	108	80	80	4	4	
TOTALS	RPI 1-25	RPI 26-50	W-L RECORDS	RPI 51-100	RPI 101-150	RPI 150+				
17- 13	0- 5	0- 2	OVERALL	5- 6	5- 0	7- 0				
12- 5	0- 3	0- 0	HOME	2- 2	3- 0	7- 0				
5- 7	0- 2	0- 2	AWAY	3- 3	2- 0	0- 0				
0- 1	0- 0	0- 0	NEUTRAL	0- 1	0- 0	0- 0				
8- 3	0- 1	0- 1	NON-CONFERENCE	0- 1	3- 0	5- 0				
7- 1	0- 1	0- 0	HOME	0- 0	2- 0	5- 0				
1- 2	0- 0	0- 1	AWAY	0- 1	1- 0	0- 0				
0- 0	0- 0	0- 0	NEUTRAL	0- 0	0- 0	0- 0				
9- 10	0- 4	0- 1	CONFERENCE	5- 5	2- 0	2- 0				
5- 4	0- 2	0- 0	HOME	2- 2	1- 0	2- 0				
4- 5	0- 2	0- 1	AWAY	3- 2	1- 0	0- 0				
0- 1	0- 0	0- 0	NEUTRAL	0- 1	0- 0	0- 0				

RPI 1-25				RPI 26-50				RPI 51-100				RPI 101+			
RPI	S	Opponent	Score	RPI	S	Opponent	Score	RPI	S	Opponent	Score	RPI	S	Opponent	Score
6	H	Ohio St.	93 97	38	A	Princeton	57 74	52	A	Rutgers	50 72	129	H	Pittsburgh	82 45
8	A	Maryland	56 76	45	A	Indiana	69 77	59	A	Iowa	69 85	134	A	Penn St.	91 87
8	H	Maryland	67 74					59	H	Iowa	82 75	134	H	Penn St.	78 73
9	H	UCLA	77 86					59	N	Iowa	85 97	139	H	Oral Roberts	61 44
17	A	Michigan St.	64 85					66	A	Purdue	68 61	142	A	Detroit	88 61
								66	H	Purdue	63 65	168	H	Xavier	92 54
								80	A	Eastern Mich.	63 64	179	H	Illinois	96 83
								82	A	Minnesota	93 86	197	H	Wisconsin	82 65
								82	H	Minnesota	92 76	213	H	USC Upstate	119 61
								95	H	Nebraska	81 93	218	H	Hartford	83 47
								99	A	Northwestern	70 65	219	H	Binghamton	90 62
												282	H	Miami (OH)	97 55
LAST 12 Division I GAMES:															
				59	N	Iowa	85 97	197	H	Wisconsin	82 65				
				52	A	Rutgers	50 72	179	H	Illinois	96 83				
				99	A	Northwestern	70 65	17	A	Michigan St.	64 85				
				134	H	Penn St.	78 73	82	H	Minnesota	92 76				
				8	A	Maryland	56 76	59	A	Iowa	69 85				
				66	A	Purdue	68 61	95	H	Nebraska	81 93				

Non-Div I Games:

Michigan

■ Loss, 
 ■ Non-Conf, 
 ■ S Site, 
 ■ H Home 
 ■ A Away 
 N Neutral

Average RPI Win:	116	WON-LOST	WINNING	LAST 10	STRENGTH OF	OPP. STRENGTH	TEAM	ADJ.	CONF.	ADJ CONF.
Average RPI Loss:	39	RECORD	PCT. RANK	GAMES	SCHEDULE	OF SCHEDULE	RPI	RPI	RPI	RPI
DIV. I ONLY	24- 8	48	6- 4	25	16	17	17	5	5	
DIV. I NON-CONF.	9- 2	37	0- 0	69	45	33	33	4	4	
TOTALS	RPI 1-25	RPI 26-50	W-L RECORDS	RPI 51-100	RPI 101-150	RPI 150+				
24- 8	2- 5	1- 1	OVERALL	9- 1	3- 1	9- 0				
13- 2	1- 1	1- 0	HOME	6- 0	2- 1	3- 0				
8- 4	0- 2	0- 1	AWAY	2- 1	1- 0	5- 0				
3- 2	1- 2	0- 0	NEUTRAL	1- 0	0- 0	1- 0				
9- 2	0- 2	1- 0	NON-CONFERENCE	0- 0	2- 0	6- 0				
5- 1	0- 1	1- 0	HOME	0- 0	2- 0	2- 0				
3- 0	0- 0	0- 0	AWAY	0- 0	0- 0	3- 0				
1- 1	0- 1	0- 0	NEUTRAL	0- 0	0- 0	1- 0				
15- 6	2- 3	0- 1	CONFERENCE	9- 1	1- 1	3- 0				
8- 1	1- 0	0- 0	HOME	6- 0	0- 1	1- 0				
5- 4	0- 2	0- 1	AWAY	2- 1	1- 0	2- 0				
2- 1	1- 1	0- 0	NEUTRAL	1- 0	0- 0	0- 0				

RPI 1-25				RPI 26-50				RPI 51-100				RPI 101+			
RPI	S	Opponent	Score	RPI	S	Opponent	Score	RPI	S	Opponent	Score	RPI	S	Opponent	Score
2	N	Baylor	76 84	37	H	Georgia	66 45	52	A	Rutgers	70 67	134	A	Penn St.	71 55
6	A	Ohio St.	80 85	45	A	Indiana	65 81	52	H	Rutgers	59 48	134	H	Penn St.	61 65
6	H	Ohio St.	107 105					59	A	Iowa	74 69	142	H	Detroit	81 42
6	N	Ohio St.	82 63					59	H	Iowa	80 73	146	H	Western Mich.	78 40
8	A	Maryland	76 85					66	H	Purdue	68 56	158	A	Northeastern	77 51
8	N	Maryland	44 60					66	N	Purdue	65 64	172	H	Idaho St.	79 60
14	H	Louisville	78 85					79	H	Michigan	85 64	173	H	Loyola Chicago	76 47
								82	H	Minnesota	114 106	179	A	Illinois	71 43
								95	A	Nebraska	66 73	188	A	Davidson	73 44
								99	H	Northwestern	74 51	197	A	Wisconsin	77 54
												197	H	Wisconsin	77 67
												202	A	Oakland	82 62
												240	N	Cincinnati	103 63
LAST 12 Division I GAMES:															
		8 N Maryland	44 60			82 H Minnesota	114 106								
		6 N Ohio St.	82 63			52 A Rutgers	70 67								
		66 N Purdue	65 64			95 A Nebraska	66 73								
		8 A Maryland	76 85			134 H Penn St.	61 65								
		6 H Ohio St.	107 105			59 A Iowa	74 69								
		179 A Illinois	71 43			79 H Michigan	85 64								

Non-Div I Games:

Michigan St.



## Middle Tenn.

Through Games Of March 9, 2016

Average RPI Win:	194	WON-LOST	WINNING	LAST 10	STRENGTH OF	OPP. STRENGTH	TEAM	ADJ.	CONF.	ADJ CONF.
Average RPI Loss:	76	RECORD	PCT. RANK	GAMES	SCHEDULE	OF SCHEDULE	RPI	RPI	RPI	RPI
DIV. I ONLY	21- 8	57	9- 1	116	112	67	67	13	13	
DIV. I NON-CONF.	6- 5	146	0- 0	144	90	133	133	10	10	
TOTALS	RPI 1-25	RPI 26-50	W-L RECORDS	RPI 51-100	RPI 101-150	RPI 150+				
21- 8	0- 1	1- 2	OVERALL	2- 2	2- 2	16- 1				
11- 3	0- 1	1- 0	HOME	2- 0	1- 2	7- 0				
10- 4	0- 0	0- 1	AWAY	0- 1	1- 0	9- 0				
0- 1	0- 0	0- 0	NEUTRAL	0- 0	0- 0	0- 1				
6- 5	0- 1	0- 0	NON-CONFERENCE	1- 2	0- 1	5- 1				
3- 2	0- 1	0- 0	HOME	1- 0	0- 1	2- 0				
3- 2	0- 0	0- 0	AWAY	0- 2	0- 0	3- 0				
0- 1	0- 0	0- 0	NEUTRAL	0- 0	0- 0	0- 1				
15- 3	0- 0	1- 2	CONFERENCE	1- 0	2- 1	11- 0				
8- 1	0- 0	1- 0	HOME	1- 0	1- 1	5- 0				
7- 2	0- 0	0- 2	AWAY	0- 0	1- 0	6- 0				
0- 0	0- 0	0- 0	NEUTRAL	0- 0	0- 0	0- 0				

RPI	S	Opponent	Score	RPI	S	Opponent	Score	RPI	S	Opponent	Score	RPI	S	Opponent	Score
12	H	Kentucky	52 68	32	A	UTEP	73 84	51	A	Ohio	49 72	109	H	Virginia	66 70
				35	A	Western Ky.	51 62	68	A	Central Mich.	59 81	135	A	Marshall	79 73
				35	H	Western Ky.	83 75	76	H	Charlotte	72 67	135	H	Marshall	65 54
								92	H	Missouri St.	70 54	144	H	Old Dominion	58 61
												155	A	UAB	77 72
												155	H	UAB	68 40
												159	N	Alabama	46 64
												168	A	Xavier	62 53
												175	A	Fla. Atlantic	83 73
												175	H	Fla. Atlantic	71 65
												177	H	Ole Miss	84 75
												185	H	Southern Miss.	74 44
												203	H	Louisiana Tech	68 57
												223	A	Rice	61 60
												237	A	North Texas	76 52
												264	A	UTSA	74 63
												269	A	Austin Peay	86 55
												279	H	Tennessee Tech	69 53
												302	A	FIU	85 62
												302	H	FIU	77 55
												325	A	Nevada	90 46
LAST 12 Division I GAMES:															
302	H	FIU	77 55	203	H	Louisiana Tech	68 57								
175	H	Fla. Atlantic	71 65	302	A	FIU	85 62								
135	A	Marshall	79 73	175	A	Fla. Atlantic	83 73								
35	A	Western Ky.	51 62	35	H	Western Ky.	83 75								
155	A	UAB	77 72	135	H	Marshall	65 54								
185	H	Southern Miss.	74 44	223	A	Rice	61 60								

Non-Div I Games:

Middle Tenn.

■ Loss, 
 ■ Non-Conf, 
 ■ S Site, 
 ■ H Home 
 ■ A Away 
 N Neutral

Average RPI Win: <b>237</b>	WON-LOST	WINNING	LAST 10	STRENGTH OF	OPP. STRENGTH	TEAM	ADJ.	CONF.	ADJ CONF.
Average RPI Loss: <b>117</b>	RECORD	PCT. RANK	GAMES	SCHEDULE	OF SCHEDULE	RPI	RPI	RPI	RPI
DIV. I ONLY	18- 11	102	7- 3	266	140	149	149	14	14
DIV. I NON-CONF.	6- 5	146	0- 0	346	157	273	273	16	16
TOTALS	RPI 1-25	RPI 26-50	W-L RECORDS	RPI 51-100	RPI 101-150	RPI 150+			
18- 11	0- 2	0- 1	OVERALL	0- 2	4- 4	14- 2			
9- 5	0- 1	0- 0	HOME	0- 1	2- 2	7- 1			
8- 6	0- 1	0- 1	AWAY	0- 1	2- 2	6- 1			
1- 0	0- 0	0- 0	NEUTRAL	0- 0	0- 0	1- 0			
6- 5	0- 0	0- 1	NON-CONFERENCE	0- 2	0- 0	6- 2			
3- 2	0- 0	0- 0	HOME	0- 1	0- 0	3- 1			
2- 3	0- 0	0- 1	AWAY	0- 1	0- 0	2- 1			
1- 0	0- 0	0- 0	NEUTRAL	0- 0	0- 0	1- 0			
12- 6	0- 2	0- 0	CONFERENCE	0- 0	4- 4	8- 0			
6- 3	0- 1	0- 0	HOME	0- 0	2- 2	4- 0			
6- 3	0- 1	0- 0	AWAY	0- 0	2- 2	4- 0			
0- 0	0- 0	0- 0	NEUTRAL	0- 0	0- 0	0- 0			

RPI 1-25				RPI 26-50				RPI 51-100				RPI 101+ Team's RPI: 149			
RPI	S	Opponent	Score	RPI	S	Opponent	Score	RPI	S	Opponent	Score	RPI	S	Opponent	Score
23	A	Green Bay	46 <b>69</b>	26	A	Miami (FL)	38 <b>77</b>	99	A	Northwestern	44 <b>69</b>	103	A	Wright St.	82 60
23	H	Green Bay	42 <b>63</b>					100	H	Marquette	81 <b>101</b>	103	H	Wright St.	68 57
												126	A	Youngstown St.	67 <b>69</b>
												126	H	Youngstown St.	62 <b>70</b>
												142	A	Detroit	76 <b>80</b>
												142	H	Detroit	79 <b>89</b>
												150	A	Northern Ky.	86 60
												150	H	Northern Ky.	78 71
												175	A	Fla. Atlantic	67 <b>71</b>
												202	A	Oakland	98 95
												202	H	Oakland	77 64
												241	A	Valparaiso	70 60
												241	H	Valparaiso	82 60
												250	A	Ill.-Chicago	62 56
												250	H	Ill.-Chicago	54 53
												260	A	Cleveland St.	62 46
												260	H	Cleveland St.	59 58
												262	H	Northern Ill.	73 58
												281	N	La Salle	69 53
												303	H	Denver	49 <b>56</b>
												304	H	UMKC	70 48
												316	H	IPFW	73 60
												340	A	Eastern Ill.	82 71
												345	A	Chicago St.	55 48
LAST 12 Division I GAMES:															
142	A	Detroit	76 <b>80</b>	126	H	Youngstown St.	62 <b>70</b>								
202	A	Oakland	98 95	260	H	Cleveland St.	59 58								
103	H	Wright St.	68 57	23	A	Green Bay	46 <b>69</b>								
150	H	Northern Ky.	78 71	202	H	Oakland	77 64								
250	A	Ill.-Chicago	62 56	142	H	Detroit	79 <b>89</b>								
241	A	Valparaiso	70 60	150	A	Northern Ky.	86 60								

Non-Div I Games:

Milwaukee

■ Loss, 
■ Non-Conf, 
■ S Site, 
■ H Home 
■ A Away 
N Neutral

RPI 1-25				RPI 26-50				RPI 51-100				Team's RPI: 82		RPI 101+			
RPI	S	Opponent	Score	RPI	S	Opponent	Score	RPI	S	Opponent	Score		RPI	S	Opponent	Score	
6	H	Ohio St.	90 88	45	A	Indiana	79 93	52	A	Rutgers	55 66		111	H	Memphis	70 60	
8	A	Maryland	77 110	45	H	Indiana	78 76	52	H	Rutgers	85 72		134	H	Penn St.	98 85	
17	A	Michigan St.	106 114	46	A	Duke	64 84	57	N	Auburn	79 81		164	H	New Mexico	53 72	
								59	H	Iowa	78 76		179	A	Illinois	106 75	
								63	H	Maine	91 64		179	H	Illinois	82 77	
								66	A	Purdue	72 84		187	N	Stetson	72 69	
								79	A	Michigan	76 92		197	A	Wisconsin	84 77	
								79	H	Michigan	86 93		285	H	Towson	105 86	
								91	H	North Dakota	57 47		308	H	Wofford	98 54	
								95	H	Nebraska	110 73		319	A	Kent St.	85 73	
								99	A	Northwestern	112 106		342	H	NJIT	83 50	
								99	H	Northwestern	95 92						
								99	N	Northwestern	74 84						
LAST 12 Division I GAMES:																	
				99	N	Northwestern	74 84	95	H	Nebraska	110 73						
				8	A	Maryland	77 110	99	A	Northwestern	112 106						
				6	H	Ohio St.	90 88	52	H	Rutgers	85 72						
				17	A	Michigan St.	106 114	79	A	Michigan	76 92						
				45	A	Indiana	79 93	179	H	Illinois	82 77						
				59	H	Iowa	78 76	197	A	Wisconsin	84 77						

## Minnesota

Page 187



Average RPI Win: 337				Through Games of March 31, 2010													
WON-LOST		WINNING		LAST 10		STRENGTH OF		OPP. STRENGTH		TEAM		ADJ.		CONF.		ADJ CONF.	
RECORD		PCT. RANK		GAMES		SCHEDULE		OF SCHEDULE		RPI		RPI		RPI		RPI	
DIV. I ONLY		1- 26		348		0- 10		332		326		349		349		31	
DIV. I NON-CONF.		0- 8		338		0- 0		242		39		335		335		31	
TOTALS		RPI 1-25		RPI 26-50		W-L RECORDS		RPI 51-100		RPI 101-150		RPI 150+					
1- 26		0- 1		0- 0		OVERALL		0- 1		0- 1		1- 23					
1- 8		0- 0		0- 0		HOME		0- 0		0- 0		1- 8					
0- 16		0- 1		0- 0		AWAY		0- 1		0- 1		0- 13					
0- 2		0- 0		0- 0		NEUTRAL		0- 0		0- 0		0- 2					
0- 8		0- 1		0- 0		NON-CONFERENCE		0- 1		0- 1		0- 5					
0- 0		0- 0		0- 0		HOME		0- 0		0- 0		0- 0					
0- 7		0- 1		0- 0		AWAY		0- 1		0- 1		0- 4					
0- 1		0- 0		0- 0		NEUTRAL		0- 0		0- 0		0- 1					
1- 18		0- 0		0- 0		CONFERENCE		0- 0		0- 0		1- 18					
1- 8		0- 0		0- 0		HOME		0- 0		0- 0		1- 8					
0- 9		0- 0		0- 0		AWAY		0- 0		0- 0		0- 9					
0- 1		0- 0		0- 0		NEUTRAL		0- 0		0- 0		0- 1					

[illegible]

Non-Div I Games:	Philander Smith	64	53	Blue Mountain	72	67
------------------	-----------------	----	----	---------------	----	----

Mississippi Val.

Loss, Non-Conf, S Site, H Home A Away N Neutral

Average RPI Win:	154	WON-LOST	WINNING	LAST 10	STRENGTH OF	OPP. STRENGTH	TEAM	ADJ.	CONF.	ADJ CONF.
Average RPI Loss:	44	RECORD	PCT. RANK	GAMES	SCHEDULE	OF SCHEDULE	RPI	RPI	RPI	RPI
DIV. I ONLY	21- 9	63	5- 5	69	55	44	44	2	2	
DIV. I NON-CONF.	13- 0	1	0- 0	237	201	32	32	2	2	
TOTALS	RPI 1-25	RPI 26-50	W-L RECORDS	RPI 51-100	RPI 101-150	RPI 150+				
21- 9	2- 4	1- 2	OVERALL	4- 2	4- 1	10- 0				
13- 3	2- 0	0- 2	HOME	1- 1	4- 0	6- 0				
7- 5	0- 2	1- 0	AWAY	3- 0	0- 0	3- 0				
1- 1	0- 0	0- 0	NEUTRAL	0- 1	0- 0	1- 0				
13- 0	0- 0	0- 0	NON-CONFERENCE	3- 0	2- 0	8- 0				
8- 0	0- 0	0- 0	HOME	1- 0	2- 0	5- 0				
4- 0	0- 0	0- 0	AWAY	2- 0	0- 0	2- 0				
1- 0	0- 0	0- 0	NEUTRAL	0- 0	0- 0	1- 0				
8- 9	2- 4	1- 2	CONFERENCE	1- 2	2- 1	2- 0				
5- 3	2- 0	0- 2	HOME	0- 1	2- 0	1- 0				
3- 5	0- 4	1- 0	AWAY	1- 0	0- 1	1- 0				
0- 1	0- 0	0- 0	NEUTRAL	0- 1	0- 0	0- 0				

RPI 1-25				RPI 26-50				Team's RPI: 44		RPI 51-100				RPI 101+			
RPI	S	Opponent	Score	RPI	S	Opponent	Score		RPI	S	Opponent	Score	RPI	S	Opponent	Score	
4	A	South Carolina	58 83	28	H	Tennessee	55 71		53	A	St. Mary's (CA)	95 78	123	H	LSU	52 46	
12	A	Kentucky	59 69	37	A	Georgia	54 48		57	A	Auburn	69 55	140	H	Wake Forest	94 81	
19	A	Texas A&M	77 81	37	H	Georgia	50 65		57	N	Auburn	45 47	141	A	Arkansas	52 64	
24	A	Mississippi St.	42 52						75	H	Vanderbilt	52 56	141	H	Arkansas	69 48	
24	H	Mississippi St.	66 54						76	H	Charlotte	88 71	147	H	SIUE	75 46	
25	H	Florida	79 64						92	A	Missouri St.	71 55	158	N	Northeastern	69 56	
													159	H	Alabama	63 52	
													177	A	Ole Miss	60 46	
													201	A	Colorado	79 75	
													227	H	Southeast Mo. St.	74 32	
													242	H	Loyola Marymount	80 48	
													245	H	Texas St.	82 56	
													287	H	Lamar	91 57	
													291	A	Wichita St.	57 37	
													337	H	Ark.-Pine Bluff	85 34	
LAST 12 Division I GAMES:																	
				57	N	Auburn	45 47		24	A	Mississippi St.	42 52					
				75	H	Vanderbilt	52 56		37	H	Georgia	50 65					
				12	A	Kentucky	59 69		177	A	Ole Miss	60 46					
				57	A	Auburn	69 55		123	H	LSU	52 46					
				141	H	Arkansas	69 48		25	H	Florida	79 64					
				159	H	Alabama	63 52		19	A	Texas A&M	77 81					

Non-Div I Games:

Missouri

Average RPI Win:	221	WON-LOST	WINNING	LAST 10	STRENGTH OF	OPP. STRENGTH	TEAM	ADJ.	CONF.	ADJ CONF.
Average RPI Loss:	71	RECORD	PCT. RANK	GAMES	SCHEDULE	OF SCHEDULE	RPI	RPI	RPI	RPI
DIV. I ONLY	20- 9	69	8- 2	152	162	92	92	21	21	
DIV. I NON-CONF.	6- 5	146	0- 0	25	29	75	75	17	17	
TOTALS	RPI 1-25	RPI 26-50	W-L RECORDS	RPI 51-100	RPI 101-150	RPI 150+				
20- 9	0- 1	0- 2	OVERALL	1- 5	4- 1	15- 0				
9- 4	0- 0	0- 2	HOME	0- 2	2- 0	7- 0				
10- 3	0- 0	0- 0	AWAY	1- 2	2- 1	7- 0				
1- 2	0- 1	0- 0	NEUTRAL	0- 1	0- 0	1- 0				
6- 5	0- 1	0- 2	NON-CONFERENCE	0- 2	3- 0	3- 0				
2- 2	0- 0	0- 2	HOME	0- 0	1- 0	1- 0				
3- 1	0- 0	0- 0	AWAY	0- 1	2- 0	1- 0				
1- 2	0- 1	0- 0	NEUTRAL	0- 1	0- 0	1- 0				
14- 4	0- 0	0- 0	CONFERENCE	1- 3	1- 1	12- 0				
7- 2	0- 0	0- 0	HOME	0- 2	1- 0	6- 0				
7- 2	0- 0	0- 0	AWAY	1- 1	0- 1	6- 0				
0- 0	0- 0	0- 0	NEUTRAL	0- 0	0- 0	0- 0				

RPI 1-25				RPI 26-50				RPI 51-100				Team's RPI: 92	RPI 101+			
RPI	S	Opponent	Score	RPI	S	Opponent	Score	RPI	S	Opponent	Score		RPI	S	Opponent	Score
10	N	Stanford	65 82	31	H	Oklahoma St.	55 74	63	N	Maine	65 69		105	A	Little Rock	64 58
				44	H	Missouri	55 71	67	A	Middle Tenn.	54 70		137	A	Southern Ill.	61 69
								94	A	UNI	78 75		137	H	Southern Ill.	82 77
								94	H	UNI	60 65		139	H	Oral Roberts	72 64
								98	A	Drake	72 95		141	A	Arkansas	69 54
								98	H	Drake	75 82		161	N	Marist	77 45
													173	A	Loyola Chicago	73 62
													173	H	Loyola Chicago	91 81
													177	A	Ole Miss	91 78
													178	H	Eastern Ky.	87 63
													226	A	Indiana St.	59 51
													226	H	Indiana St.	75 41
													291	A	Wichita St.	77 57
													291	H	Wichita St.	74 45
													305	A	Bradley	55 44
													305	H	Bradley	59 56
													315	A	Illinois St.	73 51
													315	H	Illinois St.	70 41
													332	A	Evansville	66 47
													332	H	Evansville	77 70
LAST 12 Division I GAMES:																
				315	H	Illinois St.	70 41					173	H	Loyola Chicago	91 81	
				226	H	Indiana St.	75 41					98	A	Drake	72 95	
				291	H	Wichita St.	74 45					94	A	UNI	78 75	
				332	A	Evansville	66 47					291	A	Wichita St.	77 57	
				137	A	Southern Ill.	61 69					137	H	Southern Ill.	82 77	
				305	H	Bradley	59 56					332	H	Evansville	77 70	

Non-Div I Games: MidAmerica Naz. 88 61

Missouri St.

■ Loss, 
 ■ Non-Conf, 
 ■ S Site, 
 ■ H Home 
 ■ A Away 
 N Neutral

Average RPI Win: <b>250</b>	WON-LOST	WINNING	LAST 10	STRENGTH OF	OPP. STRENGTH	TEAM	ADJ.	CONF.	ADJ CONF.
Average RPI Loss: <b>183</b>	RECORD	PCT. RANK	GAMES	SCHEDULE	OF SCHEDULE	RPI	RPI	RPI	RPI
DIV. I ONLY	<b>14- 17</b>	<b>199</b>	<b>7- 3</b>	<b>274</b>	<b>260</b>	<b>244</b>	<b>244</b>	<b>23</b>	<b>23</b>
DIV. I NON-CONF.	<b>2- 7</b>	<b>280</b>	<b>0- 0</b>	<b>306</b>	<b>312</b>	<b>323</b>	<b>323</b>	<b>22</b>	<b>22</b>
TOTALS	RPI 1-25	RPI 26-50	W-L RECORDS	RPI 51-100	RPI 101-150	RPI 150+			
14- 17	0- 0	0- 1	OVERALL	1- 3	0- 2	13- 11			
8- 6	0- 0	0- 0	HOME	1- 1	0- 1	7- 4			
5- 10	0- 0	0- 1	AWAY	0- 1	0- 1	5- 7			
1- 1	0- 0	0- 0	NEUTRAL	0- 1	0- 0	1- 0			
2- 7	0- 0	0- 1	NON-CONFERENCE	0- 1	0- 0	2- 5			
1- 3	0- 0	0- 0	HOME	0- 1	0- 0	1- 2			
1- 4	0- 0	0- 1	AWAY	0- 0	0- 0	1- 3			
0- 0	0- 0	0- 0	NEUTRAL	0- 0	0- 0	0- 0			
12- 10	0- 0	0- 0	CONFERENCE	1- 2	0- 2	11- 6			
7- 3	0- 0	0- 0	HOME	1- 0	0- 1	6- 2			
4- 6	0- 0	0- 0	AWAY	0- 1	0- 1	4- 4			
1- 1	0- 0	0- 0	NEUTRAL	0- 1	0- 0	1- 0			

RPI S	Opponent	Score	RPI S	Opponent	Score	RPI S	Opponent	Score	RPI S	Opponent	Score	Team's RPI: 244
38	A Princeton	70 <b>81</b>	80	H Eastern Mich.	68 <b>78</b>	102	A Iona	56 <b>68</b>				
			87	A Quinnipiac	58 <b>85</b>	102	H Iona	49 <b>64</b>				
			87	H Quinnipiac	63 60	161	A Marist	55 <b>78</b>				
			87	N Quinnipiac	59 <b>66</b>	161	H Marist	60 52				
						194	H Robert Morris	47 <b>60</b>				
						196	A Fairfield	70 <b>80</b>				
						196	H Fairfield	60 <b>68</b>				
						196	N Fairfield	64 46				
						217	A Lehigh	88 <b>95</b>				
						225	A Canisius	81 71				
						225	H Canisius	79 75				
						229	A Siena	54 <b>64</b>				
						229	H Siena	63 <b>69</b>				
						247	A Manhattan	57 56				
						247	H Manhattan	72 62				
						265	A Providence	59 <b>71</b>				
						281	H La Salle	50 <b>65</b>				
						284	A Rider	87 75				
						284	H Rider	76 61				
						290	A Niagara	68 55				
						290	H Niagara	83 60				
						293	A Colgate	86 80				
						314	A Fairleigh Dickinson	75 <b>81</b>				
						335	H St. Francis Brooklyn	63 54				
						338	A Saint Peter's	62 <b>67</b>				
						338	H Saint Peter's	71 52				
LAST 12 Division I GAMES:												
			87	N Quinnipiac	59 <b>66</b>	196	A Fairfield	70 <b>80</b>				
			196	N Fairfield	64 46	247	A Manhattan	57 56				
			338	H Saint Peter's	71 52	225	H Canisius	79 75				
			284	H Rider	76 61	102	A Iona	56 <b>68</b>				
			225	A Canisius	81 71	247	H Manhattan	72 62				
			290	A Niagara	68 55	196	H Fairfield	60 <b>68</b>				

Non-Div I Games:

Monmouth



Montana

Through Games Of March 9, 2016

Average RPI Win:	242	WON-LOST	WINNING	LAST 10	STRENGTH OF	OPP. STRENGTH	TEAM	ADJ.	CONF.	ADJ CONF.
Average RPI Loss:	154	RECORD	PCT. RANK	GAMES	SCHEDULE	OF SCHEDULE	RPI	RPI	RPI	RPI
DIV. I ONLY	19- 11	94	8- 2	319	194	170	170	19	19	
DIV. I NON-CONF.	6- 4	125	0- 0	286	247	209	209	23	23	
TOTALS	RPI 1-25	RPI 26-50	W-L RECORDS	RPI 51-100	RPI 101-150	RPI 150+				
19- 11	0- 0	0- 1	OVERALL	1- 3	0- 1	18- 6				
13- 2	0- 0	0- 0	HOME	0- 1	0- 0	13- 1				
4- 8	0- 0	0- 1	AWAY	0- 1	0- 1	4- 5				
2- 1	0- 0	0- 0	NEUTRAL	1- 1	0- 0	1- 0				
6- 4	0- 0	0- 1	NON-CONFERENCE	1- 0	0- 0	5- 3				
5- 1	0- 0	0- 0	HOME	0- 0	0- 0	5- 1				
0- 3	0- 0	0- 1	AWAY	0- 0	0- 0	0- 2				
1- 0	0- 0	0- 0	NEUTRAL	1- 0	0- 0	0- 0				
13- 7	0- 0	0- 0	CONFERENCE	0- 3	0- 1	13- 3				
8- 1	0- 0	0- 0	HOME	0- 1	0- 0	8- 0				
4- 5	0- 0	0- 0	AWAY	0- 1	0- 1	4- 3				
1- 1	0- 0	0- 0	NEUTRAL	0- 1	0- 0	1- 0				

RPI S	Opponent	Score	RPI S	Opponent	Score	RPI S	Opponent	Score	RPI S	Opponent	Score	Team's RPI: 170
43	A Colorado St.	43 75	81	N Drexel	58 50	131	A Idaho	61 78	160	A Montana St.	52 61	
			91	A North Dakota	61 73	160	H Montana St.	70 66	169	A Eastern Wash.	65 67	
			91	H North Dakota	59 61	171	A Sacramento St.	75 83	171	H Sacramento St.	90 83	
			91	N North Dakota	62 65	172	H Idaho St.	62 47	175	H Fla. Atlantic	83 69	
						176	H Pacific	64 54	182	A Northern Colo.	72 66	
						182	H Northern Colo.	58 46	189	H Weber St.	84 75	
						217	A Lehigh	53 80	230	H Utah St.	86 70	
						258	A Wyoming	61 68	273	H Seattle	44 58	
						292	H Portland	90 67	310	A Northern Ariz.	61 57	
						310	H Northern Ariz.	81 58	310	N Northern Ariz.	78 63	
						321	A Portland St.	79 58	321	H Portland St.	76 57	
						334	A Southern Utah	81 50	334	H Southern Utah	66 60	
						339	H Cal St. Fullerton	86 51				
LAST 12 Division I GAMES:												
	91	N North Dakota	62	65	160	H Montana St.	70	66				
	310	N Northern Ariz.	78	63	310	A Northern Ariz.	61	57				
	182	A Northern Colo.	72	66	334	A Southern Utah	81	50				
	91	A North Dakota	61	73	321	H Portland St.	76	57				
	189	H Weber St.	84	75	171	H Sacramento St.	90	83				
	172	H Idaho St.	62	47	160	A Montana St.	52	61				

Non-Div I Games: Mont. St.-Northern 80 32

Montana

Loss, Non-Conf, S Site, H Home A Away N Neutral

Average RPI Win:	251	WON-LOST	WINNING	LAST 10	STRENGTH OF	OPP. STRENGTH	TEAM	ADJ.	CONF.	ADJ CONF.
Average RPI Loss:	158	RECORD	PCT. RANK	GAMES	SCHEDULE	OF SCHEDULE	RPI	RPI	RPI	RPI
DIV. I ONLY	19- 9	74	6- 4	343	201	160	160	19	19	
DIV. I NON-CONF.	5- 4	138	0- 0	348	233	264	264	23	23	
TOTALS	RPI 1-25	RPI 26-50	W-L RECORDS	RPI 51-100	RPI 101-150	RPI 150+				
19- 9	0- 0	0- 0	OVERALL	1- 2	1- 1	17- 6				
11- 1	0- 0	0- 0	HOME	1- 1	0- 0	10- 0				
7- 7	0- 0	0- 0	AWAY	0- 1	1- 1	6- 5				
1- 1	0- 0	0- 0	NEUTRAL	0- 0	0- 0	1- 1				
5- 4	0- 0	0- 0	NON-CONFERENCE	0- 1	0- 1	5- 2				
2- 1	0- 0	0- 0	HOME	0- 1	0- 0	2- 0				
2- 3	0- 0	0- 0	AWAY	0- 0	0- 1	2- 2				
1- 0	0- 0	0- 0	NEUTRAL	0- 0	0- 0	1- 0				
14- 5	0- 0	0- 0	CONFERENCE	1- 1	1- 0	12- 4				
9- 0	0- 0	0- 0	HOME	1- 0	0- 0	8- 0				
5- 4	0- 0	0- 0	AWAY	0- 1	1- 0	4- 3				
0- 1	0- 0	0- 0	NEUTRAL	0- 0	0- 0	0- 1				

RPI S	Opponent	Score	RPI S	Opponent	Score	RPI S	Opponent	Score	RPI S	Opponent	Score	Team's RPI: 160
						83	H San Diego	49 62	115	A Gonzaga	52 65	
						91	A North Dakota	76 77	131	A Idaho	62 59	
						91	H North Dakota	69 61	169	A Eastern Wash.	69 81	
									170	A Montana	66 70	
									170	H Montana	61 52	
									171	A Sacramento St.	80 79	
									171	H Sacramento St.	116 99	
									172	H Idaho St.	82 80	
									172 N	Idaho St.	50 52	
									182	A Northern Colo.	73 80	
									182	H Northern Colo.	66 58	
									186	A Cal Poly	57 66	
									189	H Weber St.	92 71	
									258	A Wyoming	69 75	
									273	A Seattle	80 51	
									292	H Portland	86 57	
									310	A Northern Ariz.	83 72	
									310	H Northern Ariz.	86 77	
									321	A Portland St.	106 59	
									321	H Portland St.	74 64	
									325	A Nevada	66 53	
									332 N	Evansville	81 55	
									334	A Southern Utah	87 66	
									334	H Southern Utah	86 59	
									339	H Cal St. Fullerton	89 66	
LAST 12 Division I GAMES:												
			172 N	Idaho St.	50 52	334	A	Southern Utah	87 66			
			91	A North Dakota	76 77	310	A	Northern Ariz.	83 72			
			182	A Northern Colo.	73 80	171	H	Sacramento St.	116 99			
			172	H Idaho St.	82 80	321	H	Portland St.	74 64			
			189	H Weber St.	92 71	170	H	Montana	61 52			
			170	A Montana	66 70	131	A	Idaho	62 59			

Non-Div I Games: Montana Western 74 36 Carroll (MT) 74 34

Montana St.

Loss, Non-Conf, S Site, H Home A Away N Neutral

Average RPI Win:	307	WON-LOST	WINNING	LAST 10	STRENGTH OF	OPP. STRENGTH	TEAM	ADJ.	CONF.	ADJ CONF.
Average RPI Loss:	186	RECORD	PCT. RANK	GAMES	SCHEDULE	OF SCHEDULE	RPI	RPI	RPI	RPI
DIV. I ONLY	8- 20	285	3- 7	311	277	309	309	24	24	
DIV. I NON-CONF.	4- 8	234	0- 0	297	310	274	274	24	24	
TOTALS	RPI 1-25	RPI 26-50	W-L RECORDS	RPI 51-100	RPI 101-150	RPI 150+				
8- 20	0- 2	0- 0	OVERALL	0- 2	0- 4	8- 12				
4- 8	0- 0	0- 0	HOME	0- 1	0- 2	4- 5				
4- 12	0- 0	0- 0	AWAY	0- 0	0- 0	4- 0				
0- 0	0- 0	0- 0	NEUTRAL	0- 0	0- 0	0- 0				
4- 8	0- 2	0- 0	NON-CONFERENCE	0- 0	0- 2	4- 4				
2- 2	0- 0	0- 0	HOME	0- 0	0- 1	2- 1				
2- 6	0- 2	0- 0	AWAY	0- 0	0- 1	2- 3				
0- 0	0- 0	0- 0	NEUTRAL	0- 0	0- 0	0- 0				
4- 12	0- 0	0- 0	CONFERENCE	0- 2	0- 2	4- 8				
2- 6	0- 0	0- 0	HOME	0- 1	0- 1	2- 4				
2- 6	0- 0	0- 0	AWAY	0- 1	0- 1	2- 4				
0- 0	0- 0	0- 0	NEUTRAL	0- 0	0- 0	0- 0				

RPI 1-25				RPI 26-50				RPI 51-100				RPI 101+ Team's RPI: 309			
RPI	S	Opponent	Score	RPI	S	Opponent	Score	RPI	S	Opponent	Score	RPI	S	Opponent	Score
12	A	Kentucky	57 112					78	A	Belmont	71 99	104	H	UT Martin	67 85
22	A	West Virginia	56 94					78	H	Belmont	74 89	135	H	Marshall	101 104
												137	A	Southern Ill.	69 102
												147	A	SIUE	81 90
												178	A	Eastern Ky.	93 100
												178	H	Eastern Ky.	77 89
												213	H	USC Upstate	72 86
												227	H	Southeast Mo. St.	79 89
												256	A	Tennessee St.	76 78
												256	H	Tennessee St.	60 68
												261	A	Murray St.	79 83
												266	A	UC Santa Barbara	78 93
												269	H	Austin Peay	75 96
												271	A	Georgia St.	99 90
												279	A	Tennessee Tech	69 77
												279	H	Tennessee Tech	75 71
												282	A	Miami (OH)	57 59
												288	H	Kennesaw St.	83 77
												298	A	Jacksonville St.	70 66
												298	H	Jacksonville St.	67 63
												333	A	Lipscomb	92 77
												340	A	Eastern Ill.	85 77
												345	A	Chicago St.	71 75
												346	H	Alabama A&M	112 69
LAST 12 Division I GAMES:															
298	A	Jacksonville St.	70 66	78	A	Belmont	71 99								
256	H	Tennessee St.	60 68	178	A	Eastern Ky.	93 100								
178	H	Eastern Ky.	77 89	279	H	Tennessee Tech	75 71								
279	A	Tennessee Tech	69 77	298	H	Jacksonville St.	67 63								
78	H	Belmont	74 89	269	H	Austin Peay	75 96								
256	A	Tennessee St.	76 78	340	A	Eastern Ill.	85 77								

Non-Div I Games: Ky. Christian 121 91 Mt. St. Joseph 117 53

Morehead St.

■ Loss, 
 ■ Non-Conf, 
 ■ S Site, 
 ■ Home 
 ■ A Away 
 N Neutral

Average RPI Win:	295	WON-LOST	WINNING	LAST 10	STRENGTH OF	OPP. STRENGTH	TEAM	ADJ.	CONF.	ADJ CONF.
Average RPI Loss:	180	RECORD	PCT. RANK	GAMES	SCHEDULE	OF SCHEDULE	RPI	RPI	RPI	RPI
DIV. I ONLY	12- 16	216	6- 4	254	338	253	253	32	32	
DIV. I NON-CONF.	1- 10	330	0- 0	21	305	247	247	30	30	
TOTALS	RPI 1-25	RPI 26-50	W-L RECORDS	RPI 51-100	RPI 101-150	RPI 150+				
12- 16	0- 1	0- 2	OVERALL	1- 0	0- 1	11- 12				
6- 5	0- 0	0- 0	HOME	1- 0	0- 0	5- 5				
5- 9	0- 0	0- 0	AWAY	0- 0	0- 0	5- 1				
1- 2	0- 0	0- 1	NEUTRAL	0- 0	0- 0	1- 1				
1- 10	0- 1	0- 2	NON-CONFERENCE	1- 0	0- 1	0- 6				
1- 2	0- 0	0- 0	HOME	1- 0	0- 0	0- 2				
0- 6	0- 1	0- 1	AWAY	0- 0	0- 1	0- 3				
0- 2	0- 0	0- 1	NEUTRAL	0- 0	0- 0	0- 1				
11- 6	0- 0	0- 0	CONFERENCE	0- 0	0- 0	11- 6				
5- 3	0- 0	0- 0	HOME	0- 0	0- 0	5- 3				
5- 3	0- 0	0- 0	AWAY	0- 0	0- 0	5- 3				
1- 0	0- 0	0- 0	NEUTRAL	0- 0	0- 0	1- 0				

RPI 1-25			RPI 26-50			RPI 51-100			RPI 101+ Team's RPI: 253		
RPI	S	Opponent	Score	RPI	S	Opponent	Score	RPI	S	Opponent	Score
13	A	Syracuse	61 90	34	A	James Madison	31 92	90	H	Bucknell	64 50
				43	N	Colorado St.	36 54				
LAST 12 Division I GAMES:											
348	N	N.C. Central	52 42	347	A	Norfolk St.	59 56	347	A	Norfolk St.	59 56
280	H	UMES	42 50	288	A	South Carolina St.	62 56	347	H	Norfolk St.	67 58
243	A	Coppin St.	38 82	299	A	Savannah St.	66 60	348	H	N.C. Central	66 55
211	H	N.C. A&T	55 65	243	H	Coppin St.	72 51	348	N	N.C. Central	52 42
348	H	N.C. Central	66 55	328	H	Howard	78 66				
204	A	Hampton	47 60	252	A	Bethune-Cookman	48 63				

Non-Div I Games: Washington Adventis74 36

Morgan St.

■ Loss, 
 ■ Non-Conf, 
 ■ S Site, 
 ■ H Home 
 ■ A Away 
 N Neutral

## Mt. St. Mary's

Through Games Of March 9, 2016

Average RPI Win:	314	WON-LOST	WINNING	LAST 10	STRENGTH OF	OPP. STRENGTH	TEAM	ADJ.	CONF.	ADJ CONF.
Average RPI Loss:	230	RECORD	PCT. RANK	GAMES	SCHEDULE	OF SCHEDULE	RPI	RPI	RPI	RPI
DIV. I ONLY	9- 21	276	4- 6	323	349	317	317	30	30	
DIV. I NON-CONF.	2- 9	296	0- 0	281	342	320	320	32	32	
TOTALS	RPI 1-25	RPI 26-50	W-L RECORDS	RPI 51-100	RPI 101-150	RPI 150+				
9- 21	0- 0	0- 0	OVERALL	0- 1	0- 2	9- 18				
4- 9	0- 0	0- 0	HOME	0- 0	0- 0	4- 9				
5- 12	0- 0	0- 0	AWAY	0- 0	0- 0	5- 4				
0- 0	0- 0	0- 0	NEUTRAL	0- 0	0- 0	0- 0				
2- 9	0- 0	0- 0	NON-CONFERENCE	0- 1	0- 2	2- 6				
0- 4	0- 0	0- 0	HOME	0- 0	0- 0	0- 4				
2- 5	0- 0	0- 0	AWAY	0- 1	0- 2	2- 2				
0- 0	0- 0	0- 0	NEUTRAL	0- 0	0- 0	0- 0				
7- 12	0- 0	0- 0	CONFERENCE	0- 0	0- 0	7- 12				
4- 5	0- 0	0- 0	HOME	0- 0	0- 0	4- 5				
3- 7	0- 0	0- 0	AWAY	0- 0	0- 0	3- 7				
0- 0	0- 0	0- 0	NEUTRAL	0- 0	0- 0	0- 0				

RPI 1-25			RPI 26-50			RPI 51-100			RPI 101+			Team's RPI: 317
RPI	S	Opponent	Score	RPI	S	Opponent	Score	RPI	S	Opponent	Score	
						90 A Bucknell	45 71	122 A Virginia Tech		42 59		
								129 A Pittsburgh		57 74		
								190 A Sacred Heart		47 66		
								190 A Sacred Heart		58 61		
								190 H Sacred Heart		52 60		
								194 A Robert Morris		56 61		
								194 H Robert Morris		67 74		
								215 H William & Mary		74 76		
								222 H Loyola Maryland		63 65		
								235 A Bryant		52 86		
								235 H Bryant		59 70		
								243 A Coppin St.		55 66		
								263 A Saint Francis (PA)		57 87		
								263 H Saint Francis (PA)		64 73		
								268 A Campbell		53 62		
								276 A Central Conn. St.		59 55		
								276 H Central Conn. St.		54 48		
								280 A UMES		57 50		
								290 H Niagara		51 53		
								314 A Fairleigh Dickinson		53 66		
								314 H Fairleigh Dickinson		71 55		
								323 A Delaware St.		54 41		
								324 A LIU Brooklyn		50 53		
								324 H LIU Brooklyn		51 61		
								328 H Howard		49 62		
								335 A St. Francis Brooklyn		57 40		
LAST 12 Division I GAMES:												
190 A		Sacred Heart	47 66	263 H		Saint Francis (PA)	64 73					
190 H		Sacred Heart	52 60	344 A		Wagner	59 50					
335 A		St. Francis Brooklyn	57 40	324 A		LIU Brooklyn	50 53					
276 A		Central Conn. St.	59 55	194 H		Robert Morris	67 74					
235 A		Bryant	52 86	344 H		Wagner	64 55					
314 H		Fairleigh Dickinson	71 55	190 A		Sacred Heart	58 61					

Non-Div I Games:

Mt. St. Mary's

■ Loss, 
 ■ Non-Conf, 
 ■ S Site, 
 ■ H Home 
 ■ A Away 
 N Neutral

M  
t  
.  
S  
t  
.  
M  
a  
r  
y  
'  
s

Mt. St. Mary's  
RPI S Opponent Score

Through Games Of March 9, 2016

RPI	S	Opponent	Score	
335	H	St. Francis Brooklyn	66	56
344	A	Wagner	59	50
344	H	Wagner	64	55

M  
t  
.  
S  
t  
.  
M  
a  
r  
y  
'  
s

Mt. St. Mary's

Average RPI Win:	269	WON-LOST	WINNING	LAST 10	STRENGTH OF	OPP. STRENGTH	TEAM	ADJ.	CONF.	ADJ CONF.
Average RPI Loss:	175	RECORD	PCT. RANK	GAMES	SCHEDULE	OF SCHEDULE	RPI	RPI	RPI	RPI
DIV. I ONLY	10- 17	246	5- 5	253	298	261	261	24	24	
DIV. I NON-CONF.	2- 7	280	0- 0	214	336	257	257	24	24	
TOTALS	RPI 1-25	RPI 26-50	W-L RECORDS	RPI 51-100	RPI 101-150	RPI 150+				
10- 17	0- 1	0- 0	OVERALL	0- 3	2- 5	8- 8				
5- 5	0- 0	0- 0	HOME	0- 1	0- 3	5- 1				
4- 11	0- 1	0- 0	AWAY	0- 2	1- 2	3- 6				
1- 1	0- 0	0- 0	NEUTRAL	0- 0	1- 0	0- 1				
2- 7	0- 1	0- 0	NON-CONFERENCE	0- 2	0- 2	2- 2				
0- 2	0- 0	0- 0	HOME	0- 1	0- 1	0- 0				
2- 5	0- 1	0- 0	AWAY	0- 1	0- 1	2- 2				
0- 0	0- 0	0- 0	NEUTRAL	0- 0	0- 0	0- 0				
8- 10	0- 0	0- 0	CONFERENCE	0- 1	2- 3	6- 6				
5- 3	0- 0	0- 0	HOME	0- 0	0- 2	5- 1				
2- 6	0- 0	0- 0	AWAY	0- 1	1- 1	1- 4				
1- 1	0- 0	0- 0	NEUTRAL	0- 0	1- 0	0- 1				

RPI 1-25				RPI 26-50				RPI 51-100				RPI 101+ Team's RPI: 261			
RPI	S	Opponent	Score	RPI	S	Opponent	Score	RPI	S	Opponent	Score	RPI	S	Opponent	Score
15	A	Florida St.	59 101					78	A	Belmont	61 87	104	A	UT Martin	62 92
								96	A	Central Ark.	40 50	104	H	UT Martin	49 70
								96	H	Central Ark.	51 61	104	N	UT Martin	78 76
												137	H	Southern Ill.	57 70
												143	A	Jacksonville	54 79
												147	A	SIUE	79 76
												147	H	SIUE	61 64
												178	A	Eastern Ky.	60 72
												178	N	Eastern Ky.	52 63
												227	A	Southeast Mo. St.	59 96
												227	H	Southeast Mo. St.	80 61
												256	A	Tennessee St.	58 69
												269	A	Austin Peay	72 81
												269	H	Austin Peay	75 72
												279	H	Tennessee Tech	56 50
												298	H	Jacksonville St.	71 74
												309	H	Morehead St.	83 79
												315	A	Illinois St.	76 81
												332	A	Evansville	73 54
												333	A	Lipscomb	85 93
												340	A	Eastern Ill.	74 71
												340	H	Eastern Ill.	66 56
												346	A	Alabama A&M	76 59
LAST 12 Division I GAMES:															
				178	N	Eastern Ky.	52 63	147	A	SIUE	79 76				
				104	N	UT Martin	78 76	269	H	Austin Peay	75 72				
				104	H	UT Martin	49 70	227	A	Southeast Mo. St.	59 96				
				269	A	Austin Peay	72 81	104	A	UT Martin	62 92				
				340	A	Eastern Ill.	74 71	340	H	Eastern Ill.	66 56				
				227	H	Southeast Mo. St.	80 61	147	H	SIUE	61 64				

Non-Div I Games: Blue Mountain 89 64 Oakland City 91 75

Murray St.

Loss, Non-Conf, S Site, H Home A Away N Neutral

Average RPI Win:	309	WON-LOST	WINNING	LAST 10	STRENGTH OF	OPP. STRENGTH	TEAM	ADJ.	CONF.	ADJ CONF.
Average RPI Loss:	175	RECORD	PCT. RANK	GAMES	SCHEDULE	OF SCHEDULE	RPI	RPI	RPI	RPI
DIV. I ONLY	15- 11	134	9- 1	302	339	211	211	32	32	
DIV. I NON-CONF.	2- 7	280	0- 0	147	176	251	251	30	30	
TOTALS	RPI 1-25	RPI 26-50	W-L RECORDS	RPI 51-100	RPI 101-150	RPI 150+				
15- 11	0- 2	0- 0	OVERALL	0- 2	0- 0	15- 7				
6- 4	0- 0	0- 0	HOME	0- 2	0- 0	6- 2				
6- 6	0- 1	0- 0	AWAY	0- 0	0- 0	6- 5				
3- 1	0- 1	0- 0	NEUTRAL	0- 0	0- 0	3- 0				
2- 7	0- 2	0- 0	NON-CONFERENCE	0- 2	0- 0	2- 3				
0- 2	0- 0	0- 0	HOME	0- 2	0- 0	0- 0				
0- 4	0- 1	0- 0	AWAY	0- 0	0- 0	0- 3				
2- 1	0- 1	0- 0	NEUTRAL	0- 0	0- 0	2- 0				
13- 4	0- 0	0- 0	CONFERENCE	0- 0	0- 0	13- 4				
6- 2	0- 0	0- 0	HOME	0- 0	0- 0	6- 2				
6- 2	0- 0	0- 0	AWAY	0- 0	0- 0	6- 2				
1- 0	0- 0	0- 0	NEUTRAL	0- 0	0- 0	1- 0				

RPI 1-25				RPI 26-50				RPI 51-100				RPI 101+ Team's RPI: 211			
RPI	S	Opponent	Score	RPI	S	Opponent	Score	RPI	S	Opponent	Score	RPI	S	Opponent	Score
6	A	Ohio St.	56 89					62	H	FGCU	36 60	204	H	Hampton	52 55
18	N	Duquesne	67 81					72	H	VCU	49 64	233	A	Navy	48 52
												243	A	Coppin St.	59 65
												252	A	Bethune-Cookman	41 65
												252	H	Bethune-Cookman	68 55
												253	A	Morgan St.	65 55
												268	A	Campbell	55 56
												280	H	UMES	50 56
												288	A	South Carolina St.	57 54
												291	A	Wichita St.	53 55
												296	A	Florida A&M	70 66
												296	H	Florida A&M	80 51
												296	N	Florida A&M	67 50
												299	A	Savannah St.	69 59
												299	H	Savannah St.	60 31
												322	N	North Dakota St.	72 64
												323	A	Delaware St.	84 64
												328	H	Howard	88 70
												334	N	Southern Utah	78 65
												347	H	Norfolk St.	64 53
												348	A	N.C. Central	76 54
												348	H	N.C. Central	60 48
LAST 12 Division I GAMES:															
296	N	Florida A&M	67 50	296	H	Florida A&M	80 51								
348	H	N.C. Central	60 48	348	A	N.C. Central	76 54								
252	A	Bethune-Cookman	41 65	299	H	Savannah St.	60 31								
296	A	Florida A&M	70 66	323	A	Delaware St.	84 64								
253	A	Morgan St.	65 55	243	A	Coppin St.	59 65								
252	H	Bethune-Cookman	68 55	347	H	Norfolk St.	64 53								

Non-Div I Games: Pfeiffer 74 55 North Greenville 64 37

N.C. A&amp;T

Loss, Non-Conf, S Site, H Home A Away N Neutral



N.C. Central

Through Games Of March 9, 2016

Average RPI Win:	285	WON-LOST	WINNING	LAST 10	STRENGTH OF	OPP. STRENGTH	TEAM	ADJ.	CONF.	ADJ CONF.
Average RPI Loss:	253	RECORD	PCT. RANK	GAMES	SCHEDULE	OF SCHEDULE	RPI	RPI	RPI	RPI
DIV. I ONLY	4- 23	326	1- 8	342	343	348	348	32	32	
DIV. I NON-CONF.	1- 9	325	0- 0	323	325	348	348	30	30	
TOTALS	RPI 1-25	RPI 26-50	W-L RECORDS	RPI 51-100	RPI 101-150	RPI 150+				
4- 23	0- 0	0- 0	OVERALL	0- 2	0- 0	4- 21				
4- 6	0- 0	0- 0	HOME	0- 0	0- 0	4- 6				
0- 16	0- 0	0- 0	AWAY	0- 2	0- 0	0- 14				
0- 1	0- 0	0- 0	NEUTRAL	0- 0	0- 0	0- 1				
1- 9	0- 0	0- 0	NON-CONFERENCE	0- 2	0- 0	1- 7				
1- 1	0- 0	0- 0	HOME	0- 0	0- 0	1- 1				
0- 8	0- 0	0- 0	AWAY	0- 2	0- 0	0- 6				
0- 0	0- 0	0- 0	NEUTRAL	0- 0	0- 0	0- 0				
3- 14	0- 0	0- 0	CONFERENCE	0- 0	0- 0	3- 14				
3- 5	0- 0	0- 0	HOME	0- 0	0- 0	3- 5				
0- 8	0- 0	0- 0	AWAY	0- 0	0- 0	0- 8				
0- 1	0- 0	0- 0	NEUTRAL	0- 0	0- 0	0- 1				

RPI S	Opponent	Score	RPI S	Opponent	Score	RPI S	Opponent	Score	RPI S	Opponent	Score	Team's RPI: 348
						76	A Charlotte	52 67	204	H Hampton	42 76	
						95	A Nebraska	47 88	208	A Presbyterian	50 60	
									211	A N.C. A&T	48 60	
									211	H N.C. A&T	54 76	
									213	A USC Upstate	46 68	
									215	H Furman	66 61	
									243	A Coppin St.	46 63	
									252	A Bethune-Cookman	50 62	
									252	H Bethune-Cookman	46 63	
									253	A Morgan St.	55 66	
									253	N Morgan St.	42 52	
									268	H Campbell	48 57	
									280	H UMES	49 46	
									288	A South Carolina St.	51 58	
									296	A Florida A&M	45 55	
									296	H Florida A&M	54 69	
									299	A Savannah St.	39 57	
									299	H Savannah St.	65 61	
									308	A Wofford	37 60	
									311	A Longwood	49 60	
									312	A UNCG	56 103	
									323	A Delaware St.	56 66	
									326	A Winthrop	39 62	
									328	H Howard	61 68	
									347	H Norfolk St.	63 62	
LAST 12 Division I GAMES:												
			253	N Morgan St.	42 52		296	H Florida A&M	54 69			
			211	A N.C. A&T	48 60		252	H Bethune-Cookman	46 63			
			299	H Savannah St.	65 61		211	H N.C. A&T	54 76			
			252	A Bethune-Cookman	50 62		296	A Florida A&M	45 55			
			253	A Morgan St.	55 66		323	A Delaware St.	56 66			
			243	A Coppin St.	46 63		204	H Hampton	42 76			

Non-Div I Games: Johnson & Wales (NC68 58

N.C. Central

Loss, Non-Conf, S Site, H Home A Away N Neutral

NJIT										
Average RPI Win:	329	WON-LOST	WINNING	LAST 10	STRENGTH OF	OPP. STRENGTH	TEAM	ADJ.	CONF.	ADJ CONF.
Average RPI Loss:	203	RECORD	PCT. RANK	GAMES	SCHEDULE	OF SCHEDULE	RPI	RPI	RPI	RPI
DIV. I ONLY	2- 26	345	1- 9	249	316	342	342	29	29	
DIV. I NON-CONF.	1- 12	337	0- 0	270	329	338	338	28	28	
TOTALS	RPI 1-25	RPI 26-50	W-L RECORDS	RPI 51-100	RPI 101-150	RPI 150+				
2- 26	0- 0	0- 0	OVERALL	0- 5	0- 4	2- 17				
1- 12	0- 0	0- 0	HOME	0- 2	0- 1	1- 9				
1- 14	0- 0	0- 0	AWAY	0- 3	0- 3	1- 8				
0- 0	0- 0	0- 0	NEUTRAL	0- 0	0- 0	0- 0				
1- 12	0- 0	0- 0	NON-CONFERENCE	0- 2	0- 2	1- 8				
0- 6	0- 0	0- 0	HOME	0- 1	0- 0	0- 5				
1- 6	0- 0	0- 0	AWAY	0- 1	0- 2	1- 3				
0- 0	0- 0	0- 0	NEUTRAL	0- 0	0- 0	0- 0				
1- 14	0- 0	0- 0	CONFERENCE	0- 3	0- 2	1- 9				
1- 6	0- 0	0- 0	HOME	0- 1	0- 1	1- 4				
0- 8	0- 0	0- 0	AWAY	0- 2	0- 1	0- 5				
0- 0	0- 0	0- 0	NEUTRAL	0- 0	0- 0	0- 0				

RPI 1-25				RPI 26-50				RPI 51-100				RPI 101+				Team's RPI: 342		
RPI	S	Opponent	Score	RPI	S	Opponent	Score	RPI	S	Opponent	Score	RPI	S	Opponent	Score			
								62	A	FGCU	37	70	109	A	Virginia	54	81	
								62	A	FGCU	31	60	135	A	Marshall	50	63	
								62	H	FGCU	32	53	143	A	Jacksonville	37	68	
								70	H	Army West Point	35	71	143	H	Jacksonville	36	65	
								82	A	Minnesota	50	83	187	A	Stetson	55	60	
													187	H	Stetson	56	74	
													207	H	Brown	49	74	
													213	A	USC Upstate	47	67	
													213	H	USC Upstate	41	58	
													214	H	Dartmouth	39	46	
													217	H	Lehigh	47	75	
													219	A	Binghamton	50	54	
													249	A	Columbia	52	72	
													278	H	Vermont	46	54	
													288	A	Kennesaw St.	48	64	
													288	H	Kennesaw St.	77	82	
													322	H	North Dakota St.	59	64	
													324	A	LIU Brooklyn	53	44	
													327	A	North Florida	49	72	
													327	H	North Florida	51	68	
LAST 12 Division I GAMES:																		
				62	A	FGCU	31	60	333	A	Lipscomb	49	63	333	H	Lipscomb	61	51
				213	A	USC Upstate	47	67	288	H	Kennesaw St.	77	82	344	A	Wagner	53	76
				327	A	North Florida	49	72	333	H	Lipscomb	61	51					
				143	A	Jacksonville	37	68	288	A	Kennesaw St.	48	64					
				187	H	Stetson	56	74	143	H	Jacksonville	36	65					
				62	H	FGCU	32	53	327	H	North Florida	51	68					

Non-Div I Games: St. Joseph (VT) 71 50 St. Joseph's (Brklr) 78 41

NJIT

Loss, Non-Conf, S Site, H Home A Away N Neutral

Average RPI Win: <b>269</b>	WON-LOST	WINNING	LAST 10	STRENGTH OF	OPP. STRENGTH	TEAM	ADJ.	CONF.	ADJ CONF.
Average RPI Loss: <b>169</b>	RECORD	PCT. RANK	GAMES	SCHEDULE	OF SCHEDULE	RPI	RPI	RPI	RPI
DIV. I ONLY	<b>14- 15</b>	<b>181</b>	<b>5- 5</b>	<b>252</b>	<b>304</b>	<b>233</b>	<b>233</b>	<b>26</b>	<b>26</b>
DIV. I NON-CONF.	<b>5- 5</b>	<b>160</b>	<b>0- 0</b>	<b>208</b>	<b>274</b>	<b>208</b>	<b>208</b>	<b>27</b>	<b>27</b>
TOTALS	RPI 1-25	RPI 26-50	W-L RECORDS	RPI 51-100	RPI 101-150	RPI 150+			
14- 15	0- 0	0- 2	OVERALL	1- 5	0- 0	13- 8			
10- 5	0- 0	0- 1	HOME	1- 2	0- 0	9- 2			
4- 9	0- 0	0- 1	AWAY	0- 2	0- 0	4- 6			
0- 1	0- 0	0- 0	NEUTRAL	0- 1	0- 0	0- 0			
5- 5	0- 0	0- 2	NON-CONFERENCE	1- 1	0- 0	4- 2			
4- 2	0- 0	0- 1	HOME	1- 0	0- 0	3- 1			
1- 3	0- 0	0- 1	AWAY	0- 1	0- 0	1- 1			
0- 0	0- 0	0- 0	NEUTRAL	0- 0	0- 0	0- 0			
9- 10	0- 0	0- 0	CONFERENCE	0- 4	0- 0	9- 6			
6- 3	0- 0	0- 0	HOME	0- 2	0- 0	6- 1			
3- 6	0- 0	0- 0	AWAY	0- 1	0- 0	3- 5			
0- 1	0- 0	0- 0	NEUTRAL	0- 1	0- 0	0- 0			

RPI S	Opponent	Score	RPI S	Opponent	Score	RPI S	Opponent	Score	RPI S	Opponent	Score	Team's RPI: 233
27	A Penn	43 57	65	A Hofstra	63 65	211	H N.C. A&T	52 48				
43	H Colorado St.	73 82	70	H Army West Point	34 49	217	A Lehigh	62 54				
			70	N Army West Point	38 75	217	H Lehigh	48 51				
			89	H Elon	73 70	220	A Kansas	54 61				
			90	A Bucknell	52 64	222	A Loyola Maryland	38 51				
			90	H Bucknell	41 51	222	A Loyola Maryland	42 44				
						222	H Loyola Maryland	45 38				
						229	H Siena	59 58				
						254	A Holy Cross	49 57				
						254	H Holy Cross	50 49				
						272	A American	56 61				
						272	H American	65 52				
						293	A Colgate	62 58				
						293	H Colgate	51 41				
						324	H LIU Brooklyn	66 68				
						329	A Lafayette	65 58				
						329	H Lafayette	64 48				
						338	A Saint Peter's	50 39				
						341	H Air Force	64 46				
						343	A Boston U.	49 51				
						343	H Boston U.	67 56				
LAST 12 Division I GAMES:												
222	A Loyola Maryland	42 44	329	H Lafayette	64 48							
272	A American	56 61	222	H Loyola Maryland	45 38							
90	A Bucknell	52 64	293	A Colgate	62 58							
272	H American	65 52	343	A Boston U.	49 51							
70	H Army West Point	34 49	254	H Holy Cross	50 49							
217	A Lehigh	62 54	70	N Army West Point	38 75							

Non-Div I Games: Johns Hopkins 77 45

Navy

■ Loss, 
 ■ Non-Conf, 
 ■ S Site, 
 ■ Home 
 ■ A Away 
 N Neutral

## Nebraska

Through Games Of March 9, 2016

Average RPI Win:	165	WON-LOST	WINNING	LAST 10	STRENGTH OF	OPP. STRENGTH	TEAM	ADJ.	CONF.	ADJ CONF.
Average RPI Loss:	50	RECORD	PCT. RANK	GAMES	SCHEDULE	OF SCHEDULE	RPI	RPI	RPI	RPI
DIV. I ONLY	18- 12	113	3- 7	100	39	95	95	5	5	
DIV. I NON-CONF.	9- 2	37	0- 0	256	150	99	99	4	4	
TOTALS	RPI 1-25	RPI 26-50	W-L RECORDS	RPI 51-100	RPI 101-150	RPI 150+				
18- 12	1- 3	2- 2	OVERALL	4- 7	3- 0	8- 0				
15- 3	1- 0	2- 1	HOME	2- 2	2- 0	8- 0				
3- 8	0- 3	0- 1	AWAY	2- 4	1- 0	0- 0				
0- 1	0- 0	0- 0	NEUTRAL	0- 1	0- 0	0- 0				
9- 2	0- 1	2- 0	NON-CONFERENCE	0- 1	1- 0	6- 0				
9- 0	0- 0	2- 0	HOME	0- 0	1- 0	6- 0				
0- 2	0- 1	0- 0	AWAY	0- 1	0- 0	0- 0				
0- 0	0- 0	0- 0	NEUTRAL	0- 0	0- 0	0- 0				
9- 10	1- 2	0- 2	CONFERENCE	4- 6	2- 0	2- 0				
6- 3	1- 0	0- 1	HOME	2- 2	1- 0	2- 0				
3- 6	0- 2	0- 1	AWAY	2- 3	1- 0	0- 0				
0- 1	0- 0	0- 0	NEUTRAL	0- 1	0- 0	0- 0				

RPI 1-25				RPI 26-50				RPI 51-100				Team's RPI: 95	RPI 101+			
RPI	S	Opponent	Score	RPI	S	Opponent	Score	RPI	S	Opponent	Score		RPI	S	Opponent	Score
3	A	UConn	46 88	39	H	Arkansas St.	79 71	52	A	Rutgers	56 66		114	H	Creighton	65 63
6	A	Ohio St.	70 96	45	A	Indiana	47 59	52	H	Rutgers	65 54		134	A	Penn St.	83 78
8	A	Maryland	50 89	45	H	Indiana	68 79	52	N	Rutgers	63 66		134	H	Penn St.	87 69
17	H	Michigan St.	73 66	47	H	North Carolina St.	88 67	59	H	Iowa	68 74		151	H	Southern U.	89 38
								66	A	Purdue	62 61		179	H	Illinois	73 57
								66	H	Purdue	50 68		197	H	Wisconsin	75 62
								79	A	Michigan	93 81		310	H	Northern Ariz.	90 67
								82	A	Minnesota	73 110		327	H	North Florida	91 46
								86	A	California	80 87		332	H	Evansville	85 40
								99	A	Northwestern	62 85		337	H	Ark.-Pine Bluff	96 46
								99	H	Northwestern	76 67		348	H	N.C. Central	88 47
LAST 12 Division I GAMES:																
				52	N	Rutgers	63 66	82	A	Minnesota	73 110					
				99	H	Northwestern	76 67	45	A	Indiana	47 59					
				45	H	Indiana	68 79	134	H	Penn St.	87 69					
				66	H	Purdue	50 68	52	A	Rutgers	56 66					
				6	A	Ohio St.	70 96	197	H	Wisconsin	75 62					
				17	H	Michigan St.	73 66	79	A	Michigan	93 81					

Non-Div I Games:

Nebraska

■ Loss, 
■ Non-Conf, S Site, 
■ Home 
■ Away 
N Neutral

## Nevada

Through Games Of March 9, 2016

Average RPI Win: <b>261</b>	WON-LOST	WINNING	LAST 10	STRENGTH OF	OPP. STRENGTH	TEAM	ADJ.	CONF.	ADJ CONF.
Average RPI Loss: <b>173</b>	RECORD	PCT. RANK	GAMES	SCHEDULE	OF SCHEDULE	RPI	RPI	RPI	RPI
DIV. I ONLY	4- 25	329	1- 9	194	236	325	325	20	20
DIV. I NON-CONF.	0- 10	338	0- 0	206	245	337	337	20	20
TOTALS	RPI 1-25	RPI 26-50	W-L RECORDS	RPI 51-100	RPI 101-150	RPI 150+			
4- 25	0- 0	0- 2	OVERALL	0- 4	0- 2	4- 17			
3- 11	0- 0	0- 1	HOME	0- 3	0- 1	3- 6			
1- 11	0- 0	0- 1	AWAY	0- 0	0- 1	1- 9			
0- 3	0- 0	0- 0	NEUTRAL	0- 1	0- 0	0- 2			
0- 10	0- 0	0- 0	NON-CONFERENCE	0- 4	0- 0	0- 6			
0- 5	0- 0	0- 0	HOME	0- 3	0- 0	0- 2			
0- 3	0- 0	0- 0	AWAY	0- 0	0- 0	0- 3			
0- 2	0- 0	0- 0	NEUTRAL	0- 1	0- 0	0- 1			
4- 15	0- 0	0- 2	CONFERENCE	0- 0	0- 2	4- 11			
3- 6	0- 0	0- 1	HOME	0- 0	0- 1	3- 4			
1- 8	0- 0	0- 1	AWAY	0- 0	0- 1	1- 6			
0- 1	0- 0	0- 0	NEUTRAL	0- 0	0- 0	0- 1			

N  
e  
v  
a  
d  
aN  
e  
v  
a  
d  
a

RPI S	Opponent	Score	RPI S	Opponent	Score	RPI S	Opponent	Score	RPI S	Opponent	Score	Team's RPI: 325
43	A Colorado St.	56 <b>74</b>	43	H Colorado St.	37 <b>64</b>	67	H Middle Tenn.	46 <b>90</b>	106	A Fresno St.	56 <b>65</b>	
						69	H San Francisco	62 <b>70</b>	106	H Fresno St.	59 <b>67</b>	
						83	H San Diego	47 <b>84</b>	153	A Boise St.	58 <b>66</b>	
						97	N Washington St.	57 <b>70</b>	153	H Boise St.	61 <b>64</b>	
									160	H Montana St.	53 <b>66</b>	
									164	A New Mexico	42 <b>66</b>	
									164	H New Mexico	47 <b>51</b>	
									176	A Pacific	52 <b>74</b>	
									199	H San Jose St.	63 <b>76</b>	
									206	H Utah Valley	65 <b>73</b>	
									209	A UNLV	59 <b>65</b>	
									209	H UNLV	71 <b>65</b>	
									230	A Utah St.	55 <b>70</b>	
									230	H Utah St.	66 <b>79</b>	
									230	N Utah St.	35 <b>59</b>	
									234	A San Diego St.	70 <b>64</b>	
									242	N Loyola Marymount	58 <b>69</b>	
									250	A Ill.-Chicago	55 <b>70</b>	
									258	A Wyoming	53 <b>68</b>	
									258	H Wyoming	68 <b>65</b>	
									336	A UC Irvine	64 <b>68</b>	
									341	A Air Force	53 <b>59</b>	
									341	H Air Force	68 <b>57</b>	
LAST 12 Division I GAMES:												
230	N Utah St.	35 <b>59</b>	199	H San Jose St.	63 <b>76</b>							
164	A New Mexico	42 <b>66</b>	106	A Fresno St.	56 <b>65</b>							
153	H Boise St.	61 <b>64</b>	341	A Air Force	53 <b>59</b>							
43	A Colorado St.	56 <b>74</b>	43	H Colorado St.	37 <b>64</b>							
230	A Utah St.	55 <b>70</b>	230	H Utah St.	66 <b>79</b>							
209	H UNLV	71 <b>65</b>	234	A San Diego St.	70 <b>64</b>							

Non-Div I Games: San Fran. St. 57 51

Nevada

■ Loss, 
 ■ Non-Conf, S Site, 
 ■ Home 
 ■ Away 
 N Neutral

## New Hampshire

Through Games Of March 9, 2016

Average RPI Win:	244	WON-LOST	WINNING	LAST 10	STRENGTH OF	OPP. STRENGTH	TEAM	ADJ.	CONF.	ADJ CONF.
Average RPI Loss:	150	RECORD	PCT. RANK	GAMES	SCHEDULE	OF SCHEDULE	RPI	RPI	RPI	RPI
DIV. I ONLY	11- 18	245	5- 5	180	231	232	232	16	16	
DIV. I NON-CONF.	5- 7	198	0- 0	222	255	213	213	19	19	
TOTALS	RPI 1-25	RPI 26-50	W-L RECORDS	RPI 51-100	RPI 101-150	RPI 150+				
11- 18	0- 0	0- 3	OVERALL	0- 3	0- 1	11- 11				
6- 7	0- 0	0- 2	HOME	0- 1	0- 0	6- 4				
5- 10	0- 0	0- 0	AWAY	0- 0	0- 0	5- 2				
0- 1	0- 0	0- 0	NEUTRAL	0- 1	0- 0	0- 0				
5- 7	0- 0	0- 1	NON-CONFERENCE	0- 0	0- 1	5- 5				
2- 3	0- 0	0- 1	HOME	0- 0	0- 0	2- 2				
3- 4	0- 0	0- 0	AWAY	0- 0	0- 1	3- 3				
0- 0	0- 0	0- 0	NEUTRAL	0- 0	0- 0	0- 0				
6- 11	0- 0	0- 2	CONFERENCE	0- 3	0- 0	6- 6				
4- 4	0- 0	0- 1	HOME	0- 1	0- 0	4- 2				
2- 6	0- 0	0- 1	AWAY	0- 1	0- 0	2- 4				
0- 1	0- 0	0- 0	NEUTRAL	0- 1	0- 0	0- 0				

RPI S	Opponent	Score	RPI S	Opponent	Score	RPI S	Opponent	Score	RPI S	Opponent	Score	Team's RPI: 232
27	H Penn	60 67	63	A Maine	55 59	119	A Boston College	51 71				
48	A Albany (NY)	48 85	63	H Maine	52 62	154	A North Carolina	60 65				
48	H Albany (NY)	52 78	63	N Maine	47 58	156	A Stony Brook	54 63				
						156	H Stony Brook	49 46				
						157	A Yale	46 63				
						158	H Northeastern	54 66				
						184	A UMBC	67 59				
						184	H UMBC	55 65				
						190	A Sacred Heart	81 69				
						214	A Dartmouth	61 57				
						218	A Hartford	44 48				
						218	H Hartford	53 42				
						219	A Binghamton	50 51				
						219	H Binghamton	64 49				
						229	H Siena	53 57				
						235	A Bryant	42 55				
						247	H Manhattan	72 57				
						276	A Central Conn. St.	64 50				
						278	A Vermont	63 83				
						278	H Vermont	59 63				
						320	A UMass Lowell	63 55				
						320	H UMass Lowell	65 61				
						343	H Boston U.	69 52				
LAST 12 Division I GAMES:												
63	N Maine	47 58	48	A Albany (NY)	48 85							
184	A UMBC	67 59	63	A Maine	55 59							
278	H Vermont	59 63	219	H Binghamton	64 49							
218	H Hartford	53 42	184	H UMBC	55 65							
320	A UMass Lowell	63 55	278	A Vermont	63 83							
156	H Stony Brook	49 46	218	A Hartford	44 48							

Non-Div I Games: Colby-Sawyer 72 41

New Hampshire

■ Loss, 
 ■ Non-Conf, 
 ■ S Site, 
 ■ Home 
 ■ A Away 
 N Neutral

Average RPI Win:	245	WON-LOST	WINNING	LAST 10	STRENGTH OF	OPP. STRENGTH	TEAM	ADJ.	CONF.	ADJ CONF.
Average RPI Loss:	132	RECORD	PCT. RANK	GAMES	SCHEDULE	OF SCHEDULE	RPI	RPI	RPI	RPI
DIV. I ONLY	17- 14	150	5- 5	177	223	164	164	20	20	
DIV. I NON-CONF.	7- 4	110	0- 1	79	259	109	109	20	20	
TOTALS	RPI 1-25	RPI 26-50	W-L RECORDS	RPI 51-100	RPI 101-150	RPI 150+				
17- 14	0- 1	0- 3	OVERALL	1- 0	0- 4	16- 6				
10- 6	0- 1	0- 1	HOME	0- 0	0- 2	10- 2				
6- 7	0- 0	0- 1	AWAY	1- 0	0- 2	5- 4				
1- 1	0- 0	0- 1	NEUTRAL	0- 0	0- 0	1- 0				
7- 4	0- 1	0- 1	NON-CONFERENCE	1- 0	0- 2	6- 0				
5- 2	0- 1	0- 0	HOME	0- 0	0- 1	5- 0				
2- 2	0- 0	0- 1	AWAY	1- 0	0- 1	1- 0				
0- 0	0- 0	0- 0	NEUTRAL	0- 0	0- 0	0- 0				
10- 10	0- 0	0- 2	CONFERENCE	0- 0	0- 2	10- 6				
5- 4	0- 0	0- 1	HOME	0- 0	0- 1	5- 2				
4- 5	0- 0	0- 0	AWAY	0- 0	0- 1	4- 4				
1- 1	0- 0	0- 1	NEUTRAL	0- 0	0- 0	1- 0				

RPI 1-25				RPI 26-50				RPI 51-100				RPI 101+ Team's RPI: 164			
RPI	S	Opponent	Score	RPI	S	Opponent	Score	RPI	S	Opponent	Score	RPI	S	Opponent	Score
18	H	Duquesne	69 78	32	A	UTEP	62 70	82	A	Minnesota	72 53	106	A	Fresno St.	43 51
				43	H	Colorado St.	48 49					106	H	Fresno St.	65 69
				43	N	Colorado St.	42 60					108	A	New Mexico St.	59 78
												108	H	New Mexico St.	47 52
												153	A	Boise St.	70 60
												153	H	Boise St.	60 81
												171	H	Sacramento St.	84 71
												195	A	SMU	63 58
												199	A	San Jose St.	58 59
												199	H	San Jose St.	71 57
												199	N	San Jose St.	65 51
												209	A	UNLV	48 57
												209	H	UNLV	67 53
												230	A	Utah St.	56 72
												230	H	Utah St.	73 70
												234	A	San Diego St.	64 45
												234	H	San Diego St.	46 51
												248	H	Houston Baptist	65 57
												258	A	Wyoming	48 66
												267	H	Pepperdine	60 52
												307	H	Nicholls St.	83 43
												325	A	Nevada	51 47
												325	H	Nevada	66 42
												334	H	Southern Utah	70 48
												341	A	Air Force	63 33
												341	H	Air Force	58 36
LAST 12 Division I GAMES:															
				43	N	Colorado St.	42 60	43	H	Colorado St.	48 49				
				199	N	San Jose St.	65 51	341	H	Air Force	58 36				
				18	H	Duquesne	69 78	153	A	Boise St.	70 60				
				325	H	Nevada	66 42	199	A	San Jose St.	58 59				
				234	A	San Diego St.	64 45	230	H	Utah St.	73 70				
				106	A	Fresno St.	43 51	234	H	San Diego St.	46 51				

Non-Div I Games:

New Mexico

■ Loss, 
 ■ Non-Conf, S Site, 
 ■ Home 
 ■ Away 
 N Neutral

Average RPI Win:	246	WON-LOST	WINNING	LAST 10	STRENGTH OF	OPP. STRENGTH	TEAM	ADJ.	CONF.	ADJ CONF.
Average RPI Loss:	106	RECORD	PCT. RANK	GAMES	SCHEDULE	OF SCHEDULE	RPI	RPI	RPI	RPI
DIV. I ONLY	22- 4	18	9- 1	320	233	108	108	28	28	
DIV. I NON-CONF.	9- 3	69	0- 0	269	122	122	122	25	25	
TOTALS	RPI 1-25	RPI 26-50	W-L RECORDS	RPI 51-100	RPI 101-150	RPI 150+				
22- 4	0- 0	0- 1	OVERALL	0- 1	1- 1	21- 1				
11- 2	0- 0	0- 1	HOME	0- 0	1- 0	10- 1				
10- 1	0- 0	0- 0	AWAY	0- 0	0- 1	10- 0				
1- 1	0- 0	0- 0	NEUTRAL	0- 1	0- 0	1- 0				
9- 3	0- 0	0- 1	NON-CONFERENCE	0- 1	1- 1	8- 0				
5- 1	0- 0	0- 1	HOME	0- 0	1- 0	4- 0				
3- 1	0- 0	0- 0	AWAY	0- 0	0- 1	3- 0				
1- 1	0- 0	0- 0	NEUTRAL	0- 1	0- 0	1- 0				
13- 1	0- 0	0- 0	CONFERENCE	0- 0	0- 0	13- 1				
6- 1	0- 0	0- 0	HOME	0- 0	0- 0	6- 1				
7- 0	0- 0	0- 0	AWAY	0- 0	0- 0	7- 0				
0- 0	0- 0	0- 0	NEUTRAL	0- 0	0- 0	0- 0				

RPI 1-25			RPI 26-50			RPI 51-100			RPI 101+ Team's RPI: 108		
RPI	S	Opponent	Score	RPI	S	Opponent	Score	RPI	S	Opponent	Score
				32	H	UTEP	65 71	75	N	Vanderbilt	45 71
								117	H	Northwestern St.	65 54
								124	A	Arizona	64 68
								164	A	New Mexico	52 47
								164	H	New Mexico	78 59
								171	H	Sacramento St.	80 77
								193	A	UTRGV	68 57
								193	H	UTRGV	55 66
								199	A	San Jose St.	75 66
								206	A	Utah Valley	59 53
								206	H	Utah Valley	73 68
								210	A	CSU Bakersfield	67 59
								210	H	CSU Bakersfield	86 63
								228	A	Grand Canyon	64 44
								228	H	Grand Canyon	60 58
								273	A	Seattle	66 56
								273	H	Seattle	69 54
								304	A	UMKC	68 62
								304	H	UMKC	78 74
								310	H	Northern Ariz.	87 53
								313	N	A&M-Corpus Christi	70 51
								322	A	North Dakota St.	79 69
								334	H	Southern Utah	74 60
								345	A	Chicago St.	70 60
								345	H	Chicago St.	76 63
LAST 12 Division I GAMES:											
				193	H	UTRGV	55 66	228	A	Grand Canyon	64 44
				304	H	UMKC	78 74	193	A	UTRGV	68 57
				273	A	Seattle	66 56	210	H	CSU Bakersfield	86 63
				210	A	CSU Bakersfield	67 59	273	H	Seattle	69 54
				345	H	Chicago St.	76 63	345	A	Chicago St.	70 60
				206	A	Utah Valley	59 53	304	A	UMKC	68 62

Non-Div I Games: Eastern N.M. 76 61 Western N.M. 68 39

New Mexico St.

Loss, Non-Conf, S Site, H Home A Away N Neutral



Average RPI Win:	297	WON-LOST	WINNING	LAST 10	STRENGTH OF	OPP. STRENGTH	TEAM	ADJ.	CONF.	ADJ CONF.
Average RPI Loss:	201	RECORD	PCT. RANK	GAMES	SCHEDULE	OF SCHEDULE	RPI	RPI	RPI	RPI
DIV. I ONLY	6- 19	300	2- 8	315	291	331	331	25	25	
DIV. I NON-CONF.	1- 6	311	0- 0	331	293	349	349	26	26	
TOTALS	RPI 1-25	RPI 26-50	W-L RECORDS	RPI 51-100	RPI 101-150	RPI 150+				
6- 19	0- 0	0- 0	OVERALL	0- 3	0- 6	6- 10				
5- 6	0- 0	0- 0	HOME	0- 1	0- 2	5- 3				
1- 12	0- 0	0- 0	AWAY	0- 0	0- 1	1- 1				
0- 1	0- 0	0- 0	NEUTRAL	0- 0	0- 0	0- 1				
1- 6	0- 0	0- 0	NON-CONFERENCE	0- 0	0- 2	1- 4				
1- 1	0- 0	0- 0	HOME	0- 0	0- 0	1- 1				
0- 4	0- 0	0- 0	AWAY	0- 0	0- 2	0- 2				
0- 1	0- 0	0- 0	NEUTRAL	0- 0	0- 0	0- 1				
5- 13	0- 0	0- 0	CONFERENCE	0- 3	0- 4	5- 6				
4- 5	0- 0	0- 0	HOME	0- 1	0- 2	4- 2				
1- 8	0- 0	0- 0	AWAY	0- 2	0- 2	1- 4				
0- 0	0- 0	0- 0	NEUTRAL	0- 0	0- 0	0- 0				

RPI 1-25			RPI 26-50			RPI 51-100			RPI 101+			Team's RPI: 331			
RPI	S	Opponent	Score	RPI	S	Opponent	Score	RPI	S	Opponent	Score	RPI	S	Opponent	Score
								77	A	Abilene Christian	70 80	107	A	TCU	36 85
								96	A	Central Ark.	55 67	117	A	Northwestern St.	53 70
								96	H	Central Ark.	44 59	117	H	Northwestern St.	46 58
												141	A	Arkansas	41 73
												145	A	McNeese St.	63 92
												145	H	McNeese St.	74 77
												177	A	Ole Miss	59 97
												200	H	SFA	58 57
												236	A	Sam Houston St.	52 64
												248	H	Houston Baptist	51 71
												287	A	Lamar	52 79
												288	A	Kennesaw St.	53 60
												296	N	Florida A&M	60 71
												306	H	Jackson St.	85 68
												307	A	Nicholls St.	55 70
												307	H	Nicholls St.	62 55
												312	H	UNCG	79 81
												313	A	A&M-Corpus Christi	59 73
												313	H	A&M-Corpus Christi	64 75
												318	A	Southeastern La.	62 51
												318	H	Southeastern La.	57 55
												330	H	Incarnate Word	55 49
LAST 12 Division I GAMES:															
				117	H	Northwestern St.	46 58			313	H	A&M-Corpus Christi	64 75		
				318	H	Southeastern La.	57 55			96	A	Central Ark.	55 67		
				77	A	Abilene Christian	70 80			145	A	McNeese St.	63 92		
				307	A	Nicholls St.	55 70			145	H	McNeese St.	74 77		
				117	A	Northwestern St.	53 70			307	H	Nicholls St.	62 55		
				318	A	Southeastern La.	62 51			313	A	A&M-Corpus Christi	59 73		

Non-Div I Games: LSU-Alexandria 93 75 Trinity Baptist 109 46

New Orleans

■ Loss, 
 ■ Non-Conf, S Site, 
 ■ Home 
 ■ Away 
 N Neutral

## Niagara

Through Games Of March 9, 2016

Average RPI Win: <b>273</b>	WON-LOST	WINNING	LAST 10	STRENGTH OF	OPP. STRENGTH	TEAM	ADJ.	CONF.	ADJ CONF.
Average RPI Loss: <b>170</b>	RECORD	PCT. RANK	GAMES	SCHEDULE	OF SCHEDULE	RPI	RPI	RPI	RPI
DIV. I ONLY	8- 23	294	2- 8	243	230	290	290	23	23
DIV. I NON-CONF.	2- 7	280	0- 0	224	149	278	278	22	22
TOTALS	RPI 1-25	RPI 26-50	W-L RECORDS	RPI 51-100	RPI 101-150	RPI 150+			
8- 23	0- 0	0- 1	OVERALL	0- 3	0- 6	8- 13			
3- 11	0- 0	0- 0	HOME	0- 1	0- 3	3- 7			
4- 11	0- 0	0- 1	AWAY	0- 1	0- 3	4- 6			
1- 1	0- 0	0- 0	NEUTRAL	0- 1	0- 0	1- 0			
2- 7	0- 0	0- 1	NON-CONFERENCE	0- 0	0- 4	2- 2			
1- 3	0- 0	0- 0	HOME	0- 0	0- 2	1- 1			
1- 4	0- 0	0- 1	AWAY	0- 0	0- 2	1- 1			
0- 0	0- 0	0- 0	NEUTRAL	0- 0	0- 0	0- 0			
6- 16	0- 0	0- 0	CONFERENCE	0- 3	0- 2	6- 11			
2- 8	0- 0	0- 0	HOME	0- 1	0- 1	2- 6			
3- 7	0- 0	0- 0	AWAY	0- 1	0- 1	3- 5			
1- 1	0- 0	0- 0	NEUTRAL	0- 1	0- 0	1- 0			

RPI S	Opponent	Score	RPI S	Opponent	Score	RPI S	Opponent	Score	RPI S	Opponent	Score	Team's RPI: 290
			36 A	St. Bonaventure	55 67	87 A	Quinnipiac	52 70	102 A	Iona	46 73	
						87 H	Quinnipiac	54 61	102 H	Iona	52 73	
						87 N	Quinnipiac	51 74	121 H	Buffalo	48 57	
									126 H	Youngstown St.	54 71	
									138 A	Texas Tech	45 79	
									142 A	Detroit	75 80	
									161 A	Marist	50 63	
									161 H	Marist	68 82	
									196 A	Fairfield	43 61	
									196 H	Fairfield	56 55	
									202 H	Oakland	67 77	
									214 A	Dartmouth	47 60	
									225 A	Canisius	45 54	
									225 H	Canisius	66 68	
									225 N	Canisius	65 64	
									229 A	Siena	54 45	
									229 H	Siena	51 59	
									244 A	Monmouth	60 83	
									244 H	Monmouth	55 68	
									247 A	Manhattan	62 80	
									247 H	Manhattan	49 58	
									260 H	Cleveland St.	73 72	
									284 A	Rider	67 57	
									284 H	Rider	72 76	
									317 A	Mt. St. Mary's	53 51	
									338 A	Saint Peter's	52 48	
LAST 12 Division I GAMES:												
			87 N	Quinnipiac	51 74		284 H	Rider	72 76			
			225 N	Canisius	65 64		161 H	Marist	68 82			
			229 A	Siena	54 45		87 A	Quinnipiac	52 70			
			225 A	Canisius	45 54		196 A	Fairfield	43 61			
			247 H	Manhattan	49 58		102 H	Iona	52 73			
			244 H	Monmouth	55 68		225 H	Canisius	66 68			

Non-Div I Games:

Niagara

■ Loss, 
 ■ Non-Conf, 
 ■ S Site, 
 ■ H Home 
 ■ A Away 
 N Neutral

RPI	S	Opponent	Score
338	H	Saint Peter's	51 46

N  
i  
a  
g  
a  
r  
a

N  
i  
a  
g  
a  
r  
a

Niagara

Average RPI Win:	270	WON-LOST	WINNING	LAST 10	STRENGTH OF	OPP. STRENGTH	TEAM	ADJ.	CONF.	ADJ CONF.
Average RPI Loss:	200	RECORD	PCT. RANK	GAMES	SCHEDULE	OF SCHEDULE	RPI	RPI	RPI	RPI
DIV. I ONLY	9- 18	265	4- 6	312	314	307	307	25	25	
DIV. I NON-CONF.	1- 8	320	1- 0	309	344	344	344	26	26	
TOTALS	RPI 1-25	RPI 26-50	W-L RECORDS	RPI 51-100	RPI 101-150	RPI 150+				
9- 18	0- 0	0- 0	OVERALL	0- 3	2- 4	7- 11				
5- 8	0- 0	0- 0	HOME	0- 2	2- 0	3- 6				
3- 9	0- 0	0- 0	AWAY	0- 1	0- 3	3- 5				
1- 1	0- 0	0- 0	NEUTRAL	0- 0	0- 1	1- 0				
1- 8	0- 0	0- 0	NON-CONFERENCE	0- 0	0- 2	1- 6				
0- 4	0- 0	0- 0	HOME	0- 0	0- 0	0- 4				
0- 3	0- 0	0- 0	AWAY	0- 0	0- 1	0- 2				
1- 1	0- 0	0- 0	NEUTRAL	0- 0	0- 1	1- 0				
8- 10	0- 0	0- 0	CONFERENCE	0- 3	2- 2	6- 5				
5- 4	0- 0	0- 0	HOME	0- 2	2- 0	3- 2				
3- 6	0- 0	0- 0	AWAY	0- 1	0- 2	3- 3				
0- 0	0- 0	0- 0	NEUTRAL	0- 0	0- 0	0- 0				

[illegible]

Non-Div I Games:	Southern-N.O.	98	65
------------------	---------------	----	----

Nicholls St.

■ Loss, ■ Non-Conf, S Site, H Home A Away N Neutral

Average RPI Win:	271	WON-LOST	WINNING	LAST 10	STRENGTH OF	OPP. STRENGTH	TEAM	ADJ.	CONF.	ADJ CONF.
Average RPI Loss:	241	RECORD	PCT. RANK	GAMES	SCHEDULE	OF SCHEDULE	RPI	RPI	RPI	RPI
DIV. I ONLY	3- 24	339	3- 7	336	336	347	347	32	32	
DIV. I NON-CONF.	0- 10	338	0- 0	262	308	346	346	30	30	
TOTALS	RPI 1-25	RPI 26-50	W-L RECORDS	RPI 51-100	RPI 101-150	RPI 150+				
3- 24	0- 1	0- 0	OVERALL	0- 0	0- 2	3- 21				
1- 10	0- 0	0- 0	HOME	0- 0	0- 0	1- 10				
2- 11	0- 1	0- 0	AWAY	0- 0	0- 2	2- 8				
0- 3	0- 0	0- 0	NEUTRAL	0- 0	0- 0	0- 3				
0- 10	0- 1	0- 0	NON-CONFERENCE	0- 0	0- 2	0- 7				
0- 3	0- 0	0- 0	HOME	0- 0	0- 0	0- 3				
0- 5	0- 1	0- 0	AWAY	0- 0	0- 2	0- 2				
0- 2	0- 0	0- 0	NEUTRAL	0- 0	0- 0	0- 2				
3- 14	0- 0	0- 0	CONFERENCE	0- 0	0- 0	3- 14				
1- 7	0- 0	0- 0	HOME	0- 0	0- 0	1- 7				
2- 6	0- 0	0- 0	AWAY	0- 0	0- 0	2- 6				
0- 1	0- 0	0- 0	NEUTRAL	0- 0	0- 0	0- 1				

RPI 1-25			RPI 26-50			RPI 51-100			RPI 101+ Team's RPI: 347		
RPI	S	Opponent	Score	RPI	S	Opponent	Score	RPI	S	Opponent	Score
24	A	Mississippi St.	34 92					109	A	Virginia	50 86
								135	A	Marshall	67 81
								202	H	Oakland	73 83
								204	A	Hampton	62 73
								204	H	Hampton	71 66
								211	A	N.C. A&T	53 64
								213	H	USC Upstate	62 82
								215	A	William & Mary	47 67
								222	A	Loyola Maryland	67 75
								243	A	Coppin St.	44 69
								243	H	Coppin St.	47 56
								243	N	Coppin St.	54 78
								252	H	Bethune-Cookman	45 53
								253	A	Morgan St.	58 67
								253	H	Morgan St.	56 59
								274	H	UNCW	57 61
								280	A	UMES	74 63
								281	N	La Salle	59 67
								288	H	South Carolina St.	52 60
								296	H	Florida A&M	67 83
								299	H	Savannah St.	53 68
								323	A	Delaware St.	61 64
								328	A	Howard	110 108
								328	H	Howard	63 64
								335	N	St. Francis Brooklyn	55 59
								348	A	N.C. Central	62 63
LAST 12 Division I GAMES:											
243	N	Coppin St.	54 78	280	A	UMES	74 63				
204	H	Hampton	71 66	328	A	Howard	110 108				
328	H	Howard	63 64	204	A	Hampton	62 73				
243	H	Coppin St.	47 56	299	H	Savannah St.	53 68				
323	A	Delaware St.	61 64	288	H	South Carolina St.	52 60				
253	H	Morgan St.	56 59	211	A	N.C. A&T	53 64				

Non-Div I Games:

Norfolk St.

■ Loss, 
■ Non-Conf, 
■ S Site, 
■ H Home 
■ A Away 
N Neutral

## North Carolina

Through Games Of March 9, 2016

Average RPI Win:	175	WON-LOST	WINNING	LAST 10	STRENGTH OF	OPP. STRENGTH	TEAM	ADJ.	CONF.	ADJ CONF.
Average RPI Loss:	79	RECORD	PCT. RANK	GAMES	SCHEDULE	OF SCHEDULE	RPI	RPI	RPI	RPI
DIV. I ONLY	14- 18	209	2- 8	57	74	154	154	4	4	
DIV. I NON-CONF.	10- 5	99	0- 0	105	244	137	137	5	5	
TOTALS	RPI 1-25	RPI 26-50	W-L RECORDS	RPI 51-100	RPI 101-150	RPI 150+				
14- 18	1- 3	0- 6	OVERALL	1- 3	4- 4	8- 2				
11- 9	1- 1	0- 3	HOME	1- 2	2- 1	7- 2				
1- 8	0- 2	0- 3	AWAY	0- 1	1- 2	0- 0				
2- 1	0- 0	0- 0	NEUTRAL	0- 0	1- 1	1- 0				
10- 5	0- 0	0- 1	NON-CONFERENCE	1- 2	2- 0	7- 2				
8- 4	0- 0	0- 0	HOME	1- 2	1- 0	6- 2				
0- 1	0- 0	0- 1	AWAY	0- 0	0- 0	0- 0				
2- 0	0- 0	0- 0	NEUTRAL	0- 0	1- 0	1- 0				
4- 13	1- 3	0- 5	CONFERENCE	0- 1	2- 4	1- 0				
3- 5	1- 1	0- 3	HOME	0- 0	1- 1	1- 0				
1- 7	0- 2	0- 2	AWAY	0- 1	1- 2	0- 0				
0- 1	0- 0	0- 0	NEUTRAL	0- 0	0- 1	0- 0				

RPI	S	Opponent	Score	RPI	S	Opponent	Score	RPI	S	Opponent	Score	RPI	S	Opponent	Score	Team's RPI: 154
1	A	Notre Dame	54 88	26	H	Miami (FL)	61 76	63	H	Maine	59 58	102	H	Iona	64 52	
13	H	Syracuse	77 73	31	A	Oklahoma St.	67 77	73	A	Georgia Tech	73 80	109	A	Virginia	68 72	
14	H	Louisville	60 78	46	A	Duke	55 71	84	H	Oregon	77 79	115	N	Gonzaga	67 62	
15	A	Florida St.	63 94	46	H	Duke	57 93	99	H	Northwestern	72 85	119	A	Boston College	86 78	
				47	A	North Carolina St.	49 78					122	H	Virginia Tech	71 67	
				47	H	North Carolina St.	66 80					129	H	Pittsburgh	60 76	
												129	N	Pittsburgh	72 82	
												140	A	Wake Forest	63 75	
												157	H	Yale	70 63	
												176	H	Pacific	63 66	
												185	N	Southern Miss.	69 62	
												205	H	Gardner-Webb	65 66	
												213	H	USC Upstate	80 40	
												232	H	New Hampshire	65 60	
												255	H	Clemson	72 56	
												257	H	Appalachian St.	68 59	
												296	H	Florida A&M	94 58	
												314	H	Fairleigh Dickinson	64 46	
LAST 12 Division I GAMES:																
		129	N	Pittsburgh	72	82			122	H	Virginia Tech	71	67			
		46	H	Duke	57	93			119	A	Boston College	86	78			
		109	A	Virginia	68	72			14	H	Louisville	60	78			
		47	H	North Carolina St.	66	80			47	A	North Carolina St.	49	78			
		129	H	Pittsburgh	60	76			46	A	Duke	55	71			
		15	A	Florida St.	63	94			140	A	Wake Forest	63	75			

Non-Div I Games:

North Carolina

■ Loss, 
 ■ Non-Conf, 
 ■ S Site, 
 ■ H Home 
 ■ A Away 
 N Neutral

Average RPI Win:	147	WON-LOST	WINNING	LAST 10	STRENGTH OF	OPP. STRENGTH	TEAM	ADJ.	CONF.	ADJ CONF.
Average RPI Loss:	43	RECORD	PCT. RANK	GAMES	SCHEDULE	OF SCHEDULE	RPI	RPI	RPI	RPI
DIV. I ONLY	20- 11	86	5- 5	42	47	47	47	4	4	
DIV. I NON-CONF.	9- 4	95	0- 0	85	98	77	77	5	5	
TOTALS	RPI 1-25	RPI 26-50	W-L RECORDS	RPI 51-100	RPI 101-150	RPI 150+				
20- 11	0- 6	1- 2	OVERALL	3- 2	7- 1	9- 0				
11- 4	0- 3	0- 0	HOME	3- 1	3- 0	5- 0				
6- 5	0- 2	1- 1	AWAY	0- 1	3- 1	2- 0				
3- 2	0- 1	0- 1	NEUTRAL	0- 0	1- 0	2- 0				
9- 4	0- 1	0- 1	NON-CONFERENCE	2- 2	1- 0	6- 0				
6- 1	0- 0	0- 0	HOME	2- 1	0- 0	4- 0				
1- 2	0- 1	0- 0	AWAY	0- 1	1- 0	0- 0				
2- 1	0- 0	0- 1	NEUTRAL	0- 0	0- 0	2- 0				
11- 7	0- 5	1- 1	CONFERENCE	1- 0	6- 1	3- 0				
5- 3	0- 3	0- 0	HOME	1- 0	3- 0	1- 0				
5- 3	0- 1	1- 1	AWAY	0- 0	2- 1	2- 0				
1- 1	0- 1	0- 0	NEUTRAL	0- 0	1- 0	0- 0				

RPI 1-25				RPI 26-50				Team's RPI: 47		RPI 51-100				RPI 101+			
RPI	S	Opponent	Score	RPI	S	Opponent	Score		RPI	S	Opponent	Score	RPI	S	Opponent	Score	
1	A	Notre Dame	46 82	26	A	Miami (FL)	44 73		56	H	Villanova	70 64	109	H	Virginia	63 52	
13	H	Syracuse	52 55	41	N	Seton Hall	55 58		73	H	Georgia Tech	65 57	119	H	Boston College	74 63	
13	N	Syracuse	61 80	46	A	Duke	65 62		76	H	Charlotte	72 65	119	N	Boston College	76 60	
14	H	Louisville	90 92						89	H	Elon	66 69	122	A	Virginia Tech	72 61	
15	H	Florida St.	52 56						95	A	Nebraska	67 88	129	A	Pittsburgh	78 76	
25	A	Florida	72 79										132	A	Liberty	61 53	
													140	A	Wake Forest	58 63	
													140	H	Wake Forest	64 47	
													154	A	North Carolina	80 66	
													154	H	North Carolina	78 49	
													155	N	UAB	67 56	
													174	H	Radford	67 52	
													178	N	Eastern Ky.	73 62	
													188	H	Davidson	58 42	
													251	H	High Point	89 48	
													255	A	Clemson	71 57	
													301	H	Western Caro.	86 55	
LAST 12 Division I GAMES:																	
		13 N Syracuse	61 80			119 H Boston College	74 63										
		119 N Boston College	76 60			140 A Wake Forest	58 63										
		255 A Clemson	71 57			1 A Notre Dame	46 82										
		15 H Florida St.	52 56			154 H North Carolina	78 49										
		154 A North Carolina	80 66			109 H Virginia	63 52										
		13 H Syracuse	52 55			122 A Virginia Tech	72 61										

Non-Div I Games:

North Carolina St.

■ Loss, 
 ■ Non-Conf, S Site, 
 ■ Home 
 ■ Away 
 N Neutral

KOREN BARON				THROUGH GAMES OF MARCH 97, 2018						
Average RPI Win:	209	WON-LOST	WINNING	LAST 10	STRENGTH OF	OPP. STRENGTH	TEAM	ADJ.	CONF.	ADJ CONF.
Average RPI Loss:	111	RECORD	PCT. RANK	GAMES	SCHEDULE	OF SCHEDULE	RPI	RPI	RPI	RPI
DIV. I ONLY	18- 12	113	9- 1	64	269	91	91	19	19	
DIV. I NON-CONF.	4- 7	222	0- 0	31	199	167	167	23	23	
-----										
TOTALS	RPI 1-25	RPI 26-50		W-L RECORDS		RPI 51-100	RPI 101-150	RPI 150+		
18- 12	0- 0	0- 0		OVERALL		1- 6	0- 3	17- 3		
11- 3	0- 0	0- 0		HOME		1- 1	0- 1	10- 1		
6- 8	0- 0	0- 0		AWAY		0- 0	0- 0	6- 0		
1- 1	0- 0	0- 0		NEUTRAL		0- 0	0- 1	1- 0		
4- 7	0- 0	0- 0		NON-CONFERENCE		1- 6	0- 1	3- 0		
4- 1	0- 0	0- 0		HOME		1- 1	0- 0	3- 0		
0- 5	0- 0	0- 0		AWAY		0- 5	0- 0	0- 0		
0- 1	0- 0	0- 0		NEUTRAL		0- 0	0- 1	0- 0		
14- 5	0- 0	0- 0		CONFERENCE		0- 0	0- 2	14- 3		
7- 2	0- 0	0- 0		HOME		0- 0	0- 1	7- 1		
6- 3	0- 0	0- 0		AWAY		0- 0	0- 1	6- 2		
1- 0	0- 0	0- 0		NEUTRAL		0- 0	0- 0	1- 0		

[illegible]

Non-Div I Games:

North Dakota

Loss, Non-Conf, S Site, H Home A Away N Neutral



Average RPI Win:	302	WON-LOST	WINNING	LAST 10	STRENGTH OF	OPP. STRENGTH	TEAM	ADJ.	CONF.	ADJ CONF.
Average RPI Loss:	173	RECORD	PCT. RANK	GAMES	SCHEDULE	OF SCHEDULE	RPI	RPI	RPI	RPI
DIV. I ONLY	5- 22	316	2- 8	250	253	322	322	18	18	
DIV. I NON-CONF.	3- 8	258	0- 0	267	334	298	298	18	18	
TOTALS	RPI 1-25	RPI 26-50	W-L RECORDS	RPI 51-100	RPI 101-150	RPI 150+				
5- 22	0- 0	0- 2	OVERALL	0- 4	0- 5	5- 11				
3- 9	0- 0	0- 1	HOME	0- 2	0- 3	3- 3				
1- 11	0- 0	0- 1	AWAY	0- 2	0- 2	1- 6				
1- 2	0- 0	0- 0	NEUTRAL	0- 0	0- 0	1- 2				
3- 8	0- 0	0- 0	NON-CONFERENCE	0- 2	0- 1	3- 5				
1- 3	0- 0	0- 0	HOME	0- 1	0- 1	1- 1				
1- 3	0- 0	0- 0	AWAY	0- 1	0- 0	1- 2				
1- 2	0- 0	0- 0	NEUTRAL	0- 0	0- 0	1- 2				
2- 14	0- 0	0- 2	CONFERENCE	0- 2	0- 4	2- 6				
2- 6	0- 0	0- 1	HOME	0- 1	0- 2	2- 2				
0- 8	0- 0	0- 1	AWAY	0- 1	0- 2	0- 4				
0- 0	0- 0	0- 0	NEUTRAL	0- 0	0- 0	0- 0				

RPI 1-25				RPI 26-50				RPI 51-100				RPI 101+				Team's RPI: 322	
RPI	S	Opponent	Score	RPI	S	Opponent	Score	RPI	S	Opponent	Score	RPI	S	Opponent	Score		
				50	A	South Dakota St.	47 81	61	A	South Dakota	54 80	108	H	New Mexico St.	69 79		
				50	H	South Dakota St.	63 81	61	H	South Dakota	94 96	127	A	IUPUI	44 67		
								63	H	Maine	51 82	127	H	IUPUI	63 64		
								91	A	North Dakota	54 71	139	A	Oral Roberts	58 59		
												139	H	Oral Roberts	42 52		
												162	N	Delaware	50 62		
												211	N	N.C. A&T	64 72		
												228	H	Grand Canyon	67 76		
												234	A	San Diego St.	54 64		
												238	A	Omaha	52 77		
												238	H	Omaha	74 67		
												239	A	Western Ill.	89 100		
												239	H	Western Ill.	82 94		
												275	N	Prairie View	79 58		
												303	A	Denver	53 64		
												303	H	Denver	45 55		
												316	A	IPFW	69 85		
												316	H	IPFW	94 85		
												319	A	Kent St.	54 75		
												339	H	Cal St. Fullerton	79 64		
												342	A	NJIT	64 59		
LAST 12 Division I GAMES:																	
				316	A	IPFW	69 85	139	A	Oral Roberts	58 59						
				239	A	Western Ill.	89 100	61	A	South Dakota	54 80						
				303	H	Denver	45 55	316	H	IPFW	94 85						
				238	H	Omaha	74 67	239	H	Western Ill.	82 94						
				127	H	IUPUI	63 64	127	A	IUPUI	44 67						
				50	A	South Dakota St.	47 81	61	H	South Dakota	94 96						

Non-Div I Games: Valley City St. 85 77 St. Mary (NE) 88 68

North Dakota St.

Loss, Non-Conf, S Site, H Home A Away N Neutral

## North Florida

Through Games Of March 9, 2016

Average RPI Win:	321	WON-LOST	WINNING	LAST 10	STRENGTH OF	OPP. STRENGTH	TEAM	ADJ.	CONF.	ADJ CONF.
Average RPI Loss:	188	RECORD	PCT. RANK	GAMES	SCHEDULE	OF SCHEDULE	RPI	RPI	RPI	RPI
DIV. I ONLY	5- 22	316	1- 9	258	313	327	327	29	29	
DIV. I NON-CONF.	2- 10	304	0- 0	238	294	311	311	28	28	
TOTALS	RPI 1-25	RPI 26-50	W-L RECORDS	RPI 51-100	RPI 101-150	RPI 150+				
5- 22	0- 1	0- 0	OVERALL	0- 4	0- 3	5- 14				
3- 10	0- 0	0- 0	HOME	0- 2	0- 1	3- 7				
2- 12	0- 1	0- 0	AWAY	0- 2	0- 2	2- 7				
0- 0	0- 0	0- 0	NEUTRAL	0- 0	0- 0	0- 0				
2- 10	0- 1	0- 0	NON-CONFERENCE	0- 2	0- 1	2- 6				
1- 5	0- 0	0- 0	HOME	0- 1	0- 0	1- 4				
1- 5	0- 1	0- 0	AWAY	0- 1	0- 1	1- 2				
0- 0	0- 0	0- 0	NEUTRAL	0- 0	0- 0	0- 0				
3- 12	0- 0	0- 0	CONFERENCE	0- 2	0- 2	3- 8				
2- 5	0- 0	0- 0	HOME	0- 1	0- 1	2- 3				
1- 7	0- 0	0- 0	AWAY	0- 1	0- 1	1- 5				
0- 0	0- 0	0- 0	NEUTRAL	0- 0	0- 0	0- 0				

RPI 1-25			RPI 26-50			RPI 51-100			RPI 101+ Team's RPI: 327		
RPI	S	Opponent	Score	RPI	S	Opponent	Score	RPI	S	Opponent	Score
15	A	Florida St.	28 80					62	A	FGCU	50 75
								62	H	FGCU	38 65
								66	H	Purdue	47 70
								95	A	Nebraska	46 91
								112	A	Mercer	54 68
								143	A	Jacksonville	51 65
								143	H	Jacksonville	39 73
								159	A	Alabama	47 69
								187	A	Stetson	61 81
								187	H	Stetson	56 67
								213	A	USC Upstate	54 69
								213	A	USC Upstate	50 76
								213	H	USC Upstate	61 75
								252	H	Bethune-Cookman	49 53
								268	H	Campbell	55 66
								271	A	Georgia St.	63 76
								274	H	UNCW	47 63
								285	H	Towson	74 72
								288	A	Kennesaw St.	54 76
								288	H	Kennesaw St.	55 70
								288	H	South Carolina St.	48 53
								304	A	UMKC	62 55
								333	A	Lipscomb	71 78
								333	H	Lipscomb	78 70
								342	A	NJIT	68 51
								342	H	NJIT	72 49
LAST 12 Division I GAMES:											
213	A	USC Upstate	50 76	187	H	Stetson	56 67				
143	A	Jacksonville	51 65	62	A	FGCU	50 75				
342	H	NJIT	72 49	187	A	Stetson	61 81				
213	H	USC Upstate	61 75	62	H	FGCU	38 65				
288	A	Kennesaw St.	54 76	213	A	USC Upstate	54 69				
333	A	Lipscomb	71 78	342	A	NJIT	68 51				

Non-Div I Games: Warner 60 51 Webber Int'l 60 72 Trinity Baptist 97 30

North Florida

Loss, Non-Conf, S Site, H Home A Away N Neutral

## North Texas

Through Games Of March 9, 2016

Average RPI Win:	198	WON-LOST	WINNING	LAST 10	STRENGTH OF	OPP. STRENGTH	TEAM	ADJ.	CONF.	ADJ CONF.
Average RPI Loss:	140	RECORD	PCT. RANK	GAMES	SCHEDULE	OF SCHEDULE	RPI	RPI	RPI	RPI
DIV. I ONLY	11- 19	247	3- 7	202	110	237	237	13	13	
DIV. I NON-CONF.	5- 5	160	0- 0	233	129	186	186	10	10	
TOTALS	RPI 1-25	RPI 26-50	W-L RECORDS	RPI 51-100	RPI 101-150	RPI 150+				
11- 19	0- 0	1- 2	OVERALL	0- 4	2- 5	8- 8				
5- 9	0- 0	0- 1	HOME	0- 3	1- 2	4- 3				
5- 9	0- 0	1- 1	AWAY	0- 1	1- 2	3- 5				
1- 1	0- 0	0- 0	NEUTRAL	0- 0	0- 1	1- 0				
5- 5	0- 0	1- 0	NON-CONFERENCE	0- 1	1- 2	3- 2				
2- 3	0- 0	0- 0	HOME	0- 1	1- 1	1- 1				
3- 2	0- 0	1- 0	AWAY	0- 0	0- 1	2- 1				
0- 0	0- 0	0- 0	NEUTRAL	0- 0	0- 0	0- 0				
6- 14	0- 0	0- 2	CONFERENCE	0- 3	1- 3	5- 6				
3- 6	0- 0	0- 1	HOME	0- 2	0- 1	3- 2				
2- 7	0- 0	0- 1	AWAY	0- 1	1- 1	1- 4				
1- 1	0- 0	0- 0	NEUTRAL	0- 0	0- 1	1- 0				

RPI 1-25				RPI 26-50				RPI 51-100				RPI 101+				Team's RPI: 237
RPI	S	Opponent	Score	RPI	S	Opponent	Score	RPI	S	Opponent	Score	RPI	S	Opponent	Score	
				30	A	Oklahoma	61 57	67	H	Middle Tenn.	52 76	102	A	Iona	51 62	
				32	H	UTEP	67 75	69	H	San Francisco	61 69	124	H	Arizona	44 51	
				35	A	Western Ky.	53 65	76	A	Charlotte	69 72	127	H	IUPUI	68 67	
								76	H	Charlotte	70 82	135	A	Marshall	71 63	
												144	A	Old Dominion	55 62	
												144	H	Old Dominion	48 65	
												144	N	Old Dominion	55 62	
												155	H	UAB	53 51	
												175	A	Fla. Atlantic	61 71	
												175	N	Fla. Atlantic	79 74	
												185	A	Southern Miss.	38 57	
												185	H	Southern Miss.	57 55	
												189	H	Weber St.	38 45	
												195	H	SMU	60 57	
												203	A	Louisiana Tech	71 77	
												203	H	Louisiana Tech	67 78	
												223	A	Rice	97 100	
												223	H	Rice	73 79	
												245	A	Texas St.	62 64	
												264	H	UTSA	68 58	
												281	A	La Salle	69 63	
												302	A	FIU	58 40	
												330	A	Incarinate Word	62 55	
LAST 12 Division I GAMES:																
				144	N	Old Dominion	55 62	175	A	Fla. Atlantic	61 71					
				175	N	Fla. Atlantic	79 74	302	A	FIU	58 40					
				76	A	Charlotte	69 72	76	H	Charlotte	70 82					
				144	A	Old Dominion	55 62	144	H	Old Dominion	48 65					
				185	H	Southern Miss.	57 55	203	A	Louisiana Tech	71 77					
				203	H	Louisiana Tech	67 78	185	A	Southern Miss.	38 57					

Non-Div I Games:

North Texas

■ Loss, 
 ■ Non-Conf, 
 ■ S Site, 
 ■ Home 
 ■ A Away 
 N Neutral

## Northeastern

## Through Games Of March 9, 2016

Average RPI Win:	213	WON-LOST	WINNING	LAST 10	STRENGTH OF	OPP. STRENGTH	TEAM	ADJ.	CONF.	ADJ CONF.
Average RPI Loss:	109	RECORD	PCT. RANK	GAMES	SCHEDULE	OF SCHEDULE	RPI	RPI	RPI	RPI
DIV. I ONLY	14- 15	181	7- 3	115	146	158	158	12	12	
DIV. I NON-CONF.	5- 6	180	0- 0	114	195	175	175	11	11	
TOTALS	RPI 1-25	RPI 26-50	W-L RECORDS	RPI 51-100	RPI 101-150	RPI 150+				
14- 15	0- 1	0- 3	OVERALL	3- 5	0- 2	11- 4				
6- 9	0- 1	0- 1	HOME	1- 4	0- 1	5- 2				
8- 4	0- 0	0- 1	AWAY	2- 1	0- 0	6- 2				
0- 2	0- 0	0- 1	NEUTRAL	0- 0	0- 1	0- 0				
5- 6	0- 1	0- 1	NON-CONFERENCE	1- 1	0- 2	4- 1				
2- 4	0- 1	0- 0	HOME	1- 1	0- 1	1- 1				
3- 0	0- 0	0- 0	AWAY	0- 0	0- 0	3- 0				
0- 2	0- 0	0- 1	NEUTRAL	0- 0	0- 1	0- 0				
9- 9	0- 0	0- 2	CONFERENCE	2- 4	0- 0	7- 3				
4- 5	0- 0	0- 1	HOME	0- 3	0- 0	4- 1				
5- 4	0- 0	0- 1	AWAY	2- 1	0- 0	3- 2				
0- 0	0- 0	0- 0	NEUTRAL	0- 0	0- 0	0- 0				

RPI S	Opponent	Score	RPI S	Opponent	Score	RPI S	Opponent	Score	RPI S	Opponent	Score	Team's RPI: 158
17	H Michigan St.	51 77	34	A James Madison	62 85	63	H Maine	56 44	106	N Fresno St.	55 69	
			34	H James Madison	52 61	65	A Hofstra	50 75	119	H Boston College	45 71	
			44	N Missouri	56 69	65	H Hofstra	64 71	162	A Delaware	52 59	
						81	A Drexel	73 65	162	H Delaware	57 54	
						81	H Drexel	49 53	215	A William & Mary	62 69	
						87	H Quinnipiac	60 71	215	H William & Mary	69 68	
						89	A Elon	67 61	224	A Col. of Charleston	52 49	
						89	H Elon	54 56	224	H Col. of Charleston	78 66	
									225	H Canisius	57 68	
									229	A Siena	70 67	
									232	A New Hampshire	66 54	
									274	A UNCW	72 66	
									274	H UNCW	69 52	
									280	H UMES	60 49	
									285	A Towson	81 63	
									285	H Towson	71 72	
									343	A Boston U.	77 44	
LAST 12 Division I GAMES:												
65	H Hofstra	64 71	274	A UNCW	72 66							
285	A Towson	81 63	34	H James Madison	52 61							
224	H Col. of Charleston	78 66	224	A Col. of Charleston	52 49							
274	H UNCW	69 52	215	A William & Mary	62 69							
162	H Delaware	57 54	89	H Elon	54 56							
89	A Elon	67 61	81	H Drexel	49 53							

Non-Div I Games:

Northeastern

■ Loss, 
■ Non-Conf, 
■ S Site, 
■ H Home 
■ A Away 
N Neutral

Average RPI Win:	282	WON-LOST	WINNING	LAST 10	STRENGTH OF	OPP. STRENGTH	TEAM	ADJ.	CONF.	ADJ CONF.
Average RPI Loss:	162	RECORD	PCT. RANK	GAMES	SCHEDULE	OF SCHEDULE	RPI	RPI	RPI	RPI
DIV. I ONLY	4- 24	327	0- 10	129	280	310	310	19	19	
DIV. I NON-CONF.	2- 7	280	0- 0	123	204	236	236	23	23	
TOTALS	RPI 1-25	RPI 26-50	W-L RECORDS	RPI 51-100	RPI 101-150	RPI 150+				
4- 24	0- 0	0- 1	OVERALL	0- 2	0- 6	4- 15				
3- 8	0- 0	0- 0	HOME	0- 0	0- 2	3- 6				
1- 14	0- 0	0- 1	AWAY	0- 2	0- 3	1- 8				
0- 2	0- 0	0- 0	NEUTRAL	0- 0	0- 1	0- 1				
2- 7	0- 0	0- 1	NON-CONFERENCE	0- 1	0- 4	2- 1				
1- 1	0- 0	0- 0	HOME	0- 0	0- 1	1- 0				
1- 5	0- 0	0- 1	AWAY	0- 1	0- 2	1- 1				
0- 1	0- 0	0- 0	NEUTRAL	0- 0	0- 1	0- 0				
2- 17	0- 0	0- 0	CONFERENCE	0- 1	0- 2	2- 14				
2- 7	0- 0	0- 0	HOME	0- 0	0- 1	2- 6				
0- 9	0- 0	0- 0	AWAY	0- 1	0- 1	0- 7				
0- 1	0- 0	0- 0	NEUTRAL	0- 0	0- 0	0- 1				

RPI S	Opponent	Score	RPI S	Opponent	Score	RPI S	Opponent	Score	RPI S	Opponent	Score	Team's RPI: 310
			32 A	UTEP	66 77	91 A	North Dakota	56 63	108 A	New Mexico St.	53 87	
						95 A	Nebraska	67 90	120 H	Hawaii	52 61	
									124 N	Long Beach St.	48 69	
									130 A	Iowa St.	63 79	
									131 A	Idaho	59 76	
									131 H	Idaho	51 72	
									160 A	Montana St.	77 86	
									160 H	Montana St.	72 83	
									169 A	Eastern Wash.	65 72	
									169 H	Eastern Wash.	71 81	
									170 A	Montana	58 81	
									170 H	Montana	57 61	
									170 N	Montana	63 78	
									171 H	Sacramento St.	79 111	
									172 A	Idaho St.	61 71	
									172 H	Idaho St.	63 62	
									182 A	Northern Colo.	55 79	
									189 A	Weber St.	88 95	
									189 H	Weber St.	56 76	
									201 A	Colorado	66 90	
									287 H	Lamar	75 63	
									321 H	Portland St.	80 88	
									334 A	Southern Utah	68 73	
									334 H	Southern Utah	57 48	
									336 A	UC Irvine	71 55	
LAST 12 Division I GAMES:												
			170 N	Montana	63 78	170 H	Montana	57 61				
			171 H	Sacramento St.	79 111	160 H	Montana St.	72 83				
			321 H	Portland St.	80 88	131 A	Idaho	59 76				
			334 A	Southern Utah	68 73	169 A	Eastern Wash.	65 72				
			189 A	Weber St.	88 95	172 H	Idaho St.	63 62				
			172 A	Idaho St.	61 71	189 H	Weber St.	56 76				

Non-Div I Games: N.M. Highlands 91 43 Dixie St. 68 66

Northern Ariz.

■ Loss, 
 ■ Non-Conf, S Site, 
 ■ Home 
 ■ Away 
 N Neutral

Average RPI Win: <b>223</b>	WON-LOST	WINNING	LAST 10	STRENGTH OF	OPP. STRENGTH	TEAM	ADJ.	CONF.	ADJ CONF.
Average RPI Loss: <b>141</b>	RECORD	PCT. RANK	GAMES	SCHEDULE	OF SCHEDULE	RPI	RPI	RPI	RPI
DIV. I ONLY	<b>12- 16</b>	<b>216</b>	<b>4- 6</b>	<b>107</b>	<b>249</b>	<b>182</b>	<b>182</b>	<b>19</b>	<b>19</b>
DIV. I NON-CONF.	<b>4- 5</b>	<b>193</b>	<b>0- 0</b>	<b>140</b>	<b>130</b>	<b>160</b>	<b>160</b>	<b>23</b>	<b>23</b>
TOTALS	RPI 1-25	RPI 26-50	W-L RECORDS	RPI 51-100	RPI 101-150	RPI 150+			
12- 16	0- 0	0- 2	OVERALL	0- 3	2- 1	10- 10			
7- 5	0- 0	0- 1	HOME	0- 2	1- 0	6- 2			
3- 10	0- 0	0- 1	AWAY	0- 1	0- 1	3- 7			
2- 1	0- 0	0- 0	NEUTRAL	0- 0	1- 0	1- 1			
4- 5	0- 0	0- 2	NON-CONFERENCE	0- 1	1- 0	3- 2			
1- 2	0- 0	0- 1	HOME	0- 1	0- 0	1- 0			
1- 3	0- 0	0- 1	AWAY	0- 0	0- 0	1- 2			
2- 0	0- 0	0- 0	NEUTRAL	0- 0	1- 0	1- 0			
8- 11	0- 0	0- 0	CONFERENCE	0- 2	1- 1	7- 8			
6- 3	0- 0	0- 0	HOME	0- 1	1- 0	5- 2			
2- 7	0- 0	0- 0	AWAY	0- 1	0- 1	2- 5			
0- 1	0- 0	0- 0	NEUTRAL	0- 0	0- 0	0- 1			

RPI S	Opponent	Score	RPI S	Opponent	Score	RPI S	Opponent	Score	RPI S	Opponent	Score	Team's RPI: 182
43	H Colorado St.	46 <b>62</b>	53	H St. Mary's (CA)	52 <b>65</b>	118	N Akron	78 65				
50	A South Dakota St.	62 <b>66</b>	91	A North Dakota	51 <b>54</b>	131	A Idaho	56 <b>66</b>				
			91	H North Dakota	58 <b>59</b>	131	H Idaho	70 68				
						160	A Montana St.	58 <b>66</b>				
						160	H Montana St.	80 73				
						169	A Eastern Wash.	55 <b>59</b>				
						169	H Eastern Wash.	57 <b>66</b>				
						170	A Montana	46 <b>58</b>				
						170	H Montana	66 <b>72</b>				
						171	A Sacramento St.	72 <b>83</b>				
						172	A Idaho St.	61 59				
						172	H Idaho St.	48 47				
						172	N Idaho St.	45 <b>54</b>				
						189	A Weber St.	79 <b>82</b>				
						189	H Weber St.	65 63				
						201	A Colorado	41 <b>63</b>				
						228	A Grand Canyon	59 <b>69</b>				
						230	H Utah St.	74 60				
						241	N Valparaiso	77 63				
						303	A Denver	60 51				
						310	H Northern Ariz.	79 55				
						321	A Portland St.	70 59				
						334	H Southern Utah	64 44				
LAST 12 Division I GAMES:												
172	N Idaho St.	45 <b>54</b>	169	H Eastern Wash.	57 <b>66</b>							
170	H Montana	66 <b>72</b>	131	H Idaho	70 68							
160	H Montana St.	80 73	172	A Idaho St.	61 59							
321	A Portland St.	70 59	189	A Weber St.	79 <b>82</b>							
171	A Sacramento St.	72 <b>83</b>	91	A North Dakota	51 <b>54</b>							
91	H North Dakota	58 <b>59</b>	310	H Northern Ariz.	79 55							

Non-Div I Games: Western St. 101 48

Northern Colo.

■ Loss, 
 ■ Non-Conf, S Site, 
 ■ Home 
 ■ Away 
 N Neutral

Average RPI Win: <b>241</b>	WON-LOST	WINNING	LAST 10	STRENGTH OF	OPP. STRENGTH	TEAM	ADJ.	CONF.	ADJ CONF.
Average RPI Loss: <b>137</b>	RECORD	PCT. RANK	GAMES	SCHEDULE	OF SCHEDULE	RPI	RPI	RPI	RPI
DIV. I ONLY	<b>10- 19</b>	<b>259</b>	<b>3- 7</b>	<b>237</b>	<b>149</b>	<b>262</b>	<b>262</b>	<b>11</b>	<b>11</b>
DIV. I NON-CONF.	<b>6- 4</b>	<b>125</b>	<b>1- 0</b>	<b>347</b>	<b>288</b>	<b>252</b>	<b>252</b>	<b>13</b>	<b>13</b>
TOTALS	RPI 1-25	RPI 26-50	W-L RECORDS	RPI 51-100	RPI 101-150	RPI 150+			
10- 19	0- 0	0- 0	OVERALL	1- 8	3- 6	6- 5			
5- 7	0- 0	0- 0	HOME	1- 4	1- 2	3- 1			
3- 11	0- 0	0- 0	AWAY	0- 4	2- 4	1- 3			
2- 1	0- 0	0- 0	NEUTRAL	0- 0	0- 0	2- 1			
6- 4	0- 0	0- 0	NON-CONFERENCE	1- 0	0- 2	5- 2			
3- 0	0- 0	0- 0	HOME	1- 0	0- 0	2- 0			
1- 3	0- 0	0- 0	AWAY	0- 0	0- 2	1- 1			
2- 1	0- 0	0- 0	NEUTRAL	0- 0	0- 0	2- 1			
4- 15	0- 0	0- 0	CONFERENCE	0- 8	3- 4	1- 3			
2- 7	0- 0	0- 0	HOME	0- 4	1- 2	1- 1			
2- 8	0- 0	0- 0	AWAY	0- 4	2- 2	0- 2			
0- 0	0- 0	0- 0	NEUTRAL	0- 0	0- 0	0- 0			

RPI 1-25			RPI 26-50			RPI 51-100				RPI 101+		Team's RPI: 262			
RPI	S	Opponent	Score	RPI	S	Opponent	Score	RPI	S	Opponent	Score				
								51	A	Ohio	70 95	113	A	Toledo	59 66
								51	H	Ohio	47 72	113	H	Toledo	83 89
								60	A	Ball St.	68 76	118	A	Akron	65 58
								60	H	Ball St.	57 73	121	H	Buffalo	76 74
								68	A	Central Mich.	63 95	146	A	Western Mich.	52 94
								68	H	Central Mich.	67 73	146	A	Western Mich.	80 70
								80	A	Eastern Mich.	60 84	146	H	Western Mich.	60 64
								80	H	Eastern Mich.	80 87	147	A	SIUE	67 93
								98	H	Drake	87 73	149	A	Milwaukee	58 73
												197	A	Wisconsin	62 89
												220	N	Kansas	58 66
												259	H	Bowling Green	43 58
												282	A	Miami (OH)	60 66
												282	H	Miami (OH)	92 73
												305	H	Bradley	68 64
												315	N	Illinois St.	68 59
												319	A	Kent St.	85 95
												339	N	Cal St. Fullerton	72 49
												340	H	Eastern Ill.	79 63
												345	A	Chicago St.	68 50
LAST 12 Division I GAMES:															

Non-Div I Games: Wis. Lutheran 69 42

Northern Ill.

Average RPI Win:	213	WON-LOST	WINNING	LAST 10	STRENGTH OF	OPP. STRENGTH	TEAM	ADJ.	CONF.	ADJ CONF.
Average RPI Loss:	130	RECORD	PCT. RANK	GAMES	SCHEDULE	OF SCHEDULE	RPI	RPI	RPI	RPI
DIV. I ONLY	15- 12	146	6- 4	158	151	150	150	14	14	
DIV. I NON-CONF.	6- 3	99	0- 0	264	140	161	161	16	16	
TOTALS	RPI 1-25	RPI 26-50	W-L RECORDS	RPI 51-100	RPI 101-150	RPI 150+				
15- 12	0- 3	0- 0	OVERALL	1- 0	3- 6	11- 3				
8- 7	0- 2	0- 0	HOME	1- 0	2- 3	5- 2				
7- 5	0- 1	0- 0	AWAY	0- 0	1- 3	6- 1				
0- 0	0- 0	0- 0	NEUTRAL	0- 0	0- 0	0- 0				
6- 3	0- 1	0- 0	NON-CONFERENCE	1- 0	0- 1	5- 1				
4- 2	0- 1	0- 0	HOME	1- 0	0- 1	3- 0				
2- 1	0- 0	0- 0	AWAY	0- 0	0- 0	2- 1				
0- 0	0- 0	0- 0	NEUTRAL	0- 0	0- 0	0- 0				
9- 9	0- 2	0- 0	CONFERENCE	0- 0	3- 5	6- 2				
4- 5	0- 1	0- 0	HOME	0- 0	2- 2	2- 2				
5- 4	0- 1	0- 0	AWAY	0- 0	1- 3	4- 0				
0- 0	0- 0	0- 0	NEUTRAL	0- 0	0- 0	0- 0				

RPI 1-25				RPI 26-50				RPI 51-100				RPI 101+ Team's RPI: 150			
RPI	S	Opponent	Score	RPI	S	Opponent	Score	RPI	S	Opponent	Score	RPI	S	Opponent	Score
12	H	Kentucky	65 84					100	H	Marquette	83 78	103	A	Wright St.	61 66
23	A	Green Bay	40 52									103	H	Wright St.	65 76
23	H	Green Bay	73 81									118	H	Akron	75 77
												126	A	Youngstown St.	88 77
												126	H	Youngstown St.	70 59
												142	A	Detroit	65 66
												142	H	Detroit	81 60
												149	A	Milwaukee	71 78
												149	H	Milwaukee	60 86
												194	A	Robert Morris	72 70
												202	A	Oakland	75 71
												202	H	Oakland	80 64
												226	H	Indiana St.	73 67
												240	A	Cincinnati	68 71
												241	A	Valparaiso	68 50
												241	H	Valparaiso	60 61
												250	A	Ill.-Chicago	72 61
												250	H	Ill.-Chicago	55 53
												260	A	Cleveland St.	83 51
												260	H	Cleveland St.	62 64
												279	H	Tennessee Tech	88 62
												282	A	Miami (OH)	71 57
												316	H	IPFW	77 64
LAST 12 Division I GAMES:															
260	H	Cleveland St.	62 64	103	H	Wright St.	65 76								
126	H	Youngstown St.	70 59	241	A	Valparaiso	68 50								
23	A	Green Bay	40 52	250	A	Ill.-Chicago	72 61								
149	A	Milwaukee	71 78	126	A	Youngstown St.	88 77								
202	H	Oakland	80 64	260	A	Cleveland St.	83 51								
142	H	Detroit	81 60	149	H	Milwaukee	60 86								

Non-Div I Games: West Virginia St. 92 47 Ind.-Kokomo 104 33

Northern Ky.

Loss, Non-Conf, S Site, H Home A Away N Neutral



## Northwestern

Through Games Of March 9, 2016

Average RPI Win:	164	WON-LOST	WINNING	LAST 10	STRENGTH OF	OPP. STRENGTH	TEAM	ADJ.	CONF.	ADJ CONF.
Average RPI Loss:	57	RECORD	PCT. RANK	GAMES	SCHEDULE	OF SCHEDULE	RPI	RPI	RPI	RPI
DIV. I ONLY	18- 16	157	4- 6	60	59	99	99	5	5	
DIV. I NON-CONF.	11- 1	16	0- 0	197	238	58	58	4	4	
TOTALS	RPI 1-25	RPI 26-50	W-L RECORDS	RPI 51-100	RPI 101-150	RPI 150+				
18- 16	1- 5	1- 2	OVERALL	2- 7	4- 2	10- 0				
8- 8	1- 1	0- 2	HOME	1- 4	2- 1	4- 0				
4- 7	0- 0	0- 0	AWAY	0- 0	0- 1	4- 0				
6- 1	0- 1	1- 0	NEUTRAL	1- 0	2- 0	2- 0				
11- 1	0- 0	0- 1	NON-CONFERENCE	0- 0	4- 0	7- 0				
6- 1	0- 0	0- 1	HOME	0- 0	2- 0	4- 0				
2- 0	0- 0	0- 0	AWAY	0- 0	0- 0	2- 0				
3- 0	0- 0	0- 0	NEUTRAL	0- 0	2- 0	1- 0				
7- 15	1- 5	1- 1	CONFERENCE	2- 7	0- 2	3- 0				
2- 7	1- 1	0- 1	HOME	1- 4	0- 1	0- 0				
2- 7	0- 3	0- 0	AWAY	0- 3	0- 1	2- 0				
3- 1	0- 1	1- 0	NEUTRAL	1- 0	0- 0	1- 0				

RPI S Opponent	Score	RPI S Opponent	Score	RPI S Opponent	Score	Team's RPI: 99	RPI S Opponent	Score
6 A Ohio St.	73 76	29 H DePaul	64 77	52 A Rutgers	59 61		114 N Creighton	75 52
6 H Ohio St.	86 82	45 H Indiana	84 91	59 H Iowa	64 79		134 A Penn St.	72 79
8 A Maryland	62 80	45 N Indiana	79 73	66 H Purdue	71 85		134 H Penn St.	54 73
8 H Maryland	70 79			79 H Michigan	65 70		146 H Western Mich.	86 62
8 N Maryland	62 83			82 A Minnesota	92 95		148 N East Carolina	78 75
17 A Michigan St.	51 74			82 H Minnesota	106 112		149 H Milwaukee	69 44
				82 N Minnesota	84 74		154 A North Carolina	85 72
				95 A Nebraska	67 76		169 N Eastern Wash.	74 70
				95 H Nebraska	85 62		172 H Idaho St.	72 36
							173 A Loyola Chicago	81 72
							179 A Illinois	69 59
							197 A Wisconsin	71 53
							197 N Wisconsin	76 72
							297 H Alcorn	91 47
							304 H UMKC	80 38
							328 H Howard	89 49
LAST 12 Division I GAMES:								
8 N Maryland	62 83	197 A Wisconsin	71 53					
45 N Indiana	79 73	134 H Penn St.	54 73					
82 N Minnesota	84 74	8 H Maryland	70 79					
197 N Wisconsin	76 72	52 A Rutgers	59 61					
95 A Nebraska	67 76	82 H Minnesota	106 112					
79 H Michigan	65 70	179 A Illinois	69 59					

Non-Div I Games:

Northwestern

■ Loss, 
 ■ Non-Conf, S Site, 
 ■ Home 
 ■ Away 
 N Neutral

Average RPI Win:	263	WON-LOST	WINNING	LAST 10	STRENGTH OF	OPP. STRENGTH	TEAM	ADJ.	CONF.	ADJ CONF.
Average RPI Loss:	126	RECORD	PCT. RANK	GAMES	SCHEDULE	OF SCHEDULE	RPI	RPI	RPI	RPI
DIV. I ONLY	15- 10	113	8- 2	120	311	117	117	25	25	
DIV. I NON-CONF.	2- 5	253	0- 0	4	264	123	123	26	26	
TOTALS	RPI 1-25	RPI 26-50	W-L RECORDS	RPI 51-100	RPI 101-150	RPI 150+				
15- 10	0- 2	0- 0	OVERALL	1- 2	1- 3	13- 3				
10- 1	0- 0	0- 0	HOME	0- 1	1- 0	9- 0				
5- 8	0- 1	0- 0	AWAY	1- 0	0- 0	4- 0				
0- 1	0- 0	0- 0	NEUTRAL	0- 0	0- 1	0- 0				
2- 5	0- 2	0- 0	NON-CONFERENCE	0- 0	0- 2	2- 1				
2- 0	0- 0	0- 0	HOME	0- 0	0- 0	2- 0				
0- 4	0- 2	0- 0	AWAY	0- 0	0- 1	0- 1				
0- 1	0- 0	0- 0	NEUTRAL	0- 0	0- 1	0- 0				
13- 5	0- 0	0- 0	CONFERENCE	1- 2	1- 1	11- 2				
8- 1	0- 0	0- 0	HOME	0- 1	1- 0	7- 0				
5- 4	0- 0	0- 0	AWAY	1- 1	0- 1	4- 2				
0- 0	0- 0	0- 0	NEUTRAL	0- 0	0- 0	0- 0				

RPI 1-25				RPI 26-50				RPI 51-100				RPI 101+ Team's RPI: 117			
RPI	S	Opponent	Score	RPI	S	Opponent	Score	RPI	S	Opponent	Score	RPI	S	Opponent	Score
2	A	Baylor	44 86					77	A	Abilene Christian	46 67	108	A	New Mexico St.	54 65
7	A	Texas	33 86					96	A	Central Ark.	60 56	124	N	Long Beach St.	59 60
								96	H	Central Ark.	49 74	145	A	McNeese St.	74 78
												145	H	McNeese St.	85 64
												181	H	Grambling	71 62
												195	A	SMU	36 74
												200	A	SFA	52 68
												200	H	SFA	72 51
												236	H	Sam Houston St.	69 49
												248	H	Houston Baptist	55 44
												287	A	Lamar	73 51
												306	H	Jackson St.	59 54
												307	A	Nicholls St.	61 70
												307	H	Nicholls St.	66 62
												313	H	A&M-Corpus Christi	60 43
												318	A	Southeastern La.	73 58
												318	H	Southeastern La.	82 62
												330	A	Incarinate Word	53 48
												331	A	New Orleans	58 46
												331	H	New Orleans	70 53
LAST 12 Division I GAMES:															
331	A	New Orleans	58 46	96	A	Central Ark.	60 56	200	A	SFA	52 68				
200	H	SFA	72 51	318	H	Southeastern La.	82 62	96	H	Central Ark.	49 74				
318	A	Southeastern La.	73 58	145	A	McNeese St.	74 78	307	A	Nicholls St.	61 70				
331	H	New Orleans	70 53												
307	H	Nicholls St.	66 62												
145	H	McNeese St.	85 64												

Non-Div I Games: LeTourneau 73 44 Xavier (LA) 73 57 LSU-Alexandria 94 65 Central Baptist 86 56 Northwestern St.

Average RPI Win:	85	WON-LOST	WINNING	LAST 10	STRENGTH OF	OPP. STRENGTH	TEAM	ADJ.	CONF.	ADJ CONF.
Average RPI Loss:	3	RECORD	PCT. RANK	GAMES	SCHEDULE	OF SCHEDULE	RPI	RPI	RPI	RPI
DIV. I ONLY	31- 1	3	10- 0	2	5	1	1	4	4	
DIV. I NON-CONF.	12- 1	9	1- 0	7	2	2	2	5	5	
TOTALS	RPI 1-25	RPI 26-50	W-L RECORDS	RPI 51-100	RPI 101-150	RPI 150+				
31- 1	7- 1	8- 0	OVERALL	3- 0	9- 0	4- 0				
14- 0	3- 0	4- 0	HOME	2- 0	3- 0	2- 0				
12- 1	2- 1	2- 0	AWAY	1- 0	6- 0	1- 0				
5- 0	2- 0	2- 0	NEUTRAL	0- 0	0- 0	1- 0				
12- 1	3- 1	3- 0	NON-CONFERENCE	1- 0	3- 0	2- 0				
6- 0	2- 0	2- 0	HOME	1- 0	1- 0	0- 0				
4- 1	0- 1	1- 0	AWAY	0- 0	2- 0	1- 0				
2- 0	1- 0	0- 0	NEUTRAL	0- 0	0- 0	1- 0				
19- 0	4- 0	5- 0	CONFERENCE	2- 0	6- 0	2- 0				
8- 0	1- 0	2- 0	HOME	1- 0	2- 0	2- 0				
8- 0	2- 0	1- 0	AWAY	1- 0	4- 0	0- 0				
3- 0	1- 0	2- 0	NEUTRAL	0- 0	0- 0	0- 0				

RPI S	Opponent	Score	RPI S	Opponent	Score	RPI S	Opponent	Score	RPI S	Opponent	Score
3	A UConn	81 91	26	H Miami (FL)	90 69	73	A Georgia Tech	54 42	107	A TCU	88 72
5	H Oregon St.	62 61	26	N Miami (FL)	78 67	73	H Georgia Tech	85 76	109	A Virginia	74 46
6	H Ohio St.	75 72	28	H Tennessee	79 66	90	H Bucknell	85 54	113	H Toledo	74 39
9	N UCLA	92 84	29	H DePaul	95 90				116	A Saint Joseph's	91 55
13	H Syracuse	90 62	46	A Duke	68 61				119	A Boston College	63 50
13	N Syracuse	68 57	46	N Duke	83 54				119	H Boston College	70 58
14	A Louisville	66 61	47	H North Carolina St.	82 46				122	H Virginia Tech	80 41
15	A Florida St.	73 66	50	A South Dakota St.	75 64				129	A Pittsburgh	65 55
LAST 12 Division I GAMES:											
13	N Syracuse	68 57	15	A Florida St.	73 66				140	A Wake Forest	86 52
26	N Miami (FL)	78 67	26	H Miami (FL)	90 69				26	H Miami (FL)	90 69
46	N Duke	83 54	14	A Louisville	66 61				47	H North Carolina St.	82 46
9	N UCLA	92 84	46	A Duke	68 61				255	H Clemson	71 52
119	H Boston College	70 58							303	N Denver	94 52
255	H Clemson	71 52									

Non-Div I Games:

Notre Dame

## Oakland

Through Games Of March 9, 2016

Average RPI Win: <b>229</b>	WON-LOST	WINNING	LAST 10	STRENGTH OF	OPP. STRENGTH	TEAM	ADJ.	CONF.	ADJ CONF.
Average RPI Loss: <b>148</b>	RECORD	PCT. RANK	GAMES	SCHEDULE	OF SCHEDULE	RPI	RPI	RPI	RPI
DIV. I ONLY	<b>13- 14</b>	<b>186</b>	<b>3- 7</b>	<b>235</b>	<b>165</b>	<b>202</b>	<b>202</b>	<b>14</b>	<b>14</b>
DIV. I NON-CONF.	<b>6- 3</b>	<b>99</b>	<b>0- 0</b>	<b>340</b>	<b>269</b>	<b>222</b>	<b>222</b>	<b>16</b>	<b>16</b>
TOTALS	RPI 1-25	RPI 26-50	W-L RECORDS	RPI 51-100	RPI 101-150	RPI 150+			
13- 14	2- 1	0- 0	OVERALL	0- 1	1- 9	10- 3			
6- 7	1- 1	0- 0	HOME	0- 1	0- 5	5- 0			
7- 7	1- 0	0- 0	AWAY	0- 0	1- 4	5- 3			
0- 0	0- 0	0- 0	NEUTRAL	0- 0	0- 0	0- 0			
6- 3	0- 1	0- 0	NON-CONFERENCE	0- 1	0- 0	6- 1			
2- 2	0- 1	0- 0	HOME	0- 1	0- 0	2- 0			
4- 1	0- 0	0- 0	AWAY	0- 0	0- 0	4- 1			
0- 0	0- 0	0- 0	NEUTRAL	0- 0	0- 0	0- 0			
7- 11	2- 0	0- 0	CONFERENCE	0- 0	1- 9	4- 2			
4- 5	1- 0	0- 0	HOME	0- 0	0- 5	3- 0			
3- 6	1- 0	0- 0	AWAY	0- 0	1- 4	1- 2			
0- 0	0- 0	0- 0	NEUTRAL	0- 0	0- 0	0- 0			

RPI 1-25				RPI 26-50				RPI 51-100				RPI 101+ Team's RPI: 202			
RPI	S	Opponent	Score	RPI	S	Opponent	Score	RPI	S	Opponent	Score	RPI	S	Opponent	Score
17	H	Michigan St.	62 <b>82</b>					68	H	Central Mich.	87 <b>110</b>	103	A	Wright St.	63 <b>79</b>
23	A	Green Bay	58 56									103	H	Wright St.	72 <b>77</b>
23	H	Green Bay	77 69									126	A	Youngstown St.	63 <b>67</b>
												126	H	Youngstown St.	77 <b>96</b>
												142	A	Detroit	79 73
												142	H	Detroit	77 <b>82</b>
												149	A	Milwaukee	64 <b>77</b>
												149	H	Milwaukee	95 <b>98</b>
												150	A	Northern Ky.	64 <b>80</b>
												150	H	Northern Ky.	71 <b>75</b>
												214	H	Dartmouth	78 60
												241	A	Valparaiso	66 <b>81</b>
												241	H	Valparaiso	87 77
												250	A	Ill.-Chicago	78 76
												250	H	Ill.-Chicago	78 73
												260	A	Cleveland St.	75 <b>88</b>
												260	H	Cleveland St.	79 69
												278	A	Vermont	74 68
												282	A	Miami (OH)	54 <b>65</b>
												290	A	Niagara	77 67
												316	H	IPFW	81 74
												345	A	Chicago St.	74 51
												347	A	Norfolk St.	83 73
LAST 12 Division I GAMES:															
23	H	Green Bay	77 69	241	H	Valparaiso	87 77								
149	H	Milwaukee	95 <b>98</b>	260	A	Cleveland St.	75 <b>88</b>								
142	H	Detroit	77 <b>82</b>	126	A	Youngstown St.	63 <b>67</b>								
150	A	Northern Ky.	64 <b>80</b>	149	A	Milwaukee	64 <b>77</b>								
103	A	Wright St.	63 <b>79</b>	23	A	Green Bay	58 56								
250	H	Ill.-Chicago	78 73	142	A	Detroit	79 73								

Non-Div I Games: Rochester College 83 49 Mich.-Dearborn 123 38

Oakland

Loss, Non-Conf, S Site, H Home A Away N Neutral

Average RPI Win: <b>188</b>	WON-LOST	WINNING	LAST 10	STRENGTH OF	OPP. STRENGTH	TEAM	ADJ.	CONF.	ADJ CONF.
Average RPI Loss: <b>106</b>	RECORD	PCT. RANK	GAMES	SCHEDULE	OF SCHEDULE	RPI	RPI	RPI	RPI
DIV. I ONLY	<b>24- 6</b>	<b>28</b>	<b>7- 3</b>	<b>169</b>	<b>114</b>	<b>51</b>	<b>51</b>	<b>11</b>	<b>11</b>
DIV. I NON-CONF.	<b>8- 3</b>	<b>77</b>	<b>0- 0</b>	<b>199</b>	<b>63</b>	<b>66</b>	<b>66</b>	<b>13</b>	<b>13</b>
TOTALS	RPI 1-25	RPI 26-50	W-L RECORDS	RPI 51-100	RPI 101-150	RPI 150+			
24- 6	0- 1	1- 0	OVERALL	6- 1	5- 3	12- 1			
11- 1	0- 0	0- 0	HOME	3- 0	2- 1	6- 0			
9- 4	0- 0	0- 0	AWAY	2- 1	2- 0	5- 0			
4- 1	0- 0	1- 0	NEUTRAL	1- 0	1- 1	1- 0			
8- 3	0- 1	1- 0	NON-CONFERENCE	2- 1	1- 0	4- 1			
3- 0	0- 0	0- 0	HOME	1- 0	0- 0	2- 0			
1- 3	0- 1	0- 0	AWAY	0- 1	0- 0	1- 1			
4- 0	0- 0	1- 0	NEUTRAL	1- 0	1- 0	1- 0			
16- 3	0- 0	0- 0	CONFERENCE	4- 0	4- 3	8- 0			
8- 1	0- 0	0- 0	HOME	2- 0	2- 1	4- 0			
8- 1	0- 0	0- 0	AWAY	2- 0	2- 1	4- 0			
0- 1	0- 0	0- 0	NEUTRAL	0- 0	0- 1	0- 0			

RPI 1-25				RPI 26-50				RPI 51-100				Team's RPI: 51	RPI 101+			
RPI	S	Opponent	Score	RPI	S	Opponent	Score	RPI	S	Opponent	Score		RPI	S	Opponent	Score
18	A	Duquesne	47 <b>64</b>	45	N	Indiana	63 56	60	A	Ball St.	68 67		113	A	Toledo	77 57
								60	H	Ball St.	73 48		118	A	Akron	101 73
								62	N	FGCU	69 57		118	H	Akron	75 55
								67	H	Middle Tenn.	72 49		121	A	Buffalo	43 <b>51</b>
								68	H	Central Mich.	86 84		121	H	Buffalo	58 <b>70</b>
								75	A	Vanderbilt	59 <b>62</b>		121	N	Buffalo	60 <b>72</b>
								80	A	Eastern Mich.	71 64		146	H	Western Mich.	73 63
													148	N	East Carolina	64 61
													179	A	Illinois	53 <b>62</b>
													259	A	Bowling Green	72 57
													259	H	Bowling Green	75 58
													262	A	Northern Ill.	72 47
													262	H	Northern Ill.	95 70
													263	H	Saint Francis (PA)	91 65
													274	A	UNCW	75 59
													282	A	Miami (OH)	77 58
													282	H	Miami (OH)	72 44
													316	H	IPFW	79 52
													319	A	Kent St.	93 54
													319	H	Kent St.	86 52
													326	N	Winthrop	75 54
LAST 12 Division I GAMES:																
				121	N	Buffalo	60 <b>72</b>						282	H	Miami (OH)	72 44
				282	A	Miami (OH)	77 58						113	A	Toledo	77 57
				259	H	Bowling Green	75 58						262	H	Northern Ill.	95 70
				121	H	Buffalo	58 <b>70</b>						121	A	Buffalo	43 <b>51</b>
				319	H	Kent St.	86 52						60	A	Ball St.	68 67
				118	A	Akron	101 73						118	H	Akron	75 55

Non-Div I Games:

Ohio

■ Loss, 
 ■ Non-Conf, S Site, 
 ■ Home 
 ■ Away 
 N Neutral

Average RPI Win: 104		WON-LOST	WINNING	LAST 10	STRENGTH OF		OPP. STRENGTH	TEAM	ADJ.	CONF.	ADJ CONF.
Average RPI Loss: 32		RECORD	PCT. RANK	GAMES	SCHEDULE		OF SCHEDULE	RPI	RPI	RPI	RPI
DIV. I ONLY		24- 7	35	7- 3	3		18	6	6	5	5
DIV. I NON-CONF.		8- 3	77	0- 0	5		31	7	7	4	4
<hr/>											
TOTALS	RPI 1-25	RPI 26-50		W-L RECORDS		RPI 51-100		RPI 101-150		RPI 150+	
24- 7	4- 5	2- 0		OVERALL		9- 2		3- 0		6- 0	
14- 1	2- 1	2- 0		HOME		5- 0		1- 0		4- 0	
7- 5	1- 3	0- 0		AWAY		3- 2		1- 0		2- 0	
3- 1	1- 1	0- 0		NEUTRAL		1- 0		1- 0		0- 0	
8- 3	1- 3	1- 0		NON-CONFERENCE		1- 0		2- 0		3- 0	
5- 1	0- 1	1- 0		HOME		1- 0		1- 0		2- 0	
1- 2	0- 2	0- 0		AWAY		0- 0		0- 0		1- 0	
2- 0	1- 0	0- 0		NEUTRAL		0- 0		1- 0		0- 0	
16- 4	3- 2	1- 0		CONFERENCE		8- 2		1- 0		3- 0	
9- 0	2- 0	1- 0		HOME		4- 0		0- 0		2- 0	
6- 3	1- 1	0- 0		AWAY		3- 2		1- 0		1- 0	
1- 1	0- 1	0- 0		NEUTRAL		1- 0		0- 0		0- 0	

RPI	S	Opponent	Score	RPI	S	Opponent	Score	RPI	S	Opponent	Score	RPI	S	Opponent	Score
1	A	Notre Dame	72 75	38	H	Princeton	90 70	52	A	Rutgers	67 58	109	H	Virginia	93 73
3	H	UConn	56 100	45	H	Indiana	97 70	52	H	Rutgers	90 78	132	N	Liberty	75 65
4	A	South Carolina	80 88					52	N	Rutgers	73 58	134	A	Penn St.	77 63
8	A	Maryland	80 71					59	A	Iowa	98 81	179	A	Illinois	80 70
8	H	Maryland	94 86					66	H	Purdue	90 70	179	H	Illinois	117 74
17	A	Michigan St.	105 107					78	H	Belmont	84 56	197	H	Wisconsin	87 61
17	H	Michigan St.	85 80					79	A	Michigan	97 93	211	H	N.C. A&T	89 56
17	N	Michigan St.	63 82					82	A	Minnesota	88 90	240	A	Cincinnati	105 76
19	N	Texas A&M	95 80					95	H	Nebraska	96 70	344	H	Wagner	106 47
LAST 12 Division I GAMES:															
17	N	Michigan St.	63 82	134	A	Penn St.	77 63								
52	N	Rutgers	73 58	59	A	Iowa	98 81								
17	A	Michigan St.	105 107	8	H	Maryland	94 86								
82	A	Minnesota	88 90	197	H	Wisconsin	87 61								
179	H	Illinois	117 74	179	A	Illinois	80 70								
95	H	Nebraska	96 70	99	H	Northwestern	76 73								

Non-Div I Games:

Ohio St.

Average RPI Win: 131		WON-LOST	WINNING	LAST 10	STRENGTH OF	OPP. STRENGTH	TEAM	ADJ.	CONF.	ADJ CONF.
Average RPI Loss: 40		RECORD	PCT. RANK	GAMES	SCHEDULE	OF SCHEDULE	RPI	RPI	RPI	RPI
DIV. I ONLY		21- 10	77	6- 4	29	12	30	30	3	3
DIV. I NON-CONF.		9- 2	37	0- 0	195	35	72	72	3	3
TOTALS		RPI 1-25	RPI 26-50		W-L RECORDS		RPI 51-100	RPI 101-150	RPI 150+	
21- 10	3- 6	3- 3		OVERALL		1- 0	8- 0	6- 1		
11- 3	3- 1	1- 1		HOME		0- 0	4- 0	3- 1		
7- 5	0- 3	1- 2		AWAY		0- 0	3- 0	3- 0		
3- 2	0- 2	1- 0		NEUTRAL		1- 0	1- 0	0- 0		
9- 2	1- 1	1- 0		NON-CONFERENCE		1- 0	2- 0	4- 1		
4- 1	1- 0	0- 0		HOME		0- 0	1- 0	2- 1		
3- 0	0- 0	1- 0		AWAY		0- 0	0- 0	2- 0		
2- 1	0- 1	0- 0		NEUTRAL		1- 0	1- 0	0- 0		
12- 8	2- 5	2- 3		CONFERENCE		0- 0	6- 0	2- 0		
7- 2	2- 1	1- 1		HOME		0- 0	3- 0	1- 0		
4- 5	0- 3	0- 2		AWAY		0- 0	3- 0	1- 0		
1- 1	0- 1	1- 0		NEUTRAL		0- 0	0- 0	0- 0		

RPI S	Opponent	Score	RPI S	Opponent	Score	Team's RPI: 30	RPI S	Opponent	Score	RPI S	Opponent	Score
2	A Baylor	68 78	31	A Oklahoma St.	42 73		88	N Utah	70 55	105	H Little Rock	65 52
2	H Baylor	70 78	31	H Oklahoma St.	69 71					107	A TCU	78 65
2	N Baylor	57 84	31	N Oklahoma St.	61 43					107	H TCU	77 64
7	A Texas	76 83	33	A Washington	71 68					119	N Boston College	76 61
7	H Texas	74 56	49	A Kansas St.	71 87					130	A Iowa St.	77 71
16	H BYU	73 47	49	H Kansas St.	68 58					130	H Iowa St.	85 54
19	N Texas A&M	68 74								138	A Texas Tech	70 60
22	A West Virginia	55 63								138	H Texas Tech	92 53
22	H West Virginia	57 54								191	A Tulsa	75 62
LAST 12 Division I GAMES:												
	2 N Baylor	57 84		22 A West Virginia	55 63					220	A Kansas	72 66
	31 N Oklahoma St.	61 43		7 H Texas	74 56					220	H Kansas	67 44
	138 A Texas Tech	70 60		49 A Kansas St.	71 87					237	H North Texas	57 61
	130 H Iowa St.	85 54		107 H TCU	77 64					264	H UTSA	80 41
	2 H Baylor	70 78		31 H Oklahoma St.	69 71					305	A Bradley	79 46
	220 A Kansas	72 66		130 A Iowa St.	77 71					326	H Winthrop	78 48

Non-Div I Games:

Oklahoma

■ Loss, 
■ Non-Conf, 
■ S Site, 
■ H Home 
■ A Away 
N Neutral

Average RPI Win:	143	WON-LOST	WINNING	LAST 10	STRENGTH OF	OPP. STRENGTH	TEAM	ADJ.	CONF.	ADJ CONF.
Average RPI Loss:	42	RECORD	PCT. RANK	GAMES	SCHEDULE	OF SCHEDULE	RPI	RPI	RPI	RPI
DIV. I ONLY	21- 9	63	5- 5	45	34	31	31	3	3	
DIV. I NON-CONF.	10- 1	19	0- 0	171	217	36	36	3	3	
TOTALS	RPI 1-25	RPI 26-50	W-L RECORDS	RPI 51-100	RPI 101-150	RPI 150+				
21- 9	2- 5	3- 2	OVERALL	2- 0	6- 2	8- 0				
16- 1	2- 1	2- 0	HOME	1- 0	5- 0	6- 0				
5- 7	0- 4	1- 1	AWAY	1- 0	1- 2	2- 0				
0- 1	0- 0	0- 1	NEUTRAL	0- 0	0- 0	0- 0				
10- 1	0- 1	0- 0	NON-CONFERENCE	2- 0	2- 0	6- 0				
8- 0	0- 0	0- 0	HOME	1- 0	2- 0	5- 0				
2- 1	0- 1	0- 0	AWAY	1- 0	0- 0	1- 0				
0- 0	0- 0	0- 0	NEUTRAL	0- 0	0- 0	0- 0				
11- 8	2- 4	3- 2	CONFERENCE	0- 0	4- 2	2- 0				
8- 1	2- 1	2- 0	HOME	0- 0	3- 0	1- 0				
3- 6	0- 3	1- 1	AWAY	0- 0	1- 2	1- 0				
0- 1	0- 0	0- 1	NEUTRAL	0- 0	0- 0	0- 0				

RPI S Opponent	Score	RPI S Opponent	Score	Team's RPI: 31	RPI S Opponent	Score	RPI S Opponent	Score
2 A Baylor	41 66	30 A Oklahoma	71 69		92 A Missouri St.	74 55	107 A TCU	65 79
2 H Baylor	52 45	30 H Oklahoma	73 42		97 H Washington St.	70 60	107 H TCU	80 52
7 A Texas	55 70	30 N Oklahoma	43 61				130 A Iowa St.	42 49
7 H Texas	48 78	49 A Kansas St.	44 47				130 H Iowa St.	79 76
20 A South Fla.	46 68	49 H Kansas St.	59 51				138 A Texas Tech	69 46
22 A West Virginia	48 82						138 H Texas Tech	70 57
22 H West Virginia	63 51						139 H Oral Roberts	59 55
							147 H SIUE	86 61
							154 H North Carolina	77 67
							193 H UTRGV	78 54
							220 A Kansas	74 46
							220 H Kansas	71 49
							231 H Texas Southern	87 52
							277 A UCF	74 55
							287 H Lamar	90 45
							299 H Savannah St.	76 48
LAST 12 Division I GAMES:								
30 N Oklahoma	43 61	22 H West Virginia	63 51					
49 H Kansas St.	59 51	7 A Texas	55 70					
22 A West Virginia	48 82	138 H Texas Tech	70 57					
220 H Kansas	71 49	30 A Oklahoma	71 69					
107 A TCU	65 79	107 H TCU	80 52					
2 A Baylor	41 66	220 A Kansas	74 46					

Non-Div I Games:

Oklahoma St.

■ Loss, 
 ■ Non-Conf, S Site, 
 ■ Home 
 ■ Away 
 N Neutral



Average RPI Win:	208	WON-LOST	WINNING	LAST 10	STRENGTH OF	OPP. STRENGTH	TEAM	ADJ.	CONF.	ADJ CONF.
Average RPI Loss:	122	RECORD	PCT. RANK	GAMES	SCHEDULE	OF SCHEDULE	RPI	RPI	RPI	RPI
DIV. I ONLY	15- 16	177	6- 4	109	148	144	144	13	13	
DIV. I NON-CONF.	4- 8	234	0- 0	132	215	215	215	10	10	
TOTALS	RPI 1-25	RPI 26-50	W-L RECORDS	RPI 51-100	RPI 101-150	RPI 150+				
15- 16	0- 1	0- 5	OVERALL	3- 1	1- 2	11- 7				
9- 4	0- 0	0- 2	HOME	1- 0	1- 0	7- 2				
5- 9	0- 0	0- 2	AWAY	2- 1	0- 1	3- 5				
1- 3	0- 1	0- 1	NEUTRAL	0- 0	0- 1	1- 0				
4- 8	0- 1	0- 2	NON-CONFERENCE	0- 1	0- 1	4- 3				
2- 2	0- 0	0- 1	HOME	0- 0	0- 0	2- 1				
2- 3	0- 0	0- 0	AWAY	0- 1	0- 0	2- 2				
0- 3	0- 1	0- 1	NEUTRAL	0- 0	0- 1	0- 0				
11- 8	0- 0	0- 3	CONFERENCE	3- 0	1- 1	7- 4				
7- 2	0- 0	0- 1	HOME	1- 0	1- 0	5- 1				
3- 6	0- 0	0- 2	AWAY	2- 0	0- 1	1- 3				
1- 0	0- 0	0- 0	NEUTRAL	0- 0	0- 0	1- 0				

RPI 1-25				RPI 26-50				RPI 51-100				RPI 101+				Team's RPI: 144	
RPI	S	Opponent	Score	RPI	S	Opponent	Score	RPI	S	Opponent	Score	RPI	S	Opponent	Score		
8	N	Maryland	49 95	26	H	Miami (FL)	35 61	67	A	Middle Tenn.	61 58	129	N	Pittsburgh	58 67		
				32	A	UTEP	64 70	72	A	VCU	54 74	135	A	Marshall	62 80		
				35	A	Western Ky.	51 68	76	A	Charlotte	71 59	135	H	Marshall	77 55		
				35	H	Western Ky.	74 85	76	H	Charlotte	94 85	155	A	UAB	55 58		
				50	N	South Dakota St.	39 71					165	H	ETSU	52 56		

Non-Div I Games:

Old Dominion

■ Loss, 
 ■ Non-Conf, 
 ■ S Site, 
 ■ H Home 
 ■ A Away 
 N Neutral

Average RPI Win:	213	WON-LOST	WINNING	LAST 10	STRENGTH OF	OPP. STRENGTH	TEAM	ADJ.	CONF.	ADJ CONF.
Average RPI Loss:	66	RECORD	PCT. RANK	GAMES	SCHEDULE	OF SCHEDULE	RPI	RPI	RPI	RPI
DIV. I ONLY	10- 20	265	0- 10	51	72	177	177	2	2	
DIV. I NON-CONF.	8- 5	120	0- 0	245	327	192	192	2	2	
TOTALS	RPI 1-25	RPI 26-50	W-L RECORDS	RPI 51-100	RPI 101-150	RPI 150+				
10- 20	1- 7	1- 3	OVERALL	1- 5	1- 3	6- 2				
8- 9	1- 4	1- 1	HOME	1- 3	1- 1	4- 0				
2- 10	0- 3	0- 2	AWAY	0- 1	0- 2	2- 2				
0- 1	0- 0	0- 0	NEUTRAL	0- 1	0- 0	0- 0				
8- 5	0- 0	1- 0	NON-CONFERENCE	0- 3	1- 1	6- 1				
6- 3	0- 0	1- 0	HOME	0- 2	1- 1	4- 0				
2- 2	0- 0	0- 0	AWAY	0- 1	0- 0	2- 1				
0- 0	0- 0	0- 0	NEUTRAL	0- 0	0- 0	0- 0				
2- 15	1- 7	0- 3	CONFERENCE	1- 2	0- 2	0- 1				
2- 6	1- 4	0- 1	HOME	1- 1	0- 0	0- 0				
0- 8	0- 3	0- 2	AWAY	0- 0	0- 2	0- 1				
0- 1	0- 0	0- 0	NEUTRAL	0- 1	0- 0	0- 0				

RPI 1-25				RPI 26-50				RPI 51-100				RPI 101+ Team's RPI: 177			
RPI	S	Opponent	Score	RPI	S	Opponent	Score	RPI	S	Opponent	Score	RPI	S	Opponent	Score
4	A	South Carolina	62 81	28	A	Tennessee	51 57	57	H	Auburn	60 65	123	A	LSU	57 76
4	H	South Carolina	45 66	35	H	Western Ky.	59 53	67	A	Middle Tenn.	75 84	128	H	La.-Lafayette	78 82
12	H	Kentucky	73 65	37	A	Georgia	56 70	74	H	Tulane	59 61	141	A	Arkansas	49 60
19	A	Texas A&M	58 81	44	H	Missouri	46 60	75	H	Vanderbilt	55 52	145	H	McNeese St.	96 56
19	H	Texas A&M	48 62					75	N	Vanderbilt	59 74	156	A	Stony Brook	72 57
24	A	Mississippi St.	51 79					92	H	Missouri St.	78 91	159	A	Alabama	37 48
24	H	Mississippi St.	51 60									185	A	Southern Miss.	38 57
25	H	Florida	65 85									331	H	New Orleans	97 59
LAST 12 Division I GAMES:															
		75 N Vanderbilt	59 74			57 H Auburn	60 65								
		141 A Arkansas	49 60			37 A Georgia	56 70								
		4 H South Carolina	45 66			159 A Alabama	37 48								
		24 H Mississippi St.	51 60			44 H Missouri	46 60								
		28 A Tennessee	51 57			4 A South Carolina	62 81								
		19 H Texas A&M	48 62			12 H Kentucky	73 65								

Non-Div I Games:

Ole Miss

■ Loss, 
 ■ Non-Conf, 
 ■ S Site, 
 ■ H Home 
 ■ A Away 
 N Neutral

Average RPI Win:	270	WON-LOST	WINNING	LAST 10	STRENGTH OF	OPP. STRENGTH	TEAM	ADJ.	CONF.	ADJ CONF.
Average RPI Loss:	136	RECORD	PCT. RANK	GAMES	SCHEDULE	OF SCHEDULE	RPI	RPI	RPI	RPI
DIV. I ONLY	13- 15	193	4- 6	260	225	238	238	18	18	
DIV. I NON-CONF.	5- 5	160	0- 0	322	295	265	265	18	18	
TOTALS	RPI 1-25	RPI 26-50	W-L RECORDS	RPI 51-100	RPI 101-150	RPI 150+				
13- 15	0- 0	0- 3	OVERALL	0- 3	2- 5	11- 4				
8- 5	0- 0	0- 1	HOME	0- 1	1- 2	7- 1				
3- 8	0- 0	0- 1	AWAY	0- 2	0- 3	3- 2				
2- 2	0- 0	0- 1	NEUTRAL	0- 0	1- 0	1- 1				
5- 5	0- 0	0- 0	NON-CONFERENCE	0- 1	0- 2	5- 2				
3- 2	0- 0	0- 0	HOME	0- 0	0- 1	3- 1				
1- 2	0- 0	0- 0	AWAY	0- 1	0- 1	1- 0				
1- 1	0- 0	0- 0	NEUTRAL	0- 0	0- 0	1- 1				
8- 10	0- 0	0- 3	CONFERENCE	0- 2	2- 3	6- 2				
5- 3	0- 0	0- 1	HOME	0- 1	1- 1	4- 0				
2- 6	0- 0	0- 1	AWAY	0- 1	0- 2	2- 2				
1- 1	0- 0	0- 1	NEUTRAL	0- 0	1- 0	0- 0				

RPI 1-25				RPI 26-50				RPI 51-100				RPI 101+				Team's RPI: 238	
RPI	S	Opponent	Score	RPI	S	Opponent	Score	RPI	S	Opponent	Score	RPI	S	Opponent	Score		
				50	A	South Dakota St.	58 68	61	A	South Dakota	76 82	114	H	Creighton	46 69		
				50	H	South Dakota St.	47 65	61	H	South Dakota	55 70	127	A	IUPUI	59 75		
				50	N	South Dakota St.	60 76	91	A	North Dakota	52 67	127	H	IUPUI	57 54		
												127	N	IUPUI	62 51		
												139	A	Oral Roberts	58 67		
												139	H	Oral Roberts	65 67		
												147	A	SIUE	86 90		
												206	H	Utah Valley	59 74		
												226	A	Indiana St.	51 50		
												239	A	Western Ill.	55 74		
												239	H	Western Ill.	79 66		
												248	N	Houston Baptist	51 64		
												277	H	UCF	75 60		
												303	A	Denver	70 60		
												303	H	Denver	67 55		
												304	H	UMKC	57 42		
												315	N	Illinois St.	60 56		
												316	A	IPFW	60 58		
												316	H	IPFW	71 64		
												322	A	North Dakota St.	67 74		
												322	H	North Dakota St.	77 52		
												340	H	Eastern Ill.	76 67		
LAST 12 Division I GAMES:																	
				50	N	South Dakota St.	60 76	316	H	IPFW	71 64						
				127	N	IUPUI	62 51	61	H	South Dakota	55 70						
				303	A	Denver	70 60	50	H	South Dakota St.	47 65						
				139	A	Oral Roberts	58 67	239	A	Western Ill.	55 74						
				127	H	IUPUI	57 54	316	A	IPFW	60 58						
				322	A	North Dakota St.	67 74	139	H	Oral Roberts	65 67						

Non-Div I Games: Midland 58 53 Waldorf 97 32

Omaha

Loss, Non-Conf, S Site, H Home A Away N Neutral

Oral Roberts

Through Games Of March 9, 2016

Average RPI Win:	240	WON-LOST	WINNING	LAST 10	STRENGTH OF	OPP. STRENGTH	TEAM	ADJ.	CONF.	ADJ CONF.
Average RPI Loss:	111	RECORD	PCT. RANK	GAMES	SCHEDULE	OF SCHEDULE	RPI	RPI	RPI	RPI
DIV. I ONLY	13- 15	193	5- 5	118	155	139	139	18	18	
DIV. I NON-CONF.	2- 8	290	0- 0	74	12	164	164	18	18	
TOTALS	RPI 1-25	RPI 26-50	W-L RECORDS	RPI 51-100	RPI 101-150	RPI 150+				
13- 15	0- 1	0- 3	OVERALL	1- 5	1- 3	11- 3				
6- 3	0- 0	0- 1	HOME	1- 0	0- 2	5- 0				
6- 11	0- 1	0- 2	AWAY	0- 4	1- 1	5- 3				
1- 1	0- 0	0- 0	NEUTRAL	0- 1	0- 0	1- 0				
2- 8	0- 1	0- 1	NON-CONFERENCE	0- 3	0- 2	2- 1				
0- 1	0- 0	0- 0	HOME	0- 0	0- 1	0- 0				
2- 7	0- 1	0- 1	AWAY	0- 3	0- 1	2- 1				
0- 0	0- 0	0- 0	NEUTRAL	0- 0	0- 0	0- 0				
11- 7	0- 0	0- 2	CONFERENCE	1- 2	1- 1	9- 2				
6- 2	0- 0	0- 1	HOME	1- 0	0- 1	5- 0				
4- 4	0- 0	0- 1	AWAY	0- 1	1- 0	3- 2				
1- 1	0- 0	0- 0	NEUTRAL	0- 1	0- 0	1- 0				

RPI 1-25				RPI 26-50				RPI 51-100				RPI 101+				Team's RPI: 139	
RPI	S	Opponent	Score	RPI	S	Opponent	Score	RPI	S	Opponent	Score	RPI	S	Opponent	Score		
2	A	Baylor	39 97	31	A	Oklahoma St.	55 59	61	A	South Dakota	48 71	105	H	Little Rock	52 66		
				50	A	South Dakota St.	48 60	61	H	South Dakota	60 56	127	A	IUPUI	52 47		
				50	H	South Dakota St.	50 68	61	N	South Dakota	61 78	127	H	IUPUI	54 57		
								79	A	Michigan	44 61	141	A	Arkansas	50 65		
								80	A	Eastern Mich.	69 77	191	A	Tulsa	59 53		
								92	A	Missouri St.	64 72	220	A	Kansas	70 63		
												228	A	Grand Canyon	64 66		
												238	A	Omaha	67 65		
												238	H	Omaha	67 58		
												239	A	Western Ill.	61 72		
												239	H	Western Ill.	79 55		
												239	N	Western Ill.	68 55		
												303	A	Denver	59 56		
												303	H	Denver	65 33		
												316	A	IPFW	48 54		
												316	H	IPFW	61 59		
												322	A	North Dakota St.	52 42		
												322	H	North Dakota St.	59 58		
LAST 12 Division I GAMES:																	
				61	N	South Dakota	61 78	50	A	South Dakota St.	48 60						
				239	N	Western Ill.	68 55	303	A	Denver	59 56						
				238	H	Omaha	67 58	322	H	North Dakota St.	59 58						
				239	H	Western Ill.	79 55	127	H	IUPUI	54 57						
				316	A	IPFW	48 54	50	H	South Dakota St.	50 68						
				61	A	South Dakota	48 71	303	H	Denver	65 33						

Non-Div I Games: Lyon 49 68 Evangel 89 46

Oral Roberts

Loss, Non-Conf, S Site, H Home A Away N Neutral

## Oregon

Through Games Of March 9, 2016

Average RPI Win:	165	WON-LOST	WINNING	LAST 10	STRENGTH OF	OPP. STRENGTH	TEAM	ADJ.	CONF.	ADJ CONF.
Average RPI Loss:	32	RECORD	PCT. RANK	GAMES	SCHEDULE	OF SCHEDULE	RPI	RPI	RPI	RPI
DIV. I ONLY	20- 10	79	6- 4	117	6	84	84	1	1	
DIV. I NON-CONF.	11- 0	1	0- 0	326	93	73	73	1	1	
TOTALS	RPI 1-25	RPI 26-50	W-L RECORDS	RPI 51-100	RPI 101-150	RPI 150+				
20- 10	0- 7	1- 0	OVERALL	7- 2	1- 1	11- 0				
15- 4	0- 4	0- 0	HOME	5- 0	1- 0	9- 0				
5- 5	0- 3	1- 0	AWAY	2- 2	0- 0	2- 0				
0- 1	0- 0	0- 0	NEUTRAL	0- 0	0- 1	0- 0				
11- 0	0- 0	0- 0	NON-CONFERENCE	2- 0	0- 0	9- 0				
10- 0	0- 0	0- 0	HOME	2- 0	0- 0	8- 0				
1- 0	0- 0	0- 0	AWAY	0- 0	0- 0	1- 0				
0- 0	0- 0	0- 0	NEUTRAL	0- 0	0- 0	0- 0				
9- 10	0- 7	1- 0	CONFERENCE	5- 2	1- 1	2- 0				
5- 4	0- 4	0- 0	HOME	3- 0	1- 0	1- 0				
4- 5	0- 3	1- 0	AWAY	2- 2	0- 0	1- 0				
0- 1	0- 0	0- 0	NEUTRAL	0- 0	0- 1	0- 0				

RPI	S	Opponent	Score	RPI	S	Opponent	Score	RPI	S	Opponent	Score	RPI	S	Opponent	Score
5	A	Oregon St.	33 60	33	A	Washington	75 63	55	A	Southern California	67 74	124	H	Arizona	76 54
5	H	Oregon St.	45 59					55	H	Southern California	69 60	124	N	Arizona	68 74
9	A	UCLA	69 80					58	H	UC Riverside	95 81	154	A	North Carolina	79 77
9	H	UCLA	72 77					86	A	California	54 65	199	H	San Jose St.	104 74
10	A	Stanford	42 69					86	H	California	69 59	201	A	Colorado	59 46
10	H	Stanford	62 64					88	A	Utah	77 65	201	H	Colorado	77 70
11	H	Arizona St.	58 63					88	H	Utah	69 58	204	H	Hampton	86 51
								91	H	North Dakota	77 51	206	H	Utah Valley	79 68
								97	A	Washington St.	73 48	255	H	Clemson	69 56
												266	H	UC Santa Barbara	79 51
												273	H	Seattle	82 62
												292	H	Portland	93 52
												321	H	Portland St.	122 59
LAST 12 Division I GAMES:															
124	N	Arizona	68 74	88	H	Utah	69 58								
10	A	Stanford	42 69	33	A	Washington	75 63								
86	A	California	54 65	97	A	Washington St.	73 48								
55	H	Southern California	69 60	124	H	Arizona	76 54								
9	H	UCLA	72 77	11	H	Arizona St.	58 63								
201	H	Colorado	77 70	88	A	Utah	77 65								

Non-Div I Games:

Oregon

■ Loss, 
 ■ Non-Conf, S Site, 
 ■ Home 
 ■ Away 
 N Neutral

Average RPI Win:	104	WON-LOST	WINNING	LAST 10	STRENGTH OF	OPP. STRENGTH	TEAM	ADJ.	CONF.	ADJ CONF.
Average RPI Loss:	12	RECORD	PCT. RANK	GAMES	SCHEDULE	OF SCHEDULE	RPI	RPI	RPI	RPI
DIV. I ONLY	28- 4	11	9- 1	20	1	5	5	1	1	
DIV. I NON-CONF.	9- 2	37	0- 0	101	23	42	42	1	1	
TOTALS	RPI 1-25	RPI 26-50	W-L RECORDS	RPI 51-100	RPI 101-150	RPI 150+				
28- 4	4- 3	2- 1	OVERALL	13- 0	3- 0	6- 0				
14- 1	3- 0	0- 1	HOME	5- 0	2- 0	4- 0				
9- 3	0- 3	1- 0	AWAY	6- 0	0- 0	2- 0				
5- 0	1- 0	1- 0	NEUTRAL	2- 0	1- 0	0- 0				
9- 2	0- 1	0- 1	NON-CONFERENCE	3- 0	2- 0	4- 0				
5- 1	0- 0	0- 1	HOME	1- 0	1- 0	3- 0				
2- 1	0- 1	0- 0	AWAY	1- 0	0- 0	1- 0				
2- 0	0- 0	0- 0	NEUTRAL	1- 0	1- 0	0- 0				
19- 2	4- 2	2- 0	CONFERENCE	10- 0	1- 0	2- 0				
9- 0	3- 0	0- 0	HOME	4- 0	1- 0	1- 0				
7- 2	0- 2	1- 0	AWAY	5- 0	0- 0	1- 0				
3- 0	1- 0	1- 0	NEUTRAL	1- 0	0- 0	0- 0				

RPI	S	Opponent	Score	RPI	S	Opponent	Score	RPI	S	Opponent	Score	RPI	S	Opponent	Score
1	A	Notre Dame	61 62	28	H	Tennessee	50 53	55	A	Southern California	57 49	124	H	Arizona	71 43
9	A	UCLA	51 71	33	A	Washington	61 53	55	H	Southern California	76 52	131	H	Idaho	69 44
9	H	UCLA	64 54	33	N	Washington	57 55	55	N	Southern California	63 53	141	N	Arkansas	63 47
9	N	UCLA	69 57					58	H	UC Riverside	86 65	186	H	Cal Poly	80 43
10	A	Stanford	54 76					65	N	Hofstra	73 50	201	A	Colorado	61 47
10	H	Stanford	58 50					84	A	Oregon	59 45	201	H	Colorado	73 50
11	H	Arizona St.	67 44					84	H	Oregon	60 33	210	H	CSU Bakersfield	75 51
								86	A	California	54 44	292	A	Portland	94 50
								86	H	California	70 48	311	H	Longwood	110 45
								88	A	Utah	62 53				
								88	H	Utah	72 53				
								97	A	Washington St.	54 45				
								100	A	Marquette	65 58				
LAST 12 Division I GAMES:															
		9 N UCLA	69 57			55 H Southern California	76 52								
		33 N Washington	57 55			88 H Utah	72 53								
		55 N Southern California	63 53			201 H Colorado	73 50								
		86 A California	54 44			97 A Washington St.	54 45								
		10 A Stanford	54 76			33 A Washington	61 53								
		9 H UCLA	64 54			11 H Arizona St.	67 44								

Non-Div I Games:

Oregon St.

## Pacific

Through Games Of March 9, 2016

Average RPI Win:	215	WON-LOST	WINNING	LAST 10	STRENGTH OF	OPP. STRENGTH	TEAM	ADJ.	CONF.	ADJ CONF.
Average RPI Loss:	119	RECORD	PCT. RANK	GAMES	SCHEDULE	OF SCHEDULE	RPI	RPI	RPI	RPI
DIV. I ONLY	12- 17	226	3- 7	143	115	176	176	8	8	
DIV. I NON-CONF.	6- 4	125	0- 0	212	267	120	120	9	9	
TOTALS	RPI 1-25	RPI 26-50	W-L RECORDS	RPI 51-100	RPI 101-150	RPI 150+				
12- 17	0- 2	0- 0	OVERALL	1- 7	1- 3	10- 5				
6- 6	0- 1	0- 0	HOME	1- 3	1- 1	4- 1				
6- 10	0- 0	0- 0	AWAY	0- 0	0- 0	6- 0				
0- 1	0- 0	0- 0	NEUTRAL	0- 0	0- 0	0- 1				
6- 4	0- 0	0- 0	NON-CONFERENCE	0- 0	0- 2	6- 2				
2- 1	0- 0	0- 0	HOME	0- 0	0- 1	2- 0				
4- 3	0- 0	0- 0	AWAY	0- 0	0- 1	4- 2				
0- 0	0- 0	0- 0	NEUTRAL	0- 0	0- 0	0- 0				
6- 13	0- 2	0- 0	CONFERENCE	1- 7	1- 1	4- 3				
4- 5	0- 1	0- 0	HOME	1- 3	1- 0	2- 1				
2- 7	0- 1	0- 0	AWAY	0- 4	0- 1	2- 1				
0- 1	0- 0	0- 0	NEUTRAL	0- 0	0- 0	0- 1				

RPI 1-25				RPI 26-50				RPI 51-100				RPI 101+ Team's RPI: 176			
RPI	S	Opponent	Score	RPI	S	Opponent	Score	RPI	S	Opponent	Score	RPI	S	Opponent	Score
16	A	BYU	62 79					53	A	St. Mary's (CA)	75 83	115	A	Gonzaga	61 68
16	H	BYU	57 67					53	H	St. Mary's (CA)	73 82	115	H	Gonzaga	84 83
								64	A	Santa Clara	52 76	124	A	Arizona	56 69
								64	H	Santa Clara	60 66	124	H	Long Beach St.	60 68
								69	A	San Francisco	71 81	154	A	North Carolina	66 63
								69	H	San Francisco	70 57	170	A	Montana	54 64
								83	A	San Diego	56 69	180	A	UC Davis	66 53
								83	H	San Diego	56 59	199	H	San Jose St.	81 69
												205	A	Gardner-Webb	84 77
												210	A	CSU Bakersfield	80 74
												230	A	Utah St.	70 78
												242	A	Loyola Marymount	88 96
												242	H	Loyola Marymount	60 63
												267	A	Pepperdine	92 64
												267	H	Pepperdine	65 62
												267	N	Pepperdine	72 81
												292	A	Portland	72 64
												292	H	Portland	87 38
												325	H	Nevada	74 52
LAST 12 Division I GAMES:															
267	N	Pepperdine	72 81	242	A	Loyola Marymount	88 96								
64	H	Santa Clara	60 66	83	H	San Diego	56 59								
69	A	San Francisco	71 81	16	H	BYU	57 67								
115	H	Gonzaga	84 83	53	A	St. Mary's (CA)	75 83								
292	H	Portland	87 38	115	A	Gonzaga	61 68								
267	A	Pepperdine	92 64	292	A	Portland	72 64								

Non-Div I Games: Stanislaus St. 74 61

Pacific

■ Loss, 
 ■ Non-Conf, 
 ■ S Site, 
 ■ Home 
 ■ Away 
 N Neutral

Average RPI Win:	174	WON-LOST	WINNING	LAST 10	STRENGTH OF	OPP. STRENGTH	TEAM	ADJ.	CONF.	ADJ CONF.
Average RPI Loss:	96	RECORD	PCT. RANK	GAMES	SCHEDULE	OF SCHEDULE	RPI	RPI	RPI	RPI
DIV. I ONLY	23- 4	17	9- 1	97	135	27	27	10	10	
DIV. I NON-CONF.	10- 3	61	0- 0	146	156	61	61	12	12	
TOTALS	RPI 1-25	RPI 26-50	W-L RECORDS	RPI 51-100	RPI 101-150	RPI 150+				
23- 4	0- 0	3- 1	OVERALL	4- 1	1- 1	15- 1				
12- 1	0- 0	2- 1	HOME	2- 0	0- 0	8- 0				
11- 3	0- 0	1- 0	AWAY	2- 1	1- 1	7- 1				
0- 0	0- 0	0- 0	NEUTRAL	0- 0	0- 0	0- 0				
10- 3	0- 0	1- 1	NON-CONFERENCE	2- 1	1- 1	6- 0				
5- 1	0- 0	1- 1	HOME	1- 0	0- 0	3- 0				
5- 2	0- 0	0- 0	AWAY	1- 1	1- 1	3- 0				
0- 0	0- 0	0- 0	NEUTRAL	0- 0	0- 0	0- 0				
13- 1	0- 0	2- 0	CONFERENCE	2- 0	0- 0	9- 1				
7- 0	0- 0	1- 0	HOME	1- 0	0- 0	5- 0				
6- 1	0- 0	1- 0	AWAY	1- 0	0- 0	4- 1				
0- 0	0- 0	0- 0	NEUTRAL	0- 0	0- 0	0- 0				

RPI S	Opponent	Score	RPI S	Opponent	Score	Team's RPI: 27	RPI S	Opponent	Score	RPI S	Opponent	Score	RPI S	Opponent	Score
			38	A Princeton	62 60		56	A Villanova	46 66	116	A Saint Joseph's	46 50			
			38	H Princeton	50 48		71	A Temple	60 54	120	A Hawaii	64 54			
			43	H Colorado St.	49 48		81	H Drexel	72 67	157	A Yale	77 59			
			46	H Duke	50 57		93	A Harvard	68 48	157	H Yale	68 49			
							93	H Harvard	62 46	167	A Cornell	46 51			
										167	H Cornell	65 50			
										184	A UMBC	81 46			
										207	A Brown	69 59			
										207	H Brown	66 49			
										214	A Dartmouth	56 41			
										214	H Dartmouth	65 50			
										232	A New Hampshire	67 60			
										233	H Navy	57 43			
										249	A Columbia	60 42			
										249	H Columbia	71 51			
										281	A La Salle	78 68			
										329	H Lafayette	54 37			
										344	H Wagner	78 50			
LAST 12 Division I GAMES:															
			38	A Princeton	62 60		207	A Brown	69 59						
			93	H Harvard	62 46		167	H Cornell	65 50						
			214	H Dartmouth	65 50		249	H Columbia	71 51						
			249	A Columbia	60 42		214	A Dartmouth	56 41						
			167	A Cornell	46 51		93	A Harvard	68 48						
			157	A Yale	77 59		207	H Brown	66 49						

Non-Div I Games: BYU-Hawaii 73 41

Penn

Loss, Non-Conf, S Site, H Home A Away N Neutral



Average RPI Win:	142	WON-LOST	WINNING	LAST 10	STRENGTH OF	OPP. STRENGTH	TEAM	ADJ.	CONF.	ADJ CONF.
Average RPI Loss:	74	RECORD	PCT. RANK	GAMES	SCHEDULE	OF SCHEDULE	RPI	RPI	RPI	RPI
DIV. I ONLY	12- 19	241	4- 6	46	29	134	134	5	5	
DIV. I NON-CONF.	5- 6	180	0- 1	67	96	157	157	4	4	
TOTALS	RPI 1-25	RPI 26-50	W-L RECORDS	RPI 51-100	RPI 101-150	RPI 150+				
12- 19	1- 5	0- 3	OVERALL	4- 8	1- 1	6- 2				
7- 8	0- 3	0- 0	HOME	2- 4	1- 1	4- 0				
4- 9	1- 1	0- 3	AWAY	2- 3	0- 0	1- 2				
1- 2	0- 1	0- 0	NEUTRAL	0- 1	0- 0	1- 0				
5- 6	0- 2	0- 2	NON-CONFERENCE	0- 0	1- 1	4- 1				
5- 1	0- 0	0- 0	HOME	0- 0	1- 1	4- 0				
0- 4	0- 1	0- 2	AWAY	0- 0	0- 0	0- 1				
0- 1	0- 1	0- 0	NEUTRAL	0- 0	0- 0	0- 0				
7- 13	1- 3	0- 1	CONFERENCE	4- 8	0- 0	2- 1				
2- 7	0- 3	0- 0	HOME	2- 4	0- 0	0- 0				
4- 5	1- 0	0- 1	AWAY	2- 3	0- 0	1- 1				
1- 1	0- 0	0- 0	NEUTRAL	0- 1	0- 0	1- 0				

RPI S	Opponent	Score	RPI S	Opponent	Score	RPI S	Opponent	Score	RPI S	Opponent	Score	Team's RPI: 134
6	H Ohio St.	63 77	28	A Tennessee	66 74	52	H Rutgers	62 74	122	H Virginia Tech	59 64	
8	H Maryland	53 89	36	A St. Bonaventure	60 70	59	A Iowa	82 69	126	H Youngstown St.	68 51	
16	N BYU	51 63	45	A Indiana	55 76	59	H Iowa	81 68	163	H Fordham	75 59	
17	A Michigan St.	65 61				66	H Purdue	78 88	179	A Illinois	65 56	
17	H Michigan St.	55 71				66	N Purdue	59 70	179	N Illinois	75 66	
20	A South Fla.	79 101				79	A Michigan	73 78	190	H Sacred Heart	83 46	
						79	H Michigan	87 91	197	A Wisconsin	62 82	
						82	A Minnesota	85 98	254	H Holy Cross	86 82	
						95	A Nebraska	69 87	276	H Central Conn. St.	73 47	
						95	H Nebraska	78 83	300	A CSUN	73 81	
						99	A Northwestern	73 54				
						99	H Northwestern	79 72				
LAST 12 Division I GAMES:												
66	N Purdue	59 70	99	A Northwestern	73 54							
179	N Illinois	75 66	6	H Ohio St.	63 77							
16	N BYU	51 63	17	A Michigan St.	65 61							
45	A Indiana	55 76	52	H Rutgers	62 74							
59	H Iowa	81 68	95	A Nebraska	69 87							
79	A Michigan	73 78	66	H Purdue	78 88							

Non-Div I Games:

Penn St.

■ Loss, 
■ Non-Conf, 
■ S Site, 
■ Home 
■ A Away 
N Neutral

# Pepperdine

Through Games Of March 9, 2016

Average RPI Win:	234	WON-LOST	WINNING	LAST 10	STRENGTH OF	OPP. STRENGTH	TEAM	ADJ.	CONF.	ADJ CONF.
Average RPI Loss:	119	RECORD	PCT. RANK	GAMES	SCHEDULE	OF SCHEDULE	RPI	RPI	RPI	RPI
DIV. I ONLY	7- 23	301	2- 8	110	119	267	267	8	8	
DIV. I NON-CONF.	4- 6	201	0- 1	223	303	235	235	9	9	
TOTALS	RPI 1-25	RPI 26-50	W-L RECORDS	RPI 51-100	RPI 101-150	RPI 150+				
7- 23	0- 3	0- 1	OVERALL	1- 8	0- 2	6- 9				
5- 8	0- 1	0- 0	HOME	1- 3	0- 1	4- 3				
1- 13	0- 1	0- 1	AWAY	0- 5	0- 1	1- 5				
1- 2	0- 1	0- 0	NEUTRAL	0- 0	0- 0	1- 1				
4- 6	0- 0	0- 1	NON-CONFERENCE	0- 1	0- 0	4- 4				
3- 1	0- 0	0- 0	HOME	0- 0	0- 0	3- 1				
1- 4	0- 0	0- 1	AWAY	0- 1	0- 0	1- 2				
0- 1	0- 0	0- 0	NEUTRAL	0- 0	0- 0	0- 1				
3- 17	0- 3	0- 0	CONFERENCE	1- 7	0- 2	2- 5				
2- 7	0- 1	0- 0	HOME	1- 3	0- 1	1- 2				
0- 9	0- 1	0- 0	AWAY	0- 4	0- 1	0- 3				
1- 1	0- 1	0- 0	NEUTRAL	0- 0	0- 0	1- 0				

RPI S	Opponent	Score	RPI S	Opponent	Score	RPI S	Opponent	Score	RPI S	Opponent	Score	Team's RPI: 267
16 A	BYU	64 69	48 A	Albany (NY)	49 64	53 A	St. Mary's (CA)	72 88	115 A	Gonzaga	39 56	
16 H	BYU	66 77				53 H	St. Mary's (CA)	62 58	115 H	Gonzaga	57 74	
16 N	BYU	59 72				64 A	Santa Clara	50 84	164 A	New Mexico	52 60	
						64 H	Santa Clara	60 62	166 N	George Mason	63 71	
						69 A	San Francisco	75 99	176 A	Pacific	62 65	
						69 H	San Francisco	74 81	176 H	Pacific	64 92	
						70 A	Army West Point	53 63	176 N	Pacific	81 72	
						83 A	San Diego	55 74	186 H	Cal Poly	47 61	
						83 H	San Diego	54 70	209 A	UNLV	63 83	
									210 A	CSU Bakersfield	76 73	
									242 A	Loyola Marymount	69 79	
									242 H	Loyola Marymount	77 83	
									266 H	UC Santa Barbara	71 69	
									292 A	Portland	79 81	
									292 H	Portland	74 62	
									303 H	Denver	64 60	
									339 H	Cal St. Fullerton	81 75	
LAST 12 Division I GAMES:												
16 N	BYU	59 72	176 H	Pacific	64 92							
176 N	Pacific	81 72	53 H	St. Mary's (CA)	62 58							
166 N	George Mason	63 71	115 A	Gonzaga	39 56							
242 H	Loyola Marymount	77 83	292 A	Portland	79 81							
64 A	Santa Clara	50 84	16 H	BYU	66 77							
69 A	San Francisco	75 99	83 H	San Diego	54 70							

Non-Div I Games: Alas. Anchorage 61 94

Pepperdine

Loss, Non-Conf, S Site, H Home A Away N Neutral

Average RPI Win:	230	WON-LOST	WINNING	LAST 10	STRENGTH OF	OPP. STRENGTH	TEAM	ADJ.	CONF.	ADJ CONF.
Average RPI Loss:	41	RECORD	PCT. RANK	GAMES	SCHEDULE	OF SCHEDULE	RPI	RPI	RPI	RPI
DIV. I ONLY	13- 18	222	4- 6	48	65	129	129	4	4	
DIV. I NON-CONF.	8- 5	120	0- 0	157	234	141	141	5	5	
TOTALS	RPI 1-25	RPI 26-50	W-L RECORDS	RPI 51-100	RPI 101-150	RPI 150+				
13- 18	0- 8	0- 6	OVERALL	0- 2	3- 2	10- 0				
6- 9	0- 5	0- 2	HOME	0- 1	0- 1	6- 0				
5- 6	0- 2	0- 2	AWAY	0- 1	2- 1	3- 0				
2- 3	0- 1	0- 2	NEUTRAL	0- 0	1- 0	1- 0				
8- 5	0- 2	0- 2	NON-CONFERENCE	0- 1	1- 0	7- 0				
6- 1	0- 1	0- 0	HOME	0- 0	0- 0	6- 0				
1- 2	0- 0	0- 1	AWAY	0- 1	0- 0	1- 0				
1- 2	0- 1	0- 1	NEUTRAL	0- 0	1- 0	0- 0				
5- 13	0- 6	0- 4	CONFERENCE	0- 1	2- 2	3- 0				
0- 8	0- 4	0- 2	HOME	0- 1	0- 1	0- 0				
4- 4	0- 2	0- 1	AWAY	0- 0	2- 1	2- 0				
1- 1	0- 0	0- 1	NEUTRAL	0- 0	0- 0	1- 0				

RPI S	Opponent	Score	RPI S	Opponent	Score	RPI S	Opponent	Score	RPI S	Opponent	Score	Team's RPI: 129
1	H Notre Dame	55 65	26	A Miami (FL)	55 79	73	H Georgia Tech	60 66	109	A Virginia	58 55	
8	N Maryland	49 70	26	N Miami (FL)	55 77	79	A Michigan	45 82	119	A Boston College	43 54	
13	A Syracuse	48 71	38	A Princeton	47 61				122	A Virginia Tech	59 48	
13	H Syracuse	56 70	46	H Duke	48 70				140	H Wake Forest	49 60	
14	A Louisville	36 65	47	H North Carolina St.	76 78				144	N Old Dominion	67 58	
14	H Louisville	61 84	50	N South Dakota St.	54 55				154	A North Carolina	76 60	
15	H Florida St.	55 66							154	N North Carolina	82 72	
18	H Duquesne	65 79							254	H Holy Cross	56 50	
									255	A Clemson	59 56	
									263	A Saint Francis (PA)	74 59	
									272	H American	76 58	
									284	H Rider	75 44	
									317	H Mt. St. Mary's	74 57	
									323	H Delaware St.	77 43	
									344	H Wagner	67 41	
LAST 12 Division I GAMES:												
26	N Miami (FL)	55 77	122	A Virginia Tech	59 48							
154	N North Carolina	82 72	14	H Louisville	61 84							
14	A Louisville	36 65	140	H Wake Forest	49 60							
73	H Georgia Tech	60 66	255	A Clemson	59 56							
13	H Syracuse	56 70	46	H Duke	48 70							
154	A North Carolina	76 60	109	A Virginia	58 55							

Non-Div I Games:

Pittsburgh

■ Loss, 
■ Non-Conf, S Site, 
■ Home 
■ Away 
N Neutral

Portland

Through Games Of March 9, 2016

Average RPI Win: <b>294</b>	WON-LOST	WINNING	LAST 10	STRENGTH OF	OPP. STRENGTH	TEAM	ADJ.	CONF.	ADJ CONF.
Average RPI Loss: <b>127</b>	RECORD	PCT. RANK	GAMES	SCHEDULE	OF SCHEDULE	RPI	RPI	RPI	RPI
DIV. I ONLY	2- 27	346	1- 9	77	133	292	292	8	8
DIV. I NON-CONF.	1- 9	325	0- 0	78	286	266	266	9	9
TOTALS	RPI 1-25	RPI 26-50	W-L RECORDS	RPI 51-100	RPI 101-150	RPI 150+			
2- 27	0- 3	0- 1	OVERALL	0- 9	0- 2	2- 12			
1- 13	0- 2	0- 0	HOME	0- 4	0- 1	1- 6			
1- 13	0- 1	0- 1	AWAY	0- 5	0- 1	1- 5			
0- 1	0- 0	0- 0	NEUTRAL	0- 0	0- 0	0- 1			
1- 9	0- 1	0- 1	NON-CONFERENCE	0- 1	0- 0	1- 6			
0- 5	0- 1	0- 0	HOME	0- 0	0- 0	0- 4			
1- 4	0- 0	0- 1	AWAY	0- 1	0- 0	1- 2			
0- 0	0- 0	0- 0	NEUTRAL	0- 0	0- 0	0- 0			
1- 18	0- 2	0- 0	CONFERENCE	0- 8	0- 2	1- 6			
1- 8	0- 1	0- 0	HOME	0- 4	0- 1	1- 2			
0- 9	0- 1	0- 0	AWAY	0- 4	0- 1	0- 3			
0- 1	0- 0	0- 0	NEUTRAL	0- 0	0- 0	0- 1			

RPI S	Opponent	Score	RPI S	Opponent	Score	RPI S	Opponent	Score	RPI S	Opponent	Score	Team's RPI: 292
5	H Oregon St.	50 94	33	A Washington	65 83	53	A St. Mary's (CA)	53 95	115	A Gonzaga	51 86	
16	A BYU	66 78				53	H St. Mary's (CA)	51 78	115	H Gonzaga	63 71	
16	H BYU	59 84				64	A Santa Clara	47 66	153	H Boise St.	49 89	
						64	H Santa Clara	45 67	160	A Montana St.	57 86	
						69	A San Francisco	69 90	170	A Montana	67 90	
						69	H San Francisco	63 82	176	A Pacific	38 87	
						83	A San Diego	43 71	176	H Pacific	64 72	
						83	H San Diego	67 77	180	H UC Davis	47 72	
						84	A Oregon	52 93	189	H Weber St.	55 57	
									242	A Loyola Marymount	52 62	
									242	H Loyola Marymount	62 77	
									242	N Loyola Marymount	72 85	
									267	A Pepperdine	62 74	
									267	H Pepperdine	81 79	
									300	H CSUN	62 68	
									321	A Portland St.	69 53	
LAST 12 Division I GAMES:												
242	N Loyola Marymount	72 85	242	H Loyola Marymount	62 77							
83	H San Diego	67 77	267	H Pepperdine	81 79							
16	H BYU	59 84	64	A Santa Clara	47 66							
53	A St. Mary's (CA)	53 95	69	A San Francisco	69 90							
176	A Pacific	38 87	53	H St. Mary's (CA)	51 78							
115	A Gonzaga	51 86	176	H Pacific	64 72							

Non-Div I Games: Willamette 73 54

Portland

Loss, Non-Conf, S Site, H Home A Away N Neutral

Average RPI Win:	260	WON-LOST	WINNING	LAST 10	STRENGTH OF	OPP. STRENGTH	TEAM	ADJ.	CONF.	ADJ CONF.
Average RPI Loss:	174	RECORD	PCT. RANK	GAMES	SCHEDULE	OF SCHEDULE	RPI	RPI	RPI	RPI
DIV. I ONLY	3- 25	340	1- 9	150	300	321	321	19	19	
DIV. I NON-CONF.	1- 8	320	0- 0	241	302	333	333	23	23	
TOTALS	RPI 1-25	RPI 26-50	W-L RECORDS	RPI 51-100	RPI 101-150	RPI 150+				
3- 25	0- 0	0- 1	OVERALL	0- 3	0- 3	3- 18				
2- 11	0- 0	0- 0	HOME	0- 1	0- 1	2- 9				
1- 13	0- 0	0- 1	AWAY	0- 2	0- 2	1- 8				
0- 1	0- 0	0- 0	NEUTRAL	0- 0	0- 0	0- 1				
1- 8	0- 0	0- 1	NON-CONFERENCE	0- 2	0- 1	1- 4				
1- 3	0- 0	0- 0	HOME	0- 0	0- 0	1- 3				
0- 5	0- 0	0- 1	AWAY	0- 2	0- 1	0- 1				
0- 0	0- 0	0- 0	NEUTRAL	0- 0	0- 0	0- 0				
2- 17	0- 0	0- 0	CONFERENCE	0- 1	0- 2	2- 14				
1- 8	0- 0	0- 0	HOME	0- 1	0- 1	1- 6				
1- 8	0- 0	0- 0	AWAY	0- 0	0- 1	1- 7				
0- 1	0- 0	0- 0	NEUTRAL	0- 0	0- 0	0- 1				

RPI S	Opponent	Score	RPI S	Opponent	Score	RPI S	Opponent	Score	RPI S	Opponent	Score	Team's RPI: 321
50	A South Dakota St.	65 74	61	A South Dakota	61 103	124	A Long Beach St.	71 89				
			84	A Oregon	59 122	131	A Idaho	63 84				
			91	H North Dakota	62 75	131	H Idaho	65 94				
						160	A Montana St.	64 74				
						160	H Montana St.	59 106				
						169	A Eastern Wash.	57 70				
						169	H Eastern Wash.	81 79				
						170	A Montana	57 76				
						170	H Montana	58 79				
						171	A Sacramento St.	91 132				
						171	H Sacramento St.	78 126				
						172	A Idaho St.	70 71				
						172	H Idaho St.	42 64				
						180	H UC Davis	70 82				
						182	H Northern Colo.	59 70				
						189	A Weber St.	73 102				
						189	H Weber St.	58 75				
						189	N Weber St.	68 91				
						273	H Seattle	64 85				
						292	H Portland	53 69				
						300	H CSUN	83 77				
						310	A Northern Ariz.	88 80				
						334	A Southern Utah	64 76				
						339	A Cal St. Fullerton	69 84				
LAST 12 Division I GAMES:												
189	N Weber St.	68 91	131	A Idaho	63 84							
334	A Southern Utah	64 76	189	H Weber St.	58 75							
310	A Northern Ariz.	88 80	172	H Idaho St.	42 64							
182	H Northern Colo.	59 70	170	A Montana	57 76							
91	H North Dakota	62 75	160	A Montana St.	64 74							
169	A Eastern Wash.	57 70	131	H Idaho	65 94							

Non-Div I Games: Warner Pacific 64 76 Corban 90 76

Portland St.

Loss, Non-Conf, S Site, H Home A Away N Neutral

Prairie View

Through Games Of March 9, 2016

Average RPI Win:	309	WON-LOST	WINNING	LAST 10	STRENGTH OF	OPP. STRENGTH	TEAM	ADJ.	CONF.	ADJ CONF.
Average RPI Loss:	199	RECORD	PCT. RANK	GAMES	SCHEDULE	OF SCHEDULE	RPI	RPI	RPI	RPI
DIV. I ONLY	12- 14	198	4- 6	344	337	275	275	31	31	
DIV. I NON-CONF.	3- 5	218	0- 0	304	138	228	228	31	31	
TOTALS	RPI 1-25	RPI 26-50	W-L RECORDS	RPI 51-100	RPI 101-150	RPI 150+				
12- 14	0- 1	0- 0	OVERALL	0- 1	0- 1	12- 11				
6- 4	0- 0	0- 0	HOME	0- 0	0- 0	6- 4				
6- 9	0- 1	0- 0	AWAY	0- 0	0- 0	6- 0				
0- 1	0- 0	0- 0	NEUTRAL	0- 0	0- 0	0- 1				
3- 5	0- 1	0- 0	NON-CONFERENCE	0- 1	0- 1	3- 2				
1- 0	0- 0	0- 0	HOME	0- 0	0- 0	1- 0				
2- 4	0- 1	0- 0	AWAY	0- 1	0- 1	2- 1				
0- 1	0- 0	0- 0	NEUTRAL	0- 0	0- 0	0- 1				
9- 9	0- 0	0- 0	CONFERENCE	0- 0	0- 0	9- 9				
5- 4	0- 0	0- 0	HOME	0- 0	0- 0	5- 4				
4- 5	0- 0	0- 0	AWAY	0- 0	0- 0	4- 5				
0- 0	0- 0	0- 0	NEUTRAL	0- 0	0- 0	0- 0				

RPI 1-25			RPI 26-50			RPI 51-100			RPI 101+ Team's RPI: 275		
RPI	S	Opponent	Score	RPI	S	Opponent	Score	RPI	S	Opponent	Score
19	A	Texas A&M	30 88					73	A	Georgia Tech	48 96
								107	A	TCU	60 69
								151	A	Southern U.	45 72
								151	H	Southern U.	55 65
								181	A	Grambling	66 69
								181	H	Grambling	44 51
								203	A	Louisiana Tech	77 68
								231	A	Texas Southern	65 72
								231	H	Texas Southern	43 50
								246	A	Alabama St.	54 65
								246	H	Alabama St.	63 60
								287	H	Lamar	80 72
								291	A	Wichita St.	36 64
								297	A	Alcorn	65 70
								297	H	Alcorn	58 54
								306	A	Jackson St.	62 52
								306	H	Jackson St.	67 77
								307	A	Nicholls St.	81 70
								322	N	North Dakota St.	58 79
								337	A	Ark.-Pine Bluff	70 66
								337	H	Ark.-Pine Bluff	70 55
								346	A	Alabama A&M	67 52
								346	H	Alabama A&M	93 72
								349	A	Mississippi Val.	81 50
								349	H	Mississippi Val.	80 57
LAST 12 Division I GAMES:											
151	A	Southern U.	45 72	306	H	Jackson St.	67 77	346	H	Alabama A&M	93 72
297	A	Alcorn	65 70	181	H	Grambling	44 51	349	A	Mississippi Val.	81 50
346	H	Alabama A&M	93 72	231	H	Texas Southern	43 50	349	H	Mississippi Val.	80 57
246	H	Alabama St.	63 60	246	A	Alabama St.	54 65				
349	A	Mississippi Val.	81 50	346	A	Alabama A&M	67 52				
337	A	Ark.-Pine Bluff	70 66	349	H	Mississippi Val.	80 57				

Non-Div I Games: Howard Payne 86 46

Prairie View

Loss, Non-Conf, S Site, H Home A Away N Neutral

Presbyterian

Through Games Of March 9, 2016

Average RPI Win:	268	WON-LOST	WINNING	LAST 10	STRENGTH OF	OPP. STRENGTH	TEAM	ADJ.	CONF.	ADJ CONF.
Average RPI Loss:	182	RECORD	PCT. RANK	GAMES	SCHEDULE	OF SCHEDULE	RPI	RPI	RPI	RPI
DIV. I ONLY	14- 12	153	6- 4	305	281	208	208	27	27	
DIV. I NON-CONF.	1- 5	304	0- 0	338	94	342	342	29	29	
TOTALS	RPI 1-25	RPI 26-50	W-L RECORDS	RPI 51-100	RPI 101-150	RPI 150+				
14- 12	0- 0	0- 0	OVERALL	0- 1	2- 4	12- 7				
9- 2	0- 0	0- 0	HOME	0- 0	1- 1	8- 1				
5- 10	0- 0	0- 0	AWAY	0- 1	1- 3	4- 6				
0- 0	0- 0	0- 0	NEUTRAL	0- 0	0- 0	0- 0				
1- 5	0- 0	0- 0	NON-CONFERENCE	0- 1	0- 2	1- 2				
1- 0	0- 0	0- 0	HOME	0- 0	0- 0	1- 0				
0- 5	0- 0	0- 0	AWAY	0- 1	0- 2	0- 2				
0- 0	0- 0	0- 0	NEUTRAL	0- 0	0- 0	0- 0				
13- 7	0- 0	0- 0	CONFERENCE	0- 0	2- 2	11- 5				
8- 2	0- 0	0- 0	HOME	0- 0	1- 1	7- 1				
5- 5	0- 0	0- 0	AWAY	0- 0	1- 1	4- 4				
0- 0	0- 0	0- 0	NEUTRAL	0- 0	0- 0	0- 0				

RPI 1-25				RPI 26-50				RPI 51-100				RPI 101+				Team's RPI: 208	
RPI	S	Opponent	Score	RPI	S	Opponent	Score	RPI	S	Opponent	Score	RPI	S	Opponent	Score		
								75	A	Vanderbilt	38	56	122	A	Virginia Tech	44	58
												132	A	Liberty	57	49	
												132	H	Liberty	60	42	
												133	A	UNC Asheville	59	68	
												133	H	UNC Asheville	63	72	
												148	A	East Carolina	57	84	
												174	A	Radford	40	42	
												174	H	Radford	53	64	
												201	A	Colorado	60	72	
												205	A	Gardner-Webb	40	51	
												205	H	Gardner-Webb	60	53	
												251	A	High Point	47	61	
												251	H	High Point	82	70	
												268	A	Campbell	69	45	
												268	H	Campbell	64	54	
												283	A	Coastal Caro.	47	60	
												283	H	Coastal Caro.	66	42	
												288	A	Kennesaw St.	47	49	
												295	A	Charleston So.	63	49	
												295	H	Charleston So.	52	37	
												311	A	Longwood	59	38	
												311	H	Longwood	75	49	
												326	A	Winthrop	59	48	
												326	H	Winthrop	77	44	
												348	H	N.C. Central	60	50	
LAST 12 Division I GAMES:																	
				132	A	Liberty	57	49		295	H	Charleston So.	52	37			
				174	A	Radford	40	42		251	A	High Point	47	61			
				326	H	Winthrop	77	44		311	H	Longwood	75	49			
				283	A	Coastal Caro.	47	60		205	H	Gardner-Webb	60	53			
				268	H	Campbell	64	54		133	A	UNC Asheville	59	68			
				205	A	Gardner-Webb	40	51		283	H	Coastal Caro.	66	42			

Non-Div I Games: Warren Wilson 95 56 Columbia (SC) 104 37 Brevard 70 53

Presbyterian

Loss, Non-Conf, S Site, H Home A Away N Neutral

Average RPI Win:	189	WON-LOST	WINNING	LAST 10	STRENGTH OF	OPP. STRENGTH	TEAM	ADJ.	CONF.	ADJ CONF.
Average RPI Loss:	37	RECORD	PCT. RANK	GAMES	SCHEDULE	OF SCHEDULE	RPI	RPI	RPI	RPI
DIV. I ONLY	23- 5	21	9- 1	130	100	38	38	10	10	
DIV. I NON-CONF.	11- 3	54	0- 0	216	55	63	63	12	12	
TOTALS	RPI 1-25	RPI 26-50	W-L RECORDS	RPI 51-100	RPI 101-150	RPI 150+				
23- 5	1- 1	0- 3	OVERALL	3- 1	1- 0	18- 0				
13- 1	1- 0	0- 1	HOME	2- 0	1- 0	9- 0				
8- 4	0- 1	0- 2	AWAY	1- 1	0- 0	7- 0				
2- 0	0- 0	0- 0	NEUTRAL	0- 0	0- 0	2- 0				
11- 3	1- 1	0- 1	NON-CONFERENCE	1- 1	1- 0	8- 0				
7- 0	1- 0	0- 0	HOME	1- 0	1- 0	4- 0				
2- 3	0- 1	0- 1	AWAY	0- 1	0- 0	2- 0				
2- 0	0- 0	0- 0	NEUTRAL	0- 0	0- 0	2- 0				
12- 2	0- 0	0- 2	CONFERENCE	2- 0	0- 0	10- 0				
6- 1	0- 0	0- 1	HOME	1- 0	0- 0	5- 0				
6- 1	0- 0	0- 1	AWAY	1- 0	0- 0	5- 0				
0- 0	0- 0	0- 0	NEUTRAL	0- 0	0- 0	0- 0				

RPI 1-25				RPI 26-50				Team's RPI: 38	RPI 51-100				RPI 101+			
RPI	S	Opponent	Score	RPI	S	Opponent	Score		RPI	S	Opponent	Score	RPI	S	Opponent	Score
6	A	Ohio St.	70 90	27	A	Penn	48 50		79	H	Michigan	74 57	129	H	Pittsburgh	61 47
18	H	Duquesne	94 66	27	H	Penn	60 62		85	A	Dayton	81 85	157	A	Yale	94 81
				41	A	Seton Hall	64 71		93	A	Harvard	92 83	157	H	Yale	65 50
									93	H	Harvard	79 69	161	A	Marist	77 44
													163	H	Fordham	55 44
													167	A	Cornell	94 57
													167	H	Cornell	71 51
													204	H	Hampton	79 55
													207	A	Brown	83 57
													207	H	Brown	72 53
													214	A	Dartmouth	85 48
													214	H	Dartmouth	68 42
													244	H	Monmouth	81 70
													249	A	Columbia	77 48
													249	H	Columbia	86 54
													272	H	American	72 34
													273	N	Seattle	85 48
													284	A	Rider	78 59
													336	N	UC Irvine	83 42
LAST 12 Division I GAMES:																
27	H	Penn	60 62	157	A	Yale	94 81									
214	H	Dartmouth	68 42	249	H	Columbia	86 54									
93	H	Harvard	79 69	167	H	Cornell	71 51									
167	A	Cornell	94 57	93	A	Harvard	92 83									
249	A	Columbia	77 48	214	A	Dartmouth	85 48									
207	A	Brown	83 57	157	H	Yale	65 50									

Non-Div I Games:

Princeton

■ Loss, 
 ■ Non-Conf, S Site, 
 ■ Home 
 ■ Away 
 N Neutral



Providence

Through Games Of March 9, 2016

Average RPI Win:	205	WON-LOST	WINNING	LAST 10	STRENGTH OF	OPP. STRENGTH	TEAM	ADJ.	CONF.	ADJ CONF.
Average RPI Loss:	101	RECORD	PCT. RANK	GAMES	SCHEDULE	OF SCHEDULE	RPI	RPI	RPI	RPI
DIV. I ONLY	5- 24	320	1- 9	73	88	265	265	6	6	
DIV. I NON-CONF.	4- 6	201	0- 0	93	260	196	196	6	6	
TOTALS	RPI 1-25	RPI 26-50	W-L RECORDS	RPI 51-100	RPI 101-150	RPI 150+				
5- 24	0- 0	0- 7	OVERALL	0- 5	1- 6	4- 6				
4- 11	0- 0	0- 3	HOME	0- 3	1- 2	3- 3				
1- 12	0- 0	0- 4	AWAY	0- 2	0- 3	1- 3				
0- 1	0- 0	0- 0	NEUTRAL	0- 0	0- 1	0- 0				
4- 6	0- 0	0- 1	NON-CONFERENCE	0- 1	0- 2	4- 2				
3- 3	0- 0	0- 0	HOME	0- 1	0- 1	3- 1				
1- 3	0- 0	0- 1	AWAY	0- 0	0- 1	1- 1				
0- 0	0- 0	0- 0	NEUTRAL	0- 0	0- 0	0- 0				
1- 18	0- 0	0- 6	CONFERENCE	0- 4	1- 4	0- 4				
1- 8	0- 0	0- 3	HOME	0- 2	1- 1	0- 2				
0- 9	0- 0	0- 3	AWAY	0- 2	0- 2	0- 2				
0- 1	0- 0	0- 0	NEUTRAL	0- 0	0- 1	0- 0				

RPI S	Opponent	Score	RPI S	Opponent	Score	RPI S	Opponent	Score	RPI S	Opponent	Score	Team's RPI: 265
29	A DePaul	50 96	29	H DePaul	68 91	56	A Villanova	39 67	101	A Georgetown	53 63	
41	A Seton Hall	54 71	41	H Seton Hall	54 64	62	H FGCU	41 50	101	H Georgetown	51 82	
42	A St. John's (NY)	54 69	42	H St. John's (NY)	61 80	100	A Marquette	75 105	114	A Creighton	48 72	
48	A Albany (NY)	58 71	42	H St. John's (NY)	61 80	100	H Marquette	85 92	114	H Creighton	61 59	
									114	N Creighton	53 70	
									119	H Boston College	41 67	
									122	A Virginia Tech	46 62	
									168	A Xavier	47 72	
									168	H Xavier	54 62	
									183	A Butler	50 65	
									183	H Butler	67 77	
									198	H Richmond	50 57	
									207	A Brown	47 57	
									212	A Rhode Island	64 55	
									218	H Hartford	69 50	
									235	H Bryant	88 78	
									244	H Monmouth	71 59	
LAST 12 Division I GAMES:												
114	N Creighton	53 70	183	A Butler	50 65							
41	A Seton Hall	54 71	168	A Xavier	47 72							
42	A St. John's (NY)	54 69	56	H Villanova	47 76							
100	H Marquette	85 92	101	H Georgetown	51 82							
29	H DePaul	68 91	29	A DePaul	50 96							
114	H Creighton	61 59	100	A Marquette	75 105							

Non-Div I Games:

Providence

Loss, Non-Conf, S Site, H Home A Away N Neutral

Average RPI Win:	135	WON-LOST	WINNING	LAST 10	STRENGTH OF	OPP. STRENGTH	TEAM	ADJ.	CONF.	ADJ CONF.
Average RPI Loss:	56	RECORD	PCT. RANK	GAMES	SCHEDULE	OF SCHEDULE	RPI	RPI	RPI	RPI
DIV. I ONLY	20- 11	86	4- 6	71	21	66	66	5	5	
DIV. I NON-CONF.	9- 2	37	0- 0	177	48	81	81	4	4	
TOTALS	RPI 1-25	RPI 26-50	W-L RECORDS	RPI 51-100	RPI 101-150	RPI 150+				
20- 11	1- 6	1- 0	OVERALL	9- 3	3- 1	6- 1				
12- 4	0- 1	1- 0	HOME	6- 2	0- 1	5- 0				
5- 5	0- 3	0- 0	AWAY	3- 1	1- 0	1- 1				
3- 2	1- 2	0- 0	NEUTRAL	0- 0	2- 0	0- 0				
9- 2	1- 1	0- 0	NON-CONFERENCE	3- 0	1- 1	4- 0				
6- 1	0- 0	0- 0	HOME	3- 0	0- 1	3- 0				
1- 0	0- 0	0- 0	AWAY	0- 0	0- 0	1- 0				
2- 1	1- 1	0- 0	NEUTRAL	0- 0	1- 0	0- 0				
11- 9	0- 5	1- 0	CONFERENCE	6- 3	2- 0	2- 1				
6- 3	0- 1	1- 0	HOME	3- 2	0- 0	2- 0				
4- 5	0- 3	0- 0	AWAY	3- 1	1- 0	0- 1				
1- 1	0- 1	0- 0	NEUTRAL	0- 0	1- 0	0- 0				

RPI	S	Opponent	Score	RPI	S	Opponent	Score	RPI	S	Opponent	Score	RPI	S	Opponent	Score
6	A	Ohio St.	70 90	45	H	Indiana	63 53	52	H	Rutgers	74 68	119	H	Boston College	56 58
8	A	Maryland	59 73					59	A	Iowa	55 63	123	N	LSU	69 52
8	H	Maryland	67 87					59	H	Iowa	90 73	134	A	Penn St.	88 78
10	N	Stanford	65 71					60	H	Ball St.	73 63	134	N	Penn St.	70 59
14	N	Louisville	62 60					63	H	Maine	56 33	179	H	Illinois	69 65
17	A	Michigan St.	56 68					79	A	Michigan	65 63	197	A	Wisconsin	57 64
17	N	Michigan St.	64 65					79	H	Michigan	61 68	197	H	Wisconsin	68 48
								82	H	Minnesota	84 72	250	H	Ill.-Chicago	62 51
								85	H	Dayton	61 58	298	H	Jacksonville St.	67 48
								95	A	Nebraska	68 50	327	A	North Florida	70 47
								95	H	Nebraska	61 62	330	H	Incarnate Word	95 27
								99	A	Northwestern	85 71				
LAST 12 Division I GAMES:															
17	N	Michigan St.	64 65	79	H	Michigan	61 68								
134	N	Penn St.	70 59	8	A	Maryland	59 73								
197	H	Wisconsin	68 48	197	A	Wisconsin	57 64								
52	H	Rutgers	74 68	8	H	Maryland	67 87								
95	A	Nebraska	68 50	134	A	Penn St.	88 78								
59	A	Iowa	55 63	17	A	Michigan St.	56 68								

Non-Div I Games:

Purdue

■ Loss, 
■ Non-Conf, S Site, 
■ Home 
■ Away 
N Neutral

Quinnipiac

Through Games Of March 9, 2016

Average RPI Win:	229	WON-LOST	WINNING	LAST 10	STRENGTH OF	OPP. STRENGTH	TEAM	ADJ.	CONF.	ADJ CONF.
Average RPI Loss:	134	RECORD	PCT. RANK	GAMES	SCHEDULE	OF SCHEDULE	RPI	RPI	RPI	RPI
DIV. I ONLY	24- 8	48	9- 1	197	242	87	87	23	23	
DIV. I NON-CONF.	5- 4	138	0- 0	46	183	79	79	22	22	
TOTALS	RPI 1-25	RPI 26-50	W-L RECORDS	RPI 51-100	RPI 101-150	RPI 150+				
24- 8	0- 0	0- 0	OVERALL	1- 3	2- 2	21- 3				
12- 1	0- 0	0- 0	HOME	1- 0	1- 0	10- 1				
10- 5	0- 0	0- 0	AWAY	0- 0	1- 0	9- 1				
2- 2	0- 0	0- 0	NEUTRAL	0- 0	0- 2	2- 0				
5- 4	0- 0	0- 0	NON-CONFERENCE	1- 3	0- 1	4- 0				
3- 0	0- 0	0- 0	HOME	1- 0	0- 0	2- 0				
2- 3	0- 0	0- 0	AWAY	0- 3	0- 0	2- 0				
0- 1	0- 0	0- 0	NEUTRAL	0- 0	0- 1	0- 0				
19- 4	0- 0	0- 0	CONFERENCE	0- 0	2- 1	17- 3				
9- 1	0- 0	0- 0	HOME	0- 0	1- 0	8- 1				
8- 2	0- 0	0- 0	AWAY	0- 0	1- 0	7- 2				
2- 1	0- 0	0- 0	NEUTRAL	0- 0	0- 1	2- 0				

RPI 1-25				RPI 26-50				RPI 51-100				Team's RPI: 87	RPI 101+				
RPI	S	Opponent	Score	RPI	S	Opponent	Score	RPI	S	Opponent	Score		RPI	S	Opponent	Score	
								62	A	FGCU	70	71	101	N	Georgetown	68	80
								70	A	Army West Point	57	67	102	A	Iona	69	53
								71	H	Temple	58	56	102	H	Iona	62	61
								81	A	Drexel	49	62	102	N	Iona	41	57
													158	A	Northeastern	71	60
													161	A	Marist	47	56
													161	H	Marist	76	71
													196	A	Fairfield	64	55
													196	H	Fairfield	83	58
													218	H	Hartford	71	69
													225	A	Canisius	80	68
													225	H	Canisius	63	54
													229	A	Siena	69	59
													229	H	Siena	94	52
													244	A	Monmouth	60	63
													244	H	Monmouth	85	58
													244	N	Monmouth	66	59
													247	A	Manhattan	81	63
													247	H	Manhattan	42	52
													254	H	Holy Cross	74	61
													278	A	Vermont	77	65
													284	A	Rider	65	47
													284	H	Rider	64	51
													290	A	Niagara	61	54
													290	H	Niagara	70	52
													290	N	Niagara	74	51
LAST 12 Division I GAMES:																	

Non-Div I Games:

Quinnipiac

Loss, Non-Conf, S Site, H Home A Away N Neutral

Q  
u  
i  
n  
n  
i  
p  
i  
a  
c

Quinnipiac  
RPI S Opponent Score

Through Games Of March 9, 2016

RPI	S	Opponent	Score	
338	A	Saint Peter's	65	53
338	H	Saint Peter's	66	49

Q  
u  
i  
n  
n  
i  
p  
i  
a  
c

Quinnipiac

Average RPI Win: <b>263</b>	WON-LOST	WINNING	LAST 10	STRENGTH OF	OPP. STRENGTH	TEAM	ADJ.	CONF.	ADJ CONF.
Average RPI Loss: <b>167</b>	RECORD	PCT. RANK	GAMES	SCHEDULE	OF SCHEDULE	RPI	RPI	RPI	RPI
DIV. I ONLY	<b>15- 12</b>	<b>146</b>	<b>7- 3</b>	<b>262</b>	<b>283</b>	<b>174</b>	<b>174</b>	<b>27</b>	<b>27</b>
DIV. I NON-CONF.	<b>2- 5</b>	<b>253</b>	<b>0- 0</b>	<b>221</b>	<b>99</b>	<b>258</b>	<b>258</b>	<b>29</b>	<b>29</b>
TOTALS	RPI 1-25	RPI 26-50	W-L RECORDS	RPI 51-100	RPI 101-150	RPI 150+			
15- 12	0- 0	0- 1	OVERALL	0- 0	0- 6	15- 5			
9- 3	0- 0	0- 0	HOME	0- 0	0- 2	9- 1			
6- 9	0- 0	0- 1	AWAY	0- 0	0- 4	6- 4			
0- 0	0- 0	0- 0	NEUTRAL	0- 0	0- 0	0- 0			
2- 5	0- 0	0- 1	NON-CONFERENCE	0- 0	0- 2	2- 2			
2- 0	0- 0	0- 0	HOME	0- 0	0- 0	2- 0			
0- 5	0- 0	0- 1	AWAY	0- 0	0- 2	0- 2			
0- 0	0- 0	0- 0	NEUTRAL	0- 0	0- 0	0- 0			
13- 7	0- 0	0- 0	CONFERENCE	0- 0	0- 4	13- 3			
7- 3	0- 0	0- 0	HOME	0- 0	0- 2	7- 1			
6- 4	0- 0	0- 0	AWAY	0- 0	0- 2	6- 2			
0- 0	0- 0	0- 0	NEUTRAL	0- 0	0- 0	0- 0			

RPI 1-25			RPI 26-50			RPI 51-100			RPI 101+ Team's RPI: 174		
RPI	S	Opponent	Score	RPI	S	Opponent	Score	RPI	S	Opponent	Score
				47	A	North Carolina St.	52 67				
								122	A	Virginia Tech	40 47
								126	A	Youngstown St.	53 54
								132	A	Liberty	53 67
								132	H	Liberty	43 49
								133	A	UNC Asheville	48 58
								133	H	UNC Asheville	46 54
								166	H	George Mason	66 63
								168	A	Xavier	56 63
								188	H	Davidson	79 68
								205	A	Gardner-Webb	50 54
								205	H	Gardner-Webb	54 51
								208	A	Presbyterian	64 53
								208	H	Presbyterian	42 40
								251	A	High Point	66 71
								251	H	High Point	54 56
								268	A	Campbell	57 32
								268	H	Campbell	62 59
								283	A	Coastal Caro.	49 36
								283	H	Coastal Caro.	61 45
								295	A	Charleston So.	61 50
								295	H	Charleston So.	55 40
								308	A	Wofford	70 79
								311	A	Longwood	79 67
								311	H	Longwood	80 64
								326	A	Winthrop	67 38
								326	H	Winthrop	66 44
LAST 12 Division I GAMES:											
268	A	Campbell	57 32	205	H	Gardner-Webb	54 51				
208	H	Presbyterian	42 40	132	A	Liberty	53 67				
326	A	Winthrop	67 38	283	A	Coastal Caro.	49 36				
311	H	Longwood	80 64	133	H	UNC Asheville	46 54				
133	A	UNC Asheville	48 58	251	H	High Point	54 56				
295	A	Charleston So.	61 50	205	A	Gardner-Webb	50 54				

Non-Div I Games: Concord 92 36 Lees-McRae 84 39

Radford

Loss, Non-Conf, S Site, H Home A Away N Neutral

## Rhode Island

Through Games Of March 9, 2016

Average RPI Win:	234	WON-LOST	WINNING	LAST 10	STRENGTH OF	OPP. STRENGTH	TEAM	ADJ.	CONF.	ADJ CONF.
Average RPI Loss:	105	RECORD	PCT. RANK	GAMES	SCHEDULE	OF SCHEDULE	RPI	RPI	RPI	RPI
DIV. I ONLY	12- 18	232	2- 8	178	101	212	212	7	7	
DIV. I NON-CONF.	6- 6	160	0- 0	293	190	232	232	8	8	
TOTALS	RPI 1-25	RPI 26-50	W-L RECORDS	RPI 51-100	RPI 101-150	RPI 150+				
12- 18	0- 4	0- 2	OVERALL	1- 4	1- 2	10- 6				
5- 9	0- 2	0- 2	HOME	1- 2	0- 0	4- 3				
6- 7	0- 2	0- 0	AWAY	0- 1	0- 2	6- 2				
1- 2	0- 0	0- 0	NEUTRAL	0- 1	1- 0	0- 1				
6- 6	0- 1	0- 1	NON-CONFERENCE	1- 0	0- 1	5- 3				
3- 3	0- 1	0- 1	HOME	1- 0	0- 0	2- 1				
3- 2	0- 0	0- 0	AWAY	0- 0	0- 1	3- 1				
0- 1	0- 0	0- 0	NEUTRAL	0- 0	0- 0	0- 1				
6- 12	0- 3	0- 1	CONFERENCE	0- 4	1- 1	5- 3				
2- 6	0- 1	0- 1	HOME	0- 2	0- 0	2- 2				
3- 5	0- 2	0- 0	AWAY	0- 1	0- 1	3- 1				
1- 1	0- 0	0- 0	NEUTRAL	0- 1	1- 0	0- 0				

RPI	S	Opponent	Score	RPI	S	Opponent	Score	RPI	S	Opponent	Score	RPI	S	Opponent	Score	Team's RPI: 212
13	H	Syracuse	54 57	36	H	St. Bonaventure	56 69	54	A	Saint Louis	60 77	116	A	Saint Joseph's	63 74	
18	A	Duquesne	56 61	48	H	Albany (NY)	58 67	54	N	Saint Louis	59 70	116	N	Saint Joseph's	81 76	
18	H	Duquesne	70 79					72	H	VCU	36 49	135	A	Marshall	62 72	
21	A	George Washington	52 68					85	H	Dayton	53 67	163	A	Fordham	42 50	
								93	H	Harvard	56 52	166	H	George Mason	65 68	
												188	H	Davidson	78 62	
												198	A	Richmond	57 50	
												204	N	Hampton	54 59	
												207	A	Brown	63 67	
												214	A	Dartmouth	57 41	
												221	A	Massachusetts	80 79	
												221	H	Massachusetts	64 71	
												249	H	Columbia	57 56	
												265	H	Providence	55 64	
												281	A	La Salle	72 61	
												281	H	La Salle	62 52	
												302	A	FIU	68 50	
												320	H	UMass Lowell	72 64	
												343	A	Boston U.	57 41	
LAST 12 Division I GAMES:																
54	N	Saint Louis	59 70	166	H	George Mason	65 68									
116	N	Saint Joseph's	81 76	18	A	Duquesne	56 61									
54	A	Saint Louis	60 77	85	H	Dayton	53 67									
221	H	Massachusetts	64 71	281	H	La Salle	62 52									
116	A	Saint Joseph's	63 74	163	A	Fordham	42 50									
72	H	VCU	36 49	221	A	Massachusetts	80 79									

Non-Div I Games:

Rhode Island

■ Loss, 
■ Non-Conf, 
■ S Site, 
■ H Home 
■ A Away 
N Neutral

Average RPI Win:	222	WON-LOST	WINNING	LAST 10	STRENGTH OF	OPP. STRENGTH	TEAM	ADJ.	CONF.	ADJ CONF.
Average RPI Loss:	131	RECORD	PCT. RANK	GAMES	SCHEDULE	OF SCHEDULE	RPI	RPI	RPI	RPI
DIV. I ONLY	9- 21	276	5- 5	104	126	223	223	13	13	
DIV. I NON-CONF.	1- 10	330	0- 0	76	139	263	263	10	10	
TOTALS	RPI 1-25	RPI 26-50	W-L RECORDS	RPI 51-100	RPI 101-150	RPI 150+				
9- 21	0- 3	0- 2	OVERALL	0- 4	1- 3	8- 9				
4- 10	0- 1	0- 1	HOME	0- 3	1- 0	3- 5				
4- 11	0- 2	0- 1	AWAY	0- 1	0- 3	4- 4				
1- 0	0- 0	0- 0	NEUTRAL	0- 0	0- 0	1- 0				
1- 10	0- 3	0- 0	NON-CONFERENCE	0- 1	0- 1	1- 5				
0- 5	0- 1	0- 0	HOME	0- 1	0- 0	0- 3				
1- 5	0- 2	0- 0	AWAY	0- 0	0- 1	1- 2				
0- 0	0- 0	0- 0	NEUTRAL	0- 0	0- 0	0- 0				
8- 11	0- 0	0- 2	CONFERENCE	0- 3	1- 2	7- 4				
4- 5	0- 0	0- 1	HOME	0- 2	1- 0	3- 2				
3- 6	0- 0	0- 1	AWAY	0- 1	0- 2	3- 2				
1- 0	0- 0	0- 0	NEUTRAL	0- 0	0- 0	1- 0				

RPI 1-25				RPI 26-50				RPI 51-100				RPI 101+ Team's RPI: 223			
RPI	S	Opponent	Score	RPI	S	Opponent	Score	RPI	S	Opponent	Score	RPI	S	Opponent	Score
2	A	Baylor	38 89	32	H	UTEP	54 60	67	H	Middle Tenn.	60 61	135	A	Marshall	52 81
7	H	Texas	47 70	35	A	Western Ky.	49 52	76	A	Charlotte	63 68	144	A	Old Dominion	52 61
12	A	Kentucky	39 72					76	H	Charlotte	58 69	144	H	Old Dominion	68 46
								93	H	Harvard	61 67	145	A	McNeese St.	53 61
												155	H	UAB	55 64
												173	H	Loyola Chicago	50 57
												175	A	Fla. Atlantic	75 54
												185	A	Southern Miss.	62 68
												185	H	Southern Miss.	49 59
												200	A	SFA	45 59
												203	A	Louisiana Tech	61 63
												203	H	Louisiana Tech	84 77
												203	N	Louisiana Tech	72 67
												231	H	Texas Southern	66 69
												236	A	Sam Houston St.	58 46
												237	A	North Texas	79 73
												237	H	North Texas	100 97
												264	H	UTSA	49 48
												286	H	Houston	59 62
												302	A	FIU	68 62
												313	A	A&M-Corpus Christi	55 60
LAST 12 Division I GAMES:															
203	N	Louisiana Tech	72 67	175	A	Fla. Atlantic	75 54								
144	A	Old Dominion	52 61	144	H	Old Dominion	68 46								
76	A	Charlotte	63 68	76	H	Charlotte	58 69								
203	H	Louisiana Tech	84 77	185	A	Southern Miss.	62 68								
185	H	Southern Miss.	49 59	203	A	Louisiana Tech	61 63								
302	A	FIU	68 62	237	A	North Texas	79 73								

Non-Div I Games:

Rice

■ Loss, 
 ■ Non-Conf, 
 ■ S Site, 
 ■ Home 
 ■ A Away 
 N Neutral

Average RPI Win:	214	WON-LOST	WINNING	LAST 10	STRENGTH OF	OPP. STRENGTH	TEAM	ADJ.	CONF.	ADJ CONF.
Average RPI Loss:	104	RECORD	PCT. RANK	GAMES	SCHEDULE	OF SCHEDULE	RPI	RPI	RPI	RPI
DIV. I ONLY	13- 18	222	4- 6	153	92	198	198	7	7	
DIV. I NON-CONF.	7- 6	156	0- 0	295	160	216	216	8	8	
TOTALS	RPI 1-25	RPI 26-50	W-L RECORDS	RPI 51-100	RPI 101-150	RPI 150+				
13- 18	0- 3	0- 2	OVERALL	1- 5	1- 4	11- 4				
6- 8	0- 2	0- 1	HOME	1- 1	1- 1	4- 3				
4- 8	0- 1	0- 1	AWAY	0- 2	0- 3	4- 1				
3- 2	0- 0	0- 0	NEUTRAL	0- 2	0- 0	3- 0				
7- 6	0- 0	0- 1	NON-CONFERENCE	0- 1	1- 2	6- 2				
4- 2	0- 0	0- 1	HOME	0- 0	1- 0	3- 1				
1- 3	0- 0	0- 0	AWAY	0- 0	0- 2	1- 1				
2- 1	0- 0	0- 0	NEUTRAL	0- 1	0- 0	2- 0				
6- 12	0- 3	0- 1	CONFERENCE	1- 4	0- 2	5- 2				
2- 6	0- 2	0- 0	HOME	1- 1	0- 1	1- 2				
3- 5	0- 1	0- 1	AWAY	0- 2	0- 1	3- 0				
1- 1	0- 0	0- 0	NEUTRAL	0- 1	0- 0	1- 0				

RPI	S	Opponent	Score	RPI	S	Opponent	Score	RPI	S	Opponent	Score	RPI	S	Opponent	Score	Team's RPI: 198
18	H	Duquesne	44 65	34	H	James Madison	47 73	54	A	Saint Louis	48 73	109	A	Virginia	51 71	
21	A	George Washington	53 55	36	A	St. Bonaventure	43 66	72	A	VCU	42 53	116	A	Saint Joseph's	53 64	
21	H	George Washington	47 62					72	H	VCU	62 50	116	H	Saint Joseph's	57 59	
								72	N	VCU	42 62	140	A	Wake Forest	33 43	
								85	H	Dayton	48 60	144	H	Old Dominion	62 57	
								100	N	Marquette	80 98	163	H	Fordham	52 48	
												166	A	George Mason	57 50	
												178	H	Eastern Ky.	81 62	
												188	H	Davidson	59 67	
												188	N	Davidson	70 51	
												212	H	Rhode Island	50 57	
												215	H	William & Mary	56 50	
												215	H	Furman	62 69	
												221	A	Massachusetts	74 68	
												257	A	Appalachian St.	59 73	
												265	A	Providence	57 50	
												274	H	UNCW	63 53	
												281	A	La Salle	60 43	
												291	N	Wichita St.	63 50	
												329	N	Lafayette	54 46	
LAST 12 Division I GAMES:																
		72	N	VCU	42	62	72	H	VCU	62	50					
		188	N	Davidson	70	51	188	H	Davidson	59	67					
		116	H	Saint Joseph's	57	59	21	H	George Washington	47	62					
		21	A	George Washington	53	55	54	A	Saint Louis	48	73					
		166	A	George Mason	57	50	36	A	St. Bonaventure	43	66					
		163	H	Fordham	52	48	18	H	Duquesne	44	65					

Non-Div I Games:

Richmond

■ Loss, 
 ■ Non-Conf, 
 ■ S Site, 
 ■ H Home 
 ■ A Away 
 N Neutral



Average RPI Win: <b>285</b>	WON-LOST	WINNING	LAST 10	STRENGTH OF	OPP. STRENGTH	TEAM	ADJ.	CONF.	ADJ CONF.
Average RPI Loss: <b>168</b>	RECORD	PCT. RANK	GAMES	SCHEDULE	OF SCHEDULE	RPI	RPI	RPI	RPI
DIV. I ONLY	8- 22	291	4- 6	207	270	284	284	23	23
DIV. I NON-CONF.	3- 6	234	0- 0	82	318	205	205	22	22
TOTALS	RPI 1-25	RPI 26-50	W-L RECORDS	RPI 51-100	RPI 101-150	RPI 150+			
8- 22	0- 0	0- 1	OVERALL	0- 4	0- 3	8- 14			
4- 9	0- 0	0- 1	HOME	0- 1	0- 1	4- 6			
4- 11	0- 0	0- 0	AWAY	0- 2	0- 2	4- 7			
0- 2	0- 0	0- 0	NEUTRAL	0- 1	0- 0	0- 1			
3- 6	0- 0	0- 1	NON-CONFERENCE	0- 2	0- 1	3- 2			
2- 1	0- 0	0- 1	HOME	0- 0	0- 0	2- 0			
1- 3	0- 0	0- 0	AWAY	0- 1	0- 1	1- 1			
0- 2	0- 0	0- 0	NEUTRAL	0- 1	0- 0	0- 1			
5- 16	0- 0	0- 0	CONFERENCE	0- 2	0- 2	5- 12			
2- 8	0- 0	0- 0	HOME	0- 1	0- 1	2- 6			
3- 8	0- 0	0- 0	AWAY	0- 1	0- 1	3- 6			
0- 0	0- 0	0- 0	NEUTRAL	0- 0	0- 0	0- 0			

RPI S	Opponent	Score	RPI S	Opponent	Score	RPI S	Opponent	Score	RPI S	Opponent	Score	Team's RPI: 284
38	H Princeton	59 78	68	N Central Mich.	58 76	102	A Iona	46 59				
			70	A Army West Point	42 57	102	H Iona	48 67				
			87	A Quinnipiac	51 64	129	A Pittsburgh	44 75				
			87	H Quinnipiac	47 65	161	A Marist	54 66				
						161	H Marist	56 74				
						184	A UMBC	53 58				
						184	N UMBC	58 67				
						196	A Fairfield	56 63				
						196	H Fairfield	39 55				
						217	H Lehigh	61 60				
						225	A Canisius	49 60				
						225	H Canisius	64 73				
						229	A Siena	45 66				
						229	A Siena	76 79				
						229	H Siena	70 58				
						244	A Monmouth	61 76				
						244	H Monmouth	75 87				
						247	A Manhattan	56 49				
						247	H Manhattan	70 74				
						285	H Towson	78 72				
						290	A Niagara	76 72				
						290	H Niagara	57 67				
						335	A St. Francis Brooklyn	71 59				
						338	A Saint Peter's	68 67				
						338	H Saint Peter's	57 48				
LAST 12 Division I GAMES:												
229	A Siena	76 79	225	A Canisius	49 60							
247	A Manhattan	56 49	338	A Saint Peter's	68 67							
244	A Monmouth	61 76	102	H Iona	48 67							
87	H Quinnipiac	47 65	161	H Marist	56 74							
338	H Saint Peter's	57 48	196	A Fairfield	56 63							
290	A Niagara	76 72	247	H Manhattan	70 74							

Non-Div I Games:

Rider

■ Loss, 
 ■ Non-Conf, 
 ■ S Site, 
 ■ H Home 
 ■ A Away 
 N Neutral

Average RPI Win:	281	WON-LOST	WINNING	LAST 10	STRENGTH OF	OPP. STRENGTH	TEAM	ADJ.	CONF.	ADJ CONF.
Average RPI Loss:	197	RECORD	PCT. RANK	GAMES	SCHEDULE	OF SCHEDULE	RPI	RPI	RPI	RPI
DIV. I ONLY	18- 12	113	7- 3	316	330	194	194	30	30	
DIV. I NON-CONF.	5- 5	160	0- 0	188	126	140	140	32	32	
TOTALS	RPI 1-25	RPI 26-50	W-L RECORDS	RPI 51-100	RPI 101-150	RPI 150+				
18- 12	0- 1	0- 0	OVERALL	0- 2	0- 2	18- 7				
10- 3	0- 0	0- 0	HOME	0- 0	0- 1	10- 2				
8- 9	0- 0	0- 0	AWAY	0- 0	0- 0	8- 0				
0- 0	0- 0	0- 0	NEUTRAL	0- 0	0- 0	0- 0				
5- 5	0- 1	0- 0	NON-CONFERENCE	0- 2	0- 2	5- 0				
2- 1	0- 0	0- 0	HOME	0- 0	0- 1	2- 0				
3- 4	0- 1	0- 0	AWAY	0- 2	0- 1	3- 0				
0- 0	0- 0	0- 0	NEUTRAL	0- 0	0- 0	0- 0				
13- 7	0- 0	0- 0	CONFERENCE	0- 0	0- 0	13- 7				
8- 2	0- 0	0- 0	HOME	0- 0	0- 0	8- 2				
5- 5	0- 0	0- 0	AWAY	0- 0	0- 0	5- 5				
0- 0	0- 0	0- 0	NEUTRAL	0- 0	0- 0	0- 0				

RPI 1-25				RPI 26-50				RPI 51-100				RPI 101+ Team's RPI: 194			
RPI	S	Opponent	Score	RPI	S	Opponent	Score	RPI	S	Opponent	Score	RPI	S	Opponent	Score
25	A	Florida	52 79					59	A	Iowa	50 69	126	A	Youngstown St.	46 55
								76	A	Charlotte	73 94	150	H	Northern Ky.	70 72
												162	H	Delaware	53 50
												190	A	Sacred Heart	52 62
												190	H	Sacred Heart	78 63
												235	A	Bryant	72 59
												235	A	Bryant	65 71
												235	H	Bryant	55 53
												244	A	Monmouth	60 47
												253	H	Morgan St.	76 44
												263	A	Saint Francis (PA)	54 62
												263	H	Saint Francis (PA)	57 43
												276	A	Central Conn. St.	39 48
												276	H	Central Conn. St.	72 55
												281	A	La Salle	76 45
												294	A	Ga. Southern	64 49
												314	A	Fairleigh Dickinson	52 60
												314	H	Fairleigh Dickinson	68 83
												314	H	Fairleigh Dickinson	68 59
												317	A	Mt. St. Mary's	74 67
												317	H	Mt. St. Mary's	61 56
												324	A	LIU Brooklyn	52 49
												324	H	LIU Brooklyn	69 53
												335	A	St. Francis Brooklyn	62 53
												335	H	St. Francis Brooklyn	65 72
												344	A	Wagner	79 49
LAST 12 Division I GAMES:															
235	A	Bryant	72 59	190	A	Sacred Heart	52 62	324	A	LIU Brooklyn	52 49				
314	H	Fairleigh Dickinson	68 59	314	A	Fairleigh Dickinson	52 60	324	H	LIU Brooklyn	69 53				
263	H	Saint Francis (PA)	57 43	276	H	Central Conn. St.	72 55	335	A	St. Francis Brooklyn	62 53				
344	A	Wagner	79 49	235	H	Bryant	55 53	335	H	St. Francis Brooklyn	65 72				
324	H	LIU Brooklyn	69 53	317	A	Mt. St. Mary's	74 67	344	A	Wagner	79 49				
335	H	St. Francis Brooklyn	65 72	263	A	Saint Francis (PA)	54 62								

Non-Div I Games: West Va. Wesleyan 124 59

Robert Morris

■ Loss, 
 ■ Non-Conf, 
 ■ S Site, 
 ■ Home 
 ■ A Away 
 N Neutral

RPI	S	Opponent	Score
344	H	Wagner	64 44

R  
o  
b  
e  
r  
t  
M  
o  
r  
r  
i  
s

R  
o  
b  
e  
r  
t  
M  
o  
r  
r  
i  
s

Robert Morris

Average RPI Win:	122	WON-LOST	WINNING	LAST 10	STRENGTH OF	OPP. STRENGTH	TEAM	ADJ.	CONF.	ADJ CONF.
Average RPI Loss:	36	RECORD	PCT. RANK	GAMES	SCHEDULE	OF SCHEDULE	RPI	RPI	RPI	RPI
DIV. I ONLY	18- 14	144	5- 5	15	14	52	52	5	5	
DIV. I NON-CONF.	9- 3	69	0- 0	26	10	18	18	4	4	
TOTALS	RPI 1-25	RPI 26-50	W-L RECORDS	RPI 51-100	RPI 101-150	RPI 150+				
18- 14	1- 7	0- 3	OVERALL	7- 4	6- 0	4- 0				
11- 4	0- 3	0- 1	HOME	5- 0	3- 0	3- 0				
3- 9	0- 3	0- 2	AWAY	0- 4	2- 0	1- 0				
4- 1	1- 1	0- 0	NEUTRAL	2- 0	1- 0	0- 0				
9- 3	1- 1	0- 2	NON-CONFERENCE	2- 0	5- 0	1- 0				
5- 1	0- 0	0- 1	HOME	1- 0	3- 0	1- 0				
1- 2	0- 1	0- 1	AWAY	0- 0	1- 0	0- 0				
3- 0	1- 0	0- 0	NEUTRAL	1- 0	1- 0	0- 0				
9- 11	0- 6	0- 1	CONFERENCE	5- 4	1- 0	3- 0				
6- 3	0- 3	0- 0	HOME	4- 0	0- 0	2- 0				
2- 7	0- 2	0- 1	AWAY	0- 4	1- 0	1- 0				
1- 1	0- 1	0- 0	NEUTRAL	1- 0	0- 0	0- 0				

RPI 1-25				RPI 26-50				RPI 51-100 Team's RPI: 52				RPI 101+			
RPI	S	Opponent	Score	RPI	S	Opponent	Score	RPI	S	Opponent	Score	RPI	S	Opponent	Score
6	A	Ohio St.	78 90	41	A	Seton Hall	49 77	59	A	Iowa	65 69	102	H	Iona	58 33
6	H	Ohio St.	58 67	42	H	St. John's (NY)	62 69	66	A	Purdue	68 74	109	N	Virginia	60 48
6	N	Ohio St.	58 73	45	A	Indiana	48 64	71	H	Temple	61 51	116	A	Saint Joseph's	78 65
8	H	Maryland	59 73					74	N	Tulane	75 51	123	H	LSU	69 57
15	A	Florida St.	43 65					79	H	Michigan	72 50	134	A	Penn St.	74 62
17	A	Michigan St.	48 59					82	A	Minnesota	72 85	141	H	Arkansas	60 40
17	H	Michigan St.	67 70					82	H	Minnesota	66 55	179	A	Illinois	63 56
23	N	Green Bay	54 43					95	A	Nebraska	54 65	179	H	Illinois	67 54
								95	H	Nebraska	66 56	197	H	Wisconsin	61 41
								95	N	Nebraska	66 63	299	H	Savannah St.	65 26
								99	H	Northwestern	61 59				
LAST 12 Division I GAMES:															
		6 N Ohio St.	58 73			179 A Illinois	63 56								
		95 N Nebraska	66 63			99 H Northwestern	61 59								
		79 H Michigan	72 50			134 A Penn St.	74 62								
		66 A Purdue	68 74			82 A Minnesota	72 85								
		8 H Maryland	59 73			95 H Nebraska	66 56								
		17 H Michigan St.	67 70			45 A Indiana	48 64								

Non-Div I Games:

Rutgers

■ Loss, 
 ■ Non-Conf, 
 ■ S Site, 
 ■ H Home 
 ■ A Away 
 N Neutral

Average RPI Win:	247	WON-LOST	WINNING	LAST 10	STRENGTH OF	OPP. STRENGTH	TEAM	ADJ.	CONF.	ADJ CONF.
Average RPI Loss:	182	RECORD	PCT. RANK	GAMES	SCHEDULE	OF SCHEDULE	RPI	RPI	RPI	RPI
DIV. I ONLY	15- 11	134	9- 1	297	264	200	200	25	25	
DIV. I NON-CONF.	3- 5	218	0- 0	176	232	219	219	26	26	
TOTALS	RPI 1-25	RPI 26-50	W-L RECORDS	RPI 51-100	RPI 101-150	RPI 150+				
15- 11	0- 0	0- 0	OVERALL	0- 2	3- 3	12- 6				
7- 4	0- 0	0- 0	HOME	0- 2	2- 0	5- 2				
6- 5	0- 0	0- 0	AWAY	0- 0	0- 1	6- 3				
2- 2	0- 0	0- 0	NEUTRAL	0- 0	1- 1	1- 1				
3- 5	0- 0	0- 0	NON-CONFERENCE	0- 0	1- 2	2- 3				
1- 1	0- 0	0- 0	HOME	0- 0	0- 0	1- 1				
0- 2	0- 0	0- 0	AWAY	0- 0	0- 1	0- 1				
2- 2	0- 0	0- 0	NEUTRAL	0- 0	1- 1	1- 1				
12- 6	0- 0	0- 0	CONFERENCE	0- 2	2- 1	10- 3				
6- 3	0- 0	0- 0	HOME	0- 2	2- 0	4- 1				
6- 3	0- 0	0- 0	AWAY	0- 0	0- 1	6- 2				
0- 0	0- 0	0- 0	NEUTRAL	0- 0	0- 0	0- 0				

RPI 1-25			RPI 26-50			RPI 51-100			RPI 101+ Team's RPI: 200		
RPI	S	Opponent	Score	RPI	S	Opponent	Score	RPI	S	Opponent	Score
						77 H Abilene Christian	70 85	107 A TCU		55 88	
						96 H Central Ark.	53 55	117 A Northwestern St.		51 72	
								117 H Northwestern St.		68 52	
								127 N IUPUI		55 62	
								145 H McNeese St.		80 55	
								147 N SIUE		82 74	
								152 H UT Arlington		63 67	
								189 N Weber St.		46 56	
								203 A Louisiana Tech		44 76	
								223 H Rice		59 45	
								226 N Indiana St.		71 62	
								236 A Sam Houston St.		65 59	
								236 H Sam Houston St.		70 63	
								248 A Houston Baptist		64 50	
								248 H Houston Baptist		66 54	
								287 A Lamar		79 77	
								287 H Lamar		60 64	
								307 A Nicholls St.		89 67	
								313 A A&M-Corpus Christi		71 66	
								313 H A&M-Corpus Christi		72 59	
								318 A Southeastern La.		56 65	
								330 A Incarnate Word		82 66	
								330 H Incarnate Word		74 62	
								331 A New Orleans		57 58	
LAST 12 Division I GAMES:											
236 A		Sam Houston St.	65 59	313 H		A&M-Corpus Christi	72 59				
117 A		Northwestern St.	51 72	330 H		Incarnate Word	74 62				
248 H		Houston Baptist	66 54	248 A		Houston Baptist	64 50				
330 A		Incarnate Word	82 66	117 H		Northwestern St.	68 52				
307 A		Nicholls St.	89 67	313 A		A&M-Corpus Christi	71 66				
287 A		Lamar	79 77	236 H		Sam Houston St.	70 63				

Non-Div I Games: Texas-Tyler 91 69 Tex. A&M-Commerce 75 65 LSU-Shreveport 94 39

SFA

Loss, Non-Conf, S Site, H Home A Away N Neutral

SIUE				Through Games Of March 9, 2016						
Average RPI Win:	249	WON-LOST	WINNING	LAST 10	STRENGTH OF	OPP. STRENGTH	TEAM	ADJ.	CONF.	ADJ CONF.
Average RPI Loss:	145	RECORD	PCT. RANK	GAMES	SCHEDULE	OF SCHEDULE	RPI	RPI	RPI	RPI
DIV. I ONLY	18- 13	129	6- 4	217	258	147	147	24	24	
DIV. I NON-CONF.	5- 8	209	0- 0	135	252	181	181	24	24	
-----										
TOTALS	RPI 1-25	RPI 26-50		W-L RECORDS		RPI 51-100	RPI 101-150	RPI 150+		
18- 13	0- 0	0- 2		OVERALL		2- 2	0- 4	16- 5		
9- 3	0- 0	0- 0		HOME		2- 0	0- 2	7- 1		
8- 8	0- 0	0- 2		AWAY		0- 1	0- 2	8- 3		
1- 2	0- 0	0- 0		NEUTRAL		0- 1	0- 0	1- 1		
5- 8	0- 0	0- 2		NON-CONFERENCE		1- 1	0- 2	4- 3		
3- 1	0- 0	0- 0		HOME		1- 0	0- 1	2- 0		
2- 6	0- 0	0- 2		AWAY		0- 1	0- 1	2- 2		
0- 1	0- 0	0- 0		NEUTRAL		0- 0	0- 0	0- 1		
13- 5	0- 0	0- 0		CONFERENCE		1- 1	0- 2	12- 2		
6- 2	0- 0	0- 0		HOME		1- 0	0- 1	5- 1		
6- 2	0- 0	0- 0		AWAY		0- 0	0- 1	6- 1		
1- 1	0- 0	0- 0		NEUTRAL		0- 1	0- 0	1- 0		

S  
I  
U  
E

RPI 1-25				RPI 26-50				RPI 51-100				RPI 101+				Team's RPI: 147	
RPI	S	Opponent	Score	RPI	S	Opponent	Score	RPI	S	Opponent	Score	RPI	S	Opponent	Score		
				31	A	Oklahoma St.	61 86	54	H	Saint Louis	71 64	104	A	UT Martin	50 86		
				44	A	Missouri	46 75	68	A	Central Mich.	65 78	104	H	UT Martin	79 85		
								78	H	Belmont	73 60	127	H	IUPUI	67 85		
								78	N	Belmont	68 92	137	A	Southern Ill.	57 71		
												178	H	Eastern Ky.	89 74		
												200	N	SFA	74 82		
												227	A	Southeast Mo. St.	89 75		
												227	H	Southeast Mo. St.	80 73		
												227	N	Southeast Mo. St.	80 76		
												238	H	Omaha	90 86		
												239	A	Western Ill.	74 78		
												241	A	Valparaiso	56 69		
												256	A	Tennessee St.	61 73		
												261	A	Murray St.	64 61		
												261	H	Murray St.	76 79		
												262	H	Northern Ill.	93 67		
												269	A	Austin Peay	72 61		
												269	H	Austin Peay	94 75		
												279	A	Tennessee Tech	83 68		
												298	A	Jacksonville St.	62 57		
												304	A	UMKC	63 58		
												309	H	Morehead St.	90 81		
												315	A	Illinois St.	65 57		
												340	A	Eastern Ill.	66 56		
												340	H	Eastern Ill.	87 75		
LAST 12 Division I GAMES:																	
				78	N	Belmont	68 92	261	H	Murray St.	76 79						
				227	N	Southeast Mo. St.	80 76	104	H	UT Martin	79 85						
				340	A	Eastern Ill.	66 56	340	H	Eastern Ill.	87 75						
				227	A	Southeast Mo. St.	89 75	269	A	Austin Peay	72 61						
				104	A	UT Martin	50 86	261	A	Murray St.	64 61						
				269	H	Austin Peay	94 75	227	H	Southeast Mo. St.	80 73						

S  
I  
U  
E

Non-Div I Games:

SIUE

Loss, Non-Conf, S Site, H Home A Away N Neutral

SMU				STRENGTH OF SCHEDULE	OPP. STRENGTH OF SCHEDULE	TEAM RPI	ADJ. RPI	CONF. RPI	ADJ CONF. RPI
Average RPI Win:	200	WON-LOST RECORD	WINNING PCT. RANK						
Average RPI Loss:	97		LAST 10 GAMES						
DIV. I ONLY	13- 18	222	4- 6	142	71	195	195	9	9
DIV. I NON-CONF.	5- 6	180	0- 0	154	37	195	195	7	7
-----									
TOTALS	RPI 1-25		RPI 26-50	W-L RECORDS	RPI 51-100	RPI 101-150		RPI 150+	
13- 18	0- 8		0- 0	OVERALL	1- 3	4- 2		8- 5	
8- 7	0- 3		0- 0	HOME	1- 1	3- 1		4- 2	
2- 9	0- 3		0- 0	AWAY	0- 2	0- 1		2- 3	
3- 2	0- 2		0- 0	NEUTRAL	0- 0	1- 0		2- 0	
5- 6	0- 3		0- 0	NON-CONFERENCE	0- 0	2- 1		3- 2	
3- 3	0- 1		0- 0	HOME	0- 0	1- 1		2- 1	
0- 2	0- 1		0- 0	AWAY	0- 0	0- 0		0- 1	
2- 1	0- 1		0- 0	NEUTRAL	0- 0	1- 0		1- 0	
8- 12	0- 5		0- 0	CONFERENCE	1- 3	2- 1		5- 3	
5- 4	0- 2		0- 0	HOME	1- 1	2- 0		2- 1	
2- 7	0- 2		0- 0	AWAY	0- 2	0- 1		2- 2	
1- 1	0- 1		0- 0	NEUTRAL	0- 0	0- 0		1- 0	

RPI 1-25				RPI 26-50				RPI 51-100				RPI 101+ Team's RPI: 195			
RPI	S	Opponent	Score	RPI	S	Opponent	Score	RPI	S	Opponent	Score	RPI	S	Opponent	Score
3	A	UConn	41 <b>88</b>					71	A	Temple	35 <b>55</b>	107	H	TCU	79 <b>89</b>
3	H	UConn	37 <b>90</b>					71	H	Temple	69 67	111	H	Memphis	58 49
11	H	Arizona St.	57 <b>64</b>					74	A	Tulane	64 <b>76</b>	117	H	Northwestern St.	74 36
19	A	Texas A&M	55 <b>67</b>					74	H	Tulane	42 <b>54</b>	124	N	Arizona	58 46
20	A	South Fla.	56 <b>83</b>									148	A	East Carolina	61 <b>78</b>
20	H	South Fla.	48 <b>66</b>									148	H	East Carolina	74 67
20	N	South Fla.	60 <b>73</b>									164	H	New Mexico	58 <b>63</b>
24	N	Mississippi St.	70 <b>72</b>									191	A	Tulsa	54 <b>56</b>
-----															
LAST 12 Division I GAMES:															
20	N	South Fla.	60 <b>73</b>	191	H	Tulsa	62 45					205	N	Gardner-Webb	69 61
277	N	UCF	83 74	74	A	Tulane	64 <b>76</b>					220	H	Kansas	73 64
148	A	East Carolina	61 <b>78</b>	148	H	East Carolina	74 67					237	A	North Texas	57 <b>60</b>
286	H	Houston	54 <b>63</b>	277	H	UCF	65 50					240	A	Cincinnati	73 55
3	A	UConn	41 <b>88</b>	71	A	Temple	35 <b>55</b>					277	A	UCF	54 <b>66</b>
277	A	UCF	54 <b>66</b>	20	H	South Fla.	48 <b>66</b>					277	H	UCF	65 50
												277	N	UCF	83 74
												286	A	Houston	50 48
												286	H	Houston	54 <b>63</b>
												339	H	Cal St. Fullerton	74 53

Non-Div I Games:

SMU

■ Loss, 
 ■ Non-Conf, 
 ■ S Site, 
 ■ Home 
 ■ A Away 
 N Neutral

Average RPI Win:	<b>244</b>	WON-LOST	WINNING	LAST 10	STRENGTH OF	OPP. STRENGTH	TEAM	ADJ.	CONF.	ADJ CONF.
Average RPI Loss:	<b>128</b>	RECORD	PCT. RANK	GAMES	SCHEDULE	OF SCHEDULE	RPI	RPI	RPI	RPI
DIV. I ONLY	<b>14- 17</b>	<b>199</b>	<b>7- 3</b>	<b>124</b>	<b>246</b>	<b>171</b>	<b>171</b>	<b>19</b>	<b>19</b>	
DIV. I NON-CONF.	<b>3- 8</b>	<b>258</b>	<b>0- 0</b>	<b>88</b>	<b>115</b>	<b>203</b>	<b>203</b>	<b>23</b>	<b>23</b>	
TOTALS	RPI 1-25	RPI 26-50	W-L RECORDS	RPI 51-100	RPI 101-150	RPI 150+				
14- 17	0- 1	0- 0	OVERALL	0- 4	0- 4	14- 8				
6- 7	0- 1	0- 0	HOME	0- 2	0- 2	6- 2				
7- 8	0- 0	0- 0	AWAY	0- 1	0- 2	7- 5				
1- 2	0- 0	0- 0	NEUTRAL	0- 1	0- 0	1- 1				
3- 8	0- 1	0- 0	NON-CONFERENCE	0- 3	0- 2	3- 2				
1- 3	0- 1	0- 0	HOME	0- 1	0- 1	1- 0				
2- 4	0- 0	0- 0	AWAY	0- 1	0- 1	2- 2				
0- 1	0- 0	0- 0	NEUTRAL	0- 1	0- 0	0- 0				
11- 9	0- 0	0- 0	CONFERENCE	0- 1	0- 2	11- 6				
5- 4	0- 0	0- 0	HOME	0- 1	0- 1	5- 2				
5- 4	0- 0	0- 0	AWAY	0- 0	0- 1	5- 3				
1- 1	0- 0	0- 0	NEUTRAL	0- 0	0- 0	1- 1				

RPI 1-25				RPI 26-50				RPI 51-100				RPI 101+ Team's RPI: 171			
RPI	S	Opponent	Score	RPI	S	Opponent	Score	RPI	S	Opponent	Score	RPI	S	Opponent	Score
9	H	UCLA	76 <b>109</b>					56	N	Villanova	54 <b>78</b>	108	A	New Mexico St.	77 <b>80</b>
								69	H	San Francisco	94 <b>95</b>	120	H	Hawaii	72 <b>74</b>
								86	A	California	99 <b>117</b>	131	A	Idaho	60 <b>107</b>
								91	H	North Dakota	79 <b>86</b>	131	H	Idaho	88 <b>98</b>
												160	A	Montana St.	99 <b>116</b>
												160	H	Montana St.	79 <b>80</b>
												164	A	New Mexico	71 <b>84</b>
												169	A	Eastern Wash.	94 91
												169	H	Eastern Wash.	83 <b>100</b>
												169	N	Eastern Wash.	97 <b>100</b>
												170	A	Montana	83 <b>90</b>
												170	H	Montana	83 75
												172	A	Idaho St.	68 59
												172	H	Idaho St.	83 62
												180	A	UC Davis	92 77
												182	H	Northern Colo.	83 72
												186	A	Cal Poly	72 <b>97</b>
												189	A	Weber St.	66 <b>77</b>
												189	H	Weber St.	87 64
												230	A	Utah St.	95 86
												310	A	Northern Ariz.	111 79
												321	A	Portland St.	126 78
												321	H	Portland St.	132 91
												334	A	Southern Utah	82 72
												334	N	Southern Utah	102 89
												336	H	UC Irvine	126 78
LAST 12 Division I GAMES:															
169	N	Eastern Wash.	97 <b>100</b>	131	A	Idaho	60 <b>107</b>	169	A	Eastern Wash.	94 91	321	A	Portland St.	126 78
334	N	Southern Utah	102 89	172	H	Idaho St.	83 62	189	H	Weber St.	87 64	334	A	Southern Utah	82 72
310	A	Northern Ariz.	111 79	160	A	Montana St.	99 <b>116</b>	170	A	Montana	83 <b>90</b>	334	N	Southern Utah	102 89
334	A	Southern Utah	82 72												
91	H	North Dakota	79 <b>86</b>												
182	H	Northern Colo.	83 72												

Non-Div I Games:

Sacramento St.

■ Loss, 
■ Non-Conf, 
■ S Site, 
■ H Home 
■ A Away 
N Neutral



Average RPI Win: 293		WON-LOST	WINNING	LAST 10	STRENGTH OF	OPP. STRENGTH	TEAM	ADJ.	CONF.	ADJ CONF.
Average RPI Loss: 168		RECORD	PCT. RANK	GAMES	SCHEDULE	OF SCHEDULE	RPI	RPI	RPI	RPI
DIV. I ONLY		20- 11	86	10- 0	317	328	190	190	30	30
DIV. I NON-CONF.		2- 9	296	0- 0	226	168	302	302	32	32
TOTALS		RPI 1-25	RPI 26-50	W-L RECORDS	RPI 51-100	RPI 101-150	RPI 150+			
20- 11	0- 0		0- 1	OVERALL	0- 1	0- 3	20- 6			
11- 4	0- 0		0- 0	HOME	0- 0	0- 1	11- 3			
8- 6	0- 0		0- 1	AWAY	0- 1	0- 1	8- 3			
1- 1	0- 0		0- 0	NEUTRAL	0- 0	0- 1	1- 0			
2- 9	0- 0		0- 1	NON-CONFERENCE	0- 1	0- 3	2- 4			
1- 3	0- 0		0- 0	HOME	0- 0	0- 1	1- 2			
0- 5	0- 0		0- 1	AWAY	0- 1	0- 1	0- 2			
1- 1	0- 0		0- 0	NEUTRAL	0- 0	0- 1	1- 0			
18- 2	0- 0		0- 0	CONFERENCE	0- 0	0- 0	18- 2			
10- 1	0- 0		0- 0	HOME	0- 0	0- 0	10- 1			
8- 1	0- 0		0- 0	AWAY	0- 0	0- 0	8- 1			
0- 0	0- 0		0- 0	NEUTRAL	0- 0	0- 0	0- 0			

[illegible]

Non-Div I Games:

Sacred Heart

Loss, Non-Conf, S Site, H Home A Away N Neutral

RPI	S	Opponent	Score	
335	H	St. Francis Brooklyn	63	55
344	A	Wagner	77	73
344	H	Wagner	73	62

Sacred Heart

## Saint Francis (PA)

Through Games Of March 9, 2016

Average RPI Win:	303	WON-LOST	WINNING	LAST 10	STRENGTH OF	OPP. STRENGTH	TEAM	ADJ.	CONF.	ADJ CONF.
Average RPI Loss:	192	RECORD	PCT. RANK	GAMES	SCHEDULE	OF SCHEDULE	RPI	RPI	RPI	RPI
DIV. I ONLY	13- 17	211	6- 4	296	335	263	263	30	30	
DIV. I NON-CONF.	1- 9	325	0- 0	181	187	312	312	32	32	
TOTALS	RPI 1-25	RPI 26-50	W-L RECORDS	RPI 51-100	RPI 101-150	RPI 150+				
13- 17	0- 1	0- 0	OVERALL	0- 1	0- 2	13- 13				
9- 3	0- 0	0- 0	HOME	0- 0	0- 1	9- 2				
4- 13	0- 1	0- 0	AWAY	0- 1	0- 1	4- 10				
0- 1	0- 0	0- 0	NEUTRAL	0- 0	0- 0	0- 1				
1- 9	0- 1	0- 0	NON-CONFERENCE	0- 1	0- 2	1- 5				
1- 1	0- 0	0- 0	HOME	0- 0	0- 1	1- 0				
0- 7	0- 1	0- 0	AWAY	0- 1	0- 1	0- 4				
0- 1	0- 0	0- 0	NEUTRAL	0- 0	0- 0	0- 1				
12- 8	0- 0	0- 0	CONFERENCE	0- 0	0- 0	12- 8				
8- 2	0- 0	0- 0	HOME	0- 0	0- 0	8- 2				
4- 6	0- 0	0- 0	AWAY	0- 0	0- 0	4- 6				
0- 0	0- 0	0- 0	NEUTRAL	0- 0	0- 0	0- 0				

RPI 1-25				RPI 26-50				RPI 51-100				RPI 101+ Team's RPI: 263			
RPI	S	Opponent	Score	RPI	S	Opponent	Score	RPI	S	Opponent	Score	RPI	S	Opponent	Score
25	A	Florida	65 122					51	A	Ohio	65 91	129	H	Pittsburgh	59 74
												135	A	Marshall	73 81
												167	A	Cornell	69 75
												178	N	Eastern Ky.	82 88
												190	A	Sacred Heart	71 92
												190	A	Sacred Heart	67 80
												190	H	Sacred Heart	77 81
												194	A	Robert Morris	43 57
												194	H	Robert Morris	62 54
												225	A	Canisius	52 77
												235	A	Bryant	72 84
												235	H	Bryant	85 72
												240	A	Cincinnati	86 93
												249	A	Columbia	78 82
												276	A	Central Conn. St.	51 66
												276	H	Central Conn. St.	83 77
												276	H	Central Conn. St.	59 79
												283	H	Coastal Caro.	106 74
												314	A	Fairleigh Dickinson	72 73
												314	H	Fairleigh Dickinson	87 67
												317	A	Mt. St. Mary's	73 64
												317	H	Mt. St. Mary's	87 57
												324	A	LIU Brooklyn	84 75
												324	H	LIU Brooklyn	72 64
												335	A	St. Francis Brooklyn	83 76
												335	H	St. Francis Brooklyn	85 68
LAST 12 Division I GAMES:															
190	A	Sacred Heart	71 92	344	A	Wagner	87 74								
276	H	Central Conn. St.	83 77	317	A	Mt. St. Mary's	73 64								
194	A	Robert Morris	43 57	235	H	Bryant	85 72								
190	A	Sacred Heart	67 80	276	H	Central Conn. St.	59 79								
335	H	St. Francis Brooklyn	85 68	314	A	Fairleigh Dickinson	72 73								
324	H	LIU Brooklyn	72 64	194	H	Robert Morris	62 54								

Non-Div I Games: Pitt.-Johnstown 82 78

Saint Francis (PA)

■ Loss, 
 ■ Non-Conf, 
 ■ S Site, 
 ■ Home 
 ■ A Away 
 N Neutral

S  
a  
i  
n  
t  
F  
r  
a  
n  
c  
i  
s  
(  
P  
A  
)

RPI S Saint Francis (PA) Score

Through Games Of March 9, 2016

RPI	S	Opponent	Score
344	A	Wagner	87 74
344	H	Wagner	93 78

Saint Francis (PA)  
P  
A  
)

S  
a  
i  
n  
t  
F  
r  
a  
n  
c  
i  
s  
(  
P  
A  
)

## Saint Joseph's

## Through Games Of March 9, 2016

Average RPI Win:	156	WON-LOST	WINNING	LAST 10	STRENGTH OF	OPP. STRENGTH	TEAM	ADJ.	CONF.	ADJ CONF.
Average RPI Loss:	90	RECORD	PCT. RANK	GAMES	SCHEDULE	OF SCHEDULE	RPI	RPI	RPI	RPI
DIV. I ONLY	14- 15	181	5- 5	47	87	116	116	7	7	
DIV. I NON-CONF.	6- 6	160	0- 0	3	44	55	55	8	8	
TOTALS	RPI 1-25	RPI 26-50	W-L RECORDS	RPI 51-100	RPI 101-150	RPI 150+				
14- 15	0- 3	1- 2	OVERALL	4- 5	0- 1	9- 4				
9- 7	0- 2	1- 1	HOME	2- 3	0- 1	6- 0				
5- 7	0- 1	0- 1	AWAY	2- 2	0- 0	3- 3				
0- 1	0- 0	0- 0	NEUTRAL	0- 0	0- 0	0- 1				
6- 6	0- 1	1- 1	NON-CONFERENCE	3- 3	0- 1	2- 0				
4- 4	0- 1	1- 1	HOME	2- 1	0- 1	1- 0				
2- 2	0- 0	0- 0	AWAY	1- 2	0- 0	1- 0				
0- 0	0- 0	0- 0	NEUTRAL	0- 0	0- 0	0- 0				
8- 9	0- 2	0- 1	CONFERENCE	1- 2	0- 0	7- 4				
5- 3	0- 1	0- 0	HOME	0- 2	0- 0	5- 0				
3- 5	0- 1	0- 1	AWAY	1- 0	0- 0	2- 3				
0- 1	0- 0	0- 0	NEUTRAL	0- 0	0- 0	0- 1				

RPI 1-25				RPI 26-50				RPI 51-100				RPI 101+ Team's RPI: 116			
RPI	S	Opponent	Score	RPI	S	Opponent	Score	RPI	S	Opponent	Score	RPI	S	Opponent	Score
1	H	Notre Dame	55 91	27	H	Penn	50 46	52	H	Rutgers	65 78	102	H	Iona	75 81
18	A	Duquesne	59 73	36	A	St. Bonaventure	51 65	54	H	Saint Louis	66 77	163	A	Fordham	40 47
21	H	George Washington	45 70	41	H	Seton Hall	54 66	56	A	Villanova	49 55	163	H	Fordham	61 51
								65	A	Hofstra	62 75	166	A	George Mason	41 55
								68	H	Central Mich.	76 66	184	H	UMBC	104 45
								71	A	Temple	70 67	188	H	Davidson	87 54
								72	A	VCU	66 63	198	A	Richmond	59 57
								81	H	Drexel	53 46	198	H	Richmond	64 53
								85	H	Dayton	61 71	212	H	Rhode Island	74 63
												212	N	Rhode Island	76 81
												217	A	Lehigh	63 62
												221	A	Massachusetts	62 58
												281	A	La Salle	70 75
												281	H	La Salle	64 55
LAST 12 Division I GAMES:															
		212 N Rhode Island	76 81			163 H Fordham	61 51								
		198 A Richmond	59 57			166 A George Mason	41 55								
		188 H Davidson	87 54			281 H La Salle	64 55								
		212 H Rhode Island	74 63			36 A St. Bonaventure	51 65								
		281 A La Salle	70 75			85 H Dayton	61 71								
		18 A Duquesne	59 73			54 H Saint Louis	66 77								

Non-Div I Games:

Saint Joseph's

■ Loss, 
 ■ Non-Conf, 
 ■ S Site, 
 ■ H Home 
 ■ A Away 
 N Neutral

## Saint Louis

Through Games Of March 9, 2016

Average RPI Win:	188	WON-LOST	WINNING	LAST 10	STRENGTH OF	OPP. STRENGTH	TEAM	ADJ.	CONF.	ADJ CONF.
Average RPI Loss:	75	RECORD	PCT. RANK	GAMES	SCHEDULE	OF SCHEDULE	RPI	RPI	RPI	RPI
DIV. I ONLY	23- 7	40	7- 3	161	104	54	54	7	7	
DIV. I NON-CONF.	9- 3	69	0- 0	253	271	100	100	8	8	
TOTALS	RPI 1-25	RPI 26-50	W-L RECORDS	RPI 51-100	RPI 101-150	RPI 150+				
23- 7	1- 2	0- 1	OVERALL	3- 2	3- 1	16- 1				
11- 1	1- 0	0- 0	HOME	1- 0	0- 0	9- 1				
10- 5	0- 1	0- 1	AWAY	2- 2	3- 1	5- 0				
2- 1	0- 1	0- 0	NEUTRAL	0- 0	0- 0	2- 0				
9- 3	0- 0	0- 0	NON-CONFERENCE	0- 2	2- 1	7- 0				
4- 0	0- 0	0- 0	HOME	0- 0	0- 0	4- 0				
4- 3	0- 0	0- 0	AWAY	0- 2	2- 1	2- 0				
1- 0	0- 0	0- 0	NEUTRAL	0- 0	0- 0	1- 0				
14- 4	1- 2	0- 1	CONFERENCE	3- 0	1- 0	9- 1				
7- 1	1- 0	0- 0	HOME	1- 0	0- 0	5- 1				
6- 2	0- 1	0- 1	AWAY	2- 0	1- 0	3- 0				
1- 1	0- 1	0- 0	NEUTRAL	0- 0	0- 0	1- 0				

RPI 1-25				RPI 26-50				RPI 51-100				RPI 101+			
RPI	S	Opponent	Score	RPI	S	Opponent	Score	RPI	S	Opponent	Score	RPI	S	Opponent	Score
18	H	Duquesne	84 81	36	A	St. Bonaventure	59 80	60	A	Ball St.	70 79	111	A	Memphis	63 57
18	N	Duquesne	52 56					72	A	VCU	77 72	112	A	Mercer	68 60
21	A	George Washington	80 89					74	A	Tulane	58 66	116	A	Saint Joseph's	77 66
								85	A	Dayton	55 52	147	A	SIUE	64 71
								85	H	Dayton	70 56	163	A	Fordham	51 49
												166	A	George Mason	61 50
												166	H	George Mason	63 73
												188	A	Davidson	79 50
												188	H	Davidson	88 51
												191	H	Tulsa	82 73
												198	H	Richmond	73 48
												212	H	Rhode Island	77 60
												212	N	Rhode Island	70 59
												221	H	Massachusetts	69 49
												226	A	Indiana St.	62 52
												227	H	Southeast Mo. St.	67 52
												260	N	Cleveland St.	76 65
												281	H	La Salle	79 70
												305	H	Bradley	75 58
												340	H	Eastern Ill.	78 47
												346	A	Alabama A&M	91 60
LAST 12 Division I GAMES:															
18	N	Duquesne	52 56	188	H	Davidson	88 51								
212	N	Rhode Island	70 59	36	A	St. Bonaventure	59 80								
212	H	Rhode Island	77 60	198	H	Richmond	73 48								
85	A	Dayton	55 52	21	A	George Washington	80 89								
163	A	Fordham	51 49	166	A	George Mason	61 50								
18	H	Duquesne	84 81	281	H	La Salle	79 70								

Non-Div I Games: Mo.-St. Louis 67 31

Saint Louis

Loss, Non-Conf, S Site, H Home A Away N Neutral

## Saint Peter's

Through Games Of March 9, 2016

Average RPI Win:	246	WON-LOST	WINNING	LAST 10	STRENGTH OF	OPP. STRENGTH	TEAM	ADJ.	CONF.	ADJ CONF.
Average RPI Loss:	202	RECORD	PCT. RANK	GAMES	SCHEDULE	OF SCHEDULE	RPI	RPI	RPI	RPI
DIV. I ONLY	4- 26	336	0- 10	251	282	338	338	23	23	
DIV. I NON-CONF.	2- 7	280	0- 0	198	337	306	306	22	22	
TOTALS	RPI 1-25	RPI 26-50	W-L RECORDS	RPI 51-100	RPI 101-150	RPI 150+				
4- 26	0- 1	0- 1	OVERALL	0- 2	0- 2	4- 20				
4- 11	0- 1	0- 0	HOME	0- 1	0- 1	4- 8				
0- 14	0- 0	0- 0	AWAY	0- 1	0- 0	0- 0				
0- 1	0- 0	0- 0	NEUTRAL	0- 0	0- 0	0- 1				
2- 7	0- 1	0- 1	NON-CONFERENCE	0- 0	0- 0	2- 5				
2- 3	0- 1	0- 0	HOME	0- 0	0- 0	2- 2				
0- 4	0- 0	0- 1	AWAY	0- 0	0- 0	0- 3				
0- 0	0- 0	0- 0	NEUTRAL	0- 0	0- 0	0- 0				
2- 19	0- 0	0- 0	CONFERENCE	0- 2	0- 2	2- 15				
2- 8	0- 0	0- 0	HOME	0- 1	0- 1	2- 6				
0- 10	0- 0	0- 0	AWAY	0- 1	0- 1	0- 8				
0- 1	0- 0	0- 0	NEUTRAL	0- 0	0- 0	0- 1				

RPI 1-25				RPI 26-50				RPI 51-100				RPI 101+ Team's RPI: 338			
RPI	S	Opponent	Score	RPI	S	Opponent	Score	RPI	S	Opponent	Score	RPI	S	Opponent	Score
18	H	Duquesne	38 63	41	A	Seton Hall	65 81	87	A	Quinnipiac	49 66	102	A	Iona	50 64
								87	H	Quinnipiac	53 65	102	H	Iona	51 65
												156	H	Stony Brook	35 69
												161	A	Marist	46 69
												161	H	Marist	55 74
												196	A	Fairfield	49 76
												196	H	Fairfield	56 46
												207	H	Brown	79 67
												217	A	Lehigh	42 74
												225	A	Canisius	42 54
												225	H	Canisius	53 60
												229	A	Siena	58 59
												229	H	Siena	55 64
												233	H	Navy	39 50
												244	A	Monmouth	52 71
												244	H	Monmouth	67 62
												247	A	Manhattan	47 64
												247	H	Manhattan	43 60
												247	N	Manhattan	43 60
												284	A	Rider	48 57
												284	H	Rider	67 68
												290	A	Niagara	46 51
												290	H	Niagara	48 52
												314	A	Fairleigh Dickinson	52 73
												329	A	Lafayette	69 72
												335	H	St. Francis Brooklyn	44 40
LAST 12 Division I GAMES:															
				247	N	Manhattan	43 60					196	A	Fairfield	49 76
				244	A	Monmouth	52 71					284	H	Rider	67 68
				247	H	Manhattan	43 60					161	H	Marist	55 74
				102	A	Iona	50 64					87	A	Quinnipiac	49 66
				284	A	Rider	48 57					229	H	Siena	55 64
				87	H	Quinnipiac	53 65					161	A	Marist	46 69

Non-Div I Games:

Saint Peter's

■ Loss, 
 ■ Non-Conf, 
 ■ S Site, 
 ■ H Home 
 ■ A Away 
 N Neutral

Average RPI Win:	297	WON-LOST	WINNING	LAST 10	STRENGTH OF	OPP. STRENGTH	TEAM	ADJ.	CONF.	ADJ CONF.
Average RPI Loss:	142	RECORD	PCT. RANK	GAMES	SCHEDULE	OF SCHEDULE	RPI	RPI	RPI	RPI
DIV. I ONLY	9- 17	257	4- 6	163	257	236	236	25	25	
DIV. I NON-CONF.	2- 6	272	0- 0	96	58	172	172	26	26	
TOTALS	RPI 1-25	RPI 26-50	W-L RECORDS	RPI 51-100	RPI 101-150	RPI 150+				
9- 17	0- 2	0- 1	OVERALL	0- 4	0- 4	9- 6				
5- 5	0- 0	0- 0	HOME	0- 2	0- 0	5- 3				
4- 11	0- 1	0- 1	AWAY	0- 2	0- 4	4- 3				
0- 1	0- 1	0- 0	NEUTRAL	0- 0	0- 0	0- 0				
2- 6	0- 2	0- 1	NON-CONFERENCE	0- 0	0- 2	2- 1				
0- 1	0- 0	0- 0	HOME	0- 0	0- 0	0- 1				
2- 4	0- 1	0- 1	AWAY	0- 0	0- 2	2- 0				
0- 1	0- 1	0- 0	NEUTRAL	0- 0	0- 0	0- 0				
7- 11	0- 0	0- 0	CONFERENCE	0- 4	0- 2	7- 5				
5- 4	0- 0	0- 0	HOME	0- 2	0- 0	5- 2				
2- 7	0- 0	0- 0	AWAY	0- 2	0- 2	2- 3				
0- 0	0- 0	0- 0	NEUTRAL	0- 0	0- 0	0- 0				

RPI 1-25				RPI 26-50				RPI 51-100				RPI 101+ Team's RPI: 236			
RPI	S	Opponent	Score	RPI	S	Opponent	Score	RPI	S	Opponent	Score	RPI	S	Opponent	Score
7	A	Texas	49 83	49	A	Kansas St.	50 78	77	A	Abilene Christian	55 67	107	A	TCU	59 85
15	N	Florida St.	37 94					77	H	Abilene Christian	76 87	117	A	Northwestern St.	49 69
								96	A	Central Ark.	53 72	141	A	Arkansas	47 67
								96	H	Central Ark.	63 73	145	A	McNeese St.	79 82
												200	A	SFA	63 70
												200	H	SFA	59 65
												223	H	Rice	46 58
												231	A	Texas Southern	53 51
												248	A	Houston Baptist	63 67
												248	H	Houston Baptist	78 70
												287	A	Lamar	78 76
												287	H	Lamar	78 75
												307	H	Nicholls St.	63 67
												313	A	A&M-Corpus Christi	71 81
												313	H	A&M-Corpus Christi	75 57
												318	H	Southeastern La.	80 56
												324	A	LIU Brooklyn	63 56
												330	A	Incarnate Word	65 60
												331	H	New Orleans	64 52
LAST 12 Division I GAMES:															
200	H	SFA	59 65	77	A	Abilene Christian	55 67								
287	H	Lamar	78 75	313	A	A&M-Corpus Christi	71 81								
313	H	A&M-Corpus Christi	75 57	248	A	Houston Baptist	63 67								
96	A	Central Ark.	53 72	287	A	Lamar	78 76								
96	H	Central Ark.	63 73	200	A	SFA	63 70								
248	H	Houston Baptist	78 70	77	H	Abilene Christian	76 87								

Non-Div I Games: LSU-Alexandria 85 50 Our Lady Of The Lak67 56

Sam Houston St.



Average RPI Win:	245	WON-LOST	WINNING	LAST 10	STRENGTH OF	OPP. STRENGTH	TEAM	ADJ.	CONF.	ADJ CONF.
Average RPI Loss:	89	RECORD	PCT. RANK	GAMES	SCHEDULE	OF SCHEDULE	RPI	RPI	RPI	RPI
DIV. I ONLY	18- 11	102	7- 3	196	173	110	110	17	17	
DIV. I NON-CONF.	6- 7	176	0- 0	179	155	135	135	15	15	
TOTALS	RPI 1-25	RPI 26-50	W-L RECORDS	RPI 51-100	RPI 101-150	RPI 150+				
18- 11	0- 1	1- 3	OVERALL	0- 2	2- 3	15- 2				
7- 2	0- 0	1- 0	HOME	0- 1	1- 1	5- 0				
9- 8	0- 1	0- 2	AWAY	0- 1	1- 2	8- 2				
2- 1	0- 0	0- 1	NEUTRAL	0- 0	0- 0	2- 0				
6- 7	0- 1	0- 1	NON-CONFERENCE	0- 2	2- 1	4- 2				
1- 1	0- 0	0- 0	HOME	0- 1	1- 0	0- 0				
4- 6	0- 1	0- 1	AWAY	0- 1	1- 1	3- 2				
1- 0	0- 0	0- 0	NEUTRAL	0- 0	0- 0	1- 0				
12- 4	0- 0	1- 2	CONFERENCE	0- 0	0- 2	11- 0				
6- 1	0- 0	1- 0	HOME	0- 0	0- 1	5- 0				
5- 2	0- 0	0- 1	AWAY	0- 0	0- 1	5- 0				
1- 1	0- 0	0- 1	NEUTRAL	0- 0	0- 0	1- 0				

RPI 1-25				RPI 26-50				RPI 51-100				RPI 101+ Team's RPI: 110			
RPI	S	Opponent	Score	RPI	S	Opponent	Score	RPI	S	Opponent	Score	RPI	S	Opponent	Score
24	A	Mississippi St.	47 68	40	A	Chattanooga	30 53	73	A	Georgia Tech	55 66	104	A	UT Martin	50 52
				40	H	Chattanooga	48 43	93	H	Harvard	54 60	112	A	Mercer	61 63
				40	N	Chattanooga	41 49					112	H	Mercer	60 63
				45	A	Indiana	56 65					123	A	LSU	47 44
												136	H	Troy	73 69
												155	A	UAB	41 61
												165	A	ETSU	56 51
												165	H	ETSU	55 47
												185	A	Southern Miss.	48 56
												215	A	Furman	58 45
												215	H	Furman	77 63
												246	A	Alabama St.	54 35
												298	A	Jacksonville St.	50 39
												301	A	Western Caro.	59 42
												301	H	Western Caro.	57 52
												307	N	Nicholls St.	45 43
												308	A	Wofford	58 39
												308	H	Wofford	50 48
												308	N	Wofford	63 43
												312	A	UNCG	57 52
												312	H	UNCG	80 49
												346	A	Alabama A&M	54 30
LAST 12 Division I GAMES:															
				40	N	Chattanooga	41 49	112	A	Mercer	61 63				
				308	N	Wofford	63 43	301	H	Western Caro.	57 52				
				308	H	Wofford	50 48	312	H	UNCG	80 49				
				215	H	Furman	77 63	308	A	Wofford	58 39				
				165	A	ETSU	56 51	215	A	Furman	58 45				
				40	A	Chattanooga	30 53	40	H	Chattanooga	48 43				

Non-Div I Games: AUM 82 32 Shorter 53 33

Samford

Loss, Non-Conf, S Site, H Home A Away N Neutral

Average RPI Win:	195	WON-LOST	WINNING	LAST 10	STRENGTH OF	OPP. STRENGTH	TEAM	ADJ.	CONF.	ADJ CONF.
Average RPI Loss:	60	RECORD	PCT. RANK	GAMES	SCHEDULE	OF SCHEDULE	RPI	RPI	RPI	RPI
DIV. I ONLY	22- 7	45	5- 5	190	97	83	83	8	8	
DIV. I NON-CONF.	9- 1	22	0- 0	320	161	117	117	9	9	
TOTALS	RPI 1-25	RPI 26-50	W-L RECORDS	RPI 51-100	RPI 101-150	RPI 150+				
22- 7	1- 1	0- 0	OVERALL	2- 6	5- 0	14- 0				
10- 4	1- 0	0- 0	HOME	0- 4	3- 0	6- 0				
12- 2	0- 1	0- 0	AWAY	2- 1	2- 0	8- 0				
0- 1	0- 0	0- 0	NEUTRAL	0- 1	0- 0	0- 0				
9- 1	0- 0	0- 0	NON-CONFERENCE	0- 1	3- 0	6- 0				
4- 1	0- 0	0- 0	HOME	0- 1	2- 0	2- 0				
5- 0	0- 0	0- 0	AWAY	0- 0	1- 0	4- 0				
0- 0	0- 0	0- 0	NEUTRAL	0- 0	0- 0	0- 0				
13- 6	1- 1	0- 0	CONFERENCE	2- 5	2- 0	8- 0				
6- 3	1- 0	0- 0	HOME	0- 3	1- 0	4- 0				
7- 2	0- 1	0- 0	AWAY	2- 1	1- 0	4- 0				
0- 1	0- 0	0- 0	NEUTRAL	0- 1	0- 0	0- 0				

RPI 1-25				RPI 26-50				RPI 51-100 Team's RPI: 83				RPI 101+			
RPI	S	Opponent	Score	RPI	S	Opponent	Score	RPI	S	Opponent	Score	RPI	S	Opponent	Score
16	A	BYU	60 68					53	A	St. Mary's (CA)	60 68	106	A	Fresno St.	72 68
16	H	BYU	78 65					53	H	St. Mary's (CA)	68 73	115	A	Gonzaga	58 57
								64	A	Santa Clara	70 58	115	H	Gonzaga	63 54
								64	H	Santa Clara	47 61	118	H	Akron	86 65
								69	A	San Francisco	67 58	124	H	Arizona	59 54
								69	H	San Francisco	54 59	160	A	Montana St.	62 49
								69	N	San Francisco	80 84	176	A	Pacific	59 56
								97	H	Washington St.	72 78	176	H	Pacific	69 56
												234	A	San Diego St.	60 53
												241	H	Valparaiso	76 60
												242	A	Loyola Marymount	75 67
												242	H	Loyola Marymount	82 58
												267	A	Pepperdine	70 54
												267	H	Pepperdine	74 55
												292	A	Portland	77 67
												292	H	Portland	71 43
												300	H	CSUN	86 64
												325	A	Nevada	84 47
												339	A	Cal St. Fullerton	53 44
LAST 12 Division I GAMES:															
				69	N	San Francisco	80 84	176	A	Pacific	59 56				
				292	A	Portland	77 67	53	A	St. Mary's (CA)	60 68				
				115	A	Gonzaga	58 57	242	A	Loyola Marymount	75 67				
				16	A	BYU	60 68	267	A	Pepperdine	70 54				
				69	H	San Francisco	54 59	242	H	Loyola Marymount	82 58				
				64	H	Santa Clara	47 61	267	H	Pepperdine	74 55				

Non-Div I Games: Hope Int'l 90 52

San Diego

■ Loss, 
 ■ Non-Conf, 
 ■ S Site, 
 ■ Home 
 ■ A Away 
 N Neutral

## San Diego St.

Through Games Of March 9, 2016

Average RPI Win:	249	WON-LOST	WINNING	LAST 10	STRENGTH OF	OPP. STRENGTH	TEAM	ADJ.	CONF.	ADJ CONF.
Average RPI Loss:	149	RECORD	PCT. RANK	GAMES	SCHEDULE	OF SCHEDULE	RPI	RPI	RPI	RPI
DIV. I ONLY	11- 19	247	6- 4	139	241	234	234	20	20	
DIV. I NON-CONF.	4- 6	201	0- 0	243	253	254	254	20	20	
TOTALS	RPI 1-25	RPI 26-50	W-L RECORDS	RPI 51-100	RPI 101-150	RPI 150+				
11- 19	0- 0	0- 4	OVERALL	0- 2	1- 2	10- 11				
6- 9	0- 0	0- 1	HOME	0- 2	1- 0	5- 6				
4- 9	0- 0	0- 2	AWAY	0- 0	0- 2	4- 5				
1- 1	0- 0	0- 1	NEUTRAL	0- 0	0- 0	1- 0				
4- 6	0- 0	0- 1	NON-CONFERENCE	0- 2	0- 1	4- 2				
3- 3	0- 0	0- 0	HOME	0- 2	0- 0	3- 1				
1- 3	0- 0	0- 1	AWAY	0- 0	0- 1	1- 1				
0- 0	0- 0	0- 0	NEUTRAL	0- 0	0- 0	0- 0				
7- 13	0- 0	0- 3	CONFERENCE	0- 0	1- 1	6- 9				
3- 6	0- 0	0- 1	HOME	0- 0	1- 0	2- 5				
3- 6	0- 0	0- 1	AWAY	0- 0	0- 1	3- 4				
1- 1	0- 0	0- 1	NEUTRAL	0- 0	0- 0	1- 0				

RPI 1-25				RPI 26-50				RPI 51-100				RPI 101+ Team's RPI: 234			
RPI	S	Opponent	Score	RPI	S	Opponent	Score	RPI	S	Opponent	Score	RPI	S	Opponent	Score
				33	A	Washington	51 80	58	H	UC Riverside	68 85	106	A	Fresno St.	49 54
				43	A	Colorado St.	54 70	83	H	San Diego	53 60	106	H	Fresno St.	65 54
				43	H	Colorado St.	57 60					124	A	Long Beach St.	54 74
				43	N	Colorado St.	41 53					153	A	Boise St.	63 68
												153	H	Boise St.	45 75
												164	A	New Mexico	51 46
												164	H	New Mexico	45 64
												180	H	UC Davis	54 65
												197	H	Wisconsin	63 57
												199	A	San Jose St.	73 78
												199	H	San Jose St.	87 70
												209	A	UNLV	51 62
												209	H	UNLV	41 55
												230	A	Utah St.	59 72
												230	H	Utah St.	36 55
												242	A	Loyola Marymount	65 92
												258	A	Wyoming	84 77
												258	H	Wyoming	53 40
												258	N	Wyoming	62 44
												300	A	CSUN	67 65
												322	H	North Dakota St.	64 54
												325	H	Nevada	64 70
												339	H	Cal St. Fullerton	54 43
												341	A	Air Force	69 66
LAST 12 Division I GAMES:															
				43	N	Colorado St.	41 53	199	H	San Jose St.	87 70				
				258	N	Wyoming	62 44	341	A	Air Force	69 66				
				209	A	UNLV	51 62	106	H	Fresno St.	65 54				
				164	H	New Mexico	45 64	164	A	New Mexico	51 46				
				153	A	Boise St.	63 68	43	A	Colorado St.	54 70				
				258	H	Wyoming	53 40	209	H	UNLV	41 55				

Non-Div I Games: San Diego Christian60 25

San Diego St.

■ Loss, 
 ■ Non-Conf, 
 ■ S Site, 
 ■ Home 
 ■ A Away 
 N Neutral

## San Francisco

Through Games Of March 9, 2016

Average RPI Win:	175	WON-LOST	WINNING	LAST 10	STRENGTH OF	OPP. STRENGTH	TEAM	ADJ.	CONF.	ADJ CONF.
Average RPI Loss:	94	RECORD	PCT. RANK	GAMES	SCHEDULE	OF SCHEDULE	RPI	RPI	RPI	RPI
DIV. I ONLY	19- 11	94	7- 3	70	111	69	69	8	8	
DIV. I NON-CONF.	7- 2	57	0- 0	161	214	65	65	9	9	
TOTALS	RPI 1-25	RPI 26-50	W-L RECORDS	RPI 51-100	RPI 101-150	RPI 150+				
19- 11	1- 2	0- 0	OVERALL	5- 5	2- 1	11- 3				
7- 5	0- 1	0- 0	HOME	2- 3	1- 0	4- 1				
9- 6	0- 1	0- 0	AWAY	1- 2	1- 1	7- 2				
3- 0	1- 0	0- 0	NEUTRAL	2- 0	0- 0	0- 0				
7- 2	0- 0	0- 0	NON-CONFERENCE	2- 0	1- 0	4- 2				
2- 1	0- 0	0- 0	HOME	2- 0	0- 0	0- 1				
5- 1	0- 0	0- 0	AWAY	0- 0	1- 0	4- 1				
0- 0	0- 0	0- 0	NEUTRAL	0- 0	0- 0	0- 0				
12- 9	1- 2	0- 0	CONFERENCE	3- 5	1- 1	7- 1				
5- 4	0- 1	0- 0	HOME	0- 3	1- 0	4- 0				
4- 5	0- 1	0- 0	AWAY	1- 2	0- 1	3- 1				
3- 0	1- 0	0- 0	NEUTRAL	2- 0	0- 0	0- 0				

RPI 1-25				RPI 26-50				RPI 51-100 Team's RPI: 69				RPI 101+			
RPI	S	Opponent	Score	RPI	S	Opponent	Score	RPI	S	Opponent	Score	RPI	S	Opponent	Score
16	A	BYU	62 65					53	A	St. Mary's (CA)	59 72	115	A	Gonzaga	47 68
16	H	BYU	57 66					53	H	St. Mary's (CA)	68 78	115	H	Gonzaga	71 52
16	N	BYU	70 68					53	N	St. Mary's (CA)	67 65	124	A	Long Beach St.	66 52
								58	H	UC Riverside	88 76	171	A	Sacramento St.	95 94
								64	A	Santa Clara	57 68	176	A	Pacific	57 70
								64	H	Santa Clara	57 59	176	H	Pacific	81 71
								83	A	San Diego	59 54	186	H	Cal Poly	61 62
								83	H	San Diego	58 67	199	A	San Jose St.	82 78
								83	N	San Diego	84 80	206	A	Utah Valley	88 94
								91	H	North Dakota	74 57	237	A	North Texas	69 61
												242	A	Loyola Marymount	75 73
												242	H	Loyola Marymount	81 72
												267	A	Pepperdine	81 74
												267	H	Pepperdine	99 75
												292	A	Portland	82 63
												292	H	Portland	90 69
												325	A	Nevada	70 62
LAST 12 Division I GAMES:															

Non-Div I Games: Holy Names 77 31 San Fran. St. 73 45

San Francisco

Loss, Non-Conf, S Site, H Home A Away N Neutral

Average RPI Win:	253	WON-LOST	WINNING	LAST 10	STRENGTH OF	OPP. STRENGTH	TEAM	ADJ.	CONF.	ADJ CONF.
Average RPI Loss:	120	RECORD	PCT. RANK	GAMES	SCHEDULE	OF SCHEDULE	RPI	RPI	RPI	RPI
DIV. I ONLY	12- 17	226	7- 3	119	208	199	199	20	20	
DIV. I NON-CONF.	1- 9	325	0- 0	66	165	275	275	20	20	
TOTALS	RPI 1-25	RPI 26-50	W-L RECORDS	RPI 51-100	RPI 101-150	RPI 150+				
12- 17	0- 0	0- 2	OVERALL	0- 5	1- 3	11- 7				
7- 7	0- 0	0- 1	HOME	0- 2	0- 3	7- 1				
5- 9	0- 0	0- 1	AWAY	0- 3	1- 0	4- 5				
0- 1	0- 0	0- 0	NEUTRAL	0- 0	0- 0	0- 1				
1- 9	0- 0	0- 0	NON-CONFERENCE	0- 5	0- 2	1- 2				
1- 4	0- 0	0- 0	HOME	0- 2	0- 2	1- 0				
0- 5	0- 0	0- 0	AWAY	0- 3	0- 0	0- 2				
0- 0	0- 0	0- 0	NEUTRAL	0- 0	0- 0	0- 0				
11- 8	0- 0	0- 2	CONFERENCE	0- 0	1- 1	10- 5				
6- 3	0- 0	0- 1	HOME	0- 0	0- 1	6- 1				
5- 4	0- 0	0- 1	AWAY	0- 0	1- 0	4- 3				
0- 1	0- 0	0- 0	NEUTRAL	0- 0	0- 0	0- 1				

RPI S	Opponent	Score	RPI S	Opponent	Score	RPI S	Opponent	Score	RPI S	Opponent	Score	Team's RPI: 199
43	A Colorado St.	54 76	43	H Colorado St.	78 80	53	A St. Mary's (CA)	81 91	106	A Fresno St.	66 64	
						61	H South Dakota	77 87	106	H Fresno St.	54 59	
						69	H San Francisco	78 82	108	H New Mexico St.	66 75	
						84	A Oregon	74 104	120	H Hawaii	73 76	
						97	A Washington St.	80 95	153	A Boise St.	69 81	
									153	H Boise St.	75 78	
									164	A New Mexico	57 71	
									164	H New Mexico	59 58	
									164	N New Mexico	51 65	
									176	A Pacific	69 81	
									209	H UNLV	69 61	
									210	A CSU Bakersfield	88 90	
									230	A Utah St.	86 74	
									230	H Utah St.	83 65	
									234	A San Diego St.	70 87	
									234	H San Diego St.	78 73	
									258	A Wyoming	67 66	
									258	H Wyoming	65 51	
									325	A Nevada	76 63	
									336	H UC Irvine	79 58	
									341	A Air Force	72 49	
									341	H Air Force	81 60	
LAST 12 Division I GAMES:												
164	N New Mexico	51 65	164	H New Mexico	59 58							
153	A Boise St.	69 81	209	H UNLV	69 61							
258	H Wyoming	65 51	106	A Fresno St.	66 64							
230	H Utah St.	83 65	341	A Air Force	72 49							
234	A San Diego St.	70 87	43	H Colorado St.	78 80							
325	A Nevada	76 63	164	A New Mexico	57 71							

Non-Div I Games: Southern Ore. 92 78

San Jose St.

Santa Clara

Through Games Of March 9, 2016

Average RPI Win:	190	WON-LOST	WINNING	LAST 10	STRENGTH OF	OPP. STRENGTH	TEAM	ADJ.	CONF.	ADJ CONF.
Average RPI Loss:	48	RECORD	PCT. RANK	GAMES	SCHEDULE	OF SCHEDULE	RPI	RPI	RPI	RPI
DIV. I ONLY	21- 8	57	7- 3	132	82	64	64	8	8	
DIV. I NON-CONF.	7- 2	57	0- 0	289	38	95	95	9	9	
TOTALS	RPI 1-25	RPI 26-50	W-L RECORDS	RPI 51-100	RPI 101-150	RPI 150+				
21- 8	1- 3	0- 1	OVERALL	4- 3	3- 1	13- 0				
9- 3	0- 1	0- 0	HOME	1- 2	2- 0	6- 0				
10- 4	1- 1	0- 1	AWAY	3- 1	0- 1	6- 0				
2- 1	0- 1	0- 0	NEUTRAL	0- 0	1- 0	1- 0				
7- 2	1- 0	0- 1	NON-CONFERENCE	0- 1	1- 0	5- 0				
3- 0	0- 0	0- 0	HOME	0- 0	1- 0	2- 0				
3- 2	1- 0	0- 1	AWAY	0- 1	0- 0	2- 0				
1- 0	0- 0	0- 0	NEUTRAL	0- 0	0- 0	1- 0				
14- 6	0- 3	0- 0	CONFERENCE	4- 2	2- 1	8- 0				
6- 3	0- 1	0- 0	HOME	1- 2	1- 0	4- 0				
7- 2	0- 1	0- 0	AWAY	3- 0	0- 1	4- 0				
1- 1	0- 1	0- 0	NEUTRAL	0- 0	1- 0	0- 0				

RPI 1-25				RPI 26-50				RPI 51-100 Team's RPI: 64				RPI 101+			
RPI	S	Opponent	Score	RPI	S	Opponent	Score	RPI	S	Opponent	Score	RPI	S	Opponent	Score
10	A	Stanford	61 58	33	A	Washington	55 100	53	A	St. Mary's (CA)	73 67	115	A	Gonzaga	44 53
16	A	BYU	63 70					53	H	St. Mary's (CA)	70 78	115	H	Gonzaga	71 64
16	H	BYU	63 68					55	A	Southern California	46 81	115	N	Gonzaga	59 58
16	N	BYU	67 87					69	A	San Francisco	59 57	138	H	Texas Tech	75 70
								69	H	San Francisco	68 57	176	A	Pacific	66 60
								83	A	San Diego	61 47	176	H	Pacific	76 52
								83	H	San Diego	58 70	186	A	Cal Poly	69 63
												242	A	Loyola Marymount	57 56
												242	H	Loyola Marymount	68 41
												266	A	UC Santa Barbara	48 37
												266	H	UC Santa Barbara	66 48
												267	A	Pepperdine	62 60
												267	H	Pepperdine	84 50
												292	A	Portland	67 45
												292	H	Portland	66 47
												332	N	Evansville	62 44
												341	H	Air Force	68 34
LAST 12 Division I GAMES:															
		16 N BYU	67 87			16 A BYU	63 70								
		115 N Gonzaga	59 58			83 A San Diego	61 47								
		176 A Pacific	66 60			69 A San Francisco	59 57								
		53 H St. Mary's (CA)	70 78			292 H Portland	66 47								
		267 H Pepperdine	84 50			115 H Gonzaga	71 64								
		242 H Loyola Marymount	68 41			69 H San Francisco	68 57								

Non-Div I Games: Hope Int'l 78 54 Simpson (CA) 112 34

Santa Clara

Loss, Non-Conf, S Site, H Home A Away N Neutral

Average RPI Win:	297	WON-LOST	WINNING	LAST 10	STRENGTH OF	OPP. STRENGTH	TEAM	ADJ.	CONF.	ADJ CONF.
Average RPI Loss:	200	RECORD	PCT. RANK	GAMES	SCHEDULE	OF SCHEDULE	RPI	RPI	RPI	RPI
DIV. I ONLY	8- 18	274	4- 6	287	331	299	299	32	32	
DIV. I NON-CONF.	1- 8	320	0- 0	59	102	229	229	30	30	
TOTALS	RPI 1-25	RPI 26-50	W-L RECORDS	RPI 51-100	RPI 101-150	RPI 150+				
8- 18	0- 2	0- 1	OVERALL	0- 2	0- 1	8- 12				
5- 5	0- 0	0- 0	HOME	0- 1	0- 0	5- 4				
3- 12	0- 2	0- 1	AWAY	0- 1	0- 1	3- 7				
0- 1	0- 0	0- 0	NEUTRAL	0- 0	0- 0	0- 1				
1- 8	0- 2	0- 1	NON-CONFERENCE	0- 2	0- 1	1- 2				
0- 2	0- 0	0- 0	HOME	0- 1	0- 0	0- 1				
1- 6	0- 2	0- 1	AWAY	0- 1	0- 1	1- 1				
0- 0	0- 0	0- 0	NEUTRAL	0- 0	0- 0	0- 0				
7- 10	0- 0	0- 0	CONFERENCE	0- 0	0- 0	7- 10				
5- 3	0- 0	0- 0	HOME	0- 0	0- 0	5- 3				
2- 6	0- 0	0- 0	AWAY	0- 0	0- 0	2- 6				
0- 1	0- 0	0- 0	NEUTRAL	0- 0	0- 0	0- 1				

RPI 1-25				RPI 26-50				RPI 51-100				RPI 101+ Team's RPI: 299			
RPI	S	Opponent	Score	RPI	S	Opponent	Score	RPI	S	Opponent	Score	RPI	S	Opponent	Score
24	A	Mississippi St.	25 92	31	A	Oklahoma St.	48 76	52	A	Rutgers	26 65	143	A	Jacksonville	52 65
25	A	Florida	34 99					57	H	Auburn	40 62	204	A	Hampton	53 65
												211	A	N.C. A&T	31 60
												211	H	N.C. A&T	59 69
												243	H	Coppin St.	57 55
												246	A	Alabama St.	60 49
												252	A	Bethune-Cookman	44 50
												253	H	Morgan St.	60 66
												280	H	UMES	60 42
												288	A	South Carolina St.	43 56
												288	H	South Carolina St.	62 39
												288	N	South Carolina St.	53 61
												294	H	Ga. Southern	48 64
												296	A	Florida A&M	38 59
												296	H	Florida A&M	65 46
												298	A	Jacksonville St.	35 50
												323	H	Delaware St.	59 67
												328	A	Howard	69 64
												347	A	Norfolk St.	68 53
												348	A	N.C. Central	61 65
												348	H	N.C. Central	57 39
LAST 12 Division I GAMES:															
				288	N	South Carolina St.	53 61	243	H	Coppin St.	57 55				
				296	H	Florida A&M	65 46	253	H	Morgan St.	60 66				
				348	A	N.C. Central	61 65	252	A	Bethune-Cookman	44 50				
				288	H	South Carolina St.	62 39	211	A	N.C. A&T	31 60				
				328	A	Howard	69 64	347	A	Norfolk St.	68 53				
				288	A	South Carolina St.	43 56	204	A	Hampton	53 65				

Non-Div I Games: Columbia (SC) 101 34 Allen 72 46

Savannah St.

■ Loss, 
 ■ Non-Conf, 
 ■ S Site, 
 ■ Home 
 ■ A Away 
 N Neutral

Average RPI Win:	272	WON-LOST	WINNING	LAST 10	STRENGTH OF	OPP. STRENGTH	TEAM	ADJ.	CONF.	ADJ CONF.
Average RPI Loss:	167	RECORD	PCT. RANK	GAMES	SCHEDULE	OF SCHEDULE	RPI	RPI	RPI	RPI
DIV. I ONLY	8- 21	288	0- 10	191	302	273	273	28	28	
DIV. I NON-CONF.	5- 9	233	0- 0	95	306	176	176	25	25	
TOTALS	RPI 1-25	RPI 26-50	W-L RECORDS	RPI 51-100	RPI 101-150	RPI 150+				
8- 21	0- 0	0- 2	OVERALL	0- 2	0- 4	8- 13				
3- 9	0- 0	0- 0	HOME	0- 1	0- 2	3- 6				
5- 10	0- 0	0- 1	AWAY	0- 1	0- 2	5- 6				
0- 2	0- 0	0- 1	NEUTRAL	0- 0	0- 0	0- 1				
5- 9	0- 0	0- 2	NON-CONFERENCE	0- 2	0- 2	5- 3				
1- 4	0- 0	0- 0	HOME	0- 1	0- 1	1- 2				
4- 4	0- 0	0- 1	AWAY	0- 1	0- 1	4- 1				
0- 1	0- 0	0- 1	NEUTRAL	0- 0	0- 0	0- 0				
3- 12	0- 0	0- 0	CONFERENCE	0- 0	0- 2	3- 10				
2- 5	0- 0	0- 0	HOME	0- 0	0- 1	2- 4				
1- 6	0- 0	0- 0	AWAY	0- 0	0- 1	1- 5				
0- 1	0- 0	0- 0	NEUTRAL	0- 0	0- 0	0- 1				

RPI S	Opponent	Score	RPI S	Opponent	Score	RPI S	Opponent	Score	RPI S	Opponent	Score	Team's RPI: 273
33	A Washington	55 96	38	N Princeton	48 85	58	H UC Riverside	70 92	108	A New Mexico St.	54 69	
						84	A Oregon	62 82	108	H New Mexico St.	56 66	
									124	H Long Beach St.	57 69	
									131	A Idaho	60 64	
									153	H Boise St.	66 84	
									160	H Montana St.	51 80	
									170	A Montana	58 44	
									172	A Idaho St.	67 83	
									193	A UTRGV	74 71	
									193	H UTRGV	71 76	
									206	A Utah Valley	48 79	
									206	H Utah Valley	44 61	
									210	A CSU Bakersfield	68 76	
									210	H CSU Bakersfield	52 66	
									210	N CSU Bakersfield	54 62	
									228	A Grand Canyon	53 60	
									228	H Grand Canyon	54 67	
									242	A Loyola Marymount	78 69	
									300	A CSUN	62 56	
									303	H Denver	59 51	
									304	A UMKC	43 64	
									304	H UMKC	69 63	
									321	A Portland St.	85 64	
									345	A Chicago St.	49 57	
									345	H Chicago St.	59 45	
LAST 12 Division I GAMES:												
210	N	CSU Bakersfield	54	62	304	A	UMKC	43	64			
210	H	CSU Bakersfield	52	66	345	A	Chicago St.	49	57			
206	A	Utah Valley	48	79	228	H	Grand Canyon	54	67			
108	H	New Mexico St.	56	66	206	H	Utah Valley	44	61			
193	H	UTRGV	71	76	193	A	UTRGV	74	71			
228	A	Grand Canyon	53	60	108	A	New Mexico St.	54	69			

Non-Div I Games: Evergreen St. 81 38

Seattle



Average RPI Win:	140	WON-LOST	WINNING	LAST 10	STRENGTH OF	OPP. STRENGTH	TEAM	ADJ.	CONF.	ADJ CONF.
Average RPI Loss:	65	RECORD	PCT. RANK	GAMES	SCHEDULE	OF SCHEDULE	RPI	RPI	RPI	RPI
DIV. I ONLY	23- 8	52	6- 4	81	66	41	41	6	6	
DIV. I NON-CONF.	10- 1	19	0- 0	50	59	6	6	6	6	
TOTALS	RPI 1-25	RPI 26-50	W-L RECORDS	RPI 51-100	RPI 101-150	RPI 150+				
23- 8	0- 0	3- 4	OVERALL	5- 2	5- 2	10- 0				
11- 3	0- 0	1- 2	HOME	3- 0	1- 1	6- 0				
9- 4	0- 0	1- 2	AWAY	0- 2	4- 0	4- 0				
3- 1	0- 0	1- 0	NEUTRAL	2- 0	0- 1	0- 0				
10- 1	0- 0	2- 1	NON-CONFERENCE	2- 0	2- 0	4- 0				
5- 0	0- 0	1- 0	HOME	1- 0	0- 0	3- 0				
3- 1	0- 0	0- 1	AWAY	0- 0	2- 0	1- 0				
2- 0	0- 0	1- 0	NEUTRAL	1- 0	0- 0	0- 0				
13- 7	0- 0	1- 3	CONFERENCE	3- 2	3- 2	6- 0				
6- 3	0- 0	0- 2	HOME	2- 0	1- 1	3- 0				
6- 3	0- 0	1- 1	AWAY	0- 2	2- 0	3- 0				
1- 1	0- 0	0- 0	NEUTRAL	1- 0	0- 1	0- 0				

RPI S	Opponent	Score	RPI S	Opponent	Score	RPI S	Opponent	Score	RPI S	Opponent	Score
29	A DePaul	83 74	29	H DePaul	74 86	52	H Rutgers	77 49	101	A Georgetown	83 75
37	A Georgia	52 70	38	H Princeton	71 64	56	A Villanova	45 55	101	H Georgetown	65 73
42	A St. John's (NY)	69 71	42	H St. John's (NY)	64 72	56	H Villanova	60 50	114	A Creighton	86 82
47	N North Carolina St.	58 55	47	N North Carolina St.	58 55	94	N UNI	57 49	114	H Creighton	77 71
						100	A Marquette	82 89	114	N Creighton	56 77
						100	H Marquette	99 68	116	A Saint Joseph's	66 54
						100	N Marquette	93 86	132	A Liberty	92 56
									152	A UT Arlington	61 54
									163	H Fordham	66 54
									168	A Xavier	72 67
									168	H Xavier	82 66
									183	A Butler	72 67
									183	H Butler	98 77
									235	H Bryant	93 57
									265	A Providence	64 54
									265	H Providence	71 54
									338	H Saint Peter's	81 65
LAST 12 Division I GAMES:											
114	N Creighton	56 77	56	H Villanova	60 50						
100	N Marquette	93 86	101	H Georgetown	65 73						
265	H Providence	71 54	42	H St. John's (NY)	64 72						
114	H Creighton	77 71	100	A Marquette	82 89						
168	A Xavier	72 67	29	A DePaul	83 74						
183	A Butler	72 67	183	H Butler	98 77						

Non-Div I Games:

Seton Hall

Average RPI Win: <b>263</b>	WON-LOST	WINNING	LAST 10	STRENGTH OF	OPP. STRENGTH	TEAM	ADJ.	CONF.	ADJ CONF.
Average RPI Loss: <b>167</b>	RECORD	PCT. RANK	GAMES	SCHEDULE	OF SCHEDULE	RPI	RPI	RPI	RPI
DIV. I ONLY	<b>14- 18</b>	<b>209</b>	<b>2- 8</b>	<b>233</b>	<b>267</b>	<b>229</b>	<b>229</b>	<b>23</b>	<b>23</b>
DIV. I NON-CONF.	<b>3- 7</b>	<b>248</b>	<b>0- 0</b>	<b>148</b>	<b>316</b>	<b>214</b>	<b>214</b>	<b>22</b>	<b>22</b>
TOTALS	RPI 1-25	RPI 26-50	W-L RECORDS	RPI 51-100	RPI 101-150	RPI 150+			
14- 18	0- 0	0- 2	OVERALL	0- 2	0- 4	14- 10			
7- 7	0- 0	0- 1	HOME	0- 1	0- 2	7- 3			
6- 10	0- 0	0- 1	AWAY	0- 1	0- 2	6- 6			
1- 1	0- 0	0- 0	NEUTRAL	0- 0	0- 0	1- 1			
3- 7	0- 0	0- 2	NON-CONFERENCE	0- 0	0- 1	3- 4			
0- 2	0- 0	0- 1	HOME	0- 0	0- 0	0- 1			
2- 4	0- 0	0- 1	AWAY	0- 0	0- 1	2- 2			
1- 1	0- 0	0- 0	NEUTRAL	0- 0	0- 0	1- 1			
11- 11	0- 0	0- 0	CONFERENCE	0- 2	0- 3	11- 6			
7- 5	0- 0	0- 0	HOME	0- 1	0- 2	7- 2			
4- 6	0- 0	0- 0	AWAY	0- 1	0- 1	4- 4			
0- 0	0- 0	0- 0	NEUTRAL	0- 0	0- 0	0- 0			

RPI S	Opponent	Score	RPI S	Opponent	Score	RPI S	Opponent	Score	RPI S	Opponent	Score	Team's RPI: 229
36	A St. Bonaventure	40 <b>57</b>	87	A Quinnipiac	52 <b>94</b>	102	A Iona	51 <b>63</b>				
48	H Albany (NY)	42 <b>61</b>	87	H Quinnipiac	59 <b>69</b>	102	H Iona	47 <b>64</b>				
						102	H Iona	51 <b>64</b>				
						137	A Southern Ill.	54 <b>73</b>				
						158	H Northeastern	67 <b>70</b>				
						161	A Marist	37 <b>66</b>				
						161	H Marist	60 56				
						196	A Fairfield	55 <b>67</b>				
						196	H Fairfield	51 <b>71</b>				
						225	A Canisius	58 52				
						225	H Canisius	61 57				
						232	A New Hampshire	57 53				
						233	A Navy	58 <b>59</b>				
						244	A Monmouth	69 63				
						244	H Monmouth	64 54				
						246	N Alabama St.	53 <b>57</b>				
						247	A Manhattan	49 <b>56</b>				
						247	H Manhattan	60 59				
						253	N Morgan St.	69 46				
						284	A Rider	58 <b>70</b>				
						284	H Rider	79 76				
						284	H Rider	66 45				
						290	A Niagara	59 51				
						290	H Niagara	45 <b>54</b>				
						293	A Colgate	50 <b>52</b>				
						314	A Fairleigh Dickinson	81 65				
LAST 12 Division I GAMES:												
102	H Iona	47 <b>64</b>	247	A Manhattan	49 <b>56</b>							
284	H Rider	79 76	102	H Iona	51 <b>64</b>							
290	H Niagara	45 <b>54</b>	196	A Fairfield	55 <b>67</b>							
161	H Marist	60 56	87	H Quinnipiac	59 <b>69</b>							
102	A Iona	51 <b>63</b>	338	A Saint Peter's	64 55							
196	H Fairfield	51 <b>71</b>	161	A Marist	37 <b>66</b>							

Non-Div I Games:

Siena

■ Loss, 
 ■ Non-Conf, 
 ■ S Site, 
 ■ Home 
 ■ A Away 
 N Neutral

S  
i  
e  
n  
a

RPI S      Siena      Score

Through Games Of March 9, 2016

RPI	S	Opponent	Score
338	A	Saint Peter's	64 55
338	H	Saint Peter's	59 58

S  
i  
e  
n  
a

Siena

Average RPI Win: <b>222</b>	WON-LOST	WINNING	LAST 10	STRENGTH OF	OPP. STRENGTH	TEAM	ADJ.	CONF.	ADJ CONF.
Average RPI Loss: <b>154</b>	RECORD	PCT. RANK	GAMES	SCHEDULE	OF SCHEDULE	RPI	RPI	RPI	RPI
DIV. I ONLY	<b>13- 15</b>	<b>193</b>	<b>6- 4</b>	<b>175</b>	<b>209</b>	<b>192</b>	<b>192</b>	<b>15</b>	<b>15</b>
DIV. I NON-CONF.	<b>2- 5</b>	<b>253</b>	<b>0- 0</b>	<b>163</b>	<b>254</b>	<b>225</b>	<b>225</b>	<b>14</b>	<b>14</b>
TOTALS	RPI 1-25	RPI 26-50	W-L RECORDS	RPI 51-100	RPI 101-150	RPI 150+			
13- 15	0- 1	0- 2	OVERALL	0- 0	3- 4	10- 8			
6- 7	0- 1	0- 1	HOME	0- 0	2- 1	4- 4			
7- 7	0- 0	0- 1	AWAY	0- 0	1- 1	6- 4			
0- 1	0- 0	0- 0	NEUTRAL	0- 0	0- 1	0- 0			
2- 5	0- 1	0- 0	NON-CONFERENCE	0- 0	0- 0	2- 4			
0- 3	0- 1	0- 0	HOME	0- 0	0- 0	0- 2			
2- 2	0- 0	0- 0	AWAY	0- 0	0- 0	2- 2			
0- 0	0- 0	0- 0	NEUTRAL	0- 0	0- 0	0- 0			
11- 10	0- 0	0- 2	CONFERENCE	0- 0	3- 4	8- 4			
6- 4	0- 0	0- 1	HOME	0- 0	2- 1	4- 2			
5- 5	0- 0	0- 1	AWAY	0- 0	1- 2	4- 2			
0- 1	0- 0	0- 0	NEUTRAL	0- 0	0- 1	0- 0			

RPI 1-25				RPI 26-50				RPI 51-100				RPI 101+ Team's RPI: 192			
RPI	S	Opponent	Score	RPI	S	Opponent	Score	RPI	S	Opponent	Score	RPI	S	Opponent	Score
25	H	Florida	60 <b>72</b>	39	A	Arkansas St.	51 <b>58</b>					105	A	Little Rock	43 <b>74</b>
				39	H	Arkansas St.	53 <b>66</b>					105	H	Little Rock	34 <b>47</b>
												128	A	La.-Lafayette	50 <b>69</b>
												128	H	La.-Lafayette	68 59
												136	A	Troy	75 71
												136	H	Troy	65 63
												136	N	Troy	49 <b>62</b>
												151	A	Southern U.	45 <b>50</b>
												152	A	UT Arlington	49 <b>53</b>
												152	H	UT Arlington	59 55
												155	H	UAB	39 <b>53</b>
												185	A	Southern Miss.	51 <b>71</b>
												228	A	Grand Canyon	59 56
												245	A	Texas St.	70 56
												245	H	Texas St.	71 <b>73</b>
												246	A	Alabama St.	47 43
												257	A	Appalachian St.	68 54
												257	H	Appalachian St.	71 55
												270	A	La.-Monroe	63 57
												270	H	La.-Monroe	54 <b>67</b>
												271	A	Georgia St.	60 52
												271	H	Georgia St.	83 45
												277	H	UCF	36 <b>77</b>
												294	A	Ga. Southern	43 <b>57</b>
												294	H	Ga. Southern	48 45
LAST 12 Division I GAMES:															
				136	N	Troy	49 <b>62</b>					136	H	Troy	65 63
				245	A	Texas St.	70 56					294	H	Ga. Southern	48 45
				152	A	UT Arlington	49 <b>53</b>					271	H	Georgia St.	83 45
				128	H	La.-Lafayette	68 59					105	A	Little Rock	43 <b>74</b>
				270	H	La.-Monroe	54 <b>67</b>					39	A	Arkansas St.	51 <b>58</b>
				257	A	Appalachian St.	68 54					257	H	Appalachian St.	71 55

Non-Div I Games: Spring Hill 64 49 William Carey 66 30

South Ala.

■ Loss, 
 ■ Non-Conf, S Site, 
 ■ Home 
 ■ Away 
 N Neutral

South Carolina

Through Games Of March 9, 2016

Average RPI Win:	95	WON-LOST	WINNING	LAST 10	STRENGTH OF	OPP. STRENGTH	TEAM	ADJ.	CONF.	ADJ CONF.
Average RPI Loss:	3	RECORD	PCT. RANK	GAMES	SCHEDULE	OF SCHEDULE	RPI	RPI	RPI	RPI
DIV. I ONLY	31- 1	3	9- 1	9	4	4	4	2	2	
DIV. I NON-CONF.	12- 1	9	0- 1	87	8	13	13	2	2	
TOTALS	RPI 1-25	RPI 26-50	W-L RECORDS	RPI 51-100	RPI 101-150	RPI 150+				
31- 1	11- 1	4- 0	OVERALL	4- 0	4- 0	8- 0				
14- 1	4- 1	3- 0	HOME	1- 0	2- 0	4- 0				
11- 0	4- 0	1- 0	AWAY	2- 0	1- 0	3- 0				
6- 0	3- 0	0- 0	NEUTRAL	1- 0	1- 0	1- 0				
12- 1	3- 1	1- 0	NON-CONFERENCE	1- 0	2- 0	5- 0				
6- 1	1- 1	1- 0	HOME	1- 0	0- 0	3- 0				
3- 0	1- 0	0- 0	AWAY	0- 0	1- 0	1- 0				
3- 0	1- 0	0- 0	NEUTRAL	0- 0	1- 0	1- 0				
19- 0	8- 0	3- 0	CONFERENCE	3- 0	2- 0	3- 0				
8- 0	3- 0	2- 0	HOME	0- 0	2- 0	1- 0				
8- 0	3- 0	1- 0	AWAY	2- 0	0- 0	2- 0				
3- 0	2- 0	0- 0	NEUTRAL	1- 0	0- 0	0- 0				

RPI 1-25				Team's RPI: 4	RPI 26-50				RPI 51-100				RPI 101+					
RPI	S	Opponent	Score		RPI	S	Opponent	Score		RPI	S	Opponent	Score		RPI	S	Opponent	Score
3	H	UConn	54 66		28	A	Tennessee	62 56		57	A	Auburn	74 58		120	A	Hawaii	67 51
6	H	Ohio St.	88 80		37	H	Georgia	61 51		57	N	Auburn	57 48		123	H	LSU	75 39
9	A	UCLA	68 65		44	H	Missouri	83 58		75	A	Vanderbilt	71 61		141	H	Arkansas	85 32
11	N	Arizona St.	60 58		46	H	Duke	66 55		89	H	Elon	78 63		148	N	East Carolina	88 57
12	A	Kentucky	73 62												159	A	Alabama	66 46
12	H	Kentucky	78 68												177	A	Ole Miss	66 45
12	N	Kentucky	93 63												177	H	Ole Miss	81 62
19	A	Texas A&M	70 63												204	H	Hampton	86 48
19	H	Texas A&M	59 58												210	N	CSU Bakersfield	90 71
24	A	Mississippi St.	57 51												255	A	Clemson	67 41
24	N	Mississippi St.	66 52												312	H	UNCG	92 44
25	H	Florida	86 71												326	H	Winthrop	86 37
LAST 12 Division I GAMES:																		
		24	N	Mississippi St.	66	52				37	H	Georgia	61	51				
		12	N	Kentucky	93	63				28	A	Tennessee	62	56				
		57	N	Auburn	57	48				25	H	Florida	86	71				
		123	H	LSU	75	39				3	H	UConn	54	66				
		177	A	Ole Miss	66	45				12	H	Kentucky	78	68				
		159	A	Alabama	66	46				19	A	Texas A&M	70	63				

Non-Div I Games:

South Carolina

Loss, Non-Conf, S Site, H Home A Away N Neutral

Average RPI Win:	306	WON-LOST	WINNING	LAST 10	STRENGTH OF	OPP. STRENGTH	TEAM	ADJ.	CONF.	ADJ CONF.
Average RPI Loss:	227	RECORD	PCT. RANK	GAMES	SCHEDULE	OF SCHEDULE	RPI	RPI	RPI	RPI
DIV. I ONLY	11- 15	220	5- 5	346	341	288	288	32	32	
DIV. I NON-CONF.	2- 6	272	0- 0	301	263	286	286	30	30	
TOTALS	RPI 1-25	RPI 26-50	W-L RECORDS	RPI 51-100	RPI 101-150	RPI 150+				
11- 15	0- 0	0- 0	OVERALL	0- 1	0- 1	11- 13				
5- 4	0- 0	0- 0	HOME	0- 0	0- 0	5- 4				
4- 10	0- 0	0- 0	AWAY	0- 0	0- 1	4- 9				
2- 1	0- 0	0- 0	NEUTRAL	0- 1	0- 0	2- 0				
2- 6	0- 0	0- 0	NON-CONFERENCE	0- 1	0- 1	2- 4				
1- 0	0- 0	0- 0	HOME	0- 0	0- 0	1- 0				
1- 5	0- 0	0- 0	AWAY	0- 0	0- 1	1- 4				
0- 1	0- 0	0- 0	NEUTRAL	0- 1	0- 0	0- 0				
9- 9	0- 0	0- 0	CONFERENCE	0- 0	0- 0	9- 9				
4- 4	0- 0	0- 0	HOME	0- 0	0- 0	4- 4				
3- 5	0- 0	0- 0	AWAY	0- 0	0- 0	3- 5				
2- 0	0- 0	0- 0	NEUTRAL	0- 0	0- 0	2- 0				

RPI 1-25				RPI 26-50				RPI 51-100				RPI 101+				Team's RPI: 288		
RPI	S	Opponent	Score	RPI	S	Opponent	Score	RPI	S	Opponent	Score	RPI	S	Opponent	Score			
								96	N	Central Ark.	38	51	143	A	Jacksonville	47	79	
													155	A	UAB	38	71	
													188	A	Davidson	51	63	
													204	A	Hampton	50	63	
													211	H	N.C. A&T	54	57	
													215	A	Furman	46	59	
													243	H	Coppin St.	67	63	
													252	A	Bethune-Cookman	50	65	
													252	H	Bethune-Cookman	46	64	
													252	N	Bethune-Cookman	56	48	
													253	H	Morgan St.	56	62	
													255	A	Clemson	54	63	
													280	A	UMES	55	61	
													280	H	UMES	56	63	
													296	A	Florida A&M	68	62	
													299	A	Savannah St.	39	62	
													299	H	Savannah St.	56	43	
													299	N	Savannah St.	61	53	
													308	H	Wofford	60	47	
LAST 12 Division I GAMES:																		
				252	N	Bethune-Cookman	56	48	299	H	Savannah St.	56	43	323	A	Delaware St.	61	79
				299	N	Savannah St.	61	53	253	H	Morgan St.	56	62	323	H	Delaware St.	61	48
				252	H	Bethune-Cookman	46	64	243	H	Coppin St.	67	63	327	A	North Florida	53	48
				299	A	Savannah St.	39	62	323	A	Delaware St.	61	79	328	A	Howard	65	63
				328	A	Howard	65	63	204	A	Hampton	50	63	347	A	Norfolk St.	60	52
				280	A	UMES	55	61	347	A	Norfolk St.	60	52	348	H	N.C. Central	58	51

Non-Div I Games: Morris 90 39 Southern Wesleyan 75 52

South Carolina St.

■ Loss, 
 ■ Non-Conf, 
 ■ S Site, 
 ■ Home 
 ■ A Away 
 N Neutral



Average RPI Win:	209	WON-LOST	WINNING	LAST 10	STRENGTH OF	OPP. STRENGTH	TEAM	ADJ.	CONF.	ADJ CONF.
Average RPI Loss:	47	RECORD	PCT. RANK	GAMES	SCHEDULE	OF SCHEDULE	RPI	RPI	RPI	RPI
DIV. I ONLY	26- 6	23	8- 2	144	136	50	50	18	18	
DIV. I NON-CONF.	10- 3	61	0- 0	45	13	28	28	18	18	
TOTALS	RPI 1-25	RPI 26-50	W-L RECORDS	RPI 51-100	RPI 101-150	RPI 150+				
26- 6	0- 3	1- 0	OVERALL	2- 2	7- 1	16- 0				
13- 2	0- 1	1- 0	HOME	1- 1	3- 0	8- 0				
8- 3	0- 1	0- 0	AWAY	0- 1	2- 1	6- 0				
5- 1	0- 1	0- 0	NEUTRAL	1- 0	2- 0	2- 0				
10- 3	0- 3	1- 0	NON-CONFERENCE	1- 0	4- 0	4- 0				
6- 1	0- 1	1- 0	HOME	1- 0	1- 0	3- 0				
2- 1	0- 1	0- 0	AWAY	0- 0	1- 0	1- 0				
2- 1	0- 1	0- 0	NEUTRAL	0- 0	2- 0	0- 0				
16- 3	0- 0	0- 0	CONFERENCE	1- 2	3- 1	12- 0				
7- 1	0- 0	0- 0	HOME	0- 1	2- 0	5- 0				
6- 2	0- 0	0- 0	AWAY	0- 1	1- 1	5- 0				
3- 0	0- 0	0- 0	NEUTRAL	1- 0	0- 0	2- 0				

RPI 1-25				RPI 26-50				Team's RPI: 50				RPI 51-100				RPI 101+			
RPI	S	Opponent	Score	RPI	S	Opponent	Score	RPI	S	Opponent	Score	RPI	S	Opponent	Score	RPI	S	Opponent	Score
1	H	Notre Dame	64 75	29	H	DePaul	88 79	61	A	South Dakota	75 80	114	A	Creighton	53 51				
8	N	Maryland	55 62					61	H	South Dakota	58 63	127	A	IUPUI	60 63				
23	A	Green Bay	57 58					61	N	South Dakota	61 55	127	H	IUPUI	68 66				
								94	H	UNI	89 86	129	N	Pittsburgh	55 54				
												139	A	Oral Roberts	68 50				
												139	H	Oral Roberts	60 48				
												141	H	Arkansas	76 69				
												144	N	Old Dominion	71 39				
												161	H	Marist	77 68				
												182	H	Northern Colo.	66 62				
												238	A	Omaha	65 47				
												238	H	Omaha	68 58				
												238	N	Omaha	76 60				
												239	A	Western Ill.	66 65				
												239	H	Western Ill.	85 63				
												259	A	Bowling Green	58 45				
												303	A	Denver	76 39				
												303	H	Denver	80 52				
												316	A	IPFW	61 42				
												316	H	IPFW	92 64				
												316	N	IPFW	80 60				
												321	H	Portland St.	74 65				
												322	A	North Dakota St.	81 63				
												322	H	North Dakota St.	81 47				
LAST 12 Division I GAMES:																			
		61	N	South Dakota	61	55	303	H	Denver	80	52								
		238	N	Omaha	76	60	316	H	IPFW	92	64								
		316	N	IPFW	80	60	139	H	Oral Roberts	60	48								
		239	A	Western Ill.	66	65	322	H	North Dakota St.	81	47								
		127	A	IUPUI	60	63	238	A	Omaha	65	47								
		61	A	South Dakota	75	80	139	A	Oral Roberts	68	50								

Non-Div I Games:

South Dakota St.

■ Loss, 
 ■ Non-Conf, S Site, 
 ■ Home 
 ■ Away 
 N Neutral



Team RPI				Through Games Of March 9, 2010						
Average RPI Win:	152	WON-LOST	WINNING	LAST 10	STRENGTH OF	OPP. STRENGTH	TEAM	ADJ.	CONF.	ADJ CONF.
Average RPI Loss:	30	RECORD	PCT. RANK	GAMES	SCHEDULE	OF SCHEDULE	RPI	RPI	RPI	RPI
DIV. I ONLY	23- 9	59	7- 3	26	64	20	20	9	9	
DIV. I NON-CONF.	7- 4	110	0- 1	6	6	20	20	7	7	
TOTALS	RPI 1-25	RPI 26-50	W-L RECORDS	RPI 51-100	RPI 101-150	RPI 150+				
23- 9	0- 6	2- 1	OVERALL	6- 1	5- 1	10- 0				
15- 1	0- 1	2- 0	HOME	4- 0	4- 0	5- 0				
6- 6	0- 1	0- 0	AWAY	1- 1	1- 0	4- 0				
2- 2	0- 2	0- 0	NEUTRAL	1- 0	0- 0	1- 0				
7- 4	0- 3	2- 1	NON-CONFERENCE	2- 0	2- 0	1- 0				
7- 0	0- 0	2- 0	HOME	2- 0	2- 0	1- 0				
0- 3	0- 2	0- 1	AWAY	0- 0	0- 0	0- 0				
0- 1	0- 1	0- 0	NEUTRAL	0- 0	0- 0	0- 0				
16- 5	0- 3	0- 0	CONFERENCE	4- 1	3- 1	9- 0				
8- 1	0- 1	0- 0	HOME	2- 0	2- 0	4- 0				
6- 3	0- 1	0- 0	AWAY	1- 1	1- 1	4- 0				
2- 1	0- 1	0- 0	NEUTRAL	1- 0	0- 0	1- 0				

RPI	S	Opponent	Score	RPI	S	Opponent	Score	RPI	S	Opponent	Score	RPI	S	Opponent	Score
2	A	Baylor	63 66	31	H	Oklahoma St.	68 46	71	A	Temple	66 68	111	A	Memphis	87 88
3	A	UConn	59 79	40	H	Chattanooga	61 33	71	H	Temple	76 62	111	H	Memphis	97 82
3	H	UConn	59 75	42	A	St. John's (NY)	70 74	71	N	Temple	64 46	134	H	Penn St.	101 79
3	N	UConn	51 77					74	A	Tulane	71 67	143	H	Jacksonville	74 52
14	A	Louisville	50 67					74	H	Tulane	77 65	148	A	East Carolina	61 59
24	N	Mississippi St.	58 68					81	H	Drexel	73 58	148	H	East Carolina	75 54
								93	H	Harvard	86 59	183	H	Butler	87 77
												191	A	Tulsa	72 66
												195	A	SMU	66 48
												195	H	SMU	83 56
												195	N	SMU	73 60
												240	A	Cincinnati	78 51
												240	H	Cincinnati	82 49
												277	A	UCF	88 49
												277	H	UCF	108 63
												286	H	Houston	73 49
LAST 12 Division I GAMES:															
		3 N UConn	51 77			111 H Memphis	97 82								
		71 N Temple	64 46			14 A Louisville	50 67								
		195 N SMU	73 60			240 A Cincinnati	78 51								
		3 A UConn	59 79			74 H Tulane	77 65								
		71 H Temple	76 62			71 A Temple	66 68								
		191 A Tulsa	72 66			240 H Cincinnati	82 49								

Non-Div I Games:

South Fla.

Average RPI Win:	277	WON-LOST	WINNING	LAST 10	STRENGTH OF	OPP. STRENGTH	TEAM	ADJ.	CONF.	ADJ CONF.
Average RPI Loss:	151	RECORD	PCT. RANK	GAMES	SCHEDULE	OF SCHEDULE	RPI	RPI	RPI	RPI
DIV. I ONLY	13- 15	193	3- 7	271	285	227	227	24	24	
DIV. I NON-CONF.	5- 6	180	0- 1	166	326	168	168	24	24	
TOTALS	RPI 1-25	RPI 26-50	W-L RECORDS	RPI 51-100	RPI 101-150	RPI 150+				
13- 15	0- 0	0- 1	OVERALL	1- 3	0- 6	12- 5				
7- 4	0- 0	0- 0	HOME	1- 1	0- 3	6- 0				
6- 8	0- 0	0- 1	AWAY	0- 1	0- 2	6- 4				
0- 3	0- 0	0- 0	NEUTRAL	0- 1	0- 1	0- 1				
5- 6	0- 0	0- 1	NON-CONFERENCE	0- 3	0- 1	5- 1				
1- 2	0- 0	0- 0	HOME	0- 1	0- 1	1- 0				
4- 2	0- 0	0- 1	AWAY	0- 1	0- 0	4- 0				
0- 2	0- 0	0- 0	NEUTRAL	0- 1	0- 0	0- 1				
8- 9	0- 0	0- 0	CONFERENCE	1- 0	0- 5	7- 4				
6- 2	0- 0	0- 0	HOME	1- 0	0- 2	5- 0				
2- 6	0- 0	0- 0	AWAY	0- 0	0- 2	2- 4				
0- 1	0- 0	0- 0	NEUTRAL	0- 0	0- 1	0- 0				

RPI 1-25	RPI 26-50	RPI 51-100	RPI 101+	Team's RPI: 227
RPI S Opponent Score	RPI S Opponent Score	RPI S Opponent Score	RPI S Opponent Score	
	44 A Missouri 32 74	54 A Saint Louis 52 67	104 A UT Martin 65 95	
		58 N UC Riverside 67 85	104 H UT Martin 74 84	
		78 H Belmont 81 74	137 H Southern Ill. 72 87	
		96 H Central Ark. 54 63	147 A SIUE 73 80	
			147 H SIUE 75 89	
			147 N SIUE 76 80	
			172 N Idaho St. 64 65	
			178 A Eastern Ky. 55 56	
			239 A Western Ill. 89 84	
			256 H Tennessee St. 75 65	
			261 A Murray St. 61 80	
			261 H Murray St. 96 59	
			269 A Austin Peay 71 74	
			269 H Austin Peay 71 69	
			279 A Tennessee Tech 60 57	
			291 A Wichita St. 66 62	
			298 H Jacksonville St. 61 47	
			304 H UMKC 78 65	
			309 A Morehead St. 89 79	
			333 A Lipscomb 84 69	
			340 A Eastern Ill. 59 64	
			340 H Eastern Ill. 82 52	
			346 A Alabama A&M 69 58	
LAST 12 Division I GAMES:				
	147 N SIUE 76 80	104 A UT Martin 65 95		
	58 N UC Riverside 67 85	340 A Eastern Ill. 59 64		
	269 A Austin Peay 71 74	261 H Murray St. 96 59		
	147 H SIUE 75 89	269 H Austin Peay 71 69		
	340 H Eastern Ill. 82 52	104 H UT Martin 74 84		
	261 A Murray St. 61 80	147 A SIUE 73 80		

Non-Div I Games: Harris-Stowe 78 66 William Woods 94 58

Southeast Mo. St.

Loss, Non-Conf, S Site, H Home A Away N Neutral

Average RPI Win:	<b>273</b>	WON-LOST	WINNING	LAST 10	STRENGTH OF	OPP. STRENGTH	TEAM	ADJ.	CONF.	ADJ CONF.
Average RPI Loss:	<b>175</b>	RECORD	PCT. RANK	GAMES	SCHEDULE	OF SCHEDULE	RPI	RPI	RPI	RPI
DIV. I ONLY	<b>4- 25</b>	<b>329</b>	<b>1- 9</b>	<b>165</b>	<b>274</b>	<b>318</b>	<b>318</b>	<b>25</b>	<b>25</b>	
DIV. I NON-CONF.	<b>1- 10</b>	<b>330</b>	<b>0- 0</b>	<b>131</b>	<b>183</b>	<b>279</b>	<b>279</b>	<b>26</b>	<b>26</b>	
TOTALS	RPI 1-25	RPI 26-50	W-L RECORDS	RPI 51-100	RPI 101-150	RPI 150+				
4- 25	0- 1	0- 0	OVERALL	0- 6	0- 8	4- 10				
3- 10	0- 0	0- 0	HOME	0- 3	0- 3	3- 4				
1- 15	0- 1	0- 0	AWAY	0- 3	0- 5	1- 6				
0- 0	0- 0	0- 0	NEUTRAL	0- 0	0- 0	0- 0				
1- 10	0- 1	0- 0	NON-CONFERENCE	0- 2	0- 4	1- 3				
0- 4	0- 0	0- 0	HOME	0- 1	0- 1	0- 2				
1- 6	0- 1	0- 0	AWAY	0- 1	0- 3	1- 1				
0- 0	0- 0	0- 0	NEUTRAL	0- 0	0- 0	0- 0				
3- 15	0- 0	0- 0	CONFERENCE	0- 4	0- 4	3- 7				
3- 6	0- 0	0- 0	HOME	0- 2	0- 2	3- 2				
0- 9	0- 0	0- 0	AWAY	0- 2	0- 2	0- 5				
0- 0	0- 0	0- 0	NEUTRAL	0- 0	0- 0	0- 0				

RPI	S	Opponent	Score	RPI	S	Opponent	Score	RPI	S	Opponent	Score	RPI	S	Opponent	Score	Team's RPI: 318
24	A	Mississippi St.	41 <b>81</b>					57	H	Auburn	68 <b>80</b>	103	A	Wright St.	72 <b>106</b>	
								73	A	Georgia Tech	49 <b>102</b>	117	A	Northwestern St.	62 <b>82</b>	
								77	A	Abilene Christian	70 <b>72</b>	117	H	Northwestern St.	58 <b>73</b>	
								77	H	Abilene Christian	72 <b>88</b>	136	H	Troy	90 <b>100</b>	
								96	A	Central Ark.	58 <b>80</b>	138	A	Texas Tech	51 <b>113</b>	
								96	H	Central Ark.	60 <b>64</b>	141	A	Arkansas	53 <b>97</b>	
												145	A	McNeese St.	79 <b>96</b>	
												145	H	McNeese St.	74 <b>83</b>	
												168	A	Xavier	27 <b>67</b>	
												200	H	SFA	65 <b>56</b>	
												236	A	Sam Houston St.	56 <b>80</b>	
												248	A	Houston Baptist	56 <b>64</b>	
												270	H	La.-Monroe	84 <b>88</b>	
												287	H	Lamar	73 <b>66</b>	
												296	A	Florida A&M	62 <b>57</b>	
												306	H	Jackson St.	72 <b>79</b>	
												307	A	Nicholls St.	52 <b>70</b>	
												307	H	Nicholls St.	78 <b>68</b>	
												313	A	A&M-Corpus Christi	67 <b>69</b>	
												330	H	Incarinate Word	66 <b>70</b>	
												331	A	New Orleans	55 <b>57</b>	
												331	H	New Orleans	51 <b>62</b>	
LAST 12 Division I GAMES:																
307	A	Nicholls St.	52 <b>70</b>	307	H	Nicholls St.	78 <b>68</b>									
331	A	New Orleans	55 <b>57</b>	145	H	McNeese St.	74 <b>83</b>									
96	H	Central Ark.	60 <b>64</b>	77	H	Abilene Christian	72 <b>88</b>									
117	H	Northwestern St.	58 <b>73</b>	96	A	Central Ark.	58 <b>80</b>									
77	A	Abilene Christian	70 <b>72</b>	117	A	Northwestern St.	62 <b>82</b>									
331	H	New Orleans	51 <b>62</b>	145	A	McNeese St.	79 <b>96</b>									

Non-Div I Games:

Southeastern La.

■ Loss, 
 ■ Non-Conf, S Site, 
 ■ Home 
 ■ Away 
 N Neutral

Average RPI Win: <b>137</b>	WON-LOST	WINNING	LAST 10	STRENGTH OF	OPP. STRENGTH	TEAM	ADJ.	CONF.	ADJ CONF.
Average RPI Loss: <b>48</b>	RECORD	PCT. RANK	GAMES	SCHEDULE	OF SCHEDULE	RPI	RPI	RPI	RPI
DIV. I ONLY	<b>18- 13</b>	<b>129</b>	<b>3- 7</b>	<b>10</b>	<b>54</b>	<b>55</b>	<b>55</b>	<b>1</b>	<b>1</b>
DIV. I NON-CONF.	<b>11- 0</b>	<b>1</b>	<b>0- 0</b>	<b>52</b>	<b>323</b>	<b>5</b>	<b>5</b>	<b>1</b>	<b>1</b>
TOTALS	RPI 1-25	RPI 26-50	W-L RECORDS	RPI 51-100	RPI 101-150	RPI 150+			
18- 13	2- 7	1- 2	OVERALL	6- 2	4- 1	5- 1			
11- 5	1- 3	1- 1	HOME	4- 0	1- 1	4- 0			
3- 7	0- 3	0- 1	AWAY	1- 2	2- 0	0- 1			
4- 1	1- 1	0- 0	NEUTRAL	1- 0	1- 0	1- 0			
11- 0	1- 0	1- 0	NON-CONFERENCE	1- 0	3- 0	5- 0			
7- 0	0- 0	1- 0	HOME	1- 0	1- 0	4- 0			
1- 0	0- 0	0- 0	AWAY	0- 0	1- 0	0- 0			
3- 0	1- 0	0- 0	NEUTRAL	0- 0	1- 0	1- 0			
7- 13	1- 7	0- 2	CONFERENCE	5- 2	1- 1	0- 1			
4- 5	1- 3	0- 1	HOME	3- 0	0- 1	0- 0			
2- 7	0- 3	0- 1	AWAY	1- 2	1- 0	0- 1			
1- 1	0- 1	0- 0	NEUTRAL	1- 0	0- 0	0- 0			

RPI	S	Opponent	Score	RPI	S	Opponent	Score	RPI	S	Opponent	Score	RPI	S	Opponent	Score
5	A	Oregon St.	52 <b>76</b>	33	A	Washington	60 <b>69</b>	64	H	Santa Clara	81 46	102	N	Iona	76 56
5	H	Oregon St.	49 <b>57</b>	33	H	Washington	53 <b>61</b>	84	A	Oregon	60 <b>69</b>	115	A	Gonzaga	60 56
5	N	Oregon St.	53 <b>63</b>	48	H	Albany (NY)	68 67	84	H	Oregon	74 67	124	A	Arizona	67 57
9	A	UCLA	73 <b>78</b>					86	H	California	61 47	124	H	Long Beach St.	69 43
9	H	UCLA	71 68					88	A	Utah	70 59	124	H	Arizona	56 <b>63</b>
10	H	Stanford	47 <b>57</b>					97	A	Washington St.	61 <b>73</b>	201	A	Colorado	63 <b>66</b>
11	A	Arizona St.	68 <b>69</b>					97	H	Washington St.	64 62	209	H	UNLV	73 42
11	H	Arizona St.	45 <b>50</b>					97	N	Washington St.	77 73	228	N	Grand Canyon	75 44
22	N	West Virginia	78 67									296	H	Florida A&M	88 45
												334	H	Southern Utah	71 32
												336	H	UC Irvine	75 56
LAST 12 Division I GAMES:															
		5 N Oregon St.	53 <b>63</b>			97 H Washington St.	64 62								
		97 N Washington St.	77 73			33 H Washington	53 <b>61</b>								
		124 H Arizona	56 <b>63</b>			11 A Arizona St.	68 <b>69</b>								
		11 H Arizona St.	45 <b>50</b>			124 A Arizona	67 57								
		84 A Oregon	60 <b>69</b>			201 A Colorado	63 <b>66</b>								
		5 A Oregon St.	52 <b>76</b>			88 A Utah	70 59								

Non-Div I Games: Hope Int'l 92 43

Southern California

■ Loss, 
 ■ Non-Conf, 
 ■ S Site, 
 ■ H Home 
 ■ A Away 
 N Neutral

Average RPI Win: <b>235</b>	WON-LOST	WINNING	LAST 10	STRENGTH OF	OPP. STRENGTH	TEAM	ADJ.	CONF.	ADJ CONF.
Average RPI Loss: <b>134</b>	RECORD	PCT. RANK	GAMES	SCHEDULE	OF SCHEDULE	RPI	RPI	RPI	RPI
DIV. I ONLY	<b>19- 11</b>	<b>94</b>	<b>7- 3</b>	<b>222</b>	<b>229</b>	<b>137</b>	<b>137</b>	<b>21</b>	<b>21</b>
DIV. I NON-CONF.	<b>7- 5</b>	<b>135</b>	<b>1- 0</b>	<b>128</b>	<b>242</b>	<b>124</b>	<b>124</b>	<b>17</b>	<b>17</b>
TOTALS	RPI 1-25	RPI 26-50	W-L RECORDS	RPI 51-100	RPI 101-150	RPI 150+			
19- 11	0- 0	0- 1	OVERALL	3- 3	2- 3	14- 4			
10- 5	0- 0	0- 0	HOME	1- 2	1- 2	8- 1			
9- 6	0- 0	0- 1	AWAY	2- 1	1- 1	6- 3			
0- 0	0- 0	0- 0	NEUTRAL	0- 0	0- 0	0- 0			
7- 5	0- 0	0- 1	NON-CONFERENCE	0- 0	2- 3	5- 1			
4- 2	0- 0	0- 0	HOME	0- 0	1- 2	3- 0			
3- 3	0- 0	0- 1	AWAY	0- 0	1- 1	2- 1			
0- 0	0- 0	0- 0	NEUTRAL	0- 0	0- 0	0- 0			
12- 6	0- 0	0- 0	CONFERENCE	3- 3	0- 0	9- 3			
6- 3	0- 0	0- 0	HOME	1- 2	0- 0	5- 1			
6- 3	0- 0	0- 0	AWAY	2- 1	0- 0	4- 2			
0- 0	0- 0	0- 0	NEUTRAL	0- 0	0- 0	0- 0			

RPI S	Opponent	Score	RPI S	Opponent	Score	RPI S	Opponent	Score	RPI S	Opponent	Score	Team's RPI: 137
29	A DePaul	61 <b>105</b>	92	A Missouri St.	77 <b>82</b>	104	H UT Martin	63 <b>70</b>				
			92	H Missouri St.	69 61	111	A Memphis	58 <b>61</b>				
			94	A UNI	65 60	112	A Mercer	55 52				
			94	H UNI	64 <b>73</b>	135	H Marshall	55 <b>61</b>				
			98	A Drake	77 67	147	H SIUE	71 57				
			98	H Drake	64 <b>71</b>	173	A Loyola Chicago	59 <b>83</b>				
						173	H Loyola Chicago	68 <b>69</b>				
						179	A Illinois	64 <b>78</b>				
						226	A Indiana St.	62 58				
						226	H Indiana St.	76 64				
						227	A Southeast Mo. St.	87 72				
						229	H Siena	73 54				
						256	H Tennessee St.	79 70				
						261	A Murray St.	70 57				
						291	A Wichita St.	48 <b>57</b>				
						291	H Wichita St.	80 66				
						305	A Bradley	65 51				
						305	H Bradley	75 49				
						309	H Morehead St.	102 69				
						315	A Illinois St.	68 55				
						315	H Illinois St.	76 71				
						332	A Evansville	66 63				
						332	H Evansville	74 56				
LAST 12 Division I GAMES:												
256	H Tennessee St.	79 70	92	H Missouri St.	69 61							
98	H Drake	64 <b>71</b>	332	A Evansville	66 63							
94	H UNI	64 <b>73</b>	305	A Bradley	65 51							
226	A Indiana St.	62 58	173	A Loyola Chicago	59 <b>83</b>							
315	A Illinois St.	68 55	315	H Illinois St.	76 71							
291	H Wichita St.	80 66	226	H Indiana St.	76 64							

Non-Div I Games:

Southern Ill.

■ Loss, 
 ■ Non-Conf, 
 ■ S Site, 
 ■ Home 
 ■ A Away 
 N Neutral

Average RPI Win:	229	WON-LOST	WINNING	LAST 10	STRENGTH OF	OPP. STRENGTH	TEAM	ADJ.	CONF.	ADJ CONF.
Average RPI Loss:	110	RECORD	PCT. RANK	GAMES	SCHEDULE	OF SCHEDULE	RPI	RPI	RPI	RPI
DIV. I ONLY	13- 16	202	3- 7	135	120	185	185	13	13	
DIV. I NON-CONF.	6- 4	125	1- 1	100	117	105	105	10	10	
TOTALS	RPI 1-25	RPI 26-50	W-L RECORDS	RPI 51-100	RPI 101-150	RPI 150+				
13- 16	0- 2	0- 4	OVERALL	0- 2	1- 2	12- 6				
11- 3	0- 0	0- 2	HOME	0- 0	1- 1	10- 0				
2- 11	0- 2	0- 2	AWAY	0- 2	0- 1	2- 4				
0- 2	0- 0	0- 0	NEUTRAL	0- 0	0- 0	0- 2				
6- 4	0- 2	0- 1	NON-CONFERENCE	0- 0	1- 0	5- 1				
5- 0	0- 0	0- 0	HOME	0- 0	1- 0	4- 0				
1- 3	0- 2	0- 1	AWAY	0- 0	0- 0	1- 0				
0- 1	0- 0	0- 0	NEUTRAL	0- 0	0- 0	0- 1				
7- 12	0- 0	0- 3	CONFERENCE	0- 2	0- 2	7- 5				
6- 3	0- 0	0- 2	HOME	0- 0	0- 1	6- 0				
1- 8	0- 0	0- 1	AWAY	0- 2	0- 1	1- 4				
0- 1	0- 0	0- 0	NEUTRAL	0- 0	0- 0	0- 1				

RPI	S	Opponent	Score	RPI	S	Opponent	Score	RPI	S	Opponent	Score	RPI	S	Opponent	Score	Team's RPI: 185
2	A	Baylor	42 97	32	A	UTEP	64 72	67	A	Middle Tenn.	44 74	110	H	Samford	56 48	
24	A	Mississippi St.	65 78	32	H	UTEP	54 57	76	A	Charlotte	59 80	135	H	Marshall	53 63	
				35	H	Western Ky.	53 54					144	A	Old Dominion	45 53	
				40	A	Chattanooga	48 53					154	N	North Carolina	62 69	
												155	A	UAB	49 53	
												155	N	UAB	46 64	
												175	H	Fla. Atlantic	89 80	
												177	H	Ole Miss	57 38	
												192	H	South Ala.	71 51	
												203	A	Louisiana Tech	37 72	
												203	H	Louisiana Tech	69 59	
												223	A	Rice	59 49	
												223	H	Rice	68 62	
												237	A	North Texas	55 57	
												237	H	North Texas	57 38	
												246	H	Alabama St.	65 44	
												264	A	UTSA	41 47	
												264	H	UTSA	65 53	
												279	A	Tennessee Tech	69 57	
												302	H	FIU	82 55	
												349	H	Mississippi Val.	71 55	
LAST 12 Division I GAMES:																
155	N	UAB	46 64	223	A	Rice	59 49									
110	H	Samford	56 48	264	H	UTSA	65 53									
40	A	Chattanooga	48 53	32	H	UTEP	54 57									
135	H	Marshall	53 63	67	A	Middle Tenn.	44 74									
35	H	Western Ky.	53 54	155	A	UAB	49 53									
237	A	North Texas	55 57	223	H	Rice	68 62									

Non-Div I Games: William Carey 75 34

Southern Miss.

■ Loss, 
 ■ Non-Conf, S Site, 
 ■ Home 
 ■ Away 
 N Neutral

Average RPI Win:	292	WON-LOST	WINNING	LAST 10	STRENGTH OF	OPP. STRENGTH	TEAM	ADJ.	CONF.	ADJ CONF.
Average RPI Loss:	133	RECORD	PCT. RANK	GAMES	SCHEDULE	OF SCHEDULE	RPI	RPI	RPI	RPI
DIV. I ONLY	16- 10	105	8- 2	283	323	151	151	31	31	
DIV. I NON-CONF.	1- 6	311	0- 0	22	4	191	191	31	31	
TOTALS	RPI 1-25	RPI 26-50	W-L RECORDS	RPI 51-100	RPI 101-150	RPI 150+				
16- 10	0- 2	0- 1	OVERALL	0- 2	0- 1	16- 4				
9- 1	0- 0	0- 0	HOME	0- 0	0- 0	9- 1				
6- 9	0- 1	0- 1	AWAY	0- 2	0- 1	6- 3				
1- 0	0- 0	0- 0	NEUTRAL	0- 0	0- 0	1- 0				
1- 6	0- 2	0- 1	NON-CONFERENCE	0- 2	0- 1	1- 0				
1- 0	0- 0	0- 0	HOME	0- 0	0- 0	1- 0				
0- 6	0- 2	0- 1	AWAY	0- 2	0- 1	0- 0				
0- 0	0- 0	0- 0	NEUTRAL	0- 0	0- 0	0- 0				
15- 4	0- 0	0- 0	CONFERENCE	0- 0	0- 0	15- 4				
8- 1	0- 0	0- 0	HOME	0- 0	0- 0	8- 1				
6- 3	0- 0	0- 0	AWAY	0- 0	0- 0	6- 3				
1- 0	0- 0	0- 0	NEUTRAL	0- 0	0- 0	1- 0				

RPI 1-25				RPI 26-50				RPI 51-100				RPI 101+ Team's RPI: 151			
RPI	S	Opponent	Score	RPI	S	Opponent	Score	RPI	S	Opponent	Score	RPI	S	Opponent	Score
8	A	Maryland	61 94	49	A	Kansas St.	47 59	74	A	Tulane	48 77	130	A	Iowa St.	46 86
19	A	Texas A&M	47 88					95	A	Nebraska	38 89	181	A	Grambling	52 65
												181	H	Grambling	80 68
												192	H	South Ala.	50 45
												231	A	Texas Southern	45 59
												231	H	Texas Southern	56 55
												246	A	Alabama St.	57 55
												246	H	Alabama St.	59 60
												275	A	Prairie View	65 55
												275	H	Prairie View	72 45
												297	A	Alcorn	74 85
												297	H	Alcorn	66 57
												297	N	Alcorn	61 57
												306	A	Jackson St.	66 57
												306	H	Jackson St.	84 57
												337	A	Ark.-Pine Bluff	78 61
												337	H	Ark.-Pine Bluff	74 70
												346	A	Alabama A&M	68 62
												346	H	Alabama A&M	77 38
												349	A	Mississippi Val.	99 36
												349	H	Mississippi Val.	78 26
LAST 12 Division I GAMES:															
				297	N	Alcorn	61 57					349	H	Mississippi Val.	78 26
				275	H	Prairie View	72 45					337	H	Ark.-Pine Bluff	74 70
				231	H	Texas Southern	56 55					306	A	Jackson St.	66 57
				297	A	Alcorn	74 85					181	A	Grambling	52 65
				346	A	Alabama A&M	68 62					297	H	Alcorn	66 57
				246	A	Alabama St.	57 55					346	H	Alabama A&M	77 38

Non-Div I Games:      Tougaloo                      81   48                      Spring Hill                      65   46

Southern U.

Loss, Non-Conf, S Site, H Home A Away N Neutral





RPI	S	Opponent	Score
341	H	Air Force	75 56

S  
o  
u  
t  
h  
e  
r  
n  
U  
t  
a  
h

S  
o  
u  
t  
h  
e  
r  
n  
U  
t  
a  
h

Southern Utah

## St. Bonaventure

Through Games Of March 9, 2016

Average RPI Win:	155	WON-LOST	WINNING	LAST 10	STRENGTH OF	OPP. STRENGTH	TEAM	ADJ.	CONF.	ADJ CONF.
Average RPI Loss:	94	RECORD	PCT. RANK	GAMES	SCHEDULE	OF SCHEDULE	RPI	RPI	RPI	RPI
DIV. I ONLY	23- 7	40	6- 4	86	89	36	36	7	7	
DIV. I NON-CONF.	11- 2	28	0- 0	125	89	27	27	8	8	
TOTALS	RPI 1-25	RPI 26-50	W-L RECORDS	RPI 51-100	RPI 101-150	RPI 150+				
23- 7	2- 1	1- 1	OVERALL	2- 3	6- 0	12- 2				
16- 0	2- 0	1- 0	HOME	1- 0	6- 0	6- 0				
7- 6	0- 0	0- 1	AWAY	1- 2	0- 0	6- 0				
0- 1	0- 0	0- 0	NEUTRAL	0- 1	0- 0	0- 0				
11- 2	0- 0	1- 1	NON-CONFERENCE	0- 1	5- 0	5- 0				
8- 0	0- 0	1- 0	HOME	0- 0	5- 0	2- 0				
3- 2	0- 0	0- 1	AWAY	0- 1	0- 0	3- 0				
0- 0	0- 0	0- 0	NEUTRAL	0- 0	0- 0	0- 0				
12- 5	2- 1	0- 0	CONFERENCE	2- 2	1- 0	7- 2				
8- 0	2- 0	0- 0	HOME	1- 0	1- 0	4- 0				
4- 4	0- 1	0- 0	AWAY	1- 1	0- 0	3- 2				
0- 1	0- 0	0- 0	NEUTRAL	0- 1	0- 0	0- 0				

RPI	S	Opponent	Score	RPI	S	Opponent	Score	Team's RPI: 36	RPI	S	Opponent	Score	RPI	S	Opponent	Score
18	A	Duquesne	62 74	29	A	DePaul	54 77		54	H	Saint Louis	80 59	101	H	Georgetown	69 54
18	H	Duquesne	60 48	34	H	James Madison	56 45		72	A	VCU	47 52	113	H	Toledo	74 63
21	H	George Washington	69 67						72	N	VCU	50 59	116	H	Saint Joseph's	65 51
									81	A	Drexel	46 58	121	H	Buffalo	59 32
									85	A	Dayton	59 54	134	H	Penn St.	70 60
													142	H	Detroit	84 73
													156	A	Stony Brook	73 68
													163	A	Fordham	68 77
													163	H	Fordham	55 41
													166	H	George Mason	70 55
													188	A	Davidson	59 47
													198	H	Richmond	66 43
													212	A	Rhode Island	69 56
													221	A	Massachusetts	60 69
													221	H	Massachusetts	66 41
													225	A	Canisius	59 47
													229	H	Siena	57 40
													281	A	La Salle	70 63
													290	H	Niagara	67 55
													293	A	Colgate	62 38
LAST 12 Division I GAMES:																

Non-Div I Games:

St. Bonaventure

■ Loss, 
 ■ Non-Conf, 
 ■ S Site, 
 ■ H Home 
 ■ A Away 
 N Neutral

Average RPI Win:	273	WON-LOST	WINNING	LAST 10	STRENGTH OF	OPP. STRENGTH	TEAM	ADJ.	CONF.	ADJ CONF.
Average RPI Loss:	252	RECORD	PCT. RANK	GAMES	SCHEDULE	OF SCHEDULE	RPI	RPI	RPI	RPI
DIV. I ONLY	7- 22	297	3- 7	340	344	335	335	30	30	
DIV. I NON-CONF.	3- 8	258	0- 0	315	335	314	314	32	32	
TOTALS	RPI 1-25	RPI 26-50	W-L RECORDS	RPI 51-100	RPI 101-150	RPI 150+				
7- 22	0- 0	0- 0	OVERALL	0- 2	0- 1	7- 19				
2- 10	0- 0	0- 0	HOME	0- 1	0- 0	2- 9				
4- 11	0- 0	0- 0	AWAY	0- 1	0- 0	4- 10				
1- 1	0- 0	0- 0	NEUTRAL	0- 0	0- 1	1- 0				
3- 8	0- 0	0- 0	NON-CONFERENCE	0- 2	0- 1	3- 5				
1- 2	0- 0	0- 0	HOME	0- 1	0- 0	1- 1				
1- 5	0- 0	0- 0	AWAY	0- 1	0- 0	1- 4				
1- 1	0- 0	0- 0	NEUTRAL	0- 0	0- 1	1- 0				
4- 14	0- 0	0- 0	CONFERENCE	0- 0	0- 0	4- 14				
1- 8	0- 0	0- 0	HOME	0- 0	0- 0	1- 8				
3- 6	0- 0	0- 0	AWAY	0- 0	0- 0	3- 6				
0- 0	0- 0	0- 0	NEUTRAL	0- 0	0- 0	0- 0				

[illegible]

Non-Div I Games:

St. Francis Brooklyn

■ Loss, ■ Non-Conf, S Site, H Home A Away N Neutral

S  
t  
.  
F  
r  
a  
n  
c  
i  
s  
B  
r  
o  
o  
k  
l  
y  
n

RPI S Opponent St. Francis Brooklyn Score

Through Games Of March 9, 2016

RPI	S	Opponent	Score
347	N	Norfolk St.	59 55

St. Francis Brooklyn

## St. John's (NY)

Through Games Of March 9, 2016

Average RPI Win:	148	WON-LOST	WINNING	LAST 10	STRENGTH OF	OPP. STRENGTH	TEAM	ADJ.	CONF.	ADJ CONF.
Average RPI Loss:	66	RECORD	PCT. RANK	GAMES	SCHEDULE	OF SCHEDULE	RPI	RPI	RPI	RPI
DIV. I ONLY	23- 9	59	7- 3	84	61	42	42	6	6	
DIV. I NON-CONF.	9- 2	37	0- 0	158	36	31	31	6	6	
TOTALS	RPI 1-25	RPI 26-50	W-L RECORDS	RPI 51-100	RPI 101-150	RPI 150+				
23- 9	1- 2	3- 2	OVERALL	2- 3	5- 1	12- 1				
11- 3	1- 0	1- 1	HOME	1- 1	1- 1	7- 0				
10- 6	0- 2	2- 1	AWAY	1- 2	2- 0	5- 1				
2- 0	0- 0	0- 0	NEUTRAL	0- 0	2- 0	0- 0				
9- 2	1- 2	0- 0	NON-CONFERENCE	1- 0	0- 0	7- 0				
5- 0	1- 0	0- 0	HOME	0- 0	0- 0	4- 0				
4- 2	0- 2	0- 0	AWAY	1- 0	0- 0	3- 0				
0- 0	0- 0	0- 0	NEUTRAL	0- 0	0- 0	0- 0				
14- 7	0- 0	3- 2	CONFERENCE	1- 3	5- 1	5- 1				
6- 3	0- 0	1- 1	HOME	1- 1	1- 1	3- 0				
6- 4	0- 0	2- 1	AWAY	0- 2	2- 0	2- 1				
2- 0	0- 0	0- 0	NEUTRAL	0- 0	2- 0	0- 0				

RPI 1-25				RPI 26-50				Team's RPI: 42	RPI 51-100				RPI 101+			
RPI	S	Opponent	Score	RPI	S	Opponent	Score		RPI	S	Opponent	Score	RPI	S	Opponent	Score
9	A	UCLA	58 73	29	A	DePaul	71 77		52	A	Rutgers	69 62	101	A	Georgetown	65 60
18	A	Duquesne	57 76	29	A	DePaul	75 66		56	A	Villanova	54 58	101	H	Georgetown	63 55
20	H	South Fla.	74 70	29	H	DePaul	61 71		56	H	Villanova	59 71	101	N	Georgetown	65 52
				41	A	Seton Hall	72 64		100	A	Marquette	64 67	114	A	Creighton	66 55
				41	H	Seton Hall	71 69		100	H	Marquette	81 77	114	H	Creighton	57 64
													114	N	Creighton	50 37
													157	H	Yale	69 56
													161	H	Marist	61 47
													168	A	Xavier	69 56
													168	H	Xavier	57 41
													183	A	Butler	58 62
													183	H	Butler	68 41
													190	H	Sacred Heart	67 54
													196	H	Fairfield	73 54
													220	A	Kansas	86 71
													265	A	Providence	80 61
													265	H	Providence	69 54
													277	A	UCF	70 42
													336	A	UC Irvine	85 63
LAST 12 Division I GAMES:																
				114	N	Creighton	50 37		168	A	Xavier	69 56				
				29	A	DePaul	75 66		101	H	Georgetown	63 55				
				101	N	Georgetown	65 52		56	H	Villanova	59 71				
				114	H	Creighton	57 64		41	A	Seton Hall	72 64				
				265	H	Providence	69 54		29	A	DePaul	71 77				
				183	A	Butler	58 62		100	A	Marquette	64 67				

Non-Div I Games:

St. John's (NY)

■ Loss, 
 ■ Non-Conf, 
 ■ S Site, 
 ■ Home 
 ■ Away 
 N Neutral

## St. Mary's (CA)

Through Games Of March 9, 2016

Average RPI Win:	167	WON-LOST	WINNING	LAST 10	STRENGTH OF	OPP. STRENGTH	TEAM	ADJ.	CONF.	ADJ CONF.
Average RPI Loss:	94	RECORD	PCT. RANK	GAMES	SCHEDULE	OF SCHEDULE	RPI	RPI	RPI	RPI
DIV. I ONLY	24- 7	35	7- 3	112	96	53	53	8	8	
DIV. I NON-CONF.	9- 2	37	0- 0	160	92	68	68	9	9	
TOTALS	RPI 1-25	RPI 26-50	W-L RECORDS	RPI 51-100	RPI 101-150	RPI 150+				
24- 7	0- 2	0- 1	OVERALL	8- 2	3- 0	13- 2				
11- 4	0- 1	0- 1	HOME	3- 1	2- 0	6- 1				
11- 2	0- 1	0- 0	AWAY	4- 0	1- 0	6- 1				
2- 1	0- 0	0- 0	NEUTRAL	1- 1	0- 0	1- 0				
9- 2	0- 0	0- 1	NON-CONFERENCE	3- 0	1- 0	5- 1				
4- 2	0- 0	0- 1	HOME	1- 0	1- 0	2- 1				
4- 0	0- 0	0- 0	AWAY	1- 0	0- 0	3- 0				
1- 0	0- 0	0- 0	NEUTRAL	1- 0	0- 0	0- 0				
15- 5	0- 2	0- 0	CONFERENCE	5- 2	2- 0	8- 1				
7- 2	0- 1	0- 0	HOME	2- 1	1- 0	4- 0				
7- 2	0- 1	0- 0	AWAY	3- 0	1- 0	3- 1				
1- 1	0- 0	0- 0	NEUTRAL	0- 1	0- 0	1- 0				

RPI 1-25				RPI 26-50				RPI 51-100				Team's RPI: 53	RPI 101+			
RPI	S	Opponent	Score	RPI	S	Opponent	Score	RPI	S	Opponent	Score		RPI	S	Opponent	Score
16	A	BYU	59 65	44	H	Missouri	78 95	56	N	Villanova	67 60		106	H	Fresno St.	83 81
16	H	BYU	44 65					64	A	Santa Clara	78 70		115	A	Gonzaga	69 68
								64	H	Santa Clara	67 73		115	H	Gonzaga	66 47
								69	A	San Francisco	78 68		176	A	Pacific	82 73
								69	H	San Francisco	72 59		176	H	Pacific	83 75
								69	N	San Francisco	65 67		180	H	UC Davis	71 78
								83	A	San Diego	73 68		182	A	Northern Colo.	65 52
								83	H	San Diego	68 60		186	H	Cal Poly	87 83
								86	A	California	64 63		199	H	San Jose St.	91 81
								97	H	Washington St.	75 71		242	A	Loyola Marymount	91 81
													242	H	Loyola Marymount	72 57
													242	N	Loyola Marymount	85 71
													258	A	Wyoming	70 64
													267	A	Pepperdine	58 62
													267	H	Pepperdine	88 72
													292	A	Portland	78 51
													292	H	Portland	95 53
													300	A	CSUN	93 59
LAST 12 Division I GAMES:																
				69	N	San Francisco	65 67	242	A	Loyola Marymount	91 81					
				242	N	Loyola Marymount	85 71	267	A	Pepperdine	58 62					
				69	H	San Francisco	72 59	16	H	BYU	44 65					
				64	A	Santa Clara	78 70	83	H	San Diego	68 60					
				292	H	Portland	95 53	176	H	Pacific	83 75					
				115	H	Gonzaga	66 47	292	A	Portland	78 51					

Non-Div I Games:

St. Mary's (CA)

■ Loss, 
 ■ Non-Conf, 
 ■ S Site, 
 ■ Home 
 ■ Away 
 N Neutral

Average RPI Win:	98	WON-LOST	WINNING	LAST 10	STRENGTH OF	OPP. STRENGTH	TEAM	ADJ.	CONF.	ADJ CONF.
Average RPI Loss:	20	RECORD	PCT. RANK	GAMES	SCHEDULE	OF SCHEDULE	RPI	RPI	RPI	RPI
DIV. I ONLY	24- 7	35	8- 2	6	10	10	10	1	1	
DIV. I NON-CONF.	10- 2	33	0- 0	9	19	4	4	1	1	
TOTALS	RPI 1-25	RPI 26-50	W-L RECORDS	RPI 51-100	RPI 101-150	RPI 150+				
24- 7	2- 5	3- 1	OVERALL	11- 1	3- 0	5- 0				
13- 2	2- 1	3- 0	HOME	4- 1	1- 0	3- 0				
8- 4	0- 4	0- 0	AWAY	4- 0	2- 0	2- 0				
3- 1	0- 0	0- 1	NEUTRAL	3- 0	0- 0	0- 0				
10- 2	1- 1	2- 0	NON-CONFERENCE	3- 1	1- 0	3- 0				
5- 1	1- 0	2- 0	HOME	0- 1	0- 0	2- 0				
2- 1	0- 1	0- 0	AWAY	0- 0	1- 0	1- 0				
3- 0	0- 0	0- 0	NEUTRAL	3- 0	0- 0	0- 0				
14- 5	1- 4	1- 1	CONFERENCE	8- 0	2- 0	2- 0				
8- 1	1- 1	1- 0	HOME	4- 0	1- 0	1- 0				
6- 3	0- 3	0- 0	AWAY	4- 0	1- 0	1- 0				
0- 1	0- 0	0- 1	NEUTRAL	0- 0	0- 0	0- 0				

RPI	S	Opponent	Score	RPI	S	Opponent	Score	RPI	S	Opponent	Score	RPI	S	Opponent	Score
5	A	Oregon St.	50 58	28	H	Tennessee	69 55	55	A	Southern California	57 47	115	A	Gonzaga	65 48
5	H	Oregon St.	76 54	33	H	Washington	69 53	64	H	Santa Clara	58 61	124	A	Arizona	59 34
7	A	Texas	69 77	33	N	Washington	65 73	66	N	Purdue	71 65	124	H	Arizona	82 58
9	A	UCLA	36 56	40	H	Chattanooga	73 30	84	A	Oregon	64 62	167	H	Cornell	93 38
11	A	Arizona St.	31 49					84	H	Oregon	69 42	180	A	UC Davis	74 45
11	H	Arizona St.	61 63					85	N	Dayton	74 66	201	A	Colorado	80 49
21	H	George Washington	84 63					86	A	California	60 55	201	H	Colorado	71 56
								86	H	California	53 46	210	H	CSU Bakersfield	83 41
								88	A	Utah	72 54				
								88	H	Utah	72 52				
								92	N	Missouri St.	82 65				
								97	H	Washington St.	69 52				
LAST 12 Division I GAMES:															
				33	N	Washington	65 73	124	H	Arizona	82 58				
				84	H	Oregon	69 42	86	A	California	60 55				
				5	H	Oregon St.	76 54	86	H	California	53 46				
				88	A	Utah	72 54	97	H	Washington St.	69 52				
				201	A	Colorado	80 49	33	H	Washington	69 53				
				11	H	Arizona St.	61 63	9	A	UCLA	36 56				

Non-Div I Games:

Stanford

■ Loss, 
 ■ Non-Conf, 
 ■ S Site, 
 ■ Home 
 ■ A Away 
 N Neutral

Average RPI Win: <b>291</b>	WON-LOST	WINNING	LAST 10	STRENGTH OF	OPP. STRENGTH	TEAM	ADJ.	CONF.	ADJ CONF.
Average RPI Loss: <b>121</b>	RECORD	PCT. RANK	GAMES	SCHEDULE	OF SCHEDULE	RPI	RPI	RPI	RPI
DIV. I ONLY	<b>16- 11</b>	<b>122</b>	<b>7- 3</b>	<b>301</b>	<b>262</b>	<b>187</b>	<b>187</b>	<b>29</b>	<b>29</b>
DIV. I NON-CONF.	<b>6- 5</b>	<b>146</b>	<b>0- 0</b>	<b>290</b>	<b>163</b>	<b>204</b>	<b>204</b>	<b>28</b>	<b>28</b>
TOTALS	RPI 1-25	RPI 26-50	W-L RECORDS	RPI 51-100	RPI 101-150	RPI 150+			
16- 11	0- 0	0- 2	OVERALL	0- 4	1- 1	15- 4			
9- 3	0- 0	0- 0	HOME	0- 1	1- 0	8- 2			
7- 6	0- 0	0- 2	AWAY	0- 2	0- 1	7- 1			
0- 2	0- 0	0- 0	NEUTRAL	0- 1	0- 0	0- 1			
6- 5	0- 0	0- 2	NON-CONFERENCE	0- 1	0- 0	6- 2			
3- 1	0- 0	0- 0	HOME	0- 0	0- 0	3- 1			
3- 2	0- 0	0- 2	AWAY	0- 0	0- 0	3- 0			
0- 2	0- 0	0- 0	NEUTRAL	0- 1	0- 0	0- 1			
10- 6	0- 0	0- 0	CONFERENCE	0- 3	1- 1	9- 2			
6- 2	0- 0	0- 0	HOME	0- 1	1- 0	5- 1			
4- 4	0- 0	0- 0	AWAY	0- 2	0- 1	4- 1			
0- 0	0- 0	0- 0	NEUTRAL	0- 0	0- 0	0- 0			

RPI 1-25				RPI 26-50				RPI 51-100				RPI 101+				Team's RPI: 187	
RPI	S	Opponent	Score	RPI	S	Opponent	Score	RPI	S	Opponent	Score	RPI	S	Opponent	Score		
				28	A	Tennessee	56 90	62	A	FGCU	48 61	143	A	Jacksonville	49 69		
				37	A	Georgia	55 76	62	A	FGCU	46 61	143	H	Jacksonville	66 61		
								62	H	FGCU	47 60	153	N	Boise St.	65 71		
								82	N	Minnesota	69 72	204	H	Hampton	68 59		
												213	A	USC Upstate	58 73		
												213	H	USC Upstate	56 61		
												252	A	Bethune-Cookman	62 38		
												271	H	Georgia St.	72 80		
												274	A	UNCW	52 49		
												277	H	UCF	83 68		
												288	A	Kennesaw St.	57 54		
												288	H	Kennesaw St.	77 62		
												288	H	Kennesaw St.	74 56		
												294	H	Ga. Southern	79 57		
												327	A	North Florida	67 56		
												327	H	North Florida	81 61		
												333	A	Lipscomb	83 62		
												333	H	Lipscomb	79 75		
												340	A	Eastern Ill.	68 66		
												342	A	NJIT	74 56		
												342	H	NJIT	60 55		
LAST 12 Division I GAMES:																	
				62	A	FGCU	46 61	213	A	USC Upstate	58 73						
				288	H	Kennesaw St.	74 56	327	A	North Florida	67 56						
				62	H	FGCU	47 60	143	H	Jacksonville	66 61						
				288	H	Kennesaw St.	77 62	327	H	North Florida	81 61						
				333	H	Lipscomb	79 75	143	A	Jacksonville	49 69						
				342	A	NJIT	74 56	333	A	Lipscomb	83 62						

Non-Div I Games: Trinity Baptist 107 30 Armstrong St. 61 45 Flagler 84 47

Stetson

Loss, Non-Conf, S Site, H Home A Away N Neutral



Average RPI Win: 240		WON-LOST	WINNING	LAST 10	STRENGTH OF	OPP. STRENGTH	TEAM	ADJ.	CONF.	ADJ CONF.
Average RPI Loss: 118		RECORD	PCT. RANK	GAMES	SCHEDULE	OF SCHEDULE	RPI	RPI	RPI	RPI
DIV. I ONLY		17- 14	150	3- 7	192	198	156	156	16	16
DIV. I NON-CONF.		8- 5	120	0- 0	215	170	131	131	19	19
TOTALS		RPI 1-25	RPI 26-50	W-L RECORDS		RPI 51-100	RPI 101-150	RPI 150+		
17- 14	0- 1		0- 3	OVERALL		1- 4	1- 0	15- 6		
9- 5	0- 0		0- 2	HOME		1- 1	1- 0	7- 2		
7- 8	0- 1		0- 1	AWAY		0- 2	0- 0	7- 4		
1- 1	0- 0		0- 0	NEUTRAL		0- 1	0- 0	1- 0		
8- 5	0- 1		0- 1	NON-CONFERENCE		1- 1	1- 0	6- 2		
4- 2	0- 0		0- 1	HOME		1- 0	1- 0	2- 1		
4- 3	0- 1		0- 0	AWAY		0- 1	0- 0	4- 1		
0- 0	0- 0		0- 0	NEUTRAL		0- 0	0- 0	0- 0		
9- 9	0- 0		0- 2	CONFERENCE		0- 3	0- 0	9- 4		
5- 3	0- 0		0- 1	HOME		0- 1	0- 0	5- 1		
3- 5	0- 0		0- 1	AWAY		0- 1	0- 0	3- 3		
1- 1	0- 0		0- 0	NEUTRAL		0- 1	0- 0	1- 0		

RPI 1-25			
RPI	S	Opponent	Score
13	A	Syracuse	49 64
RPI 26-50			
RPI	S	Opponent	Score
36	H	St. Bonaventure	68 73
48	A	Albany (NY)	54 73
48	H	Albany (NY)	49 62
RPI 51-100			
RPI	S	Opponent	Score
63	A	Maine	52 55
63	H	Maine	43 60
63	N	Maine	48 51
65	A	Hofstra	66 71
93	H	Harvard	64 63
RPI 101+			
RPI	S	Opponent	Score
102	H	Iona	58 53
157	A	Yale	57 62
167	A	Cornell	58 49
177	H	Ole Miss	57 72
184	A	UMBC	69 60
184	H	UMBC	65 69
218	A	Hartford	45 42
218	H	Hartford	58 35
218	N	Hartford	60 42
219	A	Binghamton	47 54
219	H	Binghamton	64 58
232	A	New Hampshire	46 49
232	H	New Hampshire	63 54
249	A	Columbia	79 71
253	H	Morgan St.	46 42
278	A	Vermont	37 44
278	H	Vermont	73 59
320	A	UMass Lowell	64 50
320	H	UMass Lowell	60 46
324	H	LIU Brooklyn	71 54
338	A	Saint Peter's	69 35
344	A	Wagner	73 62
Team's RPI: 156			

Non-Div I Games:

## Stony Brook

Loss, Non-Conf, S Site, H Home A Away N Neutral

## Syracuse

Through Games Of March 9, 2016

Average RPI Win:	128	WON-LOST	WINNING	LAST 10	STRENGTH OF	OPP. STRENGTH	TEAM	ADJ.	CONF.	ADJ CONF.
Average RPI Loss:	31	RECORD	PCT. RANK	GAMES	SCHEDULE	OF SCHEDULE	RPI	RPI	RPI	RPI
DIV. I ONLY	25- 7	31	9- 1	13	41	13	13	4	4	
DIV. I NON-CONF.	10- 3	61	0- 0	47	113	44	44	5	5	
TOTALS	RPI 1-25	RPI 26-50	W-L RECORDS	RPI 51-100	RPI 101-150	RPI 150+				
25- 7	2- 5	5- 1	OVERALL	2- 0	8- 0	8- 1				
14- 2	1- 2	1- 0	HOME	2- 0	4- 0	6- 0				
7- 4	0- 2	2- 1	AWAY	0- 0	4- 0	1- 1				
4- 1	1- 1	2- 0	NEUTRAL	0- 0	0- 0	1- 0				
10- 3	0- 2	1- 1	NON-CONFERENCE	1- 0	1- 0	7- 0				
7- 1	0- 1	0- 0	HOME	1- 0	1- 0	5- 0				
1- 2	0- 1	0- 1	AWAY	0- 0	0- 0	1- 0				
2- 0	0- 0	1- 0	NEUTRAL	0- 0	0- 0	1- 0				
15- 4	2- 3	4- 0	CONFERENCE	1- 0	7- 0	1- 1				
7- 1	1- 1	1- 0	HOME	1- 0	3- 0	1- 0				
6- 2	0- 1	2- 0	AWAY	0- 0	4- 0	0- 1				
2- 1	1- 1	1- 0	NEUTRAL	0- 0	0- 0	0- 0				

RPI	S	Opponent	Score	RPI	S	Opponent	Score	RPI	S	Opponent	Score	RPI	S	Opponent	Score
1	A	Notre Dame	62 90	26	A	Miami (FL)	57 51	73	H	Georgia Tech	71 52	109	A	Virginia	91 57
1	N	Notre Dame	57 68	28	A	Tennessee	55 57	81	H	Drexel	83 62	119	A	Boston College	71 55
8	A	Maryland	64 82	33	N	Washington	66 62					119	H	Boston College	62 61
11	H	Arizona St.	54 61	46	H	Duke	86 50					122	H	Virginia Tech	60 39
14	H	Louisville	53 71	47	A	North Carolina St.	55 52					129	A	Pittsburgh	70 56
14	N	Louisville	80 75	47	N	North Carolina St.	80 61					129	H	Pittsburgh	71 48
15	H	Florida St.	83 73									140	A	Wake Forest	91 65
												143	H	Jacksonville	65 49
												154	A	North Carolina	73 77
												156	H	Stony Brook	64 49
												163	N	Fordham	76 54
												193	H	UTRGV	91 32
												212	A	Rhode Island	57 54
												243	H	Coppin St.	88 56
												253	H	Morgan St.	90 61
												255	H	Clemson	83 62
												328	H	Howard	97 48
LAST 12 Division I GAMES:															
		1 N Notre Dame	57 68			47 A North Carolina St.	55 52								
		14 N Louisville	80 75			109 A Virginia	91 57								
		47 N North Carolina St.	80 61			73 H Georgia Tech	71 52								
		119 A Boston College	71 55			255 H Clemson	83 62								
		129 A Pittsburgh	70 56			26 A Miami (FL)	57 51								
		15 H Florida St.	83 73			119 H Boston College	62 61								

Non-Div I Games:

Syracuse

■ Loss, 
 ■ Non-Conf, 
 ■ S Site, 
 ■ H Home 
 ■ A Away 
 N Neutral

TCU

Average RPI Win: 193

Average RPI Loss: 45

WON-LOST

RECORD

WINNING

PCT. RANK

LAST 10

GAMES

STRENGTH OF

SCHEDULE

OPP. STRENGTH

OF SCHEDULE

TEAM

RPI

ADJ.

RPI

CONF.

RPI

ADJ CONF.

RPI

DIV. I ONLY

16- 14

154

4- 6

74

30

107

107

3

3

DIV. I NON-CONF.

8- 3

77

0- 0

239

211

129

129

3

3

TOTALS

RPI 1-25

RPI 26-50

W-L RECORDS

RPI 51-100

RPI 101-150

RPI 150+

16- 14

0- 8

2- 4

OVERALL

0- 0

4- 0

10- 2

12- 5

0- 4

2- 1

HOME

0- 0

2- 0

8- 0

4- 8

0- 4

0- 3

AWAY

0- 0

2- 0

2- 1

0- 1

0- 0

0- 0

NEUTRAL

0- 0

0- 0

0- 1

8- 3

0- 2

0- 0

NON-CONFERENCE

0- 0

0- 0

8- 1

7- 1

0- 1

0- 0

HOME

0- 0

0- 0

7- 0

1- 2

0- 1

0- 0

AWAY

0- 0

0- 0

1- 1

0- 0

0- 0

0- 0

NEUTRAL

0- 0

0- 0

0- 0

8- 11

0- 6

2- 4

CONFERENCE

0- 0

4- 0

2- 1

5- 4

0- 3

2- 1

HOME

0- 0

2- 0

1- 0

3- 6

0- 3

0- 3

AWAY

0- 0

2- 0

1- 0

0- 1

0- 0

0- 0

NEUTRAL

0- 0

0- 0

0- 1

T  
C  
U

RPI 1-25			
RPI	S	Opponent	Score
1	H	Notre Dame	72 88
2	A	Baylor	55 72
2	H	Baylor	75 81
7	A	Texas	58 71
7	H	Texas	58 65
19	A	Texas A&M	78 82
22	A	West Virginia	72 83
22	H	West Virginia	84 97

RPI 26-50			
RPI	S	Opponent	Score
30	A	Oklahoma	64 77
30	H	Oklahoma	65 78
31	A	Oklahoma St.	52 80
31	H	Oklahoma St.	79 65
49	A	Kansas St.	49 58
49	H	Kansas St.	87 73

RPI 51-100			
RPI	S	Opponent	Score
130	A	Iowa St.	72 62
130	H	Iowa St.	79 69
138	A	Texas Tech	78 69
138	H	Texas Tech	69 48
183	A	Butler	53 65
193	H	UTRGV	71 67
195	A	SMU	89 79
200	H	SFA	88 55
220	A	Kansas	70 44
220	H	Kansas	55 52
220	N	Kansas	64 81
236	H	Sam Houston St.	85 59
270	H	La.-Monroe	80 42
275	H	Prairie View	69 60
331	H	New Orleans	85 36
334	H	Southern Utah	76 47

T  
C  
U

LAST 12 Division I GAMES:			
220	N	Kansas	64 81
220	H	Kansas	55 52
7	A	Texas	58 71
22	A	West Virginia	72 83
31	H	Oklahoma St.	79 65
220	A	Kansas	70 44
130	H	Iowa St.	79 69
2	H	Baylor	75 81
30	A	Oklahoma	64 77
31	A	Oklahoma St.	52 80
130	A	Iowa St.	72 62
22	H	West Virginia	84 97

Non-Div I Games:

TCU

Average RPI Win:	182	WON-LOST	WINNING	LAST 10	STRENGTH OF	OPP. STRENGTH	TEAM	ADJ.	CONF.	ADJ CONF.
Average RPI Loss:	59	RECORD	PCT. RANK	GAMES	SCHEDULE	OF SCHEDULE	RPI	RPI	RPI	RPI
DIV. I ONLY	20- 11	86	6- 4	83	76	71	71	9	9	
DIV. I NON-CONF.	6- 5	146	0- 0	42	51	103	103	7	7	
TOTALS	RPI 1-25	RPI 26-50	W-L RECORDS	RPI 51-100	RPI 101-150	RPI 150+				
20- 11	2- 5	0- 1	OVERALL	3- 2	2- 2	13- 1				
12- 3	2- 1	0- 1	HOME	2- 0	1- 1	7- 0				
7- 7	0- 2	0- 0	AWAY	1- 1	1- 0	5- 0				
1- 1	0- 1	0- 0	NEUTRAL	0- 0	0- 0	1- 0				
6- 5	1- 1	0- 1	NON-CONFERENCE	1- 2	0- 1	4- 0				
4- 2	1- 0	0- 1	HOME	1- 0	0- 1	2- 0				
2- 3	0- 1	0- 0	AWAY	0- 2	0- 0	2- 0				
0- 0	0- 0	0- 0	NEUTRAL	0- 0	0- 0	0- 0				
14- 6	1- 4	0- 0	CONFERENCE	2- 0	2- 1	9- 1				
8- 1	1- 1	0- 0	HOME	1- 0	1- 0	5- 0				
5- 4	0- 2	0- 0	AWAY	1- 0	1- 1	3- 1				
1- 1	0- 1	0- 0	NEUTRAL	0- 0	0- 0	1- 0				

RPI S Opponent Score	RPI 26-50	RPI 51-100 Team's RPI: 71	RPI 101+
3 A UConn 49 104	27 H Penn 54 60	52 A Rutgers 51 61	111 A Memphis 97 100
3 H UConn 60 85		56 H Villanova 61 55	111 H Memphis 82 58
15 A Florida St. 47 75		74 A Tulane 72 54	116 H Saint Joseph's 67 70
20 A South Fla. 62 76		74 H Tulane 72 67	148 A East Carolina 83 63
20 H South Fla. 68 66		87 A Quinnipiac 56 58	163 A Fordham 57 44
20 N South Fla. 46 64			190 H Sacred Heart 92 62
25 H Florida 97 91			191 H Tulsa 66 46
			191 N Tulsa 78 52
			195 A SMU 67 69
			195 H SMU 55 35
			240 A Cincinnati 74 49
			240 H Cincinnati 74 51
			277 A UCF 71 63
			277 H UCF 78 64
			281 A La Salle 77 48
			286 A Houston 75 66
			286 H Houston 78 48
			323 H Delaware St. 100 59
LAST 12 Division I GAMES:			
20 N South Fla. 46 64	3 H UConn 60 85		
191 N Tulsa 78 52	286 H Houston 78 48		
277 H UCF 78 64	240 A Cincinnati 74 49		
20 A South Fla. 62 76	20 H South Fla. 68 66		
74 H Tulane 72 67	195 H SMU 55 35		
111 A Memphis 97 100	148 A East Carolina 83 63		

Non-Div I Games:

Temple

## Tennessee

Through Games Of March 9, 2016

Average RPI Win:	100	WON-LOST	WINNING	LAST 10	STRENGTH OF	OPP. STRENGTH	TEAM	ADJ.	CONF.	ADJ CONF.
Average RPI Loss:	52	RECORD	PCT. RANK	GAMES	SCHEDULE	OF SCHEDULE	RPI	RPI	RPI	RPI
DIV. I ONLY	19- 13	120	5- 5	1	20	28	28	2	2	
DIV. I NON-CONF.	9- 4	95	0- 0	2	26	9	9	2	2	
TOTALS	RPI 1-25	RPI 26-50	W-L RECORDS	RPI 51-100	RPI 101-150	RPI 150+				
19- 13	3- 9	4- 0	OVERALL	4- 0	3- 3	5- 1				
13- 4	1- 3	3- 0	HOME	3- 0	2- 1	4- 0				
4- 8	1- 5	1- 0	AWAY	1- 0	0- 2	1- 1				
2- 1	1- 1	0- 0	NEUTRAL	0- 0	1- 0	0- 0				
9- 4	2- 3	2- 0	NON-CONFERENCE	1- 0	1- 1	3- 0				
7- 2	1- 1	2- 0	HOME	1- 0	1- 1	2- 0				
2- 2	1- 2	0- 0	AWAY	0- 0	0- 0	1- 0				
0- 0	0- 0	0- 0	NEUTRAL	0- 0	0- 0	0- 0				
10- 9	1- 6	2- 0	CONFERENCE	3- 0	2- 2	2- 1				
6- 2	0- 2	1- 0	HOME	2- 0	1- 0	2- 0				
2- 6	0- 3	1- 0	AWAY	1- 0	0- 2	0- 1				
2- 1	1- 1	0- 0	NEUTRAL	0- 0	1- 0	0- 0				

RPI 1-25				RPI 26-50				Team's RPI: 28	RPI 51-100				RPI 101+			
RPI	S	Opponent	Score	RPI	S	Opponent	Score		RPI	S	Opponent	Score	RPI	S	Opponent	Score
1	A	Notre Dame	66 79	37	H	Georgia	80 60		57	H	Auburn	79 52	122	H	Virginia Tech	43 57
4	H	South Carolina	56 62	40	H	Chattanooga	59 57		75	A	Vanderbilt	69 51	123	A	LSU	56 57
5	A	Oregon St.	53 50	44	A	Missouri	71 55		75	H	Vanderbilt	58 49	134	H	Penn St.	74 66
7	H	Texas	53 64	48	H	Albany (NY)	63 55		96	H	Central Ark.	102 47	141	A	Arkansas	59 64
10	A	Stanford	55 69										141	H	Arkansas	75 57
12	A	Kentucky	63 64										141	N	Arkansas	68 51
13	H	Syracuse	57 55										159	A	Alabama	46 54
19	A	Texas A&M	71 76										159	H	Alabama	70 42
19	N	Texas A&M	70 60										165	H	ETSU	85 49
24	A	Mississippi St.	63 65										177	H	Ole Miss	57 51
24	N	Mississippi St.	48 58										187	H	Stetson	90 56
25	H	Florida	66 74										291	A	Wichita St.	58 51
LAST 12 Division I GAMES:																
		24 N Mississippi St.	48 58			177 H Ole Miss	57 51									
		19 N Texas A&M	70 60			4 H South Carolina	56 62									
		141 N Arkansas	68 51			75 A Vanderbilt	69 51									
		37 H Georgia	80 60			19 A Texas A&M	71 76									
		159 A Alabama	46 54			141 H Arkansas	75 57									
		123 A LSU	56 57			159 H Alabama	70 42									

Non-Div I Games:

Tennessee

■ Loss, 
■ Non-Conf, 
■ S Site, 
■ H Home 
■ A Away 
N Neutral

## Tennessee St.

Through Games Of March 9, 2016

Average RPI Win:	274	WON-LOST	WINNING	LAST 10	STRENGTH OF	OPP. STRENGTH	TEAM	ADJ.	CONF.	ADJ CONF.
Average RPI Loss:	150	RECORD	PCT. RANK	GAMES	SCHEDULE	OF SCHEDULE	RPI	RPI	RPI	RPI
DIV. I ONLY	10- 18	252	3- 7	201	244	256	256	24	24	
DIV. I NON-CONF.	3- 8	258	0- 0	111	153	217	217	24	24	
TOTALS	RPI 1-25	RPI 26-50	W-L RECORDS	RPI 51-100	RPI 101-150	RPI 150+				
10- 18	0- 2	0- 1	OVERALL	0- 3	1- 3	9- 9				
7- 3	0- 0	0- 0	HOME	0- 1	1- 0	6- 2				
2- 12	0- 2	0- 1	AWAY	0- 1	0- 3	2- 5				
1- 3	0- 0	0- 0	NEUTRAL	0- 1	0- 0	1- 2				
3- 8	0- 2	0- 1	NON-CONFERENCE	0- 0	0- 2	3- 3				
2- 0	0- 0	0- 0	HOME	0- 0	0- 0	2- 0				
0- 6	0- 2	0- 1	AWAY	0- 0	0- 2	0- 1				
1- 2	0- 0	0- 0	NEUTRAL	0- 0	0- 0	1- 2				
7- 10	0- 0	0- 0	CONFERENCE	0- 3	1- 1	6- 6				
5- 3	0- 0	0- 0	HOME	0- 1	1- 0	4- 2				
2- 6	0- 0	0- 0	AWAY	0- 1	0- 1	2- 4				
0- 1	0- 0	0- 0	NEUTRAL	0- 1	0- 0	0- 0				

RPI 1-25				RPI 26-50				RPI 51-100				RPI 101+ Team's RPI: 256			
RPI	S	Opponent	Score	RPI	S	Opponent	Score	RPI	S	Opponent	Score	RPI	S	Opponent	Score
12	A	Kentucky	39 81	45	A	Indiana	56 88	78	A	Belmont	65 80	104	A	UT Martin	50 77
24	A	Mississippi St.	54 82					78	H	Belmont	51 71	126	A	Youngstown St.	58 69
								78	N	Belmont	60 68	137	A	Southern Ill.	70 79
												147	H	SIUE	73 61
												175	N	Fla. Atlantic	64 69
												178	A	Eastern Ky.	67 78
												178	H	Eastern Ky.	66 70
												179	A	Illinois	43 98
												227	A	Southeast Mo. St.	65 75
												230	N	Utah St.	46 63
												231	H	Texas Southern	72 56
												246	N	Alabama St.	74 64
												261	H	Murray St.	69 58
												269	H	Austin Peay	66 58
												279	A	Tennessee Tech	60 70
												279	H	Tennessee Tech	56 64
												298	A	Jacksonville St.	55 69
												298	H	Jacksonville St.	50 40
												309	A	Morehead St.	68 60
												309	H	Morehead St.	78 76
												333	H	Lipscomb	77 65
												340	A	Eastern Ill.	62 53
LAST 12 Division I GAMES:															
		78	N	Belmont	60	68		309	H	Morehead St.	78	76			
		78	H	Belmont	51	71		178	H	Eastern Ky.	66	70			
		309	A	Morehead St.	68	60		298	A	Jacksonville St.	55	69			
		298	H	Jacksonville St.	50	40		104	A	UT Martin	50	77			
		178	A	Eastern Ky.	67	78		78	A	Belmont	65	80			
		279	H	Tennessee Tech	56	64		279	A	Tennessee Tech	60	70			

Non-Div I Games: Lane 75 44 North Ala. 58 40

Tennessee St.

Loss, Non-Conf, S Site, H Home A Away N Neutral

## Tennessee Tech

Through Games Of March 9, 2016

Average RPI Win:	284	WON-LOST	WINNING	LAST 10	STRENGTH OF	OPP. STRENGTH	TEAM	ADJ.	CONF.	ADJ CONF.
Average RPI Loss:	157	RECORD	PCT. RANK	GAMES	SCHEDULE	OF SCHEDULE	RPI	RPI	RPI	RPI
DIV. I ONLY	10- 19	259	5- 5	248	227	279	279	24	24	
DIV. I NON-CONF.	4- 9	245	0- 0	191	137	261	261	24	24	
TOTALS	RPI 1-25	RPI 26-50	W-L RECORDS	RPI 51-100	RPI 101-150	RPI 150+				
10- 19	0- 1	0- 2	OVERALL	0- 3	0- 4	10- 9				
7- 9	0- 1	0- 1	HOME	0- 1	0- 2	7- 4				
3- 10	0- 0	0- 1	AWAY	0- 2	0- 2	3- 5				
0- 0	0- 0	0- 0	NEUTRAL	0- 0	0- 0	0- 0				
4- 9	0- 1	0- 2	NON-CONFERENCE	0- 1	0- 2	4- 3				
3- 5	0- 1	0- 1	HOME	0- 0	0- 1	3- 2				
1- 4	0- 0	0- 1	AWAY	0- 1	0- 1	1- 1				
0- 0	0- 0	0- 0	NEUTRAL	0- 0	0- 0	0- 0				
6- 10	0- 0	0- 0	CONFERENCE	0- 2	0- 2	6- 6				
4- 4	0- 0	0- 0	HOME	0- 1	0- 1	4- 2				
2- 6	0- 0	0- 0	AWAY	0- 1	0- 1	2- 4				
0- 0	0- 0	0- 0	NEUTRAL	0- 0	0- 0	0- 0				

RPI 1-25				RPI 26-50				RPI 51-100				RPI 101+ Team's RPI: 279			
RPI	S	Opponent	Score	RPI	S	Opponent	Score	RPI	S	Opponent	Score	RPI	S	Opponent	Score
14	H	Louisville	54 76	37	A	Georgia	48 81	67	A	Middle Tenn.	53 69	104	A	UT Martin	53 67
				39	H	Arkansas St.	55 77	78	A	Belmont	49 70	112	H	Mercer	47 63
								78	H	Belmont	79 80	147	H	SIUE	68 83
												150	A	Northern Ky.	62 88
												168	A	Xavier	47 64
												178	A	Eastern Ky.	77 72
												178	H	Eastern Ky.	67 71
												185	H	Southern Miss.	57 69
												227	H	Southeast Mo. St.	57 60
												255	H	Clemson	53 71
												256	A	Tennessee St.	64 56
												256	H	Tennessee St.	70 60
												261	A	Murray St.	50 56
												269	A	Austin Peay	75 91
												271	H	Georgia St.	72 65
												291	H	Wichita St.	54 48
												298	A	Jacksonville St.	46 55
												298	H	Jacksonville St.	51 49
												309	A	Morehead St.	71 75
												309	H	Morehead St.	77 69
												312	A	UNCG	73 64
												333	H	Lipscomb	81 70
												340	H	Eastern Ill.	81 74
LAST 12 Division I GAMES:															
178	H	Eastern Ky.	67 71	78	H	Belmont	79 80								
78	A	Belmont	49 70	309	A	Morehead St.	71 75								
309	H	Morehead St.	77 69	178	A	Eastern Ky.	77 72								
298	H	Jacksonville St.	51 49	256	H	Tennessee St.	70 60								
256	A	Tennessee St.	64 56	227	H	Southeast Mo. St.	57 60								
298	A	Jacksonville St.	46 55	104	A	UT Martin	53 67								

Non-Div I Games:

Tennessee Tech

■ Loss, 
 ■ Non-Conf, 
 ■ S Site, 
 ■ H Home 
 ■ A Away 
 N Neutral

Average RPI Win:	116	WON-LOST	WINNING	LAST 10	STRENGTH OF	OPP. STRENGTH	TEAM	ADJ.	CONF.	ADJ CONF.
Average RPI Loss:	9	RECORD	PCT. RANK	GAMES	SCHEDULE	OF SCHEDULE	RPI	RPI	RPI	RPI
DIV. I ONLY	28- 4	11	7- 3	27	8	7	7	3	3	
DIV. I NON-CONF.	11- 0	1	0- 0	120	17	10	10	3	3	
TOTALS	RPI 1-25	RPI 26-50	W-L RECORDS	RPI 51-100	RPI 101-150	RPI 150+				
28- 4	5- 3	6- 1	OVERALL	0- 0	9- 0	8- 0				
15- 1	3- 1	3- 0	HOME	0- 0	4- 0	5- 0				
10- 2	1- 0	3- 0	AWAY	0- 0	4- 0	2- 0				
3- 1	1- 1	0- 0	NEUTRAL	0- 0	1- 0	1- 0				
11- 0	2- 0	1- 0	NON-CONFERENCE	0- 0	3- 0	5- 0				
7- 0	2- 0	0- 0	HOME	0- 0	1- 0	4- 0				
3- 0	0- 0	1- 0	AWAY	0- 0	1- 0	1- 0				
1- 0	0- 0	0- 0	NEUTRAL	0- 0	1- 0	0- 0				
17- 4	3- 3	5- 1	CONFERENCE	0- 0	6- 0	3- 0				
8- 1	1- 1	3- 0	HOME	0- 0	3- 0	1- 0				
7- 2	1- 1	2- 1	AWAY	0- 0	3- 0	1- 0				
2- 1	1- 1	0- 0	NEUTRAL	0- 0	0- 0	1- 0				

RPI	S	Opponent	Score	RPI	S	Opponent	Score	RPI	S	Opponent	Score	RPI	S	Opponent	Score
2	A	Baylor	48 74	28	A	Tennessee	64 53					105	A	Little Rock	66 56
2	H	Baylor	67 80	30	A	Oklahoma	56 74					107	A	TCU	65 58
2	N	Baylor	63 79	30	H	Oklahoma	83 76					107	H	TCU	71 58
10	H	Stanford	77 69	31	A	Oklahoma St.	78 48					117	H	Northwestern St.	86 33
22	A	West Virginia	65 54	31	H	Oklahoma St.	70 55					130	A	Iowa St.	65 49
22	H	West Virginia	73 50	49	A	Kansas St.	66 51					130	H	Iowa St.	75 54
22	N	West Virginia	67 51	49	H	Kansas St.	58 51					138	A	Texas Tech	76 55
24	H	Mississippi St.	53 47									138	H	Texas Tech	86 62
												141	N	Arkansas	61 50
												204	H	Hampton	79 52
												220	A	Kansas	75 38
												220	H	Kansas	70 46
												220	N	Kansas	66 50
												223	A	Rice	70 47
												225	H	Canisius	92 62
												236	H	Sam Houston St.	83 49
												264	H	UTSA	90 53
LAST 12 Division I GAMES:															
		2 N Baylor	63 79			22 H West Virginia	73 50								
		22 N West Virginia	67 51			49 H Kansas St.	58 51								
		220 N Kansas	66 50			30 A Oklahoma	56 74								
		2 A Baylor	48 74			31 H Oklahoma St.	70 55								
		107 H TCU	71 58			130 A Iowa St.	65 49								
		138 A Texas Tech	76 55			49 A Kansas St.	66 51								

Non-Div I Games:

Texas

■ Loss, 
 ■ Non-Conf, S Site, 
 ■ Home 
 ■ Away 
 N Neutral



Average RPI Win:	114	WON-LOST	WINNING	LAST 10	STRENGTH OF	OPP. STRENGTH	TEAM	ADJ.	CONF.	ADJ CONF.
Average RPI Loss:	29	RECORD	PCT. RANK	GAMES	SCHEDULE	OF SCHEDULE	RPI	RPI	RPI	RPI
DIV. I ONLY	21- 9	63	6- 4	11	11	19	19	2	2	
DIV. I NON-CONF.	10- 3	61	0- 0	23	24	25	25	2	2	
TOTALS	RPI 1-25	RPI 26-50	W-L RECORDS	RPI 51-100	RPI 101-150	RPI 150+				
21- 9	1- 6	5- 2	OVERALL	3- 0	5- 1	7- 0				
12- 3	1- 2	3- 1	HOME	0- 0	3- 0	5- 0				
6- 3	0- 0	1- 0	AWAY	2- 0	1- 0	2- 0				
3- 3	0- 2	1- 1	NEUTRAL	1- 0	1- 0	0- 0				
10- 3	0- 2	2- 1	NON-CONFERENCE	1- 0	3- 0	4- 0				
6- 1	0- 0	0- 1	HOME	0- 0	2- 0	4- 0				
1- 0	0- 0	1- 0	AWAY	0- 0	0- 0	0- 0				
3- 2	0- 2	1- 0	NEUTRAL	1- 0	1- 0	0- 0				
11- 6	1- 4	3- 1	CONFERENCE	2- 0	2- 1	3- 0				
6- 2	1- 2	3- 0	HOME	0- 0	1- 0	1- 0				
5- 3	0- 2	0- 0	AWAY	2- 0	1- 1	2- 0				
0- 1	0- 0	0- 1	NEUTRAL	0- 0	0- 0	0- 0				

RPI	S	Opponent	Score	RPI	S	Opponent	Score	RPI	S	Opponent	Score	RPI	S	Opponent	Score
4	A	South Carolina	58 59	28	H	Tennessee	76 71	57	A	Auburn	57 49	105	H	Little Rock	69 39
4	H	South Carolina	63 70	28	N	Tennessee	60 70	75	A	Vanderbilt	75 63	107	H	TCU	82 78
6	N	Ohio St.	80 95	29	H	DePaul	66 80	86	N	California	75 58	120	N	Hawaii	82 41
12	H	Kentucky	58 71	30	N	Oklahoma	74 68					123	A	LSU	53 35
16	N	BYU	64 72	37	H	Georgia	73 62					123	H	LSU	68 54
24	H	Mississippi St.	64 58	44	H	Missouri	81 77					141	A	Arkansas	61 67
25	A	Florida	81 83	46	A	Duke	72 66					151	H	Southern U.	88 47
LAST 12 Division I GAMES:															
		28	N	Tennessee	60	70			24	H	Mississippi St.	64	58		
		12	H	Kentucky	58	71			28	H	Tennessee	76	71		
		57	A	Auburn	57	49			25	A	Florida	81	83		
		75	A	Vanderbilt	75	63			4	H	South Carolina	63	70		
		123	H	LSU	68	54			159	A	Alabama	59	56		
		177	A	Ole Miss	62	48			44	H	Missouri	81	77		

Non-Div I Games:

Texas A&amp;M

■ Loss, 
 ■ Non-Conf, S Site, 
 ■ Home 
 ■ Away 
 N Neutral

Team Record				Through Games of March 9, 2010						
Average RPI Win:	294	WON-LOST	WINNING	LAST 10	STRENGTH OF	OPP. STRENGTH	TEAM	ADJ.	CONF.	ADJ CONF.
Average RPI Loss:	194	RECORD	PCT. RANK	GAMES	SCHEDULE	OF SCHEDULE	RPI	RPI	RPI	RPI
DIV. I ONLY	18- 10	91	7- 3	348	319	231	231	31	31	
DIV. I NON-CONF.	4- 6	201	0- 0	345	85	292	292	31	31	
-----										
TOTALS	RPI 1-25	RPI 26-50		W-L RECORDS		RPI 51-100	RPI 101-150	RPI 150+		
18- 10	0- 0	0- 1		OVERALL		0- 0	0- 1	18- 8		
8- 4	0- 0	0- 0		HOME		0- 0	0- 0	8- 4		
9- 6	0- 0	0- 1		AWAY		0- 0	0- 1	9- 4		
1- 0	0- 0	0- 0		NEUTRAL		0- 0	0- 0	1- 0		
4- 6	0- 0	0- 1		NON-CONFERENCE		0- 0	0- 1	4- 4		
1- 2	0- 0	0- 0		HOME		0- 0	0- 0	1- 2		
2- 4	0- 0	0- 1		AWAY		0- 0	0- 1	2- 2		
1- 0	0- 0	0- 0		NEUTRAL		0- 0	0- 0	1- 0		
14- 4	0- 0	0- 0		CONFERENCE		0- 0	0- 0	14- 4		
7- 2	0- 0	0- 0		HOME		0- 0	0- 0	7- 2		
7- 2	0- 0	0- 0		AWAY		0- 0	0- 0	7- 2		
0- 0	0- 0	0- 0		NEUTRAL		0- 0	0- 0	0- 0		

[illegible]

Non-Div I Games:

Texas Southern

■ Loss, ■ Non-Conf, S Site, H Home A Away N Neutral

RPI	S	Opponent	Score
349	H	Mississippi Val.	76 38

Texas Southern

Average RPI Win:	227	WON-LOST	WINNING	LAST 10	STRENGTH OF	OPP. STRENGTH	TEAM	ADJ.	CONF.	ADJ CONF.
Average RPI Loss:	139	RECORD	PCT. RANK	GAMES	SCHEDULE	OF SCHEDULE	RPI	RPI	RPI	RPI
DIV. I ONLY	10- 19	259	2- 8	164	160	245	245	15	15	
DIV. I NON-CONF.	3- 5	218	0- 0	118	50	179	179	14	14	
TOTALS	RPI 1-25	RPI 26-50	W-L RECORDS	RPI 51-100	RPI 101-150	RPI 150+				
10- 19	0- 1	0- 4	OVERALL	0- 0	2- 7	8- 7				
7- 5	0- 0	0- 1	HOME	0- 0	1- 2	6- 2				
3- 10	0- 1	0- 2	AWAY	0- 0	1- 2	2- 5				
0- 4	0- 0	0- 1	NEUTRAL	0- 0	0- 3	0- 0				
3- 5	0- 1	0- 2	NON-CONFERENCE	0- 0	0- 2	3- 0				
2- 0	0- 0	0- 0	HOME	0- 0	0- 0	2- 0				
1- 2	0- 1	0- 1	AWAY	0- 0	0- 0	1- 0				
0- 3	0- 0	0- 1	NEUTRAL	0- 0	0- 2	0- 0				
7- 14	0- 0	0- 2	CONFERENCE	0- 0	2- 5	5- 7				
5- 5	0- 0	0- 1	HOME	0- 0	1- 2	4- 2				
2- 8	0- 0	0- 1	AWAY	0- 0	1- 2	1- 5				
0- 1	0- 0	0- 0	NEUTRAL	0- 0	0- 1	0- 0				

RPI 1-25				RPI 26-50				RPI 51-100				RPI 101+ Team's RPI: 245			
RPI	S	Opponent	Score	RPI	S	Opponent	Score	RPI	S	Opponent	Score	RPI	S	Opponent	Score
19	A	Texas A&M	50 87	39	A	Arkansas St.	50 87					105	A	Little Rock	45 57
				39	H	Arkansas St.	59 74					105	H	Little Rock	67 57
				44	A	Missouri	56 82					105	N	Little Rock	50 62
				46	N	Duke	34 85					128	A	La.-Lafayette	46 42
												128	H	La.-Lafayette	47 59
												130	N	Iowa St.	61 83
												131	N	Idaho	55 75
												136	A	Troy	79 112
												136	H	Troy	73 88
												152	A	UT Arlington	69 78
												152	H	UT Arlington	48 80
												192	A	South Ala.	73 71
												192	H	South Ala.	56 70
												237	H	North Texas	64 62
												248	A	Houston Baptist	71 66
												257	A	Appalachian St.	71 90
												257	H	Appalachian St.	87 76
												264	H	UTSA	72 64
												270	A	La.-Monroe	59 63
												270	H	La.-Monroe	63 57
												271	A	Georgia St.	62 73
												271	H	Georgia St.	80 71
												294	A	Ga. Southern	64 78
												294	H	Ga. Southern	61 56
LAST 12 Division I GAMES:															
				105	N	Little Rock	50 62					128	H	La.-Lafayette	47 59
				192	H	South Ala.	56 70					270	H	La.-Monroe	63 57
				136	H	Troy	73 88					257	H	Appalachian St.	87 76
				152	A	UT Arlington	69 78					152	H	UT Arlington	48 80
				105	A	Little Rock	45 57					294	A	Ga. Southern	64 78
				39	A	Arkansas St.	50 87					271	A	Georgia St.	62 73

Non-Div I Games: Tex. A&amp;M-Commerce 80 60 St. Edward's 52 44

Texas St.

■ Loss, 
 ■ Non-Conf, 
 ■ S Site, 
 ■ Home 
 ■ A Away 
 N Neutral

Average RPI Win:	208	WON-LOST	WINNING	LAST 10	STRENGTH OF	OPP. STRENGTH	TEAM	ADJ.	CONF.	ADJ CONF.
Average RPI Loss:	40	RECORD	PCT. RANK	GAMES	SCHEDULE	OF SCHEDULE	RPI	RPI	RPI	RPI
DIV. I ONLY	13- 18	222	2- 8	41	48	138	138	3	3	
DIV. I NON-CONF.	9- 2	37	0- 0	209	296	98	98	3	3	
TOTALS	RPI 1-25	RPI 26-50	W-L RECORDS	RPI 51-100	RPI 101-150	RPI 150+				
13- 18	0- 7	0- 7	OVERALL	1- 1	3- 3	9- 0				
10- 7	0- 3	0- 3	HOME	1- 0	2- 1	7- 0				
1- 9	0- 0	0- 0	AWAY	0- 0	0- 0	1- 0				
2- 2	0- 1	0- 1	NEUTRAL	0- 0	1- 0	1- 0				
9- 2	0- 0	0- 1	NON-CONFERENCE	1- 1	1- 0	7- 0				
8- 0	0- 0	0- 0	HOME	1- 0	1- 0	6- 0				
0- 1	0- 0	0- 0	AWAY	0- 1	0- 0	0- 0				
1- 1	0- 0	0- 1	NEUTRAL	0- 0	0- 0	1- 0				
4- 16	0- 7	0- 6	CONFERENCE	0- 0	2- 3	2- 0				
2- 7	0- 3	0- 3	HOME	0- 0	1- 1	1- 0				
1- 8	0- 3	0- 3	AWAY	0- 0	0- 2	1- 0				
1- 1	0- 1	0- 0	NEUTRAL	0- 0	1- 0	0- 0				

RPI	S	Opponent	Score	RPI	S	Opponent	Score	RPI	S	Opponent	Score	RPI	S	Opponent	Score	Team's RPI: 138
2	A	Baylor	43 69	30	A	Oklahoma	53 92	64	A	Santa Clara	70 75	107	A	TCU	48 69	
2	H	Baylor	36 66	30	H	Oklahoma	60 70	77	H	Abilene Christian	71 65	107	H	TCU	69 78	
2	N	Baylor	51 82	31	A	Oklahoma St.	57 70					130	A	Iowa St.	48 77	
7	A	Texas	62 86	31	H	Oklahoma St.	46 69					130	H	Iowa St.	69 66	
7	H	Texas	55 76	33	N	Washington	73 77					130	N	Iowa St.	89 84	
22	A	West Virginia	57 79	49	A	Kansas St.	53 65					131	H	Idaho	78 62	
22	H	West Virginia	42 69	49	H	Kansas St.	53 65					163	N	Fordham	62 48	
LAST 12 Division I GAMES:																
		2 N Baylor	51 82			130 A Iowa St.	48 77									
		130 N Iowa St.	89 84			2 H Baylor	36 66									
		30 H Oklahoma	60 70			31 A Oklahoma St.	57 70									
		220 A Kansas	69 58			22 H West Virginia	42 69									
		7 H Texas	55 76			220 H Kansas	54 44									
		49 A Kansas St.	53 65			2 A Baylor	43 69									

Non-Div I Games:

Texas Tech

■ Loss, 
 ■ Non-Conf, 
 ■ S Site, 
 ■ H Home 
 ■ A Away 
 N Neutral

Average RPI Win:	216	WON-LOST	WINNING	LAST 10	STRENGTH OF	OPP. STRENGTH	TEAM	ADJ.	CONF.	ADJ CONF.
Average RPI Loss:	73	RECORD	PCT. RANK	GAMES	SCHEDULE	OF SCHEDULE	RPI	RPI	RPI	RPI
DIV. I ONLY	17- 13	139	6- 4	91	113	113	113	11	11	
DIV. I NON-CONF.	5- 6	180	0- 0	83	74	142	142	13	13	
TOTALS	RPI 1-25	RPI 26-50	W-L RECORDS	RPI 51-100	RPI 101-150	RPI 150+				
17- 13	0- 1	0- 2	OVERALL	3- 7	3- 3	11- 0				
8- 5	0- 0	0- 0	HOME	1- 4	2- 1	5- 0				
7- 5	0- 0	0- 0	AWAY	1- 0	1- 0	5- 0				
2- 3	0- 0	0- 1	NEUTRAL	1- 1	0- 1	1- 0				
5- 6	0- 1	0- 2	NON-CONFERENCE	1- 2	0- 1	4- 0				
2- 2	0- 0	0- 0	HOME	0- 1	0- 1	2- 0				
1- 2	0- 1	0- 1	AWAY	0- 0	0- 0	1- 0				
2- 2	0- 0	0- 1	NEUTRAL	1- 1	0- 0	1- 0				
12- 7	0- 0	0- 0	CONFERENCE	2- 5	3- 2	7- 0				
6- 3	0- 0	0- 0	HOME	1- 3	2- 0	3- 0				
6- 3	0- 0	0- 0	AWAY	1- 2	1- 1	4- 0				
0- 1	0- 0	0- 0	NEUTRAL	0- 0	0- 1	0- 0				

RPI 1-25			RPI 26-50			RPI 51-100			RPI 101+ Team's RPI: 113		
RPI	S	Opponent	Score	RPI	S	Opponent	Score	RPI	S	Opponent	Score
1	A	Notre Dame	39 74	36	A	St. Bonaventure	63 74	51	H	Ohio	57 77
				48	N	Albany (NY)	55 63	60	A	Ball St.	69 75
								60	H	Ball St.	58 68
								68	A	Central Mich.	81 79
								68	H	Central Mich.	76 72
								72	N	VCU	80 61
								80	A	Eastern Mich.	41 59
								80	H	Eastern Mich.	46 58
								85	H	Dayton	57 83
								93	N	Harvard	70 76
LAST 12 Division I GAMES:											
118	N	Akron	71 73	259	A	Bowling Green	68 60	118	A	Akron	71 81
60	H	Ball St.	58 68	51	H	Ohio	57 77	118	N	Akron	71 73
68	H	Central Mich.	76 72	121	H	Buffalo	71 60	121	H	Buffalo	71 60
262	A	Northern Ill.	89 83	319	A	Kent St.	67 64	124	H	Arizona	59 62
80	H	Eastern Mich.	46 58	146	A	Western Mich.	80 68	146	A	Western Mich.	80 68
68	A	Central Mich.	81 79	259	H	Bowling Green	75 61	146	H	Western Mich.	80 73
								249	N	Columbia	88 75
								250	A	Ill.-Chicago	60 51
								259	A	Bowling Green	68 60
								259	H	Bowling Green	75 61
								260	H	Cleveland St.	66 53
								262	A	Northern Ill.	89 83
								262	H	Northern Ill.	66 59
								282	A	Miami (OH)	55 50
								319	A	Kent St.	67 64
								319	H	Kent St.	73 67
								337	H	Ark.-Pine Bluff	74 47

Non-Div I Games:

Toledo

■ Loss, 
 ■ Non-Conf, S Site, 
 ■ Home 
 ■ Away 
 N Neutral

Average RPI Win:	202	WON-LOST	WINNING	LAST 10	STRENGTH OF	OPP. STRENGTH	TEAM	ADJ.	CONF.	ADJ CONF.
Average RPI Loss:	155	RECORD	PCT. RANK	GAMES	SCHEDULE	OF SCHEDULE	RPI	RPI	RPI	RPI
DIV. I ONLY	7- 23	301	2- 8	182	164	285	285	12	12	
DIV. I NON-CONF.	3- 8	258	0- 0	268	268	297	297	11	11	
TOTALS	RPI 1-25	RPI 26-50	W-L RECORDS	RPI 51-100	RPI 101-150	RPI 150+				
7- 23	0- 0	0- 2	OVERALL	1- 7	0- 1	6- 13				
4- 9	0- 0	0- 1	HOME	1- 3	0- 0	3- 5				
1- 14	0- 0	0- 1	AWAY	0- 4	0- 1	1- 8				
2- 0	0- 0	0- 0	NEUTRAL	0- 0	0- 0	2- 0				
3- 8	0- 0	0- 0	NON-CONFERENCE	0- 2	0- 1	3- 5				
2- 2	0- 0	0- 0	HOME	0- 1	0- 0	2- 1				
0- 6	0- 0	0- 0	AWAY	0- 1	0- 1	0- 4				
1- 0	0- 0	0- 0	NEUTRAL	0- 0	0- 0	1- 0				
4- 15	0- 0	0- 2	CONFERENCE	1- 5	0- 0	3- 8				
2- 7	0- 0	0- 1	HOME	1- 2	0- 0	1- 4				
1- 8	0- 0	0- 1	AWAY	0- 3	0- 0	1- 4				
1- 0	0- 0	0- 0	NEUTRAL	0- 0	0- 0	1- 0				

RPI S	Opponent	Score	RPI S	Opponent	Score	RPI S	Opponent	Score	RPI S	Opponent	Score	Team's RPI: 285
34	A James Madison	45 61	34	H James Madison	57 64	57	H Auburn	52 74	101	A Georgetown	46 82	
						65	A Hofstra	60 64	158	A Northeastern	72 71	
						65	H Hofstra	56 74	158	H Northeastern	63 81	
						81	A Drexel	40 56	162	A Delaware	64 69	
						81	H Drexel	33 74	162	H Delaware	62 66	
						82	A Minnesota	86 105	166	A George Mason	76 88	
						89	A Elon	58 80	167	A Cornell	60 88	
						89	H Elon	85 78	184	H UMBC	61 51	
									215	A William & Mary	65 78	
									215	H William & Mary	54 73	
									215 N	William & Mary	71 65	
									224	A Col. of Charleston	55 67	
									224	H Col. of Charleston	62 51	
									239 N	Western Ill.	83 77	
									243	H Coppin St.	69 81	
									274	A UNCW	51 53	
									274	H UNCW	49 52	
									284	A Rider	72 78	
									304	H UMKC	70 47	
									327	A North Florida	72 74	
LAST 12 Division I GAMES:												
215 N	William & Mary	71 65	224	H Col. of Charleston	62 51							
81	H Drexel	33 74	89	A Elon	58 80							
158	H Northeastern	63 81	65	H Hofstra	56 74							
215	A William & Mary	65 78	162	H Delaware	62 66							
34	A James Madison	45 61	224	A Col. of Charleston	55 67							
81	A Drexel	40 56	274	A UNCW	51 53							

Non-Div I Games:

Towson

■ Loss, 
 ■ Non-Conf, 
 ■ S Site, 
 ■ H Home 
 ■ A Away 
 N Neutral

Average RPI Win:	234	WON-LOST	WINNING	LAST 10	STRENGTH OF	OPP. STRENGTH	TEAM	ADJ.	CONF.	ADJ CONF.
Average RPI Loss:	137	RECORD	PCT. RANK	GAMES	SCHEDULE	OF SCHEDULE	RPI	RPI	RPI	RPI
DIV. I ONLY	16- 12	136	8- 2	204	206	136	136	15	15	
DIV. I NON-CONF.	3- 4	197	0- 0	184	266	148	148	14	14	
TOTALS	RPI 1-25	RPI 26-50	W-L RECORDS	RPI 51-100	RPI 101-150	RPI 150+				
16- 12	0- 0	0- 2	OVERALL	0- 2	2- 3	14- 5				
8- 3	0- 0	0- 1	HOME	0- 0	2- 0	6- 2				
7- 9	0- 0	0- 1	AWAY	0- 2	0- 3	7- 3				
1- 0	0- 0	0- 0	NEUTRAL	0- 0	0- 0	1- 0				
3- 4	0- 0	0- 0	NON-CONFERENCE	0- 2	0- 1	3- 1				
1- 0	0- 0	0- 0	HOME	0- 0	0- 0	1- 0				
2- 4	0- 0	0- 0	AWAY	0- 2	0- 1	2- 1				
0- 0	0- 0	0- 0	NEUTRAL	0- 0	0- 0	0- 0				
13- 8	0- 0	0- 2	CONFERENCE	0- 0	2- 2	11- 4				
7- 3	0- 0	0- 1	HOME	0- 0	2- 0	5- 2				
5- 5	0- 0	0- 1	AWAY	0- 0	0- 2	5- 2				
1- 0	0- 0	0- 0	NEUTRAL	0- 0	0- 0	1- 0				

RPI S	Opponent	Score	RPI S	Opponent	Score	RPI S	Opponent	Score	RPI S	Opponent	Score	Team's RPI: 136
39	A Arkansas St.	80 94	39	H Arkansas St.	81 101	75	A Vanderbilt	43 97	105	A Little Rock	64 79	
						78	A Belmont	93 102	105	H Little Rock	78 71	
									110	A Samford	69 73	
									128	A La.-Lafayette	53 56	
									128	H La.-Lafayette	90 83	
									152	A UT Arlington	80 70	
									152	H UT Arlington	88 71	
									155	A UAB	67 89	
									192	A South Ala.	63 65	
									192	H South Ala.	71 75	
									192 N	South Ala.	62 49	
									245	A Texas St.	88 73	
									245	H Texas St.	112 79	
									246	A Alabama St.	73 59	
									257	A Appalachian St.	100 89	
									257	H Appalachian St.	81 96	
									270	A La.-Monroe	73 77	
									270	H La.-Monroe	74 64	
									271	A Georgia St.	97 90	
									271	H Georgia St.	89 78	
									294	A Ga. Southern	81 66	
									294	H Ga. Southern	84 68	
									307	H Nicholls St.	104 51	
									318	A Southeastern La.	100 90	
LAST 12 Division I GAMES:												
192 N	South Ala.	62 49	192	A South Ala.	63 65							
152	A UT Arlington	80 70	271	H Georgia St.	89 78							
245	A Texas St.	88 73	294	H Ga. Southern	84 68							
270	H La.-Monroe	74 64	39	A Arkansas St.	80 94							
128	H La.-Lafayette	90 83	105	A Little Rock	64 79							
257	A Appalachian St.	100 89	257	H Appalachian St.	81 96							

Non-Div I Games: West Ala. 103 72 Fort Valley St. 118 72

Troy



Average RPI Win:	<b>192</b>	WON-LOST	WINNING	LAST 10	STRENGTH OF	OPP. STRENGTH	TEAM	ADJ.	CONF.	ADJ CONF.
Average RPI Loss:	<b>36</b>	RECORD	PCT. RANK	GAMES	SCHEDULE	OF SCHEDULE	RPI	RPI	RPI	RPI
DIV. I ONLY	<b>21- 11</b>	<b>80</b>	<b>6- 4</b>	<b>82</b>	<b>78</b>	<b>74</b>	<b>74</b>	<b>9</b>	<b>9</b>	
DIV. I NON-CONF.	<b>9- 3</b>	<b>69</b>	<b>0- 0</b>	<b>71</b>	<b>75</b>	<b>53</b>	<b>53</b>	<b>7</b>	<b>7</b>	
TOTALS	RPI 1-25	RPI 26-50	W-L RECORDS	RPI 51-100	RPI 101-150	RPI 150+				
21- 11	0- 7	0- 0	OVERALL	1- 3	7- 1	13- 0				
13- 3	0- 2	0- 0	HOME	1- 1	4- 0	8- 0				
6- 5	0- 3	0- 0	AWAY	0- 1	1- 1	5- 0				
2- 3	0- 2	0- 0	NEUTRAL	0- 1	2- 0	0- 0				
9- 3	0- 2	0- 0	NON-CONFERENCE	1- 1	4- 0	4- 0				
7- 0	0- 0	0- 0	HOME	1- 0	3- 0	3- 0				
1- 1	0- 1	0- 0	AWAY	0- 0	0- 0	1- 0				
1- 2	0- 1	0- 0	NEUTRAL	0- 1	1- 0	0- 0				
12- 8	0- 5	0- 0	CONFERENCE	0- 2	3- 1	9- 0				
6- 3	0- 2	0- 0	HOME	0- 1	1- 0	5- 0				
5- 4	0- 2	0- 0	AWAY	0- 1	1- 1	4- 0				
1- 1	0- 1	0- 0	NEUTRAL	0- 0	1- 0	0- 0				

RPI	S	Opponent	Score	RPI	S	Opponent	Score	RPI	S	Opponent	Score	RPI	S	Opponent	Score
3	A	UConn	40 <b>80</b>					52	N	Rutgers	51 <b>75</b>	105	H	Little Rock	69 53
3	H	UConn	38 <b>96</b>					54	H	Saint Louis	66 58	109	N	Virginia	67 62
3	N	UConn	35 <b>82</b>					71	A	Temple	67 <b>72</b>	111	A	Memphis	67 <b>83</b>
15	A	Florida St.	72 <b>78</b>					71	H	Temple	54 <b>72</b>	111	N	Memphis	70 64
20	A	South Fla.	65 <b>77</b>									123	H	LSU	67 63
20	H	South Fla.	67 <b>71</b>									145	H	McNeese St.	74 55
23	N	Green Bay	58 <b>79</b>									148	A	East Carolina	66 51
												148	H	East Carolina	78 73
												151	H	Southern U.	77 48
												177	A	Ole Miss	61 59
												191	A	Tulsa	71 47
												191	H	Tulsa	61 42
												195	A	SMU	54 42
												195	H	SMU	76 64
												240	H	Cincinnati	70 51
												277	A	UCF	65 53
												277	H	UCF	75 54
												286	A	Houston	59 56
												286	H	Houston	70 48
												306	H	Jackson St.	92 49
												312	H	UNCG	74 53
LAST 12 Division I GAMES:															
3	N	UConn	35 <b>82</b>	277	A	UCF	65 53								
111	N	Memphis	70 64	195	H	SMU	76 64								
240	H	Cincinnati	70 51	20	A	South Fla.	65 <b>77</b>								
3	A	UConn	40 <b>80</b>	286	A	Houston	59 56								
71	A	Temple	67 <b>72</b>	3	H	UConn	38 <b>96</b>								
191	H	Tulsa	61 42	71	H	Temple	54 <b>72</b>								

Non-Div I Games:

Tulane

■ Loss, 
■ Non-Conf, 
■ S Site, 
■ Home 
■ A Away 
N Neutral

Average RPI Win: <b>200</b>	WON-LOST	WINNING	LAST 10	STRENGTH OF	OPP. STRENGTH	TEAM	ADJ.	CONF.	ADJ CONF.
Average RPI Loss: <b>105</b>	RECORD	PCT. RANK	GAMES	SCHEDULE	OF SCHEDULE	RPI	RPI	RPI	RPI
DIV. I ONLY	<b>12- 19</b>	<b>241</b>	<b>5- 5</b>	<b>123</b>	<b>84</b>	<b>191</b>	<b>191</b>	<b>9</b>	<b>9</b>
DIV. I NON-CONF.	<b>3- 8</b>	<b>258</b>	<b>0- 0</b>	<b>65</b>	<b>80</b>	<b>193</b>	<b>193</b>	<b>7</b>	<b>7</b>
TOTALS	RPI 1-25	RPI 26-50	W-L RECORDS	RPI 51-100	RPI 101-150	RPI 150+			
12- 19	0- 3	0- 2	OVERALL	0- 7	5- 2	7- 5			
5- 9	0- 2	0- 2	HOME	0- 1	1- 2	4- 2			
6- 7	0- 1	0- 0	AWAY	0- 4	4- 0	2- 2			
1- 3	0- 0	0- 0	NEUTRAL	0- 2	0- 0	1- 1			
3- 8	0- 0	0- 2	NON-CONFERENCE	0- 3	2- 1	1- 2			
1- 4	0- 0	0- 2	HOME	0- 0	0- 1	1- 1			
2- 2	0- 0	0- 0	AWAY	0- 2	2- 0	0- 0			
0- 2	0- 0	0- 0	NEUTRAL	0- 1	0- 0	0- 1			
9- 11	0- 3	0- 0	CONFERENCE	0- 4	3- 1	6- 3			
4- 5	0- 2	0- 0	HOME	0- 1	1- 1	3- 1			
4- 5	0- 1	0- 0	AWAY	0- 2	2- 0	2- 2			
1- 1	0- 0	0- 0	NEUTRAL	0- 1	0- 0	1- 0			

RPI	S	Opponent	Score	RPI	S	Opponent	Score	RPI	S	Opponent	Score	RPI	S	Opponent	Score	Team's RPI: 191
3	A	UConn	35 <b>95</b>	30	H	Oklahoma	62 <b>75</b>	54	A	Saint Louis	73 <b>82</b>	105	A	Little Rock	74 63	
3	H	UConn	30 <b>94</b>	49	H	Kansas St.	67 <b>75</b>	71	A	Temple	46 <b>66</b>	111	A	Memphis	65 59	
20	H	South Fla.	66 <b>72</b>					71	N	Temple	52 <b>78</b>	111	H	Memphis	58 <b>69</b>	
								74	A	Tulane	42 <b>61</b>	139	H	Oral Roberts	53 <b>59</b>	
								74	H	Tulane	47 <b>71</b>	141	A	Arkansas	74 67	
								94	A	UNI	59 <b>75</b>	148	A	East Carolina	55 54	
								98	N	Drake	80 <b>91</b>	148	H	East Carolina	81 79	
												166	N	George Mason	63 <b>64</b>	
												181	H	Grambling	79 51	
												195	A	SMU	45 <b>62</b>	
												195	H	SMU	56 54	
												226	H	Indiana St.	63 <b>67</b>	
												240	A	Cincinnati	76 63	
												240	H	Cincinnati	53 <b>55</b>	
												277	A	UCF	74 <b>75</b>	
												277	H	UCF	95 71	
												286	A	Houston	79 62	
												286	H	Houston	44 28	
												286	N	Houston	76 38	
LAST 12 Division I GAMES:																
		71	N	Temple	52	<b>78</b>		277	H	UCF	95	71				
		286	N	Houston	76	38		286	H	Houston	44	28				
		240	A	Cincinnati	76	63		148	A	East Carolina	55	54				
		20	H	South Fla.	66	<b>72</b>		277	A	UCF	74	<b>75</b>				
		74	A	Tulane	42	<b>61</b>		3	H	UConn	30	<b>94</b>				
		195	A	SMU	45	<b>62</b>		111	H	Memphis	58	<b>69</b>				

Non-Div I Games:

Tulsa

■ Loss, 
 ■ Non-Conf, 
 ■ S Site, 
 ■ Home 
 ■ A Away 
 N Neutral

Average RPI Win:	210	WON-LOST	WINNING	LAST 10	STRENGTH OF	OPP. STRENGTH	TEAM	ADJ.	CONF.	ADJ CONF.
Average RPI Loss:	112	RECORD	PCT. RANK	GAMES	SCHEDULE	OF SCHEDULE	RPI	RPI	RPI	RPI
DIV. I ONLY	15- 15	164	5- 5	126	145	155	155	13	13	
DIV. I NON-CONF.	7- 4	110	0- 0	173	239	118	118	10	10	
TOTALS	RPI 1-25	RPI 26-50	W-L RECORDS	RPI 51-100	RPI 101-150	RPI 150+				
15- 15	0- 1	0- 4	OVERALL	1- 4	3- 2	11- 4				
10- 4	0- 0	0- 1	HOME	1- 1	3- 1	6- 1				
3- 10	0- 1	0- 2	AWAY	0- 3	0- 1	3- 3				
2- 1	0- 0	0- 1	NEUTRAL	0- 0	0- 0	2- 0				
7- 4	0- 1	0- 1	NON-CONFERENCE	0- 2	2- 0	5- 0				
5- 0	0- 0	0- 0	HOME	0- 0	2- 0	3- 0				
1- 3	0- 1	0- 0	AWAY	0- 2	0- 0	1- 0				
1- 1	0- 0	0- 1	NEUTRAL	0- 0	0- 0	1- 0				
8- 11	0- 0	0- 3	CONFERENCE	1- 2	1- 2	6- 4				
5- 4	0- 0	0- 1	HOME	1- 1	1- 1	3- 1				
2- 7	0- 0	0- 2	AWAY	0- 1	0- 1	2- 3				
1- 0	0- 0	0- 0	NEUTRAL	0- 0	0- 0	1- 0				

RPI	S	Opponent	Score	RPI	S	Opponent	Score	RPI	S	Opponent	Score	RPI	S	Opponent	Score	Team's RPI: 155
15	A	Florida St.	44 84	32	A	UTEP	54 62	57	A	Auburn	71 85	110	H	Samford	61 41	
				35	A	Western Ky.	55 64	67	A	Middle Tenn.	40 68	135	A	Marshall	65 73	
				35	H	Western Ky.	49 63	67	H	Middle Tenn.	72 77	135	H	Marshall	61 64	
				47	N	North Carolina St.	56 67	76	H	Charlotte	75 57	136	H	Troy	89 67	
								78	A	Belmont	62 63	144	H	Old Dominion	58 55	
												175	A	Fla. Atlantic	67 62	
												175	H	Fla. Atlantic	51 52	
												185	H	Southern Miss.	53 49	
												185	N	Southern Miss.	64 46	
												192	A	South Ala.	53 39	
												203	H	Louisiana Tech	64 49	
												223	A	Rice	64 55	
												237	A	North Texas	51 53	
												251	N	High Point	56 46	
												264	A	UTSA	52 54	
												288	H	South Carolina St.	71 38	
												302	A	FIU	61 72	
												302	H	FIU	71 42	
												337	H	Ark.-Pine Bluff	82 32	
												349	H	Mississippi Val.	80 33	
LAST 12 Division I GAMES:																
185	N	Southern Miss.	64 46	203	H	Louisiana Tech	64 49									
175	H	Fla. Atlantic	51 52	185	H	Southern Miss.	53 49									
302	H	FIU	71 42	175	A	Fla. Atlantic	67 62									
35	A	Western Ky.	55 64	302	A	FIU	61 72									
135	A	Marshall	65 73	135	H	Marshall	61 64									
67	H	Middle Tenn.	72 77	35	H	Western Ky.	49 63									

Non-Div I Games:

UAB

■ Loss, 
 ■ Non-Conf, 
 ■ S Site, 
 ■ Home 
 ■ A Away 
 N Neutral

Average RPI Win:	260	WON-LOST	WINNING	LAST 10	STRENGTH OF	OPP. STRENGTH	TEAM	ADJ.	CONF.	ADJ CONF.
Average RPI Loss:	128	RECORD	PCT. RANK	GAMES	SCHEDULE	OF SCHEDULE	RPI	RPI	RPI	RPI
DIV. I ONLY	17- 12	126	6- 4	293	218	180	180	22	22	
DIV. I NON-CONF.	6- 6	160	0- 0	263	135	197	197	21	21	
TOTALS	RPI 1-25	RPI 26-50	W-L RECORDS	RPI 51-100	RPI 101-150	RPI 150+				
17- 12	0- 1	0- 1	OVERALL	1- 3	1- 3	15- 4				
7- 5	0- 1	0- 0	HOME	0- 1	1- 1	6- 2				
9- 5	0- 0	0- 0	AWAY	1- 2	0- 2	8- 1				
1- 2	0- 0	0- 1	NEUTRAL	0- 0	0- 0	1- 1				
6- 6	0- 1	0- 1	NON-CONFERENCE	1- 1	0- 0	5- 3				
1- 3	0- 1	0- 0	HOME	0- 0	0- 0	1- 2				
5- 1	0- 0	0- 0	AWAY	1- 1	0- 0	4- 0				
0- 2	0- 0	0- 1	NEUTRAL	0- 0	0- 0	0- 1				
11- 6	0- 0	0- 0	CONFERENCE	0- 2	1- 3	10- 1				
6- 2	0- 0	0- 0	HOME	0- 1	1- 1	5- 0				
4- 4	0- 0	0- 0	AWAY	0- 1	0- 2	4- 1				
1- 0	0- 0	0- 0	NEUTRAL	0- 0	0- 0	1- 0				

RPI 1-25				RPI 26-50				RPI 51-100				RPI 101+ Team's RPI: 180			
RPI	S	Opponent	Score	RPI	S	Opponent	Score	RPI	S	Opponent	Score	RPI	S	Opponent	Score
10	H	Stanford	45 74	48	N	Albany (NY)	70 80	53	A	St. Mary's (CA)	78 71	120	A	Hawaii	50 70
								58	A	UC Riverside	73 80	120	H	Hawaii	60 58
								58	H	UC Riverside	76 90	124	A	Long Beach St.	64 74
								88	A	Utah	58 88	124	H	Long Beach St.	62 75
												171	H	Sacramento St.	77 92
												176	H	Pacific	53 66
												186	A	Cal Poly	75 57
												186	H	Cal Poly	82 71
												206	A	Utah Valley	59 55
												234	A	San Diego St.	65 54
												266	A	UC Santa Barbara	59 66
												266	H	UC Santa Barbara	80 51
												266	N	UC Santa Barbara	71 67
												292	A	Portland	72 47
												296	N	Florida A&M	58 61
												300	A	CSUN	75 52
												300	H	CSUN	57 50
												321	A	Portland St.	82 70
												336	A	UC Irvine	76 70
												336	H	UC Irvine	74 61
												339	A	Cal St. Fullerton	63 59
												339	H	Cal St. Fullerton	80 56
												341	H	Air Force	66 40
LAST 12 Division I GAMES:															
				266	N	UC Santa Barbara	71 67	339	H	Cal St. Fullerton	80 56				
				336	A	UC Irvine	76 70	186	H	Cal Poly	82 71				
				124	A	Long Beach St.	64 74	339	A	Cal St. Fullerton	63 59				
				300	H	CSUN	57 50	58	A	UC Riverside	73 80				
				58	H	UC Riverside	76 90	266	H	UC Santa Barbara	80 51				
				120	A	Hawaii	50 70	124	H	Long Beach St.	62 75				

Non-Div I Games: Cal St. Monterey Ba91 36

UC Davis

■ Loss, 
 ■ Non-Conf, 
 ■ S Site, 
 ■ Home 
 ■ A Away 
 N Neutral

Average RPI Win:	333	WON-LOST	WINNING	LAST 10	STRENGTH OF	OPP. STRENGTH	TEAM	ADJ.	CONF.	ADJ CONF.
Average RPI Loss:	177	RECORD	PCT. RANK	GAMES	SCHEDULE	OF SCHEDULE	RPI	RPI	RPI	RPI
DIV. I ONLY	3- 27	342	0- 10	284	207	336	336	22	22	
DIV. I NON-CONF.	2- 11	306	0- 0	265	104	313	313	21	21	
TOTALS	RPI 1-25	RPI 26-50	W-L RECORDS	RPI 51-100	RPI 101-150	RPI 150+				
3- 27	0- 1	0- 2	OVERALL	0- 3	0- 4	3- 17				
1- 12	0- 0	0- 1	HOME	0- 1	0- 2	1- 8				
2- 14	0- 0	0- 0	AWAY	0- 0	0- 0	2- 1				
0- 1	0- 0	0- 1	NEUTRAL	0- 0	0- 0	0- 0				
2- 11	0- 1	0- 2	NON-CONFERENCE	0- 1	0- 0	2- 7				
1- 3	0- 0	0- 1	HOME	0- 0	0- 0	1- 2				
1- 7	0- 1	0- 0	AWAY	0- 1	0- 0	1- 5				
0- 1	0- 0	0- 1	NEUTRAL	0- 0	0- 0	0- 0				
1- 16	0- 0	0- 0	CONFERENCE	0- 2	0- 4	1- 10				
0- 9	0- 0	0- 0	HOME	0- 1	0- 2	0- 6				
1- 7	0- 0	0- 0	AWAY	0- 1	0- 2	1- 4				
0- 0	0- 0	0- 0	NEUTRAL	0- 0	0- 0	0- 0				

RPI 1-25				RPI 26-50				RPI 51-100				RPI 101+ Team's RPI: 336			
RPI	S	Opponent	Score	RPI	S	Opponent	Score	RPI	S	Opponent	Score	RPI	S	Opponent	Score
9	A	UCLA	48 83	38	N	Princeton	42 83	55	A	Southern California	56 75	120	A	Hawaii	35 59
				42	H	St. John's (NY)	63 85	58	A	UC Riverside	69 93	120	H	Hawaii	65 83
								58	H	UC Riverside	72 84	124	A	Long Beach St.	49 67
												124	H	Long Beach St.	65 71
												171	A	Sacramento St.	78 126
												180	A	UC Davis	61 74
												180	H	UC Davis	70 76
												186	A	Cal Poly	38 50
												186	H	Cal Poly	54 72
												199	A	San Jose St.	58 79
												209	A	UNLV	52 72
												210	A	CSU Bakersfield	39 65
												228	H	Grand Canyon	53 58
												242	A	Loyola Marymount	50 95
												266	A	UC Santa Barbara	37 66
												266	H	UC Santa Barbara	62 80
												266	H	UC Santa Barbara	43 62
												300	A	CSUN	48 62
												300	H	CSUN	64 83
												310	H	Northern Ariz.	55 71
												325	H	Nevada	68 64
												334	A	Southern Utah	63 58
												339	A	Cal St. Fullerton	62 58
												339	H	Cal St. Fullerton	53 66
LAST 12 Division I GAMES:															
266	H	UC Santa Barbara	43 62	300	A	CSUN	48 62	266	H	UC Santa Barbara	62 80	339	A	Cal St. Fullerton	62 58
180	H	UC Davis	70 76	186	A	Cal Poly	38 50	120	A	Hawaii	35 59	300	H	CSUN	64 83
58	H	UC Riverside	72 84	124	A	Long Beach St.	49 67	339	A	Cal St. Fullerton	62 58				
266	A	UC Santa Barbara	37 66												
339	H	Cal St. Fullerton	53 66												

Non-Div I Games: San Diego Christian78 49

UC Irvine

■ Loss, 
 ■ Non-Conf, 
 ■ S Site, 
 ■ Home 
 ■ A Away 
 N Neutral

## UC Riverside

Through Games Of March 9, 2016

Average RPI Win:	227	WON-LOST	WINNING	LAST 10	STRENGTH OF	OPP. STRENGTH	TEAM	ADJ.	CONF.	ADJ CONF.
Average RPI Loss:	45	RECORD	PCT. RANK	GAMES	SCHEDULE	OF SCHEDULE	RPI	RPI	RPI	RPI
DIV. I ONLY	23- 7	40	10- 0	154	190	58	58	22	22	
DIV. I NON-CONF.	7- 7	160	0- 0	55	52	91	91	21	21	
TOTALS	RPI 1-25	RPI 26-50	W-L RECORDS	RPI 51-100	RPI 101-150	RPI 150+				
23- 7	0- 2	0- 2	OVERALL	0- 3	5- 0	18- 0				
11- 1	0- 1	0- 0	HOME	0- 0	3- 0	8- 0				
11- 6	0- 1	0- 2	AWAY	0- 3	2- 0	9- 0				
1- 0	0- 0	0- 0	NEUTRAL	0- 0	0- 0	1- 0				
7- 7	0- 2	0- 2	NON-CONFERENCE	0- 3	1- 0	6- 0				
3- 1	0- 1	0- 0	HOME	0- 0	1- 0	2- 0				
3- 6	0- 1	0- 2	AWAY	0- 3	0- 0	3- 0				
1- 0	0- 0	0- 0	NEUTRAL	0- 0	0- 0	1- 0				
16- 0	0- 0	0- 0	CONFERENCE	0- 0	4- 0	12- 0				
8- 0	0- 0	0- 0	HOME	0- 0	2- 0	6- 0				
8- 0	0- 0	0- 0	AWAY	0- 0	2- 0	6- 0				
0- 0	0- 0	0- 0	NEUTRAL	0- 0	0- 0	0- 0				

RPI 1-25				RPI 26-50				RPI 51-100				Team's RPI: 58	RPI 101+			
RPI	S	Opponent	Score	RPI	S	Opponent	Score	RPI	S	Opponent	Score		RPI	S	Opponent	Score
5	A	Oregon St.	65 86	32	A	UTEP	57 68	69	A	San Francisco	76 88		106	H	Fresno St.	86 68
9	H	UCLA	56 70	33	A	Washington	43 78	84	A	Oregon	81 95		120	A	Hawaii	77 74
								86	A	California	58 64		120	H	Hawaii	81 77
													124	A	Long Beach St.	78 60
													124	H	Long Beach St.	83 58
													180	A	UC Davis	90 76
													180	H	UC Davis	80 73
													186	A	Cal Poly	75 62
													186	H	Cal Poly	93 83
													210	H	CSU Bakersfield	81 61
													227	N	Southeast Mo. St.	85 67
													228	A	Grand Canyon	85 67
													234	A	San Diego St.	85 68
													242	H	Loyola Marymount	80 62
													266	A	UC Santa Barbara	83 53
													266	H	UC Santa Barbara	92 81
													273	A	Seattle	92 70
													300	A	CSUN	84 62
													300	H	CSUN	83 76
													336	A	UC Irvine	84 72
													336	H	UC Irvine	93 69
													339	A	Cal St. Fullerton	90 43
													339	H	Cal St. Fullerton	69 45
LAST 12 Division I GAMES:																
339	H	Cal St. Fullerton	69 45	186	A	Cal Poly	75 62									
336	A	UC Irvine	84 72	339	A	Cal St. Fullerton	90 43									
120	H	Hawaii	81 77	300	H	CSUN	83 76									
300	A	CSUN	84 62	180	H	UC Davis	80 73									
180	A	UC Davis	90 76	186	H	Cal Poly	93 83									
124	H	Long Beach St.	83 58	266	H	UC Santa Barbara	92 81									

Non-Div I Games:

UC Riverside

■ Loss, 
 ■ Non-Conf, 
 ■ S Site, 
 ■ Home 
 ■ Away 
 N Neutral

[illegible]

Loss, Non-Conf, S Site, H Home A Away N Neutral

Average RPI Win:	243	WON-LOST	WINNING	LAST 10	STRENGTH OF	OPP. STRENGTH	TEAM	ADJ.	CONF.	ADJ CONF.
Average RPI Loss:	120	RECORD	PCT. RANK	GAMES	SCHEDULE	OF SCHEDULE	RPI	RPI	RPI	RPI
DIV. I ONLY	7- 23	301	3- 7	157	95	277	277	9	9	
DIV. I NON-CONF.	3- 8	258	0- 0	129	169	245	245	7	7	
TOTALS	RPI 1-25	RPI 26-50	W-L RECORDS	RPI 51-100	RPI 101-150	RPI 150+				
7- 23	0- 4	0- 2	OVERALL	0- 4	0- 5	7- 8				
5- 10	0- 1	0- 2	HOME	0- 2	0- 3	5- 2				
2- 11	0- 2	0- 0	AWAY	0- 2	0- 2	2- 5				
0- 2	0- 1	0- 0	NEUTRAL	0- 0	0- 0	0- 1				
3- 8	0- 1	0- 2	NON-CONFERENCE	0- 0	0- 2	3- 3				
2- 4	0- 0	0- 2	HOME	0- 0	0- 1	2- 1				
1- 3	0- 0	0- 0	AWAY	0- 0	0- 1	1- 2				
0- 1	0- 1	0- 0	NEUTRAL	0- 0	0- 0	0- 0				
4- 15	0- 3	0- 0	CONFERENCE	0- 4	0- 3	4- 5				
3- 6	0- 1	0- 0	HOME	0- 2	0- 2	3- 1				
1- 8	0- 2	0- 0	AWAY	0- 2	0- 1	1- 3				
0- 1	0- 0	0- 0	NEUTRAL	0- 0	0- 0	0- 1				

RPI	S	Opponent	Score	RPI	S	Opponent	Score	RPI	S	Opponent	Score	RPI	S	Opponent	Score	Team's RPI: 277
3	A	UConn	51 106	31	H	Oklahoma St.	55 74	71	A	Temple	64 78	111	A	Memphis	59 75	
20	A	South Fla.	63 108	42	H	St. John's (NY)	42 70	71	H	Temple	63 71	111	H	Memphis	52 69	
20	H	South Fla.	49 88					74	A	Tulane	54 75	118	A	Akron	54 74	
25	N	Florida	79 93					74	H	Tulane	53 65	121	H	Buffalo	60 66	
												148	H	East Carolina	56 71	
												183	H	Butler	63 71	
												187	A	Stetson	68 83	
												191	A	Tulsa	71 95	
												191	H	Tulsa	75 74	
												192	A	South Ala.	77 36	
												195	A	SMU	50 65	
												195	H	SMU	66 54	
												195	N	SMU	74 83	
												238	A	Omaha	60 75	
												240	A	Cincinnati	80 60	
												240	H	Cincinnati	50 68	
												286	A	Houston	55 64	
												286	H	Houston	65 62	
												296	H	Florida A&M	93 55	
												302	H	FIU	89 72	
LAST 12 Division I GAMES:																
195	N	SMU	74 83	111	H	Memphis	52 69									
71	A	Temple	64 78	195	A	SMU	50 65									
286	H	Houston	65 62	286	A	Houston	55 64									
195	H	SMU	66 54	191	H	Tulsa	75 74									
74	H	Tulane	53 65	111	A	Memphis	59 75									
191	A	Tulsa	71 95	20	H	South Fla.	49 88									

Non-Div I Games:

UCF

■ Loss, 
 ■ Non-Conf, 
 ■ S Site, 
 ■ H Home 
 ■ A Away 
 N Neutral



Average RPI Win:	102	WON-LOST	WINNING	LAST 10	STRENGTH OF	OPP. STRENGTH	TEAM	ADJ.	CONF.	ADJ CONF.
Average RPI Loss:	25	RECORD	PCT. RANK	GAMES	SCHEDULE	OF SCHEDULE	RPI	RPI	RPI	RPI
DIV. I ONLY	24- 8	48	8- 2	5	3	9	9	1	1	
DIV. I NON-CONF.	8- 2	51	0- 0	12	28	11	11	1	1	
TOTALS	RPI 1-25	RPI 26-50	W-L RECORDS	RPI 51-100	RPI 101-150	RPI 150+				
24- 8	3- 5	3- 1	OVERALL	10- 2	3- 0	5- 0				
13- 1	3- 1	3- 0	HOME	4- 0	1- 0	2- 0				
8- 5	0- 0	0- 0	AWAY	5- 0	1- 0	2- 0				
3- 2	0- 2	0- 0	NEUTRAL	1- 0	1- 0	1- 0				
8- 2	0- 2	2- 0	NON-CONFERENCE	2- 0	0- 0	4- 0				
4- 1	0- 1	2- 0	HOME	0- 0	0- 0	2- 0				
3- 0	0- 0	0- 0	AWAY	2- 0	0- 0	1- 0				
1- 1	0- 1	0- 0	NEUTRAL	0- 0	0- 0	1- 0				
16- 6	3- 3	1- 1	CONFERENCE	8- 2	3- 0	1- 0				
9- 0	3- 0	1- 0	HOME	4- 0	1- 0	0- 0				
5- 5	0- 2	0- 1	AWAY	3- 2	1- 0	1- 0				
2- 1	0- 1	0- 0	NEUTRAL	1- 0	1- 0	0- 0				

RPI	S	Opponent	Score	RPI	S	Opponent	Score	RPI	S	Opponent	Score	RPI	S	Opponent	Score
1	N	Notre Dame	84 92	33	A	Washington	56 64	55	A	Southern California	68 71	124	A	Arizona	73 39
4	H	South Carolina	65 68	33	H	Washington	63 59	55	H	Southern California	78 73	124	H	Arizona	80 53
5	A	Oregon St.	54 64	34	H	James Madison	90 61	58	A	UC Riverside	70 56	124	N	Arizona	72 51
5	H	Oregon St.	71 51	42	H	St. John's (NY)	73 58	79	A	Michigan	86 77	171	A	Sacramento St.	109 76
5	N	Oregon St.	57 69					84	A	Oregon	77 72	201	A	Colorado	82 64
10	H	Stanford	56 36					84	H	Oregon	80 69	203	N	Louisiana Tech	68 57
11	A	Arizona St.	61 65					86	A	California	104 108	210	H	CSU Bakersfield	82 68
11	H	Arizona St.	74 61					86	H	California	75 56	336	H	UC Irvine	83 48
								86	N	California	73 67				
								88	A	Utah	69 63				
								97	A	Washington St.	75 73				
								97	H	Washington St.	73 61				
LAST 12 Division I GAMES:															
		5 N Oregon St.	57 69			84 A Oregon	77 72								
		86 N California	73 67			33 H Washington	63 59								
		124 N Arizona	72 51			97 H Washington St.	73 61								
		11 H Arizona St.	74 61			124 A Arizona	73 39								
		124 H Arizona	80 53			11 A Arizona St.	61 65								
		5 A Oregon St.	54 64			88 A Utah	69 63								

Non-Div I Games:

UCLA

■ Loss, 
 ■ Non-Conf, S Site, 
 ■ Home 
 ■ Away 
 N Neutral

Average RPI Win:	112	WON-LOST	WINNING	LAST 10	STRENGTH OF	OPP. STRENGTH	TEAM	ADJ.	CONF.	ADJ CONF.
Average RPI Loss:	0	RECORD	PCT. RANK	GAMES	SCHEDULE	OF SCHEDULE	RPI	RPI	RPI	RPI
DIV. I ONLY	32- 0	1	10- 0	18	32	3	3	9	9	
DIV. I NON-CONF.	11- 0	1	1- 0	1	1	1	1	7	7	
TOTALS	RPI 1-25	RPI 26-50	W-L RECORDS	RPI 51-100	RPI 101-150	RPI 150+				
32- 0	8- 0	3- 0	OVERALL	6- 0	6- 0	9- 0				
13- 0	2- 0	1- 0	HOME	3- 0	3- 0	4- 0				
14- 0	3- 0	2- 0	AWAY	2- 0	2- 0	5- 0				
5- 0	3- 0	0- 0	NEUTRAL	1- 0	1- 0	0- 0				
11- 0	5- 0	3- 0	NON-CONFERENCE	1- 0	1- 0	1- 0				
4- 0	1- 0	1- 0	HOME	1- 0	1- 0	0- 0				
5- 0	2- 0	2- 0	AWAY	0- 0	0- 0	1- 0				
2- 0	2- 0	0- 0	NEUTRAL	0- 0	0- 0	0- 0				
21- 0	3- 0	0- 0	CONFERENCE	5- 0	5- 0	8- 0				
9- 0	1- 0	0- 0	HOME	2- 0	2- 0	4- 0				
9- 0	1- 0	0- 0	AWAY	2- 0	2- 0	4- 0				
3- 0	1- 0	0- 0	NEUTRAL	1- 0	1- 0	0- 0				

RPI	S	Opponent	Score	RPI	S	Opponent	Score	RPI	S	Opponent	Score	RPI	S	Opponent	Score
1	H	Notre Dame	91 81	29	A	DePaul	86 70	71	A	Temple	85 60	111	A	Memphis	86 46
4	A	South Carolina	66 54	40	A	Chattanooga	79 31	71	H	Temple	104 49	111	H	Memphis	83 40
6	A	Ohio St.	100 56	49	H	Kansas St.	97 57	74	A	Tulane	96 38	123	H	LSU	86 40
8	N	Maryland	83 73					74	H	Tulane	80 40	148	A	East Carolina	84 41
15	N	Florida St.	73 49					74	N	Tulane	82 35	148	H	East Carolina	92 46
20	A	South Fla.	75 59					95	H	Nebraska	88 46	148	N	East Carolina	92 51
20	H	South Fla.	79 59									191	A	Tulsa	94 30
20	N	South Fla.	77 51									191	H	Tulsa	95 35
												195	A	SMU	90 37
												195	H	SMU	88 41
												240	A	Cincinnati	107 45
												240	H	Cincinnati	88 34
												277	H	UCF	106 51
												286	A	Houston	76 37
												293	A	Colgate	94 50
LAST 12 Division I GAMES:															
		20 N South Fla.	77 51			148 A East Carolina	84 41								
		74 N Tulane	82 35			240 H Cincinnati	88 34								
		148 N East Carolina	92 51			71 A Temple	85 60								
		20 H South Fla.	79 59			4 A South Carolina	66 54								
		74 H Tulane	80 40			148 H East Carolina	92 46								
		195 H SMU	88 41			74 A Tulane	96 38								

Non-Div I Games:

UConn

[illegible]

UMBC

Page 331

UMES				STRENGTH OF SCHEDULE	OPP. STRENGTH OF SCHEDULE	TEAM RPI	ADJ. RPI	CONF. RPI	ADJ CONF. RPI
Average RPI Win:	282	WON-LOST RECORD	WINNING PCT. RANK						
Average RPI Loss:	206		LAST 10 GAMES						
DIV. I ONLY	11- 17	238	7- 3	295	329	280	280	32	32
DIV. I NON-CONF.	1- 10	330	0- 0	81	206	283	283	30	30
<hr/>									
TOTALS	RPI 1-25	RPI 26-50	W-L RECORDS	RPI 51-100	RPI 101-150	RPI 150+			
11- 17	0- 2	0- 0	OVERALL	0- 1	0- 2	11- 12			
6- 8	0- 1	0- 0	HOME	0- 0	0- 2	6- 5			
5- 8	0- 1	0- 0	AWAY	0- 1	0- 0	5- 6			
0- 1	0- 0	0- 0	NEUTRAL	0- 0	0- 0	0- 1			
1- 10	0- 2	0- 0	NON-CONFERENCE	0- 1	0- 2	1- 5			
1- 5	0- 1	0- 0	HOME	0- 0	0- 2	1- 2			
0- 5	0- 1	0- 0	AWAY	0- 1	0- 0	0- 3			
0- 0	0- 0	0- 0	NEUTRAL	0- 0	0- 0	0- 0			
10- 7	0- 0	0- 0	CONFERENCE	0- 0	0- 0	10- 7			
5- 3	0- 0	0- 0	HOME	0- 0	0- 0	5- 3			
5- 3	0- 0	0- 0	AWAY	0- 0	0- 0	5- 3			
0- 1	0- 0	0- 0	NEUTRAL	0- 0	0- 0	0- 1			

RPI 1-25				RPI 26-50				RPI 51-100				RPI 101+ Team's RPI: 280			
RPI	S	Opponent	Score	RPI	S	Opponent	Score	RPI	S	Opponent	Score	RPI	S	Opponent	Score
8	H	Maryland	30 106					72	A	VCU	39 63	101	H	Georgetown	60 71
18	A	Duquesne	59 95									144	H	Old Dominion	52 69
												158	A	Northeastern	49 60
												168	A	Xavier	56 61
												184	H	UMBC	52 55
												204	H	Hampton	55 76
												211	A	N.C. A&T	56 50
												213	H	USC Upstate	78 59
												243	A	Coppin St.	54 61
												252	H	Bethune-Cookman	76 71
												253	A	Morgan St.	50 42
												253	H	Morgan St.	69 77
												288	A	South Carolina St.	63 56
												288	H	South Carolina St.	61 55
												296	H	Florida A&M	61 47
												299	A	Savannah St.	42 60
												312	A	UNCG	51 71
												317	H	Mt. St. Mary's	50 57
												323	A	Delaware St.	70 61
												323	H	Delaware St.	54 49
												328	A	Howard	79 57
												328	H	Howard	62 59
												328	N	Howard	51 68
												347	H	Norfolk St.	63 74
												348	A	N.C. Central	46 49
<hr/>															
LAST 12 Division I GAMES:															
				328	N	Howard	51 68					323	A	Delaware St.	70 61
				296	H	Florida A&M	61 47					347	H	Norfolk St.	63 74
				253	A	Morgan St.	50 42					204	H	Hampton	55 76
				323	H	Delaware St.	54 49					328	H	Howard	62 59
				288	H	South Carolina St.	61 55					243	A	Coppin St.	54 61
				328	A	Howard	79 57					252	H	Bethune-Cookman	76 71

Non-Div I Games:      Cheyney                      76      46

UMES

■ Loss, 
 ■ Non-Conf, 
 ■ S Site, 
 ■ Home 
 ■ Away 
 N Neutral

U  
M  
K  
C

U  
M  
K  
C

UMKC

Page 333

Average RPI Win:	297	WON-LOST	WINNING	LAST 10	STRENGTH OF	OPP. STRENGTH	TEAM	ADJ.	CONF.	ADJ CONF.
Average RPI Loss:	174	RECORD	PCT. RANK	GAMES	SCHEDULE	OF SCHEDULE	RPI	RPI	RPI	RPI
DIV. I ONLY	4- 24	327	1- 9	226	224	320	320	16	16	
DIV. I NON-CONF.	3- 9	272	0- 0	276	258	295	295	19	19	
TOTALS	RPI 1-25	RPI 26-50	W-L RECORDS	RPI 51-100	RPI 101-150	RPI 150+				
4- 24	0- 1	0- 3	OVERALL	0- 2	0- 1	4- 17				
2- 10	0- 0	0- 1	HOME	0- 1	0- 0	2- 8				
2- 14	0- 0	0- 0	AWAY	0- 0	0- 0	2- 0				
0- 0	0- 0	0- 0	NEUTRAL	0- 0	0- 0	0- 0				
3- 9	0- 1	0- 1	NON-CONFERENCE	0- 0	0- 1	3- 6				
2- 2	0- 0	0- 0	HOME	0- 0	0- 0	2- 2				
1- 7	0- 1	0- 1	AWAY	0- 0	0- 1	1- 4				
0- 0	0- 0	0- 0	NEUTRAL	0- 0	0- 0	0- 0				
1- 15	0- 0	0- 2	CONFERENCE	0- 2	0- 0	1- 11				
0- 8	0- 0	0- 1	HOME	0- 1	0- 0	0- 6				
1- 7	0- 0	0- 1	AWAY	0- 1	0- 0	1- 5				
0- 0	0- 0	0- 0	NEUTRAL	0- 0	0- 0	0- 0				

RPI 1-25				RPI 26-50				RPI 51-100				RPI 101+ Team's RPI: 320			
RPI	S	Opponent	Score	RPI	S	Opponent	Score	RPI	S	Opponent	Score	RPI	S	Opponent	Score
8	A	Maryland	53 102	26	A	Miami (FL)	53 84	63	A	Maine	44 74	119	A	Boston College	55 66
				48	A	Albany (NY)	57 88	63	H	Maine	46 73	156	A	Stony Brook	46 60
				48	H	Albany (NY)	55 85					156	H	Stony Brook	50 64
												184	A	UMBC	52 68
												184	H	UMBC	44 68
												212	A	Rhode Island	64 72
												218	A	Hartford	59 72
												218	H	Hartford	70 75
												219	A	Binghamton	52 55
												219	H	Binghamton	70 75
												221	A	Massachusetts	58 84
												232	A	New Hampshire	61 65
												232	H	New Hampshire	55 63
												235	H	Bryant	64 83
												249	H	Columbia	57 67
												254	H	Holy Cross	75 67
												276	A	Central Conn. St.	53 64
												278	A	Vermont	68 66
												278	H	Vermont	51 59
												302	A	FIU	68 71
												314	A	Fairleigh Dickinson	78 67
												343	H	Boston U.	70 57
LAST 12 Division I GAMES:															
				48	A	Albany (NY)	57 88	156	A	Stony Brook	46 60				
				219	A	Binghamton	52 55	218	H	Hartford	70 75				
				232	H	New Hampshire	55 63	48	H	Albany (NY)	55 85				
				184	A	UMBC	52 68	219	H	Binghamton	70 75				
				63	H	Maine	46 73	232	A	New Hampshire	61 65				
				278	A	Vermont	68 66	278	H	Vermont	51 59				

Non-Div I Games:

UMass Lowell

■ Loss, 
 ■ Non-Conf, 
 ■ S Site, 
 ■ H Home 
 ■ A Away 
 N Neutral

## UNC Asheville

Through Games Of March 9, 2016

Average RPI Win:	259	WON-LOST	WINNING	LAST 10	STRENGTH OF	OPP. STRENGTH	TEAM	ADJ.	CONF.	ADJ CONF.
Average RPI Loss:	205	RECORD	PCT. RANK	GAMES	SCHEDULE	OF SCHEDULE	RPI	RPI	RPI	RPI
DIV. I ONLY	21- 6	34	8- 2	333	306	133	133	27	27	
DIV. I NON-CONF.	5- 2	86	0- 0	343	280	189	189	29	29	
TOTALS	RPI 1-25	RPI 26-50	W-L RECORDS	RPI 51-100	RPI 101-150	RPI 150+				
21- 6	0- 0	0- 0	OVERALL	0- 0	1- 1	20- 5				
11- 2	0- 0	0- 0	HOME	0- 0	1- 0	10- 2				
10- 4	0- 0	0- 0	AWAY	0- 0	0- 0	10- 0				
0- 0	0- 0	0- 0	NEUTRAL	0- 0	0- 0	0- 0				
5- 2	0- 0	0- 0	NON-CONFERENCE	0- 0	0- 0	5- 2				
3- 0	0- 0	0- 0	HOME	0- 0	0- 0	3- 0				
2- 2	0- 0	0- 0	AWAY	0- 0	0- 0	2- 2				
0- 0	0- 0	0- 0	NEUTRAL	0- 0	0- 0	0- 0				
16- 4	0- 0	0- 0	CONFERENCE	0- 0	1- 1	15- 3				
8- 2	0- 0	0- 0	HOME	0- 0	1- 0	7- 2				
8- 2	0- 0	0- 0	AWAY	0- 0	0- 1	8- 1				
0- 0	0- 0	0- 0	NEUTRAL	0- 0	0- 0	0- 0				

RPI 1-25			RPI 26-50			RPI 51-100			RPI 101+			Team's RPI: 133
RPI	S	Opponent	Score	RPI	S	Opponent	Score	RPI	S	Opponent	Score	
								132	A	Liberty	53	71
								132	H	Liberty	56	51
								165	A	ETSU	68	74
								174	A	Radford	54	46
								174	H	Radford	58	48
								205	A	Gardner-Webb	51	57
								205	H	Gardner-Webb	56	58
								208	A	Presbyterian	72	63
								208	H	Presbyterian	68	59
								213	H	USC Upstate	68	59
								215	H	Furman	84	71
								251	A	High Point	82	81
								251	H	High Point	85	64
								255	A	Clemson	49	67
								268	A	Campbell	72	58
								268	H	Campbell	56	64
								283	A	Coastal Caro.	63	52
								283	H	Coastal Caro.	77	69
								295	A	Charleston So.	58	50
								295	H	Charleston So.	91	68
								301	A	Western Caro.	67	45
								308	A	Wofford	70	63
								311	A	Longwood	61	54
								311	H	Longwood	81	42
								312	H	UNCG	95	52
								326	A	Winthrop	67	59
LAST 12 Division I GAMES:												
251	H	High Point	85	64	311	A	Longwood	61	54			
295	H	Charleston So.	91	68	283	H	Coastal Caro.	77	69			
268	H	Campbell	56	64	326	A	Winthrop	67	59			
205	A	Gardner-Webb	51	57	174	A	Radford	54	46			
174	H	Radford	58	48	208	H	Presbyterian	68	59			
132	H	Liberty	56	51	251	A	High Point	82	81			

Non-Div I Games: Montreat 89 41 Warren Wilson 108 47

UNC Asheville

■ Loss, 
 ■ Non-Conf, S Site, 
 ■ Home 
 ■ Away 
 N Neutral

RPI	S	Opponent	Score
326	H	Winthrop	63 55

UNC Asheville

U  
N  
C  
A  
s  
h  
e  
v  
i  
l  
l  
e

U  
N  
C  
A  
s  
h  
e  
v  
i  
l  
l  
e



Average RPI Win:	297	WON-LOST	WINNING	LAST 10	STRENGTH OF	OPP. STRENGTH	TEAM	ADJ.	CONF.	ADJ CONF.
Average RPI Loss:	168	RECORD	PCT. RANK	GAMES	SCHEDULE	OF SCHEDULE	RPI	RPI	RPI	RPI
DIV. I ONLY	6- 21	310	0- 10	225	254	312	312	17	17	
DIV. I NON-CONF.	6- 6	160	0- 0	234	340	200	200	15	15	
TOTALS	RPI 1-25	RPI 26-50	W-L RECORDS	RPI 51-100	RPI 101-150	RPI 150+				
6- 21	0- 1	0- 2	OVERALL	0- 1	0- 6	6- 11				
4- 8	0- 0	0- 1	HOME	0- 0	0- 2	4- 5				
1- 12	0- 1	0- 1	AWAY	0- 1	0- 3	1- 6				
1- 1	0- 0	0- 0	NEUTRAL	0- 0	0- 1	1- 0				
6- 6	0- 1	0- 0	NON-CONFERENCE	0- 1	0- 1	6- 3				
4- 1	0- 0	0- 0	HOME	0- 0	0- 0	4- 1				
1- 5	0- 1	0- 0	AWAY	0- 1	0- 1	1- 2				
1- 0	0- 0	0- 0	NEUTRAL	0- 0	0- 0	1- 0				
0- 15	0- 0	0- 2	CONFERENCE	0- 0	0- 5	0- 8				
0- 7	0- 0	0- 1	HOME	0- 0	0- 2	0- 4				
0- 7	0- 0	0- 1	AWAY	0- 0	0- 2	0- 4				
0- 1	0- 0	0- 0	NEUTRAL	0- 0	0- 1	0- 0				

RPI 1-25				RPI 26-50				RPI 51-100				RPI 101+ Team's RPI: 312			
RPI	S	Opponent	Score	RPI	S	Opponent	Score	RPI	S	Opponent	Score	RPI	S	Opponent	Score
4	A	South Carolina	44 92	40	A	Chattanooga	61 72	74	A	Tulane	53 74	110	A	Samford	49 80
				40	H	Chattanooga	53 74					110	H	Samford	52 57
												112	A	Mercer	47 81
												112	H	Mercer	78 86
												112	N	Mercer	53 75
												133	A	UNC Asheville	52 95
												165	A	ETSU	73 89
												165	H	ETSU	77 80
												205	A	Gardner-Webb	57 59
												213	A	USC Upstate	61 84
												215	A	Furman	71 85
												215	H	Furman	59 75
												251	H	High Point	82 72
												260	N	Cleveland St.	55 51
												279	H	Tennessee Tech	64 73
												280	H	UMES	71 51
												301	A	Western Caro.	72 84
												301	H	Western Caro.	80 84
												308	A	Wofford	64 104
												308	H	Wofford	56 58
												311	H	Longwood	81 60
												331	A	New Orleans	81 79
												348	H	N.C. Central	103 56
LAST 12 Division I GAMES:															
				112	N	Mercer	53 75	112	A	Mercer	47 81				
				301	H	Western Caro.	80 84	110	A	Samford	49 80				
				308	A	Wofford	64 104	301	A	Western Caro.	72 84				
				215	A	Furman	71 85	215	H	Furman	59 75				
				165	H	ETSU	77 80	308	H	Wofford	56 58				
				40	H	Chattanooga	53 74	40	A	Chattanooga	61 72				

Non-Div I Games: Barton 82 55 Pfeiffer 71 52 Francis Marion 63 66

UNCG

Loss, Non-Conf, S Site, H Home A Away N Neutral

Average RPI Win: <b>267</b>	WON-LOST	WINNING	LAST 10	STRENGTH OF	OPP. STRENGTH	TEAM	ADJ.	CONF.	ADJ CONF.
Average RPI Loss: <b>124</b>	RECORD	PCT. RANK	GAMES	SCHEDULE	OF SCHEDULE	RPI	RPI	RPI	RPI
DIV. I ONLY	<b>6- 23</b>	<b>312</b>	<b>1- 9</b>	<b>137</b>	<b>150</b>	<b>274</b>	<b>274</b>	<b>12</b>	<b>12</b>
DIV. I NON-CONF.	<b>3- 7</b>	<b>248</b>	<b>0- 0</b>	<b>137</b>	<b>223</b>	<b>223</b>	<b>223</b>	<b>11</b>	<b>11</b>
TOTALS	RPI 1-25	RPI 26-50	W-L RECORDS	RPI 51-100	RPI 101-150	RPI 150+			
6- 23	0- 0	0- 4	OVERALL	0- 8	1- 0	5- 11			
3- 11	0- 0	0- 2	HOME	0- 4	1- 0	2- 5			
3- 11	0- 0	0- 2	AWAY	0- 4	0- 0	3- 5			
0- 1	0- 0	0- 0	NEUTRAL	0- 0	0- 0	0- 1			
3- 7	0- 0	0- 2	NON-CONFERENCE	0- 2	1- 0	2- 3			
1- 4	0- 0	0- 1	HOME	0- 1	1- 0	0- 2			
2- 3	0- 0	0- 1	AWAY	0- 1	0- 0	2- 1			
0- 0	0- 0	0- 0	NEUTRAL	0- 0	0- 0	0- 0			
3- 16	0- 0	0- 2	CONFERENCE	0- 6	0- 0	3- 8			
2- 7	0- 0	0- 1	HOME	0- 3	0- 0	2- 3			
1- 8	0- 0	0- 1	AWAY	0- 3	0- 0	1- 4			
0- 1	0- 0	0- 0	NEUTRAL	0- 0	0- 0	0- 1			

RPI S	Opponent	Score	RPI S	Opponent	Score	RPI S	Opponent	Score	RPI S	Opponent	Score	Team's RPI: 274
34	A James Madison	40 <b>60</b>	34	H James Madison	41 <b>77</b>	51	H Ohio	59 <b>75</b>	143	H Jacksonville	51 <b>49</b>	
40	H Chattanooga	33 <b>61</b>	40	H Chattanooga	33 <b>61</b>	65	A Hofstra	38 <b>62</b>	158	A Northeastern	52 <b>69</b>	
46	A Duke	56 <b>78</b>	46	A Duke	56 <b>78</b>	65	H Hofstra	64 <b>68</b>	158	H Northeastern	66 <b>72</b>	
						72	A VCU	45 <b>58</b>	162	A Delaware	59 <b>67</b>	
						81	A Drexel	60 <b>66</b>	162	H Delaware	44 <b>56</b>	
						81	H Drexel	57 <b>71</b>	187	H Stetson	49 <b>52</b>	
						89	A Elon	53 <b>70</b>	188	H Davidson	50 <b>77</b>	
						89	H Elon	60 <b>67</b>	198	A Richmond	53 <b>63</b>	
									215	A William & Mary	65 <b>77</b>	
									215	H William & Mary	59 <b>44</b>	
									224	A Col. of Charleston	24 <b>68</b>	
									224	H Col. of Charleston	53 <b>64</b>	
									224 N	Col. of Charleston	62 <b>71</b>	
									285	A Towson	52 <b>49</b>	
									285	H Towson	53 <b>51</b>	
									327	A North Florida	63 <b>47</b>	
									347	A Norfolk St.	61 <b>57</b>	
LAST 12 Division I GAMES:												
224 N	Col. of Charleston	62 <b>71</b>	81	A Drexel	60 <b>66</b>							
224	A Col. of Charleston	24 <b>68</b>	158	H Northeastern	66 <b>72</b>							
162	H Delaware	44 <b>56</b>	215	H William & Mary	59 <b>44</b>							
34	H James Madison	41 <b>77</b>	81	H Drexel	57 <b>71</b>							
158	A Northeastern	52 <b>69</b>	34	A James Madison	40 <b>60</b>							
65	A Hofstra	38 <b>62</b>	285	H Towson	53 <b>51</b>							

Non-Div I Games: UNC Pembroke 68 43

UNCW

■ Loss, 
 ■ Non-Conf, 
 ■ S Site, 
 ■ Home 
 ■ A Away 
 N Neutral

Average RPI Win:	209	WON-LOST	WINNING	LAST 10	STRENGTH OF	OPP. STRENGTH	TEAM	ADJ.	CONF.	ADJ CONF.
Average RPI Loss:	99	RECORD	PCT. RANK	GAMES	SCHEDULE	OF SCHEDULE	RPI	RPI	RPI	RPI
DIV. I ONLY	19- 9	74	9- 1	149	163	94	94	21	21	
DIV. I NON-CONF.	4- 6	201	0- 0	24	18	126	126	17	17	
TOTALS	RPI 1-25	RPI 26-50	W-L RECORDS	RPI 51-100	RPI 101-150	RPI 150+				
19- 9	0- 0	0- 2	OVERALL	5- 3	2- 3	12- 1				
9- 4	0- 0	0- 0	HOME	2- 2	0- 2	7- 0				
8- 4	0- 0	0- 1	AWAY	2- 1	1- 1	5- 1				
2- 1	0- 0	0- 1	NEUTRAL	1- 0	1- 0	0- 0				
4- 6	0- 0	0- 2	NON-CONFERENCE	2- 2	1- 2	1- 0				
2- 2	0- 0	0- 0	HOME	1- 1	0- 1	1- 0				
0- 3	0- 0	0- 1	AWAY	0- 1	0- 1	0- 0				
2- 1	0- 0	0- 1	NEUTRAL	1- 0	1- 0	0- 0				
15- 3	0- 0	0- 0	CONFERENCE	3- 1	1- 1	11- 1				
7- 2	0- 0	0- 0	HOME	1- 1	0- 1	6- 0				
8- 1	0- 0	0- 0	AWAY	2- 0	1- 0	5- 1				
0- 0	0- 0	0- 0	NEUTRAL	0- 0	0- 0	0- 0				

RPI S	Opponent	Score	RPI S	Opponent	Score	RPI S	Opponent	Score	RPI S	Opponent	Score
41 N	Seton Hall	49 57	50 A	South Dakota St.	86 89	59 H	Iowa	65 80	114 A	Creighton	61 69
						61 H	South Dakota	64 43	118 N	Akron	59 51
						73 N	Georgia Tech	61 58	130 H	Iowa St.	75 84
						91 A	North Dakota	59 64	137 A	Southern Ill.	73 64
						92 A	Missouri St.	65 60	137 H	Southern Ill.	60 65
						92 H	Missouri St.	75 78	173 A	Loyola Chicago	60 64
						98 A	Drake	79 73	173 H	Loyola Chicago	63 52
						98 H	Drake	85 74	191 H	Tulsa	75 59
									226 A	Indiana St.	61 45
									226 H	Indiana St.	53 42
									291 A	Wichita St.	55 44
									291 H	Wichita St.	69 48
									305 A	Bradley	55 47
									305 H	Bradley	65 41
									315 A	Illinois St.	61 35
									315 H	Illinois St.	65 51
									332 A	Evansville	61 48
									332 H	Evansville	62 51
LAST 12 Division I GAMES:											
332 A	Evansville	61 48	226 A	Indiana St.	61 45						
137 A	Southern Ill.	73 64	291 H	Wichita St.	69 48						
173 H	Loyola Chicago	63 52	92 H	Missouri St.	75 78						
305 H	Bradley	65 41	305 A	Bradley	55 47						
98 H	Drake	85 74	173 A	Loyola Chicago	60 64						
315 A	Illinois St.	61 35	98 A	Drake	79 73						

Non-Div I Games: Rockhurst 58 39

UNI

Loss, Non-Conf, S Site, H Home A Away N Neutral

Average RPI Win:	263	WON-LOST	WINNING	LAST 10	STRENGTH OF	OPP. STRENGTH	TEAM	ADJ.	CONF.	ADJ CONF.
Average RPI Loss:	129	RECORD	PCT. RANK	GAMES	SCHEDULE	OF SCHEDULE	RPI	RPI	RPI	RPI
DIV. I ONLY	17- 14	150	5- 5	277	211	209	209	20	20	
DIV. I NON-CONF.	6- 4	125	0- 0	282	216	187	187	20	20	
TOTALS	RPI 1-25	RPI 26-50	W-L RECORDS	RPI 51-100	RPI 101-150	RPI 150+				
17- 14	0- 0	0- 3	OVERALL	0- 2	0- 4	17- 5				
13- 4	0- 0	0- 1	HOME	0- 1	0- 2	13- 0				
4- 9	0- 0	0- 1	AWAY	0- 1	0- 2	4- 5				
0- 1	0- 0	0- 1	NEUTRAL	0- 0	0- 0	0- 0				
6- 4	0- 0	0- 1	NON-CONFERENCE	0- 2	0- 1	6- 0				
4- 1	0- 0	0- 0	HOME	0- 1	0- 0	4- 0				
2- 2	0- 0	0- 0	AWAY	0- 1	0- 1	2- 0				
0- 1	0- 0	0- 1	NEUTRAL	0- 0	0- 0	0- 0				
11- 10	0- 0	0- 2	CONFERENCE	0- 0	0- 3	11- 5				
9- 3	0- 0	0- 1	HOME	0- 0	0- 2	9- 0				
2- 7	0- 0	0- 1	AWAY	0- 0	0- 1	2- 5				
0- 0	0- 0	0- 0	NEUTRAL	0- 0	0- 0	0- 0				

RPI S	Opponent	Score	RPI S	Opponent	Score	RPI S	Opponent	Score	RPI S	Opponent	Score	Team's RPI: 209
32 N	UTEP	52 60	55 A	Southern California	42 73	106 A	Fresno St.	54 58				
43 A	Colorado St.	52 83	98 H	Drake	68 76	106 H	Fresno St.	60 66				
43 H	Colorado St.	56 64				106 H	Fresno St.	52 57				
						124 A	Long Beach St.	63 67				
						153 A	Boise St.	56 75				
						153 H	Boise St.	71 65				
						153 H	Boise St.	78 68				
						164 A	New Mexico	53 67				
						164 H	New Mexico	57 48				
						166 H	George Mason	67 59				
						199 A	San Jose St.	61 69				
						230 H	Utah St.	46 38				
						234 A	San Diego St.	55 41				
						234 H	San Diego St.	62 51				
						258 A	Wyoming	57 80				
						258 H	Wyoming	66 37				
						267 H	Pepperdine	83 63				
						286 A	Houston	63 60				
						313 A	A&M-Corpus Christi	65 51				
						325 A	Nevada	65 71				
						325 H	Nevada	65 59				
						334 H	Southern Utah	79 44				
						336 H	UC Irvine	72 52				
						341 A	Air Force	60 56				
						341 H	Air Force	62 51				
						341 H	Air Force	55 42				
LAST 12 Division I GAMES:												
106 H	Fresno St.	60 66	325 A	Nevada	65 71							
153 H	Boise St.	71 65	341 H	Air Force	62 51							
341 H	Air Force	55 42	43 A	Colorado St.	52 83							
234 H	San Diego St.	62 51	199 A	San Jose St.	61 69							
258 A	Wyoming	57 80	106 H	Fresno St.	52 57							
153 H	Boise St.	78 68	164 H	New Mexico	57 48							

Non-Div I Games: Cal St. San Marcos 62 43

UNLV

■ Loss, 
 ■ Non-Conf, S Site, 
 ■ Home 
 ■ Away 
 N Neutral

Average RPI Win:	307	WON-LOST	WINNING	LAST 10	STRENGTH OF	OPP. STRENGTH	TEAM	ADJ.	CONF.	ADJ CONF.
Average RPI Loss:	135	RECORD	PCT. RANK	GAMES	SCHEDULE	OF SCHEDULE	RPI	RPI	RPI	RPI
DIV. I ONLY	17- 11	108	7- 3	345	294	213	213	29	29	
DIV. I NON-CONF.	6- 6	160	0- 0	339	298	253	253	28	28	
TOTALS	RPI 1-25	RPI 26-50	W-L RECORDS	RPI 51-100	RPI 101-150	RPI 150+				
17- 11	0- 0	0- 0	OVERALL	0- 4	0- 4	17- 3				
9- 3	0- 0	0- 0	HOME	0- 1	0- 1	9- 1				
8- 8	0- 0	0- 0	AWAY	0- 3	0- 3	8- 2				
0- 0	0- 0	0- 0	NEUTRAL	0- 0	0- 0	0- 0				
6- 6	0- 0	0- 0	NON-CONFERENCE	0- 2	0- 1	6- 3				
3- 1	0- 0	0- 0	HOME	0- 0	0- 0	3- 1				
3- 5	0- 0	0- 0	AWAY	0- 2	0- 1	3- 2				
0- 0	0- 0	0- 0	NEUTRAL	0- 0	0- 0	0- 0				
11- 5	0- 0	0- 0	CONFERENCE	0- 2	0- 3	11- 0				
6- 2	0- 0	0- 0	HOME	0- 1	0- 1	6- 0				
5- 3	0- 0	0- 0	AWAY	0- 1	0- 2	5- 0				
0- 0	0- 0	0- 0	NEUTRAL	0- 0	0- 0	0- 0				

RPI 1-25				RPI 26-50				RPI 51-100				RPI 101+				Team's RPI: 213	
RPI	S	Opponent	Score	RPI	S	Opponent	Score	RPI	S	Opponent	Score	RPI	S	Opponent	Score		
								62	A	FGCU	43	54	133	A	UNC Asheville	59	68
								62	H	FGCU	44	56	143	A	Jacksonville	69	75
								73	A	Georgia Tech	46	87	143	A	Jacksonville	56	67
								79	A	Michigan	61	119	143	H	Jacksonville	43	49
													154	A	North Carolina	40	80
													187	A	Stetson	61	56
													187	H	Stetson	73	58
													215	H	Furman	63	75
													280	A	UMES	59	78
													288	A	Kennesaw St.	61	53
													288	H	Kennesaw St.	66	57
													301	H	Western Caro.	68	59
													309	A	Morehead St.	86	72
													312	H	UNCG	84	61
													316	A	IPFW	84	81
													327	A	North Florida	75	61
													327	H	North Florida	76	50
													327	H	North Florida	69	54
													333	A	Lipscomb	81	54
													333	H	Lipscomb	93	71
													342	A	NJIT	58	41
													342	H	NJIT	67	47
													347	A	Norfolk St.	82	62
													348	H	N.C. Central	68	46
LAST 12 Division I GAMES:																	
				143	A	Jacksonville	56	67		187	H	Stetson	73	58			
				327	H	North Florida	76	50		288	A	Kennesaw St.	61	53			
				342	H	NJIT	67	47		333	H	Lipscomb	93	71			
				143	A	Jacksonville	69	75		288	H	Kennesaw St.	66	57			
				327	A	North Florida	75	61		333	A	Lipscomb	81	54			
				62	H	FGCU	44	56		327	H	North Florida	69	54			

Non-Div I Games: Southern Wesleyan 84 51 Mars Hill 81 65 Bob Jones 96 46

USC Upstate

Loss, Non-Conf, S Site, H Home A Away N Neutral

Average RPI Win:	246	WON-LOST	WINNING	LAST 10	STRENGTH OF	OPP. STRENGTH	TEAM	ADJ.	CONF.	ADJ CONF.
Average RPI Loss:	105	RECORD	PCT. RANK	GAMES	SCHEDULE	OF SCHEDULE	RPI	RPI	RPI	RPI
DIV. I ONLY	14- 16	190	5- 5	95	196	152	152	15	15	
DIV. I NON-CONF.	4- 5	193	0- 0	13	118	93	93	14	14	
TOTALS	RPI 1-25	RPI 26-50	W-L RECORDS	RPI 51-100	RPI 101-150	RPI 150+				
14- 16	0- 1	0- 5	OVERALL	0- 0	1- 8	13- 2				
6- 8	0- 0	0- 3	HOME	0- 0	1- 4	5- 1				
8- 7	0- 1	0- 2	AWAY	0- 0	0- 3	8- 1				
0- 1	0- 0	0- 0	NEUTRAL	0- 0	0- 1	0- 0				
4- 5	0- 1	0- 3	NON-CONFERENCE	0- 0	1- 1	3- 0				
1- 3	0- 0	0- 2	HOME	0- 0	1- 1	0- 0				
3- 2	0- 1	0- 1	AWAY	0- 0	0- 0	3- 0				
0- 0	0- 0	0- 0	NEUTRAL	0- 0	0- 0	0- 0				
10- 11	0- 0	0- 2	CONFERENCE	0- 0	0- 7	10- 2				
5- 5	0- 0	0- 1	HOME	0- 0	0- 3	5- 1				
5- 5	0- 0	0- 1	AWAY	0- 0	0- 3	5- 1				
0- 1	0- 0	0- 0	NEUTRAL	0- 0	0- 1	0- 0				

RPI 1-25				RPI 26-50				RPI 51-100				RPI 101+ Team's RPI: 152			
RPI	S	Opponent	Score	RPI	S	Opponent	Score	RPI	S	Opponent	Score	RPI	S	Opponent	Score
2	A	Baylor	20 62	35	H	Western Ky.	64 73					105	A	Little Rock	43 49
				39	A	Arkansas St.	44 66					105	H	Little Rock	55 59
				39	H	Arkansas St.	71 78					128	A	La.-Lafayette	52 63
				41	H	Seton Hall	54 61					128	H	La.-Lafayette	42 59
				49	A	Kansas St.	41 61					128	N	La.-Lafayette	53 59
												136	A	Troy	71 88
												136	H	Troy	70 80
												143	H	Jacksonville	56 54
												145	H	McNeese St.	57 63
												192	A	South Ala.	55 59
												192	H	South Ala.	53 49
												200	A	SFA	67 63
												245	A	Texas St.	80 48
												245	H	Texas St.	78 69
												248	A	Houston Baptist	64 40
												257	A	Appalachian St.	76 45
												257	H	Appalachian St.	65 58
												264	A	UTSA	51 47
												270	A	La.-Monroe	60 50
												270	H	La.-Monroe	40 32
												271	A	Georgia St.	74 45
												271	H	Georgia St.	63 68
												294	A	Ga. Southern	53 41
												294	H	Ga. Southern	70 31
LAST 12 Division I GAMES:															
				128	N	La.-Lafayette	53 59	270	H	La.-Monroe	40 32				
				136	H	Troy	70 80	128	H	La.-Lafayette	42 59				
				192	H	South Ala.	53 49	257	H	Appalachian St.	65 58				
				245	H	Texas St.	78 69	245	A	Texas St.	80 48				
				39	A	Arkansas St.	44 66	271	A	Georgia St.	74 45				
				105	A	Little Rock	43 49	294	A	Ga. Southern	53 41				

Non-Div I Games: Missouri Valley 96 30

UT Arlington

■ Loss, 
 ■ Non-Conf, 
 ■ S Site, 
 ■ Home 
 ■ A Away 
 N Neutral

Average RPI Win:	228	WON-LOST	WINNING	LAST 10	STRENGTH OF	OPP. STRENGTH	TEAM	ADJ.	CONF.	ADJ CONF.
Average RPI Loss:	124	RECORD	PCT. RANK	GAMES	SCHEDULE	OF SCHEDULE	RPI	RPI	RPI	RPI
DIV. I ONLY	21- 9	63	8- 2	259	179	104	104	24	24	
DIV. I NON-CONF.	7- 6	156	0- 0	115	42	104	104	24	24	
TOTALS	RPI 1-25	RPI 26-50	W-L RECORDS	RPI 51-100	RPI 101-150	RPI 150+				
21- 9	0- 1	0- 2	OVERALL	2- 2	4- 0	15- 4				
11- 1	0- 0	0- 1	HOME	1- 0	2- 0	8- 0				
9- 7	0- 1	0- 1	AWAY	0- 2	2- 0	7- 3				
1- 1	0- 0	0- 0	NEUTRAL	1- 0	0- 0	0- 1				
7- 6	0- 1	0- 2	NON-CONFERENCE	1- 2	2- 0	4- 1				
3- 1	0- 0	0- 1	HOME	0- 0	1- 0	2- 0				
3- 5	0- 1	0- 1	AWAY	0- 2	1- 0	2- 1				
1- 0	0- 0	0- 0	NEUTRAL	1- 0	0- 0	0- 0				
14- 3	0- 0	0- 0	CONFERENCE	1- 0	2- 0	11- 3				
8- 0	0- 0	0- 0	HOME	1- 0	1- 0	6- 0				
6- 2	0- 0	0- 0	AWAY	0- 0	1- 0	5- 2				
0- 1	0- 0	0- 0	NEUTRAL	0- 0	0- 0	0- 1				

RPI S	Opponent	Score	RPI S	Opponent	Score	RPI S	Opponent	Score	RPI S	Opponent	Score	Team's RPI: 104
14	A Louisville	66 88	39	H Arkansas St.	74 76	59	A Iowa	56 62	110	H Samford	52 50	
			40	A Chattanooga	46 61	75	A Vanderbilt	61 64	137	A Southern Ill.	70 63	
						78	H Belmont	81 79	147	A SIUE	85 79	
						91	N North Dakota	84 58	147	H SIUE	86 50	
									159	H Alabama	83 65	
									178	A Eastern Ky.	61 70	
									179	A Illinois	74 94	
									227	A Southeast Mo. St.	84 74	
									227	H Southeast Mo. St.	95 65	
									240	A Cincinnati	63 57	
									256	H Tennessee St.	77 50	
									261	A Murray St.	70 49	
									261	H Murray St.	92 62	
									261	N Murray St.	76 78	
									269	A Austin Peay	70 80	
									269	H Austin Peay	75 51	
									279	H Tennessee Tech	67 53	
									282	H Miami (OH)	74 47	
									298	A Jacksonville St.	63 53	
									309	A Morehead St.	85 67	
									332	A Evansville	75 48	
									340	A Eastern Ill.	65 39	
									340	H Eastern Ill.	91 52	
LAST 12 Division I GAMES:												
261	N	Murray St.	76	78	227	H	Southeast Mo. St.	95	65			
261	A	Murray St.	70	49	147	A	SIUE	85	79			
340	H	Eastern Ill.	91	52	269	H	Austin Peay	75	51			
147	H	SIUE	86	50	261	H	Murray St.	92	62			
78	H	Belmont	81	79	256	H	Tennessee St.	77	50			
269	A	Austin Peay	70	80	227	A	Southeast Mo. St.	84	74			

Non-Div I Games:

UT Martin

■ Loss, 
■ Non-Conf, 
■ S Site, 
■ Home 
■ A Away 
N Neutral

UTEP				STRENGTH OF SCHEDULE	OPP. STRENGTH OF SCHEDULE	TEAM RPI	ADJ. RPI	CONF. RPI	ADJ CONF. RPI
Average RPI Win:	184	WON-LOST RECORD	WINNING PCT. RANK						
Average RPI Loss:	174		LAST 10 GAMES						
DIV. I ONLY	24- 3	8	8- 2	151	168	32	32	13	13
DIV. I NON-CONF.	8- 1	23	0- 0	48	331	14	14	10	10
-----									
TOTALS	RPI 1-25	RPI 26-50	W-L RECORDS	RPI 51-100	RPI 101-150	RPI 150+			
24- 3	0- 0	1- 0	OVERALL	3- 0	2- 2	18- 1			
15- 0	0- 0	0- 0	HOME	3- 0	1- 0	11- 0			
8- 3	0- 0	1- 0	AWAY	0- 0	1- 2	6- 1			
1- 0	0- 0	0- 0	NEUTRAL	0- 0	0- 0	1- 0			
8- 1	0- 0	0- 0	NON-CONFERENCE	1- 0	1- 1	6- 0			
6- 0	0- 0	0- 0	HOME	1- 0	0- 0	5- 0			
1- 1	0- 0	0- 0	AWAY	0- 0	1- 1	0- 0			
1- 0	0- 0	0- 0	NEUTRAL	0- 0	0- 0	1- 0			
16- 2	0- 0	1- 0	CONFERENCE	2- 0	1- 1	12- 1			
9- 0	0- 0	0- 0	HOME	2- 0	1- 0	6- 0			
7- 2	0- 0	1- 0	AWAY	0- 0	0- 1	6- 1			
0- 0	0- 0	0- 0	NEUTRAL	0- 0	0- 0	0- 0			

RPI 1-25				RPI 26-50				Team's RPI: 32				RPI 51-100				RPI 101+			
RPI	S	Opponent	Score	RPI	S	Opponent	Score					RPI	S	Opponent	Score	RPI	S	Opponent	Score
				35	A	Western Ky.	85 78					58	H	UC Riverside	68 57	108	A	New Mexico St.	71 65
												67	H	Middle Tenn.	84 73	124	A	Long Beach St.	40 47
												76	H	Charlotte	94 91	135	A	Marshall	64 79
																144	H	Old Dominion	70 64
																155	H	UAB	62 54
																164	H	New Mexico	70 62
																172	H	Idaho St.	67 54
																175	A	Fla. Atlantic	78 66
																175	H	Fla. Atlantic	75 47
																185	A	Southern Miss.	57 54
																185	H	Southern Miss.	72 64
																203	A	Louisiana Tech	72 65
																203	H	Louisiana Tech	86 80
																204	H	Hampton	78 54
																209	N	UNLV	60 52
																223	A	Rice	60 54
																237	A	North Texas	75 67
																248	H	Houston Baptist	98 63
																264	A	UTSA	64 69
																264	H	UTSA	62 55
																302	A	FIU	69 57
																302	H	FIU	70 52
																310	H	Northern Ariz.	77 66
LAST 12 Division I GAMES:																			
				264	A	UTSA	64 69					302	H	FIU	70 52				
				76	H	Charlotte	94 91					35	A	Western Ky.	85 78				
				144	H	Old Dominion	70 64					135	A	Marshall	64 79				
				203	A	Louisiana Tech	72 65					203	H	Louisiana Tech	86 80				
				185	A	Southern Miss.	57 54					185	H	Southern Miss.	72 64				
				175	H	Fla. Atlantic	75 47					302	A	FIU	69 57				

Non-Div I Games: Tex. Permian Basin 86 32

UTEP

Loss, Non-Conf, S Site, H Home A Away N Neutral



Average RPI Win:	266	WON-LOST	WINNING	LAST 10	STRENGTH OF	OPP. STRENGTH	TEAM	ADJ.	CONF.	ADJ CONF.
Average RPI Loss:	154	RECORD	PCT. RANK	GAMES	SCHEDULE	OF SCHEDULE	RPI	RPI	RPI	RPI
DIV. I ONLY	15- 12	146	5- 5	322	217	193	193	28	28	
DIV. I NON-CONF.	5- 7	198	0- 0	278	86	188	188	25	25	
TOTALS	RPI 1-25	RPI 26-50	W-L RECORDS	RPI 51-100	RPI 101-150	RPI 150+				
15- 12	0- 1	0- 2	OVERALL	0- 1	1- 3	14- 5				
5- 3	0- 0	0- 0	HOME	0- 0	0- 1	5- 2				
8- 8	0- 1	0- 2	AWAY	0- 1	1- 1	7- 3				
2- 1	0- 0	0- 0	NEUTRAL	0- 0	0- 1	2- 0				
5- 7	0- 1	0- 2	NON-CONFERENCE	0- 1	0- 2	5- 1				
1- 0	0- 0	0- 0	HOME	0- 0	0- 0	1- 0				
3- 6	0- 1	0- 2	AWAY	0- 1	0- 1	3- 1				
1- 1	0- 0	0- 0	NEUTRAL	0- 0	0- 1	1- 0				
10- 5	0- 0	0- 0	CONFERENCE	0- 0	1- 1	9- 4				
4- 3	0- 0	0- 0	HOME	0- 0	0- 1	4- 2				
5- 2	0- 0	0- 0	AWAY	0- 0	1- 0	4- 2				
1- 0	0- 0	0- 0	NEUTRAL	0- 0	0- 0	1- 0				

RPI 1-25				RPI 26-50				RPI 51-100				RPI 101+ Team's RPI: 193			
RPI	S	Opponent	Score	RPI	S	Opponent	Score	RPI	S	Opponent	Score	RPI	S	Opponent	Score
13	A	Syracuse	32 91	31	A	Oklahoma St.	54 78	80	A	Eastern Mich.	56 78	107	A	TCU	67 71
				49	A	Kansas St.	43 61					108	A	New Mexico St.	66 55
												108	H	New Mexico St.	57 68
												148	N	East Carolina	59 70
												186	N	Cal Poly	66 58
												206	A	Utah Valley	57 71
												206	H	Utah Valley	61 48
												210	A	CSU Bakersfield	66 80
												210	H	CSU Bakersfield	60 46
												228	A	Grand Canyon	68 66
												228	H	Grand Canyon	52 28
												266	A	UC Santa Barbara	62 60
												273	A	Seattle	76 71
												273	H	Seattle	71 74
												286	A	Houston	55 45
												304	A	UMKC	62 53
												304	H	UMKC	57 59
												313	A	A&M-Corpus Christi	46 49
												330	A	Incarnate Word	68 50
												330	H	Incarnate Word	60 47
												345	A	Chicago St.	64 56
												345	H	Chicago St.	78 56
												345	N	Chicago St.	60 52
LAST 12 Division I GAMES:															
				345	N	Chicago St.	60 52					228	A	Grand Canyon	68 66
				108	A	New Mexico St.	66 55					206	A	Utah Valley	57 71
				345	H	Chicago St.	78 56					108	H	New Mexico St.	57 68
				210	A	CSU Bakersfield	66 80					273	H	Seattle	71 74
				273	A	Seattle	76 71					210	H	CSU Bakersfield	60 46
				304	H	UMKC	57 59					304	A	UMKC	62 53

Non-Div I Games: Concordia (TX) 90 44 Evangel 75 60 Texas Lutheran 90 38

UTRGV

Loss, Non-Conf, S Site, H Home A Away N Neutral

Average RPI Win: <b>195</b>	WON-LOST	WINNING	LAST 10	STRENGTH OF	OPP. STRENGTH	TEAM	ADJ.	CONF.	ADJ CONF.
Average RPI Loss: <b>154</b>	RECORD	PCT. RANK	GAMES	SCHEDULE	OF SCHEDULE	RPI	RPI	RPI	RPI
DIV. I ONLY	<b>8- 19</b>	<b>283</b>	<b>3- 7</b>	<b>140</b>	<b>144</b>	<b>264</b>	<b>264</b>	<b>13</b>	<b>13</b>
DIV. I NON-CONF.	<b>2- 6</b>	<b>272</b>	<b>0- 0</b>	<b>58</b>	<b>251</b>	<b>238</b>	<b>238</b>	<b>10</b>	<b>10</b>
TOTALS	RPI 1-25	RPI 26-50	W-L RECORDS	RPI 51-100	RPI 101-150	RPI 150+			
8- 19	0- 1	1- 3	OVERALL	0- 3	1- 1	6- 11			
7- 6	0- 0	1- 0	HOME	0- 2	1- 0	5- 4			
1- 12	0- 1	0- 3	AWAY	0- 1	0- 1	1- 6			
0- 1	0- 0	0- 0	NEUTRAL	0- 0	0- 0	0- 1			
2- 6	0- 1	0- 1	NON-CONFERENCE	0- 1	0- 0	2- 3			
2- 2	0- 0	0- 0	HOME	0- 0	0- 0	2- 2			
0- 4	0- 1	0- 1	AWAY	0- 1	0- 0	0- 1			
0- 0	0- 0	0- 0	NEUTRAL	0- 0	0- 0	0- 0			
6- 13	0- 0	1- 2	CONFERENCE	0- 2	1- 1	4- 8			
5- 4	0- 0	1- 0	HOME	0- 2	1- 0	3- 2			
1- 8	0- 0	0- 2	AWAY	0- 0	0- 1	1- 5			
0- 1	0- 0	0- 0	NEUTRAL	0- 0	0- 0	0- 1			

RPI 1-25				RPI 26-50				RPI 51-100				RPI 101+ Team's RPI: 264			
RPI	S	Opponent	Score	RPI	S	Opponent	Score	RPI	S	Opponent	Score	RPI	S	Opponent	Score
7	A	Texas	53 <b>90</b>	30	A	Oklahoma	41 <b>80</b>	67	H	Middle Tenn.	63 <b>74</b>	135	A	Marshall	76 <b>80</b>
				32	A	UTEP	55 <b>62</b>	76	H	Charlotte	54 <b>64</b>	144	H	Old Dominion	70 67
				32	H	UTEP	69 64	77	A	Abilene Christian	60 <b>79</b>	152	H	UT Arlington	47 <b>51</b>
				35	A	Western Ky.	65 <b>72</b>					155	H	UAB	54 52
												175	A	Fla. Atlantic	51 <b>64</b>
												175	H	Fla. Atlantic	57 54
												185	A	Southern Miss.	53 <b>65</b>
												185	H	Southern Miss.	47 41
												203	A	Louisiana Tech	66 <b>75</b>
												203	H	Louisiana Tech	72 <b>82</b>
												223	A	Rice	48 <b>49</b>
												231	H	Texas Southern	44 <b>59</b>
												237	A	North Texas	58 <b>68</b>
												245	A	Texas St.	64 <b>72</b>
												248	H	Houston Baptist	79 50
												302	A	FIU	63 52
												302	H	FIU	54 <b>59</b>
												302	N	FIU	56 <b>61</b>
												315	H	Illinois St.	77 51
LAST 12 Division I GAMES:															
302	N	FIU	56 <b>61</b>	302	H	FIU	54 <b>59</b>								
32	H	UTEP	69 64	175	H	Fla. Atlantic	57 54								
144	H	Old Dominion	70 67	135	A	Marshall	76 <b>80</b>								
76	H	Charlotte	54 <b>64</b>	35	A	Western Ky.	65 <b>72</b>								
185	A	Southern Miss.	53 <b>65</b>	185	H	Southern Miss.	47 41								
203	A	Louisiana Tech	66 <b>75</b>	203	H	Louisiana Tech	72 <b>82</b>								

Non-Div I Games: Howard Payne 106 65 Tex. A&M-Kingsville 88 51

UTSA

Loss, Non-Conf, S Site, H Home A Away N Neutral

Average RPI Win:	148	WON-LOST	WINNING	LAST 10	STRENGTH OF	OPP. STRENGTH	TEAM	ADJ.	CONF.	ADJ CONF.
Average RPI Loss:	40	RECORD	PCT. RANK	GAMES	SCHEDULE	OF SCHEDULE	RPI	RPI	RPI	RPI
DIV. I ONLY	16- 14	154	4- 6	49	19	88	88	1	1	
DIV. I NON-CONF.	8- 3	77	0- 0	107	116	85	85	1	1	
TOTALS	RPI 1-25	RPI 26-50	W-L RECORDS	RPI 51-100	RPI 101-150	RPI 150+				
16- 14	0- 7	1- 2	OVERALL	5- 4	3- 1	7- 0				
11- 5	0- 3	1- 0	HOME	3- 2	2- 0	5- 0				
5- 6	0- 4	0- 1	AWAY	2- 1	1- 0	2- 0				
0- 3	0- 0	0- 1	NEUTRAL	0- 1	0- 1	0- 0				
8- 3	0- 1	0- 1	NON-CONFERENCE	1- 0	2- 1	5- 0				
7- 0	0- 0	0- 0	HOME	1- 0	2- 0	4- 0				
1- 1	0- 1	0- 0	AWAY	0- 0	0- 0	1- 0				
0- 2	0- 0	0- 1	NEUTRAL	0- 0	0- 1	0- 0				
8- 11	0- 6	1- 1	CONFERENCE	4- 4	1- 0	2- 0				
4- 5	0- 3	1- 0	HOME	2- 2	0- 0	1- 0				
4- 5	0- 3	0- 1	AWAY	2- 1	1- 0	1- 0				
0- 1	0- 0	0- 0	NEUTRAL	0- 1	0- 0	0- 0				

RPI	S	Opponent	Score	RPI	S	Opponent	Score	RPI	S	Opponent	Score	RPI	S	Opponent	Score
5	A	Oregon St.	53 72	30	N	Oklahoma	55 70	55	H	Southern California	59 70	106	H	Fresno St.	78 63
5	H	Oregon St.	53 62	33	A	Washington	60 73	61	H	South Dakota	66 59	114	H	Creighton	74 58
9	H	UCLA	63 69	33	H	Washington	88 83	84	A	Oregon	58 69	119	N	Boston College	51 76
10	A	Stanford	52 72					84	H	Oregon	65 77	124	A	Arizona	60 55
10	H	Stanford	54 72					86	A	California	84 79	166	H	George Mason	74 62
11	A	Arizona St.	60 80					86	H	California	72 66	180	H	UC Davis	88 58
16	A	BYU	59 73					86	N	California	63 66	201	A	Colorado	76 68
								97	A	Washington St.	75 69	201	H	Colorado	71 55
								97	H	Washington St.	73 71	230	A	Utah St.	64 61
												287	H	Lamar	71 67
												300	H	CSUN	97 56
LAST 12 Division I GAMES:															
86	N	California	63 66	84	A	Oregon	58 69								
97	A	Washington St.	75 69	201	A	Colorado	76 68								
33	A	Washington	60 73	201	H	Colorado	71 55								
10	H	Stanford	54 72	9	H	UCLA	63 69								
86	H	California	72 66	55	H	Southern California	59 70								
5	A	Oregon St.	53 72	84	H	Oregon	65 77								

Non-Div I Games:

Utah

Average RPI Win:	265	WON-LOST	WINNING	LAST 10	STRENGTH OF	OPP. STRENGTH	TEAM	ADJ.	CONF.	ADJ CONF.
Average RPI Loss:	134	RECORD	PCT. RANK	GAMES	SCHEDULE	OF SCHEDULE	RPI	RPI	RPI	RPI
DIV. I ONLY	12- 17	226	4- 6	224	193	230	230	20	20	
DIV. I NON-CONF.	3- 6	234	0- 0	159	151	211	211	20	20	
TOTALS	RPI 1-25	RPI 26-50	W-L RECORDS	RPI 51-100	RPI 101-150	RPI 150+				
12- 17	0- 1	0- 2	OVERALL	0- 1	0- 3	12- 10				
6- 6	0- 0	0- 1	HOME	0- 1	0- 1	6- 3				
4- 10	0- 1	0- 1	AWAY	0- 0	0- 1	4- 7				
2- 1	0- 0	0- 0	NEUTRAL	0- 0	0- 1	2- 0				
3- 6	0- 1	0- 0	NON-CONFERENCE	0- 1	0- 0	3- 4				
1- 2	0- 0	0- 0	HOME	0- 1	0- 0	1- 1				
1- 4	0- 1	0- 0	AWAY	0- 0	0- 0	1- 3				
1- 0	0- 0	0- 0	NEUTRAL	0- 0	0- 0	1- 0				
9- 11	0- 0	0- 2	CONFERENCE	0- 0	0- 3	9- 6				
5- 4	0- 0	0- 1	HOME	0- 0	0- 1	5- 2				
3- 6	0- 0	0- 1	AWAY	0- 0	0- 1	3- 4				
1- 1	0- 0	0- 0	NEUTRAL	0- 0	0- 1	1- 0				

RPI 1-25				RPI 26-50				RPI 51-100				RPI 101+ Team's RPI: 230			
RPI	S	Opponent	Score	RPI	S	Opponent	Score	RPI	S	Opponent	Score	RPI	S	Opponent	Score
16	A	BYU	69 81	43	A	Colorado St.	64 91	88	H	Utah	61 64	106	A	Fresno St.	62 66
				43	H	Colorado St.	49 69					106	H	Fresno St.	61 67
												106	N	Fresno St.	47 55
												153	A	Boise St.	78 84
												153	H	Boise St.	58 63
												164	A	New Mexico	70 73
												164	H	New Mexico	72 56
												170	A	Montana	70 86
												171	H	Sacramento St.	86 95
												172	A	Idaho St.	67 81
												176	H	Pacific	78 70
												182	A	Northern Colo.	60 74
												199	A	San Jose St.	65 83
												199	H	San Jose St.	74 86
												206	A	Utah Valley	76 72
												209	A	UNLV	38 46
												234	A	San Diego St.	55 36
												234	H	San Diego St.	72 59
												256	N	Tennessee St.	63 46
												258	H	Wyoming	84 75
												325	A	Nevada	79 66
												325	H	Nevada	70 55
												325	N	Nevada	59 35
												341	A	Air Force	66 53
												341	H	Air Force	64 40
LAST 12 Division I GAMES:															
				106	N	Fresno St.	47 55	106	H	Fresno St.	61 67				
				325	N	Nevada	59 35	43	A	Colorado St.	64 91				
				106	A	Fresno St.	62 66	164	A	New Mexico	70 73				
				341	H	Air Force	64 40	258	H	Wyoming	84 75				
				199	A	San Jose St.	65 83	153	H	Boise St.	58 63				
				325	H	Nevada	70 55	325	A	Nevada	79 66				

Non-Div I Games: Westminster (UT) 74 67 Haskell 90 63

Utah St.

Loss, Non-Conf, S Site, H Home A Away N Neutral

Team Valley				Through Games Of March 9, 1910						
Average RPI Win:	262	WON-LOST	WINNING	LAST 10	STRENGTH OF	OPP. STRENGTH	TEAM	ADJ.	CONF.	ADJ CONF.
Average RPI Loss:	162	RECORD	PCT. RANK	GAMES	SCHEDULE	OF SCHEDULE	RPI	RPI	RPI	RPI
DIV. I ONLY	14- 14	164	7- 3	234	305	206	206	28	28	
DIV. I NON-CONF.	5- 8	209	0- 0	150	285	198	198	25	25	
TOTALS	RPI 1-25	RPI 26-50	W-L RECORDS	RPI 51-100	RPI 101-150	RPI 150+				
14- 14	0- 1	0- 0	OVERALL	1- 1	0- 2	13- 10				
7- 5	0- 0	0- 0	HOME	1- 0	0- 1	6- 4				
6- 8	0- 1	0- 0	AWAY	0- 1	0- 1	6- 5				
1- 1	0- 0	0- 0	NEUTRAL	0- 0	0- 0	1- 1				
5- 8	0- 1	0- 0	NON-CONFERENCE	1- 1	0- 0	4- 6				
2- 3	0- 0	0- 0	HOME	1- 0	0- 0	1- 3				
3- 4	0- 1	0- 0	AWAY	0- 1	0- 0	3- 2				
0- 1	0- 0	0- 0	NEUTRAL	0- 0	0- 0	0- 1				
9- 6	0- 0	0- 0	CONFERENCE	0- 0	0- 2	9- 4				
5- 2	0- 0	0- 0	HOME	0- 0	0- 1	5- 1				
3- 4	0- 0	0- 0	AWAY	0- 0	0- 1	3- 3				
1- 0	0- 0	0- 0	NEUTRAL	0- 0	0- 0	1- 0				

RPI 1-25					
RPI	S	Opponent	Score		
16	A	BYU	62	78	
RPI 26-50					
RPI	S	Opponent	Score		
RPI 51-100					
RPI	S	Opponent	Score		
69	H	San Francisco	94	88	
84	A	Oregon	68	79	
RPI 101+					
RPI	S	Opponent	Score		
108	A	New Mexico St.	68	73	
108	H	New Mexico St.	53	59	
153	A	Boise St.	72	70	
159	N	Alabama	60	67	
169	A	Eastern Wash.	64	68	
172	H	Idaho St.	47	56	
180	H	UC Davis	55	59	
189	A	Weber St.	56	61	
193	A	UTRGV	48	61	
193	H	UTRGV	71	57	
210	A	CSU Bakersfield	54	61	
210	H	CSU Bakersfield	72	53	
228	A	Grand Canyon	64	65	
228	H	Grand Canyon	53	61	
230	H	Utah St.	72	76	
238	A	Omaha	74	59	
273	A	Seattle	61	44	
273	H	Seattle	79	48	
304	A	UMKC	58	44	
304	H	UMKC	79	71	
304	N	UMKC	61	53	
325	A	Nevada	73	65	
334	H	Southern Utah	70	58	
345	A	Chicago St.	69	62	
345	H	Chicago St.	74	46	
304	H	UMKC	79	71	
Team's RPI: 206					
LAST 12 Division I GAMES:					
304	N	UMKC	61	53	
228	A	Grand Canyon	64	65	
273	H	Seattle	79	48	
304	A	UMKC	58	44	
345	A	Chicago St.	69	62	
210	H	CSU Bakersfield	72	53	
108	H	New Mexico St.	53	59	
193	H	UTRGV	71	57	
210	A	CSU Bakersfield	54	61	
273	A	Seattle	61	44	
345	H	Chicago St.	74	46	
304	H	UMKC	79	71	

Non-Div I Games:	Bethesda (CA)	91	64	Dixie St.	77	63
------------------	---------------	----	----	-----------	----	----

Utah Valley

■ Loss, ■ Non-Conf, S Site, H Home A Away N Neutral

Average RPI Win:	175	WON-LOST	WINNING	LAST 10	STRENGTH OF	OPP. STRENGTH	TEAM	ADJ.	CONF.	ADJ CONF.
Average RPI Loss:	111	RECORD	PCT. RANK	GAMES	SCHEDULE	OF SCHEDULE	RPI	RPI	RPI	RPI
DIV. I ONLY	23- 9	59	8- 2	105	118	72	72	7	7	
DIV. I NON-CONF.	11- 2	28	0- 0	136	287	48	48	8	8	
TOTALS	RPI 1-25	RPI 26-50	W-L RECORDS	RPI 51-100	RPI 101-150	RPI 150+				
23- 9	2- 2	2- 0	OVERALL	1- 1	2- 3	16- 3				
11- 4	0- 1	1- 0	HOME	0- 1	1- 1	9- 1				
10- 3	2- 0	0- 0	AWAY	1- 0	1- 0	6- 1				
2- 2	0- 1	1- 0	NEUTRAL	0- 0	0- 1	1- 0				
11- 2	1- 0	0- 0	NON-CONFERENCE	0- 0	2- 2	8- 0				
7- 0	0- 0	0- 0	HOME	0- 0	1- 0	6- 0				
4- 1	1- 0	0- 0	AWAY	0- 0	1- 1	2- 0				
0- 1	0- 0	0- 0	NEUTRAL	0- 0	0- 1	0- 0				
12- 7	1- 2	2- 0	CONFERENCE	1- 1	0- 1	8- 3				
4- 4	0- 1	1- 0	HOME	0- 1	0- 1	3- 1				
6- 2	1- 0	0- 0	AWAY	1- 0	0- 0	4- 2				
2- 1	0- 1	1- 0	NEUTRAL	0- 0	0- 0	1- 0				

RPI 1-25				RPI 26-50				RPI 51-100				RPI 101+			
RPI	S	Opponent	Score	RPI	S	Opponent	Score	RPI	S	Opponent	Score	RPI	S	Opponent	Score
11	A	Arizona St.	57 48	36	H	St. Bonaventure	52 47	54	H	Saint Louis	72 77	102	A	Iona	74 58
18	H	Duquesne	67 71	36	N	St. Bonaventure	59 50	85	A	Dayton	74 72	113	N	Toledo	61 80
21	A	George Washington	79 68									116	H	Saint Joseph's	63 66
21	N	George Washington	58 72									127	A	IUPUI	69 70
												144	H	Old Dominion	74 54
												163	H	Fordham	61 51
												166	A	George Mason	54 70
												166	H	George Mason	65 34
												188	A	Davidson	74 59
												188	H	Davidson	50 56
												198	A	Richmond	50 62
												198	H	Richmond	53 42
												198	N	Richmond	62 42
												211	A	N.C. A&T	64 49
												212	A	Rhode Island	49 36
												215	H	Furman	67 45
												215	H	William & Mary	73 47
												221	A	Massachusetts	74 66
												243	H	Coppin St.	73 42
												251	A	High Point	69 39
												268	H	Campbell	57 34
												274	H	UNCW	58 45
												280	H	UMES	63 39
												281	A	La Salle	84 76
LAST 12 Division I GAMES:															
		21	N	George Washington	58	72				212	A	Rhode Island	49	36	
		36	N	St. Bonaventure	59	50				198	A	Richmond	50	62	
		198	N	Richmond	62	42				281	A	La Salle	84	76	
		188	A	Davidson	74	59				36	H	St. Bonaventure	52	47	
		166	H	George Mason	65	34				18	H	Duquesne	67	71	
		21	A	George Washington	79	68				163	H	Fordham	61	51	

Non-Div I Games:

VCU

■ Loss, 
■ Non-Conf, 
■ S Site, 
■ H Home 
■ A Away 
N Neutral

## Valparaiso

Through Games Of March 9, 2016

Average RPI Win:	189	WON-LOST	WINNING	LAST 10	STRENGTH OF	OPP. STRENGTH	TEAM	ADJ.	CONF.	ADJ CONF.
Average RPI Loss:	134	RECORD	PCT. RANK	GAMES	SCHEDULE	OF SCHEDULE	RPI	RPI	RPI	RPI
DIV. I ONLY	6- 20	307	1- 9	66	138	241	241	14	14	
DIV. I NON-CONF.	1- 7	318	0- 0	40	41	250	250	16	16	
TOTALS	RPI 1-25	RPI 26-50	W-L RECORDS	RPI 51-100	RPI 101-150	RPI 150+				
6- 20	0- 4	0- 0	OVERALL	0- 1	3- 9	3- 6				
4- 9	0- 2	0- 0	HOME	0- 0	2- 5	2- 2				
2- 10	0- 2	0- 0	AWAY	0- 1	1- 4	1- 3				
0- 1	0- 0	0- 0	NEUTRAL	0- 0	0- 0	0- 1				
1- 7	0- 2	0- 0	NON-CONFERENCE	0- 1	1- 1	0- 3				
1- 3	0- 1	0- 0	HOME	0- 0	1- 1	0- 1				
0- 3	0- 1	0- 0	AWAY	0- 1	0- 0	0- 1				
0- 1	0- 0	0- 0	NEUTRAL	0- 0	0- 0	0- 1				
5- 13	0- 2	0- 0	CONFERENCE	0- 0	2- 8	3- 3				
3- 6	0- 1	0- 0	HOME	0- 0	1- 4	2- 1				
2- 7	0- 1	0- 0	AWAY	0- 0	1- 4	1- 2				
0- 0	0- 0	0- 0	NEUTRAL	0- 0	0- 0	0- 0				

RPI 1-25				RPI 26-50				RPI 51-100				RPI 101+ Team's RPI: 241			
RPI	S	Opponent	Score	RPI	S	Opponent	Score	RPI	S	Opponent	Score	RPI	S	Opponent	Score
1	H	Notre Dame	54 110					83	A	San Diego	60 76	103	A	Wright St.	63 80
14	A	Louisville	42 75									103	H	Wright St.	54 65
23	A	Green Bay	42 81									118	H	Akron	74 85
23	H	Green Bay	35 71									126	A	Youngstown St.	66 87
												126	H	Youngstown St.	65 60
												142	A	Detroit	65 85
												142	H	Detroit	66 72
												147	H	SIUE	69 56
												149	A	Milwaukee	60 82
												149	H	Milwaukee	60 70
												150	A	Northern Ky.	61 60
												150	H	Northern Ky.	50 68
												182	N	Northern Colo.	63 77
												183	A	Butler	53 72
												202	A	Oakland	77 87
												202	H	Oakland	81 66
												250	A	Ill.-Chicago	80 74
												250	H	Ill.-Chicago	50 54
												260	A	Cleveland St.	65 72
												260	H	Cleveland St.	66 59
												282	H	Miami (OH)	72 75
LAST 12 Division I GAMES:															
250	A	Ill.-Chicago	80 74	202	A	Oakland	77 87								
260	A	Cleveland St.	65 72	150	H	Northern Ky.	50 68								
126	A	Youngstown St.	66 87	103	H	Wright St.	54 65								
23	H	Green Bay	35 71	250	H	Ill.-Chicago	50 54								
149	H	Milwaukee	60 70	126	H	Youngstown St.	65 60								
142	A	Detroit	65 85	260	H	Cleveland St.	66 59								

Non-Div I Games: Ind.-Northwest 79 57 Cardinal Stitch 63 62 Ind.-Kokomo 88 22

Valparaiso

Loss, Non-Conf, S Site, H Home A Away N Neutral

Vanderbilt

Through Games Of March 9, 2016

Average RPI Win:	149	WON-LOST	WINNING	LAST 10	STRENGTH OF	OPP. STRENGTH	TEAM	ADJ.	CONF.	ADJ CONF.
Average RPI Loss:	49	RECORD	PCT. RANK	GAMES	SCHEDULE	OF SCHEDULE	RPI	RPI	RPI	RPI
DIV. I ONLY	18- 14	144	3- 7	34	52	75	75	2	2	
DIV. I NON-CONF.	11- 2	28	0- 0	119	220	34	34	2	2	
TOTALS	RPI 1-25	RPI 26-50	W-L RECORDS	RPI 51-100	RPI 101-150	RPI 150+				
18- 14	1- 7	2- 3	OVERALL	2- 2	4- 1	9- 1				
10- 6	0- 4	0- 2	HOME	1- 0	3- 0	6- 0				
5- 7	1- 2	1- 1	AWAY	1- 2	0- 1	2- 1				
3- 1	0- 1	1- 0	NEUTRAL	0- 0	1- 0	1- 0				
11- 2	0- 1	0- 0	NON-CONFERENCE	2- 1	3- 0	6- 0				
8- 0	0- 0	0- 0	HOME	1- 0	2- 0	5- 0				
2- 2	0- 1	0- 0	AWAY	1- 1	0- 0	1- 0				
1- 0	0- 0	0- 0	NEUTRAL	0- 0	1- 0	0- 0				
7- 12	1- 6	2- 3	CONFERENCE	0- 1	1- 1	3- 1				
2- 6	0- 4	0- 2	HOME	0- 0	1- 0	1- 0				
3- 5	1- 1	1- 1	AWAY	0- 1	0- 1	1- 1				
2- 1	0- 1	1- 0	NEUTRAL	0- 0	0- 0	1- 0				

RPI S	Opponent	Score	RPI S	Opponent	Score	RPI S	Opponent	Score	RPI S	Opponent	Score
4	H South Carolina	61 71	28	A Tennessee	49 58	51	H Ohio	62 59	104	H UT Martin	64 61
12	A Kentucky	71 69	28	H Tennessee	51 69	57	A Auburn	45 53	108	N New Mexico St.	71 45
12	H Kentucky	55 71	37	H Georgia	58 64	81	A Drexel	74 64	123	H LSU	58 42
19	H Texas A&M	63 75	37	N Georgia	54 49	85	A Dayton	56 81	136	H Troy	97 43
23	A Green Bay	56 58	44	A Missouri	56 52				141	A Arkansas	56 57
24	H Mississippi St.	61 66							159	A Alabama	54 48
24	N Mississippi St.	46 63							159	H Alabama	67 52
25	A Florida	67 79							163	A Fordham	53 40
									165	H ETSU	65 39
									177	A Ole Miss	52 55
									177	N Ole Miss	74 59
									208	H Presbyterian	56 38
									269	H Austin Peay	73 56
									341	H Air Force	86 29
									349	H Mississippi Val.	89 39
LAST 12 Division I GAMES:											
24	N Mississippi St.	46 63	25	A Florida	67 79						
37	N Georgia	54 49	12	H Kentucky	55 71						
177	N Ole Miss	74 59	28	H Tennessee	51 69						
44	A Missouri	56 52	141	A Arkansas	56 57						
24	H Mississippi St.	61 66	57	A Auburn	45 53						
19	H Texas A&M	63 75	37	H Georgia	58 64						

Non-Div I Games:

Vanderbilt

Loss, Non-Conf, S Site, H Home A Away N Neutral



## Vermont

Through Games Of March 9, 2016

Average RPI Win:	256	WON-LOST	WINNING	LAST 10	STRENGTH OF	OPP. STRENGTH	TEAM	ADJ.	CONF.	ADJ CONF.
Average RPI Loss:	177	RECORD	PCT. RANK	GAMES	SCHEDULE	OF SCHEDULE	RPI	RPI	RPI	RPI
DIV. I ONLY	9- 21	276	2- 8	230	286	278	278	16	16	
DIV. I NON-CONF.	5- 8	209	0- 0	302	347	271	271	19	19	
TOTALS	RPI 1-25	RPI 26-50	W-L RECORDS	RPI 51-100	RPI 101-150	RPI 150+				
9- 21	0- 0	0- 3	OVERALL	0- 3	0- 0	9- 15				
4- 9	0- 0	0- 1	HOME	0- 2	0- 0	4- 6				
5- 11	0- 0	0- 1	AWAY	0- 1	0- 0	5- 9				
0- 1	0- 0	0- 1	NEUTRAL	0- 0	0- 0	0- 0				
5- 8	0- 0	0- 0	NON-CONFERENCE	0- 1	0- 0	5- 7				
2- 3	0- 0	0- 0	HOME	0- 1	0- 0	2- 2				
3- 5	0- 0	0- 0	AWAY	0- 0	0- 0	3- 5				
0- 0	0- 0	0- 0	NEUTRAL	0- 0	0- 0	0- 0				
4- 13	0- 0	0- 3	CONFERENCE	0- 2	0- 0	4- 8				
2- 6	0- 0	0- 1	HOME	0- 1	0- 0	2- 4				
2- 6	0- 0	0- 1	AWAY	0- 1	0- 0	2- 4				
0- 1	0- 0	0- 1	NEUTRAL	0- 0	0- 0	0- 0				

RPI S	Opponent	Score	RPI S	Opponent	Score	RPI S	Opponent	Score	RPI S	Opponent	Score	Team's RPI: 278
48	A Albany (NY)	43 72	48	H Albany (NY)	40 75	63	A Maine	51 63	156	A Stony Brook	59 73	
48	N Albany (NY)	43 95	48	N Albany (NY)	43 95	63	H Maine	41 62	156	H Stony Brook	44 37	
						87	H Quinnipiac	65 77	162	A Delaware	60 71	
									184	A UMBC	48 85	
									184	H UMBC	60 74	
									190	H Sacred Heart	53 51	
									202	H Oakland	68 74	
									207	A Brown	54 71	
									214	A Dartmouth	56 54	
									218	A Hartford	50 52	
									218	H Hartford	47 51	
									219	A Binghamton	52 66	
									219	H Binghamton	53 57	
									232	A New Hampshire	63 59	
									232	H New Hampshire	83 63	
									235	A Bryant	52 68	
									249	A Columbia	56 73	
									254	A Holy Cross	63 77	
									276	H Central Conn. St.	79 63	
									320	A UMass Lowell	59 51	
									320	H UMass Lowell	66 68	
									335	H St. Francis Brooklyn	55 59	
									342	A NJIT	54 46	
									343	A Boston U.	60 45	
LAST 12 Division I GAMES:												
48	N Albany (NY)	43 95	320	H UMass Lowell	66 68	48	H Albany (NY)	40 75				
156	H Stony Brook	44 37	63	A Maine	51 63	156	A Stony Brook	59 73				
232	A New Hampshire	63 59	232	H New Hampshire	83 63	232	H New Hampshire	83 63				
184	H UMBC	60 74	219	H Binghamton	53 57	219	H Binghamton	53 57				
219	A Binghamton	52 66										
218	A Hartford	50 52										

Non-Div I Games:

Vermont

■ Loss, 
 ■ Non-Conf, 
 ■ S Site, 
 ■ Home 
 ■ A Away 
 N Neutral

Average RPI Win:	139	WON-LOST	WINNING	LAST 10	STRENGTH OF	OPP. STRENGTH	TEAM	ADJ.	CONF.	ADJ CONF.
Average RPI Loss:	79	RECORD	PCT. RANK	GAMES	SCHEDULE	OF SCHEDULE	RPI	RPI	RPI	RPI
DIV. I ONLY	19- 11	94	6- 4	62	68	56	56	6	6	
DIV. I NON-CONF.	7- 4	110	1- 0	29	67	38	38	6	6	
TOTALS	RPI 1-25	RPI 26-50	W-L RECORDS	RPI 51-100	RPI 101-150	RPI 150+				
19- 11	0- 1	5- 3	OVERALL	3- 2	2- 4	9- 1				
9- 3	0- 0	3- 1	HOME	1- 0	1- 2	4- 0				
8- 6	0- 1	2- 2	AWAY	1- 1	1- 1	4- 1				
2- 2	0- 0	0- 0	NEUTRAL	1- 1	0- 1	1- 0				
7- 4	0- 1	1- 1	NON-CONFERENCE	1- 2	1- 0	4- 0				
3- 0	0- 0	1- 0	HOME	0- 0	1- 0	1- 0				
2- 3	0- 1	0- 1	AWAY	0- 1	0- 0	2- 0				
2- 1	0- 0	0- 0	NEUTRAL	1- 1	0- 0	1- 0				
12- 7	0- 0	4- 2	CONFERENCE	2- 0	1- 4	5- 1				
6- 3	0- 0	2- 1	HOME	1- 0	0- 2	3- 0				
6- 3	0- 0	2- 1	AWAY	1- 0	1- 1	2- 1				
0- 1	0- 0	0- 0	NEUTRAL	0- 0	0- 1	0- 0				

RPI 1-25				RPI 26-50				RPI 51-100 Team's RPI: 56				RPI 101+			
RPI	S	Opponent	Score	RPI	S	Opponent	Score	RPI	S	Opponent	Score	RPI	S	Opponent	Score
21	A	George Washington	70 78	27	H	Penn	66 46	53	N	St. Mary's (CA)	60 67	101	A	Georgetown	63 60
				29	A	DePaul	64 60	71	A	Temple	55 61	101	H	Georgetown	51 57
				29	H	DePaul	47 75	81	N	Drexel	67 55	114	A	Creighton	48 53
				41	A	Seton Hall	50 60	100	A	Marquette	82 75	114	H	Creighton	62 65
				41	H	Seton Hall	55 45	100	H	Marquette	81 60	114	N	Creighton	48 57
				42	A	St. John's (NY)	71 59					116	H	Saint Joseph's	55 49
				42	H	St. John's (NY)	58 54					168	A	Xavier	67 74
				47	A	North Carolina St.	64 70					168	H	Xavier	58 55
LAST 12 Division I GAMES:															
				114	N	Creighton	48 57	100	H	Marquette	81 60				
				183	H	Butler	66 46	29	H	DePaul	47 75				
				168	H	Xavier	58 55	265	A	Providence	76 47				
				101	A	Georgetown	63 60	114	A	Creighton	48 53				
				41	A	Seton Hall	50 60	27	H	Penn	66 46				
				42	A	St. John's (NY)	71 59	101	H	Georgetown	51 57				

Non-Div I Games:

Villanova

## Virginia

Through Games Of March 9, 2016

Average RPI Win:	182	WON-LOST	WINNING	LAST 10	STRENGTH OF	OPP. STRENGTH	TEAM	ADJ.	CONF.	ADJ CONF.
Average RPI Loss:	51	RECORD	PCT. RANK	GAMES	SCHEDULE	OF SCHEDULE	RPI	RPI	RPI	RPI
DIV. I ONLY	16- 15	162	3- 7	65	58	109	109	4	4	
DIV. I NON-CONF.	10- 4	86	0- 0	180	120	115	115	5	5	
TOTALS	RPI 1-25	RPI 26-50	W-L RECORDS	RPI 51-100	RPI 101-150	RPI 150+				
16- 15	1- 6	1- 3	OVERALL	3- 3	2- 3	9- 0				
10- 6	0- 3	1- 0	HOME	0- 1	0- 2	9- 0				
5- 6	0- 3	0- 2	AWAY	3- 0	2- 1	0- 0				
1- 3	1- 0	0- 1	NEUTRAL	0- 2	0- 0	0- 0				
10- 4	1- 1	0- 0	NON-CONFERENCE	2- 3	0- 0	7- 0				
7- 1	0- 0	0- 0	HOME	0- 1	0- 0	7- 0				
2- 1	0- 1	0- 0	AWAY	2- 0	0- 0	0- 0				
1- 2	1- 0	0- 0	NEUTRAL	0- 2	0- 0	0- 0				
6- 11	0- 5	1- 3	CONFERENCE	1- 0	2- 3	2- 0				
3- 5	0- 3	1- 0	HOME	0- 0	0- 2	2- 0				
3- 5	0- 2	0- 2	AWAY	1- 0	2- 1	0- 0				
0- 1	0- 0	0- 1	NEUTRAL	0- 0	0- 0	0- 0				

RPI	S	Opponent	Score	RPI	S	Opponent	Score	RPI	S	Opponent	Score	RPI	S	Opponent	Score	Team's RPI: 109
1	H	Notre Dame	46 74	26	H	Miami (FL)	76 56	52	N	Rutgers	48 60	119	A	Boston College	61 50	
6	A	Ohio St.	73 93	46	A	Duke	52 67	57	A	Auburn	69 52	122	A	Virginia Tech	55 60	
13	H	Syracuse	57 91	46	N	Duke	53 57	59	H	Iowa	73 85	122	H	Virginia Tech	46 66	
14	A	Louisville	59 74	47	A	North Carolina St.	52 63	67	A	Middle Tenn.	70 66	129	H	Pittsburgh	55 58	
14	H	Louisville	41 59					73	A	Georgia Tech	78 67	140	A	Wake Forest	52 50	
15	A	Florida St.	48 70					74	N	Tulane	62 67	154	H	North Carolina	72 68	
23	N	Green Bay	68 59									198	H	Richmond	71 51	
												243	H	Coppin St.	75 40	
												255	H	Clemson	65 48	
												259	H	Bowling Green	68 39	
												295	H	Charleston So.	85 65	
												311	H	Longwood	81 46	
												342	H	NJIT	81 54	
												347	H	Norfolk St.	86 50	
LAST 12 Division I GAMES:																
46	N	Duke	53 57	13	H	Syracuse	57 91									
122	A	Virginia Tech	55 60	122	H	Virginia Tech	46 66									
154	H	North Carolina	72 68	46	A	Duke	52 67									
255	H	Clemson	65 48	47	A	North Carolina St.	52 63									
14	A	Louisville	59 74	129	H	Pittsburgh	55 58									
119	A	Boston College	61 50	15	A	Florida St.	48 70									

Non-Div I Games:

Virginia

■ Loss, 
 ■ Non-Conf, S Site, 
 ■ Home 
 ■ Away 
 N Neutral

Average RPI Win:	<b>192</b>	WON-LOST	WINNING	LAST 10	STRENGTH OF	OPP. STRENGTH	TEAM	ADJ.	CONF.	ADJ CONF.
Average RPI Loss:	<b>59</b>	RECORD	PCT. RANK	GAMES	SCHEDULE	OF SCHEDULE	RPI	RPI	RPI	RPI
DIV. I ONLY	<b>17- 13</b>	<b>139</b>	<b>3- 7</b>	<b>106</b>	<b>62</b>	<b>122</b>	<b>122</b>	<b>4</b>	<b>4</b>	
DIV. I NON-CONF.	<b>12- 1</b>	<b>9</b>	<b>0- 0</b>	<b>277</b>	<b>191</b>	<b>67</b>	<b>67</b>	<b>5</b>	<b>5</b>	
TOTALS	RPI 1-25	RPI 26-50	W-L RECORDS	RPI 51-100	RPI 101-150	RPI 150+				
17- 13	0- 4	1- 4	OVERALL	0- 1	5- 3	11- 1				
13- 5	0- 0	0- 3	HOME	0- 1	2- 1	11- 0				
4- 7	0- 4	1- 1	AWAY	0- 0	3- 1	0- 1				
0- 1	0- 0	0- 0	NEUTRAL	0- 0	0- 1	0- 0				
12- 1	0- 0	1- 0	NON-CONFERENCE	0- 0	1- 1	10- 0				
10- 0	0- 0	0- 0	HOME	0- 0	0- 0	10- 0				
2- 1	0- 0	1- 0	AWAY	0- 0	1- 1	0- 0				
0- 0	0- 0	0- 0	NEUTRAL	0- 0	0- 0	0- 0				
5- 12	0- 4	0- 4	CONFERENCE	0- 1	4- 2	1- 1				
3- 5	0- 0	0- 3	HOME	0- 1	2- 1	1- 0				
2- 6	0- 4	0- 1	AWAY	0- 0	2- 0	0- 1				
0- 1	0- 0	0- 0	NEUTRAL	0- 0	0- 1	0- 0				

RPI 1-25				RPI 26-50				RPI 51-100				RPI 101+ Team's RPI: 122			
RPI	S	Opponent	Score	RPI	S	Opponent	Score	RPI	S	Opponent	Score	RPI	S	Opponent	Score
1	A	Notre Dame	41 <b>80</b>	26	A	Miami (FL)	56 <b>67</b>	73	H	Georgia Tech	34 <b>51</b>	101	A	Georgetown	56 <b>73</b>
13	A	Syracuse	39 <b>60</b>	26	H	Miami (FL)	45 <b>57</b>					109	A	Virginia	66 46
14	A	Louisville	45 <b>56</b>	28	A	Tennessee	57 43					109	H	Virginia	60 55
15	A	Florida St.	50 <b>68</b>	46	H	Duke	62 <b>66</b>					119	H	Boston College	58 33
				47	H	North Carolina St.	61 <b>72</b>					119	N	Boston College	37 <b>49</b>
LAST 12 Division I GAMES:															
				119	N	Boston College	37 <b>49</b>	154	A	North Carolina	67 <b>71</b>				
				109	H	Virginia	60 55	109	A	Virginia	66 46				
				140	A	Wake Forest	54 48	73	H	Georgia Tech	34 <b>51</b>				
				26	A	Miami (FL)	56 <b>67</b>	15	A	Florida St.	50 <b>68</b>				
				46	H	Duke	62 <b>66</b>	26	H	Miami (FL)	45 <b>57</b>				
				129	H	Pittsburgh	48 <b>59</b>	1	A	Notre Dame	41 <b>80</b>				
												253	H	Morgan St.	73 33
												255	H	Clemson	79 49
												265	H	Providence	62 46
												308	H	Wofford	73 42
												317	H	Mt. St. Mary's	59 42

Non-Div I Games:

Virginia Tech

■ Loss, 
 ■ Non-Conf, S Site, 
 ■ Home 
 ■ Away 
 N Neutral

W  
a  
g  
n  
e  
rW  
a  
g  
n  
e  
r

Wagner

Page 357

W  
a  
g  
n  
e  
r

RPI S      Opponent      Wagner      Score

Through Games Of March 9, 2016

RPI	S	Opponent	Score
342	H	NJIT	76 53

W  
a  
g  
n  
e  
r

Wagner

## Wake Forest

Through Games Of March 9, 2016

Average RPI Win:	185	WON-LOST	WINNING	LAST 10	STRENGTH OF	OPP. STRENGTH	TEAM	ADJ.	CONF.	ADJ CONF.
Average RPI Loss:	71	RECORD	PCT. RANK	GAMES	SCHEDULE	OF SCHEDULE	RPI	RPI	RPI	RPI
DIV. I ONLY	16- 15	162	5- 5	133	35	140	140	4	4	
DIV. I NON-CONF.	9- 4	95	0- 0	310	111	180	180	5	5	
TOTALS	RPI 1-25	RPI 26-50	W-L RECORDS	RPI 51-100	RPI 101-150	RPI 150+				
16- 15	0- 4	2- 4	OVERALL	0- 3	4- 2	10- 2				
9- 7	0- 3	2- 0	HOME	0- 1	2- 2	5- 1				
5- 6	0- 1	0- 4	AWAY	0- 1	2- 0	3- 0				
2- 2	0- 0	0- 0	NEUTRAL	0- 1	0- 0	2- 1				
9- 4	0- 0	0- 1	NON-CONFERENCE	0- 1	2- 0	7- 2				
6- 2	0- 0	0- 0	HOME	0- 1	2- 0	4- 1				
2- 1	0- 0	0- 1	AWAY	0- 0	0- 0	2- 0				
1- 1	0- 0	0- 0	NEUTRAL	0- 0	0- 0	1- 1				
7- 11	0- 4	2- 3	CONFERENCE	0- 2	2- 2	3- 0				
3- 5	0- 3	2- 0	HOME	0- 0	0- 2	1- 0				
3- 5	0- 1	0- 3	AWAY	0- 1	2- 0	1- 0				
1- 1	0- 0	0- 0	NEUTRAL	0- 1	0- 0	1- 0				

RPI 1-25				RPI 26-50				RPI 51-100				RPI 101+ Team's RPI: 140			
RPI	S	Opponent	Score	RPI	S	Opponent	Score	RPI	S	Opponent	Score	RPI	S	Opponent	Score
1	H	Notre Dame	52 86	26	A	Miami (FL)	60 71	73	A	Georgia Tech	51 66	109	H	Virginia	50 52
13	H	Syracuse	65 91	44	A	Missouri	81 94	73	N	Georgia Tech	65 67	119	A	Boston College	65 59
14	A	Louisville	54 78	46	A	Duke	68 95	78	H	Belmont	64 78	122	H	Virginia Tech	48 54
15	H	Florida St.	55 96	46	H	Duke	64 58					123	H	LSU	60 57
				47	A	North Carolina St.	47 64					129	A	Pittsburgh	60 49
				47	H	North Carolina St.	63 58					143	H	Jacksonville	57 51
												154	H	North Carolina	75 63
												165	H	ETSU	69 52
												188	H	Davidson	77 58
												197	H	Wisconsin	51 64
												198	H	Richmond	43 33
												204	N	Hampton	42 47
												255	A	Clemson	55 45
												255	N	Clemson	73 58
												272	A	American	71 70
												281	H	La Salle	61 53
												283	N	Coastal Caro.	81 52
												302	A	FIU	57 53
LAST 12 Division I GAMES:															
				73	N	Georgia Tech	65 67	255	A	Clemson	55 45				
				255	N	Clemson	73 58	47	H	North Carolina St.	63 58				
				73	A	Georgia Tech	51 66	129	A	Pittsburgh	60 49				
				122	H	Virginia Tech	48 54	14	A	Louisville	54 78				
				1	H	Notre Dame	52 86	15	H	Florida St.	55 96				
				46	H	Duke	64 58	119	A	Boston College	65 59				

Non-Div I Games:

Wake Forest

■ Loss, 
 ■ Non-Conf, S Site, 
 ■ Home 
 ■ Away 
 N Neutral





Average RPI Win:	171	WON-LOST	WINNING	LAST 10	STRENGTH OF	OPP. STRENGTH	TEAM	ADJ.	CONF.	ADJ CONF.
Average RPI Loss:	41	RECORD	PCT. RANK	GAMES	SCHEDULE	OF SCHEDULE	RPI	RPI	RPI	RPI
DIV. I ONLY	14- 16	190	2- 8	58	13	97	97	1	1	
DIV. I NON-CONF.	9- 2	37	0- 0	127	114	29	29	1	1	
TOTALS	RPI 1-25	RPI 26-50	W-L RECORDS	RPI 51-100	RPI 101-150	RPI 150+				
14- 16	0- 6	0- 3	OVERALL	2- 7	4- 0	8- 0				
7- 6	0- 3	0- 1	HOME	1- 2	2- 0	4- 0				
6- 9	0- 3	0- 2	AWAY	1- 4	2- 0	3- 0				
1- 1	0- 0	0- 0	NEUTRAL	0- 1	0- 0	1- 0				
9- 2	0- 0	0- 1	NON-CONFERENCE	1- 1	2- 0	6- 0				
4- 0	0- 0	0- 0	HOME	0- 0	1- 0	3- 0				
4- 2	0- 0	0- 1	AWAY	1- 1	1- 0	2- 0				
1- 0	0- 0	0- 0	NEUTRAL	0- 0	0- 0	1- 0				
5- 14	0- 6	0- 2	CONFERENCE	1- 6	2- 0	2- 0				
3- 6	0- 3	0- 1	HOME	1- 2	1- 0	1- 0				
2- 7	0- 3	0- 1	AWAY	0- 3	1- 0	1- 0				
0- 1	0- 0	0- 0	NEUTRAL	0- 1	0- 0	0- 0				

RPI 1-25				RPI 26-50				RPI 51-100 Team's RPI: 97				RPI 101+			
RPI	S	Opponent	Score	RPI	S	Opponent	Score	RPI	S	Opponent	Score	RPI	S	Opponent	Score
5	H	Oregon St.	45 54	31	A	Oklahoma St.	60 70	53	A	St. Mary's (CA)	71 75	115	H	Gonzaga	55 48
9	A	UCLA	61 73	33	A	Washington	63 69	55	A	Southern California	62 64	120	A	Hawaii	62 52
9	H	UCLA	73 75	33	H	Washington	64 79	55	H	Southern California	73 61	124	A	Arizona	62 61
10	A	Stanford	52 69					55	N	Southern California	73 77	124	H	Arizona	67 46
11	A	Arizona St.	39 61					83	A	San Diego	78 72	153	A	Boise St.	57 52
11	H	Arizona St.	45 63					84	H	Oregon	48 73	199	H	San Jose St.	95 80
								86	A	California	71 74	201	A	Colorado	74 66
								88	A	Utah	71 73	201	H	Colorado	83 70
								88	H	Utah	69 75	204	H	Hampton	68 61
												220	A	Kansas	66 53
												266	H	UC Santa Barbara	61 44
												325	N	Nevada	70 57
LAST 12 Division I GAMES:															
		55	N	Southern California	73	77	9	A	UCLA	61	73				
		88	H	Utah	69	75	5	H	Oregon St.	45	54				
		201	H	Colorado	83	70	84	H	Oregon	48	73				
		124	A	Arizona	62	61	10	A	Stanford	52	69				
		11	A	Arizona St.	39	61	86	A	California	71	74				
		55	A	Southern California	62	64	33	A	Washington	63	69				

Non-Div I Games:

Washington St.

■ Loss, 
 ■ Non-Conf, 
 ■ S Site, 
 ■ H Home 
 ■ A Away 
 N Neutral

Average RPI Win:	256	WON-LOST	WINNING	LAST 10	STRENGTH OF	OPP. STRENGTH	TEAM	ADJ.	CONF.	ADJ CONF.
Average RPI Loss:	135	RECORD	PCT. RANK	GAMES	SCHEDULE	OF SCHEDULE	RPI	RPI	RPI	RPI
DIV. I ONLY	18- 11	102	5- 5	330	175	189	189	19	19	
DIV. I NON-CONF.	6- 3	99	0- 0	311	143	162	162	23	23	
TOTALS	RPI 1-25	RPI 26-50	W-L RECORDS	RPI 51-100	RPI 101-150	RPI 150+				
18- 11	0- 1	0- 1	OVERALL	1- 1	0- 2	17- 6				
7- 5	0- 1	0- 0	HOME	0- 1	0- 1	7- 2				
9- 5	0- 0	0- 1	AWAY	1- 0	0- 0	8- 4				
2- 1	0- 0	0- 0	NEUTRAL	0- 0	0- 1	2- 0				
6- 3	0- 1	0- 1	NON-CONFERENCE	0- 0	0- 0	6- 1				
1- 2	0- 1	0- 0	HOME	0- 0	0- 0	1- 1				
4- 1	0- 0	0- 1	AWAY	0- 0	0- 0	4- 0				
1- 0	0- 0	0- 0	NEUTRAL	0- 0	0- 0	1- 0				
12- 8	0- 0	0- 0	CONFERENCE	1- 1	0- 2	11- 5				
6- 3	0- 0	0- 0	HOME	0- 1	0- 1	6- 1				
5- 4	0- 0	0- 0	AWAY	1- 0	0- 0	4- 4				
1- 1	0- 0	0- 0	NEUTRAL	0- 0	0- 1	1- 0				

RPI 1-25				RPI 26-50				RPI 51-100				RPI 101+ Team's RPI: 189			
RPI	S	Opponent	Score	RPI	S	Opponent	Score	RPI	S	Opponent	Score	RPI	S	Opponent	Score
16	H	BYU	51 68	33	A	Washington	56 69	91	A	North Dakota	62 56	131	H	Idaho	70 77
								91	H	North Dakota	78 85	131	N	Idaho	83 86
												160	A	Montana St.	71 92
												169	H	Eastern Wash.	80 74
												170	A	Montana	75 84
												171	A	Sacramento St.	64 87
												171	H	Sacramento St.	77 66
												172	A	Idaho St.	61 46
												172	H	Idaho St.	57 58
												182	A	Northern Colo.	63 65
												182	H	Northern Colo.	82 79
												200	N	SFA	56 46
												206	H	Utah Valley	61 56
												224	H	Col. of Charleston	42 50
												237	A	North Texas	45 38
												292	A	Portland	57 55
												303	A	Denver	61 49
												310	A	Northern Ariz.	76 56
												310	H	Northern Ariz.	95 88
												321	A	Portland St.	75 58
												321	H	Portland St.	102 73
												321	N	Portland St.	91 68
												334	A	Southern Utah	69 51
												334	H	Southern Utah	75 56
												339	A	Cal St. Fullerton	60 40
LAST 12 Division I GAMES:															
				131	N	Idaho	83 86	310	H	Northern Ariz.	95 88				
				321	N	Portland St.	91 68	334	H	Southern Utah	75 56				
				169	H	Eastern Wash.	80 74	321	A	Portland St.	75 58				
				131	H	Idaho	70 77	171	A	Sacramento St.	64 87				
				170	A	Montana	75 84	91	H	North Dakota	78 85				
				160	A	Montana St.	71 92	182	H	Northern Colo.	82 79				

Non-Div I Games: Westminster (UT) 79 46 Bethesda (CA) 86 60

Weber St.

■ Loss, 
■ Non-Conf, S Site, 
■ Home 
■ Away 
N Neutral

## West Virginia

Through Games Of March 9, 2016

Average RPI Win:	149	WON-LOST	WINNING	LAST 10	STRENGTH OF	OPP. STRENGTH	TEAM	ADJ.	CONF.	ADJ CONF.
Average RPI Loss:	28	RECORD	PCT. RANK	GAMES	SCHEDULE	OF SCHEDULE	RPI	RPI	RPI	RPI
DIV. I ONLY	24- 9	56	7- 3	33	45	22	22	3	3	
DIV. I NON-CONF.	11- 2	28	0- 0	162	222	57	57	3	3	
TOTALS	RPI 1-25	RPI 26-50	W-L RECORDS	RPI 51-100	RPI 101-150	RPI 150+				
24- 9	0- 5	7- 2	OVERALL	1- 1	7- 1	9- 0				
13- 2	0- 2	3- 0	HOME	1- 0	3- 0	6- 0				
5- 5	0- 2	1- 2	AWAY	0- 0	3- 1	1- 0				
6- 2	0- 1	3- 0	NEUTRAL	0- 1	1- 0	2- 0				
11- 2	0- 0	2- 0	NON-CONFERENCE	1- 1	1- 1	7- 0				
6- 0	0- 0	0- 0	HOME	1- 0	0- 0	5- 0				
0- 1	0- 0	0- 0	AWAY	0- 0	0- 1	0- 0				
5- 1	0- 0	2- 0	NEUTRAL	0- 1	1- 0	2- 0				
13- 7	0- 5	5- 2	CONFERENCE	0- 0	6- 0	2- 0				
7- 2	0- 2	3- 0	HOME	0- 0	3- 0	1- 0				
5- 4	0- 2	1- 2	AWAY	0- 0	3- 0	1- 0				
1- 1	0- 1	1- 0	NEUTRAL	0- 0	0- 0	0- 0				

RPI	S	Opponent	Score	RPI	S	Opponent	Score	RPI	S	Opponent	Score	RPI	S	Opponent	Score
2	A	Baylor	64 69	30	A	Oklahoma	54 57	55	N	Southern California	67 78	107	A	TCU	97 84
2	H	Baylor	61 71	30	H	Oklahoma	63 55	89	H	Elon	67 57	107	H	TCU	83 72
7	A	Texas	50 73	31	A	Oklahoma St.	51 63					115	A	Gonzaga	57 62
7	H	Texas	54 65	31	H	Oklahoma St.	82 48					130	A	Iowa St.	82 57
7	N	Texas	51 67	34	N	James Madison	69 62					130	H	Iowa St.	57 47
				45	N	Indiana	75 64					135	N	Marshall	66 60
				49	A	Kansas St.	72 53					138	A	Texas Tech	69 42
				49	H	Kansas St.	64 44					138	H	Texas Tech	79 57
				49	N	Kansas St.	74 65					157	N	Yale	70 60
												220	A	Kansas	65 45
												220	H	Kansas	72 35
												228	N	Grand Canyon	68 50
												243	H	Coppin St.	96 64
												309	H	Morehead St.	94 56
												311	H	Longwood	74 43
												314	H	Fairleigh Dickinson	91 42
												323	H	Delaware St.	77 34
LAST 12 Division I GAMES:															
		7	N	Texas	51	67	30	H	Oklahoma	63	55				
		49	N	Kansas St.	74	65	31	A	Oklahoma St.	51	63				
		130	A	Iowa St.	82	57	130	H	Iowa St.	57	47				
		31	H	Oklahoma St.	82	48	49	H	Kansas St.	64	44				
		107	H	TCU	83	72	138	A	Texas Tech	69	42				
		7	A	Texas	50	73	2	H	Baylor	61	71				

Non-Div I Games:

West Virginia

■ Loss, 
 ■ Non-Conf, 
 ■ S Site, 
 ■ Home 
 ■ A Away 
 N Neutral

Average RPI Win:	307	WON-LOST	WINNING	LAST 10	STRENGTH OF	OPP. STRENGTH	TEAM	ADJ.	CONF.	ADJ CONF.
Average RPI Loss:	161	RECORD	PCT. RANK	GAMES	SCHEDULE	OF SCHEDULE	RPI	RPI	RPI	RPI
DIV. I ONLY	4- 22	325	3- 7	145	263	301	301	17	17	
DIV. I NON-CONF.	1- 10	330	0- 0	151	345	304	304	15	15	
TOTALS	RPI 1-25	RPI 26-50	W-L RECORDS	RPI 51-100	RPI 101-150	RPI 150+				
4- 22	0- 0	0- 5	OVERALL	0- 0	0- 5	4- 12				
2- 7	0- 0	0- 1	HOME	0- 0	0- 3	2- 3				
1- 14	0- 0	0- 3	AWAY	0- 0	0- 2	1- 9				
1- 1	0- 0	0- 1	NEUTRAL	0- 0	0- 0	1- 0				
1- 10	0- 0	0- 2	NON-CONFERENCE	0- 0	0- 1	1- 7				
0- 2	0- 0	0- 0	HOME	0- 0	0- 1	0- 1				
0- 8	0- 0	0- 2	AWAY	0- 0	0- 0	0- 6				
1- 0	0- 0	0- 0	NEUTRAL	0- 0	0- 0	1- 0				
3- 12	0- 0	0- 3	CONFERENCE	0- 0	0- 4	3- 5				
2- 5	0- 0	0- 1	HOME	0- 0	0- 2	2- 2				
1- 6	0- 0	0- 1	AWAY	0- 0	0- 2	1- 3				
0- 1	0- 0	0- 1	NEUTRAL	0- 0	0- 0	0- 0				

RPI 1-25				RPI 26-50				RPI 51-100				RPI 101+				Team's RPI: 301	
RPI	S	Opponent	Score	RPI	S	Opponent	Score	RPI	S	Opponent	Score	RPI	S	Opponent	Score		
				40	A	Chattanooga	59 77					110	A	Samford	52 57		
				40	H	Chattanooga	51 65					110	H	Samford	42 59		
				40	N	Chattanooga	56 74					112	A	Mercer	42 63		
				46	A	Duke	47 84					112	H	Mercer	88 92		
				47	A	North Carolina St.	55 86					133	H	UNC Asheville	45 67		
												165	A	ETSU	62 74		
												165	H	ETSU	43 45		
												178	A	Eastern Ky.	62 91		
												188	A	Davidson	51 64		
												213	A	USC Upstate	59 68		
												215	A	Furman	56 71		
												215	H	Furman	76 83		
												252	H	Bethune-Cookman	59 66		
												268	A	Campbell	66 73		
												288	A	Kennesaw St.	53 65		
												295	A	Charleston So.	59 80		
												296	N	Florida A&M	69 53		
												308	A	Wofford	71 72		
												308	H	Wofford	74 72		
												312	A	UNCG	84 80		
												312	H	UNCG	84 72		
LAST 12 Division I GAMES:																	
				40	N	Chattanooga	56 74					110	A	Samford	52 57		
				312	A	UNCG	84 80					112	A	Mercer	42 63		
				215	A	Furman	56 71					312	H	UNCG	84 72		
				308	A	Wofford	71 72					308	H	Wofford	74 72		
				40	H	Chattanooga	51 65					215	H	Furman	76 83		
				165	H	ETSU	43 45					165	A	ETSU	62 74		

Non-Div I Games: Anderson (SC) 72 55 Brevard 68 60 Warren Wilson 106 52

Western Caro.

Loss, Non-Conf, S Site, H Home A Away N Neutral

Average RPI Win:	281	WON-LOST	WINNING	LAST 10	STRENGTH OF	OPP. STRENGTH	TEAM	ADJ.	CONF.	ADJ CONF.
Average RPI Loss:	130	RECORD	PCT. RANK	GAMES	SCHEDULE	OF SCHEDULE	RPI	RPI	RPI	RPI
DIV. I ONLY	13- 15	193	4- 6	289	205	239	239	18	18	
DIV. I NON-CONF.	5- 6	180	0- 0	307	250	246	246	18	18	
TOTALS	RPI 1-25	RPI 26-50	W-L RECORDS	RPI 51-100	RPI 101-150	RPI 150+				
13- 15	0- 0	0- 3	OVERALL	0- 4	2- 4	11- 4				
7- 5	0- 0	0- 1	HOME	0- 1	2- 1	5- 2				
5- 8	0- 0	0- 2	AWAY	0- 3	0- 2	5- 1				
1- 2	0- 0	0- 0	NEUTRAL	0- 0	0- 1	1- 1				
5- 6	0- 0	0- 1	NON-CONFERENCE	0- 2	1- 0	4- 3				
2- 2	0- 0	0- 0	HOME	0- 0	1- 0	1- 2				
2- 3	0- 0	0- 1	AWAY	0- 2	0- 0	2- 0				
1- 1	0- 0	0- 0	NEUTRAL	0- 0	0- 0	1- 1				
8- 9	0- 0	0- 2	CONFERENCE	0- 2	1- 4	7- 1				
5- 3	0- 0	0- 1	HOME	0- 1	1- 1	4- 0				
3- 5	0- 0	0- 1	AWAY	0- 1	0- 2	3- 1				
0- 1	0- 0	0- 0	NEUTRAL	0- 0	0- 1	0- 0				

RPI 1-25			RPI 26-50			RPI 51-100			RPI 101+ Team's RPI: 239		
RPI	S	Opponent	Score	RPI	S	Opponent	Score	RPI	S	Opponent	Score
49	A	Kansas St.	45 84	59	A	Iowa	81 96	127	A	IUPUI	87 96
50	A	South Dakota St.	63 85	61	A	South Dakota	50 86	127	H	IUPUI	60 68
50	H	South Dakota St.	65 66	61	H	South Dakota	77 102	139	A	Oral Roberts	55 79
				91	A	North Dakota	67 78	139	H	Oral Roberts	72 61
								139	N	Oral Roberts	55 68
								147	H	SIUE	78 74
								227	H	Southeast Mo. St.	84 89
								238	A	Omaha	66 79
								238	H	Omaha	74 55
								250	H	Ill.-Chicago	70 78
								252	N	Bethune-Cookman	75 59
								285	N	Towson	77 83
								303	A	Denver	80 69
								303	H	Denver	63 60
								315	A	Illinois St.	79 64
								316	A	IPFW	78 74
								316	H	IPFW	88 87
								322	A	North Dakota St.	94 82
								322	H	North Dakota St.	100 89
								340	A	Eastern Ill.	92 69
								345	H	Chicago St.	88 50
LAST 12 Division I GAMES:											
139	N	Oral Roberts	55 68	127	A	IUPUI	87 96				
50	H	South Dakota St.	65 66	316	H	IPFW	88 87				
322	H	North Dakota St.	100 89	238	H	Omaha	74 55				
139	A	Oral Roberts	55 79	61	H	South Dakota	77 102				
61	A	South Dakota	50 86	50	A	South Dakota St.	63 85				
303	A	Denver	80 69	322	A	North Dakota St.	94 82				

Non-Div I Games: Ashford 86 58 Central Methodist 108 46

Western Ill.

Loss, Non-Conf, S Site, H Home A Away N Neutral

## Western Ky.

Through Games Of March 9, 2016

Average RPI Win:	175	WON-LOST	WINNING	LAST 10	STRENGTH OF	OPP. STRENGTH	TEAM	ADJ.	CONF.	ADJ CONF.
Average RPI Loss:	82	RECORD	PCT. RANK	GAMES	SCHEDULE	OF SCHEDULE	RPI	RPI	RPI	RPI
DIV. I ONLY	23- 5	21	7- 3	113	108	35	35	13	13	
DIV. I NON-CONF.	8- 2	51	0- 0	210	88	56	56	10	10	
TOTALS	RPI 1-25	RPI 26-50	W-L RECORDS	RPI 51-100	RPI 101-150	RPI 150+				
23- 5	1- 0	0- 1	OVERALL	3- 3	4- 0	15- 1				
12- 1	1- 0	0- 1	HOME	3- 0	2- 0	6- 0				
10- 4	0- 0	0- 0	AWAY	0- 3	2- 0	8- 1				
1- 0	0- 0	0- 0	NEUTRAL	0- 0	0- 0	1- 0				
8- 2	1- 0	0- 0	NON-CONFERENCE	1- 1	0- 0	6- 1				
4- 0	1- 0	0- 0	HOME	1- 0	0- 0	2- 0				
3- 2	0- 0	0- 0	AWAY	0- 1	0- 0	3- 1				
1- 0	0- 0	0- 0	NEUTRAL	0- 0	0- 0	1- 0				
15- 3	0- 0	0- 1	CONFERENCE	2- 2	4- 0	9- 0				
8- 1	0- 0	0- 1	HOME	2- 0	2- 0	4- 0				
7- 2	0- 0	0- 0	AWAY	0- 2	2- 0	5- 0				
0- 0	0- 0	0- 0	NEUTRAL	0- 0	0- 0	0- 0				

RPI 1-25				RPI 26-50				Team's RPI: 35	RPI 51-100				RPI 101+			
RPI	S	Opponent	Score	RPI	S	Opponent	Score		RPI	S	Opponent	Score	RPI	S	Opponent	Score
14	H	Louisville	71 69	32	H	UTEP	78 85		60	A	Ball St.	60 74	135	A	Marshall	80 76
									67	A	Middle Tenn.	75 83	135	H	Marshall	81 52
									67	H	Middle Tenn.	62 51	144	A	Old Dominion	85 74
									76	A	Charlotte	72 81	144	H	Old Dominion	68 51
									76	H	Charlotte	77 66	152	A	UT Arlington	73 64
									78	H	Belmont	80 65	155	A	UAB	63 49
													155	H	UAB	64 55
													166	N	George Mason	84 58
													175	A	Fla. Atlantic	81 62
													177	A	Ole Miss	53 59
													178	H	Eastern Ky.	76 60
													185	A	Southern Miss.	54 53
													203	A	Louisiana Tech	69 58
													223	H	Rice	52 49
													224	A	Col. of Charleston	78 44
													237	H	North Texas	65 53
													264	H	UTSA	72 65
													269	H	Austin Peay	88 69
													302	A	FIU	71 69
													333	A	Lipscomb	64 56
LAST 12 Division I GAMES:																
203	A	Louisiana Tech	69 58	135	A	Marshall	80 76									
185	A	Southern Miss.	54 53	32	H	UTEP	78 85									
155	H	UAB	64 55	264	H	UTSA	72 65									
67	H	Middle Tenn.	62 51	67	A	Middle Tenn.	75 83									
76	A	Charlotte	72 81	155	A	UAB	63 49									
144	A	Old Dominion	85 74	76	H	Charlotte	77 66									

Non-Div I Games: Alas. Anchorage 62 58

Western Ky.

■ Loss, 
■ Non-Conf, 
■ S Site, 
■ Home 
■ Away 
N Neutral

Average RPI Win:	246	WON-LOST	WINNING	LAST 10	STRENGTH OF	OPP. STRENGTH	TEAM	ADJ.	CONF.	ADJ CONF.
Average RPI Loss:	82	RECORD	PCT. RANK	GAMES	SCHEDULE	OF SCHEDULE	RPI	RPI	RPI	RPI
DIV. I ONLY	15- 15	164	4- 6	136	137	146	146	11	11	
DIV. I NON-CONF.	6- 4	125	0- 0	149	172	107	107	13	13	
TOTALS	RPI 1-25	RPI 26-50	W-L RECORDS	RPI 51-100	RPI 101-150	RPI 150+				
15- 15	0- 2	0- 0	OVERALL	0- 10	3- 2	12- 1				
7- 5	0- 0	0- 0	HOME	0- 3	2- 1	5- 1				
7- 7	0- 1	0- 0	AWAY	0- 5	1- 1	6- 0				
1- 3	0- 1	0- 0	NEUTRAL	0- 2	0- 0	1- 0				
6- 4	0- 2	0- 0	NON-CONFERENCE	0- 2	1- 0	5- 0				
2- 0	0- 0	0- 0	HOME	0- 0	1- 0	1- 0				
3- 2	0- 1	0- 0	AWAY	0- 1	0- 0	3- 0				
1- 2	0- 1	0- 0	NEUTRAL	0- 1	0- 0	1- 0				
9- 11	0- 0	0- 0	CONFERENCE	0- 8	2- 2	7- 1				
5- 5	0- 0	0- 0	HOME	0- 3	1- 1	4- 1				
4- 5	0- 0	0- 0	AWAY	0- 4	1- 1	3- 0				
0- 1	0- 0	0- 0	NEUTRAL	0- 1	0- 0	0- 0				

RPI 1-25				RPI 26-50				RPI 51-100				RPI 101+ Team's RPI: 146			
RPI	S	Opponent	Score	RPI	S	Opponent	Score	RPI	S	Opponent	Score	RPI	S	Opponent	Score
17	A	Michigan St.	40 78					51	A	Ohio	63 73	113	A	Toledo	73 80
24	N	Mississippi St.	68 90					60	A	Ball St.	54 60	113	H	Toledo	68 80
								60	H	Ball St.	53 77	118	H	Akron	69 65
								62	N	FGCU	42 60	121	A	Buffalo	92 78
								68	A	Central Mich.	51 53	142	H	Detroit	70 66
								68	H	Central Mich.	61 73	173	A	Loyola Chicago	68 45
								68	N	Central Mich.	62 66	205	N	Gardner-Webb	71 44
								80	A	Eastern Mich.	66 70	259	A	Bowling Green	65 49
								80	H	Eastern Mich.	52 63	259	H	Bowling Green	74 45
								99	A	Northwestern	62 86	262	A	Northern Ill.	64 60
												262	H	Northern Ill.	94 52
												262	H	Northern Ill.	70 80
												282	H	Miami (OH)	80 66
												305	A	Bradley	72 59
												316	A	IPFW	70 48
												319	A	Kent St.	65 53
												319	H	Kent St.	73 52
												345	H	Chicago St.	65 56
LAST 12 Division I GAMES:															
68	N	Central Mich.	62 66	60	A	Ball St.	54 60								
262	H	Northern Ill.	94 52	118	H	Akron	69 65								
262	A	Northern Ill.	64 60	259	A	Bowling Green	65 49								
80	H	Eastern Mich.	52 63	80	A	Eastern Mich.	66 70								
68	H	Central Mich.	61 73	113	H	Toledo	68 80								
262	H	Northern Ill.	70 80	319	A	Kent St.	65 53								

Non-Div I Games: Ferris St. 73 41 Wis.-Parkside 56 49

Western Mich.

Loss, Non-Conf, S Site, H Home A Away N Neutral

Average RPI Win:	<b>249</b>	WON-LOST	WINNING	LAST 10	STRENGTH OF	OPP. STRENGTH	TEAM	ADJ.	CONF.	ADJ CONF.
Average RPI Loss:	<b>164</b>	RECORD	PCT. RANK	GAMES	SCHEDULE	OF SCHEDULE	RPI	RPI	RPI	RPI
DIV. I ONLY	<b>8- 21</b>	<b>288</b>	<b>4- 6</b>	<b>210</b>	<b>221</b>	<b>291</b>	<b>291</b>	<b>21</b>	<b>21</b>	
DIV. I NON-CONF.	<b>3- 8</b>	<b>258</b>	<b>1- 0</b>	<b>153</b>	<b>213</b>	<b>256</b>	<b>256</b>	<b>17</b>	<b>17</b>	
TOTALS	RPI 1-25	RPI 26-50	W-L RECORDS	RPI 51-100	RPI 101-150	RPI 150+				
8- 21	0- 0	0- 3	OVERALL	0- 6	1- 2	7- 10				
6- 9	0- 0	0- 2	HOME	0- 3	1- 0	5- 4				
2- 11	0- 0	0- 1	AWAY	0- 3	0- 2	2- 5				
0- 1	0- 0	0- 0	NEUTRAL	0- 0	0- 0	0- 1				
3- 8	0- 0	0- 3	NON-CONFERENCE	0- 0	0- 1	3- 4				
2- 4	0- 0	0- 2	HOME	0- 0	0- 0	2- 2				
1- 3	0- 0	0- 1	AWAY	0- 0	0- 1	1- 1				
0- 1	0- 0	0- 0	NEUTRAL	0- 0	0- 0	0- 1				
5- 13	0- 0	0- 0	CONFERENCE	0- 6	1- 1	4- 6				
4- 5	0- 0	0- 0	HOME	0- 3	1- 0	3- 2				
1- 8	0- 0	0- 0	AWAY	0- 3	0- 1	1- 4				
0- 0	0- 0	0- 0	NEUTRAL	0- 0	0- 0	0- 0				

RPI S	Opponent	Score	RPI S	Opponent	Score	RPI S	Opponent	Score	RPI S	Opponent	Score	Team's RPI: 291
28	H Tennessee	51 58	92	A Missouri St.	45 74	114	A Creighton	54 79				
39	A Arkansas St.	40 67	92	H Missouri St.	57 77	137	A Southern Ill.	66 80				
44	H Missouri	37 57	94	A UNI	48 69	137	H Southern Ill.	57 48				
			94	H UNI	44 55	169	H Eastern Wash.	62 67				
			98	A Drake	59 81	173	A Loyola Chicago	55 60				
			98	H Drake	56 87	173	H Loyola Chicago	65 62				
						198	N Richmond	50 63				
						211	H N.C. A&T	55 53				
						226	A Indiana St.	33 59				
						226	H Indiana St.	54 53				
						227	H Southeast Mo. St.	62 66				
						275	H Prairie View	64 36				
						279	A Tennessee Tech	48 54				
						302	A FIU	76 62				
						305	A Bradley	44 50				
						305	H Bradley	50 55				
						315	A Illinois St.	49 70				
						315	H Illinois St.	49 53				
						332	A Evansville	44 31				
						332	H Evansville	58 50				
LAST 12 Division I GAMES:												
302	A FIU	76 62	173	H Loyola Chicago	65 62							
226	H Indiana St.	54 53	305	H Bradley	50 55							
315	H Illinois St.	49 53	94	A UNI	48 69							
92	A Missouri St.	45 74	98	A Drake	59 81							
137	A Southern Ill.	66 80	92	H Missouri St.	57 77							
332	A Evansville	44 31	332	H Evansville	58 50							

Non-Div I Games:

Wichita St.



William & Mary

Through Games Of March 9, 2016

Average RPI Win:	242	WON-LOST	WINNING	LAST 10	STRENGTH OF	OPP. STRENGTH	TEAM	ADJ.	CONF.	ADJ CONF.
Average RPI Loss:	136	RECORD	PCT. RANK	GAMES	SCHEDULE	OF SCHEDULE	RPI	RPI	RPI	RPI
DIV. I ONLY	15- 15	164	2- 8	290	154	215	215	12	12	
DIV. I NON-CONF.	9- 2	37	0- 0	336	301	130	130	11	11	
TOTALS	RPI 1-25	RPI 26-50	W-L RECORDS	RPI 51-100	RPI 101-150	RPI 150+				
15- 15	0- 0	1- 1	OVERALL	0- 7	1- 0	13- 7				
9- 5	0- 0	1- 0	HOME	0- 3	1- 0	7- 2				
6- 9	0- 0	0- 0	AWAY	0- 0	0- 0	6- 2				
0- 1	0- 0	0- 0	NEUTRAL	0- 0	0- 0	0- 1				
9- 2	0- 0	0- 0	NON-CONFERENCE	0- 1	1- 0	8- 1				
5- 0	0- 0	0- 0	HOME	0- 0	1- 0	4- 0				
4- 2	0- 0	0- 0	AWAY	0- 1	0- 0	4- 1				
0- 0	0- 0	0- 0	NEUTRAL	0- 0	0- 0	0- 0				
6- 13	0- 0	1- 1	CONFERENCE	0- 6	0- 0	5- 6				
4- 5	0- 0	1- 0	HOME	0- 3	0- 0	3- 2				
2- 7	0- 0	0- 1	AWAY	0- 3	0- 0	2- 3				
0- 1	0- 0	0- 0	NEUTRAL	0- 0	0- 0	0- 1				

RPI S	Opponent	Score	RPI S	Opponent	Score	RPI S	Opponent	Score	RPI S	Opponent	Score	Team's RPI: 215
34	A James Madison	63 83	34	H James Madison	65 59	65	A Hofstra	45 75	144	H Old Dominion	75 64	
						65	H Hofstra	53 61	158	A Northeastern	68 69	
						72	A VCU	47 73	158	H Northeastern	69 62	
						81	A Drexel	53 69	162	A Delaware	63 67	
						81	H Drexel	50 67	162	H Delaware	53 69	
						89	A Elon	51 73	181	H Grambling	74 55	
						89	H Elon	64 74	198	A Richmond	50 56	
									222	A Loyola Maryland	62 61	
									224	A Col. of Charleston	66 40	
									224	H Col. of Charleston	51 55	
									255	A Clemson	58 41	
									272	H American	62 51	
									274	A UNCW	44 59	
									274	H UNCW	77 65	
									285	A Towson	73 54	
									285	H Towson	78 65	
									285	N Towson	65 71	
									308	H Wofford	75 55	
									317	A Mt. St. Mary's	76 74	
									323	A Delaware St.	65 59	
									347	H Norfolk St.	67 47	
LAST 12 Division I GAMES:												
285	N Towson	65 71	162	H Delaware	53 69							
89	H Elon	64 74	65	H Hofstra	53 61							
81	A Drexel	53 69	274	A UNCW	44 59							
285	H Towson	78 65	89	A Elon	51 73							
224	A Col. of Charleston	66 40	158	H Northeastern	69 62							
34	A James Madison	63 83	224	H Col. of Charleston	51 55							

Non-Div I Games:

William & Mary

Loss, Non-Conf, S Site, H Home A Away N Neutral

Average RPI Win:	276	WON-LOST	WINNING	LAST 10	STRENGTH OF	OPP. STRENGTH	TEAM	ADJ.	CONF.	ADJ CONF.
Average RPI Loss:	180	RECORD	PCT. RANK	GAMES	SCHEDULE	OF SCHEDULE	RPI	RPI	RPI	RPI
DIV. I ONLY	4- 25	329	1- 9	181	265	326	326	27	27	
DIV. I NON-CONF.	1- 8	320	0- 0	53	54	249	249	29	29	
TOTALS	RPI 1-25	RPI 26-50	W-L RECORDS	RPI 51-100	RPI 101-150	RPI 150+				
4- 25	0- 1	0- 2	OVERALL	0- 2	0- 5	4- 15				
4- 7	0- 0	0- 0	HOME	0- 0	0- 2	4- 5				
0- 17	0- 1	0- 2	AWAY	0- 1	0- 3	0- 10				
0- 1	0- 0	0- 0	NEUTRAL	0- 1	0- 0	0- 0				
1- 8	0- 1	0- 2	NON-CONFERENCE	0- 2	0- 1	1- 2				
1- 0	0- 0	0- 0	HOME	0- 0	0- 0	1- 0				
0- 7	0- 1	0- 2	AWAY	0- 1	0- 1	0- 2				
0- 1	0- 0	0- 0	NEUTRAL	0- 1	0- 0	0- 0				
3- 17	0- 0	0- 0	CONFERENCE	0- 0	0- 4	3- 13				
3- 7	0- 0	0- 0	HOME	0- 0	0- 2	3- 5				
0- 10	0- 0	0- 0	AWAY	0- 0	0- 2	0- 8				
0- 0	0- 0	0- 0	NEUTRAL	0- 0	0- 0	0- 0				

RPI 1-25				RPI 26-50				RPI 51-100				RPI 101+ Team's RPI: 326			
RPI	S	Opponent	Score	RPI	S	Opponent	Score	RPI	S	Opponent	Score	RPI	S	Opponent	Score
4	A	South Carolina	37 86	30	A	Oklahoma	48 78	51	N	Ohio	54 75	118	A	Akron	59 76
				46	A	Duke	50 78	57	A	Auburn	33 76	132	A	Liberty	61 77
												132	H	Liberty	42 59
												133	A	UNC Asheville	55 63
												133	H	UNC Asheville	59 67
												174	A	Radford	44 66
												174	H	Radford	38 67
												205	A	Gardner-Webb	52 70
												205	H	Gardner-Webb	81 62
												208	A	Presbyterian	44 77
												208	H	Presbyterian	48 59
												215	A	Furman	52 71
												224	A	Col. of Charleston	63 77
												251	A	High Point	60 80
												251	H	High Point	67 74
												268	A	Campbell	56 69
												268	H	Campbell	50 49
												283	A	Coastal Caro.	59 76
												283	H	Coastal Caro.	52 43
												295	A	Charleston So.	51 54
												295	H	Charleston So.	50 58
												311	A	Longwood	60 67
												311	H	Longwood	60 63
												348	H	N.C. Central	62 39
LAST 12 Division I GAMES:															
283	A	Coastal Caro.	59 76	283	H	Coastal Caro.	52 43	205	A	Gardner-Webb	52 70				
132	H	Liberty	42 59	133	H	UNC Asheville	59 67	295	H	Charleston So.	50 58				
208	A	Presbyterian	44 77	311	A	Longwood	60 67	268	H	Campbell	50 49				
174	H	Radford	38 67												
251	A	High Point	60 80												
268	A	Campbell	56 69												

Non-Div I Games:

Winthrop

■ Loss, 
■ Non-Conf, 
■ S Site, 
■ H Home 
■ A Away 
N Neutral

Average RPI Win:	145	WON-LOST	WINNING	LAST 10	STRENGTH OF	OPP. STRENGTH	TEAM	ADJ.	CONF.	ADJ CONF.
Average RPI Loss:	75	RECORD	PCT. RANK	GAMES	SCHEDULE	OF SCHEDULE	RPI	RPI	RPI	RPI
DIV. I ONLY	7- 22	297	1- 9	36	24	197	197	5	5	
DIV. I NON-CONF.	4- 6	201	0- 0	97	79	171	171	4	4	
TOTALS	RPI 1-25	RPI 26-50	W-L RECORDS	RPI 51-100	RPI 101-150	RPI 150+				
7- 22	0- 7	1- 1	OVERALL	1- 11	2- 0	3- 3				
5- 9	0- 4	1- 0	HOME	1- 4	1- 0	2- 1				
1- 12	0- 3	0- 1	AWAY	0- 6	1- 0	0- 2				
1- 1	0- 0	0- 0	NEUTRAL	0- 1	0- 0	1- 0				
4- 6	0- 2	0- 0	NON-CONFERENCE	0- 3	1- 0	3- 1				
2- 3	0- 2	0- 0	HOME	0- 1	0- 0	2- 0				
1- 3	0- 0	0- 0	AWAY	0- 2	1- 0	0- 1				
1- 0	0- 0	0- 0	NEUTRAL	0- 0	0- 0	1- 0				
3- 16	0- 5	1- 1	CONFERENCE	1- 8	1- 0	0- 2				
3- 6	0- 2	1- 0	HOME	1- 3	1- 0	0- 1				
0- 9	0- 3	0- 1	AWAY	0- 4	0- 0	0- 1				
0- 1	0- 0	0- 0	NEUTRAL	0- 1	0- 0	0- 0				

RPI S	Opponent	Score	RPI S	Opponent	Score	RPI S	Opponent	Score	RPI S	Opponent	Score	Team's RPI: 197
6	A Ohio St.	61 87	45	A Indiana	57 67	52	A Rutgers	41 61	134	H Penn St.	82 62	
8	A Maryland	77 83	45	H Indiana	73 69	59	H Iowa	54 57	140	A Wake Forest	64 51	
8	H Maryland	65 90				66	A Purdue	48 68	162	N Delaware	54 52	
17	A Michigan St.	67 77				66	H Purdue	64 57	179	A Illinois	65 71	
17	H Michigan St.	54 77				79	A Michigan	65 82	179	H Illinois	56 76	
23	H Green Bay	58 72				82	H Minnesota	77 84	203	H Louisiana Tech	79 65	
25	H Florida	75 91				85	A Dayton	64 87	234	A San Diego St.	57 63	
						95	A Nebraska	62 75	262	H Northern Ill.	89 62	
						98	H Drake	70 89				
						99	H Northwestern	53 71				
						99	N Northwestern	72 76				
						100	A Marquette	61 77				
LAST 12 Division I GAMES:												
99	N Northwestern	72 76	79	A Michigan	65 82							
66	A Purdue	48 68	66	H Purdue	64 57							
8	A Maryland	77 83	6	A Ohio St.	61 87							
99	H Northwestern	53 71	17	H Michigan St.	54 77							
179	H Illinois	56 76	95	A Nebraska	62 75							
45	A Indiana	57 67	82	H Minnesota	77 84							

Non-Div I Games:

Wisconsin

■ Loss, 
 ■ Non-Conf, 
 ■ S Site, 
 ■ H Home 
 ■ A Away 
 N Neutral

Average RPI Win: <b>290</b>	WON-LOST	WINNING	LAST 10	STRENGTH OF	OPP. STRENGTH	TEAM	ADJ.	CONF.	ADJ CONF.
Average RPI Loss: <b>166</b>	RECORD	PCT. RANK	GAMES	SCHEDULE	OF SCHEDULE	RPI	RPI	RPI	RPI
DIV. I ONLY	7- 20	293	2- 8	231	287	308	308	17	17
DIV. I NON-CONF.	4- 8	234	0- 0	247	349	282	282	15	15
TOTALS	RPI 1-25	RPI 26-50	W-L RECORDS	RPI 51-100	RPI 101-150	RPI 150+			
7- 20	0- 0	0- 2	OVERALL	0- 1	0- 7	7- 10			
6- 6	0- 0	0- 1	HOME	0- 0	0- 3	6- 2			
1- 13	0- 0	0- 1	AWAY	0- 1	0- 3	1- 8			
0- 1	0- 0	0- 0	NEUTRAL	0- 0	0- 1	0- 0			
4- 8	0- 0	0- 0	NON-CONFERENCE	0- 1	0- 2	4- 5			
4- 1	0- 0	0- 0	HOME	0- 0	0- 1	4- 0			
0- 7	0- 0	0- 0	AWAY	0- 1	0- 1	0- 5			
0- 0	0- 0	0- 0	NEUTRAL	0- 0	0- 0	0- 0			
3- 12	0- 0	0- 2	CONFERENCE	0- 0	0- 5	3- 5			
2- 5	0- 0	0- 1	HOME	0- 0	0- 2	2- 2			
1- 6	0- 0	0- 1	AWAY	0- 0	0- 2	1- 3			
0- 1	0- 0	0- 0	NEUTRAL	0- 0	0- 1	0- 0			

RPI S	Opponent	Score	RPI S	Opponent	Score	RPI S	Opponent	Score	RPI S	Opponent	Score	Team's RPI: 308
			40  Chattanooga	48  65		82  Minnesota	54  98		110  Samford	48  50		
			40  Chattanooga	40  53					110  Samford	39  58		
									110 N Samford	43  63		
									112  Mercer	32  80		
									112  Mercer	61  70		
									122  Virginia Tech	42  73		
									133  UNC Asheville	63  70		
									165  ETSU	69  70		
									165  ETSU	54  70		
									174  Radford	79 70		
									205  Gardner-Webb	61  64		
									215  Furman	64  70		
									215  William & Mary	55  75		
									215  Furman	61  70		
									283  Coastal Caro.	69  83		
									288  South Carolina St.	47  60		
									288  Kennesaw St.	70 59		
									295  Charleston So.	64  74		
									298  Jacksonville St.	66 54		
									301  Western Caro.	72  74		
									301  Western Caro.	72 71		
									312  UNCG	58 56		
									312  UNCG	104 64		
									348  N.C. Central	60 37		
LAST 12 Division I GAMES:												
			110 N Samford	43  63		40  Chattanooga	48  65					
			110  Samford	48  50		165  ETSU	69  70					
			112  Mercer	32  80		110  Samford	39  58					
			312  UNCG	104 64		112  Mercer	61  70					
			301  Western Caro.	72 71		301  Western Caro.	72  74					
			215  Furman	64  70		312  UNCG	58 56					

Non-Div I Games: Montreat 83 48 Bluefield Col. 69 58

Wofford

Loss, Non-Conf, S Site, Home Away N Neutral

Average RPI Win:	219	WON-LOST	WINNING	LAST 10	STRENGTH OF	OPP. STRENGTH	TEAM	ADJ.	CONF.	ADJ CONF.
Average RPI Loss:	82	RECORD	PCT. RANK	GAMES	SCHEDULE	OF SCHEDULE	RPI	RPI	RPI	RPI
DIV. I ONLY	20- 9	69	7- 3	184	123	103	103	14	14	
DIV. I NON-CONF.	8- 3	77	0- 0	284	78	136	136	16	16	
TOTALS	RPI 1-25	RPI 26-50	W-L RECORDS	RPI 51-100	RPI 101-150	RPI 150+				
20- 9	1- 2	0- 2	OVERALL	0- 1	4- 4	15- 0				
10- 4	0- 1	0- 1	HOME	0- 0	2- 2	8- 0				
8- 4	0- 1	0- 1	AWAY	0- 0	2- 2	6- 0				
2- 1	1- 0	0- 0	NEUTRAL	0- 1	0- 0	1- 0				
8- 3	1- 0	0- 2	NON-CONFERENCE	0- 1	0- 0	7- 0				
4- 1	0- 0	0- 1	HOME	0- 0	0- 0	4- 0				
2- 1	0- 0	0- 1	AWAY	0- 0	0- 0	2- 0				
2- 1	1- 0	0- 0	NEUTRAL	0- 1	0- 0	1- 0				
12- 6	0- 2	0- 0	CONFERENCE	0- 0	4- 4	8- 0				
6- 3	0- 1	0- 0	HOME	0- 0	2- 2	4- 0				
6- 3	0- 1	0- 0	AWAY	0- 0	2- 2	4- 0				
0- 0	0- 0	0- 0	NEUTRAL	0- 0	0- 0	0- 0				

RPI 1-25				RPI 26-50				RPI 51-100				RPI 101+ Team's RPI: 103			
RPI	S	Opponent	Score	RPI	S	Opponent	Score	RPI	S	Opponent	Score	RPI	S	Opponent	Score
21	N	George Washington	77 71	26	A	Miami (FL)	67 80	59	N	Iowa	77 83	126	A	Youngstown St.	69 72
23	A	Green Bay	55 70	37	H	Georgia	57 63					126	H	Youngstown St.	77 66
23	H	Green Bay	58 63									142	A	Detroit	89 71
												142	H	Detroit	93 95
												149	A	Milwaukee	57 68
												149	H	Milwaukee	60 82
												150	A	Northern Ky.	76 65
												150	H	Northern Ky.	66 61
												178	A	Eastern Ky.	71 69
												183	H	Butler	66 53
												202	A	Oakland	77 72
												202	H	Oakland	79 63
												241	A	Valparaiso	65 54
												241	H	Valparaiso	80 63
												250	A	Ill.-Chicago	80 72
												250	H	Ill.-Chicago	73 62
												260	A	Cleveland St.	93 65
												260	H	Cleveland St.	81 64
												269	H	Austin Peay	77 56
												286	N	Houston	75 61
												318	H	Southeastern La.	106 72
												319	A	Kent St.	73 68
												333	H	Lipscomb	92 65
LAST 12 Division I GAMES:															
126	H	Youngstown St.	77 66	150	A	Northern Ky.	76 65								
260	H	Cleveland St.	81 64	250	A	Ill.-Chicago	80 72								
149	A	Milwaukee	57 68	241	A	Valparaiso	65 54								
23	A	Green Bay	55 70	260	A	Cleveland St.	93 65								
142	H	Detroit	93 95	126	A	Youngstown St.	69 72								
202	H	Oakland	79 63	23	H	Green Bay	58 63								

Non-Div I Games: Mt. St. Joseph 117 26 Cincinnati Christian 107 44

Wright St.

Loss, Non-Conf, S Site, H Home A Away N Neutral

## Wyoming

Through Games Of March 9, 2016

Average RPI Win:	248	WON-LOST	WINNING	LAST 10	STRENGTH OF	OPP. STRENGTH	TEAM	ADJ.	CONF.	ADJ CONF.
Average RPI Loss:	163	RECORD	PCT. RANK	GAMES	SCHEDULE	OF SCHEDULE	RPI	RPI	RPI	RPI
DIV. I ONLY	12- 16	216	3- 7	267	219	258	258	20	20	
DIV. I NON-CONF.	6- 3	99	0- 0	229	281	132	132	20	20	
TOTALS	RPI 1-25	RPI 26-50	W-L RECORDS	RPI 51-100	RPI 101-150	RPI 150+				
12- 16	0- 0	0- 2	OVERALL	0- 1	0- 4	12- 9				
9- 5	0- 0	0- 1	HOME	0- 1	0- 1	9- 2				
3- 10	0- 0	0- 1	AWAY	0- 0	0- 3	3- 6				
0- 1	0- 0	0- 0	NEUTRAL	0- 0	0- 0	0- 1				
6- 3	0- 0	0- 0	NON-CONFERENCE	0- 1	0- 2	6- 0				
4- 1	0- 0	0- 0	HOME	0- 1	0- 0	4- 0				
2- 2	0- 0	0- 0	AWAY	0- 0	0- 2	2- 0				
0- 0	0- 0	0- 0	NEUTRAL	0- 0	0- 0	0- 0				
6- 13	0- 0	0- 2	CONFERENCE	0- 0	0- 2	6- 9				
5- 4	0- 0	0- 1	HOME	0- 0	0- 1	5- 2				
1- 8	0- 0	0- 1	AWAY	0- 0	0- 1	1- 6				
0- 1	0- 0	0- 0	NEUTRAL	0- 0	0- 0	0- 1				

RPI 1-25			RPI 26-50			RPI 51-100			RPI 101+ Team's RPI: 258		
RPI	S	Opponent	Score	RPI	S	Opponent	Score	RPI	S	Opponent	Score
				43	A	Colorado St.	42 63	53	H	St. Mary's (CA)	64 70
				43	H	Colorado St.	57 62				
LAST 12 Division I GAMES:											
234	N	San Diego St.	44 62	153	H	Boise St.	82 58	106	A	Fresno St.	52 64
199	A	San Jose St.	51 65	230	A	Utah St.	75 84	106	H	Fresno St.	42 49
209	H	UNLV	80 57	341	H	Air Force	84 56	115	A	Gonzaga	57 61
234	A	San Diego St.	40 53	43	A	Colorado St.	42 63	131	A	Idaho	57 61
43	H	Colorado St.	57 62	106	H	Fresno St.	42 49	153	A	Boise St.	49 58
106	A	Fresno St.	52 64	153	A	Boise St.	49 58	153	H	Boise St.	82 58
								160	H	Montana St.	75 69
								164	H	New Mexico	66 48
								170	H	Montana	68 61
								199	A	San Jose St.	51 65
								199	H	San Jose St.	66 67
								201	H	Colorado	77 68
								209	A	UNLV	37 66
								209	H	UNLV	80 57
								230	A	Utah St.	75 84
								234	A	San Diego St.	40 53
								234	H	San Diego St.	77 84
								234	N	San Diego St.	44 62
								266	H	UC Santa Barbara	76 67
								303	A	Denver	75 64
								325	A	Nevada	65 68
								325	H	Nevada	68 53
								339	A	Cal St. Fullerton	61 56
								341	A	Air Force	67 45
								341	H	Air Force	84 56

Non-Div I Games: Chadron St. 81 53

Wyoming

■ Loss, 
 ■ Non-Conf, 
 ■ S Site, 
 ■ H Home 
 ■ A Away 
 N Neutral

Average RPI Win: <b>219</b>	WON-LOST	WINNING	LAST 10	STRENGTH OF	OPP. STRENGTH	TEAM	ADJ.	CONF.	ADJ CONF.
Average RPI Loss: <b>71</b>	RECORD	PCT. RANK	GAMES	SCHEDULE	OF SCHEDULE	RPI	RPI	RPI	RPI
DIV. I ONLY	17- 13	139	3- 7	227	80	168	168	6	6
DIV. I NON-CONF.	9- 2	37	0- 0	332	265	182	182	6	6
TOTALS	RPI 1-25	RPI 26-50	W-L RECORDS	RPI 51-100	RPI 101-150	RPI 150+			
17- 13	0- 0	0- 6	OVERALL	2- 4	2- 2	13- 1			
15- 4	0- 0	0- 3	HOME	2- 1	2- 0	11- 0			
2- 8	0- 0	0- 0	AWAY	0- 0	0- 0	2- 0			
0- 1	0- 0	0- 0	NEUTRAL	0- 0	0- 0	0- 1			
9- 2	0- 0	0- 0	NON-CONFERENCE	0- 2	0- 0	9- 0			
9- 1	0- 0	0- 0	HOME	0- 1	0- 0	9- 0			
0- 1	0- 0	0- 0	AWAY	0- 1	0- 0	0- 0			
0- 0	0- 0	0- 0	NEUTRAL	0- 0	0- 0	0- 0			
8- 11	0- 0	0- 6	CONFERENCE	2- 2	2- 2	4- 1			
6- 3	0- 0	0- 3	HOME	2- 0	2- 0	2- 0			
2- 7	0- 0	0- 3	AWAY	0- 2	0- 2	2- 0			
0- 1	0- 0	0- 0	NEUTRAL	0- 0	0- 0	0- 1			

RPI S	Opponent	Score	RPI S	Opponent	Score	RPI S	Opponent	Score	RPI S	Opponent	Score	Team's RPI: 168
29	A DePaul	52 82	56	A Villanova	55 58	101	A Georgetown	51 63				
29	H DePaul	53 70	56	H Villanova	74 67	101	H Georgetown	59 54				
41	A Seton Hall	66 82	67	H Middle Tenn.	53 62	114	A Creighton	47 74				
41	H Seton Hall	67 72	79	A Michigan	54 92	114	H Creighton	57 55				
42	A St. John's (NY)	41 57	100	A Marquette	69 74	174	H Radford	63 56				
42	H St. John's (NY)	56 69	100	H Marquette	71 66	183	A Butler	73 63				
						183	H Butler	55 47				
						183	N Butler	47 48				
						219	H Binghamton	64 55				
						240	H Cincinnati	65 56				
						265	A Providence	62 54				
						265	H Providence	72 47				
						279	H Tennessee Tech	64 47				
						280	H UMES	61 56				
						288	H Kennesaw St.	62 59				
						318	H Southeastern La.	67 27				
						328	H Howard	70 47				
						332	H Evansville	65 57				
LAST 12 Division I GAMES:												
183	N Butler	47 48	29	A DePaul	52 82							
101	A Georgetown	51 63	114	H Creighton	57 55							
56	A Villanova	55 58	265	H Providence	72 47							
41	H Seton Hall	67 72	183	H Butler	55 47							
42	H St. John's (NY)	56 69	42	A St. John's (NY)	41 57							
100	A Marquette	69 74	41	A Seton Hall	66 82							

Non-Div I Games:

Xavier

■ Loss, 
■ Non-Conf, 
■ S Site, 
■ H Home 
■ A Away 
N Neutral

Average RPI Win:	231	WON-LOST	WINNING	LAST 10	STRENGTH OF	OPP. STRENGTH	TEAM	ADJ.	CONF.	ADJ CONF.
Average RPI Loss:	90	RECORD	PCT. RANK	GAMES	SCHEDULE	OF SCHEDULE	RPI	RPI	RPI	RPI
DIV. I ONLY	13- 17	211	3- 7	75	158	157	157	10	10	
DIV. I NON-CONF.	8- 8	160	0- 0	104	203	149	149	12	12	
TOTALS	RPI 1-25	RPI 26-50	W-L RECORDS	RPI 51-100	RPI 101-150	RPI 150+				
13- 17	0- 1	0- 7	OVERALL	0- 4	1- 1	12- 4				
9- 5	0- 0	0- 2	HOME	0- 2	0- 0	9- 1				
2- 11	0- 0	0- 5	AWAY	0- 2	0- 1	2- 3				
2- 1	0- 1	0- 0	NEUTRAL	0- 0	1- 0	1- 0				
8- 8	0- 1	0- 3	NON-CONFERENCE	0- 2	1- 1	7- 1				
6- 1	0- 0	0- 0	HOME	0- 1	0- 0	6- 0				
0- 6	0- 0	0- 3	AWAY	0- 1	0- 1	0- 1				
2- 1	0- 1	0- 0	NEUTRAL	0- 0	1- 0	1- 0				
5- 9	0- 0	0- 4	CONFERENCE	0- 2	0- 0	5- 3				
3- 4	0- 0	0- 2	HOME	0- 1	0- 0	3- 1				
2- 5	0- 0	0- 2	AWAY	0- 1	0- 0	2- 2				
0- 0	0- 0	0- 0	NEUTRAL	0- 0	0- 0	0- 0				

RPI 1-25				RPI 26-50				RPI 51-100				RPI 101+ Team's RPI: 157			
RPI	S	Opponent	Score	RPI	S	Opponent	Score	RPI	S	Opponent	Score	RPI	S	Opponent	Score
22	N	West Virginia	60 70	27	A	Penn	49 68	70	H	Army West Point	61 65	102	N	Iona	63 48
				27	H	Penn	59 77	85	A	Dayton	75 81	119	A	Boston College	60 73
				38	A	Princeton	50 65	93	A	Harvard	63 65	154	A	North Carolina	63 70
				38	H	Princeton	81 94	93	H	Harvard	69 72	156	H	Stony Brook	62 57
				42	A	St. John's (NY)	56 69					167	A	Cornell	63 74
				45	A	Indiana	60 76					167	H	Cornell	56 38
				48	A	Albany (NY)	70 74					207	A	Brown	48 39
												207	H	Brown	81 54
												214	A	Dartmouth	65 62
												214	H	Dartmouth	63 68
												232	H	New Hampshire	63 46
												247	H	Manhattan	62 36
												249	A	Columbia	71 77
												249	H	Columbia	67 49
												254	H	Holy Cross	69 59
												314	N	Fairleigh Dickinson	77 58
												315	H	Illinois St.	60 47
												344	H	Wagner	78 60
LAST 12 Division I GAMES:															
				249	H	Columbia	67 49					93	H	Harvard	69 72
				167	H	Cornell	56 38					214	H	Dartmouth	63 68
				214	A	Dartmouth	65 62					167	A	Cornell	63 74
				93	A	Harvard	63 65					249	A	Columbia	71 77
				27	H	Penn	59 77					38	A	Princeton	50 65
				38	H	Princeton	81 94					27	A	Penn	49 68

Non-Div I Games: Albertus Magnus 67 34

Yale

■ Loss, 
■ Non-Conf, 
■ S Site, 
■ H Home 
■ A Away 
N Neutral



Average RPI Win:	202	WON-LOST	WINNING	LAST 10	STRENGTH OF	OPP. STRENGTH	TEAM	ADJ.	CONF.	ADJ CONF.
Average RPI Loss:	146	RECORD	PCT. RANK	GAMES	SCHEDULE	OF SCHEDULE	RPI	RPI	RPI	RPI
DIV. I ONLY	16- 11	122	4- 6	148	186	126	126	14	14	
DIV. I NON-CONF.	7- 2	57	0- 0	230	284	92	92	16	16	
TOTALS	RPI 1-25	RPI 26-50	W-L RECORDS	RPI 51-100	RPI 101-150	RPI 150+				
16- 11	0- 2	0- 0	OVERALL	1- 0	4- 6	11- 3				
10- 4	0- 1	0- 0	HOME	0- 0	2- 2	8- 1				
6- 7	0- 1	0- 0	AWAY	1- 0	2- 4	3- 2				
0- 0	0- 0	0- 0	NEUTRAL	0- 0	0- 0	0- 0				
7- 2	0- 0	0- 0	NON-CONFERENCE	1- 0	0- 2	6- 0				
5- 0	0- 0	0- 0	HOME	0- 0	0- 0	5- 0				
2- 2	0- 0	0- 0	AWAY	1- 0	0- 2	1- 0				
0- 0	0- 0	0- 0	NEUTRAL	0- 0	0- 0	0- 0				
9- 9	0- 2	0- 0	CONFERENCE	0- 0	4- 4	5- 3				
5- 4	0- 1	0- 0	HOME	0- 0	2- 2	3- 1				
4- 5	0- 1	0- 0	AWAY	0- 0	2- 2	2- 2				
0- 0	0- 0	0- 0	NEUTRAL	0- 0	0- 0	0- 0				

RPI 1-25				RPI 26-50				RPI 51-100				RPI 101+ Team's RPI: 126			
RPI	S	Opponent	Score	RPI	S	Opponent	Score	RPI	S	Opponent	Score	RPI	S	Opponent	Score
23	A	Green Bay	35 69					90	A	Bucknell	55 47	103	A	Wright St.	66 77
23	H	Green Bay	60 68									103	H	Wright St.	72 69
												118	A	Akron	49 74
												134	A	Penn St.	51 68
												142	A	Detroit	72 70
												142	H	Detroit	68 69
												149	A	Milwaukee	70 62
												149	H	Milwaukee	69 67
												150	A	Northern Ky.	59 70
												150	H	Northern Ky.	77 88
												174	H	Radford	54 53
												194	H	Robert Morris	55 46
												202	A	Oakland	96 77
												202	H	Oakland	67 63
												225	H	Canisius	53 51
												241	A	Valparaiso	60 65
												241	H	Valparaiso	87 66
												250	A	Ill.-Chicago	69 64
												250	H	Ill.-Chicago	62 41
												256	H	Tennessee St.	69 58
												260	A	Cleveland St.	68 75
												260	H	Cleveland St.	43 53
												290	A	Niagara	71 54
												319	H	Kent St.	91 61
LAST 12 Division I GAMES:															
103	A	Wright St.	66 77	23	A	Green Bay	35 69								
150	A	Northern Ky.	59 70	142	H	Detroit	68 69								
250	H	Ill.-Chicago	62 41	202	H	Oakland	67 63								
241	H	Valparaiso	87 66	150	H	Northern Ky.	77 88								
260	H	Cleveland St.	43 53	103	H	Wright St.	72 69								
149	A	Milwaukee	70 62	241	A	Valparaiso	60 65								

Non-Div I Games: Lake Erie 89 61 Salem Int'l 80 40

Youngstown St.

Loss, Non-Conf, S Site, H Home A Away N Neutral