

Average RPI Win:	288	WON-LOST	WINNING	LAST 10	STRENGTH OF	OPP. STRENGTH	TEAM	ADJ.	CONF.	ADJ CONF.
Average RPI Loss:	187	RECORD	PCT. RANK	GAMES	SCHEDULE	OF SCHEDULE	RPI	RPI	RPI	RPI
DIV. I ONLY	8- 19	282	3- 7	276	310	313	313	25	25	
DIV. I NON-CONF.	2- 7	280	0- 0	212	321	319	319	26	26	
TOTALS	RPI 1-25	RPI 26-50	W-L RECORDS	RPI 51-100	RPI 101-150	RPI 150+				
8- 19	0- 0	0- 0	OVERALL	0- 3	0- 4	8- 12				
6- 9	0- 0	0- 0	HOME	0- 2	0- 1	6- 6				
2- 9	0- 0	0- 0	AWAY	0- 1	0- 2	2- 6				
0- 1	0- 0	0- 0	NEUTRAL	0- 0	0- 1	0- 0				
2- 7	0- 0	0- 0	NON-CONFERENCE	0- 0	0- 2	2- 5				
2- 4	0- 0	0- 0	HOME	0- 0	0- 1	2- 3				
0- 2	0- 0	0- 0	AWAY	0- 0	0- 0	0- 2				
0- 1	0- 0	0- 0	NEUTRAL	0- 0	0- 1	0- 0				
6- 12	0- 0	0- 0	CONFERENCE	0- 3	0- 2	6- 7				
4- 5	0- 0	0- 0	HOME	0- 2	0- 0	4- 3				
2- 7	0- 0	0- 0	AWAY	0- 1	0- 2	2- 4				
0- 0	0- 0	0- 0	NEUTRAL	0- 0	0- 0	0- 0				

RPI 1-25			RPI 26-50			RPI 51-100			RPI 101+			Team's RPI: 313					
RPI	S	Opponent	Score	RPI	S	Opponent	Score	RPI	S	Opponent	Score						
								79	A	Abilene Christian	52	63	108	N	New Mexico St.	51	70
								79	H	Abilene Christian	65	71	117	A	Northwestern St.	43	60
								97	H	Central Ark.	55	66	144	A	McNeese St.	51	72
													145	H	East Carolina	46	82
													161	A	Fordham	49	67
													183	H	Cal Poly	45	56
													190	H	UTRGV	49	46
													191	H	UNLV	51	65
													199	A	SFA	59	72
													199	H	SFA	66	71
													233	H	Rice	60	55
													235	A	Texas Southern	43	51
													237	A	Sam Houston St.	57	75
													237	H	Sam Houston St.	81	71
													248	A	Houston Baptist	51	55
													248	H	Houston Baptist	59	73
													285	H	Houston	73	76
													287	A	Lamar	70	75
													306	H	Nicholls St.	62	64
													318	H	Southeastern La.	69	67
													330	A	Incarnate Word	57	56
													330	H	Incarnate Word	69	55
													331	A	New Orleans	75	64
													331	H	New Orleans	73	59
LAST 12 Division I GAMES:																	
				79	A	Abilene Christian	52	63	331	A	New Orleans	75	64				
				248	A	Houston Baptist	51	55	237	H	Sam Houston St.	81	71				
				237	A	Sam Houston St.	57	75	248	H	Houston Baptist	59	73				
				330	H	Incarnate Word	69	55	199	H	SFA	66	71				
				79	H	Abilene Christian	65	71	330	A	Incarnate Word	57	56				
				199	A	SFA	59	72	331	H	New Orleans	73	59				

Non-Div I Games: Western N.M. 57 42 Angelo St. 80 85

A&M-Corpus Christi

Loss, Non-Conf, S Site, H Home A Away N Neutral

Average RPI Win:	240	WON-LOST	WINNING	LAST 10	STRENGTH OF	OPP. STRENGTH	TEAM	ADJ.	CONF.	ADJ CONF.
Average RPI Loss:	158	RECORD	PCT. RANK	GAMES	SCHEDULE	OF SCHEDULE	RPI	RPI	RPI	RPI
DIV. I ONLY	22- 3	9	9- 1	314	247	79	79	25	25	
DIV. I NON-CONF.	5- 2	86	0- 0	96	131	42	42	26	26	
TOTALS	RPI 1-25	RPI 26-50	W-L RECORDS	RPI 51-100	RPI 101-150	RPI 150+				
22- 3	0- 0	0- 1	OVERALL	2- 0	3- 1	17- 1				
10- 0	0- 0	0- 0	HOME	0- 0	2- 0	8- 0				
10- 3	0- 0	0- 1	AWAY	1- 0	1- 1	8- 1				
2- 0	0- 0	0- 0	NEUTRAL	1- 0	0- 0	1- 0				
5- 2	0- 0	0- 1	NON-CONFERENCE	1- 0	1- 1	3- 0				
1- 0	0- 0	0- 0	HOME	0- 0	0- 0	1- 0				
2- 2	0- 0	0- 1	AWAY	0- 0	1- 1	1- 0				
2- 0	0- 0	0- 0	NEUTRAL	1- 0	0- 0	1- 0				
17- 1	0- 0	0- 0	CONFERENCE	1- 0	2- 0	14- 1				
9- 0	0- 0	0- 0	HOME	0- 0	2- 0	7- 0				
8- 1	0- 0	0- 0	AWAY	1- 0	0- 0	7- 1				
0- 0	0- 0	0- 0	NEUTRAL	0- 0	0- 0	0- 0				

RPI 1-25				RPI 26-50				RPI 51-100				Team's RPI: 79	RPI 101+			
RPI	S	Opponent	Score	RPI	S	Opponent	Score	RPI	S	Opponent	Score		RPI	S	Opponent	Score
				50	A	Kansas St.	45 76	87	N	Eastern Mich.	83 59		117	H	Northwestern St.	67 46
								97	A	Central Ark.	61 49		135	A	Idaho	71 59
													137	A	Texas Tech	65 71
													144	H	McNeese St.	79 62
													179	A	Eastern Wash.	72 60
													199	A	SFA	85 70
													231	N	Grand Canyon	75 71
													237	A	Sam Houston St.	87 76
													237	H	Sam Houston St.	67 55
													248	A	Houston Baptist	76 55
													248	H	Houston Baptist	77 60
													264	H	UTSA	79 60
													287	A	Lamar	54 63
													287	H	Lamar	90 62
													306	A	Nicholls St.	71 68
													313	A	A&M-Corpus Christi	71 65
													313	H	A&M-Corpus Christi	63 52
													318	A	Southeastern La.	88 72
													318	H	Southeastern La.	72 70
													330	A	Incarnate Word	86 71
													330	H	Incarnate Word	66 58
													331	H	New Orleans	80 70
LAST 12 Division I GAMES:																
				313	H	A&M-Corpus Christi	63 52					237	H	Sam Houston St.	67 55	
				330	H	Incarnate Word	66 58					318	A	Southeastern La.	88 72	
				331	H	New Orleans	80 70					287	A	Lamar	54 63	
				248	A	Houston Baptist	76 55					287	H	Lamar	90 62	
				318	H	Southeastern La.	72 70					248	H	Houston Baptist	77 60	
				313	A	A&M-Corpus Christi	71 65					330	A	Incarnate Word	86 71	

Non-Div I Games: Southwest (NM) 91 39 Schreiner 79 51 Wayland Baptist 96 71 Missouri Valley 96 35

Abilene Christian

Loss, Non-Conf, S Site, H Home A Away N Neutral

## Air Force

Through Games Of March 8, 2016

Average RPI Win:	324	WON-LOST	WINNING	LAST 10	STRENGTH OF	OPP. STRENGTH	TEAM	ADJ.	CONF.	ADJ CONF.
Average RPI Loss:	182	RECORD	PCT. RANK	GAMES	SCHEDULE	OF SCHEDULE	RPI	RPI	RPI	RPI
DIV. I ONLY	1- 29	349	1- 9	205	223	341	341	19	19	
DIV. I NON-CONF.	0- 11	338	0- 0	235	201	340	340	20	20	
TOTALS	RPI 1-25	RPI 26-50	W-L RECORDS	RPI 51-100	RPI 101-150	RPI 150+				
1- 29	0- 0	0- 2	OVERALL	0- 3	0- 3	1- 21				
1- 11	0- 0	0- 1	HOME	0- 1	0- 1	1- 8				
0- 17	0- 0	0- 1	AWAY	0- 2	0- 2	0- 12				
0- 1	0- 0	0- 0	NEUTRAL	0- 0	0- 0	0- 1				
0- 11	0- 0	0- 0	NON-CONFERENCE	0- 3	0- 1	0- 7				
0- 3	0- 0	0- 0	HOME	0- 1	0- 0	0- 2				
0- 8	0- 0	0- 0	AWAY	0- 2	0- 1	0- 5				
0- 0	0- 0	0- 0	NEUTRAL	0- 0	0- 0	0- 0				
1- 18	0- 0	0- 2	CONFERENCE	0- 0	0- 2	1- 14				
1- 8	0- 0	0- 1	HOME	0- 0	0- 1	1- 6				
0- 9	0- 0	0- 1	AWAY	0- 0	0- 1	0- 7				
0- 1	0- 0	0- 0	NEUTRAL	0- 0	0- 0	0- 1				

RPI S	Opponent	Score	RPI S	Opponent	Score	RPI S	Opponent	Score	RPI S	Opponent	Score	Team's RPI: 341
45	A Colorado St.	47 71	45	H Colorado St.	48 81	62	A Santa Clara	34 68	113	A Gonzaga	35 88	
						75	A Vanderbilt	29 86	115	A Fresno St.	46 70	
						87	H Eastern Mich.	59 72	115	H Fresno St.	48 63	
									155	A Boise St.	48 61	
									166	A New Mexico	36 58	
									166	H New Mexico	33 63	
									168	A George Mason	52 69	
									179	A Eastern Wash.	44 65	
									186	A UC Davis	40 66	
									191	A UNLV	51 62	
									191	H UNLV	56 60	
									191	N UNLV	42 55	
									201	A San Jose St.	60 81	
									201	H San Jose St.	49 72	
									230	A Utah St.	40 64	
									230	H Utah St.	53 66	
									231	H Grand Canyon	39 73	
									234	H San Diego St.	66 69	
									236	A Navy	46 64	
									255	A Wyoming	56 84	
									255	H Wyoming	45 67	
									301	H Denver	48 57	
									324	A Nevada	57 68	
									324	H Nevada	59 53	
									334	A Southern Utah	56 75	
LAST 12 Division I GAMES:												
191	N UNLV	42 55	234	H San Diego St.	66 69							
45	H Colorado St.	48 81	324	H Nevada	59 53							
230	A Utah St.	40 64	155	A Boise St.	48 61							
115	H Fresno St.	48 63	255	A Wyoming	56 84							
166	A New Mexico	36 58	201	H San Jose St.	49 72							
191	A UNLV	51 62	166	H New Mexico	33 63							

Non-Div I Games:

Air Force

■ Loss, 
 ■ Non-Conf, S Site, 
 ■ Home 
 ■ Away 
 N Neutral

Average RPI Win: <b>215</b>	WON-LOST	WINNING	LAST 10	STRENGTH OF	OPP. STRENGTH	TEAM	ADJ.	CONF.	ADJ CONF.
Average RPI Loss: <b>107</b>	RECORD	PCT. RANK	GAMES	SCHEDULE	OF SCHEDULE	RPI	RPI	RPI	RPI
DIV. I ONLY	<b>17- 12</b>	<b>124</b>	<b>7- 3</b>	<b>139</b>	<b>142</b>	<b>123</b>	<b>123</b>	<b>11</b>	<b>11</b>
DIV. I NON-CONF.	<b>5- 5</b>	<b>160</b>	<b>0- 0</b>	<b>189</b>	<b>130</b>	<b>165</b>	<b>165</b>	<b>13</b>	<b>13</b>
TOTALS	RPI 1-25	RPI 26-50	W-L RECORDS	RPI 51-100	RPI 101-150	RPI 150+			
17- 12	0- 0	0- 2	OVERALL	2- 6	5- 1	10- 3			
10- 4	0- 0	0- 1	HOME	1- 2	3- 0	6- 1			
7- 6	0- 0	0- 1	AWAY	1- 3	2- 1	4- 1			
0- 2	0- 0	0- 0	NEUTRAL	0- 1	0- 0	0- 1			
5- 5	0- 0	0- 0	NON-CONFERENCE	0- 3	2- 0	3- 2			
3- 1	0- 0	0- 0	HOME	0- 1	1- 0	2- 0			
2- 2	0- 0	0- 0	AWAY	0- 1	1- 0	1- 1			
0- 2	0- 0	0- 0	NEUTRAL	0- 1	0- 0	0- 1			
12- 7	0- 0	0- 2	CONFERENCE	2- 3	3- 1	7- 1			
7- 3	0- 0	0- 1	HOME	1- 1	2- 0	4- 1			
5- 4	0- 0	0- 1	AWAY	1- 2	1- 1	3- 0			
0- 0	0- 0	0- 0	NEUTRAL	0- 0	0- 0	0- 0			

RPI S	Opponent	Score	RPI S	Opponent	Score	RPI S	Opponent	Score	RPI S	Opponent	Score	Team's RPI: 123
43	A Ohio	55 <b>75</b>	43	H Ohio	73 <b>101</b>	57	A Ball St.	71 <b>78</b>	106	H Toledo	81 71	
						67	H FGCU	64 <b>82</b>	125	H Youngstown St.	74 49	
						70	A Central Mich.	60 <b>81</b>	130	A Buffalo	69 61	
						70	H Central Mich.	77 <b>97</b>	130	H Buffalo	62 49	
						82	A San Diego	65 <b>86</b>	142	A Western Mich.	65 <b>69</b>	
						87	A Eastern Mich.	68 65	149	A Northern Ky.	77 75	
						87	H Eastern Mich.	75 72	174	A Fla. Atlantic	77 <b>91</b>	
						95	N UNI	51 <b>59</b>	182	N Northern Colo.	65 <b>78</b>	
									243	A Valparaiso	85 74	
									258	A Bowling Green	71 55	
									258	H Bowling Green	71 61	
									259	H Northern Ill.	58 <b>65</b>	
									277	H UCF	74 54	
									282	A Miami (OH)	65 62	
									282	H Miami (OH)	77 65	
									282	H Miami (OH)	66 54	
									319	A Kent St.	70 60	
									319	H Kent St.	78 66	
									327	H Winthrop	76 59	
LAST 12 Division I GAMES:												
282	H Miami (OH)	66 54	319	H Kent St.	78 66							
258	H Bowling Green	71 61	142	A Western Mich.	65 <b>69</b>							
130	H Buffalo	62 49	282	H Miami (OH)	77 65							
319	A Kent St.	70 60	57	A Ball St.	71 <b>78</b>							
282	A Miami (OH)	65 62	87	H Eastern Mich.	75 72							
43	H Ohio	73 <b>101</b>	43	A Ohio	55 <b>75</b>							

Non-Div I Games: Rochester College 103 37

Akron

■ Loss, 
 ■ Non-Conf, 
 ■ S Site, 
 ■ Home 
 ■ A Away 
 N Neutral

## Alabama

Through Games Of March 8, 2016

Average RPI Win:	207	WON-LOST	WINNING	LAST 10	STRENGTH OF	OPP. STRENGTH	TEAM	ADJ.	CONF.	ADJ CONF.
Average RPI Loss:	57	RECORD	PCT. RANK	GAMES	SCHEDULE	OF SCHEDULE	RPI	RPI	RPI	RPI
DIV. I ONLY	15- 15	165	2- 8	131	62	158	158	2	2	
DIV. I NON-CONF.	11- 2	28	0- 0	318	316	119	119	2	2	
TOTALS	RPI 1-25	RPI 26-50	W-L RECORDS	RPI 51-100	RPI 101-150	RPI 150+				
15- 15	0- 5	2- 2	OVERALL	1- 5	2- 3	10- 0				
13- 4	0- 2	2- 0	HOME	0- 2	2- 0	9- 0				
0- 10	0- 3	0- 2	AWAY	0- 3	0- 2	0- 0				
2- 1	0- 0	0- 0	NEUTRAL	1- 0	0- 1	1- 0				
11- 2	0- 0	0- 0	NON-CONFERENCE	1- 1	1- 1	9- 0				
9- 0	0- 0	0- 0	HOME	0- 0	1- 0	8- 0				
0- 2	0- 0	0- 0	AWAY	0- 1	0- 1	0- 0				
2- 0	0- 0	0- 0	NEUTRAL	1- 0	0- 0	1- 0				
4- 13	0- 5	2- 2	CONFERENCE	0- 4	1- 2	1- 0				
4- 4	0- 2	2- 0	HOME	0- 2	1- 0	1- 0				
0- 8	0- 3	0- 2	AWAY	0- 2	0- 1	0- 0				
0- 1	0- 0	0- 0	NEUTRAL	0- 0	0- 1	0- 0				

RPI	S	Opponent	Score	RPI	S	Opponent	Score	RPI	S	Opponent	Score	RPI	S	Opponent	Score	Team's RPI: 158
4	H	South Carolina	46 66	27	A	Tennessee	42 70	59	A	Auburn	59 72	102	H	Georgetown	78 66	
12	A	Kentucky	48 73	27	H	Tennessee	54 46	59	H	Auburn	55 59	105	A	UT Martin	65 83	
19	H	Texas A&M	56 59	37	H	Georgia	64 50	66	N	Middle Tenn.	64 46	120	H	LSU	62 45	
21	A	Mississippi St.	52 61	44	A	Missouri	52 63	73	A	Georgia Tech	58 70	120	N	LSU	49 58	
25	A	Florida	72 80					75	A	Vanderbilt	52 67	140	A	Arkansas	67 69	
								75	H	Vanderbilt	48 54	175	H	Ole Miss	48 37	
												181	H	Grambling	72 57	
												211	N	Utah Valley	67 60	
												262	H	Appalachian St.	93 59	
												272	H	Georgia St.	72 56	
												296	H	Alcorn	97 50	
												326	H	North Florida	69 47	
												333	H	Lipscomb	68 49	
												346	H	Alabama A&M	96 44	
												349	H	Mississippi Val.	98 35	
LAST 12 Division I GAMES:																
120	N	LSU	49 58	59	H	Auburn	55 59									
21	A	Mississippi St.	52 61	175	H	Ole Miss	48 37									
27	H	Tennessee	54 46	27	A	Tennessee	42 70									
4	H	South Carolina	46 66	19	H	Texas A&M	56 59									
140	A	Arkansas	67 69	75	A	Vanderbilt	52 67									
44	A	Missouri	52 63	25	A	Florida	72 80									

Non-Div I Games:

Alabama

■ Loss, 
 ■ Non-Conf, 
 ■ S Site, 
 ■ H Home 
 ■ A Away 
 N Neutral

[illegible]

Alabama A&amp;M

Page 6

Average RPI Win:	285	WON-LOST	WINNING	LAST 10	STRENGTH OF	OPP. STRENGTH	TEAM	ADJ.	CONF.	ADJ CONF.
Average RPI Loss:	196	RECORD	PCT. RANK	GAMES	SCHEDULE	OF SCHEDULE	RPI	RPI	RPI	RPI
DIV. I ONLY	15- 11	133	8- 2	327	346	247	247	31	31	
DIV. I NON-CONF.	1- 7	318	0- 0	243	229	322	322	31	31	
TOTALS	RPI 1-25	RPI 26-50	W-L RECORDS	RPI 51-100	RPI 101-150	RPI 150+				
15- 11	0- 0	0- 0	OVERALL	0- 1	0- 2	15- 8				
8- 5	0- 0	0- 0	HOME	0- 0	0- 2	8- 3				
6- 5	0- 0	0- 0	AWAY	0- 1	0- 0	6- 4				
1- 1	0- 0	0- 0	NEUTRAL	0- 0	0- 0	1- 1				
1- 7	0- 0	0- 0	NON-CONFERENCE	0- 1	0- 2	1- 4				
0- 4	0- 0	0- 0	HOME	0- 0	0- 2	0- 2				
0- 2	0- 0	0- 0	AWAY	0- 1	0- 0	0- 1				
1- 1	0- 0	0- 0	NEUTRAL	0- 0	0- 0	1- 1				
14- 4	0- 0	0- 0	CONFERENCE	0- 0	0- 0	14- 4				
8- 1	0- 0	0- 0	HOME	0- 0	0- 0	8- 1				
6- 3	0- 0	0- 0	AWAY	0- 0	0- 0	6- 3				
0- 0	0- 0	0- 0	NEUTRAL	0- 0	0- 0	0- 0				

RPI 1-25			RPI 26-50			RPI 51-100			RPI 101+ Team's RPI: 247		
RPI	S	Opponent	Score	RPI	S	Opponent	Score	RPI	S	Opponent	Score
						73 A Georgia Tech	54 80			111 H Samford	35 54
										141 H Troy	59 73
										154 A Southern U.	60 59
										154 H Southern U.	55 57
										170 A Southern Miss.	44 65
										181 A Grambling	69 89
										181 H Grambling	69 60
										187 H South Ala.	43 47
										229 N Siena	57 53
										235 A Texas Southern	58 48
										235 H Texas Southern	57 51
										257 N Tennessee St.	64 74
										275 A Prairie View	60 63
										275 H Prairie View	65 54
										296 A Alcorn	52 51
										296 H Alcorn	64 51
										299 H Savannah St.	49 60
										309 A Jackson St.	69 70
										309 H Jackson St.	63 57
										337 A Ark.-Pine Bluff	68 53
										337 H Ark.-Pine Bluff	72 63
										346 A Alabama A&M	77 63
										346 H Alabama A&M	86 50
										349 A Mississippi Val.	79 51
										349 H Mississippi Val.	100 50
LAST 12 Division I GAMES:											
						181 H Grambling	69 60			346 A Alabama A&M	77 63
						309 H Jackson St.	63 57			337 A Ark.-Pine Bluff	68 53
						235 A Texas Southern	58 48			349 A Mississippi Val.	79 51
						275 A Prairie View	60 63			275 H Prairie View	65 54
						296 H Alcorn	64 51			235 H Texas Southern	57 51
						154 H Southern U.	55 57			296 A Alcorn	52 51

Non-Div I Games: Mobile 71 56

Alabama St.

■ Loss, 
 ■ Non-Conf, 
 ■ S Site, 
 ■ Home 
 ■ A Away 
 N Neutral

Average RPI Win: <b>221</b>	WON-LOST	WINNING	LAST 10	STRENGTH OF	OPP. STRENGTH	TEAM	ADJ.	CONF.	ADJ CONF.
Average RPI Loss: <b>54</b>	RECORD	PCT. RANK	GAMES	SCHEDULE	OF SCHEDULE	RPI	RPI	RPI	RPI
DIV. I ONLY	26- 4	13	9- 1	244	174	48	48	16	16
DIV. I NON-CONF.	9- 3	69	0- 0	230	104	70	70	19	19
TOTALS	RPI 1-25	RPI 26-50	W-L RECORDS	RPI 51-100	RPI 101-150	RPI 150+			
26- 4	0- 0	0- 1	OVERALL	1- 3	1- 0	24- 0			
11- 0	0- 0	0- 0	HOME	1- 0	0- 0	10- 0			
12- 4	0- 0	0- 1	AWAY	0- 3	0- 0	12- 0			
3- 0	0- 0	0- 0	NEUTRAL	0- 0	1- 0	2- 0			
9- 3	0- 0	0- 1	NON-CONFERENCE	0- 2	1- 0	8- 0			
3- 0	0- 0	0- 0	HOME	0- 0	0- 0	3- 0			
4- 3	0- 0	0- 1	AWAY	0- 2	0- 0	4- 0			
2- 0	0- 0	0- 0	NEUTRAL	0- 0	1- 0	1- 0			
17- 1	0- 0	0- 0	CONFERENCE	1- 1	0- 0	16- 0			
8- 0	0- 0	0- 0	HOME	1- 0	0- 0	7- 0			
8- 1	0- 0	0- 0	AWAY	0- 1	0- 0	8- 0			
1- 0	0- 0	0- 0	NEUTRAL	0- 0	0- 0	1- 0			

RPI S	Opponent	Score	RPI S	Opponent	Score	RPI S	Opponent	Score	RPI S	Opponent	Score
27	A Tennessee	55 63	55	A Southern California	67 68	106	N Toledo	63 55			
			63	A Maine	53 65	156	A Stony Brook	62 49			
			63	H Maine	64 59	156	H Stony Brook	73 54			
			69	A Army West Point	62 65	157	H Yale	74 70			
						185	A UMBC	77 42			
						185	H UMBC	63 39			
						186	N UC Davis	80 70			
						200	A Fairfield	62 50			
						213	A Rhode Island	67 58			
						217	A Hartford	78 41			
						217	H Hartford	84 39			
						219	A Binghamton	59 47			
						219	A Binghamton	79 43			
						219	H Binghamton	64 58			
						229	A Siena	61 42			
						232	A New Hampshire	78 52			
						232	H New Hampshire	85 48			
						266	H Providence	71 58			
						267	H Pepperdine	64 49			
						278	A Vermont	75 40			
						278	H Vermont	72 43			
						278	N Vermont	95 43			
						320	A UMass Lowell	85 55			
						320	H UMass Lowell	88 57			
						343	A Boston U.	83 43			
LAST 12 Division I GAMES:											
219	A Binghamton	79 43	232	H New Hampshire	85 48						
278	N Vermont	95 43	219	H Binghamton	64 58						
217	H Hartford	84 39	278	A Vermont	75 40						
320	H UMass Lowell	88 57	185	H UMBC	63 39						
156	A Stony Brook	62 49	217	A Hartford	78 41						
63	A Maine	53 65	320	A UMass Lowell	85 55						

Non-Div I Games:

Albany (NY)

■ Loss, 
 ■ Non-Conf, 
 ■ S Site, 
 ■ Home 
 ■ A Away 
 N Neutral



Average RPI Win:	298	WON-LOST	WINNING	LAST 10	STRENGTH OF	OPP. STRENGTH	TEAM	ADJ.	CONF.	ADJ CONF.
Average RPI Loss:	201	RECORD	PCT. RANK	GAMES	SCHEDULE	OF SCHEDULE	RPI	RPI	RPI	RPI
DIV. I ONLY	9- 18	266	7- 3	305	343	296	296	31	31	
DIV. I NON-CONF.	0- 8	338	0- 0	70	177	298	298	31	31	
TOTALS	RPI 1-25	RPI 26-50	W-L RECORDS	RPI 51-100	RPI 101-150	RPI 150+				
9- 18	0- 0	0- 1	OVERALL	0- 2	0- 3	9- 12				
5- 4	0- 0	0- 0	HOME	0- 0	0- 0	5- 4				
3- 14	0- 0	0- 0	AWAY	0- 2	0- 1	3- 5				
1- 0	0- 0	0- 0	NEUTRAL	0- 0	0- 0	1- 0				
0- 8	0- 0	0- 1	NON-CONFERENCE	0- 2	0- 3	0- 2				
0- 0	0- 0	0- 0	HOME	0- 0	0- 0	0- 0				
0- 8	0- 0	0- 1	AWAY	0- 2	0- 3	0- 2				
0- 0	0- 0	0- 0	NEUTRAL	0- 0	0- 0	0- 0				
9- 10	0- 0	0- 0	CONFERENCE	0- 0	0- 0	9- 10				
5- 4	0- 0	0- 0	HOME	0- 0	0- 0	5- 4				
3- 6	0- 0	0- 0	AWAY	0- 0	0- 0	3- 6				
1- 0	0- 0	0- 0	NEUTRAL	0- 0	0- 0	1- 0				

RPI 1-25			RPI 26-50			RPI 51-100			RPI 101+ Team's RPI: 296		
RPI	S	Opponent	Score	RPI	S	Opponent	Score	RPI	S	Opponent	Score
				38	A	Arkansas St.	50 82	97	A	Central Ark.	35 58
								99	A	Northwestern	47 91
								129	A	Iowa St.	41 91
								133	A	La.-Lafayette	61 73
								145	A	East Carolina	58 87
								154	A	Southern U.	57 66
								154	H	Southern U.	85 74
								158	A	Alabama	50 97
								181	A	Grambling	70 66
								181	H	Grambling	76 85
								235	A	Texas Southern	39 68
								235	H	Texas Southern	41 53
								247	A	Alabama St.	51 64
								247	H	Alabama St.	51 52
								275	A	Prairie View	54 58
								275	H	Prairie View	70 65
								297	A	Jacksonville St.	65 67
								309	A	Jackson St.	65 79
								309	H	Jackson St.	66 73
								337	A	Ark.-Pine Bluff	69 71
								337	H	Ark.-Pine Bluff	81 53
								346	A	Alabama A&M	81 64
								346	H	Alabama A&M	68 52
								349	A	Mississippi Val.	81 66
								349	H	Mississippi Val.	75 39
								349	N	Mississippi Val.	62 43
LAST 12 Division I GAMES:											
				349	N	Mississippi Val.	62 43	337	H	Ark.-Pine Bluff	81 53
				235	H	Texas Southern	41 53	349	H	Mississippi Val.	75 39
				275	H	Prairie View	70 65	181	A	Grambling	70 66
				154	H	Southern U.	85 74	309	A	Jackson St.	65 79
				247	A	Alabama St.	51 64	154	A	Southern U.	57 66
				346	A	Alabama A&M	81 64	247	H	Alabama St.	51 52

Non-Div I Games: Mt. Mercy 60 56 Delta St. 66 57

Alcorn

Loss, Non-Conf, S Site, H Home A Away N Neutral

Average RPI Win: <b>274</b>	WON-LOST	WINNING	LAST 10	STRENGTH OF	OPP. STRENGTH	TEAM	ADJ.	CONF.	ADJ CONF.
Average RPI Loss: <b>162</b>	RECORD	PCT. RANK	GAMES	SCHEDULE	OF SCHEDULE	RPI	RPI	RPI	RPI
DIV. I ONLY	8- 23	294	3- 7	144	289	274	274	26	26
DIV. I NON-CONF.	2- 9	296	0- 0	25	166	205	205	27	27
TOTALS	RPI 1-25	RPI 26-50	W-L RECORDS	RPI 51-100	RPI 101-150	RPI 150+			
8- 23	0- 1	0- 2	OVERALL	0- 7	0- 2	8- 11			
5- 9	0- 0	0- 0	HOME	0- 4	0- 1	5- 4			
3- 14	0- 1	0- 2	AWAY	0- 3	0- 1	3- 7			
0- 0	0- 0	0- 0	NEUTRAL	0- 0	0- 0	0- 0			
2- 9	0- 1	0- 2	NON-CONFERENCE	0- 2	0- 2	2- 2			
1- 3	0- 0	0- 0	HOME	0- 2	0- 1	1- 0			
1- 6	0- 1	0- 2	AWAY	0- 0	0- 1	1- 2			
0- 0	0- 0	0- 0	NEUTRAL	0- 0	0- 0	0- 0			
6- 14	0- 0	0- 0	CONFERENCE	0- 5	0- 0	6- 9			
4- 6	0- 0	0- 0	HOME	0- 2	0- 0	4- 4			
2- 8	0- 0	0- 0	AWAY	0- 3	0- 0	2- 5			
0- 0	0- 0	0- 0	NEUTRAL	0- 0	0- 0	0- 0			




































































RPI 1-25				RPI 26-50				RPI 51-100				RPI 101+ Team's RPI: 274			
RPI	S	Opponent	Score	RPI	S	Opponent	Score	RPI	S	Opponent	Score	RPI	S	Opponent	Score
22	A	George Washington	48 <b>78</b>	34	A	James Madison	45 <b>74</b>	65	H	Hofstra	51 <b>60</b>	127	A	Pittsburgh	58 <b>76</b>
				39	A	Princeton	34 <b>72</b>	69	A	Army West Point	51 <b>87</b>	138	H	Wake Forest	70 <b>71</b>
								69	H	Army West Point	42 <b>52</b>	185	A	UMBC	46 <b>47</b>
								89	H	Elon	54 <b>62</b>	203	A	William & Mary	51 <b>62</b>
								90	A	Bucknell	65 <b>73</b>	214	A	Dartmouth	45 41
								90	A	Bucknell	54 <b>60</b>	216	A	Lehigh	59 55
								90	H	Bucknell	60 <b>66</b>	216	H	Lehigh	52 <b>61</b>
												222	A	Loyola Maryland	46 <b>52</b>
												222	H	Loyola Maryland	50 <b>55</b>
												236	A	Navy	52 <b>65</b>
												236	H	Navy	61 56
												250	H	Manhattan	52 48
												254	A	Holy Cross	54 <b>59</b>
												254	H	Holy Cross	50 <b>59</b>
												293	A	Colgate	49 37
												293	H	Colgate	64 56
												329	A	Lafayette	59 <b>63</b>
												329	H	Lafayette	51 <b>60</b>
												343	A	Boston U.	59 <b>63</b>
												343	H	Boston U.	79 33
												343	H	Boston U.	61 53
LAST 12 Division I GAMES:															
				90	A	Bucknell	65 <b>73</b>	329	A	Lafayette	59 <b>63</b>				
				343	H	Boston U.	61 53	69	A	Army West Point	51 <b>87</b>				
				236	H	Navy	61 56	343	H	Boston U.	79 33				
				222	H	Loyola Maryland	50 <b>55</b>	216	H	Lehigh	52 <b>61</b>				
				236	A	Navy	52 <b>65</b>	90	A	Bucknell	54 <b>60</b>				
				254	H	Holy Cross	50 <b>59</b>	293	H	Colgate	64 56				

Non-Div I Games:

American





■ Loss, 
 ■ Non-Conf, S Site, 
 ■ Home 
 ■ Away 
 N Neutral

Average RPI Win: <b>221</b>	WON-LOST	WINNING	LAST 10	STRENGTH OF	OPP. STRENGTH	TEAM	ADJ.	CONF.	ADJ CONF.
Average RPI Loss: <b>162</b>	RECORD	PCT. RANK	GAMES	SCHEDULE	OF SCHEDULE	RPI	RPI	RPI	RPI
DIV. I ONLY	<b>10- 19</b>	<b>259</b>	<b>4- 6</b>	<b>200</b>	<b>196</b>	<b>262</b>	<b>262</b>	<b>15</b>	<b>15</b>
DIV. I NON-CONF.	<b>3- 6</b>	<b>234</b>	<b>0- 0</b>	<b>220</b>	<b>204</b>	<b>272</b>	<b>272</b>	<b>14</b>	<b>14</b>
TOTALS	RPI 1-25	RPI 26-50	W-L RECORDS	RPI 51-100	RPI 101-150	RPI 150+			
10- 19	0- 0	0- 2	OVERALL	0- 1	2- 7	8- 9			
6- 8	0- 0	0- 1	HOME	0- 0	1- 4	5- 3			
4- 9	0- 0	0- 1	AWAY	0- 0	1- 3	3- 5			
0- 2	0- 0	0- 0	NEUTRAL	0- 1	0- 0	0- 1			
3- 6	0- 0	0- 0	NON-CONFERENCE	0- 1	0- 1	3- 4			
3- 1	0- 0	0- 0	HOME	0- 0	0- 1	3- 0			
0- 3	0- 0	0- 0	AWAY	0- 0	0- 0	0- 3			
0- 2	0- 0	0- 0	NEUTRAL	0- 1	0- 0	0- 1			
7- 13	0- 0	0- 2	CONFERENCE	0- 0	2- 6	5- 5			
3- 7	0- 0	0- 1	HOME	0- 0	1- 3	2- 3			
4- 6	0- 0	0- 1	AWAY	0- 0	1- 3	3- 2			
0- 0	0- 0	0- 0	NEUTRAL	0- 0	0- 0	0- 0			

RPI S	Opponent	Score	RPI S	Opponent	Score	RPI S	Opponent	Score	RPI S	Opponent	Score	Team's RPI: 262
			38  Arkansas St.	60  83	61 N  South Dakota	60  87	104  Little Rock	50  67				
			38  Arkansas St.	74  83			104  Little Rock	67  72				
							128  Liberty	68  74				
							133  La.-Lafayette	51  60				
							133  La.-Lafayette	76 59				
							141  Troy	96 81				
							141  Troy	89  100				
							147  UT Arlington	58  65				
							147  UT Arlington	45  76				
							153  North Carolina	59  68				
							158  Alabama	59  93				
							165  ETSU	70 52				
							187  South Ala.	55  71				
							187  South Ala.	54  68				
							198  Richmond	73 59				
							215  Furman	92 78				
							227  Col. of Charleston	50  60				
							244  Texas St.	76  87				
							244  Texas St.	90 71				
							272  Georgia St.	72 69				
							272  Georgia St.	75  80				
							273  La.-Monroe	57 54				
							273  La.-Monroe	64 52				
							292  Ga. Southern	68 62				
							292  Ga. Southern	50  65				
							322 N  Delaware St.	69  76				
LAST 12 Division I GAMES:												
			38  Arkansas St.	74  83		147  UT Arlington	58  65					
			104  Little Rock	67  72		244  Texas St.	76  87					
			272  Georgia St.	72 69		273  La.-Monroe	64 52					
			292  Ga. Southern	68 62		133  La.-Lafayette	76 59					
			141  Troy	89  100		187  South Ala.	55  71					
			187  South Ala.	54  68		141  Troy	96 81					

Non-Div I Games:

Appalachian St.

 Loss, 
  Non-Conf, S Site, 
  Home 
  Away 
 N Neutral

Average RPI Win:	165	WON-LOST	WINNING	LAST 10	STRENGTH OF	OPP. STRENGTH	TEAM	ADJ.	CONF.	ADJ CONF.
Average RPI Loss:	52	RECORD	PCT. RANK	GAMES	SCHEDULE	OF SCHEDULE	RPI	RPI	RPI	RPI
DIV. I ONLY	13- 19	229	2- 8	31	26	122	122	1	1	
DIV. I NON-CONF.	9- 3	69	0- 0	131	231	82	82	1	1	
TOTALS	RPI 1-25	RPI 26-50	W-L RECORDS	RPI 51-100	RPI 101-150	RPI 150+				
13- 19	0- 8	0- 2	OVERALL	3- 8	2- 0	8- 1				
8- 7	0- 3	0- 1	HOME	1- 3	1- 0	6- 0				
3- 9	0- 1	0- 0	AWAY	1- 1	1- 0	1- 0				
2- 3	0- 1	0- 0	NEUTRAL	1- 1	0- 0	1- 1				
9- 3	0- 0	0- 0	NON-CONFERENCE	0- 2	2- 0	7- 1				
6- 0	0- 0	0- 0	HOME	0- 0	1- 0	5- 0				
2- 1	0- 0	0- 0	AWAY	0- 1	1- 0	1- 0				
1- 2	0- 0	0- 0	NEUTRAL	0- 1	0- 0	1- 1				
4- 16	0- 8	0- 2	CONFERENCE	3- 6	0- 0	1- 0				
2- 7	0- 3	0- 1	HOME	1- 3	0- 0	1- 0				
1- 8	0- 4	0- 1	AWAY	1- 3	0- 0	0- 0				
1- 1	0- 1	0- 0	NEUTRAL	1- 0	0- 0	0- 0				

RPI S	Opponent	Score	RPI S	Opponent	Score	RPI S	Opponent	Score	RPI S	Opponent	Score	Team's RPI: 122
5	A Oregon St.	43 71	33	A Washington	47 63	55	A Southern California	63 56	106	A Toledo	62 59	
9	A UCLA	53 80	33	H Washington	52 74	55	H Southern California	57 67	108	H New Mexico St.	68 64	
9	H UCLA	39 73				67	N FGCU	55 57	168	H George Mason	68 60	
9	N UCLA	51 72				82	A San Diego	54 59	176	H Pacific	69 56	
10	A Stanford	58 82				84	A Oregon	54 76	184	H Louisiana Tech	77 67	
10	H Stanford	34 59				84	N Oregon	74 68	194	N SMU	46 58	
11	A Arizona St.	49 61				85	A California	56 75	202	H Colorado	63 52	
11	H Arizona St.	47 62				85	H California	57 52	206	N Gardner-Webb	79 60	
						88	H Utah	55 60	220	H Kansas	67 52	
						96	A Washington St.	46 67	225	A North Texas	51 44	
						96	H Washington St.	61 62	328	H Howard	65 28	
LAST 12 Division I GAMES:												
9	N UCLA	51 72	85	A California	56 75							
84	N Oregon	74 68	10	A Stanford	58 82							
55	A Southern California	63 56	9	H UCLA	39 73							
9	A UCLA	53 80	55	H Southern California	57 67							
96	H Washington St.	61 62	84	A Oregon	54 76							
33	H Washington	52 74	5	A Oregon St.	43 71							

Non-Div I Games:

Arizona

Loss, Non-Conf, S Site, H Home A Away N Neutral

Average RPI Win:	104	WON-LOST	WINNING	LAST 10	STRENGTH OF	OPP. STRENGTH	TEAM	ADJ.	CONF.	ADJ CONF.
Average RPI Loss:	31	RECORD	PCT. RANK	GAMES	SCHEDULE	OF SCHEDULE	RPI	RPI	RPI	RPI
DIV. I ONLY	25- 6	26	7- 3	19	2	11	11	1	1	
DIV. I NON-CONF.	9- 3	69	0- 0	36	16	41	41	1	1	
TOTALS	RPI 1-25	RPI 26-50	W-L RECORDS	RPI 51-100	RPI 101-150	RPI 150+				
25- 6	5- 4	2- 0	OVERALL	9- 2	3- 0	6- 0				
13- 2	3- 1	1- 0	HOME	5- 1	1- 0	3- 0				
11- 2	2- 2	1- 0	AWAY	4- 0	2- 0	2- 0				
1- 2	0- 1	0- 0	NEUTRAL	0- 1	0- 0	1- 0				
9- 3	2- 2	0- 0	NON-CONFERENCE	1- 1	1- 0	5- 0				
4- 2	1- 1	0- 0	HOME	1- 1	0- 0	2- 0				
4- 0	1- 0	0- 0	AWAY	0- 0	1- 0	2- 0				
1- 1	0- 1	0- 0	NEUTRAL	0- 0	0- 0	1- 0				
16- 3	3- 2	2- 0	CONFERENCE	8- 1	2- 0	1- 0				
9- 0	2- 0	1- 0	HOME	4- 0	1- 0	1- 0				
7- 2	1- 2	1- 0	AWAY	4- 0	1- 0	0- 0				
0- 1	0- 0	0- 0	NEUTRAL	0- 1	0- 0	0- 0				

RPI 1-25				Team's RPI: 11		RPI 26-50				RPI 51-100				RPI 101+			
RPI	S	Opponent	Score	RPI	S	Opponent	Score	RPI	S	Opponent	Score	RPI	S	Opponent	Score		
4	N	South Carolina	58 60	33	A	Washington	68 61	55	A	Southern California	50 45	119	A	Hawaii	75 49		
5	A	Oregon St.	44 67	33	H	Washington	77 57	55	H	Southern California	69 68	122	A	Arizona	62 47		
9	A	UCLA	61 74					71	H	VCU	48 57	122	H	Arizona	61 49		
9	H	UCLA	65 61					84	A	Oregon	63 58	194	A	SMU	64 57		
10	A	Stanford	63 61					85	A	California	64 49	202	H	Colorado	64 37		
10	H	Stanford	49 31					85	H	California	57 49	212	N	CSU Bakersfield	60 47		
12	H	Kentucky	64 68					85	N	California	64 75	217	A	Hartford	60 29		
13	A	Syracuse	61 54					88	H	Utah	80 60	249	H	Columbia	70 49		
15	H	Florida St.	68 56					96	A	Washington St.	63 45	300	H	CSUN	69 46		
								96	H	Washington St.	61 39						
								100	H	Marquette	90 80						
LAST 12 Division I GAMES:																	
85	N	California	64 75	85	A	California	64 49										
9	A	UCLA	61 74	55	H	Southern California	69 68										
55	A	Southern California	50 45	9	H	UCLA	65 61										
33	H	Washington	77 57	5	A	Oregon St.	44 67										
96	H	Washington St.	61 39	84	A	Oregon	63 58										
10	A	Stanford	63 61	122	A	Arizona	62 47										

Non-Div I Games:

Arizona St.

■ Loss, 
■ Non-Conf, S Site, 
■ Home 
■ Away 
N Neutral

Average RPI Win:	298	WON-LOST	WINNING	LAST 10	STRENGTH OF	OPP. STRENGTH	TEAM	ADJ.	CONF.	ADJ CONF.
Average RPI Loss:	209	RECORD	PCT. RANK	GAMES	SCHEDULE	OF SCHEDULE	RPI	RPI	RPI	RPI
DIV. I ONLY	6- 20	306	3- 7	334	324	337	337	31	31	
DIV. I NON-CONF.	0- 7	338	0- 0	196	9	323	323	31	31	
TOTALS	RPI 1-25	RPI 26-50	W-L RECORDS	RPI 51-100	RPI 101-150	RPI 150+				
6- 20	0- 0	0- 1	OVERALL	0- 1	0- 3	6- 15				
5- 4	0- 0	0- 0	HOME	0- 0	0- 0	5- 4				
1- 15	0- 0	0- 1	AWAY	0- 0	0- 2	1- 4				
0- 1	0- 0	0- 0	NEUTRAL	0- 0	0- 0	0- 1				
0- 7	0- 0	0- 1	NON-CONFERENCE	0- 1	0- 3	0- 2				
0- 0	0- 0	0- 0	HOME	0- 0	0- 0	0- 0				
0- 7	0- 0	0- 1	AWAY	0- 1	0- 3	0- 2				
0- 0	0- 0	0- 0	NEUTRAL	0- 0	0- 0	0- 0				
6- 13	0- 0	0- 0	CONFERENCE	0- 0	0- 0	6- 13				
5- 4	0- 0	0- 0	HOME	0- 0	0- 0	5- 4				
1- 8	0- 0	0- 0	AWAY	0- 0	0- 0	1- 8				
0- 1	0- 0	0- 0	NEUTRAL	0- 0	0- 0	0- 1				

RPI S	Opponent	Score	RPI S	Opponent	Score	RPI S	Opponent	Score	RPI S	Opponent	Score	Team's RPI: 337
44	A Missouri	34 85	94	A Nebraska	46 96	106	A Toledo	47 74				
						129	A Iowa St.	41 70				
						137	A Texas Tech	40 84				
						154	A Southern U.	70 74				
						154	H Southern U.	61 78				
						164	A UAB	32 82				
						175	A Ole Miss	45 80				
						181	A Grambling	49 67				
						181	H Grambling	83 68				
						235	A Texas Southern	30 57				
						235	H Texas Southern	51 57				
						247	A Alabama St.	63 72				
						247	H Alabama St.	53 68				
						275	A Prairie View	55 70				
						275	H Prairie View	66 70				
						296	A Alcorn	53 81				
						296	H Alcorn	71 69				
						309	A Jackson St.	66 59				
						309	H Jackson St.	71 66				
						346	A Alabama A&M	70 78				
						346	H Alabama A&M	69 60				
						346	N Alabama A&M	74 82				
						349	A Mississippi Val.	60 62				
						349	H Mississippi Val.	81 53				
LAST 12 Division I GAMES:												
346	N Alabama A&M	74 82	296	A Alcorn	53 81	346	N Alabama A&M	74 82				
349	H Mississippi Val.	81 53	154	A Southern U.	70 74	349	A Mississippi Val.	60 62				
309	A Jackson St.	66 59	247	H Alabama St.	53 68	349	H Mississippi Val.	81 53				
181	A Grambling	49 67	346	H Alabama A&M	69 60							
235	H Texas Southern	51 57	309	H Jackson St.	71 66							
275	H Prairie View	66 70	181	H Grambling	83 68							

Non-Div I Games: Talladega 73 83 Philander Smith 63 51 Tougaloo 65 51 Talladega 68 55 Ark.-Pine Bluff

Loss, Non-Conf, S Site, H Home A Away N Neutral

## Arkansas

Through Games Of March 8, 2016

Average RPI Win:	166	WON-LOST	WINNING	LAST 10	STRENGTH OF	OPP. STRENGTH	TEAM	ADJ.	CONF.	ADJ CONF.
Average RPI Loss:	55	RECORD	PCT. RANK	GAMES	SCHEDULE	OF SCHEDULE	RPI	RPI	RPI	RPI
DIV. I ONLY	12- 18	231	3- 7	44	24	140	140	2	2	
DIV. I NON-CONF.	5- 8	209	0- 0	200	107	248	248	2	2	
TOTALS	RPI 1-25	RPI 26-50	W-L RECORDS	RPI 51-100	RPI 101-150	RPI 150+				
12- 18	1- 7	2- 4	OVERALL	1- 4	2- 1	6- 2				
11- 4	1- 2	2- 0	HOME	1- 1	1- 0	6- 1				
1- 10	0- 3	0- 3	AWAY	0- 3	1- 0	0- 1				
0- 4	0- 2	0- 1	NEUTRAL	0- 0	0- 1	0- 0				
5- 8	0- 2	0- 0	NON-CONFERENCE	0- 3	1- 1	4- 2				
5- 2	0- 0	0- 0	HOME	0- 1	1- 0	4- 1				
0- 3	0- 0	0- 0	AWAY	0- 2	0- 0	0- 1				
0- 3	0- 2	0- 0	NEUTRAL	0- 0	0- 1	0- 0				
7- 10	1- 5	2- 4	CONFERENCE	1- 1	1- 0	2- 0				
6- 2	1- 2	2- 0	HOME	1- 0	0- 0	2- 0				
1- 7	0- 3	0- 3	AWAY	0- 1	1- 0	0- 0				
0- 1	0- 0	0- 1	NEUTRAL	0- 0	0- 0	0- 0				

RPI 1-25				RPI 26-50				RPI 51-100				RPI 101+ Team's RPI: 140			
RPI	S	Opponent	Score	RPI	S	Opponent	Score	RPI	S	Opponent	Score	RPI	S	Opponent	Score
4	A	South Carolina	32 85	27	A	Tennessee	57 75	51	A	South Dakota St.	69 76	120	A	LSU	48 44
5	N	Oregon St.	47 63	27	H	Tennessee	64 59	52	A	Rutgers	40 60	133	N	La.-Lafayette	59 67
7	N	Texas	50 61	27	N	Tennessee	51 68	59	A	Auburn	60 71	139	H	Oral Roberts	65 50
12	A	Kentucky	63 77	37	A	Georgia	57 72	75	H	Vanderbilt	57 56	158	H	Alabama	69 67
19	H	Texas A&M	67 61	44	A	Missouri	48 69	91	H	Missouri St.	54 69	175	H	Ole Miss	60 49
21	A	Mississippi St.	55 80	44	H	Missouri	64 52					180	A	Butler	57 63
21	H	Mississippi St.	55 65									192	H	Tulsa	67 74
25	H	Florida	66 71									237	H	Sam Houston St.	67 47
LAST 12 Division I GAMES:															
		27 N Tennessee	51 68			75 H Vanderbilt	57 56								
		175 H Ole Miss	60 49			27 A Tennessee	57 75								
		37 A Georgia	57 72			21 H Mississippi St.	55 65								
		12 A Kentucky	63 77			25 H Florida	66 71								
		158 H Alabama	69 67			59 A Auburn	60 71								
		44 A Missouri	48 69			120 A LSU	48 44								

Non-Div I Games:

Arkansas

■ Loss, 
 ■ Non-Conf, 
 ■ S Site, 
 ■ H Home 
 ■ A Away 
 N Neutral

Average RPI Win:	213	WON-LOST	WINNING	LAST 10	STRENGTH OF	OPP. STRENGTH	TEAM	ADJ.	CONF.	ADJ CONF.
Average RPI Loss:	66	RECORD	PCT. RANK	GAMES	SCHEDULE	OF SCHEDULE	RPI	RPI	RPI	RPI
DIV. I ONLY	25- 4	16	9- 1	163	202	38	38	15	15	
DIV. I NON-CONF.	6- 3	99	0- 0	83	209	52	52	14	14	
TOTALS	RPI 1-25	RPI 26-50	W-L RECORDS	RPI 51-100	RPI 101-150	RPI 150+				
25- 4	0- 1	0- 1	OVERALL	1- 1	8- 1	16- 0				
13- 0	0- 0	0- 0	HOME	0- 0	4- 0	9- 0				
12- 4	0- 1	0- 1	AWAY	1- 1	4- 1	7- 0				
0- 0	0- 0	0- 0	NEUTRAL	0- 0	0- 0	0- 0				
6- 3	0- 1	0- 1	NON-CONFERENCE	1- 1	1- 0	4- 0				
3- 0	0- 0	0- 0	HOME	0- 0	0- 0	3- 0				
3- 3	0- 1	0- 1	AWAY	1- 1	1- 0	1- 0				
0- 0	0- 0	0- 0	NEUTRAL	0- 0	0- 0	0- 0				
19- 1	0- 0	0- 0	CONFERENCE	0- 0	7- 1	12- 0				
10- 0	0- 0	0- 0	HOME	0- 0	4- 0	6- 0				
9- 1	0- 0	0- 0	AWAY	0- 0	3- 1	6- 0				
0- 0	0- 0	0- 0	NEUTRAL	0- 0	0- 0	0- 0				

RPI 1-25				RPI 26-50				Team's RPI: 38				RPI 51-100				RPI 101+			
RPI	S	Opponent	Score	RPI	S	Opponent	Score	RPI	S	Opponent	Score	RPI	S	Opponent	Score	RPI	S	Opponent	Score
25	A	Florida	72 76	40	A	Chattanooga	54 55	67	A	FGCU	62 48	104	A	Little Rock	69 71				
								94	A	Nebraska	71 79	104	H	Little Rock	66 53				
												105	A	UT Martin	76 74				
												133	A	La.-Lafayette	74 62				
												133	H	La.-Lafayette	83 56				
												141	A	Troy	101 81				
												141	H	Troy	94 80				
												147	A	UT Arlington	78 71				
												147	H	UT Arlington	66 44				
												187	A	South Ala.	66 53				
												187	H	South Ala.	58 51				
												244	A	Texas St.	74 59				
												244	H	Texas St.	87 50				
												262	A	Appalachian St.	83 74				
												262	H	Appalachian St.	83 60				
												269	H	Austin Peay	66 55				
												272	A	Georgia St.	85 64				
												272	H	Georgia St.	75 54				
												273	A	La.-Monroe	78 64				
												273	H	La.-Monroe	66 43				
												279	A	Tennessee Tech	77 55				
												291	H	Wichita St.	67 40				
												292	A	Ga. Southern	79 52				
												292	H	Ga. Southern	77 54				
												296	H	Alcorn	82 50				
LAST 12 Division I GAMES:																			
262	A	Appalachian St.	83 74	273	A	La.-Monroe	78 64												
104	A	Little Rock	69 71	133	A	La.-Lafayette	74 62												
147	H	UT Arlington	66 44	141	H	Troy	94 80												
244	H	Texas St.	87 50	187	H	South Ala.	58 51												
272	A	Georgia St.	85 64	292	H	Ga. Southern	77 54												
292	A	Ga. Southern	79 52	272	H	Georgia St.	75 54												

Non-Div I Games:

Arkansas St.

■ Loss, 
 ■ Non-Conf, 
 ■ S Site, 
 ■ Home 
 ■ A Away 
 N Neutral



Army West Point

Through Games Of March 8, 2016

Average RPI Win:	250	WON-LOST	WINNING	LAST 10	STRENGTH OF	OPP. STRENGTH	TEAM	ADJ.	CONF.	ADJ CONF.
Average RPI Loss:	69	RECORD	PCT. RANK	GAMES	SCHEDULE	OF SCHEDULE	RPI	RPI	RPI	RPI
DIV. I ONLY	26- 2	6	10- 0	312	281	69	69	26	26	
DIV. I NON-CONF.	8- 1	23	0- 0	266	243	72	72	27	27	
TOTALS	RPI 1-25	RPI 26-50	W-L RECORDS	RPI 51-100	RPI 101-150	RPI 150+				
26- 2	0- 0	1- 1	OVERALL	2- 1	0- 0	23- 0				
14- 0	0- 0	1- 0	HOME	2- 0	0- 0	11- 0				
11- 2	0- 0	0- 1	AWAY	0- 1	0- 0	11- 0				
1- 0	0- 0	0- 0	NEUTRAL	0- 0	0- 0	1- 0				
8- 1	0- 0	1- 1	NON-CONFERENCE	1- 0	0- 0	6- 0				
5- 0	0- 0	1- 0	HOME	1- 0	0- 0	3- 0				
3- 1	0- 0	0- 1	AWAY	0- 0	0- 0	3- 0				
0- 0	0- 0	0- 0	NEUTRAL	0- 0	0- 0	0- 0				
18- 1	0- 0	0- 0	CONFERENCE	1- 1	0- 0	17- 0				
9- 0	0- 0	0- 0	HOME	1- 0	0- 0	8- 0				
8- 1	0- 0	0- 0	AWAY	0- 1	0- 0	8- 0				
1- 0	0- 0	0- 0	NEUTRAL	0- 0	0- 0	1- 0				

RPI S	Opponent	Score	RPI S	Opponent	Score	RPI S	Opponent	Score	RPI S	Opponent	Score
47	A Duke	61 72	48	H Albany (NY)	65 62	86	H Quinnipiac	67 57	157	A Yale	65 61
						90	A Bucknell	69 79	216	A Lehigh	69 49
						90	H Bucknell	68 63	216	H Lehigh	63 39
									222	A Loyola Maryland	52 44
									222	H Loyola Maryland	70 37
									236	A Navy	49 34
									236	N Navy	75 38
									254	A Holy Cross	80 49
									254	H Holy Cross	77 58
									267	H Pepperdine	63 53
									274	A American	52 42
									274	H American	87 51
									276	H Central Conn. St.	81 52
									284	H Rider	57 42
									293	A Colgate	78 55
									293	H Colgate	89 62
									293	H Colgate	67 55
									329	A Lafayette	78 45
									329	H Lafayette	84 57
									335	A St. Francis Brooklyn	74 35
									342	A NJIT	71 35
									343	A Boston U.	79 44
									343	H Boston U.	72 38

LAST 12 Division I GAMES:

293	H Colgate	89 62	274	H American	87 51
343	A Boston U.	79 44	293	A Colgate	78 55
216	A Lehigh	69 49	222	A Loyola Maryland	52 44
343	H Boston U.	72 38	329	H Lafayette	84 57
236	A Navy	49 34	90	H Bucknell	68 63
254	A Holy Cross	80 49	236	N Navy	75 38

Non-Div I Games: Emerson 86 47

Army West Point

Loss, Non-Conf, S Site, H Home A Away N Neutral

Average RPI Win:	163	WON-LOST	WINNING	LAST 10	STRENGTH OF	OPP. STRENGTH	TEAM	ADJ.	CONF.	ADJ CONF.
Average RPI Loss:	39	RECORD	PCT. RANK	GAMES	SCHEDULE	OF SCHEDULE	RPI	RPI	RPI	RPI
DIV. I ONLY	19- 12	107	6- 4	55	42	59	59	2	2	
DIV. I NON-CONF.	10- 3	61	0- 0	267	153	114	114	2	2	
TOTALS	RPI 1-25	RPI 26-50	W-L RECORDS	RPI 51-100	RPI 101-150	RPI 150+				
19- 12	2- 6	1- 3	OVERALL	2- 2	3- 1	11- 0				
9- 4	2- 2	0- 1	HOME	1- 0	2- 1	4- 0				
6- 7	0- 3	0- 2	AWAY	0- 2	1- 0	5- 0				
4- 1	0- 1	1- 0	NEUTRAL	1- 0	0- 0	2- 0				
10- 3	0- 0	0- 0	NON-CONFERENCE	1- 2	1- 1	8- 0				
4- 1	0- 0	0- 0	HOME	0- 0	1- 1	3- 0				
3- 2	0- 0	0- 0	AWAY	0- 2	0- 0	3- 0				
3- 0	0- 0	0- 0	NEUTRAL	1- 0	0- 0	2- 0				
9- 9	2- 6	1- 3	CONFERENCE	1- 0	2- 0	3- 0				
5- 3	2- 2	0- 1	HOME	1- 0	1- 0	1- 0				
3- 5	0- 3	0- 2	AWAY	0- 0	1- 0	2- 0				
1- 1	0- 1	1- 0	NEUTRAL	0- 0	0- 0	0- 0				

RPI 1-25				RPI 26-50				RPI 51-100 Team's RPI: 59				RPI 101+			
RPI	S	Opponent	Score	RPI	S	Opponent	Score	RPI	S	Opponent	Score	RPI	S	Opponent	Score
4	H	South Carolina	58 74	27	A	Tennessee	52 79	67	A	FGCU	45 52	109	H	Virginia	52 69
4	N	South Carolina	48 57	37	A	Georgia	30 63	75	H	Vanderbilt	53 45	120	A	LSU	63 53
12	A	Kentucky	47 54	44	H	Missouri	55 69	81	N	Minnesota	81 79	140	H	Arkansas	71 60
12	H	Kentucky	66 61	44	N	Missouri	47 45	100	A	Marquette	69 70	145	H	East Carolina	83 69
19	H	Texas A&M	49 57									155	N	Boise St.	55 53
21	A	Mississippi St.	45 60									158	A	Alabama	59 55
25	A	Florida	49 56									158	H	Alabama	72 59
25	H	Florida	80 58									164	H	UAB	85 71
												168	H	George Mason	88 59
												175	A	Ole Miss	65 60
												245	N	Coppin St.	69 54
												295	A	Towson	74 52
												299	A	Savannah St.	62 40
												318	A	Southeastern La.	80 68
												327	H	Winthrop	76 33
LAST 12 Division I GAMES:															
		4 N South Carolina	48 57			175 A Ole Miss	65 60								
		44 N Missouri	47 45			158 A Alabama	59 55								
		25 A Florida	49 56			75 H Vanderbilt	53 45								
		19 H Texas A&M	49 57			120 A LSU	63 53								
		44 H Missouri	55 69			37 A Georgia	30 63								
		25 H Florida	80 58			140 H Arkansas	71 60								

Non-Div I Games:

Auburn

■ Loss, 
 ■ Non-Conf, S Site, 
 ■ Home 
 ■ Away 
 N Neutral

Average RPI Win: <b>250</b>	WON-LOST	WINNING	LAST 10	STRENGTH OF	OPP. STRENGTH	TEAM	ADJ.	CONF.	ADJ CONF.
Average RPI Loss: <b>149</b>	RECORD	PCT. RANK	GAMES	SCHEDULE	OF SCHEDULE	RPI	RPI	RPI	RPI
DIV. I ONLY	8- 20	284	3- 7	157	214	269	269	24	24
DIV. I NON-CONF.	0- 11	338	0- 0	35	83	275	275	24	24
TOTALS	RPI 1-25	RPI 26-50	W-L RECORDS	RPI 51-100	RPI 101-150	RPI 150+			
8- 20	0- 0	0- 3	OVERALL	0- 5	1- 4	7- 8			
7- 3	0- 0	0- 0	HOME	0- 2	1- 1	6- 0			
1- 15	0- 0	0- 2	AWAY	0- 3	0- 3	1- 7			
0- 2	0- 0	0- 1	NEUTRAL	0- 0	0- 0	0- 1			
0- 11	0- 0	0- 3	NON-CONFERENCE	0- 4	0- 1	0- 3			
0- 2	0- 0	0- 0	HOME	0- 2	0- 0	0- 0			
0- 8	0- 0	0- 2	AWAY	0- 2	0- 1	0- 3			
0- 1	0- 0	0- 1	NEUTRAL	0- 0	0- 0	0- 0			
8- 9	0- 0	0- 0	CONFERENCE	0- 1	1- 3	7- 5			
7- 1	0- 0	0- 0	HOME	0- 0	1- 1	6- 0			
1- 7	0- 0	0- 0	AWAY	0- 1	0- 2	1- 4			
0- 1	0- 0	0- 0	NEUTRAL	0- 0	0- 0	0- 1			

RPI S	Opponent	Score	RPI S	Opponent	Score	RPI S	Opponent	Score	RPI S	Opponent	Score	Team's RPI: 269
35	A Western Ky.	69 88	57	A Ball St.	44 72	103	A Wright St.	56 77				
38	A Arkansas St.	55 66	66	H Middle Tenn.	55 86	105	A UT Martin	51 75				
46	N Indiana	58 90	75	A Vanderbilt	56 73	105	H UT Martin	80 70				
			78	A Belmont	82 88	146	A SIUE	75 94				
			85	H California	58 67	146	H SIUE	61 72				
						165	A ETSU	76 80				
						177	H Eastern Ky.	94 66				
						177	N Eastern Ky.	68 82				
						228	A Southeast Mo. St.	69 71				
						228	H Southeast Mo. St.	74 71				
						257	A Tennessee St.	58 66				
						263	A Murray St.	72 75				
						263	H Murray St.	81 72				
						279	H Tennessee Tech	91 75				
						282	A Miami (OH)	60 75				
						286	A Kennesaw St.	65 73				
						297	H Jacksonville St.	61 59				
						307	A Morehead St.	96 75				
						340	A Eastern Ill.	56 64				
						340	H Eastern Ill.	80 45				
LAST 12 Division I GAMES:												
177	N Eastern Ky.	68 82	263	A Murray St.	72 75							
228	H Southeast Mo. St.	74 71	105	A UT Martin	51 75							
263	H Murray St.	81 72	228	A Southeast Mo. St.	69 71							
146	A SIUE	75 94	146	H SIUE	61 72							
105	H UT Martin	80 70	340	H Eastern Ill.	80 45							
340	A Eastern Ill.	56 64	307	A Morehead St.	96 75							

Non-Div I Games: Trevecca Nazarene 97 75 Christian Bros. 74 55

Austin Peay

■ Loss, 
 ■ Non-Conf, 
 ■ S Site, 
 ■ Home 
 ■ A Away 
 N Neutral

BYU				Through Games Of March 8, 2016						
Average RPI Win:	153	WON-LOST	WINNING	LAST 10	STRENGTH OF	OPP. STRENGTH	TEAM	ADJ.	CONF.	ADJ CONF.
Average RPI Loss:	63	RECORD	PCT. RANK	GAMES	SCHEDULE	OF SCHEDULE	RPI	RPI	RPI	RPI
DIV. I ONLY	25- 6	26	8- 2	57	94	16	16	8	8	
DIV. I NON-CONF.	7- 3	91	0- 0	17	78	16	16	9	9	
-----										
TOTALS	RPI 1-25	RPI 26-50		W-L RECORDS		RPI 51-100	RPI 101-150		RPI 150+	
25- 6	1- 0	0- 3		OVERALL		9- 2	3- 1		12- 0	
12- 0	0- 0	0- 0		HOME		5- 0	1- 0		6- 0	
8- 4	0- 0	0- 2		AWAY		3- 1	0- 1		5- 0	
5- 2	1- 0	0- 1		NEUTRAL		1- 1	2- 0		1- 0	
7- 3	1- 0	0- 3		NON-CONFERENCE		1- 0	2- 0		3- 0	
3- 0	0- 0	0- 0		HOME		1- 0	0- 0		2- 0	
1- 2	0- 0	0- 2		AWAY		0- 0	0- 0		1- 0	
3- 1	1- 0	0- 1		NEUTRAL		0- 0	2- 0		0- 0	
18- 3	0- 0	0- 0		CONFERENCE		8- 2	1- 1		9- 0	
9- 0	0- 0	0- 0		HOME		4- 0	1- 0		4- 0	
7- 2	0- 0	0- 0		AWAY		3- 1	0- 1		4- 0	
2- 1	0- 0	0- 0		NEUTRAL		1- 1	0- 0		1- 0	

RPI 1-25			RPI 26-50			RPI 51-100			RPI 101+		
RPI	S	Opponent	Score	RPI	S	RPI	S	Opponent	Score	RPI	S
19	N	Texas A&M	72 64	31	A	54	A	St. Mary's (CA)	65 44	113	A
				37	N	54	H	St. Mary's (CA)	65 59	113	H
				45	A	62	A	Santa Clara	68 63	119	N
						62	H	Santa Clara	70 63	134	N
						62	N	Santa Clara	87 67	176	A
						68	A	San Francisco	66 57	176	H
						68	H	San Francisco	65 62	188	A
						68	N	San Francisco	68 70	211	H
						82	A	San Diego	65 78	230	H
						82	H	San Diego	68 60	241	A
						88	H	Utah	73 59	241	H
										267	A
										267	H
										267	N
										289	A
										289	H
LAST 12 Division I GAMES:											
				68	N	62	H	Santa Clara	70 63		
				62	N	68	H	San Francisco	65 62		
				267	N	54	A	St. Mary's (CA)	65 44		
				113	A	176	A	Pacific	67 57		
				289	A	267	A	Pepperdine	77 66		
				82	H	241	A	Loyola Marymount	82 75		

Non-Div I Games: BYU-Hawaii 85 40

BYU

■ Loss, 
 ■ Non-Conf, S Site, 
 ■ Home 
 ■ Away 
 N Neutral

Average RPI Win:	177	WON-LOST	WINNING	LAST 10	STRENGTH OF	OPP. STRENGTH	TEAM	ADJ.	CONF.	ADJ CONF.
Average RPI Loss:	89	RECORD	PCT. RANK	GAMES	SCHEDULE	OF SCHEDULE	RPI	RPI	RPI	RPI
DIV. I ONLY	20- 8	62	7- 3	86	119	57	57	11	11	
DIV. I NON-CONF.	7- 3	91	0- 0	199	94	97	97	13	13	
TOTALS	RPI 1-25	RPI 26-50	W-L RECORDS	RPI 51-100	RPI 101-150	RPI 150+				
20- 8	0- 1	1- 2	OVERALL	3- 4	7- 0	9- 1				
11- 2	0- 0	1- 1	HOME	2- 1	4- 0	4- 0				
8- 5	0- 0	0- 1	AWAY	1- 0	3- 0	4- 0				
1- 1	0- 1	0- 0	NEUTRAL	0- 0	0- 0	1- 0				
7- 3	0- 1	1- 0	NON-CONFERENCE	1- 2	0- 0	5- 0				
4- 0	0- 0	1- 0	HOME	1- 0	0- 0	2- 0				
2- 2	0- 0	0- 0	AWAY	0- 2	0- 0	2- 0				
1- 1	0- 1	0- 0	NEUTRAL	0- 0	0- 0	1- 0				
13- 5	0- 0	0- 2	CONFERENCE	2- 2	7- 0	4- 1				
7- 2	0- 0	0- 1	HOME	1- 1	4- 0	2- 0				
6- 3	0- 0	0- 1	AWAY	1- 1	3- 0	2- 1				
0- 0	0- 0	0- 0	NEUTRAL	0- 0	0- 0	0- 0				

RPI 1-25			RPI 26-50			RPI 51-100			Team's RPI: 57	RPI 101+		
RPI	S	Opponent	Score	RPI	S	Opponent	Score	RPI	S	Opponent	Score	RPI
25	N	Florida	79 85	35	H	Western Ky.	74 60	53	H	Saint Louis	79 70	106
				43	A	Ohio	48 73	64	A	Purdue	63 73	106
				43	H	Ohio	67 68	70	A	Central Mich.	66 67	123
								70	H	Central Mich.	65 74	130
								77	A	Charlotte	66 72	130
								87	A	Eastern Mich.	67 63	142
								87	H	Eastern Mich.	76 54	142
										180	H	Butler
										221	N	Massachusetts
										258	A	Bowling Green
										259	A	Northern Ill.
										259	H	Northern Ill.
										269	H	Austin Peay
										282	H	Miami (OH)
										319	A	Kent St.
										332	A	Evansville
										333	A	Lipscomb
LAST 12 Division I GAMES:												
106	A	Toledo	68 58	319	A	Kent St.	50 59					
259	H	Northern Ill.	76 68	70	H	Central Mich.	65 74					
87	A	Eastern Mich.	67 63	130	A	Buffalo	59 57					
70	A	Central Mich.	66 67	123	H	Akron	78 71					
142	H	Western Mich.	60 54	43	H	Ohio	67 68					
259	A	Northern Ill.	73 57	142	A	Western Mich.	77 53					

Non-Div I Games: Ohio Valley 94 45

Ball St.

■ Loss, 
 ■ Non-Conf, S Site, 
 ■ Home 
 ■ Away 
 N Neutral

Through Games of March 9, 2010										
Average RPI Win:	94	WON-LOST	WINNING	LAST 10	STRENGTH OF	OPP. STRENGTH	TEAM	ADJ.	CONF.	ADJ CONF.
Average RPI Loss:	32	RECORD	PCT. RANK	GAMES	SCHEDULE	OF SCHEDULE	RPI	RPI	RPI	RPI
DIV. I ONLY	33- 1	2	10- 0	7	17	2	2	3	3	
DIV. I NON-CONF.	13- 0	1	0- 0	30	38	3	3	3	3	
-----										
TOTALS	RPI 1-25		RPI 26-50	W-L RECORDS		RPI 51-100	RPI 101-150		RPI 150+	
33- 1	7- 0		9- 1	OVERALL		0- 0	11- 0		6- 0	
18- 0	3- 0		4- 0	HOME		0- 0	7- 0		4- 0	
8- 1	2- 0		2- 1	AWAY		0- 0	3- 0		1- 0	
7- 0	2- 0		3- 0	NEUTRAL		0- 0	1- 0		1- 0	
13- 0	2- 0		3- 0	NON-CONFERENCE		0- 0	4- 0		4- 0	
9- 0	1- 0		1- 0	HOME		0- 0	4- 0		3- 0	
0- 0	0- 0		0- 0	AWAY		0- 0	0- 0		0- 0	
4- 0	1- 0		2- 0	NEUTRAL		0- 0	0- 0		1- 0	
20- 1	5- 0		6- 1	CONFERENCE		0- 0	7- 0		2- 0	
9- 0	2- 0		3- 0	HOME		0- 0	3- 0		1- 0	
8- 1	2- 0		2- 1	AWAY		0- 0	3- 0		1- 0	
3- 0	1- 0		1- 0	NEUTRAL		0- 0	1- 0		0- 0	

RPI	S	Opponent	Score	RPI	S	Opponent	Score	RPI	S	Opponent	Score	RPI	S	Opponent	Score
7	A	Texas	80 67	26	N	Miami (FL)	88 81					107	A	TCU	81 75
7	H	Texas	74 48	29	H	DePaul	86 72					107	H	TCU	72 55
7	N	Texas	79 63	31	A	Oklahoma	78 70					117	H	Northwestern St.	86 44
17	N	Michigan St.	84 76	31	H	Oklahoma	78 68					129	A	Iowa St.	77 61
20	H	South Fla.	66 63	31	N	Oklahoma	84 57					129	H	Iowa St.	78 41
22	A	West Virginia	71 61	32	A	Oklahoma St.	45 52					137	A	Texas Tech	66 36
22	H	West Virginia	69 64	32	H	Oklahoma St.	66 41					137	H	Texas Tech	69 43
				34	N	James Madison	77 63					137	N	Texas Tech	82 51
				50	A	Kansas St.	63 52					139	H	Oral Roberts	97 39
				50	H	Kansas St.	87 52					144	H	McNeese St.	105 46
												147	H	UT Arlington	62 20
												170	H	Southern Miss.	97 42
												181	H	Grambling	96 42
												220	A	Kansas	58 40
												220	H	Kansas	81 49
												233	H	Rice	89 38
												240	N	Cincinnati	72 34
LAST 12 Division I GAMES:															
		7 N Texas	79 63			129 H Iowa St.	78 41								
		31 N Oklahoma	84 57			32 H Oklahoma St.	66 41								
		137 N Texas Tech	82 51			137 A Texas Tech	66 36								
		7 H Texas	74 48			107 A TCU	81 75								
		50 A Kansas St.	63 52			220 H Kansas	81 49								
		31 A Oklahoma	78 70			50 H Kansas St.	87 52								

Non-Div I Games:

Baylor



Average RPI Win:	303	WON-LOST	WINNING	LAST 10	STRENGTH OF	OPP. STRENGTH	TEAM	ADJ.	CONF.	ADJ CONF.
Average RPI Loss:	205	RECORD	PCT. RANK	GAMES	SCHEDULE	OF SCHEDULE	RPI	RPI	RPI	RPI
DIV. I ONLY	16- 11	121	8- 2	342	347	242	242	32	32	
DIV. I NON-CONF.	4- 7	222	0- 0	305	322	277	277	30	30	
TOTALS	RPI 1-25	RPI 26-50	W-L RECORDS	RPI 51-100	RPI 101-150	RPI 150+				
16- 11	0- 0	0- 1	OVERALL	0- 0	0- 0	16- 10				
8- 3	0- 0	0- 0	HOME	0- 0	0- 0	8- 3				
6- 6	0- 0	0- 0	AWAY	0- 0	0- 0	6- 0				
2- 2	0- 0	0- 0	NEUTRAL	0- 0	0- 0	2- 2				
4- 7	0- 0	0- 1	NON-CONFERENCE	0- 0	0- 0	4- 6				
0- 3	0- 0	0- 0	HOME	0- 0	0- 0	0- 3				
2- 2	0- 0	0- 1	AWAY	0- 0	0- 0	2- 1				
2- 2	0- 0	0- 0	NEUTRAL	0- 0	0- 0	2- 2				
12- 4	0- 0	0- 0	CONFERENCE	0- 0	0- 0	12- 4				
8- 0	0- 0	0- 0	HOME	0- 0	0- 0	8- 0				
4- 4	0- 0	0- 0	AWAY	0- 0	0- 0	4- 4				
0- 0	0- 0	0- 0	NEUTRAL	0- 0	0- 0	0- 0				

RPI 1-25			RPI 26-50			RPI 51-100			RPI 101+ Team's RPI: 242						
RPI	S	Opponent	Score	RPI	S	Opponent	Score	RPI	S	Opponent	Score				
				26	A	Miami (FL)	47 55					152	H	Jacksonville	53 63
												174	A	Fla. Atlantic	60 82
												195	H	Stetson	38 62
												204	A	Hampton	45 60
												207	H	Brown	61 68
												218	A	N.C. A&T	55 68
												218	H	N.C. A&T	65 41
												239	N	Western Ill.	59 75
												245	H	Coppin St.	69 56
												253	H	Morgan St.	63 48
												272	N	Georgia St.	61 68
												281	A	UMES	71 76
												288	A	Florida A&M	48 53
												288	H	Florida A&M	67 60
												292	N	Ga. Southern	65 49
												298	A	Western Caro.	66 59
												299	H	Savannah St.	50 44
												303	A	South Carolina St.	64 46
												303	H	South Carolina St.	65 50
												322	H	Delaware St.	66 35
												322	N	LIU Brooklyn	68 55
												326	A	North Florida	53 49
												328	A	Howard	81 77
												347	A	Norfolk St.	53 45
												348	A	N.C. Central	63 46
												348	H	N.C. Central	62 50
LAST 12 Division I GAMES:															
				303	A	South Carolina St.	64 46					322	H	Delaware St.	66 35
				218	H	N.C. A&T	65 41					299	H	Savannah St.	50 44
				348	H	N.C. Central	62 50					288	H	Florida A&M	67 60
				288	A	Florida A&M	48 53					328	A	Howard	81 77
				218	A	N.C. A&T	55 68					281	A	UMES	71 76
				348	A	N.C. Central	63 46					253	H	Morgan St.	63 48

Non-Div I Games: Warner 100 28 Edward Waters 67 48

Bethune-Cookman

Loss, Non-Conf, S Site, H Home A Away N Neutral



Binghamton

Through Games Of March 8, 2016

Average RPI Win:	255	WON-LOST	WINNING	LAST 10	STRENGTH OF	OPP. STRENGTH	TEAM	ADJ.	CONF.	ADJ CONF.
Average RPI Loss:	144	RECORD	PCT. RANK	GAMES	SCHEDULE	OF SCHEDULE	RPI	RPI	RPI	RPI
DIV. I ONLY	11- 17	237	5- 5	160	249	219	219	16	16	
DIV. I NON-CONF.	2- 8	290	0- 0	251	300	307	307	19	19	
TOTALS	RPI 1-25	RPI 26-50	W-L RECORDS	RPI 51-100	RPI 101-150	RPI 150+				
11- 17	0- 0	0- 3	OVERALL	0- 4	0- 0	11- 10				
8- 4	0- 0	0- 2	HOME	0- 1	0- 0	8- 1				
3- 13	0- 0	0- 1	AWAY	0- 3	0- 0	3- 9				
0- 0	0- 0	0- 0	NEUTRAL	0- 0	0- 0	0- 0				
2- 8	0- 0	0- 0	NON-CONFERENCE	0- 2	0- 0	2- 6				
2- 0	0- 0	0- 0	HOME	0- 0	0- 0	2- 0				
0- 8	0- 0	0- 0	AWAY	0- 2	0- 0	0- 6				
0- 0	0- 0	0- 0	NEUTRAL	0- 0	0- 0	0- 0				
9- 9	0- 0	0- 3	CONFERENCE	0- 2	0- 0	9- 4				
6- 4	0- 0	0- 2	HOME	0- 1	0- 0	6- 1				
3- 5	0- 0	0- 1	AWAY	0- 1	0- 0	3- 3				
0- 0	0- 0	0- 0	NEUTRAL	0- 0	0- 0	0- 0				

RPI 1-25				RPI 26-50				RPI 51-100				RPI 101+ Team's RPI: 219			
RPI	S	Opponent	Score	RPI	S	Opponent	Score	RPI	S	Opponent	Score	RPI	S	Opponent	Score
				48	A	Albany (NY)	58 64	63	A	Maine	37 69	156	A	Stony Brook	58 64
				48	H	Albany (NY)	43 79	63	H	Maine	38 52	156	H	Stony Brook	54 47
				48	H	Albany (NY)	47 59	76	A	Michigan	62 90	169	A	Xavier	55 64
								90	A	Bucknell	46 76	171	A	Cornell	57 64
												185	A	UMBC	51 62
												185	H	UMBC	49 41
												185	H	UMBC	70 56
												196	A	Sacred Heart	60 69
												207	A	Brown	65 67
												217	A	Hartford	53 47
												217	H	Hartford	39 41
												223	A	Canisius	50 80
												232	A	New Hampshire	49 64
												232	H	New Hampshire	51 50
												249	A	Columbia	64 71
												278	A	Vermont	57 53
												278	H	Vermont	66 52
												293	H	Colgate	63 56
												320	A	UMass Lowell	75 70
												320	H	UMass Lowell	55 52
												342	H	NJIT	54 50
LAST 12 Division I GAMES:															
				48	H	Albany (NY)	43 79	217	H	Hartford	39 41				
				185	H	UMBC	49 41	48	A	Albany (NY)	58 64				
				63	A	Maine	37 69	232	A	New Hampshire	49 64				
				185	H	UMBC	70 56	156	H	Stony Brook	54 47				
				320	H	UMass Lowell	55 52	63	H	Maine	38 52				
				278	H	Vermont	66 52	185	A	UMBC	51 62				

Non-Div I Games: Cedar Crest 74 18 Misericordia 73 44 Nyack 65 33

Binghamton

Loss, Non-Conf, S Site, H Home A Away N Neutral

Average RPI Win:	241	WON-LOST	WINNING	LAST 10	STRENGTH OF	OPP. STRENGTH	TEAM	ADJ.	CONF.	ADJ CONF.
Average RPI Loss:	142	RECORD	PCT. RANK	GAMES	SCHEDULE	OF SCHEDULE	RPI	RPI	RPI	RPI
DIV. I ONLY	17- 11	109	5- 5	233	219	155	155	19	19	
DIV. I NON-CONF.	5- 4	138	0- 0	263	197	206	206	20	20	
TOTALS	RPI 1-25	RPI 26-50	W-L RECORDS	RPI 51-100	RPI 101-150	RPI 150+				
17- 11	0- 0	0- 2	OVERALL	0- 2	0- 1	17- 6				
8- 5	0- 0	0- 1	HOME	0- 1	0- 0	8- 3				
8- 4	0- 0	0- 1	AWAY	0- 0	0- 1	8- 2				
1- 2	0- 0	0- 0	NEUTRAL	0- 1	0- 0	1- 1				
5- 4	0- 0	0- 0	NON-CONFERENCE	0- 2	0- 0	5- 2				
1- 3	0- 0	0- 0	HOME	0- 1	0- 0	1- 2				
3- 0	0- 0	0- 0	AWAY	0- 0	0- 0	3- 0				
1- 1	0- 0	0- 0	NEUTRAL	0- 1	0- 0	1- 0				
12- 7	0- 0	0- 2	CONFERENCE	0- 0	0- 1	12- 4				
7- 2	0- 0	0- 1	HOME	0- 0	0- 0	7- 1				
5- 4	0- 0	0- 1	AWAY	0- 0	0- 1	5- 2				
0- 1	0- 0	0- 0	NEUTRAL	0- 0	0- 0	0- 1				

RPI 1-25			RPI 26-50			RPI 51-100			RPI 101+ Team's RPI: 155		
RPI	S	Opponent	Score	RPI	S	Opponent	Score	RPI	S	Opponent	Score
				45	A	Colorado St.	64 68	59	N	Auburn	53 55
				45	H	Colorado St.	51 83	96	H	Washington St.	52 57
LAST 12 Division I GAMES:											
				191	N	UNLV	65 71	255	A	Wyoming	58 82
				201	H	San Jose St.	81 69	45	H	Colorado St.	51 83
				324	A	Nevada	64 61	341	H	Air Force	61 48
				234	H	San Diego St.	68 63	230	A	Utah St.	63 58
				191	A	UNLV	68 78	166	A	New Mexico	81 60
				166	H	New Mexico	60 70	191	H	UNLV	75 56
								271	A	Seattle	84 66
								289	A	Portland	89 49
								324	A	Nevada	64 61
								324	H	Nevada	66 58
								341	H	Air Force	61 48

Non-Div I Games: Concordia Portland 84 77 Cal St. L.A. 58 44

Boise St.

■ Loss, 
 ■ Non-Conf, S Site, 
 ■ Home 
 ■ Away 
 N Neutral

Season College				Through Games Of March 9, 1910						
Average RPI Win:	193	WON-LOST	WINNING	LAST 10	STRENGTH OF	OPP. STRENGTH	TEAM	ADJ.	CONF.	ADJ CONF.
Average RPI Loss:	53	RECORD	PCT. RANK	GAMES	SCHEDULE	OF SCHEDULE	RPI	RPI	RPI	RPI
DIV. I ONLY	15- 16	177	2- 8	68	46	118	118	4	4	
DIV. I NON-CONF.	12- 1	9	0- 0	254	139	59	59	5	5	
<hr/>										
TOTALS	RPI 1-25	RPI 26-50		W-L RECORDS		RPI 51-100	RPI 101-150	RPI 150+		
15- 16	0- 6	0- 5		OVERALL		3- 1	2- 3	10- 1		
8- 7	0- 3	0- 1		HOME		1- 0	1- 2	6- 1		
5- 7	0- 3	0- 2		AWAY		1- 1	0- 1	4- 0		
2- 2	0- 0	0- 2		NEUTRAL		1- 0	1- 0	0- 0		
12- 1	0- 0	0- 1		NON-CONFERENCE		3- 0	0- 0	9- 0		
7- 0	0- 0	0- 0		HOME		1- 0	0- 0	6- 0		
4- 0	0- 0	0- 0		AWAY		1- 0	0- 0	3- 0		
1- 1	0- 0	0- 1		NEUTRAL		1- 0	0- 0	0- 0		
3- 15	0- 6	0- 4		CONFERENCE		0- 1	2- 3	1- 1		
1- 7	0- 3	0- 1		HOME		0- 0	1- 2	0- 1		
1- 7	0- 3	0- 2		AWAY		0- 1	0- 1	1- 0		
1- 1	0- 0	0- 1		NEUTRAL		0- 0	1- 0	0- 0		

RPI 1-25				RPI 26-50				RPI 51-100				RPI 101+ Team's RPI: 118			
RPI	S	Opponent	Score	RPI	S	Opponent	Score	RPI	S	Opponent	Score	RPI	S	Opponent	Score
1	A	Notre Dame	58 70	26	H	Miami (FL)	62 67	63	H	Maine	55 48	109	H	Virginia	50 61
1	H	Notre Dame	50 63	31	N	Oklahoma	61 76	64	A	Purdue	58 56	121	A	Virginia Tech	33 58
13	A	Syracuse	61 62	47	A	Duke	51 71	73	A	Georgia Tech	56 62	121	N	Virginia Tech	49 37
13	H	Syracuse	55 71	49	A	North Carolina St.	63 74	88	N	Utah	76 51	127	H	Pittsburgh	54 43
14	H	Louisville	45 55	49	N	North Carolina St.	60 76					138	H	Wake Forest	59 65
15	A	Florida St.	42 75									153	H	North Carolina	78 86
												157	H	Yale	73 60
												159	A	Northeastern	71 45
												217	H	Hartford	62 28
												224	H	Bryant	74 59
												232	H	New Hampshire	71 51
												254	H	Holy Cross	60 51
												256	A	Clemson	67 64
												266	A	Providence	67 41
												320	H	UMass Lowell	66 55
												343	A	Boston U.	58 37
LAST 12 Division I GAMES:															
		49 N North Carolina St.	60 76			109 H Virginia	50 61								
		121 N Virginia Tech	49 37			49 A North Carolina St.	63 74								
		1 A Notre Dame	58 70			153 H North Carolina	78 86								
		13 H Syracuse	55 71			26 H Miami (FL)	62 67								
		14 H Louisville	45 55			73 A Georgia Tech	56 62								
		256 A Clemson	67 64			13 A Syracuse	61 62								

Non-Div I Games:

Boston College

■ Loss, 
 ■ Non-Conf, S Site, 
 ■ Home 
 ■ Away 
 N Neutral

Average RPI Win:	268	WON-LOST	WINNING	LAST 10	STRENGTH OF	OPP. STRENGTH	TEAM	ADJ.	CONF.	ADJ CONF.
Average RPI Loss:	203	RECORD	PCT. RANK	GAMES	SCHEDULE	OF SCHEDULE	RPI	RPI	RPI	RPI
DIV. I ONLY	3- 27	342	2- 8	289	259	343	343	26	26	
DIV. I NON-CONF.	0- 11	338	0- 0	295	172	347	347	27	27	
TOTALS	RPI 1-25	RPI 26-50	W-L RECORDS	RPI 51-100	RPI 101-150	RPI 150+				
3- 27	0- 0	0- 1	OVERALL	0- 5	0- 1	3- 20				
2- 13	0- 0	0- 1	HOME	0- 2	0- 1	2- 9				
1- 14	0- 0	0- 0	AWAY	0- 0	0- 0	1- 5				
0- 0	0- 0	0- 0	NEUTRAL	0- 0	0- 0	0- 0				
0- 11	0- 0	0- 1	NON-CONFERENCE	0- 1	0- 1	0- 8				
0- 6	0- 0	0- 1	HOME	0- 0	0- 1	0- 4				
0- 5	0- 0	0- 0	AWAY	0- 1	0- 0	0- 4				
0- 0	0- 0	0- 0	NEUTRAL	0- 0	0- 0	0- 0				
3- 16	0- 0	0- 0	CONFERENCE	0- 4	0- 0	3- 12				
2- 7	0- 0	0- 0	HOME	0- 2	0- 0	2- 5				
1- 9	0- 0	0- 0	AWAY	0- 2	0- 0	1- 7				
0- 0	0- 0	0- 0	NEUTRAL	0- 0	0- 0	0- 0				

RPI S	Opponent	Score	RPI S	Opponent	Score	RPI S	Opponent	Score	RPI S	Opponent	Score	Team's RPI: 343
48	H Albany (NY)	43 83	69	A Army West Point	38 72	118	H Boston College	37 58				
			69	H Army West Point	44 79	159	H Northeastern	44 77				
			90	A Bucknell	56 74	160	H Marist	54 73				
			90	H Bucknell	59 72	213	H Rhode Island	41 57				
			93	A Harvard	55 73	214	A Dartmouth	52 72				
						216	A Lehigh	48 72				
						216	H Lehigh	66 73				
						221	A Massachusetts	56 73				
						222	A Loyola Maryland	54 63				
						222	H Loyola Maryland	46 67				
						232	A New Hampshire	52 69				
						236	A Navy	56 67				
						236	H Navy	51 49				
						254	A Holy Cross	50 74				
						254	H Holy Cross	41 60				
						274	A American	53 61				
						274	A American	33 79				
						274	H American	63 59				
						278	H Vermont	45 60				
						293	A Colgate	71 58				
						293	H Colgate	63 72				
						320	A UMass Lowell	57 70				
						329	A Lafayette	56 71				
						329	H Lafayette	64 71				
LAST 12 Division I GAMES:												
274	A American	53 61	222	H Loyola Maryland	46 67							
69	H Army West Point	44 79	274	A American	33 79							
254	A Holy Cross	50 74	329	H Lafayette	64 71							
69	A Army West Point	38 72	236	H Navy	51 49							
90	H Bucknell	59 72	216	A Lehigh	48 72							
293	A Colgate	71 58	90	A Bucknell	56 74							

Non-Div I Games:

Boston U.

## Bowling Green

Through Games Of March 8, 2016

Average RPI Win:	265	WON-LOST	WINNING	LAST 10	STRENGTH OF	OPP. STRENGTH	TEAM	ADJ.	CONF.	ADJ CONF.
Average RPI Loss:	122	RECORD	PCT. RANK	GAMES	SCHEDULE	OF SCHEDULE	RPI	RPI	RPI	RPI
DIV. I ONLY	10- 18	252	2- 8	217	148	258	258	11	11	
DIV. I NON-CONF.	4- 5	193	0- 0	325	219	283	283	13	13	
TOTALS	RPI 1-25	RPI 26-50	W-L RECORDS	RPI 51-100	RPI 101-150	RPI 150+				
10- 18	0- 0	0- 2	OVERALL	1- 3	0- 10	9- 3				
6- 7	0- 0	0- 1	HOME	1- 2	0- 4	5- 0				
3- 10	0- 0	0- 1	AWAY	0- 1	0- 6	3- 2				
1- 1	0- 0	0- 0	NEUTRAL	0- 0	0- 0	1- 1				
4- 5	0- 0	0- 0	NON-CONFERENCE	0- 1	0- 1	4- 3				
3- 1	0- 0	0- 0	HOME	0- 1	0- 0	3- 0				
0- 3	0- 0	0- 0	AWAY	0- 0	0- 1	0- 2				
1- 1	0- 0	0- 0	NEUTRAL	0- 0	0- 0	1- 1				
6- 13	0- 0	0- 2	CONFERENCE	1- 2	0- 9	5- 0				
3- 6	0- 0	0- 1	HOME	1- 1	0- 4	2- 0				
3- 7	0- 0	0- 1	AWAY	0- 1	0- 5	3- 0				
0- 0	0- 0	0- 0	NEUTRAL	0- 0	0- 0	0- 0				

RPI S	Opponent	Score	RPI S	Opponent	Score	RPI S	Opponent	Score	RPI S	Opponent	Score	Team's RPI: 258
43	A Ohio	58 75	43	H Ohio	57 72	51	H South Dakota St.	45 58	106	A Toledo	61 75	
						57	H Ball St.	56 67	106	H Toledo	60 68	
						70	A Central Mich.	75 76	109	A Virginia	39 68	
						87	H Eastern Mich.	67 63	123	A Akron	61 71	
									123	H Akron	55 71	
									130	A Buffalo	52 55	
									130	A Buffalo	44 60	
									130	H Buffalo	50 63	
									142	A Western Mich.	45 74	
									142	H Western Mich.	49 65	
									152	N Jacksonville	72 69	
									189	N Davidson	56 60	
									240	A Cincinnati	51 54	
									259	A Northern Ill.	58 43	
									260	A Cleveland St.	48 69	
									282	A Miami (OH)	64 58	
									282	H Miami (OH)	76 56	
									305	H Bradley	66 53	
									316	H Illinois St.	70 52	
									319	A Kent St.	65 55	
									319	H Kent St.	71 49	
									332	H Evansville	74 56	
LAST 12 Division I GAMES:												
130	A Buffalo	44 60	106	H Toledo	60 68							
123	A Akron	61 71	130	H Buffalo	50 63							
43	A Ohio	58 75	142	H Western Mich.	49 65							
282	H Miami (OH)	76 56	70	A Central Mich.	75 76							
130	A Buffalo	52 55	106	A Toledo	61 75							
319	A Kent St.	65 55	87	H Eastern Mich.	67 63							

Non-Div I Games:

Bowling Green

■ Loss, 
 ■ Non-Conf, 
 ■ S Site, 
 ■ H Home 
 ■ A Away 
 N Neutral

## Bradley

Through Games Of March 8, 2016

Average RPI Win:	291	WON-LOST	WINNING	LAST 10	STRENGTH OF	OPP. STRENGTH	TEAM	ADJ.	CONF.	ADJ CONF.
Average RPI Loss:	159	RECORD	PCT. RANK	GAMES	SCHEDULE	OF SCHEDULE	RPI	RPI	RPI	RPI
DIV. I ONLY	7- 21	296	3- 7	281	201	305	305	21	21	
DIV. I NON-CONF.	3- 7	248	0- 0	269	160	267	267	17	17	
TOTALS	RPI 1-25	RPI 26-50	W-L RECORDS	RPI 51-100	RPI 101-150	RPI 150+				
7- 21	0- 0	0- 1	OVERALL	0- 8	1- 3	6- 9				
4- 9	0- 0	0- 1	HOME	0- 3	0- 2	4- 3				
3- 12	0- 0	0- 0	AWAY	0- 5	1- 1	2- 6				
0- 0	0- 0	0- 0	NEUTRAL	0- 0	0- 0	0- 0				
3- 7	0- 0	0- 1	NON-CONFERENCE	0- 2	1- 1	2- 3				
1- 3	0- 0	0- 1	HOME	0- 0	0- 1	1- 1				
2- 4	0- 0	0- 0	AWAY	0- 2	1- 0	1- 2				
0- 0	0- 0	0- 0	NEUTRAL	0- 0	0- 0	0- 0				
4- 14	0- 0	0- 0	CONFERENCE	0- 6	0- 2	4- 6				
3- 6	0- 0	0- 0	HOME	0- 3	0- 1	3- 2				
1- 8	0- 0	0- 0	AWAY	0- 3	0- 1	1- 4				
0- 0	0- 0	0- 0	NEUTRAL	0- 0	0- 0	0- 0				

RPI 1-25			RPI 26-50			RPI 51-100			RPI 101+			Team's RPI: 305			
RPI	S	Opponent	Score	RPI	S	Opponent	Score	RPI	S	Opponent	Score				
				31	H	Oklahoma	46 79	53	A	Saint Louis	58 75	136	A	Southern Ill.	49 75
								60	A	Iowa	53 60	136	H	Southern Ill.	51 65
								91	A	Missouri St.	56 59	142	H	Western Mich.	59 72
								91	H	Missouri St.	44 55	143	A	Detroit	75 67
								95	A	UNI	41 65	173	A	Loyola Chicago	63 69
								95	H	UNI	47 55	173	H	Loyola Chicago	54 67
								98	A	Drake	45 78	226	A	Indiana St.	37 59
								98	H	Drake	64 76	226	H	Indiana St.	59 68
												251	H	Ill.-Chicago	56 66
												258	A	Bowling Green	53 66
												259	A	Northern Ill.	64 68
												291	A	Wichita St.	55 50
												291	H	Wichita St.	50 44
												316	A	Illinois St.	49 54
												316	H	Illinois St.	52 38
												319	H	Kent St.	68 60
												332	A	Evansville	46 62
												332	H	Evansville	66 52
												344	A	Chicago St.	66 60
LAST 12 Division I GAMES:															
				173	A	Loyola Chicago	63 69	291	A	Wichita St.	55 50				
				98	A	Drake	45 78	136	H	Southern Ill.	51 65				
				95	A	UNI	41 65	332	H	Evansville	66 52				
				316	H	Illinois St.	52 38	95	H	UNI	47 55				
				226	H	Indiana St.	59 68	98	H	Drake	64 76				
				91	A	Missouri St.	56 59	226	A	Indiana St.	37 59				

Non-Div I Games: Eureka

87 47

Bradley

■ Loss, 
 ■ Non-Conf, 
 ■ S Site, 
 ■ Home 
 ■ A Away 
 N Neutral

Average RPI Win:	257	WON-LOST	WINNING	LAST 10	STRENGTH OF	OPP. STRENGTH	TEAM	ADJ.	CONF.	ADJ CONF.
Average RPI Loss:	140	RECORD	PCT. RANK	GAMES	SCHEDULE	OF SCHEDULE	RPI	RPI	RPI	RPI
DIV. I ONLY	13- 13	165	3- 7	268	186	207	207	10	10	
DIV. I NON-CONF.	10- 2	33	0- 0	341	341	151	151	12	12	
TOTALS	RPI 1-25	RPI 26-50	W-L RECORDS	RPI 51-100	RPI 101-150	RPI 150+				
13- 13	0- 0	0- 4	OVERALL	0- 2	0- 0	13- 7				
7- 5	0- 0	0- 2	HOME	0- 1	0- 0	7- 2				
6- 8	0- 0	0- 2	AWAY	0- 1	0- 0	6- 5				
0- 0	0- 0	0- 0	NEUTRAL	0- 0	0- 0	0- 0				
10- 2	0- 0	0- 0	NON-CONFERENCE	0- 0	0- 0	10- 2				
5- 0	0- 0	0- 0	HOME	0- 0	0- 0	5- 0				
5- 2	0- 0	0- 0	AWAY	0- 0	0- 0	5- 2				
0- 0	0- 0	0- 0	NEUTRAL	0- 0	0- 0	0- 0				
3- 11	0- 0	0- 4	CONFERENCE	0- 2	0- 0	3- 5				
2- 5	0- 0	0- 2	HOME	0- 1	0- 0	2- 2				
1- 6	0- 0	0- 2	AWAY	0- 1	0- 0	1- 3				
0- 0	0- 0	0- 0	NEUTRAL	0- 0	0- 0	0- 0				

RPI 1-25				RPI 26-50				RPI 51-100				RPI 101+				Team's RPI: 207	
RPI	S	Opponent	Score	RPI	S	Opponent	Score	RPI	S	Opponent	Score	RPI	S	Opponent	Score		
				28	A	Penn	49 66	93	A	Harvard	79 92	157	A	Yale	54 81		
				28	H	Penn	59 69	93	H	Harvard	79 87	157	H	Yale	39 48		
				39	A	Princeton	53 72					171	A	Cornell	70 85		
				39	H	Princeton	57 83					171	H	Cornell	91 69		
												213	H	Rhode Island	67 63		
												214	A	Dartmouth	56 60		
												214	H	Dartmouth	50 63		
												219	H	Binghamton	67 65		
												224	A	Bryant	84 67		
												242	A	Bethune-Cookman	68 61		
												249	A	Columbia	73 63		
												249	H	Columbia	91 64		
												250	A	Manhattan	56 80		
												253	H	Morgan St.	72 45		
												266	H	Providence	57 47		
												278	H	Vermont	71 54		
												314	A	Fairleigh Dickinson	63 48		
												319	A	Kent St.	62 57		
												339	A	Saint Peter's	67 79		
												342	A	NJIT	74 49		
LAST 12 Division I GAMES:																	
				171	H	Cornell	91 69	214	H	Dartmouth	50 63						
				249	H	Columbia	91 64	93	H	Harvard	79 87						
				93	A	Harvard	79 92	249	A	Columbia	73 63						
				214	A	Dartmouth	56 60	171	A	Cornell	70 85						
				39	H	Princeton	57 83	28	A	Penn	49 66						
				28	H	Penn	59 69	39	A	Princeton	53 72						

Non-Div I Games: Mount Ida 114 28 Rhode Island Col. 90 35

Brown

Loss, Non-Conf, S Site, H Home A Away N Neutral

Average RPI Win: <b>295</b>	WON-LOST	WINNING	LAST 10	STRENGTH OF	OPP. STRENGTH	TEAM	ADJ.	CONF.	ADJ CONF.
Average RPI Loss: <b>195</b>	RECORD	PCT. RANK	GAMES	SCHEDULE	OF SCHEDULE	RPI	RPI	RPI	RPI
DIV. I ONLY	18- 12	113	6- 4	336	332	224	224	30	30
DIV. I NON-CONF.	3- 8	258	0- 0	288	206	299	299	32	32
TOTALS	RPI 1-25	RPI 26-50	W-L RECORDS	RPI 51-100	RPI 101-150	RPI 150+			
18- 12	0- 0	0- 1	OVERALL	0- 1	0- 1	18- 9			
10- 5	0- 0	0- 0	HOME	0- 0	0- 0	10- 5			
8- 7	0- 0	0- 1	AWAY	0- 1	0- 1	8- 4			
0- 0	0- 0	0- 0	NEUTRAL	0- 0	0- 0	0- 0			
3- 8	0- 0	0- 1	NON-CONFERENCE	0- 1	0- 1	3- 5			
2- 3	0- 0	0- 0	HOME	0- 0	0- 0	2- 3			
1- 5	0- 0	0- 1	AWAY	0- 1	0- 1	1- 2			
0- 0	0- 0	0- 0	NEUTRAL	0- 0	0- 0	0- 0			
15- 4	0- 0	0- 0	CONFERENCE	0- 0	0- 0	15- 4			
8- 2	0- 0	0- 0	HOME	0- 0	0- 0	8- 2			
7- 2	0- 0	0- 0	AWAY	0- 0	0- 0	7- 2			
0- 0	0- 0	0- 0	NEUTRAL	0- 0	0- 0	0- 0			

RPI S	Opponent	Score	RPI S	Opponent	Score	RPI S	Opponent	Score	RPI S	Opponent	Score	Team's RPI: 224
41	A Seton Hall	57 93	63	A Maine	38 76	118	A Boston College	59 74	171	H Cornell	62 70	
						196	A Sacred Heart	61 59	196	H Sacred Heart	60 64	
						207	H Brown	67 84	209	A Robert Morris	53 55	
						209	H Robert Morris	71 65	221	H Massachusetts	69 86	
						232	H New Hampshire	55 42	254	A Holy Cross	64 65	
						261	A Saint Francis (PA)	72 85	261	H Saint Francis (PA)	84 72	
						266	A Providence	78 88	276	A Central Conn. St.	65 53	
						276	H Central Conn. St.	70 56	278	H Vermont	68 52	
						314	A Fairleigh Dickinson	70 41	314	H Fairleigh Dickinson	74 52	
						317	A Mt. St. Mary's	70 59	317	H Mt. St. Mary's	86 52	
						320	A UMass Lowell	83 64	322	A LIU Brooklyn	62 53	
						322	H LIU Brooklyn	63 55	322	H LIU Brooklyn	70 56	
						335	A St. Francis Brooklyn	70 42	335	H St. Francis Brooklyn	57 58	
LAST 12 Division I GAMES:												
322	H LIU Brooklyn	70 56	345	H Wagner	94 67	322	A LIU Brooklyn	62 53	322	H LIU Brooklyn	63 55	
314	H Fairleigh Dickinson	74 52	261	A Saint Francis (PA)	72 85	322	H LIU Brooklyn	70 56	335	A St. Francis Brooklyn	70 42	
322	A LIU Brooklyn	62 53	209	A Robert Morris	53 55	322	H LIU Brooklyn	70 56	335	H St. Francis Brooklyn	57 58	
196	H Sacred Heart	60 64	276	A Central Conn. St.	65 53							
317	H Mt. St. Mary's	86 52	196	A Sacred Heart	61 59							
335	H St. Francis Brooklyn	57 58	261	H Saint Francis (PA)	84 72							

Non-Div I Games:

Bryant

■ Loss, 
 ■ Non-Conf, 
 ■ S Site, 
 ■ H Home 
 ■ A Away 
 N Neutral



B  
r  
y  
a  
n  
t

RPI S Opponent Score

Bryant

Through Games Of March 8, 2016

RPI	S	Opponent	Score	
345	A	Wagner	82	71
345	H	Wagner	94	67

B  
r  
y  
a  
n  
t

Bryant

Backbone				Through Games of March 9, 2018						
Average RPI Win:	258	WON-LOST	WINNING	LAST 10	STRENGTH OF	OPP. STRENGTH	TEAM	ADJ.	CONF.	ADJ CONF.
Average RPI Loss:	143	RECORD	PCT. RANK	GAMES	SCHEDULE	OF SCHEDULE	RPI	RPI	RPI	RPI
DIV. I ONLY	24- 6	29	10- 0	266	296	90	90	26	26	
DIV. I NON-CONF.	6- 5	146	0- 0	205	292	156	156	27	27	
-----										
TOTALS	RPI 1-25	RPI 26-50		W-L RECORDS		RPI 51-100	RPI 101-150	RPI 150+		
24- 6	0- 1	0- 0		OVERALL		1- 1	0- 1	23- 3		
14- 1	0- 0	0- 0		HOME		1- 0	0- 1	13- 0		
10- 5	0- 1	0- 0		AWAY		0- 1	0- 0	10- 3		
0- 0	0- 0	0- 0		NEUTRAL		0- 0	0- 0	0- 0		
6- 5	0- 1	0- 0		NON-CONFERENCE		0- 0	0- 1	6- 3		
4- 1	0- 0	0- 0		HOME		0- 0	0- 1	4- 0		
2- 4	0- 1	0- 0		AWAY		0- 0	0- 0	2- 3		
0- 0	0- 0	0- 0		NEUTRAL		0- 0	0- 0	0- 0		
18- 1	0- 0	0- 0		CONFERENCE		1- 1	0- 0	17- 0		
10- 0	0- 0	0- 0		HOME		1- 0	0- 0	9- 0		
8- 1	0- 0	0- 0		AWAY		0- 1	0- 0	8- 0		
0- 0	0- 0	0- 0		NEUTRAL		0- 0	0- 0	0- 0		

RPI 1-25					
RPI	S	Opponent	Score		
1	A	Notre Dame	54	85	
RPI 26-50					
RPI	S	Opponent	Score		
RPI 51-100 Team's RPI: 90					
RPI	S	Opponent	Score		
69	A	Army West Point	63	68	
69	H	Army West Point	79	69	
RPI 101+					
RPI	S	Opponent	Score		
125	H	Youngstown St.	47	55	
162	H	Delaware	80	51	
185	A	UMBC	52	65	
216	A	Lehigh	67	54	
216	H	Lehigh	80	77	
219	H	Binghamton	76	46	
222	A	Loyola Maryland	64	42	
222	H	Loyola Maryland	71	64	
223	A	Canisius	56	61	
236	A	Navy	51	41	
236	H	Navy	64	52	
250	A	Manhattan	61	56	
253	A	Morgan St.	50	64	
254	A	Holy Cross	58	51	
254	H	Holy Cross	74	64	
260	A	Cleveland St.	59	57	
274	A	American	66	60	
274	H	American	60	54	
274	H	American	73	65	
293	A	Colgate	71	51	
293	H	Colgate	79	60	
314	H	Fairleigh Dickinson	72	62	
317	H	Mt. St. Mary's	71	45	
329	A	Lafayette	68	59	
329	H	Lafayette	69	55	
343	A	Boston U.	72	59	
222	A	Loyola Maryland	64	42	
274	H	American	73	65	
329	A	Lafayette	68	59	
236	H	Navy	64	52	
329	H	Lafayette	69	55	
343	A	Boston U.	72	59	
222	A	Loyola Maryland	64	42	
274	H	American	73	65	
293	H	Colgate	79	60	
216	A	Lehigh	67	54	
254	H	Holy Cross	74	64	
274	H	American	60	54	
69	A	Army West Point	63	68	
343	H	Boston U.	74	56	
LAST 12 Division I GAMES:					

Non-Div I Games:

Bucknell

Loss, Non-Conf, S Site, H Home A Away N Neutral

RPI	S	Opponent	Score
343	H	Boston U.	74 56

B  
u  
c  
k  
n  
e  
l  
l

B  
u  
c  
k  
n  
e  
l  
l

Bucknell

## Buffalo

Through Games Of March 8, 2016

Average RPI Win:	224	WON-LOST	WINNING	LAST 10	STRENGTH OF	OPP. STRENGTH	TEAM	ADJ.	CONF.	ADJ CONF.
Average RPI Loss:	111	RECORD	PCT. RANK	GAMES	SCHEDULE	OF SCHEDULE	RPI	RPI	RPI	RPI
DIV. I ONLY	17- 13	137	6- 4	150	160	130	130	11	11	
DIV. I NON-CONF.	8- 3	77	0- 0	208	227	101	101	13	13	
TOTALS	RPI 1-25	RPI 26-50	W-L RECORDS	RPI 51-100	RPI 101-150	RPI 150+				
17- 13	0- 1	2- 1	OVERALL	1- 5	0- 4	14- 2				
9- 5	0- 1	1- 0	HOME	1- 2	0- 2	7- 0				
7- 8	0- 0	1- 1	AWAY	0- 3	0- 2	6- 2				
1- 0	0- 0	0- 0	NEUTRAL	0- 0	0- 0	1- 0				
8- 3	0- 1	0- 1	NON-CONFERENCE	0- 1	0- 0	8- 0				
3- 1	0- 1	0- 0	HOME	0- 0	0- 0	3- 0				
4- 2	0- 0	0- 1	AWAY	0- 1	0- 0	4- 0				
1- 0	0- 0	0- 0	NEUTRAL	0- 0	0- 0	1- 0				
9- 10	0- 0	2- 0	CONFERENCE	1- 4	0- 4	6- 2				
6- 4	0- 0	1- 0	HOME	1- 2	0- 2	4- 0				
3- 6	0- 0	1- 0	AWAY	0- 2	0- 2	2- 2				
0- 0	0- 0	0- 0	NEUTRAL	0- 0	0- 0	0- 0				

RPI 1-25				RPI 26-50				RPI 51-100				RPI 101+ Team's RPI: 130			
RPI	S	Opponent	Score	RPI	S	Opponent	Score	RPI	S	Opponent	Score	RPI	S	Opponent	Score
18	H	Duquesne	62 79	36	A	St. Bonaventure	32 59	57	A	Ball St.	63 68	106	A	Toledo	60 71
				43	A	Ohio	70 58	57	H	Ball St.	57 59	123	A	Akron	49 62
				43	H	Ohio	51 43	65	A	Hofstra	36 79	123	H	Akron	61 69
								70	H	Central Mich.	67 61	142	H	Western Mich.	78 92
								87	A	Eastern Mich.	56 67	171	H	Cornell	59 41
								87	H	Eastern Mich.	55 70	196	A	Sacred Heart	66 53
												221	A	Massachusetts	56 48
												223	H	Canisius	54 40
												256	N	Clemson	61 51
												258	A	Bowling Green	63 50
												258	H	Bowling Green	60 44
												258	H	Bowling Green	55 52
												259	A	Northern Ill.	74 76
												277	A	UCF	66 60
												282	A	Miami (OH)	58 69
												282	H	Miami (OH)	58 39
												290	A	Niagara	57 48
												319	A	Kent St.	77 66
												319	H	Kent St.	63 47
												322	H	LIU Brooklyn	55 38
LAST 12 Division I GAMES:															
258	H	Bowling Green	60 44	87	H	Eastern Mich.	55 70								
319	H	Kent St.	63 47	258	A	Bowling Green	63 50								
123	A	Akron	49 62	106	A	Toledo	60 71								
43	A	Ohio	70 58	57	H	Ball St.	57 59								
258	H	Bowling Green	55 52	43	H	Ohio	51 43								
282	H	Miami (OH)	58 39	259	A	Northern Ill.	74 76								

Non-Div I Games:

Buffalo

■ Loss, 
 ■ Non-Conf, S Site, 
 ■ Home 
 ■ Away 
 N Neutral

RPI 1-25			
RPI	S	Opponent	Score
20	A	South Fla.	77 87
24	H	Green Bay	46 55
RPI 26-50			
RPI	S	Opponent	Score
29	A	DePaul	63 102
29	A	DePaul	49 76
29	H	DePaul	54 61
40	A	Chattanooga	49 60
41	A	Seton Hall	77 98
41	H	Seton Hall	67 72
42	A	St. John's (NY)	41 68
42	H	St. John's (NY)	62 58
RPI 51-100			
RPI	S	Opponent	Score
56	A	Villanova	46 66
56	H	Villanova	45 57
57	A	Ball St.	50 58
100	A	Marquette	69 76
100	H	Marquette	64 80
RPI 101+			
RPI	S	Opponent	Score
102	A	Georgetown	35 49
102	H	Georgetown	82 76
103	A	Wright St.	53 66
107	H	TCU	65 53
114	A	Creighton	49 77
114	H	Creighton	42 52
140	H	Arkansas	63 57
169	A	Xavier	47 55
169	H	Xavier	63 73
169	N	Xavier	48 47
226	A	Indiana St.	63 70
243	H	Valparaiso	72 53
256	N	Clemson	54 50
266	A	Providence	77 67
266	H	Providence	65 50
277	A	UCF	71 63
Team's RPI: 180			
LAST 12 Division I GAMES:			
29	A	DePaul	49 76
169	N	Xavier	48 47
56	A	Villanova	46 66
102	A	Georgetown	35 49
42	H	St. John's (NY)	62 58
41	H	Seton Hall	67 72
29	A	DePaul	63 102
100	A	Marquette	69 76
266	H	Providence	65 50
114	H	Creighton	42 52
169	A	Xavier	47 55
41	A	Seton Hall	77 98

**Non-Div I Games:**

CSU Bakersfield

Through Games Of March 8, 2016

Average RPI Win:	262	WON-LOST	WINNING	LAST 10	STRENGTH OF	OPP. STRENGTH	TEAM	ADJ.	CONF.	ADJ CONF.
Average RPI Loss:	128	RECORD	PCT. RANK	GAMES	SCHEDULE	OF SCHEDULE	RPI	RPI	RPI	RPI
DIV. I ONLY	11- 18	244	6- 4	121	194	212	212	28	28	
DIV. I NON-CONF.	3- 12	290	0- 0	38	36	221	221	25	25	
TOTALS	RPI 1-25	RPI 26-50	W-L RECORDS	RPI 51-100	RPI 101-150	RPI 150+				
11- 18	0- 5	0- 0	OVERALL	0- 1	0- 5	11- 7				
7- 6	0- 0	0- 0	HOME	0- 0	0- 2	7- 4				
4- 10	0- 3	0- 0	AWAY	0- 1	0- 3	4- 3				
0- 2	0- 2	0- 0	NEUTRAL	0- 0	0- 0	0- 0				
3- 12	0- 5	0- 0	NON-CONFERENCE	0- 1	0- 3	3- 3				
3- 3	0- 0	0- 0	HOME	0- 0	0- 1	3- 2				
0- 7	0- 3	0- 0	AWAY	0- 1	0- 2	0- 1				
0- 2	0- 2	0- 0	NEUTRAL	0- 0	0- 0	0- 0				
8- 6	0- 0	0- 0	CONFERENCE	0- 0	0- 2	8- 4				
4- 3	0- 0	0- 0	HOME	0- 0	0- 1	4- 2				
4- 3	0- 0	0- 0	AWAY	0- 0	0- 1	4- 2				
0- 0	0- 0	0- 0	NEUTRAL	0- 0	0- 0	0- 0				

RPI 1-25				RPI 26-50				RPI 51-100				RPI 101+ Team's RPI: 212			
RPI	S	Opponent	Score	RPI	S	Opponent	Score	RPI	S	Opponent	Score	RPI	S	Opponent	Score
4	N	South Carolina	71 90					58	A	UC Riverside	61 81	108	A	New Mexico St.	63 86
5	A	Oregon St.	51 75									108	H	New Mexico St.	59 67
9	A	UCLA	68 82									115	A	Fresno St.	52 57
10	A	Stanford	41 83									119	A	Hawaii	60 74
11	N	Arizona St.	47 60									119	H	Hawaii	55 65
												176	H	Pacific	74 80
												183	H	Cal Poly	57 52
												190	A	UTRGV	46 60
												190	H	UTRGV	80 66
												201	H	San Jose St.	90 88
												211	A	Utah Valley	53 72
												211	H	Utah Valley	61 54
												231	A	Grand Canyon	76 67
												231	H	Grand Canyon	51 61
												265	A	UC Santa Barbara	60 61
												267	H	Pepperdine	73 76
												271	A	Seattle	66 52
												271	H	Seattle	76 68
												302	A	UMKC	78 68
												302	H	UMKC	40 56
												336	H	UC Irvine	65 39
												344	A	Chicago St.	74 61
												344	H	Chicago St.	76 43
LAST 12 Division I GAMES:															
271	A	Seattle	66 52	302	A	UMKC	78 68								
231	A	Grand Canyon	76 67	211	H	Utah Valley	61 54								
190	H	UTRGV	80 66	231	H	Grand Canyon	51 61								
108	H	New Mexico St.	59 67	108	A	New Mexico St.	63 86								
211	A	Utah Valley	53 72	190	A	UTRGV	46 60								
344	A	Chicago St.	74 61	271	H	Seattle	76 68								

Non-Div I Games:

CSU Bakersfield

Loss, Non-Conf, S Site, H Home A Away N Neutral

CSUN				STRENGTH OF		OPP. STRENGTH	TEAM	ADJ.	CONF.	ADJ CONF.
Average RPI Win:	270	WON-LOST	WINNING	LAST 10	SCHEDULE	OF SCHEDULE	RPI	RPI	RPI	RPI
Average RPI Loss:	157	RECORD	PCT. RANK	GAMES						
DIV. I ONLY	7- 24	308	2- 8	245	187	300	300	22	22	
DIV. I NON-CONF.	2- 12	311	0- 0	242	58	300	300	21	21	
TOTALS	RPI 1-25	RPI 26-50	W-L RECORDS	RPI 51-100	RPI 101-150	RPI 150+				
7- 24	0- 1	0- 1	OVERALL	0- 6	2- 4	5- 12				
4- 9	0- 0	0- 1	HOME	0- 2	2- 1	2- 5				
3- 14	0- 1	0- 0	AWAY	0- 4	0- 3	3- 6				
0- 1	0- 0	0- 0	NEUTRAL	0- 0	0- 0	0- 1				
2- 12	0- 1	0- 1	NON-CONFERENCE	0- 4	1- 1	1- 5				
1- 4	0- 0	0- 1	HOME	0- 1	1- 0	0- 2				
1- 8	0- 1	0- 0	AWAY	0- 3	0- 1	1- 3				
0- 0	0- 0	0- 0	NEUTRAL	0- 0	0- 0	0- 0				
5- 12	0- 0	0- 0	CONFERENCE	0- 2	1- 3	4- 7				
3- 5	0- 0	0- 0	HOME	0- 1	1- 1	2- 3				
2- 6	0- 0	0- 0	AWAY	0- 1	0- 2	2- 3				
0- 1	0- 0	0- 0	NEUTRAL	0- 0	0- 0	0- 1				

RPI 1-25				RPI 26-50				RPI 51-100				RPI 101+ Team's RPI: 300			
RPI	S	Opponent	Score	RPI	S	Opponent	Score	RPI	S	Opponent	Score	RPI	S	Opponent	Score
11	A	Arizona St.	46 69	37	H	Georgia	58 83	54	H	St. Mary's (CA)	59 93	119	A	Hawaii	50 77
								58	A	UC Riverside	76 83	119	H	Hawaii	63 60
								58	H	UC Riverside	62 84	126	A	Long Beach St.	71 74
								82	A	San Diego	64 86	126	H	Long Beach St.	69 79
								85	A	California	44 106	134	H	Penn St.	81 73
								88	A	Utah	56 97	135	A	Idaho	50 106
												179	A	Eastern Wash.	59 70
												183	A	Cal Poly	62 66
												183	H	Cal Poly	66 77
												183	N	Cal Poly	51 72
												186	A	UC Davis	50 57
												186	H	UC Davis	52 75
												234	H	San Diego St.	65 67
												265	A	UC Santa Barbara	58 70
												265	H	UC Santa Barbara	49 65
												271	H	Seattle	56 62
												289	A	Portland	68 62
												321	A	Portland St.	77 83
												334	A	Southern Utah	65 67
												336	A	UC Irvine	83 64
												336	H	UC Irvine	62 48
												338	A	Cal St. Fullerton	82 71
												338	H	Cal St. Fullerton	79 52
LAST 12 Division I GAMES:															
				183	N	Cal Poly	51 72	265	A	UC Santa Barbara	58 70				
				126	H	Long Beach St.	69 79	336	H	UC Irvine	62 48				
				338	A	Cal St. Fullerton	82 71	58	A	UC Riverside	76 83				
				186	A	UC Davis	50 57	126	A	Long Beach St.	71 74				
				58	H	UC Riverside	62 84	338	H	Cal St. Fullerton	79 52				
				183	H	Cal Poly	66 77	336	A	UC Irvine	83 64				

Non-Div I Games:

CSUN

■ Loss, 
 ■ Non-Conf, 
 ■ S Site, 
 ■ Home 
 ■ A Away 
 N Neutral

Average RPI Win:	256	WON-LOST	WINNING	LAST 10	STRENGTH OF	OPP. STRENGTH	TEAM	ADJ.	CONF.	ADJ CONF.
Average RPI Loss:	123	RECORD	PCT. RANK	GAMES	SCHEDULE	OF SCHEDULE	RPI	RPI	RPI	RPI
DIV. I ONLY	15- 15	165	5- 5	204	230	183	183	22	22	
DIV. I NON-CONF.	7- 6	156	0- 0	91	123	112	112	21	21	
TOTALS	RPI 1-25	RPI 26-50	W-L RECORDS	RPI 51-100	RPI 101-150	RPI 150+				
15- 15	0- 1	0- 0	OVERALL	1- 5	2- 4	12- 5				
8- 5	0- 0	0- 0	HOME	0- 2	2- 2	6- 1				
6- 9	0- 1	0- 0	AWAY	1- 3	0- 2	5- 3				
1- 1	0- 0	0- 0	NEUTRAL	0- 0	0- 0	1- 1				
7- 6	0- 1	0- 0	NON-CONFERENCE	1- 3	2- 0	4- 2				
4- 1	0- 0	0- 0	HOME	0- 1	2- 0	2- 0				
3- 4	0- 1	0- 0	AWAY	1- 2	0- 0	2- 1				
0- 1	0- 0	0- 0	NEUTRAL	0- 0	0- 0	0- 1				
8- 9	0- 0	0- 0	CONFERENCE	0- 2	0- 4	8- 3				
4- 4	0- 0	0- 0	HOME	0- 1	0- 2	4- 1				
3- 5	0- 0	0- 0	AWAY	0- 1	0- 2	3- 2				
1- 0	0- 0	0- 0	NEUTRAL	0- 0	0- 0	1- 0				

RPI	S	Opponent	Score	RPI	S	Opponent	Score	RPI	S	Opponent	Score	RPI	S	Opponent	Score	Team's RPI: 183
5	A	Oregon St.	43 80					54	A	St. Mary's (CA)	83 87	115	H	Fresno St.	64 60	
								58	A	UC Riverside	83 93	119	A	Hawaii	47 68	
								58	H	UC Riverside	62 75	119	H	Hawaii	58 64	
								62	H	Santa Clara	63 69	126	A	Long Beach St.	53 65	
								68	A	San Francisco	62 61	126	H	Long Beach St.	56 61	
								85	A	California	57 82	150	H	Montana St.	66 57	
												167	H	Sacramento St.	97 72	
												186	A	UC Davis	71 82	
												186	H	UC Davis	57 75	
												190	N	UTRGV	58 66	
												212	A	CSU Bakersfield	52 57	
												241	H	Loyola Marymount	70 58	
												265	A	UC Santa Barbara	67 78	
												265	H	UC Santa Barbara	66 60	
												267	A	Pepperdine	61 47	
												300	A	CSUN	77 66	
												300	H	CSUN	66 62	
												300	N	CSUN	72 51	
												313	A	A&M-Corpus Christi	56 45	
												336	A	UC Irvine	72 54	
												336	H	UC Irvine	50 38	
												338	A	Cal St. Fullerton	63 57	
												338	H	Cal St. Fullerton	51 46	
LAST 12 Division I GAMES:																
300	N	CSUN	72 51	58	H	UC Riverside	62 75									
119	A	Hawaii	47 68	186	A	UC Davis	71 82									
265	H	UC Santa Barbara	66 60	336	H	UC Irvine	50 38									
126	H	Long Beach St.	56 61	119	H	Hawaii	58 64									
300	A	CSUN	77 66	126	A	Long Beach St.	53 65									
338	A	Cal St. Fullerton	63 57	58	A	UC Riverside	83 93									

Non-Div I Games:

Cal Poly

■ Loss, 
 ■ Non-Conf, S Site, 
 ■ Home 
 ■ Away 
 N Neutral



Average RPI Win: 299		WON-LOST	WINNING	LAST 10	STRENGTH OF	OPP. STRENGTH	TEAM	ADJ.	CONF.	ADJ CONF.
Average RPI Loss: 195		RECORD	PCT. RANK	GAMES	SCHEDULE	OF SCHEDULE	RPI	RPI	RPI	RPI
DIV. I ONLY		3- 27	342	1- 9	273	293	338	338	22	22
DIV. I NON-CONF.		2- 12	311	0- 0	276	327	332	332	21	21
TOTALS		RPI 1-25	RPI 26-50	W-L RECORDS	RPI 51-100	RPI 101-150	RPI 150+			
3- 27	0- 0		0- 0	OVERALL	0- 3	0- 5	3- 19			
1- 13	0- 0		0- 0	HOME	0- 2	0- 2	1- 9			
2- 13	0- 0		0- 0	AWAY	0- 1	0- 3	2- 9			
0- 1	0- 0		0- 0	NEUTRAL	0- 0	0- 0	0- 1			
2- 12	0- 0		0- 0	NON-CONFERENCE	0- 1	0- 1	2- 10			
1- 5	0- 0		0- 0	HOME	0- 1	0- 0	1- 4			
1- 6	0- 0		0- 0	AWAY	0- 0	0- 1	1- 5			
0- 1	0- 0		0- 0	NEUTRAL	0- 0	0- 0	0- 1			
1- 15	0- 0		0- 0	CONFERENCE	0- 2	0- 4	1- 9			
0- 8	0- 0		0- 0	HOME	0- 1	0- 2	0- 5			
1- 7	0- 0		0- 0	AWAY	0- 1	0- 2	1- 4			
0- 0	0- 0		0- 0	NEUTRAL	0- 0	0- 0	0- 0			

[illegible]

Non-Div I Games:

Cal St. Fullerton

Loss, Non-Conf, S Site, H Home A Away N Neutral

RPI	S	Opponent	Score
336	H	UC Irvine	58 62

## California

Through Games Of March 8, 2016

Average RPI Win:	122	WON-LOST	WINNING	LAST 10	STRENGTH OF	OPP. STRENGTH	TEAM	ADJ.	CONF.	ADJ CONF.
Average RPI Loss:	48	RECORD	PCT. RANK	GAMES	SCHEDULE	OF SCHEDULE	RPI	RPI	RPI	RPI
DIV. I ONLY	15- 17	190	4- 6	8	8	85	85	1	1	
DIV. I NON-CONF.	8- 2	51	0- 0	39	81	36	36	1	1	
TOTALS	RPI 1-25	RPI 26-50	W-L RECORDS	RPI 51-100	RPI 101-150	RPI 150+				
15- 17	3- 9	0- 1	OVERALL	5- 5	2- 1	5- 1				
10- 6	1- 3	0- 1	HOME	4- 2	1- 0	4- 0				
2- 9	1- 1	0- 0	AWAY	0- 0	0- 0	1- 0				
3- 2	1- 2	0- 0	NEUTRAL	1- 0	1- 0	0- 0				
8- 2	1- 1	0- 0	NON-CONFERENCE	2- 1	1- 0	4- 0				
5- 1	0- 0	0- 0	HOME	2- 1	0- 0	3- 0				
2- 0	1- 0	0- 0	AWAY	0- 0	0- 0	1- 0				
1- 1	0- 1	0- 0	NEUTRAL	0- 0	1- 0	0- 0				
7- 15	2- 8	0- 1	CONFERENCE	3- 4	1- 1	1- 1				
5- 5	1- 3	0- 1	HOME	2- 1	1- 0	1- 0				
0- 9	0- 4	0- 0	AWAY	0- 3	0- 1	0- 1				
2- 1	1- 1	0- 0	NEUTRAL	1- 0	0- 0	0- 0				

RPI 1-25				RPI 26-50				RPI 51-100				Team's RPI: 85	RPI 101+			
RPI	S	Opponent	Score	RPI	S	Opponent	Score	RPI	S	Opponent	Score		RPI	S	Opponent	Score
5	A	Oregon St.	48 70	33	H	Washington	65 75	54	H	St. Mary's (CA)	63 64		122	A	Arizona	52 57
5	H	Oregon St.	44 54					55	A	Southern California	47 61		122	H	Arizona	75 56
9	A	UCLA	56 75					58	H	UC Riverside	64 58		128	N	Liberty	77 72
9	H	UCLA	108 104					84	A	Oregon	59 69		167	H	Sacramento St.	117 99
9	N	UCLA	67 73					84	H	Oregon	65 54		183	H	Cal Poly	82 57
10	A	Stanford	46 53					88	A	Utah	66 72		202	A	Colorado	57 78
10	H	Stanford	55 60					88	H	Utah	79 84		202	H	Colorado	64 35
11	A	Arizona St.	49 57					88	N	Utah	66 63		269	A	Austin Peay	67 58
11	H	Arizona St.	49 64					94	H	Nebraska	87 80		300	H	CSUN	106 44
11	N	Arizona St.	75 64					96	H	Washington St.	74 71					
14	A	Louisville	75 71													
19	N	Texas A&M	58 75													
LAST 12 Division I GAMES:																
		9 N UCLA	67 73			88 A Utah	66 72									
		11 N Arizona St.	75 64			122 H Arizona	75 56									
		88 N Utah	66 63			11 H Arizona St.	49 64									
		5 H Oregon St.	44 54			10 H Stanford	55 60									
		84 H Oregon	65 54			10 A Stanford	46 53									
		202 A Colorado	57 78			33 H Washington	65 75									

Non-Div I Games:

California

■ Loss, 
 ■ Non-Conf, 
 ■ S Site, 
 ■ H Home 
 ■ A Away 
 N Neutral

Average RPI Win:	284	WON-LOST	WINNING	LAST 10	STRENGTH OF	OPP. STRENGTH	TEAM	ADJ.	CONF.	ADJ CONF.
Average RPI Loss:	191	RECORD	PCT. RANK	GAMES	SCHEDULE	OF SCHEDULE	RPI	RPI	RPI	RPI
DIV. I ONLY	12- 16	216	5- 5	297	321	268	268	27	27	
DIV. I NON-CONF.	5- 3	119	0- 0	285	343	166	166	29	29	
TOTALS	RPI 1-25	RPI 26-50	W-L RECORDS	RPI 51-100	RPI 101-150	RPI 150+				
12- 16	0- 0	0- 0	OVERALL	0- 2	1- 3	11- 11				
6- 7	0- 0	0- 0	HOME	0- 0	0- 2	6- 5				
6- 8	0- 0	0- 0	AWAY	0- 1	1- 1	5- 6				
0- 1	0- 0	0- 0	NEUTRAL	0- 1	0- 0	0- 0				
5- 3	0- 0	0- 0	NON-CONFERENCE	0- 2	0- 0	5- 1				
3- 0	0- 0	0- 0	HOME	0- 0	0- 0	3- 0				
2- 2	0- 0	0- 0	AWAY	0- 1	0- 0	2- 1				
0- 1	0- 0	0- 0	NEUTRAL	0- 1	0- 0	0- 0				
7- 13	0- 0	0- 0	CONFERENCE	0- 0	1- 3	6- 10				
3- 7	0- 0	0- 0	HOME	0- 0	0- 2	3- 5				
4- 6	0- 0	0- 0	AWAY	0- 0	1- 1	3- 5				
0- 0	0- 0	0- 0	NEUTRAL	0- 0	0- 0	0- 0				

RPI S	Opponent	Score	RPI S	Opponent	Score	RPI S	Opponent	Score	RPI S	Opponent	Score	Team's RPI: 268
						71 A	VCU	34 57	128 A	Liberty	55 67	
						97 N	Central Ark.	34 57	128 H	Liberty	52 62	
									131 A	UNC Asheville	64 56	
									131 H	UNC Asheville	58 72	
									165 A	ETSU	55 70	
									172 A	Radford	59 62	
									172 H	Radford	32 57	
									206 A	Gardner-Webb	56 68	
									206 H	Gardner-Webb	35 70	
									208 A	Presbyterian	54 64	
									208 H	Presbyterian	45 69	
									218 H	N.C. A&T	56 55	
									252 A	High Point	68 65	
									252 H	High Point	55 69	
									283 A	Coastal Caro.	83 70	
									283 H	Coastal Caro.	73 52	
									294 A	Charleston So.	57 65	
									294 H	Charleston So.	45 60	
									298 H	Western Caro.	73 66	
									311 A	Longwood	73 56	
									311 H	Longwood	72 65	
									317 H	Mt. St. Mary's	62 53	
									326 A	North Florida	66 55	
									327 A	Winthrop	49 50	
									327 H	Winthrop	69 56	
									348 A	N.C. Central	57 48	
LAST 12 Division I GAMES:												
172 H	Radford	32 57	311 H	Longwood	72 65							
252 A	High Point	68 65	128 A	Liberty	55 67							
131 A	UNC Asheville	64 56	206 A	Gardner-Webb	56 68							
294 H	Charleston So.	45 60	283 H	Coastal Caro.	73 52							
208 A	Presbyterian	54 64	294 A	Charleston So.	57 65							
327 H	Winthrop	69 56	327 A	Winthrop	49 50							

Non-Div I Games: UNC Pembroke

62 67

Campbell

Average RPI Win:	250	WON-LOST	WINNING	LAST 10	STRENGTH OF	OPP. STRENGTH	TEAM	ADJ.	CONF.	ADJ CONF.
Average RPI Loss:	160	RECORD	PCT. RANK	GAMES	SCHEDULE	OF SCHEDULE	RPI	RPI	RPI	RPI
DIV. I ONLY	13- 17	212	4- 6	215	236	223	223	23	23	
DIV. I NON-CONF.	5- 4	138	0- 0	40	172	89	89	22	22	
TOTALS	RPI 1-25	RPI 26-50	W-L RECORDS	RPI 51-100	RPI 101-150	RPI 150+				
13- 17	0- 1	0- 1	OVERALL	1- 2	0- 4	12- 9				
8- 6	0- 0	0- 1	HOME	1- 1	0- 1	7- 3				
5- 10	0- 1	0- 0	AWAY	0- 1	0- 3	5- 5				
0- 1	0- 0	0- 0	NEUTRAL	0- 0	0- 0	0- 1				
5- 4	0- 1	0- 1	NON-CONFERENCE	1- 0	0- 2	4- 0				
3- 1	0- 0	0- 1	HOME	1- 0	0- 0	2- 0				
2- 3	0- 1	0- 0	AWAY	0- 0	0- 2	2- 0				
0- 0	0- 0	0- 0	NEUTRAL	0- 0	0- 0	0- 0				
8- 13	0- 0	0- 0	CONFERENCE	0- 2	0- 2	8- 9				
5- 5	0- 0	0- 0	HOME	0- 1	0- 1	5- 3				
3- 7	0- 0	0- 0	AWAY	0- 1	0- 1	3- 5				
0- 1	0- 0	0- 0	NEUTRAL	0- 0	0- 0	0- 1				

RPI 1-25				RPI 26-50				RPI 51-100				RPI 101+ Team's RPI: 223			
RPI	S	Opponent	Score	RPI	S	Opponent	Score	RPI	S	Opponent	Score	RPI	S	Opponent	Score
7	A	Texas	62 92	36	H	St. Bonaventure	47 59	86	A	Quinnipiac	54 63	101	A	Iona	56 79
								86	H	Quinnipiac	68 80	101	H	Iona	76 79
								90	H	Bucknell	61 56	125	A	Youngstown St.	51 53
												130	A	Buffalo	40 54
												159	A	Northeastern	68 57
												160	A	Marist	55 67
												160	H	Marist	71 69
												200	A	Fairfield	48 52
												200	H	Fairfield	50 51
												219	H	Binghamton	80 50
												229	A	Siena	57 61
												229	H	Siena	52 58
												246	A	Monmouth	75 79
												246	H	Monmouth	71 81
												250	A	Manhattan	55 77
												250	H	Manhattan	70 68
												261	H	Saint Francis (PA)	77 52
												284	A	Rider	73 64
												284	H	Rider	60 49
												287	A	Lamar	57 55
												290	A	Niagara	68 66
												290	H	Niagara	54 45
												290	N	Niagara	64 65
												339	A	Saint Peter's	60 53
												339	H	Saint Peter's	54 42
LAST 12 Division I GAMES:															
				290	N	Niagara	64 65	284	H	Rider	60 49				
				160	A	Marist	55 67	246	A	Monmouth	75 79				
				290	H	Niagara	54 45	250	A	Manhattan	55 77				
				246	H	Monmouth	71 81	101	H	Iona	76 79				
				250	H	Manhattan	70 68	290	A	Niagara	68 66				
				160	H	Marist	71 69	200	A	Fairfield	48 52				

Non-Div I Games:

Canisius

■ Loss, 
 ■ Non-Conf, 
 ■ S Site, 
 ■ Home 
 ■ A Away 
 N Neutral

## Central Ark.

Through Games Of March 8, 2016

Average RPI Win:	263	WON-LOST	WINNING	LAST 10	STRENGTH OF	OPP. STRENGTH	TEAM	ADJ.	CONF.	ADJ CONF.
Average RPI Loss:	74	RECORD	PCT. RANK	GAMES	SCHEDULE	OF SCHEDULE	RPI	RPI	RPI	RPI
DIV. I ONLY	22- 3	9	9- 1	320	294	97	97	25	25	
DIV. I NON-CONF.	6- 1	27	0- 0	273	325	90	90	26	26	
TOTALS	RPI 1-25	RPI 26-50	W-L RECORDS	RPI 51-100	RPI 101-150	RPI 150+				
22- 3	0- 0	0- 1	OVERALL	0- 1	3- 1	19- 0				
9- 2	0- 0	0- 0	HOME	0- 1	1- 1	8- 0				
11- 1	0- 0	0- 0	AWAY	0- 0	2- 0	9- 0				
2- 0	0- 0	0- 0	NEUTRAL	0- 0	0- 0	2- 0				
6- 1	0- 0	0- 1	NON-CONFERENCE	0- 0	0- 0	6- 0				
2- 0	0- 0	0- 0	HOME	0- 0	0- 0	2- 0				
2- 1	0- 0	0- 1	AWAY	0- 0	0- 0	2- 0				
2- 0	0- 0	0- 0	NEUTRAL	0- 0	0- 0	2- 0				
16- 2	0- 0	0- 0	CONFERENCE	0- 1	3- 1	13- 0				
7- 2	0- 0	0- 0	HOME	0- 1	1- 1	6- 0				
9- 0	0- 0	0- 0	AWAY	0- 0	2- 0	7- 0				
0- 0	0- 0	0- 0	NEUTRAL	0- 0	0- 0	0- 0				

RPI 1-25			RPI 26-50			RPI 51-100			Team's RPI: 97	RPI 101+		
RPI	S	Opponent	Score	RPI	S	Opponent	Score	RPI	S	Opponent	Score	RPI
27	A	Tennessee	47 102	79	H	Abilene Christian	49 61	117	A	Northwestern St.	74 49	117
								117	H	Northwestern St.	56 60	144
								144	A	McNeese St.	70 56	144
								144	H	McNeese St.	76 52	199
								199	A	SFA	55 53	228
								228	A	Southeast Mo. St.	63 54	237
								237	A	Sam Houston St.	73 63	237
								237	H	Sam Houston St.	72 53	248
								248	H	Houston Baptist	45 44	263
								263	A	Murray St.	61 51	263
								263	H	Murray St.	50 40	268
								268	N	Campbell	57 34	287
								287	H	Lamar	74 49	296
								296	H	Alcorn	58 35	303
								303	N	South Carolina St.	51 38	306
								306	A	Nicholls St.	71 65	306
								306	H	Nicholls St.	56 51	313
								313	A	A&M-Corpus Christi	66 55	318
								318	A	Southeastern La.	64 60	318
								318	H	Southeastern La.	80 58	330
								330	A	Incarnate Word	76 57	331
								331	A	New Orleans	59 44	331
								331	H	New Orleans	67 55	
LAST 12 Division I GAMES:												
144	H	McNeese St.	76 52	330	A	Incarnate Word	76 57	331	A	New Orleans	59 44	331
306	H	Nicholls St.	56 51	117	H	Northwestern St.	56 60	331	H	New Orleans	67 55	
318	A	Southeastern La.	64 60	331	H	New Orleans	67 55	318	H	Southeastern La.	80 58	
237	H	Sam Houston St.	72 53	117	A	Northwestern St.	74 49	117	A	Northwestern St.	74 49	
237	A	Sam Houston St.	73 63	306	A	Nicholls St.	71 65					
144	A	McNeese St.	70 56									

Non-Div I Games: Central Baptist 70 37 Hendrix 72 43 Crowley's Ridge 93 38 Jarvis Christian 77 23  
Central Ark.

Loss, Non-Conf, S Site, H Home A Away N Neutral

Average RPI Win:	288	WON-LOST	WINNING	LAST 10	STRENGTH OF	OPP. STRENGTH	TEAM	ADJ.	CONF.	ADJ CONF.
Average RPI Loss:	210	RECORD	PCT. RANK	GAMES	SCHEDULE	OF SCHEDULE	RPI	RPI	RPI	RPI
DIV. I ONLY	12- 18	231	4- 6	301	329	276	276	30	30	
DIV. I NON-CONF.	3- 8	258	0- 0	204	178	270	270	32	32	
TOTALS	RPI 1-25	RPI 26-50	W-L RECORDS	RPI 51-100	RPI 101-150	RPI 150+				
12- 18	0- 1	0- 0	OVERALL	0- 2	0- 1	12- 14				
7- 6	0- 0	0- 0	HOME	0- 0	0- 0	7- 6				
5- 12	0- 1	0- 0	AWAY	0- 2	0- 1	5- 8				
0- 0	0- 0	0- 0	NEUTRAL	0- 0	0- 0	0- 0				
3- 8	0- 1	0- 0	NON-CONFERENCE	0- 2	0- 1	3- 4				
3- 1	0- 0	0- 0	HOME	0- 0	0- 0	3- 1				
0- 7	0- 1	0- 0	AWAY	0- 2	0- 1	0- 3				
0- 0	0- 0	0- 0	NEUTRAL	0- 0	0- 0	0- 0				
9- 10	0- 0	0- 0	CONFERENCE	0- 0	0- 0	9- 10				
4- 5	0- 0	0- 0	HOME	0- 0	0- 0	4- 5				
5- 5	0- 0	0- 0	AWAY	0- 0	0- 0	5- 5				
0- 0	0- 0	0- 0	NEUTRAL	0- 0	0- 0	0- 0				

RPI 1-25				RPI 26-50				RPI 51-100				RPI 101+ Team's RPI: 276			
RPI	S	Opponent	Score	RPI	S	Opponent	Score	RPI	S	Opponent	Score	RPI	S	Opponent	Score
8	A	Maryland	43 86					63	A	Maine	42 62	134	A	Penn St.	47 73
								69	A	Army West Point	52 81	161	A	Fordham	48 63
												196	A	Sacred Heart	69 79
												196	H	Sacred Heart	57 61
												209	A	Robert Morris	55 72
												209	H	Robert Morris	48 39
												214	H	Dartmouth	59 55
												217	A	Hartford	41 49
												221	H	Massachusetts	78 68
												224	A	Bryant	56 70
												224	H	Bryant	53 65
												232	H	New Hampshire	50 64
												261	A	Saint Francis (PA)	77 83
												261	A	Saint Francis (PA)	79 59
												261	H	Saint Francis (PA)	66 51
												278	A	Vermont	63 79
												314	A	Fairleigh Dickinson	78 75
												314	H	Fairleigh Dickinson	71 59
												317	A	Mt. St. Mary's	48 54
												317	H	Mt. St. Mary's	55 59
												320	H	UMass Lowell	64 53
												322	A	LIU Brooklyn	65 57
												322	H	LIU Brooklyn	45 59
												335	A	St. Francis Brooklyn	67 61
												335	H	St. Francis Brooklyn	65 61
												345	A	Wagner	62 52
LAST 12 Division I GAMES:															
261	A	Saint Francis (PA)	77 83	196	A	Sacred Heart	69 79								
335	A	St. Francis Brooklyn	67 61	209	A	Robert Morris	55 72								
314	H	Fairleigh Dickinson	71 59	261	A	Saint Francis (PA)	79 59								
317	H	Mt. St. Mary's	55 59	224	H	Bryant	53 65								
345	H	Wagner	63 64	335	H	St. Francis Brooklyn	65 61								
322	A	LIU Brooklyn	65 57	209	H	Robert Morris	48 39								

Non-Div I Games:

Central Conn. St.

■ Loss, 
 ■ Non-Conf, 
 ■ S Site, 
 ■ Home 
 ■ A Away 
 N Neutral

RPI	S	Opponent	Score
345	H	Wagner	63 64

Central Conn. St.



## Central Mich.

Through Games Of March 8, 2016

Average RPI Win:	179	WON-LOST	WINNING	LAST 10	STRENGTH OF	OPP. STRENGTH	TEAM	ADJ.	CONF.	ADJ CONF.
Average RPI Loss:	118	RECORD	PCT. RANK	GAMES	SCHEDULE	OF SCHEDULE	RPI	RPI	RPI	RPI
DIV. I ONLY	20- 9	70	8- 2	95	131	70	70	11	11	
DIV. I NON-CONF.	6- 5	146	0- 0	152	137	139	139	13	13	
TOTALS	RPI 1-25	RPI 26-50	W-L RECORDS	RPI 51-100	RPI 101-150	RPI 150+				
20- 9	0- 1	0- 1	OVERALL	5- 0	5- 5	10- 2				
11- 3	0- 1	0- 0	HOME	3- 0	3- 2	5- 0				
8- 6	0- 0	0- 1	AWAY	2- 0	2- 3	4- 2				
1- 0	0- 0	0- 0	NEUTRAL	0- 0	0- 0	1- 0				
6- 5	0- 1	0- 0	NON-CONFERENCE	1- 0	1- 2	4- 2				
3- 2	0- 1	0- 0	HOME	1- 0	1- 1	1- 0				
2- 3	0- 0	0- 0	AWAY	0- 0	0- 1	2- 2				
1- 0	0- 0	0- 0	NEUTRAL	0- 0	0- 0	1- 0				
14- 4	0- 0	0- 1	CONFERENCE	4- 0	4- 3	6- 0				
8- 1	0- 0	0- 0	HOME	2- 0	2- 1	4- 0				
6- 3	0- 0	0- 1	AWAY	2- 0	2- 2	2- 0				
0- 0	0- 0	0- 0	NEUTRAL	0- 0	0- 0	0- 0				

RPI 1-25				RPI 26-50				RPI 51-100				Team's RPI: 70				RPI 101+			
RPI	S	Opponent	Score	RPI	S	Opponent	Score	RPI	S	Opponent	Score			RPI	S	Opponent	Score		
18	H	Duquesne	49 68	43	A	Ohio	84 86	57	A	Ball St.	74 65			106	A	Toledo	72 76		
								57	H	Ball St.	67 66			106	H	Toledo	79 81		
								66	H	Middle Tenn.	81 59			110	H	Memphis	61 64		
								87	A	Eastern Mich.	66 65			116	A	Saint Joseph's	66 76		
								87	H	Eastern Mich.	78 70			123	A	Akron	97 77		
														123	H	Akron	81 60		
														130	A	Buffalo	61 67		
														142	A	Western Mich.	73 61		
														142	H	Western Mich.	53 51		
														146	H	SIUE	78 65		
														173	A	Loyola Chicago	68 59		
														178	A	Illinois	69 74		
														205	A	Oakland	110 87		
														226	H	Indiana St.	85 65		
														251	A	Ill.-Chicago	63 66		
														258	H	Bowling Green	76 75		
														259	A	Northern Ill.	73 67		
														259	H	Northern Ill.	95 63		
														282	A	Miami (OH)	72 58		
														282	H	Miami (OH)	77 54		
														284	N	Rider	76 58		
														319	H	Kent St.	81 61		
LAST 12 Division I GAMES:																			
				87	H	Eastern Mich.	78 70					57	A	Ball St.	74 65				
				106	A	Toledo	72 76					258	H	Bowling Green	76 75				
				142	A	Western Mich.	73 61					87	A	Eastern Mich.	66 65				
				57	H	Ball St.	67 66					282	H	Miami (OH)	77 54				
				106	H	Toledo	79 81					142	H	Western Mich.	53 51				
				259	A	Northern Ill.	73 67					123	H	Akron	81 60				

Non-Div I Games:

Central Mich.

■ Loss, 
■ Non-Conf, S Site, 
■ Home 
■ Away 
N Neutral

Average RPI Win: 288		WON-LOST	WINNING	LAST 10	STRENGTH OF	OPP. STRENGTH	TEAM	ADJ.	CONF.	ADJ CONF.
Average RPI Loss: 199		RECORD	PCT. RANK	GAMES	SCHEDULE	OF SCHEDULE	RPI	RPI	RPI	RPI
DIV. I ONLY		10- 16	243	4- 6	337	270	294	294	27	27
DIV. I NON-CONF.		2- 4	234	0- 0	349	85	346	346	29	29
TOTALS		RPI 1-25	RPI 26-50	W-L RECORDS	RPI 51-100	RPI 101-150	RPI 150+			
10- 16	0- 0		0- 0	OVERALL	0- 0	0- 5	10- 11			
6- 6	0- 0		0- 0	HOME	0- 0	0- 2	6- 4			
4- 10	0- 0		0- 0	AWAY	0- 0	0- 3	4- 7			
0- 0	0- 0		0- 0	NEUTRAL	0- 0	0- 0	0- 0			
2- 4	0- 0		0- 0	NON-CONFERENCE	0- 0	0- 1	2- 3			
2- 0	0- 0		0- 0	HOME	0- 0	0- 0	2- 0			
0- 4	0- 0		0- 0	AWAY	0- 0	0- 1	0- 3			
0- 0	0- 0		0- 0	NEUTRAL	0- 0	0- 0	0- 0			
8- 12	0- 0		0- 0	CONFERENCE	0- 0	0- 4	8- 8			
4- 6	0- 0		0- 0	HOME	0- 0	0- 2	4- 4			
4- 6	0- 0		0- 0	AWAY	0- 0	0- 2	4- 4			
0- 0	0- 0		0- 0	NEUTRAL	0- 0	0- 0	0- 0			

[illegible]

Non-Div I Games:	Paine	69	62	Columbia Int'l	67	35	Warner	73	53
------------------	-------	----	----	----------------	----	----	--------	----	----

Charleston So.

Loss, Non-Conf, S Site, H Home A Away N Neutral

Average RPI Win:	<b>196</b>	WON-LOST	WINNING	LAST 10	STRENGTH OF	OPP. STRENGTH	TEAM	ADJ.	CONF.	ADJ CONF.
Average RPI Loss:	<b>81</b>	RECORD	PCT. RANK	GAMES	SCHEDULE	OF SCHEDULE	RPI	RPI	RPI	RPI
DIV. I ONLY	<b>19- 10</b>	<b>81</b>	<b>8- 2</b>	<b>103</b>	<b>123</b>	<b>77</b>	<b>77</b>	<b>12</b>	<b>12</b>	
DIV. I NON-CONF.	<b>7- 4</b>	<b>110</b>	<b>0- 0</b>	<b>95</b>	<b>143</b>	<b>88</b>	<b>88</b>	<b>10</b>	<b>10</b>	
TOTALS	RPI 1-25	RPI 26-50	W-L RECORDS	RPI 51-100	RPI 101-150	RPI 150+				
19- 10	0- 0	1- 5	OVERALL	1- 2	3- 0	14- 3				
12- 2	0- 0	1- 1	HOME	1- 0	1- 0	9- 1				
6- 8	0- 0	0- 4	AWAY	0- 2	1- 0	5- 2				
1- 0	0- 0	0- 0	NEUTRAL	0- 0	1- 0	0- 0				
7- 4	0- 0	0- 3	NON-CONFERENCE	1- 1	1- 0	5- 0				
4- 1	0- 0	0- 1	HOME	1- 0	0- 0	3- 0				
2- 3	0- 0	0- 2	AWAY	0- 1	0- 0	2- 0				
1- 0	0- 0	0- 0	NEUTRAL	0- 0	1- 0	0- 0				
12- 6	0- 0	1- 2	CONFERENCE	0- 1	2- 0	9- 3				
8- 1	0- 0	1- 0	HOME	0- 0	1- 0	6- 1				
4- 5	0- 0	0- 2	AWAY	0- 1	1- 0	3- 2				
0- 0	0- 0	0- 0	NEUTRAL	0- 0	0- 0	0- 0				

RPI 1-25			RPI 26-50			RPI 51-100			Team's RPI: 77			RPI 101+			
RPI	S	Opponent	Score	RPI	S	Opponent	Score	RPI	S	Opponent	Score	RPI	S	Opponent	Score
				26	H	Miami (FL)	70 77	57	H	Ball St.	72 66	112	N	Mercer	72 62
				30	A	UTEP	91 94	66	A	Middle Tenn.	67 72	132	A	Marshall	64 61
				35	A	Western Ky.	66 77	89	A	Elon	83 90	132	H	Marshall	87 77
				35	H	Western Ky.	81 72					151	A	Old Dominion	85 94
				44	A	Missouri	71 88					151	H	Old Dominion	59 71
				49	A	North Carolina St.	65 72					164	A	UAB	57 75

Non-Div I Games:

Charlotte

■ Loss, 
■ Non-Conf, 
■ S Site, 
■ H Home 
■ A Away 
N Neutral



Average RPI Win:	297	WON-LOST	WINNING	LAST 10	STRENGTH OF	OPP. STRENGTH	TEAM	ADJ.	CONF.	ADJ CONF.
Average RPI Loss:	205	RECORD	PCT. RANK	GAMES	SCHEDULE	OF SCHEDULE	RPI	RPI	RPI	RPI
DIV. I ONLY	4- 24	327	2- 8	310	273	344	344	28	28	
DIV. I NON-CONF.	2- 12	311	0- 0	312	272	339	339	25	25	
TOTALS	RPI 1-25	RPI 26-50	W-L RECORDS	RPI 51-100	RPI 101-150	RPI 150+				
4- 24	0- 0	0- 2	OVERALL	0- 0	0- 4	4- 18				
3- 11	0- 0	0- 1	HOME	0- 0	0- 2	3- 8				
1- 13	0- 0	0- 1	AWAY	0- 0	0- 2	1- 10				
0- 0	0- 0	0- 0	NEUTRAL	0- 0	0- 0	0- 0				
2- 12	0- 0	0- 2	NON-CONFERENCE	0- 0	0- 2	2- 8				
1- 6	0- 0	0- 1	HOME	0- 0	0- 1	1- 4				
1- 6	0- 0	0- 1	AWAY	0- 0	0- 1	1- 4				
0- 0	0- 0	0- 0	NEUTRAL	0- 0	0- 0	0- 0				
2- 12	0- 0	0- 0	CONFERENCE	0- 0	0- 2	2- 10				
2- 5	0- 0	0- 0	HOME	0- 0	0- 1	2- 4				
0- 7	0- 0	0- 0	AWAY	0- 0	0- 1	0- 6				
0- 0	0- 0	0- 0	NEUTRAL	0- 0	0- 0	0- 0				

RPI	S	Opponent	Score	RPI	S	Opponent	Score	RPI	S	Opponent	Score	RPI	S	Opponent	Score	Team's RPI: 344
29	A	DePaul	42	88	50	H	Kansas St.	54	63	108	A	New Mexico St.	63	76		
										108	H	New Mexico St.	60	70		
										142	A	Western Mich.	56	65		
										148	H	Milwaukee	48	55		
										178	A	Illinois	36	67		
										190	A	UTRGV	56	78		
										190	H	UTRGV	56	64		
										205	H	Oakland	51	74		
										211	A	Utah Valley	46	74		
										211	H	Utah Valley	62	69		
										212	A	CSU Bakersfield	43	76		
										212	H	CSU Bakersfield	61	74		
										231	A	Grand Canyon	36	74		
										231	H	Grand Canyon	60	65		
										239	A	Western Ill.	50	88		
										251	H	Ill.-Chicago	47	51		
										259	H	Northern Ill.	50	68		
										271	A	Seattle	45	59		
										271	H	Seattle	57	49		
										302	A	UMKC	50	67		
										302	H	UMKC	77	72		
										305	H	Bradley	60	66		
										307	H	Morehead St.	75	71		
										309	A	Jackson St.	76	59		
										315	A	IPFW	51	62		
										316	A	Illinois St.	53	57		
LAST 12 Division I GAMES:																
302	A	UMKC	50	67	271	H	Seattle	57	49							
190	A	UTRGV	56	78	302	H	UMKC	77	72							
231	H	Grand Canyon	60	65	211	A	Utah Valley	46	74							
211	H	Utah Valley	62	69	231	A	Grand Canyon	36	74							
108	A	New Mexico St.	63	76	108	H	New Mexico St.	60	70							
212	H	CSU Bakersfield	61	74	190	H	UTRGV	56	64							

Non-Div I Games:

Chicago St.

■ Loss, 
■ Non-Conf, 
■ S Site, 
■ Home 
■ A Away 
N Neutral

Average RPI Win:	256	WON-LOST	WINNING	LAST 10	STRENGTH OF	OPP. STRENGTH	TEAM	ADJ.	CONF.	ADJ CONF.
Average RPI Loss:	94	RECORD	PCT. RANK	GAMES	SCHEDULE	OF SCHEDULE	RPI	RPI	RPI	RPI
DIV. I ONLY	8- 22	291	1- 9	94	78	240	240	9	9	
DIV. I NON-CONF.	4- 7	222	0- 0	41	70	184	184	7	7	
TOTALS	RPI 1-25	RPI 26-50	W-L RECORDS	RPI 51-100	RPI 101-150	RPI 150+				
8- 22	0- 7	0- 1	OVERALL	0- 3	1- 7	7- 4				
5- 10	0- 3	0- 0	HOME	0- 1	1- 3	4- 3				
3- 9	0- 2	0- 1	AWAY	0- 2	0- 3	3- 1				
0- 3	0- 2	0- 0	NEUTRAL	0- 0	0- 1	0- 0				
4- 7	0- 3	0- 1	NON-CONFERENCE	0- 0	1- 2	3- 1				
4- 2	0- 1	0- 0	HOME	0- 0	1- 1	3- 0				
0- 3	0- 0	0- 1	AWAY	0- 0	0- 1	0- 1				
0- 2	0- 2	0- 0	NEUTRAL	0- 0	0- 0	0- 0				
4- 15	0- 4	0- 0	CONFERENCE	0- 3	0- 5	4- 3				
1- 8	0- 2	0- 0	HOME	0- 1	0- 2	1- 3				
3- 6	0- 2	0- 0	AWAY	0- 2	0- 2	3- 0				
0- 1	0- 0	0- 0	NEUTRAL	0- 0	0- 1	0- 0				

RPI 1-25				RPI 26-50				RPI 51-100				RPI 101+ Team's RPI: 240			
RPI	S	Opponent	Score	RPI	S	Opponent	Score	RPI	S	Opponent	Score	RPI	S	Opponent	Score
2	N	Baylor	34 72	37	A	Georgia	42 60	72	A	Temple	51 74	105	H	UT Martin	57 63
3	A	UConn	34 88					72	H	Temple	49 74	110	A	Memphis	51 54
3	H	UConn	45 107					74	A	Tulane	51 70	110	H	Memphis	47 64
6	H	Ohio St.	76 105									143	A	Detroit	68 77
17	N	Michigan St.	63 103									145	A	East Carolina	60 63
20	A	South Fla.	49 82									145	H	East Carolina	55 77
20	H	South Fla.	51 78									145	N	East Carolina	61 70
												149	H	Northern Ky.	71 68
												169	A	Xavier	56 65
												192	A	Tulsa	55 53
												192	H	Tulsa	63 76
												194	H	SMU	55 73
												258	H	Bowling Green	54 51
												261	H	Saint Francis (PA)	93 86
												277	A	UCF	68 50
												277	H	UCF	60 80
												285	A	Houston	67 61
												285	H	Houston	56 50
												340	H	Eastern Ill.	70 57
LAST 12 Division I GAMES:															
145	N	East Carolina	61 70	20	H	South Fla.	51 78								
74	A	Tulane	51 70	72	H	Temple	49 74								
192	H	Tulsa	63 76	110	A	Memphis	51 54								
145	H	East Carolina	55 77	20	A	South Fla.	49 82								
285	A	Houston	67 61	285	H	Houston	56 50								
3	A	UConn	34 88	194	H	SMU	55 73								

Non-Div I Games:

Cincinnati

■ Loss, 
■ Non-Conf, 
■ S Site, 
■ Home 
■ A Away 
N Neutral

Average RPI Win:	252	WON-LOST	WINNING	LAST 10	STRENGTH OF	OPP. STRENGTH	TEAM	ADJ.	CONF.	ADJ CONF.
Average RPI Loss:	103	RECORD	PCT. RANK	GAMES	SCHEDULE	OF SCHEDULE	RPI	RPI	RPI	RPI
DIV. I ONLY	4- 26	336	0- 10	38	87	256	256	4	4	
DIV. I NON-CONF.	4- 9	245	0- 0	110	335	244	244	5	5	
TOTALS	RPI 1-25	RPI 26-50	W-L RECORDS	RPI 51-100	RPI 101-150	RPI 150+				
4- 26	0- 6	0- 3	OVERALL	0- 4	1- 7	3- 6				
3- 12	0- 2	0- 3	HOME	0- 1	1- 3	2- 3				
1- 11	0- 4	0- 0	AWAY	0- 3	0- 2	1- 2				
0- 3	0- 0	0- 0	NEUTRAL	0- 0	0- 2	0- 1				
4- 9	0- 1	0- 0	NON-CONFERENCE	0- 2	1- 1	3- 5				
3- 4	0- 1	0- 0	HOME	0- 0	1- 0	2- 3				
1- 3	0- 0	0- 0	AWAY	0- 2	0- 0	1- 1				
0- 2	0- 0	0- 0	NEUTRAL	0- 0	0- 1	0- 1				
0- 17	0- 5	0- 3	CONFERENCE	0- 2	0- 6	0- 1				
0- 8	0- 1	0- 3	HOME	0- 1	0- 3	0- 0				
0- 8	0- 4	0- 0	AWAY	0- 1	0- 2	0- 1				
0- 1	0- 0	0- 0	NEUTRAL	0- 0	0- 1	0- 0				

RPI	S	Opponent	Score	RPI	S	Opponent	Score	RPI	S	Opponent	Score	RPI	S	Opponent	Score	Team's RPI: 256
1	A	Notre Dame	52 71	26	H	Miami (FL)	49 83	63	A	Maine	42 75	109	A	Virginia	48 65	
4	H	South Carolina	41 67	47	H	Duke	43 72	73	A	Georgia Tech	48 77	118	H	Boston College	64 67	
13	A	Syracuse	62 83	49	H	North Carolina St.	57 71	73	H	Georgia Tech	63 76	121	A	Virginia Tech	49 79	
14	A	Louisville	33 75					84	A	Oregon	56 69	127	H	Pittsburgh	56 59	
15	A	Florida St.	56 75									130	N	Buffalo	51 61	
15	H	Florida St.	40 85									131	H	UNC Asheville	67 49	
												138	H	Wake Forest	45 55	
												138	N	Wake Forest	58 73	
												153	A	North Carolina	56 72	
												180	N	Butler	50 54	
												203	H	William & Mary	41 58	
												215	A	Furman	49 70	
												279	A	Tennessee Tech	71 53	
												283	H	Coastal Caro.	47 63	
												288	H	Florida A&M	68 77	
												294	H	Charleston So.	43 36	
												303	H	South Carolina St.	63 54	
LAST 12 Division I GAMES:																
138	N	Wake Forest	58 73	138	H	Wake Forest	45 55									
49	H	North Carolina St.	57 71	15	A	Florida St.	56 75									
1	A	Notre Dame	52 71	13	A	Syracuse	62 83									
109	A	Virginia	48 65	127	H	Pittsburgh	56 59									
118	H	Boston College	64 67	14	A	Louisville	33 75									
73	A	Georgia Tech	48 77	73	H	Georgia Tech	63 76									

Non-Div I Games:

Clemson

■ Loss, 
 ■ Non-Conf, S Site, 
 ■ Home 
 ■ Away 
 N Neutral

Average RPI Win:	220	WON-LOST	WINNING	LAST 10	STRENGTH OF	OPP. STRENGTH	TEAM	ADJ.	CONF.	ADJ CONF.
Average RPI Loss:	155	RECORD	PCT. RANK	GAMES	SCHEDULE	OF SCHEDULE	RPI	RPI	RPI	RPI
DIV. I ONLY	9- 19	272	5- 5	174	177	260	260	14	14	
DIV. I NON-CONF.	3- 7	248	0- 1	315	263	315	315	16	16	
TOTALS	RPI 1-25	RPI 26-50	W-L RECORDS	RPI 51-100	RPI 101-150	RPI 150+				
9- 19	0- 2	0- 0	OVERALL	0- 3	3- 8	6- 6				
6- 7	0- 1	0- 0	HOME	0- 1	1- 4	5- 1				
3- 10	0- 1	0- 0	AWAY	0- 1	2- 4	1- 4				
0- 2	0- 0	0- 0	NEUTRAL	0- 1	0- 0	0- 1				
3- 7	0- 0	0- 0	NON-CONFERENCE	0- 3	0- 1	3- 3				
2- 2	0- 0	0- 0	HOME	0- 1	0- 0	2- 1				
1- 3	0- 0	0- 0	AWAY	0- 1	0- 1	1- 1				
0- 2	0- 0	0- 0	NEUTRAL	0- 1	0- 0	0- 1				
6- 12	0- 2	0- 0	CONFERENCE	0- 0	3- 7	3- 3				
4- 5	0- 1	0- 0	HOME	0- 0	1- 4	3- 0				
2- 7	0- 1	0- 0	AWAY	0- 0	2- 3	0- 3				
0- 0	0- 0	0- 0	NEUTRAL	0- 0	0- 0	0- 0				

RPI 1-25				RPI 26-50				RPI 51-100				RPI 101+				Team's RPI: 260	
RPI	S	Opponent	Score	RPI	S	Opponent	Score	RPI	S	Opponent	Score	RPI	S	Opponent	Score		
24	A	Green Bay	53 71					53	N	Saint Louis	65 76	103	A	Wright St.	64 81		
24	H	Green Bay	45 66					78	A	Belmont	58 76	103	H	Wright St.	65 93		
								90	H	Bucknell	57 59	106	A	Toledo	53 66		
												125	A	Youngstown St.	53 43		
												125	H	Youngstown St.	75 68		
												143	A	Detroit	68 82		
												143	H	Detroit	60 66		
												148	A	Milwaukee	58 59		
												148	H	Milwaukee	46 62		
												149	A	Northern Ky.	64 62		
												149	H	Northern Ky.	51 83		
												205	A	Oakland	69 79		
												205	H	Oakland	88 75		
												243	A	Valparaiso	59 66		
												243	H	Valparaiso	72 65		
												251	A	Ill.-Chicago	62 80		
												251	H	Ill.-Chicago	72 69		
												258	H	Bowling Green	69 48		
												290	A	Niagara	72 73		
												304	H	FIU	64 57		
												312	N	UNCG	51 55		
												319	A	Kent St.	60 49		
												332	H	Evansville	63 72		
LAST 12 Division I GAMES:																	
312	N	UNCG	51 55	24	A	Green Bay	53 71										
149	A	Northern Ky.	64 62	148	A	Milwaukee	58 59										
103	A	Wright St.	64 81	205	H	Oakland	88 75										
243	H	Valparaiso	72 65	143	H	Detroit	60 66										
251	H	Ill.-Chicago	72 69	103	H	Wright St.	65 93										
125	A	Youngstown St.	53 43	149	H	Northern Ky.	51 83										

Non-Div I Games:

Cleveland St.

■ Loss, 
■ Non-Conf, 
■ S Site, 
■ Home 
■ A Away 
N Neutral



Average RPI Win:	253	WON-LOST	WINNING	LAST 10	STRENGTH OF	OPP. STRENGTH	TEAM	ADJ.	CONF.	ADJ CONF.
Average RPI Loss:	209	RECORD	PCT. RANK	GAMES	SCHEDULE	OF SCHEDULE	RPI	RPI	RPI	RPI
DIV. I ONLY	9- 17	257	5- 5	279	312	283	283	27	27	
DIV. I NON-CONF.	2- 4	234	0- 0	258	259	261	261	29	29	
TOTALS	RPI 1-25	RPI 26-50	W-L RECORDS	RPI 51-100	RPI 101-150	RPI 150+				
9- 17	0- 0	0- 0	OVERALL	0- 1	1- 4	8- 12				
5- 6	0- 0	0- 0	HOME	0- 0	0- 2	5- 4				
4- 8	0- 0	0- 0	AWAY	0- 0	1- 1	3- 7				
0- 3	0- 0	0- 0	NEUTRAL	0- 1	0- 1	0- 1				
2- 4	0- 0	0- 0	NON-CONFERENCE	0- 1	0- 1	2- 2				
1- 0	0- 0	0- 0	HOME	0- 0	0- 0	1- 0				
1- 1	0- 0	0- 0	AWAY	0- 0	0- 0	1- 1				
0- 3	0- 0	0- 0	NEUTRAL	0- 1	0- 1	0- 1				
7- 13	0- 0	0- 0	CONFERENCE	0- 0	1- 3	6- 10				
4- 6	0- 0	0- 0	HOME	0- 0	0- 2	4- 4				
3- 7	0- 0	0- 0	AWAY	0- 0	1- 1	2- 6				
0- 0	0- 0	0- 0	NEUTRAL	0- 0	0- 0	0- 0				

RPI 1-25				RPI 26-50				RPI 51-100				RPI 101+ Team's RPI: 283			
RPI	S	Opponent	Score	RPI	S	Opponent	Score	RPI	S	Opponent	Score	RPI	S	Opponent	Score
								65	N	Hofstra	40 82	128	A	Liberty	58 51
												128	H	Liberty	63 65
												131	A	UNC Asheville	69 77
												131	H	UNC Asheville	52 63
												138	N	Wake Forest	52 81
												172	A	Radford	45 61
												172	H	Radford	36 49
												196	N	Sacred Heart	62 71
												206	A	Gardner-Webb	59 56
												206	H	Gardner-Webb	51 61
												208	A	Presbyterian	42 66
												208	H	Presbyterian	60 47
												252	A	High Point	52 53
												252	H	High Point	79 53
												256	A	Clemson	63 47
												261	A	Saint Francis (PA)	74 106
												268	A	Campbell	52 73
												268	H	Campbell	70 83
												294	A	Charleston So.	73 62
												294	H	Charleston So.	61 40
												308	H	Wofford	83 69
												311	A	Longwood	76 84
												311	H	Longwood	48 56
												327	A	Winthrop	43 52
												327	H	Winthrop	76 59
LAST 12 Division I GAMES:															
327	H	Winthrop	76 59	327	A	Winthrop	43 52	311	A	Longwood	76 84				
311	A	Longwood	76 84	252	H	High Point	79 53	311	H	Longwood	48 56				
206	H	Gardner-Webb	51 61	131	A	UNC Asheville	69 77	327	A	Winthrop	43 52				
208	H	Presbyterian	60 47	172	H	Radford	36 49	327	H	Winthrop	76 59				
128	A	Liberty	58 51	268	A	Campbell	52 73								
294	H	Charleston So.	61 40	208	A	Presbyterian	42 66								

Non-Div I Games: Allen 86 45 Warren Wilson 100 49 Mid-Atlantic Christ105 15

Coastal Caro.

Loss, Non-Conf, S Site, H Home A Away N Neutral

Average RPI Win:	247	WON-LOST	WINNING	LAST 10	STRENGTH OF	OPP. STRENGTH	TEAM	ADJ.	CONF.	ADJ CONF.
Average RPI Loss:	111	RECORD	PCT. RANK	GAMES	SCHEDULE	OF SCHEDULE	RPI	RPI	RPI	RPI
DIV. I ONLY	10- 19	259	2- 8	117	159	227	227	13	13	
DIV. I NON-CONF.	5- 6	180	0- 0	113	247	176	176	11	11	
TOTALS	RPI 1-25	RPI 26-50	W-L RECORDS	RPI 51-100	RPI 101-150	RPI 150+				
10- 19	0- 1	0- 3	OVERALL	1- 6	0- 2	9- 7				
7- 8	0- 1	0- 2	HOME	1- 2	0- 0	6- 3				
3- 11	0- 0	0- 1	AWAY	0- 4	0- 2	3- 4				
0- 0	0- 0	0- 0	NEUTRAL	0- 0	0- 0	0- 0				
5- 6	0- 1	0- 1	NON-CONFERENCE	0- 1	0- 2	5- 1				
4- 2	0- 1	0- 1	HOME	0- 0	0- 0	4- 0				
1- 4	0- 0	0- 0	AWAY	0- 1	0- 2	1- 1				
0- 0	0- 0	0- 0	NEUTRAL	0- 0	0- 0	0- 0				
5- 13	0- 0	0- 2	CONFERENCE	1- 5	0- 0	4- 6				
3- 6	0- 0	0- 1	HOME	1- 2	0- 0	2- 3				
2- 7	0- 0	0- 1	AWAY	0- 3	0- 0	2- 3				
0- 0	0- 0	0- 0	NEUTRAL	0- 0	0- 0	0- 0				

RPI 1-25				RPI 26-50				RPI 51-100				RPI 101+				Team's RPI: 227	
RPI	S	Opponent	Score	RPI	S	Opponent	Score	RPI	S	Opponent	Score	RPI	S	Opponent	Score		
14	H	Louisville	67 71	34	A	James Madison	61 83	65	A	Hofstra	54 66	112	A	Mercer	58 66		
				34	H	James Madison	46 76	65	H	Hofstra	58 62	121	A	Virginia Tech	47 81		
				35	H	Western Ky.	44 78	77	A	Charlotte	61 89	155	A	Boise St.	38 61		
								80	A	Drexel	54 66	159	A	Northeastern	66 78		
								80	H	Drexel	49 46	159	H	Northeastern	49 52		
								89	A	Elon	41 52	162	A	Delaware	55 72		
								89	H	Elon	38 54	162	H	Delaware	47 63		
												188	A	Weber St.	50 42		
												203	A	William & Mary	55 51		
												203	H	William & Mary	40 66		
												262	H	Appalachian St.	60 50		
												270	A	UNCW	64 53		
												270	H	UNCW	68 24		
												285	H	Houston	55 48		
												294	H	Charleston So.	81 66		
												295	A	Towson	51 62		
												295	H	Towson	67 55		
												327	H	Winthrop	77 63		
LAST 12 Division I GAMES:																	
				34	H	James Madison	46 76	295	A	Towson	51 62						
				270	H	UNCW	68 24	162	A	Delaware	55 72						
				65	A	Hofstra	54 66	80	H	Drexel	49 46						
				159	A	Northeastern	66 78	159	H	Northeastern	49 52						
				203	H	William & Mary	40 66	295	H	Towson	67 55						
				89	H	Elon	38 54	203	A	William & Mary	55 51						

Non-Div I Games:

Col. of Charleston

Loss, Non-Conf, S Site, H Home A Away N Neutral

Average RPI Win: <b>300</b>	WON-LOST	WINNING	LAST 10	STRENGTH OF	OPP. STRENGTH	TEAM	ADJ.	CONF.	ADJ CONF.
Average RPI Loss: <b>176</b>	RECORD	PCT. RANK	GAMES	SCHEDULE	OF SCHEDULE	RPI	RPI	RPI	RPI
DIV. I ONLY	7- 23	301	3- 7	183	287	293	293	26	26
DIV. I NON-CONF.	2- 8	290	0- 0	121	146	254	254	27	27
TOTALS	RPI 1-25	RPI 26-50	W-L RECORDS	RPI 51-100	RPI 101-150	RPI 150+			
7- 23	0- 1	0- 2	OVERALL	0- 5	0- 1	7- 14			
4- 11	0- 1	0- 1	HOME	0- 2	0- 1	4- 6			
3- 12	0- 0	0- 1	AWAY	0- 3	0- 0	3- 8			
0- 0	0- 0	0- 0	NEUTRAL	0- 0	0- 0	0- 0			
2- 8	0- 1	0- 2	NON-CONFERENCE	0- 0	0- 1	2- 4			
1- 4	0- 1	0- 1	HOME	0- 0	0- 1	1- 1			
1- 4	0- 0	0- 1	AWAY	0- 0	0- 0	1- 3			
0- 0	0- 0	0- 0	NEUTRAL	0- 0	0- 0	0- 0			
5- 15	0- 0	0- 0	CONFERENCE	0- 5	0- 0	5- 10			
3- 7	0- 0	0- 0	HOME	0- 2	0- 0	3- 5			
2- 8	0- 0	0- 0	AWAY	0- 3	0- 0	2- 5			
0- 0	0- 0	0- 0	NEUTRAL	0- 0	0- 0	0- 0			

RPI 1-25				RPI 26-50				RPI 51-100				RPI 101+ Team's RPI: 293			
RPI	S	Opponent	Score	RPI	S	Opponent	Score	RPI	S	Opponent	Score	RPI	S	Opponent	Score
3	H	UConn	50 <b>94</b>	29	A	DePaul	46 <b>96</b>	69	A	Army West Point	55 <b>67</b>	113	H	Gonzaga	50 <b>80</b>
				36	H	St. Bonaventure	38 <b>62</b>	69	A	Army West Point	62 <b>89</b>	171	A	Cornell	60 <b>73</b>
								69	H	Army West Point	55 <b>78</b>	216	A	Lehigh	74 <b>83</b>
								90	A	Bucknell	60 <b>79</b>	216	H	Lehigh	82 <b>72</b>
								90	H	Bucknell	51 <b>71</b>	219	A	Binghamton	56 <b>63</b>
												222	A	Loyola Maryland	38 <b>55</b>
												222	H	Loyola Maryland	49 <b>65</b>
												229	H	Siena	52 <b>50</b>
												236	A	Navy	41 <b>51</b>
												236	H	Navy	58 <b>62</b>
												246	H	Monmouth	80 <b>86</b>
												254	A	Holy Cross	61 <b>70</b>
												254	H	Holy Cross	71 <b>80</b>
												274	A	American	56 <b>64</b>
												274	H	American	37 <b>49</b>
												319	A	Kent St.	71 <b>76</b>
												322	A	LIU Brooklyn	63 <b>53</b>
												329	A	Lafayette	72 <b>59</b>
												329	H	Lafayette	70 <b>55</b>
												329	H	Lafayette	80 <b>68</b>
												343	A	Boston U.	72 <b>63</b>
												343	H	Boston U.	58 <b>71</b>
LAST 12 Division I GAMES:															
				69	A	Army West Point	62 <b>89</b>	343	H	Boston U.	58 <b>71</b>				
				329	H	Lafayette	80 <b>68</b>	90	A	Bucknell	60 <b>79</b>				
				216	H	Lehigh	82 <b>72</b>	69	H	Army West Point	55 <b>78</b>				
				329	H	Lafayette	70 <b>55</b>	236	H	Navy	58 <b>62</b>				
				216	A	Lehigh	74 <b>83</b>	254	A	Holy Cross	61 <b>70</b>				
				222	A	Loyola Maryland	38 <b>55</b>	274	A	American	56 <b>64</b>				

Non-Div I Games:

Colgate

■ Loss, 
 ■ Non-Conf, 
 ■ S Site, 
 ■ H Home 
 ■ A Away 
 N Neutral

Colorado

Through Games Of March 8, 2016

Average RPI Win:	186	WON-LOST	WINNING	LAST 10	STRENGTH OF	OPP. STRENGTH	TEAM	ADJ.	CONF.	ADJ CONF.
Average RPI Loss:	61	RECORD	PCT. RANK	GAMES	SCHEDULE	OF SCHEDULE	RPI	RPI	RPI	RPI
DIV. I ONLY	7- 23	301	2- 8	17	28	202	202	1	1	
DIV. I NON-CONF.	5- 6	180	0- 0	61	193	161	161	1	1	
TOTALS	RPI 1-25	RPI 26-50	W-L RECORDS	RPI 51-100	RPI 101-150	RPI 150+				
7- 23	0- 8	0- 5	OVERALL	2- 7	0- 2	5- 1				
7- 9	0- 4	0- 2	HOME	2- 3	0- 0	5- 0				
0- 13	0- 4	0- 2	AWAY	0- 4	0- 2	0- 1				
0- 1	0- 0	0- 1	NEUTRAL	0- 0	0- 0	0- 0				
5- 6	0- 2	0- 2	NON-CONFERENCE	0- 0	0- 1	5- 1				
5- 2	0- 1	0- 1	HOME	0- 0	0- 0	5- 0				
0- 4	0- 1	0- 1	AWAY	0- 0	0- 1	0- 1				
0- 0	0- 0	0- 0	NEUTRAL	0- 0	0- 0	0- 0				
2- 17	0- 6	0- 3	CONFERENCE	2- 7	0- 1	0- 0				
2- 7	0- 3	0- 1	HOME	2- 3	0- 0	0- 0				
0- 9	0- 3	0- 1	AWAY	0- 4	0- 1	0- 0				
0- 1	0- 0	0- 1	NEUTRAL	0- 0	0- 0	0- 0				

RPI 1-25				RPI 26-50				RPI 51-100				RPI 101+ Team's RPI: 202			
RPI	S	Opponent	Score	RPI	S	Opponent	Score	RPI	S	Opponent	Score	RPI	S	Opponent	Score
5	A	Oregon St.	50 73	33	A	Washington	47 68	55	H	Southern California	66 63	122	A	Arizona	52 63
5	H	Oregon St.	47 61	33	H	Washington	74 76	84	A	Oregon	70 77	126	A	Long Beach St.	42 59
9	H	UCLA	64 82	33	N	Washington	51 67	84	H	Oregon	46 59	182	H	Northern Colo.	63 41
10	A	Stanford	56 71	44	H	Missouri	75 79	85	A	California	35 64	208	H	Presbyterian	72 60
10	H	Stanford	49 80	45	A	Colorado St.	63 64	85	H	California	78 57	221	H	Massachusetts	90 63
11	A	Arizona St.	37 64					88	A	Utah	55 71	241	H	Loyola Marymount	92 81
12	A	Kentucky	61 86					88	H	Utah	68 76	255	A	Wyoming	68 77
25	H	Florida	61 83					96	A	Washington St.	70 83	310	H	Northern Ariz.	90 66
								96	H	Washington St.	66 74				
LAST 12 Division I GAMES:															
33	N	Washington	51 67	5	A	Oregon St.	50 73								
33	A	Washington	47 68	88	H	Utah	68 76								
96	A	Washington St.	70 83	88	A	Utah	55 71								
85	H	California	78 57	55	H	Southern California	66 63								
10	H	Stanford	49 80	9	H	UCLA	64 82								
84	A	Oregon	70 77	5	H	Oregon St.	47 61								

Non-Div I Games:

Colorado

Loss, Non-Conf, S Site, H Home A Away N Neutral

Colorado St.				Through Games Of March 07, 2010						
Average RPI Win:	224	WON-LOST	WINNING	LAST 10	STRENGTH OF	OPP. STRENGTH	TEAM	ADJ.	CONF.	ADJ CONF.
Average RPI Loss:	28	RECORD	PCT. RANK	GAMES	SCHEDULE	OF SCHEDULE	RPI	RPI	RPI	RPI
DIV. I ONLY	27- 1	5	10- 0	289	197	45	45	19	19	
DIV. I NON-CONF.	8- 1	23	0- 0	222	159	48	48	20	20	
TOTALS	RPI 1-25	RPI 26-50	W-L RECORDS	RPI 51-100	RPI 101-150	RPI 150+				
27- 1	1- 0	0- 1	OVERALL	0- 0	1- 0	25- 0				
13- 0	1- 0	0- 0	HOME	0- 0	1- 0	11- 0				
12- 1	0- 0	0- 1	AWAY	0- 0	0- 0	12- 0				
2- 0	0- 0	0- 0	NEUTRAL	0- 0	0- 0	2- 0				
8- 1	1- 0	0- 1	NON-CONFERENCE	0- 0	0- 0	7- 0				
4- 0	1- 0	0- 0	HOME	0- 0	0- 0	3- 0				
3- 1	0- 0	0- 1	AWAY	0- 0	0- 0	3- 0				
1- 0	0- 0	0- 0	NEUTRAL	0- 0	0- 0	1- 0				
19- 0	0- 0	0- 0	CONFERENCE	0- 0	1- 0	18- 0				
9- 0	0- 0	0- 0	HOME	0- 0	1- 0	8- 0				
9- 0	0- 0	0- 0	AWAY	0- 0	0- 0	9- 0				
1- 0	0- 0	0- 0	NEUTRAL	0- 0	0- 0	1- 0				

[illegible]

Non-Div I Games:	Okla. Panhandle	90	45	Western St.	84	42
------------------	-----------------	----	----	-------------	----	----

Colorado St.

■ Loss, ■ Non-Conf, S Site, H Home A Away N Neutral

Average RPI Win:	270	WON-LOST	WINNING	LAST 10	STRENGTH OF	OPP. STRENGTH	TEAM	ADJ.	CONF.	ADJ CONF.
Average RPI Loss:	126	RECORD	PCT. RANK	GAMES	SCHEDULE	OF SCHEDULE	RPI	RPI	RPI	RPI
DIV. I ONLY	11- 17	237	1- 9	213	184	249	249	10	10	
DIV. I NON-CONF.	10- 4	86	0- 0	317	320	163	163	12	12	
TOTALS	RPI 1-25	RPI 26-50	W-L RECORDS	RPI 51-100	RPI 101-150	RPI 150+				
11- 17	0- 1	0- 4	OVERALL	0- 2	0- 1	11- 9				
7- 7	0- 0	0- 2	HOME	0- 1	0- 0	7- 4				
4- 9	0- 1	0- 2	AWAY	0- 1	0- 0	4- 5				
0- 1	0- 0	0- 0	NEUTRAL	0- 0	0- 1	0- 0				
10- 4	0- 1	0- 0	NON-CONFERENCE	0- 0	0- 1	10- 2				
6- 1	0- 0	0- 0	HOME	0- 0	0- 0	6- 1				
4- 2	0- 1	0- 0	AWAY	0- 0	0- 0	4- 1				
0- 1	0- 0	0- 0	NEUTRAL	0- 0	0- 1	0- 0				
1- 13	0- 0	0- 4	CONFERENCE	0- 2	0- 0	1- 7				
1- 6	0- 0	0- 2	HOME	0- 1	0- 0	1- 3				
0- 7	0- 0	0- 2	AWAY	0- 1	0- 0	0- 4				
0- 0	0- 0	0- 0	NEUTRAL	0- 0	0- 0	0- 0				

RPI 1-25				RPI 26-50				RPI 51-100				RPI 101+ Team's RPI: 249			
RPI	S	Opponent	Score	RPI	S	Opponent	Score	RPI	S	Opponent	Score	RPI	S	Opponent	Score
11	A	Arizona St.	49 70	28	A	Penn	51 71	93	A	Harvard	54 84	106	N	Toledo	75 88
				28	H	Penn	42 60	93	H	Harvard	66 69	156	H	Stony Brook	71 79
				39	A	Princeton	54 86					157	A	Yale	49 67
				39	H	Princeton	48 77					157	H	Yale	77 71
												171	A	Cornell	73 84
												171	H	Cornell	59 66
												185	A	UMBC	70 68
												207	A	Brown	64 91
												207	H	Brown	63 73
												213	A	Rhode Island	56 57
												214	A	Dartmouth	53 63
												214	H	Dartmouth	73 76
												219	H	Binghamton	71 64
												222	H	Loyola Maryland	63 53
												261	H	Saint Francis (PA)	82 78
												278	H	Vermont	73 56
												314	A	Fairleigh Dickinson	87 83
												320	A	UMass Lowell	67 57
												322	A	LIU Brooklyn	84 74
												342	H	NJIT	72 52
												345	H	Wagner	67 48
LAST 12 Division I GAMES:															
157	A	Yale	49 67	39	A	Princeton	54 86								
207	A	Brown	64 91	28	A	Penn	51 71								
28	H	Penn	42 60	207	H	Brown	63 73								
39	H	Princeton	48 77	157	H	Yale	77 71								
214	A	Dartmouth	53 63	93	H	Harvard	66 69								
93	A	Harvard	54 84	214	H	Dartmouth	73 76								

Non-Div I Games: Central Penn 102 18

Columbia

■ Loss, 
 ■ Non-Conf, S Site, 
 ■ Home 
 ■ Away 
 N Neutral

Average RPI Win:	304	WON-LOST	WINNING	LAST 10	STRENGTH OF	OPP. STRENGTH	TEAM	ADJ.	CONF.	ADJ CONF.
Average RPI Loss:	166	RECORD	PCT. RANK	GAMES	SCHEDULE	OF SCHEDULE	RPI	RPI	RPI	RPI
DIV. I ONLY	14- 14	165	6- 4	329	309	245	245	32	32	
DIV. I NON-CONF.	3- 8	258	0- 0	111	71	198	198	30	30	
TOTALS	RPI 1-25	RPI 26-50	W-L RECORDS	RPI 51-100	RPI 101-150	RPI 150+				
14- 14	0- 2	0- 1	OVERALL	0- 2	0- 2	14- 7				
8- 2	0- 0	0- 0	HOME	0- 0	0- 0	8- 2				
4- 11	0- 2	0- 1	AWAY	0- 1	0- 2	4- 5				
2- 1	0- 0	0- 0	NEUTRAL	0- 1	0- 0	2- 0				
3- 8	0- 2	0- 1	NON-CONFERENCE	0- 2	0- 2	3- 1				
1- 1	0- 0	0- 0	HOME	0- 0	0- 0	1- 1				
1- 6	0- 2	0- 1	AWAY	0- 1	0- 2	1- 0				
1- 1	0- 0	0- 0	NEUTRAL	0- 1	0- 0	1- 0				
11- 6	0- 0	0- 0	CONFERENCE	0- 0	0- 0	11- 6				
7- 1	0- 0	0- 0	HOME	0- 0	0- 0	7- 1				
3- 5	0- 0	0- 0	AWAY	0- 0	0- 0	3- 5				
1- 0	0- 0	0- 0	NEUTRAL	0- 0	0- 0	1- 0				

RPI 1-25				RPI 26-50				RPI 51-100				RPI 101+ Team's RPI: 245			
RPI	S	Opponent	Score	RPI	S	Opponent	Score	RPI	S	Opponent	Score	RPI	S	Opponent	Score
13	A	Syracuse	56 88	26	A	Miami (FL)	59 78	59	N	Auburn	54 69	109	A	Virginia	40 75
22	A	West Virginia	64 96					71	A	VCU	42 73	121	A	Virginia Tech	39 72
												185	H	UMBC	61 68
												204	H	Hampton	68 64
												218	H	N.C. A&T	65 59
												242	A	Bethune-Cookman	56 69
												253	A	Morgan St.	51 72
												253	H	Morgan St.	82 38
												281	H	UMES	61 54
												288	A	Florida A&M	73 79
												295	A	Towson	81 69
												299	A	Savannah St.	55 57
												303	A	South Carolina St.	63 67
												317	H	Mt. St. Mary's	66 55
												322	A	Delaware St.	54 49
												322	H	Delaware St.	84 79
												328	A	Howard	83 67
												328	H	Howard	69 71
												329	N	Lafayette	64 57
												347	A	Norfolk St.	56 47
												347	H	Norfolk St.	69 44
												347	N	Norfolk St.	78 54
												348	H	N.C. Central	63 46
LAST 12 Division I GAMES:															
				347	N	Norfolk St.	78 54	328	H	Howard	69 71				
				322	A	Delaware St.	54 49	299	A	Savannah St.	55 57				
				253	H	Morgan St.	82 38	303	A	South Carolina St.	63 67				
				347	A	Norfolk St.	56 47	253	A	Morgan St.	51 72				
				204	H	Hampton	68 64	281	H	UMES	61 54				
				322	H	Delaware St.	84 79	348	H	N.C. Central	63 46				

Non-Div I Games: Bowie St.

63 64

Coppin St.

Loss, 
Non-Conf, 
S Site, 
H Home
A Away 
N Neutral

Average RPI Win: <b>233</b>	WON-LOST	WINNING	LAST 10	STRENGTH OF	OPP. STRENGTH	TEAM	ADJ.	CONF.	ADJ CONF.
Average RPI Loss: <b>132</b>	RECORD	PCT. RANK	GAMES	SCHEDULE	OF SCHEDULE	RPI	RPI	RPI	RPI
DIV. I ONLY	<b>14- 14</b>	<b>165</b>	<b>3- 7</b>	<b>175</b>	<b>175</b>	<b>171</b>	<b>171</b>	<b>10</b>	<b>10</b>
DIV. I NON-CONF.	<b>8- 6</b>	<b>136</b>	<b>0- 0</b>	<b>294</b>	<b>301</b>	<b>203</b>	<b>203</b>	<b>12</b>	<b>12</b>
TOTALS	RPI 1-25	RPI 26-50	W-L RECORDS	RPI 51-100	RPI 101-150	RPI 150+			
14- 14	0- 1	1- 3	OVERALL	0- 2	0- 2	13- 6			
11- 3	0- 0	1- 1	HOME	0- 1	0- 0	10- 1			
3- 11	0- 1	0- 2	AWAY	0- 1	0- 2	3- 5			
0- 0	0- 0	0- 0	NEUTRAL	0- 0	0- 0	0- 0			
8- 6	0- 1	0- 0	NON-CONFERENCE	0- 0	0- 2	8- 3			
6- 1	0- 0	0- 0	HOME	0- 0	0- 0	6- 1			
2- 5	0- 1	0- 0	AWAY	0- 0	0- 2	2- 2			
0- 0	0- 0	0- 0	NEUTRAL	0- 0	0- 0	0- 0			
6- 8	0- 0	1- 3	CONFERENCE	0- 2	0- 0	5- 3			
5- 2	0- 0	1- 1	HOME	0- 1	0- 0	4- 0			
1- 6	0- 0	0- 2	AWAY	0- 1	0- 0	1- 3			
0- 0	0- 0	0- 0	NEUTRAL	0- 0	0- 0	0- 0			

RPI 1-25				RPI 26-50				RPI 51-100				RPI 101+ Team's RPI: 171			
RPI	S	Opponent	Score	RPI	S	Opponent	Score	RPI	S	Opponent	Score	RPI	S	Opponent	Score
10	A	Stanford	38 <b>93</b>	28	A	Penn	50 <b>65</b>	93	A	Harvard	63 <b>68</b>	130	A	Buffalo	41 <b>59</b>
				28	H	Penn	51 46	93	H	Harvard	56 <b>65</b>	132	A	Marshall	47 <b>73</b>
				39	A	Princeton	51 <b>71</b>					156	H	Stony Brook	49 <b>58</b>
				39	H	Princeton	57 <b>94</b>					157	A	Yale	38 <b>56</b>
												157	H	Yale	74 63
												200	H	Fairfield	59 35
												207	A	Brown	69 <b>91</b>
												207	H	Brown	85 70
												214	A	Dartmouth	52 <b>60</b>
												214	H	Dartmouth	71 58
												217	A	Hartford	50 <b>53</b>
												219	H	Binghamton	64 57
												224	A	Bryant	70 62
												249	A	Columbia	66 59
												249	H	Columbia	84 73
												261	H	Saint Francis (PA)	75 69
												293	H	Colgate	73 60
												295	H	Towson	88 60
												322	H	Delaware St.	71 62
												328	A	Howard	74 <b>76</b>
												338	A	Cal St. Fullerton	59 47
LAST 12 Division I GAMES:															
207	A	Brown	69 <b>91</b>	28	A	Penn	50 <b>65</b>								
157	A	Yale	38 <b>56</b>	39	A	Princeton	51 <b>71</b>								
39	H	Princeton	57 <b>94</b>	157	H	Yale	74 63								
28	H	Penn	51 46	207	H	Brown	85 70								
93	A	Harvard	63 <b>68</b>	214	H	Dartmouth	71 58								
214	A	Dartmouth	52 <b>60</b>	93	H	Harvard	56 <b>65</b>								

Non-Div I Games:

Cornell

■ Loss, 
 ■ Non-Conf, S Site, 
 ■ Home 
 ■ Away 
 N Neutral



Creighton

Through Games Of March 8, 2016

Average RPI Win:	148	WON-LOST	WINNING	LAST 10	STRENGTH OF	OPP. STRENGTH	TEAM	ADJ.	CONF.	ADJ CONF.
Average RPI Loss:	95	RECORD	PCT. RANK	GAMES	SCHEDULE	OF SCHEDULE	RPI	RPI	RPI	RPI
DIV. I ONLY	17- 17	165	5- 5	80	73	114	114	6	6	
DIV. I NON-CONF.	6- 6	160	0- 0	120	106	136	136	6	6	
TOTALS	RPI 1-25	RPI 26-50	W-L RECORDS	RPI 51-100	RPI 101-150	RPI 150+				
17- 17	0- 0	2- 6	OVERALL	5- 6	1- 2	9- 3				
8- 5	0- 0	0- 3	HOME	3- 1	0- 1	5- 0				
4- 10	0- 0	1- 2	AWAY	1- 4	0- 1	2- 3				
5- 2	0- 0	1- 1	NEUTRAL	1- 1	1- 0	2- 0				
6- 6	0- 0	0- 0	NON-CONFERENCE	1- 5	1- 0	4- 1				
3- 1	0- 0	0- 0	HOME	1- 1	0- 0	2- 0				
1- 4	0- 0	0- 0	AWAY	0- 3	0- 0	1- 1				
2- 1	0- 0	0- 0	NEUTRAL	0- 1	1- 0	1- 0				
11- 11	0- 0	2- 6	CONFERENCE	4- 1	0- 2	5- 2				
5- 4	0- 0	0- 3	HOME	2- 0	0- 1	3- 0				
3- 6	0- 0	1- 2	AWAY	1- 1	0- 1	1- 2				
3- 1	0- 0	1- 1	NEUTRAL	1- 0	0- 0	1- 0				

RPI S	Opponent	Score	RPI S	Opponent	Score	RPI S	Opponent	Score	RPI S	Opponent	Score	Team's RPI: 114
29	A DePaul	63 81	29	H DePaul	52 78	51	H South Dakota St.	51 53	102	A Georgetown	57 69	
41	A Seton Hall	71 77	41	H Seton Hall	82 86	56	A Villanova	65 62	102	H Georgetown	44 57	
41	N Seton Hall	77 56	41	N Seton Hall	77 56	56	H Villanova	53 48	145	N East Carolina	91 66	
42	A St. John's (NY)	64 57	42	A St. John's (NY)	55 66	56	N Villanova	57 48	160	H Marist	89 46	
42	N St. John's (NY)	37 50	42	N St. John's (NY)	37 50	88	A Utah	58 74	169	A Xavier	55 57	
						94	A Nebraska	63 65	169	H Xavier	74 47	
						95	H UNI	69 61	179	N Eastern Wash.	66 60	
						98	A Drake	72 81	180	A Butler	52 42	
						99	N Northwestern	52 75	180	H Butler	77 49	
						100	A Marquette	72 79	220	A Kansas	54 67	
						100	H Marquette	83 81	238	A Omaha	69 46	
									266	A Providence	59 61	
									266	H Providence	72 48	
									266	N Providence	70 53	
									291	H Wichita St.	79 54	
LAST 12 Division I GAMES:												
42	N St. John's (NY)	37 50	29	H DePaul	52 78							
41	N Seton Hall	77 56	100	H Marquette	83 81							
56	N Villanova	57 48	266	A Providence	59 61							
266	N Providence	70 53	169	A Xavier	55 57							
42	A St. John's (NY)	64 57	180	A Butler	52 42							
41	A Seton Hall	71 77	102	H Georgetown	44 57							

Non-Div I Games:

Creighton

Loss, Non-Conf, S Site, H Home A Away N Neutral

Average RPI Win: <b>232</b>	WON-LOST	WINNING	LAST 10	STRENGTH OF	OPP. STRENGTH	TEAM	ADJ.	CONF.	ADJ CONF.
Average RPI Loss: <b>138</b>	RECORD	PCT. RANK	GAMES	SCHEDULE	OF SCHEDULE	RPI	RPI	RPI	RPI
DIV. I ONLY	<b>12- 18</b>	<b>231</b>	<b>5- 5</b>	<b>171</b>	<b>167</b>	<b>214</b>	<b>214</b>	<b>10</b>	<b>10</b>
DIV. I NON-CONF.	<b>5- 11</b>	<b>244</b>	<b>0- 0</b>	<b>299</b>	<b>278</b>	<b>291</b>	<b>291</b>	<b>12</b>	<b>12</b>
TOTALS	RPI 1-25	RPI 26-50	W-L RECORDS	RPI 51-100	RPI 101-150	RPI 150+			
12- 18	0- 1	0- 4	OVERALL	1- 3	0- 1	11- 9			
5- 9	0- 0	0- 2	HOME	0- 2	0- 0	5- 5			
7- 7	0- 1	0- 2	AWAY	1- 1	0- 0	6- 3			
0- 2	0- 0	0- 0	NEUTRAL	0- 0	0- 1	0- 1			
5- 11	0- 1	0- 0	NON-CONFERENCE	0- 2	0- 1	5- 7			
2- 5	0- 0	0- 0	HOME	0- 1	0- 0	2- 4			
3- 4	0- 1	0- 0	AWAY	0- 1	0- 0	3- 2			
0- 2	0- 0	0- 0	NEUTRAL	0- 0	0- 1	0- 1			
7- 7	0- 0	0- 4	CONFERENCE	1- 1	0- 0	6- 2			
3- 4	0- 0	0- 2	HOME	0- 1	0- 0	3- 1			
4- 3	0- 0	0- 2	AWAY	1- 0	0- 0	3- 1			
0- 0	0- 0	0- 0	NEUTRAL	0- 0	0- 0	0- 0			

RPI 1-25				RPI 26-50				RPI 51-100				RPI 101+ Team's RPI: 214			
RPI	S	Opponent	Score	RPI	S	Opponent	Score	RPI	S	Opponent	Score	RPI	S	Opponent	Score
14	A	Louisville	52 94	28	A	Penn	50 65	63	H	Maine	41 59	144	N	McNeese St.	56 78
				28	H	Penn	41 56	80	A	Drexel	53 69	152	N	Jacksonville	44 51
				39	A	Princeton	42 68	93	A	Harvard	70 64	157	A	Yale	68 63
				39	H	Princeton	48 85	93	H	Harvard	43 56	157	H	Yale	62 65
												171	A	Cornell	58 71
												171	H	Cornell	60 52
												205	A	Oakland	60 78
												207	A	Brown	63 50
												207	H	Brown	60 56
												213	H	Rhode Island	41 57
												217	A	Hartford	43 36
												232	H	New Hampshire	57 61
												249	A	Columbia	76 73
												249	H	Columbia	63 53
												254	A	Holy Cross	60 54
												274	H	American	41 45
												276	A	Central Conn. St.	55 59
												278	H	Vermont	54 56
												290	H	Niagara	60 47
												342	A	NJIT	46 39
												343	H	Boston U.	72 52
LAST 12 Division I GAMES:															
				39	A	Princeton	42 68					207	A	Brown	63 50
				28	A	Penn	50 65					157	A	Yale	68 63
				157	H	Yale	62 65					28	H	Penn	41 56
				207	H	Brown	60 56					39	H	Princeton	48 85
				249	H	Columbia	63 53					171	A	Cornell	58 71
				171	H	Cornell	60 52					249	A	Columbia	76 73

Non-Div I Games:

Dartmouth

■ Loss, 
■ Non-Conf, 
■ S Site, 
■ H Home 
■ A Away 
N Neutral

## Davidson

Through Games Of March 8, 2016

Average RPI Win:	225	WON-LOST	WINNING	LAST 10	STRENGTH OF	OPP. STRENGTH	TEAM	ADJ.	CONF.	ADJ CONF.
Average RPI Loss:	100	RECORD	PCT. RANK	GAMES	SCHEDULE	OF SCHEDULE	RPI	RPI	RPI	RPI
DIV. I ONLY	11- 19	248	2- 8	111	102	189	189	7	7	
DIV. I NON-CONF.	6- 7	176	0- 0	202	168	179	179	8	8	
TOTALS	RPI 1-25	RPI 26-50	W-L RECORDS	RPI 51-100	RPI 101-150	RPI 150+				
11- 19	0- 3	0- 3	OVERALL	1- 5	0- 2	10- 6				
4- 9	0- 3	0- 1	HOME	0- 3	0- 0	4- 2				
6- 9	0- 0	0- 2	AWAY	1- 2	0- 2	5- 3				
1- 1	0- 0	0- 0	NEUTRAL	0- 0	0- 0	1- 1				
6- 7	0- 1	0- 2	NON-CONFERENCE	0- 1	0- 1	6- 2				
2- 3	0- 1	0- 0	HOME	0- 1	0- 0	2- 1				
3- 4	0- 0	0- 2	AWAY	0- 0	0- 1	3- 1				
1- 0	0- 0	0- 0	NEUTRAL	0- 0	0- 0	1- 0				
5- 12	0- 2	0- 1	CONFERENCE	1- 4	0- 1	4- 4				
2- 6	0- 2	0- 1	HOME	0- 2	0- 0	2- 1				
3- 5	0- 0	0- 0	AWAY	1- 2	0- 1	2- 2				
0- 1	0- 0	0- 0	NEUTRAL	0- 0	0- 0	0- 1				

RPI	S	Opponent	Score	RPI	S	Opponent	Score	RPI	S	Opponent	Score	RPI	S	Opponent	Score	Team's RPI: 189
17	H	Michigan St.	44 73	34	A	James Madison	45 87	53	A	Saint Louis	51 88	116	A	Saint Joseph's	54 87	
18	H	Duquesne	62 77	36	H	St. Bonaventure	47 59	53	H	Saint Louis	50 79	138	A	Wake Forest	58 77	
22	H	George Washington	60 79	49	A	North Carolina St.	42 58	71	A	VCU	56 50	161	A	Fordham	40 51	
								71	H	VCU	59 74	161	H	Fordham	69 51	
								77	H	Charlotte	88 99	165	H	ETSU	58 65	
								83	A	Dayton	66 77	168	H	George Mason	68 63	
												172	A	Radford	68 79	
												198	A	Richmond	67 59	
												198	N	Richmond	51 70	
												213	A	Rhode Island	62 78	
												215	A	Furman	69 51	
												221	H	Massachusetts	62 66	
												252	A	High Point	62 60	
												258	N	Bowling Green	60 56	
												270	A	UNCW	77 50	
												280	A	La Salle	66 58	
												298	H	Western Caro.	64 51	
												303	H	South Carolina St.	63 51	
LAST 12 Division I GAMES:																
198	N	Richmond	51 70	18	H	Duquesne	62 77									
71	H	VCU	59 74	168	H	George Mason	68 63									
116	A	Saint Joseph's	54 87	83	A	Dayton	66 77									
221	H	Massachusetts	62 66	22	H	George Washington	60 79									
53	A	Saint Louis	51 88	213	A	Rhode Island	62 78									
198	A	Richmond	67 59	161	H	Fordham	69 51									

Non-Div I Games:

Davidson

■ Loss, 
 ■ Non-Conf, 
 ■ S Site, 
 ■ H Home 
 ■ A Away 
 N Neutral



Average RPI Win: <b>140</b>	WON-LOST	WINNING	LAST 10	STRENGTH OF	OPP. STRENGTH	TEAM	ADJ.	CONF.	ADJ CONF.
Average RPI Loss: <b>46</b>	RECORD	PCT. RANK	GAMES	SCHEDULE	OF SCHEDULE	RPI	RPI	RPI	RPI
DIV. I ONLY	25- 8	47	9- 1	36	67	29	29	6	6
DIV. I NON-CONF.	8- 5	120	0- 0	14	30	47	47	6	6
TOTALS	RPI 1-25	RPI 26-50	W-L RECORDS	RPI 51-100	RPI 101-150	RPI 150+			
25- 8	1- 3	5- 2	OVERALL	4- 2	5- 0	10- 1			
14- 5	0- 1	3- 2	HOME	1- 1	3- 0	7- 1			
11- 3	1- 2	2- 0	AWAY	3- 1	2- 0	3- 0			
0- 0	0- 0	0- 0	NEUTRAL	0- 0	0- 0	0- 0			
8- 5	1- 3	2- 0	NON-CONFERENCE	1- 1	1- 0	3- 1			
6- 2	0- 1	2- 0	HOME	0- 0	1- 0	3- 1			
2- 3	1- 2	0- 0	AWAY	1- 1	0- 0	0- 0			
0- 0	0- 0	0- 0	NEUTRAL	0- 0	0- 0	0- 0			
17- 3	0- 0	3- 2	CONFERENCE	3- 1	4- 0	7- 0			
8- 3	0- 0	1- 2	HOME	1- 1	2- 0	4- 0			
9- 0	0- 0	2- 0	AWAY	2- 0	2- 0	3- 0			
0- 0	0- 0	0- 0	NEUTRAL	0- 0	0- 0	0- 0			

RPI 1-25				RPI 26-50				Team's RPI: 29				RPI 51-100				RPI 101+			
RPI	S	Opponent	Score	RPI	S	Opponent	Score	RPI	S	Opponent	Score	RPI	S	Opponent	Score	RPI	S	Opponent	Score
1	A	Notre Dame	90 95	36	H	St. Bonaventure	77 54	51	A	South Dakota St.	79 88	102	A	Georgetown	80 66				
2	A	Baylor	72 86	41	A	Seton Hall	86 74	56	A	Villanova	75 47	102	H	Georgetown	75 53				
3	H	UConn	70 86	41	H	Seton Hall	74 83	56	H	Villanova	60 64	114	A	Creighton	78 52				
19	A	Texas A&M	80 66	42	A	St. John's (NY)	71 61	99	A	Northwestern	77 64	114	H	Creighton	81 63				
				42	H	St. John's (NY)	66 75	100	A	Marquette	98 65	136	H	Southern Ill.	105 61				
				42	H	St. John's (NY)	77 71	100	H	Marquette	91 86	169	A	Xavier	70 53				
				46	H	Indiana	84 69					169	H	Xavier	82 52				
												173	H	Loyola Chicago	75 88				
												180	A	Butler	61 54				
												180	H	Butler	76 49				
												180	H	Butler	102 63				
												266	A	Providence	91 68				
												266	H	Providence	96 50				
												293	H	Colgate	96 46				
												316	H	Illinois St.	89 41				
												344	H	Chicago St.	88 42				
LAST 12 Division I GAMES:																			
				42	H	St. John's (NY)	66 75	169	H	Xavier	82 52								
				180	H	Butler	76 49	102	A	Georgetown	80 66								
				100	A	Marquette	98 65	56	A	Villanova	75 47								
				114	A	Creighton	78 52	42	H	St. John's (NY)	77 71								
				266	A	Providence	91 68	41	H	Seton Hall	74 83								
				180	H	Butler	102 63	266	H	Providence	96 50								

Non-Div I Games:

DePaul

■ Loss, 
 ■ Non-Conf, S Site, 
 ■ Home 
 ■ Away 
 N Neutral

Delaware

Through Games Of March 8, 2016

Average RPI Win:	231	WON-LOST	WINNING	LAST 10	STRENGTH OF	OPP. STRENGTH	TEAM	ADJ.	CONF.	ADJ CONF.
Average RPI Loss:	110	RECORD	PCT. RANK	GAMES	SCHEDULE	OF SCHEDULE	RPI	RPI	RPI	RPI
DIV. I ONLY	15- 14	160	5- 5	218	129	162	162	13	13	
DIV. I NON-CONF.	5- 6	180	0- 0	304	190	228	228	11	11	
TOTALS	RPI 1-25	RPI 26-50	W-L RECORDS	RPI 51-100	RPI 101-150	RPI 150+				
15- 14	0- 0	0- 2	OVERALL	1- 6	0- 2	14- 4				
8- 4	0- 0	0- 1	HOME	1- 2	0- 1	7- 0				
6- 9	0- 0	0- 1	AWAY	0- 4	0- 1	6- 3				
1- 1	0- 0	0- 0	NEUTRAL	0- 0	0- 0	1- 1				
5- 6	0- 0	0- 0	NON-CONFERENCE	0- 1	0- 2	5- 3				
2- 1	0- 0	0- 0	HOME	0- 0	0- 1	2- 0				
2- 4	0- 0	0- 0	AWAY	0- 1	0- 1	2- 2				
1- 1	0- 0	0- 0	NEUTRAL	0- 0	0- 0	1- 1				
10- 8	0- 0	0- 2	CONFERENCE	1- 5	0- 0	9- 1				
6- 3	0- 0	0- 1	HOME	1- 2	0- 0	5- 0				
4- 5	0- 0	0- 1	AWAY	0- 3	0- 0	4- 1				
0- 0	0- 0	0- 0	NEUTRAL	0- 0	0- 0	0- 0				

RPI S	Opponent	Score	RPI S	Opponent	Score	RPI S	Opponent	Score	RPI S	Opponent	Score	Team's RPI: 162
34	A James Madison	55 75	34	H James Madison	43 65	65	A Hofstra	49 58	102	A Georgetown	50 61	
						65	H Hofstra	54 47	145	H East Carolina	58 68	
						80	A Drexel	43 47	159	A Northeastern	54 57	
						80	H Drexel	53 54	159	H Northeastern	59 52	
						89	A Elon	45 62	160	A Marist	56 50	
						89	H Elon	64 66	161	A Fordham	55 48	
						90	A Bucknell	51 80	168	A George Mason	83 90	
									197	N Wisconsin	52 54	
									203	A William & Mary	69 53	
									203	H William & Mary	67 63	
									209	A Robert Morris	50 53	
									227	A Col. of Charleston	63 47	
									227	H Col. of Charleston	72 55	
									270	A UNCW	56 44	
									270	H UNCW	67 59	
									278	H Vermont	71 60	
									295	A Towson	66 62	
									295	H Towson	69 64	
									325	N North Dakota St.	62 50	
									329	H Lafayette	67 47	
LAST 12 Division I GAMES:												
34	H James Madison	43 65	227	H Col. of Charleston	72 55							
270	A UNCW	56 44	89	H Elon	64 66							
89	A Elon	45 62	295	A Towson	66 62							
65	H Hofstra	54 47	80	A Drexel	43 47							
159	A Northeastern	54 57	34	A James Madison	55 75							
203	A William & Mary	69 53	203	H William & Mary	67 63							

Non-Div I Games:

Delaware

Loss, Non-Conf, S Site, H Home A Away N Neutral

Average RPI Win:	305	WON-LOST	WINNING	LAST 10	STRENGTH OF	OPP. STRENGTH	TEAM	ADJ.	CONF.	ADJ CONF.
Average RPI Loss:	208	RECORD	PCT. RANK	GAMES	SCHEDULE	OF SCHEDULE	RPI	RPI	RPI	RPI
DIV. I ONLY	9- 21	276	2- 8	324	325	322	322	32	32	
DIV. I NON-CONF.	3- 10	277	0- 0	250	220	305	305	30	30	
TOTALS	RPI 1-25	RPI 26-50	W-L RECORDS	RPI 51-100	RPI 101-150	RPI 150+				
9- 21	0- 1	0- 0	OVERALL	0- 2	0- 1	9- 17				
6- 8	0- 0	0- 0	HOME	0- 1	0- 0	6- 7				
2- 12	0- 1	0- 0	AWAY	0- 1	0- 1	2- 9				
1- 1	0- 0	0- 0	NEUTRAL	0- 0	0- 0	1- 1				
3- 10	0- 1	0- 0	NON-CONFERENCE	0- 2	0- 1	3- 6				
2- 4	0- 0	0- 0	HOME	0- 1	0- 0	2- 3				
0- 6	0- 1	0- 0	AWAY	0- 1	0- 1	0- 3				
1- 0	0- 0	0- 0	NEUTRAL	0- 0	0- 0	1- 0				
6- 11	0- 0	0- 0	CONFERENCE	0- 0	0- 0	6- 11				
4- 4	0- 0	0- 0	HOME	0- 0	0- 0	4- 4				
2- 6	0- 0	0- 0	AWAY	0- 0	0- 0	2- 6				
0- 1	0- 0	0- 0	NEUTRAL	0- 0	0- 0	0- 1				

RPI 1-25				RPI 26-50				RPI 51-100				RPI 101+ Team's RPI: 322			
RPI	S	Opponent	Score	RPI	S	Opponent	Score	RPI	S	Opponent	Score	RPI	S	Opponent	Score
22	A	West Virginia	34 77					65	H	Hofstra	49 66	127	A	Pittsburgh	43 77
								72	A	Temple	59 100	161	A	Fordham	58 74
												171	A	Cornell	62 71
												174	A	Fla. Atlantic	55 83
												203	H	William & Mary	59 65
												204	A	Hampton	89 81
												204	H	Hampton	54 63
												216	H	Lehigh	49 83
												218	H	N.C. A&T	64 84
												242	A	Bethune-Cookman	35 66
												245	A	Coppin St.	79 84
												245	H	Coppin St.	49 54
												253	A	Morgan St.	49 56
												262	N	Appalachian St.	76 69
												281	A	UMES	49 54
												281	H	UMES	61 70
												288	A	Florida A&M	56 86
												288	N	Florida A&M	74 79
												299	A	Savannah St.	67 59
												303	A	South Carolina St.	48 61
												303	H	South Carolina St.	79 61
												311	H	Longwood	88 63
												317	H	Mt. St. Mary's	41 54
												328	H	Howard	87 86
												345	H	Wagner	66 44
												347	H	Norfolk St.	64 61
LAST 12 Division I GAMES:															
				288	N	Florida A&M	74 79			245	A	Coppin St.	79 84		
				245	H	Coppin St.	49 54			281	H	UMES	61 70		
				204	A	Hampton	89 81			288	A	Florida A&M	56 86		
				281	A	UMES	49 54			242	A	Bethune-Cookman	35 66		
				204	H	Hampton	54 63			303	H	South Carolina St.	79 61		
				347	H	Norfolk St.	64 61			218	H	N.C. A&T	64 84		

Non-Div I Games:

Delaware St.

■ Loss, 
 ■ Non-Conf, 
 ■ S Site, 
 ■ H Home 
 ■ A Away 
 N Neutral

RPI	S	Opponent	Score
348	H	N.C. Central	66 56

Delaware St.

D  
e  
l  
a  
w  
a  
r  
e  
S  
t  
.

D  
e  
l  
a  
w  
a  
r  
e  
S  
t  
.



Average RPI Win: <b>291</b>	WON-LOST	WINNING	LAST 10	STRENGTH OF	OPP. STRENGTH	TEAM	ADJ.	CONF.	ADJ CONF.
Average RPI Loss: <b>166</b>	RECORD	PCT. RANK	GAMES	SCHEDULE	OF SCHEDULE	RPI	RPI	RPI	RPI
DIV. I ONLY	5- 25	322	1- 9	167	240	301	301	18	18
DIV. I NON-CONF.	2- 11	306	0- 0	191	305	286	286	18	18
TOTALS	RPI 1-25	RPI 26-50	W-L RECORDS	RPI 51-100	RPI 101-150	RPI 150+			
5- 25	0- 1	0- 1	OVERALL	0- 5	1- 5	4- 13			
2- 12	0- 0	0- 1	HOME	0- 2	0- 3	2- 6			
3- 10	0- 0	0- 0	AWAY	0- 0	1- 0	2- 1			
0- 3	0- 1	0- 0	NEUTRAL	0- 1	0- 0	0- 1			
2- 11	0- 1	0- 1	NON-CONFERENCE	0- 0	1- 1	1- 8			
0- 6	0- 0	0- 1	HOME	0- 0	0- 1	0- 4			
2- 3	0- 0	0- 0	AWAY	0- 0	1- 0	1- 3			
0- 2	0- 1	0- 0	NEUTRAL	0- 0	0- 0	0- 1			
3- 14	0- 0	0- 0	CONFERENCE	0- 5	0- 4	3- 5			
2- 6	0- 0	0- 0	HOME	0- 2	0- 2	2- 2			
1- 7	0- 0	0- 0	AWAY	0- 2	0- 2	1- 3			
0- 1	0- 0	0- 0	NEUTRAL	0- 1	0- 0	0- 0			

RPI 1-25			RPI 26-50			RPI 51-100			RPI 101+ Team's RPI: 301		
RPI	S	Opponent	Score	RPI	S	Opponent	Score	RPI	S	Opponent	Score
1	N	Notre Dame	52 <b>94</b>	45	H	Colorado St.	46 <b>74</b>	51	A	South Dakota St.	52 <b>80</b>
								124	A	IUPUI	75 <b>81</b>
								124	H	IUPUI	54 <b>67</b>
								126	H	Long Beach St.	41 <b>48</b>
								139	A	Oral Roberts	33 <b>65</b>
								139	H	Oral Roberts	56 <b>59</b>
								148	A	Milwaukee	56 49
								182	H	Northern Colo.	51 <b>60</b>
								184	N	Louisiana Tech	53 <b>58</b>
								188	H	Weber St.	49 <b>61</b>
								238	A	Omaha	55 <b>67</b>
								238	H	Omaha	60 <b>70</b>
								239	A	Western Ill.	60 <b>63</b>
								239	H	Western Ill.	69 <b>80</b>
								251	H	Ill.-Chicago	46 <b>56</b>
								255	H	Wyoming	64 <b>75</b>
								267	A	Pepperdine	60 <b>64</b>
								271	A	Seattle	51 <b>59</b>
								302	A	UMKC	58 <b>68</b>
								315	A	IPFW	49 <b>61</b>
								315	H	IPFW	53 50
								325	A	North Dakota St.	55 45
								325	H	North Dakota St.	64 53
								341	A	Air Force	57 48
LAST 12 Division I GAMES:											
		61	N	South Dakota	54	<b>73</b>		139	H	Oral Roberts	56 <b>59</b>
		238	H	Omaha	60	<b>70</b>		61	H	South Dakota	33 <b>79</b>
		325	A	North Dakota St.	55	45		315	A	IPFW	49 <b>61</b>
		51	A	South Dakota St.	52	<b>80</b>		124	A	IUPUI	75 <b>81</b>
		124	H	IUPUI	54	<b>67</b>		139	A	Oral Roberts	33 <b>65</b>
		239	H	Western Ill.	69	<b>80</b>		238	A	Omaha	55 <b>67</b>

Non-Div I Games:

Denver

Average RPI Win:	213	WON-LOST	WINNING	LAST 10	STRENGTH OF	OPP. STRENGTH	TEAM	ADJ.	CONF.	ADJ CONF.
Average RPI Loss:	111	RECORD	PCT. RANK	GAMES	SCHEDULE	OF SCHEDULE	RPI	RPI	RPI	RPI
DIV. I ONLY	14- 14	165	6- 4	102	130	143	143	14	14	
DIV. I NON-CONF.	3- 7	248	0- 0	169	60	259	259	16	16	
TOTALS	RPI 1-25	RPI 26-50	W-L RECORDS	RPI 51-100	RPI 101-150	RPI 150+				
14- 14	0- 4	0- 1	OVERALL	0- 2	5- 4	9- 3				
7- 8	0- 1	0- 0	HOME	0- 2	2- 2	5- 3				
7- 6	0- 3	0- 1	AWAY	0- 0	3- 2	4- 0				
0- 0	0- 0	0- 0	NEUTRAL	0- 0	0- 0	0- 0				
3- 7	0- 2	0- 1	NON-CONFERENCE	0- 2	0- 1	3- 1				
3- 3	0- 0	0- 0	HOME	0- 2	0- 0	3- 1				
0- 4	0- 2	0- 1	AWAY	0- 0	0- 1	0- 0				
0- 0	0- 0	0- 0	NEUTRAL	0- 0	0- 0	0- 0				
11- 7	0- 2	0- 0	CONFERENCE	0- 0	5- 3	6- 2				
4- 5	0- 1	0- 0	HOME	0- 0	2- 2	2- 2				
7- 2	0- 1	0- 0	AWAY	0- 0	3- 1	4- 0				
0- 0	0- 0	0- 0	NEUTRAL	0- 0	0- 0	0- 0				

RPI S	Opponent	Score	RPI S	Opponent	Score	RPI S	Opponent	Score	RPI S	Opponent	Score	Team's RPI: 143
8	A Maryland	41 97	36	A St. Bonaventure	73 84	76	H Michigan	61 88	103	A Wright St.	95 93	
17	A Michigan St.	42 81				87	H Eastern Mich.	68 85	103	H Wright St.	71 89	
24	A Green Bay	36 58							125	A Youngstown St.	69 68	
24	H Green Bay	58 74							125	H Youngstown St.	70 72	
									142	A Western Mich.	66 70	
									148	A Milwaukee	89 79	
									148	H Milwaukee	80 76	
									149	A Northern Ky.	60 81	
									149	H Northern Ky.	66 65	
									205	A Oakland	82 77	
									205	H Oakland	73 79	
									240	H Cincinnati	77 68	
									243	A Valparaiso	72 66	
									243	H Valparaiso	85 65	
									251	A Ill.-Chicago	89 80	
									251	H Ill.-Chicago	51 65	
									260	A Cleveland St.	66 60	
									260	H Cleveland St.	82 68	
									290	H Niagara	80 75	
									305	H Bradley	67 75	
									315	H IPFW	64 63	
LAST 12 Division I GAMES:												
148	H Milwaukee	80 76	251	H Ill.-Chicago	51 65							
24	H Green Bay	58 74	125	A Youngstown St.	69 68							
205	A Oakland	82 77	260	A Cleveland St.	66 60							
103	A Wright St.	95 93	24	A Green Bay	36 58							
149	A Northern Ky.	60 81	148	A Milwaukee	89 79							
243	H Valparaiso	85 65	205	H Oakland	73 79							

Non-Div I Games: Salem Int'l 81 50

Detroit

## Drake

Through Games Of March 8, 2016

Average RPI Win:	215	WON-LOST	WINNING	LAST 10	STRENGTH OF	OPP. STRENGTH	TEAM	ADJ.	CONF.	ADJ CONF.
Average RPI Loss:	120	RECORD	PCT. RANK	GAMES	SCHEDULE	OF SCHEDULE	RPI	RPI	RPI	RPI
DIV. I ONLY	20- 8	62	8- 2	221	170	98	98	21	21	
DIV. I NON-CONF.	6- 4	125	0- 0	107	47	96	96	17	17	
TOTALS	RPI 1-25	RPI 26-50	W-L RECORDS	RPI 51-100	RPI 101-150	RPI 150+				
20- 8	0- 1	0- 0	OVERALL	3- 4	3- 1	14- 2				
10- 3	0- 1	0- 0	HOME	2- 1	2- 1	6- 0				
9- 5	0- 0	0- 0	AWAY	1- 3	1- 0	7- 2				
1- 0	0- 0	0- 0	NEUTRAL	0- 0	0- 0	1- 0				
6- 4	0- 1	0- 0	NON-CONFERENCE	1- 2	2- 0	3- 1				
3- 1	0- 1	0- 0	HOME	1- 0	2- 0	0- 0				
2- 3	0- 0	0- 0	AWAY	0- 2	0- 0	2- 1				
1- 0	0- 0	0- 0	NEUTRAL	0- 0	0- 0	1- 0				
14- 4	0- 0	0- 0	CONFERENCE	2- 2	1- 1	11- 1				
7- 2	0- 0	0- 0	HOME	1- 1	0- 1	6- 0				
7- 2	0- 0	0- 0	AWAY	1- 1	1- 0	5- 1				
0- 0	0- 0	0- 0	NEUTRAL	0- 0	0- 0	0- 0				

RPI S	Opponent	Score	RPI S	Opponent	Score	RPI S	Opponent	Score	RPI S	Opponent	Score
24	H Green Bay	61 86				60	A Iowa	76 89	114	H Creighton	81 72
						61	A South Dakota	87 92	129	H Iowa St.	74 70
						91	A Missouri St.	82 75	136	A Southern Ill.	71 64
						91	H Missouri St.	95 72	136	H Southern Ill.	67 77
						92	H North Dakota	73 63	173	A Loyola Chicago	81 65
						95	A UNI	74 85	173	H Loyola Chicago	91 61
						95	H UNI	73 79	191	A UNLV	76 68
									192	N Tulsa	91 80
									197	A Wisconsin	89 70
									226	A Indiana St.	53 68
									226	H Indiana St.	80 55
									259	A Northern Ill.	73 87
									291	A Wichita St.	87 56
									291	H Wichita St.	81 59
									305	A Bradley	76 64
									305	H Bradley	78 45
									316	A Illinois St.	98 58
									316	H Illinois St.	76 41
									332	A Evansville	86 66
									332	H Evansville	94 52
LAST 12 Division I GAMES:											
136	A Southern Ill.	71 64	316	A Illinois St.	98 58						
332	A Evansville	86 66	91	H Missouri St.	95 72						
305	H Bradley	78 45	291	H Wichita St.	81 59						
173	H Loyola Chicago	91 61	173	A Loyola Chicago	81 65						
95	A UNI	74 85	305	A Bradley	76 64						
226	A Indiana St.	53 68	95	H UNI	73 79						

Non-Div I Games: William Penn 100 61

Drake

Loss, Non-Conf, S Site, H Home A Away N Neutral

Average RPI Win:	178	WON-LOST	WINNING	LAST 10	STRENGTH OF	OPP. STRENGTH	TEAM	ADJ.	CONF.	ADJ CONF.
Average RPI Loss:	83	RECORD	PCT. RANK	GAMES	SCHEDULE	OF SCHEDULE	RPI	RPI	RPI	RPI
DIV. I ONLY	17- 12	124	7- 3	63	108	80	80	13	13	
DIV. I NON-CONF.	4- 7	222	0- 0	11	33	115	115	11	11	
TOTALS	RPI 1-25	RPI 26-50	W-L RECORDS	RPI 51-100	RPI 101-150	RPI 150+				
17- 12	0- 2	1- 3	OVERALL	4- 3	0- 1	12- 3				
10- 3	0- 0	1- 1	HOME	3- 1	0- 0	6- 1				
7- 7	0- 2	0- 2	AWAY	1- 1	0- 1	6- 1				
0- 2	0- 0	0- 0	NEUTRAL	0- 1	0- 0	0- 1				
4- 7	0- 2	1- 1	NON-CONFERENCE	1- 2	0- 1	2- 1				
3- 1	0- 0	1- 0	HOME	1- 1	0- 0	1- 0				
1- 4	0- 2	0- 1	AWAY	0- 0	0- 1	1- 0				
0- 2	0- 0	0- 0	NEUTRAL	0- 1	0- 0	0- 1				
13- 5	0- 0	0- 2	CONFERENCE	3- 1	0- 0	10- 2				
7- 2	0- 0	0- 1	HOME	2- 0	0- 0	5- 1				
6- 3	0- 0	0- 1	AWAY	1- 1	0- 0	5- 1				
0- 0	0- 0	0- 0	NEUTRAL	0- 0	0- 0	0- 0				

RPI 1-25				RPI 26-50				RPI 51-100 Team's RPI: 80				RPI 101+			
RPI	S	Opponent	Score	RPI	S	Opponent	Score	RPI	S	Opponent	Score	RPI	S	Opponent	Score
13	A	Syracuse	62 83	28	A	Penn	67 72	56	N	Villanova	55 67	116	A	Saint Joseph's	46 53
20	A	South Fla.	58 73	34	A	James Madison	56 67	65	A	Hofstra	54 61	159	A	Northeastern	53 49
				34	H	James Madison	55 59	65	H	Hofstra	67 64	159	H	Northeastern	65 73
				36	H	St. Bonaventure	58 46	75	H	Vanderbilt	64 74	162	A	Delaware	54 53
								86	H	Quinnipiac	62 49	162	H	Delaware	47 43
								89	A	Elon	54 47	163	N	Montana	50 58
								89	H	Elon	74 31	203	A	William & Mary	67 50
												203	H	William & Mary	69 53
												204	A	Hampton	57 36
												214	H	Dartmouth	69 53
												227	A	Col. of Charleston	46 49
												227	H	Col. of Charleston	66 54
												270	A	UNCW	71 57
												270	H	UNCW	66 60
												295	A	Towson	74 33
												295	H	Towson	56 40
LAST 12 Division I GAMES:															
295	A	Towson	74 33	34	H	James Madison	55 59								
203	H	William & Mary	69 53	227	A	Col. of Charleston	46 49								
65	A	Hofstra	54 61	270	A	UNCW	71 57								
89	A	Elon	54 47	162	H	Delaware	47 43								
295	H	Towson	56 40	65	H	Hofstra	67 64								
270	H	UNCW	66 60	159	A	Northeastern	53 49								

Non-Div I Games:

Drexel

■ Loss, 
 ■ Non-Conf, 
 ■ S Site, 
 ■ Home 
 ■ Away 
 N Neutral

Duke

Average RPI Win: 161

Average RPI Loss: 30

WON-LOST  
RECORD

WINNING  
PCT. RANK

LAST 10  
GAMES

STRENGTH OF  
SCHEDULE

OPP. STRENGTH  
OF SCHEDULE

TEAM  
RPI

ADJ.  
RPI

CONF.  
RPI

ADJ CONF.  
RPI

DIV. I ONLY

20- 12

101

4- 6

23

36

47

47

4

4

DIV. I NON-CONF.

11- 3

54

0- 0

55

66

30

30

5

5

TOTALS

RPI 1-25

RPI 26-50

W-L RECORDS

RPI 51-100

RPI 101-150

RPI 150+

20- 12

0- 8

1- 2

OVERALL

2- 1

9- 1

8- 0

11- 5

0- 3

0- 1

HOME

2- 1

4- 0

5- 0

5- 6

0- 4

1- 1

AWAY

0- 0

2- 1

2- 0

4- 1

0- 1

0- 0

NEUTRAL

0- 0

3- 0

1- 0

11- 3

0- 3

1- 0

NON-CONFERENCE

2- 0

3- 0

5- 0

7- 1

0- 1

0- 0

HOME

2- 0

1- 0

4- 0

1- 2

0- 2

1- 0

AWAY

0- 0

0- 0

0- 0

3- 0

0- 0

0- 0

NEUTRAL

0- 0

2- 0

1- 0

9- 9

0- 5

0- 2

CONFERENCE

0- 1

6- 1

3- 0

4- 4

0- 2

0- 1

HOME

0- 1

3- 0

1- 0

4- 4

0- 2

0- 1

AWAY

0- 0

2- 1

2- 0

1- 1

0- 1

0- 0

NEUTRAL

0- 0

1- 0

0- 0

RPI 1-25

RPI 26-50

Team's RPI: 47

RPI 51-100

RPI 101+

RPI S Opponent Score

RPI S Opponent Score

RPI S Opponent Score

RPI S Opponent Score

RPI S Opponent Score

1 H Notre Dame 61 68

26 A Miami (FL) 53 61

69 H Army West Point 72 61

109 H Virginia 67 52

1 N Notre Dame 54 83

28 A Penn 57 50

73 H Georgia Tech 59 64

109 N Virginia 57 53

4 A South Carolina 55 66

49 H North Carolina St. 62 65

81 H Minnesota 84 64

118 H Boston College 71 51

12 A Kentucky 61 71

121 A Virginia Tech 66 62

13 A Syracuse 50 86

127 A Pittsburgh 70 48

14 A Louisville 48 65

128 H Liberty 79 41

15 H Florida St. 53 69

129 N Iowa St. 86 48

19 H Texas A&M 66 72

135 N Idaho 74 68

138 A Wake Forest 58 64

138 H Wake Forest 95 68

153 A North Carolina 93 57

153 H North Carolina 71 55

221 H Massachusetts 70 46

244 N Texas St. 85 34

256 A Clemson 72 43

270 H UNCW 78 56

298 H Western Caro. 84 47

327 H Winthrop 78 50

LAST 12 Division I GAMES:

1 N Notre Dame 54 83

15 H Florida St. 53 69

109 N Virginia 57 53

26 A Miami (FL) 53 61

153 A North Carolina 93 57

109 H Virginia 67 52

73 H Georgia Tech 59 64

1 H Notre Dame 61 68

121 A Virginia Tech 66 62

127 A Pittsburgh 70 48

138 A Wake Forest 58 64

153 H North Carolina 71 55

Non-Div I Games:

Duke

Loss, Non-Conf, S Site, H Home A Away N Neutral

Average RPI Win: 166		WON-LOST	WINNING	LAST 10	STRENGTH OF	OPP. STRENGTH	TEAM	ADJ.	CONF.	ADJ CONF.
Average RPI Loss: 34		RECORD	PCT. RANK	GAMES	SCHEDULE	OF SCHEDULE	RPI	RPI	RPI	RPI
DIV. I ONLY		26- 5	19	7- 3	79	109	18	18	7	7
DIV. I NON-CONF.		11- 1	16	0- 0	122	262	20	20	8	8
TOTALS		RPI 1-25	RPI 26-50	W-L RECORDS		RPI 51-100	RPI 101-150	RPI 150+		
26- 5	0- 2	3- 2		OVERALL		5- 1	3- 0	15- 0		
11- 1	0- 1	3- 0		HOME		1- 0	1- 0	6- 0		
12- 3	0- 0	0- 2		AWAY		3- 1	2- 0	7- 0		
3- 1	0- 1	0- 0		NEUTRAL		1- 0	0- 0	2- 0		
11- 1	0- 0	2- 1		NON-CONFERENCE		1- 0	2- 0	6- 0		
4- 0	0- 0	2- 0		HOME		0- 0	0- 0	2- 0		
6- 1	0- 0	0- 1		AWAY		1- 0	2- 0	3- 0		
1- 0	0- 0	0- 0		NEUTRAL		0- 0	0- 0	1- 0		
15- 4	0- 2	1- 1		CONFERENCE		4- 1	1- 0	9- 0		
7- 1	0- 1	1- 0		HOME		1- 0	1- 0	4- 0		
6- 2	0- 0	0- 1		AWAY		2- 1	0- 0	4- 0		
2- 1	0- 1	0- 0		NEUTRAL		1- 0	0- 0	1- 0		

RPI	S	Opponent	Score	RPI	S	Opponent	Score	RPI	S	Opponent	Score	RPI	S	Opponent	Score
22	H	George Washington	52 70	36	A	St. Bonaventure	48 60	53	A	Saint Louis	81 84	116	H	Saint Joseph's	73 59
22	N	George Washington	60 63	36	H	St. Bonaventure	74 62	53	N	Saint Louis	56 52	127	A	Pittsburgh	79 65
				39	A	Princeton	66 94	70	A	Central Mich.	68 49	130	A	Buffalo	79 62
				42	H	St. John's (NY)	76 57	71	A	VCU	71 67	161	H	Fordham	55 40
				43	H	Ohio	64 47	83	A	Dayton	76 72	161	N	Fordham	70 65
								83	H	Dayton	89 58	166	A	New Mexico	78 69
												168	A	George Mason	72 56
												189	A	Davidson	77 62
												198	A	Richmond	65 44
												213	A	Rhode Island	79 70
												213	H	Rhode Island	61 56
												218	N	N.C. A&T	81 67
												221	H	Massachusetts	73 64
												280	H	La Salle	74 49
												281	H	UMES	95 59
												328	H	Howard	86 62
												329	A	Lafayette	73 65
												339	A	Saint Peter's	63 38
LAST 12 Division I GAMES:															
22	N	George Washington	60 63	53	A	Saint Louis	81 84								
53	N	Saint Louis	56 52	116	H	Saint Joseph's	73 59								
161	N	Fordham	70 65	213	H	Rhode Island	61 56								
36	A	St. Bonaventure	48 60	189	A	Davidson	77 62								
280	H	La Salle	74 49	221	H	Massachusetts	73 64								
83	A	Dayton	76 72	71	A	VCU	71 67								

Non-Div I Games: Slippery Rock 79 54

Duquesne

Average RPI Win: <b>244</b>	WON-LOST	WINNING	LAST 10	STRENGTH OF	OPP. STRENGTH	TEAM	ADJ.	CONF.	ADJ CONF.
Average RPI Loss: <b>122</b>	RECORD	PCT. RANK	GAMES	SCHEDULE	OF SCHEDULE	RPI	RPI	RPI	RPI
DIV. I ONLY	13- 14	185	5- 5	195	173	165	165	17	17
DIV. I NON-CONF.	5- 7	198	0- 0	149	125	147	147	15	15
TOTALS	RPI 1-25	RPI 26-50	W-L RECORDS	RPI 51-100	RPI 101-150	RPI 150+			
13- 14	0- 0	0- 3	OVERALL	0- 2	2- 5	11- 4			
7- 3	0- 0	0- 1	HOME	0- 0	1- 2	6- 0			
6- 10	0- 0	0- 2	AWAY	0- 2	1- 3	5- 3			
0- 1	0- 0	0- 0	NEUTRAL	0- 0	0- 0	0- 1			
5- 7	0- 0	0- 1	NON-CONFERENCE	0- 2	1- 2	4- 2			
3- 0	0- 0	0- 0	HOME	0- 0	1- 0	2- 0			
2- 7	0- 0	0- 1	AWAY	0- 2	0- 2	2- 2			
0- 0	0- 0	0- 0	NEUTRAL	0- 0	0- 0	0- 0			
8- 7	0- 0	0- 2	CONFERENCE	0- 0	1- 3	7- 2			
4- 3	0- 0	0- 1	HOME	0- 0	0- 2	4- 0			
4- 3	0- 0	0- 1	AWAY	0- 0	1- 1	3- 1			
0- 1	0- 0	0- 0	NEUTRAL	0- 0	0- 0	0- 1			

RPI S	Opponent	Score	RPI S	Opponent	Score	RPI S	Opponent	Score	RPI S	Opponent	Score	Team's RPI: 165
27	A Tennessee	49 85	27	A Tennessee	49 85	75	A Vanderbilt	39 65	101	A Iona	50 56	
40	A Chattanooga	42 66	40	A Chattanooga	42 66	89	A Elon	38 50	111	A Samford	47 55	
40	H Chattanooga	57 65	40	H Chattanooga	57 65				111	H Samford	51 56	
									112	A Mercer	55 53	
									112	H Mercer	45 61	
									131	H UNC Asheville	74 68	
									138	A Wake Forest	52 69	
									151	A Old Dominion	56 52	
									177	A Eastern Ky.	41 64	
									189	A Davidson	65 58	
									215	A Furman	77 81	
									215	H Furman	68 64	
									215	N Furman	68 71	
									262	A Appalachian St.	52 70	
									268	H Campbell	70 55	
									269	H Austin Peay	80 76	
									298	A Western Caro.	45 43	
									298	H Western Caro.	74 62	
									308	A Wofford	70 54	
									308	H Wofford	70 69	
									312	A UNCG	80 77	
									312	H UNCG	89 73	
LAST 12 Division I GAMES:												
215	N Furman	68 71	215	H Furman	68 64							
40	A Chattanooga	42 66	308	H Wofford	70 69							
111	H Samford	51 56	40	H Chattanooga	57 65							
112	H Mercer	45 61	112	A Mercer	55 53							
312	A UNCG	80 77	111	A Samford	47 55							
298	A Western Caro.	45 43	298	H Western Caro.	74 62							

Non-Div I Games: Armstrong St. 62 52 Lees-McRae 73 46 Brevard 69 46

ETSU

Loss, Non-Conf, S Site, H Home A Away N Neutral

# East Carolina

Through Games Of March 8, 2016

Average RPI Win:	239	WON-LOST	WINNING	LAST 10	STRENGTH OF	OPP. STRENGTH	TEAM	ADJ.	CONF.	ADJ CONF.
Average RPI Loss:	75	RECORD	PCT. RANK	GAMES	SCHEDULE	OF SCHEDULE	RPI	RPI	RPI	RPI
DIV. I ONLY	13- 19	229	4- 6	75	91	145	145	9	9	
DIV. I NON-CONF.	6- 6	160	0- 0	32	196	106	106	7	7	
TOTALS	RPI 1-25	RPI 26-50	W-L RECORDS	RPI 51-100	RPI 101-150	RPI 150+				
13- 19	0- 6	0- 2	OVERALL	0- 5	0- 3	13- 3				
5- 6	0- 2	0- 0	HOME	0- 2	0- 1	5- 1				
5- 7	0- 2	0- 0	AWAY	0- 2	0- 1	5- 2				
3- 6	0- 2	0- 2	NEUTRAL	0- 1	0- 1	3- 0				
6- 6	0- 1	0- 2	NON-CONFERENCE	0- 2	0- 1	6- 0				
2- 0	0- 0	0- 0	HOME	0- 0	0- 0	2- 0				
2- 1	0- 0	0- 0	AWAY	0- 1	0- 0	2- 0				
2- 5	0- 1	0- 2	NEUTRAL	0- 1	0- 1	2- 0				
7- 13	0- 5	0- 0	CONFERENCE	0- 3	0- 2	7- 3				
3- 6	0- 2	0- 0	HOME	0- 2	0- 1	3- 1				
3- 6	0- 2	0- 0	AWAY	0- 1	0- 1	3- 2				
1- 1	0- 1	0- 0	NEUTRAL	0- 0	0- 0	1- 0				

RPI S	Opponent	Score	RPI S	Opponent	Score	RPI S	Opponent	Score	RPI S	Opponent	Score	Team's RPI: 145
3	A UConn	46 92	40	N Chattanooga	61 72	59	A Auburn	69 83	110	A Memphis	83 93	
3	H UConn	41 84	43	N Ohio	61 64	72	H Temple	63 83	110	H Memphis	78 79	
3	N UConn	51 92				74	A Tulane	73 78	114	N Creighton	66 91	
4	N South Carolina	57 88				74	H Tulane	51 66	162	A Delaware	68 58	
20	A South Fla.	54 75				99	N Northwestern	75 78	179	N Eastern Wash.	80 62	
20	H South Fla.	59 61							190	N UTRGV	70 59	
									192	A Tulsa	79 81	
									192	H Tulsa	54 55	
									194	A SMU	67 74	
									194	H SMU	78 61	
									208	H Presbyterian	84 57	
									240	A Cincinnati	77 55	
									240	H Cincinnati	63 60	
									240	N Cincinnati	70 61	
									277	A UCF	71 56	
									285	A Houston	68 59	
									285	H Houston	76 70	
									296	H Alcorn	87 58	
									313	A A&M-Corpus Christi	82 46	
LAST 12 Division I GAMES:												
3	N UConn	51 92	285	A Houston	68 59							
240	N Cincinnati	70 61	110	H Memphis	78 79							
194	H SMU	78 61	194	A SMU	67 74							
110	A Memphis	83 93	3	A UConn	46 92							
240	A Cincinnati	77 55	192	H Tulsa	54 55							
3	H UConn	41 84	72	H Temple	63 83							

Non-Div I Games:

East Carolina

Loss, Non-Conf, S Site, H Home A Away N Neutral



Average RPI Win: 207				WON-LOST	WINNING	LAST 10	STRENGTH OF		OPP. STRENGTH	TEAM	ADJ.	CONF.	ADJ CONF.
Average RPI Loss: 202				RECORD	PCT. RANK	GAMES	SCHEDULE	OF SCHEDULE	RPI	RPI	RPI	RPI	
DIV. I ONLY				3- 25	340	2- 8	240	280	340	340	24	24	
DIV. I NON-CONF.				1- 11	336	0- 0	183	318	325	325	24	24	
TOTALS		RPI 1-25		RPI 26-50		W-L RECORDS		RPI 51-100		RPI 101-150		RPI 150+	
3- 25		0- 0		0- 0		OVERALL		0- 2		1- 6		2- 17	
3- 10		0- 0		0- 0		HOME		0- 0		1- 3		2- 7	
0- 15		0- 0		0- 0		AWAY		0- 2		0- 3		0- 10	
0- 0		0- 0		0- 0		NEUTRAL		0- 0		0- 0		0- 0	
1- 11		0- 0		0- 0		NON-CONFERENCE		0- 1		1- 2		0- 8	
1- 4		0- 0		0- 0		HOME		0- 0		1- 1		0- 3	
0- 7		0- 0		0- 0		AWAY		0- 1		0- 1		0- 5	
0- 0		0- 0		0- 0		NEUTRAL		0- 0		0- 0		0- 0	
2- 14		0- 0		0- 0		CONFERENCE		0- 1		0- 4		2- 9	
2- 6		0- 0		0- 0		HOME		0- 0		0- 2		2- 4	
0- 8		0- 0		0- 0		AWAY		0- 1		0- 2		0- 5	
0- 0		0- 0		0- 0		NEUTRAL		0- 0		0- 0		0- 0	

[illegible]

Non-Div I Games:

Eastern Ill.

Loss, Non-Conf, S Site, H Home A Away N Neutral

Eastern Ky.

Through Games Of March 8, 2016

Average RPI Win:	261	WON-LOST	WINNING	LAST 10	STRENGTH OF	OPP. STRENGTH	TEAM	ADJ.	CONF.	ADJ CONF.
Average RPI Loss:	142	RECORD	PCT. RANK	GAMES	SCHEDULE	OF SCHEDULE	RPI	RPI	RPI	RPI
DIV. I ONLY	16- 12	135	7- 3	269	250	177	177	24	24	
DIV. I NON-CONF.	4- 5	193	0- 0	146	182	169	169	24	24	
TOTALS	RPI 1-25	RPI 26-50	W-L RECORDS	RPI 51-100	RPI 101-150	RPI 150+				
16- 12	0- 0	0- 2	OVERALL	0- 4	1- 2	15- 4				
7- 4	0- 0	0- 0	HOME	0- 1	1- 1	6- 2				
6- 6	0- 0	0- 1	AWAY	0- 2	0- 1	6- 2				
3- 2	0- 0	0- 1	NEUTRAL	0- 1	0- 0	3- 0				
4- 5	0- 0	0- 2	NON-CONFERENCE	0- 1	0- 1	4- 1				
2- 1	0- 0	0- 0	HOME	0- 0	0- 1	2- 0				
1- 3	0- 0	0- 1	AWAY	0- 1	0- 0	1- 1				
1- 1	0- 0	0- 1	NEUTRAL	0- 0	0- 0	1- 0				
12- 7	0- 0	0- 0	CONFERENCE	0- 3	1- 1	11- 3				
5- 3	0- 0	0- 0	HOME	0- 1	1- 0	4- 2				
5- 3	0- 0	0- 0	AWAY	0- 1	0- 1	5- 1				
2- 1	0- 0	0- 0	NEUTRAL	0- 1	0- 0	2- 0				

RPI S	Opponent	Score	RPI S	Opponent	Score	RPI S	Opponent	Score	RPI S	Opponent	Score	Team's RPI: 177
35	A Western Ky.	60 76	78	A Belmont	61 72	103	H Wright St.	69 71				
49	N North Carolina St.	62 73	78	H Belmont	51 65	105	H UT Martin	70 61				
			78	N Belmont	63 95	146	A SIUE	74 89				
			91	A Missouri St.	63 87	165	H ETSU	64 41				
						198	A Richmond	62 81				
						228	H Southeast Mo. St.	56 55				
						257	A Tennessee St.	70 66				
						257	H Tennessee St.	78 67				
						261	N Saint Francis (PA)	88 82				
						263	H Murray St.	72 60				
						263	N Murray St.	63 52				
						269	A Austin Peay	66 94				
						269	N Austin Peay	82 68				
						279	A Tennessee Tech	71 67				
						279	H Tennessee Tech	72 77				
						282	A Miami (OH)	77 72				
						297	A Jacksonville St.	76 50				
						297	H Jacksonville St.	54 56				
						298	H Western Caro.	91 62				
						307	A Morehead St.	89 77				
						307	H Morehead St.	100 93				
						340	A Eastern Ill.	75 56				
LAST 12 Division I GAMES:												
	78	N Belmont	63	95	297	A Jacksonville St.	76	50				
	263	N Murray St.	63	52	257	H Tennessee St.	78	67				
	269	N Austin Peay	82	68	78	A Belmont	61	72				
	279	A Tennessee Tech	71	67	257	A Tennessee St.	70	66				
	78	H Belmont	51	65	307	H Morehead St.	100	93				
	307	A Morehead St.	89	77	297	H Jacksonville St.	54	56				

Non-Div I Games: Cincinnati Christian 112 34 Davis & Elkins 73 58

Eastern Ky.

Loss, Non-Conf, S Site, H Home A Away N Neutral

Average RPI Win:	190	WON-LOST	WINNING	LAST 10	STRENGTH OF	OPP. STRENGTH	TEAM	ADJ.	CONF.	ADJ CONF.
Average RPI Loss:	89	RECORD	PCT. RANK	GAMES	SCHEDULE	OF SCHEDULE	RPI	RPI	RPI	RPI
DIV. I ONLY	18- 10	88	7- 3	98	128	87	87	11	11	
DIV. I NON-CONF.	7- 2	57	0- 0	109	120	45	45	13	13	
TOTALS	RPI 1-25	RPI 26-50	W-L RECORDS	RPI 51-100	RPI 101-150	RPI 150+				
18- 10	0- 1	0- 1	OVERALL	2- 5	8- 2	8- 1				
9- 4	0- 0	0- 1	HOME	1- 2	4- 1	4- 0				
9- 5	0- 1	0- 0	AWAY	1- 2	4- 1	4- 1				
0- 1	0- 0	0- 0	NEUTRAL	0- 1	0- 0	0- 0				
7- 2	0- 1	0- 0	NON-CONFERENCE	2- 1	2- 0	3- 0				
3- 0	0- 0	0- 0	HOME	1- 0	1- 0	1- 0				
4- 1	0- 1	0- 0	AWAY	1- 0	1- 0	2- 0				
0- 1	0- 0	0- 0	NEUTRAL	0- 1	0- 0	0- 0				
11- 8	0- 0	0- 1	CONFERENCE	0- 4	6- 2	5- 1				
6- 4	0- 0	0- 1	HOME	0- 2	3- 1	3- 0				
5- 4	0- 0	0- 0	AWAY	0- 2	3- 1	2- 1				
0- 0	0- 0	0- 0	NEUTRAL	0- 0	0- 0	0- 0				

RPI 1-25				RPI 26-50				RPI 51-100 Team's RPI: 87				RPI 101+			
RPI	S	Opponent	Score	RPI	S	Opponent	Score	RPI	S	Opponent	Score	RPI	S	Opponent	Score
12	A	Kentucky	67 89	43	H	Ohio	64 71	57	A	Ball St.	54 76	106	A	Toledo	58 46
								57	H	Ball St.	63 67	106	H	Toledo	59 41
								70	A	Central Mich.	70 78	123	A	Akron	72 75
								70	H	Central Mich.	65 66	123	H	Akron	65 68
								76	H	Michigan	64 63	130	A	Buffalo	70 55
								79	N	Abilene Christian	59 83	130	H	Buffalo	67 56
								93	A	Harvard	85 81	139	H	Oral Roberts	77 69
												142	A	Western Mich.	63 52
												142	H	Western Mich.	70 66
												143	A	Detroit	85 68
												190	H	UTRGV	78 56
												246	A	Monmouth	78 68
												258	A	Bowling Green	63 67
												259	A	Northern Ill.	87 80
												259	H	Northern Ill.	84 60
												282	A	Miami (OH)	70 46
												319	H	Kent St.	72 51
												319	H	Kent St.	73 60
												341	A	Air Force	72 59
LAST 12 Division I GAMES:															
319	H	Kent St.	73 60	130	A	Buffalo	70 55								
70	A	Central Mich.	70 78	282	A	Miami (OH)	70 46								
142	A	Western Mich.	63 52	142	H	Western Mich.	70 66								
57	H	Ball St.	63 67	70	H	Central Mich.	65 66								
106	A	Toledo	58 46	123	A	Akron	72 75								
259	H	Northern Ill.	84 60	258	A	Bowling Green	63 67								

Non-Div I Games: Madonna 104 45 Hillsdale 94 77

Eastern Mich.

Average RPI Win:	239	WON-LOST	WINNING	LAST 10	STRENGTH OF	OPP. STRENGTH	TEAM	ADJ.	CONF.	ADJ CONF.
Average RPI Loss:	151	RECORD	PCT. RANK	GAMES	SCHEDULE	OF SCHEDULE	RPI	RPI	RPI	RPI
DIV. I ONLY	18- 11	102	6- 4	311	193	179	179	20	20	
DIV. I NON-CONF.	5- 6	180	0- 0	303	210	262	262	23	23	
TOTALS	RPI 1-25	RPI 26-50	W-L RECORDS	RPI 51-100	RPI 101-150	RPI 150+				
18- 11	0- 0	0- 0	OVERALL	1- 3	3- 3	14- 5				
11- 3	0- 0	0- 0	HOME	1- 1	2- 0	8- 2				
7- 5	0- 0	0- 0	AWAY	0- 1	1- 0	6- 0				
0- 3	0- 0	0- 0	NEUTRAL	0- 1	0- 2	0- 0				
5- 6	0- 0	0- 0	NON-CONFERENCE	0- 2	0- 3	5- 1				
3- 2	0- 0	0- 0	HOME	0- 1	0- 0	3- 1				
2- 1	0- 0	0- 0	AWAY	0- 0	0- 1	2- 0				
0- 3	0- 0	0- 0	NEUTRAL	0- 1	0- 2	0- 0				
13- 5	0- 0	0- 0	CONFERENCE	1- 1	3- 0	9- 4				
8- 1	0- 0	0- 0	HOME	1- 0	2- 0	5- 1				
5- 4	0- 0	0- 0	AWAY	0- 1	1- 0	4- 3				
0- 0	0- 0	0- 0	NEUTRAL	0- 0	0- 0	0- 0				

RPI 1-25			RPI 26-50			RPI 51-100			RPI 101+ Team's RPI: 179		
RPI	S	Opponent	Score	RPI	S	Opponent	Score	RPI	S	Opponent	Score
						79 H Abilene Christian	60 72	113 A Gonzaga		56 78	
						92 A North Dakota	69 72	114 N Creighton		60 66	
						92 H North Dakota	60 57	135 A Idaho		74 66	
						99 N Northwestern	70 74	135 H Idaho		84 70	
								145 N East Carolina		62 80	
								150 H Montana St.		81 69	
								155 H Boise St.		79 84	
								163 H Montana		67 65	
								167 A Sacramento St.		100 83	
								167 H Sacramento St.		91 94	
								182 A Northern Colo.		66 57	
								182 H Northern Colo.		59 55	
								188 A Weber St.		74 80	
								193 A Idaho St.		62 71	
								211 H Utah Valley		68 64	
								291 A Wichita St.		67 62	
								300 H CSUN		70 59	
								310 A Northern Ariz.		81 71	
								310 H Northern Ariz.		72 65	
								321 A Portland St.		79 81	
								321 H Portland St.		70 57	
								334 A Southern Utah		85 82	
								334 H Southern Utah		64 53	
								338 A Cal St. Fullerton		68 57	
								341 H Air Force		65 44	
LAST 12 Division I GAMES:											
188 A		Weber St.	74 80	92 A		North Dakota	69 72				
193 A		Idaho St.	62 71	334 H		Southern Utah	64 53				
135 H		Idaho	84 70	310 H		Northern Ariz.	72 65				
321 H		Portland St.	70 57	167 A		Sacramento St.	100 83				
167 H		Sacramento St.	91 94	321 A		Portland St.	79 81				
182 A		Northern Colo.	66 57	163 H		Montana	67 65				

Non-Div I Games: Eastern Ore. 64 40

Eastern Wash.

■ Loss, 
 ■ Non-Conf, 
 ■ S Site, 
 ■ Home 
 ■ A Away 
 N Neutral

Average RPI Win:	193	WON-LOST	WINNING	LAST 10	STRENGTH OF	OPP. STRENGTH	TEAM	ADJ.	CONF.	ADJ CONF.
Average RPI Loss:	103	RECORD	PCT. RANK	GAMES	SCHEDULE	OF SCHEDULE	RPI	RPI	RPI	RPI
DIV. I ONLY	17- 11	109	6- 4	107	114	89	89	13	13	
DIV. I NON-CONF.	6- 4	125	0- 0	60	82	51	51	11	11	
TOTALS	RPI 1-25	RPI 26-50	W-L RECORDS	RPI 51-100	RPI 101-150	RPI 150+				
17- 11	0- 2	1- 2	OVERALL	2- 3	0- 1	14- 3				
9- 3	0- 0	0- 1	HOME	2- 1	0- 0	7- 1				
8- 8	0- 2	1- 1	AWAY	0- 2	0- 1	7- 2				
0- 0	0- 0	0- 0	NEUTRAL	0- 0	0- 0	0- 0				
6- 4	0- 2	1- 0	NON-CONFERENCE	1- 0	0- 1	4- 1				
3- 0	0- 0	0- 0	HOME	1- 0	0- 0	2- 0				
3- 4	0- 2	1- 0	AWAY	0- 0	0- 1	2- 1				
0- 0	0- 0	0- 0	NEUTRAL	0- 0	0- 0	0- 0				
11- 7	0- 0	0- 2	CONFERENCE	1- 3	0- 0	10- 2				
6- 3	0- 0	0- 1	HOME	1- 1	0- 0	5- 1				
5- 4	0- 0	0- 1	AWAY	0- 2	0- 0	5- 1				
0- 0	0- 0	0- 0	NEUTRAL	0- 0	0- 0	0- 0				

RPI 1-25				RPI 26-50				RPI 51-100 Team's RPI: 89				RPI 101+			
RPI	S	Opponent	Score	RPI	S	Opponent	Score	RPI	S	Opponent	Score	RPI	S	Opponent	Score
4	A	South Carolina	63 78	34	A	James Madison	72 73	65	A	Hofstra	49 59	128	A	Liberty	63 72
22	A	West Virginia	57 67	34	H	James Madison	76 81	65	H	Hofstra	61 60	159	A	Northeastern	56 54
				49	A	North Carolina St.	69 66	77	H	Charlotte	90 83	159	H	Northeastern	61 67
								80	A	Drexel	31 74	162	A	Delaware	66 64
								80	H	Drexel	47 54	162	H	Delaware	62 45
												165	H	ETSU	50 38
												203	A	William & Mary	74 64
												203	H	William & Mary	73 51
												215	A	Furman	65 55
												227	A	Col. of Charleston	54 38
												227	H	Col. of Charleston	52 41
												236	A	Navy	70 73
												252	H	High Point	80 69
												270	A	UNCW	67 60
												270	H	UNCW	70 53
												274	A	American	62 54
												295	A	Towson	78 85
												295	H	Towson	80 58
LAST 12 Division I GAMES:															
203	A	William & Mary	74 64	295	H	Towson	80 58	162	A	Delaware	66 64	203	H	William & Mary	73 51
34	A	James Madison	72 73	65	A	Hofstra	49 59	159	A	Northeastern	56 54	270	H	UNCW	70 53
162	H	Delaware	62 45	77	H	Charlotte	90 83								
80	H	Drexel	47 54												
227	A	Col. of Charleston	54 38												
159	H	Northeastern	61 67												

Non-Div I Games: Lenoir-Rhyne 67 29

Elon

Average RPI Win: <b>283</b>	WON-LOST	WINNING	LAST 10	STRENGTH OF	OPP. STRENGTH	TEAM	ADJ.	CONF.	ADJ CONF.
Average RPI Loss: <b>175</b>	RECORD	PCT. RANK	GAMES	SCHEDULE	OF SCHEDULE	RPI	RPI	RPI	RPI
DIV. I ONLY	2- 27	346	0- 10	184	244	332	332	21	21
DIV. I NON-CONF.	1- 10	330	0- 0	115	291	281	281	17	17
TOTALS	RPI 1-25	RPI 26-50	W-L RECORDS	RPI 51-100	RPI 101-150	RPI 150+			
2- 27	0- 0	0- 0	OVERALL	0- 9	0- 5	2- 13			
1- 12	0- 0	0- 0	HOME	0- 4	0- 3	1- 5			
1- 13	0- 0	0- 0	AWAY	0- 4	0- 1	1- 8			
0- 2	0- 0	0- 0	NEUTRAL	0- 1	0- 1	0- 0			
1- 10	0- 0	0- 0	NON-CONFERENCE	0- 3	0- 3	1- 4			
0- 4	0- 0	0- 0	HOME	0- 1	0- 2	0- 1			
1- 4	0- 0	0- 0	AWAY	0- 1	0- 0	1- 3			
0- 2	0- 0	0- 0	NEUTRAL	0- 1	0- 1	0- 0			
1- 17	0- 0	0- 0	CONFERENCE	0- 6	0- 2	1- 9			
1- 8	0- 0	0- 0	HOME	0- 3	0- 1	1- 4			
0- 9	0- 0	0- 0	AWAY	0- 3	0- 1	0- 5			
0- 0	0- 0	0- 0	NEUTRAL	0- 0	0- 0	0- 0			

RPI S	Opponent	Score	RPI S	Opponent	Score	RPI S	Opponent	Score	RPI S	Opponent	Score	Team's RPI: 332
						57	H Ball St.	53 73	105	H UT Martin	48 75	
						62	N Santa Clara	44 62	124	H IUPUI	62 68	
						91	A Missouri St.	70 77	136	A Southern Ill.	56 74	
						91	H Missouri St.	47 66	136	H Southern Ill.	63 66	
						94	A Nebraska	40 85	150	N Montana St.	55 81	
						95	A UNI	51 62	169	A Xavier	57 65	
						95	H UNI	48 61	173	A Loyola Chicago	54 67	
						98	A Drake	52 94	173	H Loyola Chicago	49 63	
						98	H Drake	66 86	226	A Indiana St.	45 57	
									226	H Indiana St.	44 59	
									258	A Bowling Green	56 74	
									260	A Cleveland St.	72 63	
									263	H Murray St.	54 73	
									282	A Miami (OH)	85 91	
									291	A Wichita St.	50 58	
									291	H Wichita St.	31 44	
									305	A Bradley	52 66	
									305	H Bradley	62 46	
									316	A Illinois St.	59 65	
									316	H Illinois St.	57 64	
LAST 12 Division I GAMES:												
95	H UNI	48 61	136	H Southern Ill.	63 66							
98	H Drake	66 86	173	A Loyola Chicago	54 67							
316	A Illinois St.	59 65	305	A Bradley	52 66							
226	A Indiana St.	45 57	226	H Indiana St.	44 59							
91	H Missouri St.	47 66	316	H Illinois St.	57 64							
291	H Wichita St.	31 44	291	A Wichita St.	50 58							

Non-Div I Games:

Evansville

Average RPI Win:	219	WON-LOST	WINNING	LAST 10	STRENGTH OF	OPP. STRENGTH	TEAM	ADJ.	CONF.	ADJ CONF.
Average RPI Loss:	69	RECORD	PCT. RANK	GAMES	SCHEDULE	OF SCHEDULE	RPI	RPI	RPI	RPI
DIV. I ONLY	26- 4	13	10- 0	207	217	67	67	29	29	
DIV. I NON-CONF.	11- 4	76	0- 0	59	75	53	53	28	28	
TOTALS	RPI 1-25	RPI 26-50	W-L RECORDS	RPI 51-100	RPI 101-150	RPI 150+				
26- 4	1- 1	0- 2	OVERALL	3- 0	3- 0	19- 1				
12- 2	0- 0	0- 1	HOME	3- 0	0- 0	9- 1				
12- 0	1- 0	0- 0	AWAY	0- 0	1- 0	10- 0				
2- 2	0- 1	0- 1	NEUTRAL	0- 0	2- 0	0- 0				
11- 4	1- 1	0- 2	NON-CONFERENCE	3- 0	3- 0	4- 1				
4- 2	0- 0	0- 1	HOME	3- 0	0- 0	1- 1				
5- 0	1- 0	0- 0	AWAY	0- 0	1- 0	3- 0				
2- 2	0- 1	0- 1	NEUTRAL	0- 0	2- 0	0- 0				
15- 0	0- 0	0- 0	CONFERENCE	0- 0	0- 0	15- 0				
8- 0	0- 0	0- 0	HOME	0- 0	0- 0	8- 0				
7- 0	0- 0	0- 0	AWAY	0- 0	0- 0	7- 0				
0- 0	0- 0	0- 0	NEUTRAL	0- 0	0- 0	0- 0				

RPI 1-25			RPI 26-50			RPI 51-100			Team's RPI: 67	RPI 101+		
RPI	S	Opponent	Score	RPI	S	Opponent	Score	RPI	S	Opponent	Score	
21	N	Mississippi St.	60 65	38	H	Arkansas St.	48 62	59	H	Auburn	52 45	122 N Arizona 57 55
22	A	George Washington	64 60	43	N	Ohio	57 69	86	H	Quinnipiac	71 70	123 A Akron 82 64
								93	H	Harvard	74 65	142 N Western Mich. 60 42
												152 A Jacksonville 59 55
												152 H Jacksonville 58 39
												174 H Fla. Atlantic 55 62
												195 A Stetson 60 47
												195 H Stetson 61 48
												210 A USC Upstate 56 44
												210 H USC Upstate 54 43
												217 H Hartford 64 44
												218 A N.C. A&T 60 36
												266 A Providence 50 41
												286 A Kennesaw St. 78 47
												286 H Kennesaw St. 63 41
												304 A FIU 81 53
												326 A North Florida 65 38
												326 H North Florida 75 50
												333 A Lipscomb 71 39
												333 H Lipscomb 91 52
												342 A NJIT 53 32
												342 H NJIT 70 37
												342 H NJIT 60 31
LAST 12 Division I GAMES:												
342	H	NJIT	60 31	152	A	Jacksonville	59 55					
195	A	Stetson	60 47	326	H	North Florida	75 50					
333	H	Lipscomb	91 52	152	H	Jacksonville	58 39					
286	H	Kennesaw St.	63 41	326	A	North Florida	65 38					
210	A	USC Upstate	56 44	286	A	Kennesaw St.	78 47					
342	A	NJIT	53 32	333	A	Lipscomb	71 39					

Non-Div I Games: St. Thomas (FL) 86 33

FGCU

■ Loss, 
 ■ Non-Conf, 
 ■ S Site, 
 ■ Home 
 ■ Away 
 N Neutral

Average RPI Win:	260	WON-LOST	WINNING	LAST 10	STRENGTH OF	OPP. STRENGTH	TEAM	ADJ.	CONF.	ADJ CONF.
Average RPI Loss:	148	RECORD	PCT. RANK	GAMES	SCHEDULE	OF SCHEDULE	RPI	RPI	RPI	RPI
DIV. I ONLY	5- 25	322	3- 7	169	136	304	304	12	12	
DIV. I NON-CONF.	2- 9	296	0- 0	256	236	329	329	10	10	
TOTALS	RPI 1-25	RPI 26-50	W-L RECORDS	RPI 51-100	RPI 101-150	RPI 150+				
5- 25	0- 0	0- 4	OVERALL	0- 5	0- 2	5- 14				
3- 13	0- 0	0- 2	HOME	0- 3	0- 2	3- 6				
1- 12	0- 0	0- 0	AWAY	0- 1	0- 0	1- 2				
1- 0	0- 0	0- 0	NEUTRAL	0- 0	0- 0	1- 0				
2- 9	0- 0	0- 1	NON-CONFERENCE	0- 2	0- 1	2- 5				
2- 5	0- 0	0- 0	HOME	0- 2	0- 1	2- 2				
0- 4	0- 0	0- 1	AWAY	0- 0	0- 0	0- 3				
0- 0	0- 0	0- 0	NEUTRAL	0- 0	0- 0	0- 0				
3- 16	0- 0	0- 3	CONFERENCE	0- 3	0- 1	3- 9				
1- 8	0- 0	0- 2	HOME	0- 1	0- 1	1- 4				
1- 8	0- 0	0- 1	AWAY	0- 2	0- 0	1- 5				
1- 0	0- 0	0- 0	NEUTRAL	0- 0	0- 0	1- 0				

RPI S	Opponent	Score	RPI S	Opponent	Score	RPI S	Opponent	Score	RPI S	Opponent	Score	Team's RPI: 304
26	A Miami (FL)	55 83	66	A Middle Tenn.	55 77	132	H Marshall	58 65				
30	A UTEP	52 70	66	H Middle Tenn.	62 85	138	H Wake Forest	53 57				
30	H UTEP	57 69	67	H FGCU	53 81	151	A Old Dominion	49 84				
35	H Western Ky.	69 71	77	A Charlotte	74 87	152	A Jacksonville	44 80				
			100	H Marquette	83 95	164	A UAB	42 71				
						164	H UAB	72 61				
						170	A Southern Miss.	55 82				
						174	A Fla. Atlantic	82 87				
						174	H Fla. Atlantic	52 63				
						184	A Louisiana Tech	63 82				
						213	H Rhode Island	50 68				
						225	H North Texas	40 58				
						233	H Rice	62 68				
						260	A Cleveland St.	57 64				
						264	A UTSA	59 54				
						264	H UTSA	52 63				
						264	N UTSA	61 56				
						277	A UCF	72 89				
						288	H Florida A&M	81 65				
						291	H Wichita St.	62 76				
						320	H UMass Lowell	71 68				
LAST 12 Division I GAMES:												
264	N UTSA	61 56	264	A UTSA	59 54							
66	A Middle Tenn.	55 77	30	A UTEP	52 70							
164	A UAB	42 71	66	H Middle Tenn.	62 85							
174	H Fla. Atlantic	52 63	164	H UAB	72 61							
233	H Rice	62 68	151	A Old Dominion	49 84							
225	H North Texas	40 58	77	A Charlotte	74 87							

Non-Div I Games:

FIU



## Fairfield

Through Games Of March 8, 2016

Average RPI Win:	247	WON-LOST	WINNING	LAST 10	STRENGTH OF	OPP. STRENGTH	TEAM	ADJ.	CONF.	ADJ CONF.
Average RPI Loss:	153	RECORD	PCT. RANK	GAMES	SCHEDULE	OF SCHEDULE	RPI	RPI	RPI	RPI
DIV. I ONLY	16- 14	154	6- 4	230	246	200	200	23	23	
DIV. I NON-CONF.	5- 4	138	0- 0	102	211	146	146	22	22	
TOTALS	RPI 1-25	RPI 26-50	W-L RECORDS	RPI 51-100	RPI 101-150	RPI 150+				
16- 14	0- 0	0- 2	OVERALL	1- 3	0- 2	15- 7				
10- 6	0- 0	0- 1	HOME	1- 2	0- 1	9- 2				
6- 7	0- 0	0- 1	AWAY	0- 1	0- 1	6- 4				
0- 1	0- 0	0- 0	NEUTRAL	0- 0	0- 0	0- 1				
5- 4	0- 0	0- 2	NON-CONFERENCE	1- 1	0- 0	4- 1				
4- 2	0- 0	0- 1	HOME	1- 1	0- 0	3- 0				
1- 2	0- 0	0- 1	AWAY	0- 0	0- 0	1- 1				
0- 0	0- 0	0- 0	NEUTRAL	0- 0	0- 0	0- 0				
11- 10	0- 0	0- 0	CONFERENCE	0- 2	0- 2	11- 6				
6- 4	0- 0	0- 0	HOME	0- 1	0- 1	6- 2				
5- 5	0- 0	0- 0	AWAY	0- 1	0- 1	5- 3				
0- 1	0- 0	0- 0	NEUTRAL	0- 0	0- 0	0- 1				

RPI 1-25			RPI 26-50			RPI 51-100			RPI 101+			Team's RPI: 200			
RPI	S	Opponent	Score	RPI	S	Opponent	Score	RPI	S	Opponent	Score	RPI	S	Opponent	Score
				42	A	St. John's (NY)	54 73	65	H	Hofstra	53 67	101	A	Iona	53 69
				48	H	Albany (NY)	50 62	86	A	Quinnipiac	58 83	101	H	Iona	46 56
								86	H	Quinnipiac	55 64	160	A	Marist	63 64
								93	H	Harvard	67 50	160	H	Marist	57 72
												171	A	Cornell	35 59
												196	H	Sacred Heart	61 50
												222	A	Loyola Maryland	71 45
												223	A	Canisius	51 50
												223	H	Canisius	52 48
												229	A	Siena	71 51
												229	H	Siena	67 55
												246	A	Monmouth	68 60
												246	H	Monmouth	80 70
												246	N	Monmouth	46 64
												250	A	Manhattan	59 57
												250	H	Manhattan	55 70
												280	H	La Salle	62 59
												284	A	Rider	55 39
												284	H	Rider	63 56
												290	A	Niagara	55 56
												290	H	Niagara	61 43
												315	H	IPFW	74 62
												339	A	Saint Peter's	46 56
												339	H	Saint Peter's	76 49
LAST 12 Division I GAMES:															
				246	N	Monmouth	46 64	339	H	Saint Peter's	76 49				
				86	A	Quinnipiac	58 83	229	H	Siena	67 55				
				101	A	Iona	53 69	290	H	Niagara	61 43				
				160	A	Marist	63 64	246	A	Monmouth	68 60				
				229	A	Siena	71 51	284	H	Rider	63 56				
				246	H	Monmouth	80 70	223	H	Canisius	52 48				

Non-Div I Games:

Fairfield

■ Loss, 
 ■ Non-Conf, 
 ■ S Site, 
 ■ H Home 
 ■ A Away 
 N Neutral

Through Games of March 9, 1910				Through Games of March 9, 1910						
Average RPI Win:	287	WON-LOST	WINNING	LAST 10	STRENGTH OF	OPP. STRENGTH	TEAM	ADJ.	CONF.	ADJ CONF.
Average RPI Loss:	220	RECORD	PCT. RANK	GAMES	SCHEDULE	OF SCHEDULE	RPI	RPI	RPI	RPI
DIV. I ONLY	11- 21	265	4- 6	304	336	314	314	30	30	
DIV. I NON-CONF.	3- 10	277	0- 0	249	260	316	316	32	32	
-----										
TOTALS	RPI 1-25	RPI 26-50		W-L RECORDS		RPI 51-100	RPI 101-150	RPI 150+		
11- 21	0- 1	0- 0		OVERALL		0- 1	0- 1	11- 18		
8- 8	0- 0	0- 0		HOME		0- 0	0- 0	8- 8		
2- 11	0- 1	0- 0		AWAY		0- 1	0- 0	2- 9		
1- 2	0- 0	0- 0		NEUTRAL		0- 0	0- 1	1- 1		
3- 10	0- 1	0- 0		NON-CONFERENCE		0- 1	0- 1	3- 7		
2- 5	0- 0	0- 0		HOME		0- 0	0- 0	2- 5		
0- 3	0- 1	0- 0		AWAY		0- 1	0- 0	0- 1		
1- 2	0- 0	0- 0		NEUTRAL		0- 0	0- 1	1- 1		
8- 11	0- 0	0- 0		CONFERENCE		0- 0	0- 0	8- 11		
6- 3	0- 0	0- 0		HOME		0- 0	0- 0	6- 3		
2- 8	0- 0	0- 0		AWAY		0- 0	0- 0	2- 8		
0- 0	0- 0	0- 0		NEUTRAL		0- 0	0- 0	0- 0		

[illegible]

Non-Div I Games:

Fairleigh Dickinson

■ Loss, ■ Non-Conf, S Site, H Home A Away N Neutral

F  
a  
i  
r  
l  
e  
i  
g  
h  
D  
i  
c  
k  
i  
n  
s  
o  
n

RPI S Opponent Score  
Fairleigh Dickinson

Through Games Of March 8, 2016

RPI	S	Opponent	Score	
335	H	St. Francis Brooklyn	65	61
339	H	Saint Peter's	73	52
345	A	Wagner	73	57
345	H	Wagner	75	67

F  
a  
i  
r  
l  
e  
i  
g  
h  
D  
i  
c  
k  
i  
n  
s  
o  
n

Fairleigh Dickinson

Average RPI Win:	218	WON-LOST	WINNING	LAST 10	STRENGTH OF	OPP. STRENGTH	TEAM	ADJ.	CONF.	ADJ CONF.
Average RPI Loss:	123	RECORD	PCT. RANK	GAMES	SCHEDULE	OF SCHEDULE	RPI	RPI	RPI	RPI
DIV. I ONLY	13- 16	204	3- 7	108	168	174	174	12	12	
DIV. I NON-CONF.	7- 3	91	0- 0	45	319	67	67	10	10	
TOTALS	RPI 1-25	RPI 26-50	W-L RECORDS	RPI 51-100	RPI 101-150	RPI 150+				
13- 16	0- 0	0- 4	OVERALL	1- 4	3- 0	9- 8				
9- 6	0- 0	0- 2	HOME	0- 2	3- 0	6- 2				
3- 9	0- 0	0- 2	AWAY	1- 2	0- 0	2- 5				
1- 1	0- 0	0- 0	NEUTRAL	0- 0	0- 0	1- 1				
7- 3	0- 0	0- 1	NON-CONFERENCE	1- 1	2- 0	4- 1				
5- 1	0- 0	0- 0	HOME	0- 1	2- 0	3- 0				
1- 2	0- 0	0- 1	AWAY	1- 0	0- 0	0- 1				
1- 0	0- 0	0- 0	NEUTRAL	0- 0	0- 0	1- 0				
6- 13	0- 0	0- 3	CONFERENCE	0- 3	1- 0	5- 7				
4- 5	0- 0	0- 2	HOME	0- 1	1- 0	3- 2				
2- 7	0- 0	0- 1	AWAY	0- 2	0- 0	2- 4				
0- 1	0- 0	0- 0	NEUTRAL	0- 0	0- 0	0- 1				

RPI S	Opponent	Score	RPI S	Opponent	Score	RPI S	Opponent	Score	RPI S	Opponent	Score	Team's RPI: 174
30	A UTEP	47 75	30	H UTEP	66 78	61	H South Dakota	53 76	123	H Akron	91 77	
35	H Western Ky.	62 81	66	A Middle Tenn.	65 71	66	H Middle Tenn.	73 83	132	H Marshall	84 73	
50	A Kansas St.	53 102	66	H Middle Tenn.	73 83	67	A FGCU	62 55	148	H Milwaukee	71 67	
			77	A Charlotte	79 85				151	A Old Dominion	45 85	
									163	A Montana	69 83	
									164	A UAB	52 51	
									164	H UAB	62 67	
									170	A Southern Miss.	80 89	
									184	A Louisiana Tech	62 65	
									225	H North Texas	71 61	
									225 N	North Texas	74 79	
									233	H Rice	54 75	
									242	H Bethune-Cookman	82 60	
									257 N	Tennessee St.	69 64	
									264	A UTSA	54 57	
									264	H UTSA	64 51	
									282	H Miami (OH)	68 65	
									304	A FIU	63 52	
									304	H FIU	87 82	
									322	H Delaware St.	83 55	
LAST 12 Division I GAMES:												
225 N	North Texas	74 79	30	A UTEP	47 75							
164	A UAB	52 51	264	A UTSA	54 57							
66	A Middle Tenn.	65 71	164	H UAB	62 67							
304	A FIU	63 52	66	H Middle Tenn.	73 83							
225	H North Texas	71 61	77	A Charlotte	79 85							
233	H Rice	54 75	151	A Old Dominion	45 85							

Non-Div I Games: Keiser 74 52

Fla. Atlantic

Average RPI Win:	<b>136</b>	WON-LOST	WINNING	LAST 10	STRENGTH OF	OPP. STRENGTH	TEAM	ADJ.	CONF.	ADJ CONF.
Average RPI Loss:	<b>36</b>	RECORD	PCT. RANK	GAMES	SCHEDULE	OF SCHEDULE	RPI	RPI	RPI	RPI
DIV. I ONLY	<b>22- 8</b>	<b>53</b>	<b>6- 4</b>	<b>52</b>	<b>25</b>	<b>25</b>	<b>25</b>	<b>2</b>	<b>2</b>	
DIV. I NON-CONF.	<b>12- 1</b>	<b>9</b>	<b>0- 0</b>	<b>144</b>	<b>109</b>	<b>19</b>	<b>19</b>	<b>2</b>	<b>2</b>	
TOTALS	RPI 1-25	RPI 26-50	W-L RECORDS	RPI 51-100	RPI 101-150	RPI 150+				
22- 8	3- 3	3- 3	OVERALL	3- 2	3- 0	10- 0				
13- 2	3- 1	2- 1	HOME	2- 0	1- 0	5- 0				
7- 5	0- 1	1- 2	AWAY	0- 2	2- 0	4- 0				
2- 1	0- 1	0- 0	NEUTRAL	1- 0	0- 0	1- 0				
12- 1	1- 0	2- 0	NON-CONFERENCE	1- 1	0- 0	8- 0				
7- 0	1- 0	2- 0	HOME	0- 0	0- 0	4- 0				
3- 1	0- 0	0- 0	AWAY	0- 1	0- 0	3- 0				
2- 0	0- 0	0- 0	NEUTRAL	1- 0	0- 0	1- 0				
10- 7	2- 3	1- 3	CONFERENCE	2- 1	3- 0	2- 0				
6- 2	2- 1	0- 1	HOME	2- 0	1- 0	1- 0				
4- 4	0- 1	1- 2	AWAY	0- 1	2- 0	1- 0				
0- 1	0- 1	0- 0	NEUTRAL	0- 0	0- 0	0- 0				

RPI	S	Opponent	Score
4	A	South Carolina	71 <b>86</b>
12	H	Kentucky	85 79
12	N	Kentucky	69 <b>92</b>
15	H	Florida St.	82 72
19	H	Texas A&M	83 81
21	H	Mississippi St.	70 <b>76</b>

RPI	S	Opponent	Score
27	A	Tennessee	74 66
37	A	Georgia	63 <b>74</b>
37	H	Georgia	61 <b>71</b>
38	H	Arkansas St.	76 72
44	A	Missouri	64 <b>79</b>
49	H	North Carolina St.	79 72

RPI	S	Opponent	Score
57	N	Ball St.	85 79
59	A	Auburn	58 <b>80</b>
59	H	Auburn	56 49
72	A	Temple	91 <b>97</b>
75	H	Vanderbilt	79 67

RPI	S	Opponent	Score
120	A	LSU	82 56
120	H	LSU	53 45
140	A	Arkansas	71 66
158	H	Alabama	80 72
175	A	Ole Miss	85 65
187	A	South Ala.	72 60
197	A	Wisconsin	91 75
202	A	Colorado	83 61
209	H	Robert Morris	79 52
261	H	Saint Francis (PA)	122 65
277	N	UCF	93 79
286	H	Kennesaw St.	84 57
299	H	Savannah St.	99 34

## LAST 12 Division I GAMES:

12	N	Kentucky	69 <b>92</b>	4	A	South Carolina	71 <b>86</b>
59	H	Auburn	56 49	19	H	Texas A&M	83 81
120	A	LSU	82 56	12	H	Kentucky	85 79
37	A	Georgia	63 <b>74</b>	140	A	Arkansas	71 66
75	H	Vanderbilt	79 67	44	A	Missouri	64 <b>79</b>
59	A	Auburn	58 <b>80</b>	158	H	Alabama	80 72

Non-Div I Games:

Florida

Average RPI Win:	290	WON-LOST	WINNING	LAST 10	STRENGTH OF	OPP. STRENGTH	TEAM	ADJ.	CONF.	ADJ CONF.
Average RPI Loss:	238	RECORD	PCT. RANK	GAMES	SCHEDULE	OF SCHEDULE	RPI	RPI	RPI	RPI
DIV. I ONLY	14- 14	165	5- 5	349	320	288	288	32	32	
DIV. I NON-CONF.	4- 7	222	0- 0	344	149	321	321	30	30	
TOTALS	RPI 1-25	RPI 26-50	W-L RECORDS	RPI 51-100	RPI 101-150	RPI 150+				
14- 14	0- 0	0- 0	OVERALL	0- 1	0- 1	14- 12				
6- 5	0- 0	0- 0	HOME	0- 0	0- 1	6- 4				
5- 8	0- 0	0- 0	AWAY	0- 1	0- 0	5- 7				
3- 1	0- 0	0- 0	NEUTRAL	0- 0	0- 0	3- 1				
4- 7	0- 0	0- 0	NON-CONFERENCE	0- 1	0- 1	4- 5				
1- 2	0- 0	0- 0	HOME	0- 0	0- 1	1- 1				
1- 4	0- 0	0- 0	AWAY	0- 1	0- 0	1- 3				
2- 1	0- 0	0- 0	NEUTRAL	0- 0	0- 0	2- 1				
10- 7	0- 0	0- 0	CONFERENCE	0- 0	0- 0	10- 7				
5- 3	0- 0	0- 0	HOME	0- 0	0- 0	5- 3				
4- 4	0- 0	0- 0	AWAY	0- 0	0- 0	4- 4				
1- 0	0- 0	0- 0	NEUTRAL	0- 0	0- 0	1- 0				

[illegible]

Non-Div I Games:	Clark Atlanta	98	88	Fla. Memorial	66	62
------------------	---------------	----	----	---------------	----	----

Florida A&M

Loss, Non-Conf, S Site, H Home A Away N Neutral

RPI	S	Opponent	Score
348	H	N.C. Central	55 45

Florida A&M

F  
l  
o  
r  
i  
d  
a  
A  
&  
M

F  
l  
o  
r  
i  
d  
a  
A  
&  
M

Average RPI Win:	142	WON-LOST	WINNING	LAST 10	STRENGTH OF	OPP. STRENGTH	TEAM	ADJ.	CONF.	ADJ CONF.
Average RPI Loss:	13	RECORD	PCT. RANK	GAMES	SCHEDULE	OF SCHEDULE	RPI	RPI	RPI	RPI
DIV. I ONLY	23- 7	39	7- 3	21	43	15	15	4	4	
DIV. I NON-CONF.	10- 3	61	0- 0	37	102	26	26	5	5	
TOTALS	RPI 1-25	RPI 26-50	W-L RECORDS	RPI 51-100	RPI 101-150	RPI 150+				
23- 7	0- 6	4- 1	OVERALL	4- 0	6- 0	9- 0				
15- 1	0- 1	1- 0	HOME	4- 0	4- 0	6- 0				
7- 4	0- 4	3- 0	AWAY	0- 0	2- 0	2- 0				
1- 2	0- 1	0- 1	NEUTRAL	0- 0	0- 0	1- 0				
10- 3	0- 3	0- 0	NON-CONFERENCE	3- 0	1- 0	6- 0				
8- 0	0- 0	0- 0	HOME	3- 0	1- 0	4- 0				
1- 2	0- 2	0- 0	AWAY	0- 0	0- 0	1- 0				
1- 1	0- 1	0- 0	NEUTRAL	0- 0	0- 0	1- 0				
13- 4	0- 3	4- 1	CONFERENCE	1- 0	5- 0	3- 0				
7- 1	0- 1	1- 0	HOME	1- 0	3- 0	2- 0				
6- 2	0- 2	3- 0	AWAY	0- 0	2- 0	1- 0				
0- 1	0- 0	0- 1	NEUTRAL	0- 0	0- 0	0- 0				

RPI 1-25				RPI 26-50				RPI 51-100				RPI 101+			
RPI	S	Opponent	Score	RPI	S	Opponent	Score	RPI	S	Opponent	Score	RPI	S	Opponent	Score
1	H	Notre Dame	66 73	26	A	Miami (FL)	69 58	52	H	Rutgers	65 43	109	H	Virginia	70 48
3	N	UConn	49 73	26	H	Miami (FL)	70 67	72	H	Temple	75 47	112	H	Mercer	79 36
11	A	Arizona St.	56 68	26	N	Miami (FL)	56 74	73	H	Georgia Tech	75 69	118	H	Boston College	75 42
13	A	Syracuse	73 83	47	A	Duke	69 53	74	H	Tulane	78 72	121	H	Virginia Tech	68 50
14	A	Louisville	69 79	49	A	North Carolina St.	56 52					127	A	Pittsburgh	66 55
25	A	Florida	72 82									138	A	Wake Forest	96 55
												152	H	Jacksonville	77 60
												153	H	North Carolina	94 63
												164	H	UAB	84 44
												237	N	Sam Houston St.	94 37
												256	A	Clemson	85 40
												256	H	Clemson	75 56
												263	H	Murray St.	101 59
												322	A	LIU Brooklyn	78 42
												326	H	North Florida	80 28
LAST 12 Division I GAMES:															
26	N	Miami (FL)	56 74	47	A	Duke	69 53								
26	H	Miami (FL)	70 67	256	H	Clemson	75 56								
49	A	North Carolina St.	56 52	121	H	Virginia Tech	68 50								
1	H	Notre Dame	66 73	138	A	Wake Forest	96 55								
13	A	Syracuse	73 83	26	A	Miami (FL)	69 58								
153	H	North Carolina	94 63	109	H	Virginia	70 48								

Non-Div I Games:

Florida St.

■ Loss, 
 ■ Non-Conf, 
 ■ S Site, 
 ■ H Home 
 ■ A Away 
 N Neutral



Average RPI Win:	211	WON-LOST	WINNING	LAST 10	STRENGTH OF	OPP. STRENGTH	TEAM	ADJ.	CONF.	ADJ CONF.
Average RPI Loss:	86	RECORD	PCT. RANK	GAMES	SCHEDULE	OF SCHEDULE	RPI	RPI	RPI	RPI
DIV. I ONLY	14- 17	202	5- 5	93	93	161	161	7	7	
DIV. I NON-CONF.	5- 8	209	0- 0	175	136	232	232	8	8	
TOTALS	RPI 1-25	RPI 26-50	W-L RECORDS	RPI 51-100	RPI 101-150	RPI 150+				
14- 17	1- 3	1- 3	OVERALL	0- 5	1- 3	11- 3				
11- 4	1- 0	1- 0	HOME	0- 3	1- 0	8- 1				
2- 10	0- 0	0- 2	AWAY	0- 1	0- 0	2- 0				
1- 3	0- 2	0- 0	NEUTRAL	0- 0	0- 1	1- 0				
5- 8	0- 1	0- 2	NON-CONFERENCE	0- 2	0- 2	5- 1				
4- 3	0- 0	0- 0	HOME	0- 2	0- 0	4- 1				
1- 3	0- 0	0- 2	AWAY	0- 0	0- 1	1- 0				
0- 2	0- 1	0- 0	NEUTRAL	0- 0	0- 1	0- 0				
9- 9	1- 2	1- 1	CONFERENCE	0- 3	1- 1	6- 2				
7- 1	1- 0	1- 0	HOME	0- 1	1- 0	4- 0				
1- 7	0- 1	0- 1	AWAY	0- 2	0- 1	1- 2				
1- 1	0- 1	0- 0	NEUTRAL	0- 0	0- 0	1- 0				

RPI 1-25				RPI 26-50				RPI 51-100				RPI 101+ Team's RPI: 161			
RPI	S	Opponent	Score	RPI	S	Opponent	Score	RPI	S	Opponent	Score	RPI	S	Opponent	Score
13	N	Syracuse	54 76	36	A	St. Bonaventure	41 55	53	H	Saint Louis	49 51	116	A	Saint Joseph's	51 61
18	A	Duquesne	40 55	36	H	St. Bonaventure	77 68	71	A	VCU	51 61	116	H	Saint Joseph's	47 40
18	N	Duquesne	65 70	39	A	Princeton	44 55	72	H	Temple	44 57	134	A	Penn St.	59 75
22	H	George Washington	76 69	41	A	Seton Hall	54 66	75	H	Vanderbilt	40 53	137	N	Texas Tech	48 62
								83	A	Dayton	55 77	162	H	Delaware	48 55
												168	H	George Mason	66 54
												189	A	Davidson	51 69
												189	H	Davidson	51 40
												198	A	Richmond	48 52
												213	H	Rhode Island	50 42
												221	A	Massachusetts	60 55
												221	N	Massachusetts	73 62
												250	A	Manhattan	60 49
												276	H	Central Conn. St.	63 48
												280	H	La Salle	54 44
												313	H	A&M-Corpus Christi	67 49
												322	H	Delaware St.	74 58
												329	H	Lafayette	61 49
LAST 12 Division I GAMES:															
18	N	Duquesne	65 70	280	H	La Salle	54 44								
221	N	Massachusetts	73 62	116	A	Saint Joseph's	51 61								
83	A	Dayton	55 77	221	A	Massachusetts	60 55								
36	H	St. Bonaventure	77 68	22	H	George Washington	76 69								
53	H	Saint Louis	49 51	213	H	Rhode Island	50 42								
198	A	Richmond	48 52	71	A	VCU	51 61								

Non-Div I Games:

Fordham

■ Loss, 
 ■ Non-Conf, S Site, 
 ■ Home 
 ■ Away 
 N Neutral

Average RPI Win:	234	WON-LOST	WINNING	LAST 10	STRENGTH OF	OPP. STRENGTH	TEAM	ADJ.	CONF.	ADJ CONF.
Average RPI Loss:	100	RECORD	PCT. RANK	GAMES	SCHEDULE	OF SCHEDULE	RPI	RPI	RPI	RPI
DIV. I ONLY	18- 10	88	8- 2	166	180	115	115	19	19	
DIV. I NON-CONF.	2- 7	280	0- 0	16	56	174	174	20	20	
TOTALS	RPI 1-25	RPI 26-50	W-L RECORDS	RPI 51-100	RPI 101-150	RPI 150+				
18- 10	0- 1	0- 2	OVERALL	0- 4	0- 0	18- 3				
9- 4	0- 1	0- 1	HOME	0- 1	0- 0	9- 1				
7- 6	0- 0	0- 1	AWAY	0- 3	0- 0	7- 2				
2- 0	0- 0	0- 0	NEUTRAL	0- 0	0- 0	2- 0				
2- 7	0- 1	0- 1	NON-CONFERENCE	0- 4	0- 0	2- 1				
1- 3	0- 1	0- 1	HOME	0- 1	0- 0	1- 0				
0- 4	0- 0	0- 0	AWAY	0- 3	0- 0	0- 1				
1- 0	0- 0	0- 0	NEUTRAL	0- 0	0- 0	1- 0				
16- 3	0- 0	0- 1	CONFERENCE	0- 0	0- 0	16- 2				
8- 1	0- 0	0- 0	HOME	0- 0	0- 0	8- 1				
7- 2	0- 0	0- 1	AWAY	0- 0	0- 0	7- 1				
1- 0	0- 0	0- 0	NEUTRAL	0- 0	0- 0	1- 0				

RPI 1-25				RPI 26-50				RPI 51-100				RPI 101+ Team's RPI: 115			
RPI	S	Opponent	Score	RPI	S	Opponent	Score	RPI	S	Opponent	Score	RPI	S	Opponent	Score
22	H	George Washington	53 61	33	H	Washington	79 89	54	A	St. Mary's (CA)	81 83	155	H	Boise St.	62 57
				45	A	Colorado St.	55 68	58	A	UC Riverside	68 86	159	N	Northeastern	69 55
								82	H	San Diego	68 72	166	A	New Mexico	69 65
								88	A	Utah	63 78	166	H	New Mexico	51 43
												183	A	Cal Poly	60 64
												191	A	UNLV	57 52
												191	H	UNLV	58 54
												201	A	San Jose St.	59 54
												201	H	San Jose St.	64 66
												212	H	CSU Bakersfield	57 52
												230	A	Utah St.	67 61
												230	H	Utah St.	66 62
												230	N	Utah St.	55 47
												234	A	San Diego St.	54 65
												234	H	San Diego St.	54 49
												255	A	Wyoming	49 42
												255	H	Wyoming	64 52
												324	A	Nevada	67 59
												324	H	Nevada	65 56
												341	A	Air Force	63 48
												341	H	Air Force	70 46
LAST 12 Division I GAMES:															
230	N	Utah St.	55 47	255	H	Wyoming	64 52								
230	H	Utah St.	66 62	324	H	Nevada	65 56								
45	A	Colorado St.	55 68	234	A	San Diego St.	54 65								
166	H	New Mexico	51 43	191	A	UNLV	57 52								
341	A	Air Force	63 48	201	H	San Jose St.	64 66								
230	A	Utah St.	67 61	255	A	Wyoming	49 42								

Non-Div I Games: Fresno Pacific 78 33 Stanislaus St. 72 49

Fresno St.

■ Loss, 
 ■ Non-Conf, S Site, 
 ■ Home 
 ■ Away 
 N Neutral

Average RPI Win: <b>266</b>	WON-LOST	WINNING	LAST 10	STRENGTH OF	OPP. STRENGTH	TEAM	ADJ.	CONF.	ADJ CONF.
Average RPI Loss: <b>128</b>	RECORD	PCT. RANK	GAMES	SCHEDULE	OF SCHEDULE	RPI	RPI	RPI	RPI
DIV. I ONLY	<b>13- 16</b>	<b>204</b>	<b>4- 6</b>	<b>234</b>	<b>205</b>	<b>215</b>	<b>215</b>	<b>17</b>	<b>17</b>
DIV. I NON-CONF.	<b>5- 8</b>	<b>209</b>	<b>0- 0</b>	<b>257</b>	<b>250</b>	<b>240</b>	<b>240</b>	<b>15</b>	<b>15</b>
TOTALS	RPI 1-25	RPI 26-50	W-L RECORDS	RPI 51-100	RPI 101-150	RPI 150+			
13- 16	0- 0	0- 3	OVERALL	0- 2	0- 7	13- 4			
7- 5	0- 0	0- 1	HOME	0- 1	0- 2	7- 1			
5- 10	0- 0	0- 0	AWAY	0- 1	0- 1	5- 0			
1- 1	0- 0	0- 0	NEUTRAL	0- 0	0- 1	1- 0			
5- 8	0- 0	0- 1	NON-CONFERENCE	0- 2	0- 2	5- 3			
3- 2	0- 0	0- 0	HOME	0- 1	0- 0	3- 1			
2- 6	0- 0	0- 1	AWAY	0- 1	0- 2	2- 2			
0- 0	0- 0	0- 0	NEUTRAL	0- 0	0- 0	0- 0			
8- 8	0- 0	0- 2	CONFERENCE	0- 0	0- 5	8- 1			
4- 3	0- 0	0- 1	HOME	0- 0	0- 2	4- 0			
3- 4	0- 0	0- 1	AWAY	0- 0	0- 2	3- 1			
1- 1	0- 0	0- 0	NEUTRAL	0- 0	0- 1	1- 0			

RPI S	Opponent	Score	RPI S	Opponent	Score	RPI S	Opponent	Score	RPI S	Opponent	Score	Team's RPI: 215
37	A Georgia	39 77	71	A VCU	45 67	111	A Samford	63 77				
40	A Chattanooga	46 61	89	H Elon	55 65	111	H Samford	45 58				
40	H Chattanooga	50 56				112	A Mercer	62 64				
						112	H Mercer	50 61				
						112	N Mercer	50 64				
						121	A Virginia Tech	30 59				
						131	A UNC Asheville	71 84				
						165	A ETSU	64 68				
						165	H ETSU	81 77				
						165	N ETSU	71 68				
						189	H Davidson	51 69				
						198	A Richmond	69 62				
						210	A USC Upstate	75 63				
						256	H Clemson	70 49				
						262	A Appalachian St.	78 92				
						298	A Western Caro.	83 76				
						298	H Western Caro.	71 56				
						303	H South Carolina St.	59 46				
						308	A Wofford	70 61				
						308	H Wofford	70 64				
						312	A UNCG	75 59				
						312	H UNCG	85 71				
						327	H Winthrop	71 52				
						348	A N.C. Central	61 66				
LAST 12 Division I GAMES:												
112	N Mercer	50 64	308	H Wofford	70 64							
165	N ETSU	71 68	165	A ETSU	64 68							
112	A Mercer	62 64	40	A Chattanooga	46 61							
111	A Samford	63 77	112	H Mercer	50 61							
298	H Western Caro.	71 56	111	H Samford	45 58							
312	H UNCG	85 71	312	A UNCG	75 59							

Non-Div I Games: Converse 89 52 North Greenville 69 39

Furman

Loss, Non-Conf, S Site, H Home A Away N Neutral

## Ga. Southern

Through Games Of March 8, 2016

Average RPI Win:	265	WON-LOST	WINNING	LAST 10	STRENGTH OF	OPP. STRENGTH	TEAM	ADJ.	CONF.	ADJ CONF.
Average RPI Loss:	171	RECORD	PCT. RANK	GAMES	SCHEDULE	OF SCHEDULE	RPI	RPI	RPI	RPI
DIV. I ONLY	7- 22	297	1- 9	198	255	292	292	15	15	
DIV. I NON-CONF.	3- 6	234	0- 0	214	348	266	266	14	14	
TOTALS	RPI 1-25	RPI 26-50	W-L RECORDS	RPI 51-100	RPI 101-150	RPI 150+				
7- 22	0- 0	0- 3	OVERALL	0- 0	0- 9	7- 10				
4- 10	0- 0	0- 1	HOME	0- 0	0- 4	4- 5				
3- 11	0- 0	0- 2	AWAY	0- 0	0- 5	3- 4				
0- 1	0- 0	0- 0	NEUTRAL	0- 0	0- 0	0- 1				
3- 6	0- 0	0- 1	NON-CONFERENCE	0- 0	0- 1	3- 4				
2- 2	0- 0	0- 0	HOME	0- 0	0- 0	2- 2				
1- 3	0- 0	0- 1	AWAY	0- 0	0- 1	1- 1				
0- 1	0- 0	0- 0	NEUTRAL	0- 0	0- 0	0- 1				
4- 16	0- 0	0- 2	CONFERENCE	0- 0	0- 8	4- 6				
2- 8	0- 0	0- 1	HOME	0- 0	0- 4	2- 3				
2- 8	0- 0	0- 1	AWAY	0- 0	0- 4	2- 3				
0- 0	0- 0	0- 0	NEUTRAL	0- 0	0- 0	0- 0				

RPI	S	Opponent	Score	RPI	S	Opponent	Score	RPI	S	Opponent	Score	RPI	S	Opponent	Score	Team's RPI: 292
37	A	Georgia	28	75	104	A	Little Rock	36	69	104	H	Little Rock	45	50		
38	A	Arkansas St.	54	77	112	A	Mercer	50	62	133	A	La.-Lafayette	49	56		
38	H	Arkansas St.	52	79	133	H	La.-Lafayette	39	56	141	A	Troy	68	84		
					141	H	Troy	66	81	147	A	UT Arlington	31	70		
					147	H	UT Arlington	41	53	187	A	South Ala.	45	48		
					187	H	South Ala.	57	43	187	H	South Ala.	57	43		
					195	A	Stetson	57	79	195	A	Stetson	57	79		
					209	H	Robert Morris	49	64	209	H	Robert Morris	49	64		
					242	N	Bethune-Cookman	49	65	242	N	Bethune-Cookman	49	65		
					244	A	Texas St.	56	61	244	A	Texas St.	56	61		
					244	H	Texas St.	78	64	244	H	Texas St.	78	64		
					262	A	Appalachian St.	65	50	262	A	Appalachian St.	65	50		
					262	H	Appalachian St.	62	68	262	H	Appalachian St.	62	68		
					272	A	Georgia St.	61	50	272	A	Georgia St.	61	50		
					272	H	Georgia St.	60	61	272	H	Georgia St.	60	61		
					273	A	La.-Monroe	49	59	273	A	La.-Monroe	49	59		
					273	H	La.-Monroe	49	50	273	H	La.-Monroe	49	50		
					294	H	Charleston So.	64	51	294	H	Charleston So.	64	51		
					297	H	Jacksonville St.	60	56	297	H	Jacksonville St.	60	56		
					299	A	Savannah St.	64	48	299	A	Savannah St.	64	48		
					333	H	Lipscomb	55	66	333	H	Lipscomb	55	66		
LAST 12 Division I GAMES:																
133	A	La.-Lafayette	49	56	187	A	South Ala.	45	48							
273	A	La.-Monroe	49	59	141	A	Troy	68	84							
262	H	Appalachian St.	62	68	244	H	Texas St.	78	64							
272	H	Georgia St.	60	61	147	H	UT Arlington	41	53							
104	H	Little Rock	45	50	38	A	Arkansas St.	54	77							
38	H	Arkansas St.	52	79	104	A	Little Rock	36	69							

Non-Div I Games:

Ga. Southern

■ Loss, 
 ■ Non-Conf, 
 ■ S Site, 
 ■ Home 
 ■ A Away 
 N Neutral

Average RPI Win: 240		WON-LOST	WINNING	LAST 10	STRENGTH OF	OPP. STRENGTH	TEAM	ADJ.	CONF.	ADJ CONF.
Average RPI Loss: 214		RECORD	PCT. RANK	GAMES	SCHEDULE	OF SCHEDULE	RPI	RPI	RPI	RPI
DIV. I ONLY		17- 11	109	6- 4	315	276	206	206	27	27
DIV. I NON-CONF.		4- 4	160	0- 0	333	122	279	279	29	29
TOTALS		RPI 1-25	RPI 26-50	W-L RECORDS	RPI 51-100	RPI 101-150	RPI 150+			
17- 11	0- 0		0- 0	OVERALL	0- 0	3- 3	14- 8			
12- 2	0- 0		0- 0	HOME	0- 0	2- 0	10- 2			
5- 6	0- 0		0- 0	AWAY	0- 0	1- 1	4- 5			
0- 3	0- 0		0- 0	NEUTRAL	0- 0	0- 2	0- 1			
4- 4	0- 0		0- 0	NON-CONFERENCE	0- 0	0- 2	4- 2			
3- 1	0- 0		0- 0	HOME	0- 0	0- 0	3- 1			
1- 0	0- 0		0- 0	AWAY	0- 0	0- 0	1- 0			
0- 3	0- 0		0- 0	NEUTRAL	0- 0	0- 2	0- 1			
13- 7	0- 0		0- 0	CONFERENCE	0- 0	3- 1	10- 6			
9- 1	0- 0		0- 0	HOME	0- 0	2- 0	7- 1			
4- 6	0- 0		0- 0	AWAY	0- 0	1- 1	3- 5			
0- 0	0- 0		0- 0	NEUTRAL	0- 0	0- 0	0- 0			

[illegible]

Non-Div I Games:	Montreat	84	49	Bluefield Col.	64	51
------------------	----------	----	----	----------------	----	----

Gardner-Webb

Loss, Non-Conf, S Site, H Home A Away N Neutral

RPI	S	Opponent	Score	
327	A	Winthrop	62	81
327	H	Winthrop	70	52

G  
a  
r  
d  
n  
e  
r  
-  
W  
e  
b  
b

G  
a  
r  
d  
n  
e  
r  
-  
W  
e  
b  
b

Gardner-Webb

## George Mason

Through Games Of March 8, 2016

Average RPI Win:	191	WON-LOST	WINNING	LAST 10	STRENGTH OF	OPP. STRENGTH	TEAM	ADJ.	CONF.	ADJ CONF.
Average RPI Loss:	93	RECORD	PCT. RANK	GAMES	SCHEDULE	OF SCHEDULE	RPI	RPI	RPI	RPI
DIV. I ONLY	12- 19	240	4- 6	87	85	168	168	7	7	
DIV. I NON-CONF.	5- 8	209	0- 0	253	100	238	238	8	8	
TOTALS	RPI 1-25	RPI 26-50	W-L RECORDS	RPI 51-100	RPI 101-150	RPI 150+				
12- 19	0- 4	0- 2	OVERALL	3- 5	1- 3	8- 5				
7- 5	0- 2	0- 0	HOME	1- 1	1- 1	5- 1				
2- 12	0- 1	0- 1	AWAY	1- 4	0- 2	1- 4				
3- 2	0- 1	0- 1	NEUTRAL	1- 0	0- 0	2- 0				
5- 8	0- 0	0- 1	NON-CONFERENCE	0- 2	0- 3	5- 2				
3- 1	0- 0	0- 0	HOME	0- 0	0- 1	3- 0				
0- 6	0- 0	0- 0	AWAY	0- 2	0- 2	0- 2				
2- 1	0- 0	0- 1	NEUTRAL	0- 0	0- 0	2- 0				
7- 11	0- 4	0- 1	CONFERENCE	3- 3	1- 0	3- 3				
4- 4	0- 2	0- 0	HOME	1- 1	1- 0	2- 1				
2- 6	0- 1	0- 1	AWAY	1- 2	0- 0	1- 2				
1- 1	0- 1	0- 0	NEUTRAL	1- 0	0- 0	0- 0				

RPI S	Opponent	Score	RPI S	Opponent	Score	RPI S	Opponent	Score	RPI S	Opponent	Score	Team's RPI: 168
18 H	Duquesne	56 72	35 N	Western Ky.	58 84	53 A	Saint Louis	73 63	102 H	Georgetown	57 63	
22 A	George Washington	68 82	36 A	St. Bonaventure	55 70	53 H	Saint Louis	50 61	116 H	Saint Joseph's	55 41	
22 H	George Washington	66 73				59 A	Auburn	59 88	121 A	Virginia Tech	63 80	
22 N	George Washington	48 78				71 A	VCU	34 65	122 A	Arizona	60 68	
						71 H	VCU	70 54	161 A	Fordham	54 66	
						83 A	Dayton	58 81	162 H	Delaware	90 83	
						83 N	Dayton	66 62	172 A	Radford	63 66	
						88 A	Utah	62 74	189 A	Davidson	63 68	
									191 A	UNLV	59 67	
									192 N	Tulsa	64 63	
									198 H	Richmond	50 57	
									213 A	Rhode Island	68 65	
									221 H	Massachusetts	64 59	
									267 N	Pepperdine	71 63	
									280 H	La Salle	79 70	
									295 H	Towson	88 76	
									341 H	Air Force	69 52	
LAST 12 Division I GAMES:												
22 N	George Washington	48 78	83 A	Dayton	58 81							
83 N	Dayton	66 62	116 H	Saint Joseph's	55 41							
22 H	George Washington	66 73	189 A	Davidson	63 68							
71 A	VCU	34 65	221 H	Massachusetts	64 59							
198 H	Richmond	50 57	53 H	Saint Louis	50 61							
213 A	Rhode Island	68 65	22 A	George Washington	68 82							

Non-Div I Games:

George Mason

■ Loss, 
 ■ Non-Conf, 
 ■ S Site, 
 ■ H Home 
 ■ A Away 
 N Neutral

## George Washington

Through Games Of March 8, 2016

Average RPI Win:	147	WON-LOST	WINNING	LAST 10	STRENGTH OF	OPP. STRENGTH	TEAM	ADJ.	CONF.	ADJ CONF.
Average RPI Loss:	75	RECORD	PCT. RANK	GAMES	SCHEDULE	OF SCHEDULE	RPI	RPI	RPI	RPI
DIV. I ONLY	26- 6	24	7- 3	73	81	22	22	7	7	
DIV. I NON-CONF.	10- 3	61	0- 0	75	79	46	46	8	8	
TOTALS	RPI 1-25	RPI 26-50	W-L RECORDS	RPI 51-100	RPI 101-150	RPI 150+				
26- 6	2- 1	0- 1	OVERALL	6- 2	4- 1	14- 1				
12- 2	0- 0	0- 0	HOME	3- 2	1- 0	8- 0				
9- 3	1- 1	0- 1	AWAY	1- 0	3- 0	4- 1				
5- 1	1- 0	0- 0	NEUTRAL	2- 0	0- 1	2- 0				
10- 3	0- 1	0- 0	NON-CONFERENCE	2- 1	3- 1	5- 0				
5- 1	0- 0	0- 0	HOME	1- 1	1- 0	3- 0				
3- 1	0- 1	0- 0	AWAY	0- 0	2- 0	1- 0				
2- 1	0- 0	0- 0	NEUTRAL	1- 0	0- 1	1- 0				
16- 3	2- 0	0- 1	CONFERENCE	4- 1	1- 0	9- 1				
7- 1	0- 0	0- 0	HOME	2- 1	0- 0	5- 0				
6- 2	1- 0	0- 1	AWAY	1- 0	1- 0	3- 1				
3- 0	1- 0	0- 0	NEUTRAL	1- 0	0- 0	1- 0				

RPI 1-25				Team's RPI: 22	RPI 26-50				RPI 51-100				RPI 101+			
RPI	S	Opponent	Score		RPI	S	Opponent	Score	RPI	S	Opponent	Score	RPI	S	Opponent	Score
10	A	Stanford	63 84		36	A	St. Bonaventure	67 69	53	H	Saint Louis	89 80	101	H	Iona	70 65
18	A	Duquesne	70 52						56	H	Villanova	78 70	103	N	Wright St.	71 77
18	N	Duquesne	63 60						60	N	Iowa	81 77	110	A	Memphis	68 62
									67	H	FGCU	60 64	115	A	Fresno St.	61 53
									71	H	VCU	68 79	116	A	Saint Joseph's	70 45
									71	N	VCU	72 58	161	A	Fordham	69 76
									83	A	Dayton	62 61	168	A	George Mason	73 66
									83	H	Dayton	72 62	168	H	George Mason	82 68
													168	N	George Mason	78 48
													178	A	Illinois	70 57
													181	H	Grambling	85 58
													189	A	Davidson	79 60
													198	A	Richmond	62 47
													198	H	Richmond	55 53
													213	H	Rhode Island	68 52
													217	H	Hartford	82 51
													221	H	Massachusetts	67 50
													274	H	American	78 48
													280	H	La Salle	83 59
													285	N	Houston	82 78
LAST 12 Division I GAMES:																
18	N	Duquesne	63 60		36	A	St. Bonaventure	67 69								
71	N	VCU	72 58		83	H	Dayton	72 62								
168	N	George Mason	78 48		198	A	Richmond	62 47								
168	A	George Mason	73 66		161	A	Fordham	69 76								
198	H	Richmond	55 53		53	H	Saint Louis	89 80								
71	H	VCU	68 79		189	A	Davidson	79 60								

Non-Div I Games:

George Washington

■ Loss, 
 ■ Non-Conf, 
 S Site, 
 ■ Home 
 ■ Away 
 N Neutral



## Georgetown

Through Games Of March 8, 2016

Average RPI Win:	172	WON-LOST	WINNING	LAST 10	STRENGTH OF	OPP. STRENGTH	TEAM	ADJ.	CONF.	ADJ CONF.
Average RPI Loss:	80	RECORD	PCT. RANK	GAMES	SCHEDULE	OF SCHEDULE	RPI	RPI	RPI	RPI
DIV. I ONLY	16- 13	150	6- 4	90	83	102	102	6	6	
DIV. I NON-CONF.	7- 3	91	0- 0	178	226	83	83	6	6	
TOTALS	RPI 1-25	RPI 26-50	W-L RECORDS	RPI 51-100	RPI 101-150	RPI 150+				
16- 13	0- 0	1- 7	OVERALL	3- 2	3- 1	9- 3				
8- 4	0- 0	0- 3	HOME	1- 1	2- 0	5- 0				
6- 8	0- 0	1- 3	AWAY	1- 1	1- 1	3- 3				
2- 1	0- 0	0- 1	NEUTRAL	1- 0	0- 0	1- 0				
7- 3	0- 0	0- 1	NON-CONFERENCE	1- 0	1- 1	5- 1				
3- 0	0- 0	0- 0	HOME	0- 0	1- 0	2- 0				
2- 3	0- 0	0- 1	AWAY	0- 0	0- 1	2- 1				
2- 0	0- 0	0- 0	NEUTRAL	1- 0	0- 0	1- 0				
9- 10	0- 0	1- 6	CONFERENCE	2- 2	2- 0	4- 2				
5- 4	0- 0	0- 3	HOME	1- 1	1- 0	3- 0				
4- 5	0- 0	1- 2	AWAY	1- 1	1- 0	1- 2				
0- 1	0- 0	0- 1	NEUTRAL	0- 0	0- 0	0- 0				

RPI S	Opponent	Score	RPI S	Opponent	Score	RPI S	Opponent	Score	RPI S	Opponent	Score	Team's RPI: 102
29	A DePaul	53 75	29	H DePaul	66 80	56	A Villanova	57 51	110	A Memphis	53 57	
36	A St. Bonaventure	54 69	41	A Seton Hall	73 65	86	N Quinnipiac	80 68	114	A Creighton	57 44	
41	A Seton Hall	73 65	41	H Seton Hall	75 83	100	A Marquette	72 87	114	H Creighton	69 57	
42	A St. John's (NY)	55 63	42	A St. John's (NY)	60 65	100	H Marquette	75 72	121	H Virginia Tech	73 56	
42	H St. John's (NY)	60 65	42	N St. John's (NY)	52 65				158	A Alabama	66 78	
									162	H Delaware	61 50	
									168	A George Mason	63 57	
									169	A Xavier	54 59	
									169	H Xavier	63 51	
									180	A Butler	76 82	
									180	H Butler	49 35	
									266	A Providence	82 51	
									266	H Providence	63 53	
									281	A UMES	71 60	
									295	H Towson	82 46	
									335	N St. Francis Brooklyn	74 52	
LAST 12 Division I GAMES:												
42	N St. John's (NY)	52 65	29	H DePaul	66 80							
169	H Xavier	63 51	100	H Marquette	75 72							
180	H Butler	49 35	114	A Creighton	57 44							
56	H Villanova	60 63	266	A Providence	82 51							
42	A St. John's (NY)	55 63	56	A Villanova	57 51							
41	A Seton Hall	73 65	41	H Seton Hall	75 83							

Non-Div I Games:

Georgetown

■ Loss, 
 ■ Non-Conf, 
 ■ S Site, 
 ■ H Home 
 ■ A Away 
 N Neutral

Average RPI Win:	135	WON-LOST	WINNING	LAST 10	STRENGTH OF	OPP. STRENGTH	TEAM	ADJ.	CONF.	ADJ CONF.
Average RPI Loss:	53	RECORD	PCT. RANK	GAMES	SCHEDULE	OF SCHEDULE	RPI	RPI	RPI	RPI
DIV. I ONLY	21- 9	65	7- 3	37	45	37	37	2	2	
DIV. I NON-CONF.	12- 1	9	1- 0	103	175	15	15	2	2	
TOTALS	RPI 1-25	RPI 26-50	W-L RECORDS	RPI 51-100	RPI 101-150	RPI 150+				
21- 9	4- 4	2- 2	OVERALL	3- 1	4- 1	8- 1				
14- 3	2- 1	1- 1	HOME	2- 0	2- 1	7- 0				
6- 5	1- 3	1- 1	AWAY	1- 0	2- 0	1- 1				
1- 1	1- 0	0- 0	NEUTRAL	0- 1	0- 0	0- 0				
12- 1	1- 1	1- 0	NON-CONFERENCE	1- 0	2- 0	7- 0				
9- 0	0- 0	1- 0	HOME	1- 0	1- 0	6- 0				
2- 1	0- 1	0- 0	AWAY	0- 0	1- 0	1- 0				
1- 0	1- 0	0- 0	NEUTRAL	0- 0	0- 0	0- 0				
9- 8	3- 3	1- 2	CONFERENCE	2- 1	2- 1	1- 1				
5- 3	2- 1	0- 1	HOME	1- 0	1- 1	1- 0				
4- 4	1- 2	1- 1	AWAY	1- 0	1- 0	0- 1				
0- 1	0- 0	0- 0	NEUTRAL	0- 1	0- 0	0- 0				

RPI 1-25				RPI 26-50				Team's RPI: 37	RPI 51-100				RPI 101+			
RPI	S	Opponent	Score	RPI	S	Opponent	Score		RPI	S	Opponent	Score	RPI	S	Opponent	Score
4	A	South Carolina	51 61	27	A	Tennessee	60 80		59	H	Auburn	63 30	103	A	Wright St.	63 57
12	H	Kentucky	53 64	41	H	Seton Hall	70 52		73	H	Georgia Tech	78 66	112	H	Mercer	57 44
16	N	BYU	66 58	44	A	Missouri	65 50		75	A	Vanderbilt	64 58	120	A	LSU	58 47
17	A	Michigan St.	45 66	44	H	Missouri	48 54		75	N	Vanderbilt	49 54	120	H	LSU	46 53
19	A	Texas A&M	62 73										140	H	Arkansas	72 57
21	H	Mississippi St.	47 43										158	A	Alabama	50 64
25	A	Florida	71 61										175	H	Ole Miss	70 56
25	H	Florida	74 63										195	H	Stetson	76 55
													215	H	Furman	77 39
													240	H	Cincinnati	60 42
													279	H	Tennessee Tech	81 48
													286	H	Kennesaw St.	89 34
													292	H	Ga. Southern	75 28
													300	A	CSUN	83 58
LAST 12 Division I GAMES:																
				75	N	Vanderbilt	49 54		120	A	LSU	58 47				
				300	A	CSUN	83 58		175	H	Ole Miss	70 56				
				27	A	Tennessee	60 80		44	A	Missouri	65 50				
				140	H	Arkansas	72 57		75	A	Vanderbilt	64 58				
				25	H	Florida	74 63		59	H	Auburn	63 30				
				4	A	South Carolina	51 61		120	H	LSU	46 53				

Non-Div I Games:

Georgia

■ Loss, 
■ Non-Conf, S Site, 
■ Home 
■ Away 
N Neutral

Average RPI Win:	260	WON-LOST	WINNING	LAST 10	STRENGTH OF	OPP. STRENGTH	TEAM	ADJ.	CONF.	ADJ CONF.
Average RPI Loss:	171	RECORD	PCT. RANK	GAMES	SCHEDULE	OF SCHEDULE	RPI	RPI	RPI	RPI
DIV. I ONLY	10- 19	259	2- 8	261	241	272	272	15	15	
DIV. I NON-CONF.	5- 4	138	0- 0	301	346	225	225	14	14	
TOTALS	RPI 1-25	RPI 26-50	W-L RECORDS	RPI 51-100	RPI 101-150	RPI 150+				
10- 19	0- 0	0- 2	OVERALL	0- 1	1- 7	9- 9				
4- 10	0- 0	0- 1	HOME	0- 1	0- 4	4- 4				
5- 9	0- 0	0- 1	AWAY	0- 0	1- 3	4- 5				
1- 0	0- 0	0- 0	NEUTRAL	0- 0	0- 0	1- 0				
5- 4	0- 0	0- 0	NON-CONFERENCE	0- 1	0- 0	5- 3				
2- 2	0- 0	0- 0	HOME	0- 1	0- 0	2- 1				
2- 2	0- 0	0- 0	AWAY	0- 0	0- 0	2- 2				
1- 0	0- 0	0- 0	NEUTRAL	0- 0	0- 0	1- 0				
5- 15	0- 0	0- 2	CONFERENCE	0- 0	1- 7	4- 6				
2- 8	0- 0	0- 1	HOME	0- 0	0- 4	2- 3				
3- 7	0- 0	0- 1	AWAY	0- 0	1- 3	2- 3				
0- 0	0- 0	0- 0	NEUTRAL	0- 0	0- 0	0- 0				

RPI S	Opponent	Score	RPI S	Opponent	Score	RPI S	Opponent	Score	RPI S	Opponent	Score	Team's RPI: 272
38	A Arkansas St.	54 75	38	H Arkansas St.	64 85	77	H Charlotte	71 83	104	A Little Rock	32 59	
									104	H Little Rock	39 54	
									133	A La.-Lafayette	60 65	
									133	H La.-Lafayette	57 77	
									141	A Troy	78 89	
									141	H Troy	90 97	
									147	A UT Arlington	68 63	
									147	H UT Arlington	45 74	
									158	A Alabama	56 72	
									187	A South Ala.	45 83	
									187	H South Ala.	52 60	
									195	A Stetson	80 72	
									242	N Bethune-Cookman	68 61	
									244	A Texas St.	71 80	
									244	H Texas St.	73 62	
									262	A Appalachian St.	80 75	
									262	H Appalachian St.	69 72	
									273	A La.-Monroe	68 82	
									273	H La.-Monroe	65 52	
									279	A Tennessee Tech	65 72	
									286	A Kennesaw St.	66 62	
									292	A Ga. Southern	61 60	
									292	H Ga. Southern	50 61	
									307	H Morehead St.	90 99	
									326	H North Florida	76 63	
									328	H Howard	65 58	
LAST 12 Division I GAMES:												
273	A La.-Monroe	68 82	141	A Troy	78 89							
133	A La.-Lafayette	60 65	187	A South Ala.	45 83							
262	H Appalachian St.	69 72	147	H UT Arlington	45 74							
292	A Ga. Southern	61 60	244	H Texas St.	73 62							
38	H Arkansas St.	64 85	104	A Little Rock	32 59							
104	H Little Rock	39 54	38	A Arkansas St.	54 75							

Non-Div I Games:

Georgia St.

■ Loss, 
 ■ Non-Conf, 
 ■ S Site, 
 ■ H Home 
 ■ A Away 
 N Neutral

Average RPI Win:	187	WON-LOST	WINNING	LAST 10	STRENGTH OF	OPP. STRENGTH	TEAM	ADJ.	CONF.	ADJ CONF.
Average RPI Loss:	35	RECORD	PCT. RANK	GAMES	SCHEDULE	OF SCHEDULE	RPI	RPI	RPI	RPI
DIV. I ONLY	19- 12	107	7- 3	54	74	73	73	4	4	
DIV. I NON-CONF.	10- 3	61	0- 0	128	309	73	73	5	5	
TOTALS	RPI 1-25	RPI 26-50	W-L RECORDS	RPI 51-100	RPI 101-150	RPI 150+				
19- 12	0- 6	1- 4	OVERALL	0- 1	7- 1	11- 0				
12- 4	0- 2	0- 1	HOME	0- 0	3- 1	9- 0				
5- 6	0- 3	1- 3	AWAY	0- 0	3- 0	1- 0				
2- 2	0- 1	0- 0	NEUTRAL	0- 1	1- 0	1- 0				
10- 3	0- 0	0- 2	NON-CONFERENCE	0- 1	2- 0	8- 0				
8- 0	0- 0	0- 0	HOME	0- 0	1- 0	7- 0				
1- 2	0- 0	0- 2	AWAY	0- 0	1- 0	0- 0				
1- 1	0- 0	0- 0	NEUTRAL	0- 1	0- 0	1- 0				
9- 9	0- 6	1- 2	CONFERENCE	0- 0	5- 1	3- 0				
4- 4	0- 2	0- 1	HOME	0- 0	2- 1	2- 0				
4- 4	0- 3	1- 1	AWAY	0- 0	2- 0	1- 0				
1- 1	0- 1	0- 0	NEUTRAL	0- 0	1- 0	0- 0				

RPI 1-25				RPI 26-50				RPI 51-100				Team's RPI: 73		RPI 101+			
RPI	S	Opponent	Score	RPI	S	Opponent	Score	RPI	S	Opponent	Score			RPI	S	Opponent	Score
1	A	Notre Dame	76 85	26	H	Miami (FL)	55 58	95	N	UNI	58 61			109	H	Virginia	67 78
1	H	Notre Dame	42 54	37	A	Georgia	66 78							111	H	Samford	66 55
13	A	Syracuse	52 71	46	A	Indiana	60 69							118	H	Boston College	62 56
14	H	Louisville	65 78	47	A	Duke	64 59							121	A	Virginia Tech	51 34
14	N	Louisville	50 60	49	A	North Carolina St.	57 65							124	A	IUPUI	60 50
15	A	Florida St.	69 75											127	A	Pittsburgh	66 60
														138	H	Wake Forest	66 51
														138	N	Wake Forest	67 65
														153	H	North Carolina	80 73
														158	H	Alabama	70 58
														173	H	Loyola Chicago	84 77
														210	H	USC Upstate	87 46
														247	H	Alabama St.	80 54
														252	N	High Point	81 61
														256	A	Clemson	76 63
														256	H	Clemson	77 48
														275	H	Prairie View	96 48
														318	H	Southeastern La.	102 49
														335	H	St. Francis Brooklyn	89 51
LAST 12 Division I GAMES:																	
				14	N	Louisville	50 60	26	H	Miami (FL)	55 58						
				138	N	Wake Forest	67 65	13	A	Syracuse	52 71						
				138	H	Wake Forest	66 51	121	A	Virginia Tech	51 34						
				127	A	Pittsburgh	66 60	118	H	Boston College	62 56						
				47	A	Duke	64 59	1	H	Notre Dame	42 54						
				256	H	Clemson	77 48	256	A	Clemson	76 63						

Non-Div I Games:

Georgia Tech

■ Loss, 
■ Non-Conf, 
■ S Site, 
■ H Home 
■ A Away 
N Neutral

## Gonzaga

Through Games Of March 8, 2016

Average RPI Win:	193	WON-LOST	WINNING	LAST 10	STRENGTH OF	OPP. STRENGTH	TEAM	ADJ.	CONF.	ADJ CONF.
Average RPI Loss:	75	RECORD	PCT. RANK	GAMES	SCHEDULE	OF SCHEDULE	RPI	RPI	RPI	RPI
DIV. I ONLY	18- 13	130	4- 6	97	90	113	113	8	8	
DIV. I NON-CONF.	8- 4	99	0- 0	166	80	123	123	9	9	
TOTALS	RPI 1-25	RPI 26-50	W-L RECORDS	RPI 51-100	RPI 101-150	RPI 150+				
18- 13	2- 2	0- 0	OVERALL	3- 9	1- 0	12- 2				
13- 4	2- 1	0- 0	HOME	2- 3	1- 0	8- 0				
5- 7	0- 1	0- 0	AWAY	1- 5	0- 0	4- 1				
0- 2	0- 0	0- 0	NEUTRAL	0- 1	0- 0	0- 1				
8- 4	1- 1	0- 0	NON-CONFERENCE	1- 2	1- 0	5- 1				
6- 2	1- 1	0- 0	HOME	0- 1	1- 0	4- 0				
2- 1	0- 0	0- 0	AWAY	1- 1	0- 0	1- 0				
0- 1	0- 0	0- 0	NEUTRAL	0- 0	0- 0	0- 1				
10- 9	1- 1	0- 0	CONFERENCE	2- 7	0- 0	7- 1				
7- 2	1- 0	0- 0	HOME	2- 2	0- 0	4- 0				
3- 6	0- 1	0- 0	AWAY	0- 4	0- 0	3- 1				
0- 1	0- 0	0- 0	NEUTRAL	0- 1	0- 0	0- 0				

RPI 1-25				RPI 26-50				RPI 51-100				RPI 101+ Team's RPI: 113			
RPI	S	Opponent	Score	RPI	S	Opponent	Score	RPI	S	Opponent	Score	RPI	S	Opponent	Score
10	H	Stanford	48 65					54	A	St. Mary's (CA)	47 66	150	H	Montana St.	65 52
16	A	BYU	54 58					54	H	St. Mary's (CA)	68 69	153	N	North Carolina	62 67
16	H	BYU	73 55					55	H	Southern California	56 60	176	A	Pacific	83 84
22	H	West Virginia	62 57					62	A	Santa Clara	64 71	176	H	Pacific	68 61
								62	H	Santa Clara	53 44	179	H	Eastern Wash.	78 56
								62	N	Santa Clara	58 59	231	H	Grand Canyon	70 44
								68	A	San Francisco	52 71	241	A	Loyola Marymount	66 59
								68	H	San Francisco	68 47	241	H	Loyola Marymount	83 68
								82	A	San Diego	54 63	255	H	Wyoming	61 57
								82	H	San Diego	57 58	267	A	Pepperdine	74 57
								83	A	Dayton	57 47	267	H	Pepperdine	56 39
								96	A	Washington St.	48 55	289	A	Portland	71 63
												289	H	Portland	86 51
												293	A	Colgate	80 50
												341	H	Air Force	88 35
LAST 12 Division I GAMES:															
				62	N	Santa Clara	58 59					267	H	Pepperdine	56 39
				16	H	BYU	73 55					241	H	Loyola Marymount	83 68
				82	H	San Diego	57 58					68	A	San Francisco	52 71
				176	A	Pacific	83 84					62	A	Santa Clara	64 71
				54	A	St. Mary's (CA)	47 66					176	H	Pacific	68 61
				289	H	Portland	86 51					54	H	St. Mary's (CA)	68 69

Non-Div I Games:

Gonzaga

■ Loss, 
 ■ Non-Conf, 
 ■ S Site, 
 ■ H Home 
 ■ A Away 
 N Neutral

Average RPI Win: <b>295</b>	WON-LOST	WINNING	LAST 10	STRENGTH OF	OPP. STRENGTH	TEAM	ADJ.	CONF.	ADJ CONF.
Average RPI Loss: <b>163</b>	RECORD	PCT. RANK	GAMES	SCHEDULE	OF SCHEDULE	RPI	RPI	RPI	RPI
DIV. I ONLY	<b>14- 13</b>	<b>158</b>	<b>8- 2</b>	<b>263</b>	<b>331</b>	<b>181</b>	<b>181</b>	<b>31</b>	<b>31</b>
DIV. I NON-CONF.	<b>1- 8</b>	<b>320</b>	<b>0- 0</b>	<b>42</b>	<b>64</b>	<b>204</b>	<b>204</b>	<b>31</b>	<b>31</b>
TOTALS	RPI 1-25	RPI 26-50	W-L RECORDS	RPI 51-100	RPI 101-150	RPI 150+			
14- 13	0- 3	0- 0	OVERALL	0- 0	0- 2	14- 8			
7- 2	0- 0	0- 0	HOME	0- 0	0- 0	7- 2			
7- 11	0- 0	0- 0	AWAY	0- 0	0- 2	7- 2			
0- 0	0- 0	0- 0	NEUTRAL	0- 0	0- 0	0- 0			
1- 8	0- 3	0- 0	NON-CONFERENCE	0- 0	0- 2	1- 3			
0- 0	0- 0	0- 0	HOME	0- 0	0- 0	0- 0			
1- 8	0- 3	0- 0	AWAY	0- 0	0- 2	1- 3			
0- 0	0- 0	0- 0	NEUTRAL	0- 0	0- 0	0- 0			
13- 5	0- 0	0- 0	CONFERENCE	0- 0	0- 0	13- 5			
7- 2	0- 0	0- 0	HOME	0- 0	0- 0	7- 2			
6- 3	0- 0	0- 0	AWAY	0- 0	0- 0	6- 3			
0- 0	0- 0	0- 0	NEUTRAL	0- 0	0- 0	0- 0			

RPI 1-25				RPI 26-50				RPI 51-100				RPI 101+ Team's RPI: 181			
RPI	S	Opponent	Score	RPI	S	Opponent	Score	RPI	S	Opponent	Score	RPI	S	Opponent	Score
2	A	Baylor	42 <b>96</b>									117	A	Northwestern St.	62 <b>71</b>
21	A	Mississippi St.	43 <b>107</b>									137	A	Texas Tech	55 <b>70</b>
22	A	George Washington	58 <b>85</b>									154	A	Southern U.	68 <b>80</b>
												154	H	Southern U.	65 52
												158	A	Alabama	57 <b>72</b>
												192	A	Tulsa	51 <b>79</b>
												203	A	William & Mary	55 <b>74</b>
												235	A	Texas Southern	49 46
												235	H	Texas Southern	50 <b>62</b>
												247	A	Alabama St.	60 <b>69</b>
												247	H	Alabama St.	89 69
												275	A	Prairie View	51 44
												275	H	Prairie View	69 66
												296	A	Alcorn	85 76
												296	H	Alcorn	66 <b>70</b>
												306	A	Nicholls St.	69 65
												309	A	Jackson St.	79 58
												309	H	Jackson St.	75 61
												337	A	Ark.-Pine Bluff	68 <b>83</b>
												337	H	Ark.-Pine Bluff	67 49
												346	A	Alabama A&M	75 67
												346	H	Alabama A&M	75 56
												349	A	Mississippi Val.	65 52
												349	H	Mississippi Val.	79 55
LAST 12 Division I GAMES:															
247	A	Alabama St.	60 <b>69</b>	275	A	Prairie View	51 44								
346	A	Alabama A&M	75 67	296	H	Alcorn	66 <b>70</b>								
349	H	Mississippi Val.	79 55	154	H	Southern U.	65 52								
337	H	Ark.-Pine Bluff	67 49	349	A	Mississippi Val.	65 52								
309	H	Jackson St.	75 61	337	A	Ark.-Pine Bluff	68 <b>83</b>								
235	A	Texas Southern	49 46	309	A	Jackson St.	79 58								

Non-Div I Games: Southern-N.O. 73 61 LSU-Alexandria 106 50

Grambling

■ Loss, 
 ■ Non-Conf, 
 ■ S Site, 
 ■ Home 
 ■ A Away 
 N Neutral

## Grand Canyon

Through Games Of March 8, 2016

Average RPI Win: <b>268</b>	WON-LOST	WINNING	LAST 10	STRENGTH OF	OPP. STRENGTH	TEAM	ADJ.	CONF.	ADJ CONF.
Average RPI Loss: <b>147</b>	RECORD	PCT. RANK	GAMES	SCHEDULE	OF SCHEDULE	RPI	RPI	RPI	RPI
DIV. I ONLY	13- 14	185	6- 4	275	251	231	231	28	28
DIV. I NON-CONF.	5- 8	209	0- 0	226	179	234	234	25	25
TOTALS	RPI 1-25	RPI 26-50	W-L RECORDS	RPI 51-100	RPI 101-150	RPI 150+			
13- 14	0- 1	0- 0	OVERALL	0- 3	1- 4	12- 6			
5- 7	0- 0	0- 0	HOME	0- 1	1- 2	4- 4			
8- 3	0- 0	0- 0	AWAY	0- 0	0- 0	8- 0			
0- 4	0- 1	0- 0	NEUTRAL	0- 2	0- 0	0- 1			
5- 8	0- 1	0- 0	NON-CONFERENCE	0- 3	1- 2	4- 2			
2- 3	0- 0	0- 0	HOME	0- 1	1- 1	1- 1			
3- 1	0- 0	0- 0	AWAY	0- 0	0- 1	3- 0			
0- 4	0- 1	0- 0	NEUTRAL	0- 2	0- 0	0- 1			
8- 6	0- 0	0- 0	CONFERENCE	0- 0	0- 2	8- 4			
3- 4	0- 0	0- 0	HOME	0- 0	0- 1	3- 3			
5- 2	0- 0	0- 0	AWAY	0- 0	0- 1	5- 1			
0- 0	0- 0	0- 0	NEUTRAL	0- 0	0- 0	0- 0			

RPI 1-25				RPI 26-50				RPI 51-100				RPI 101+ Team's RPI: 231			
RPI	S	Opponent	Score	RPI	S	Opponent	Score	RPI	S	Opponent	Score	RPI	S	Opponent	Score
22	N	West Virginia	50 68					55	N	Southern California	44 75	108	A	New Mexico St.	58 60
								58	H	UC Riverside	67 85	108	H	New Mexico St.	44 64
								79	N	Abilene Christian	71 75	113	A	Gonzaga	44 70
												119	H	Hawaii	41 74
												139	H	Oral Roberts	66 64
												182	H	Northern Colo.	69 59
												187	H	South Ala.	56 59
												190	A	UTRGV	28 52
												190	H	UTRGV	66 68
												211	A	Utah Valley	61 53
												211	H	Utah Valley	65 64
												212	A	CSU Bakersfield	61 51
												212	H	CSU Bakersfield	67 76
												271	A	Seattle	67 54
												271	H	Seattle	60 53
												302	A	UMKC	68 59
												302	H	UMKC	57 63
												314	N	Fairleigh Dickinson	68 74
												325	A	North Dakota St.	76 67
												336	A	UC Irvine	58 53
												341	A	Air Force	73 39
												344	A	Chicago St.	65 60
												344	H	Chicago St.	74 36
LAST 12 Division I GAMES:															
211	H	Utah Valley	65 64	108	H	New Mexico St.	44 64								
212	H	CSU Bakersfield	67 76	271	A	Seattle	67 54								
344	A	Chicago St.	65 60	212	A	CSU Bakersfield	61 51								
302	A	UMKC	68 59	302	H	UMKC	57 63								
271	H	Seattle	60 53	344	H	Chicago St.	74 36								
190	H	UTRGV	66 68	211	A	Utah Valley	61 53								

Non-Div I Games: Western St. 77 40 San Diego Christian 60 40 Arizona Christian 87 54

Grand Canyon

■ Loss, 
 ■ Non-Conf, 
 ■ S Site, 
 ■ Home 
 ■ Away 
 N Neutral

Average RPI Win: <b>152</b>	WON-LOST	WINNING	LAST 10	STRENGTH OF	OPP. STRENGTH	TEAM	ADJ.	CONF.	ADJ CONF.
Average RPI Loss: <b>143</b>	RECORD	PCT. RANK	GAMES	SCHEDULE	OF SCHEDULE	RPI	RPI	RPI	RPI
DIV. I ONLY	26- 4	13	9- 1	88	103	24	24	14	14
DIV. I NON-CONF.	10- 2	33	0- 0	72	11	22	22	16	16
TOTALS	RPI 1-25	RPI 26-50	W-L RECORDS	RPI 51-100	RPI 101-150	RPI 150+			
26- 4	0- 0	0- 0	OVERALL	7- 1	10- 1	9- 2			
14- 1	0- 0	0- 0	HOME	5- 0	5- 0	4- 1			
11- 1	0- 0	0- 0	AWAY	1- 0	5- 0	5- 1			
1- 2	0- 0	0- 0	NEUTRAL	1- 1	0- 1	0- 0			
10- 2	0- 0	0- 0	NON-CONFERENCE	7- 1	0- 1	3- 0			
6- 0	0- 0	0- 0	HOME	5- 0	0- 0	1- 0			
3- 0	0- 0	0- 0	AWAY	1- 0	0- 0	2- 0			
1- 2	0- 0	0- 0	NEUTRAL	1- 1	0- 1	0- 0			
16- 2	0- 0	0- 0	CONFERENCE	0- 0	10- 0	6- 2			
8- 1	0- 0	0- 0	HOME	0- 0	5- 0	3- 1			
8- 1	0- 0	0- 0	AWAY	0- 0	5- 0	3- 1			
0- 0	0- 0	0- 0	NEUTRAL	0- 0	0- 0	0- 0			

RPI 1-25			Team's RPI: 24		RPI 26-50			RPI 51-100				RPI 101+			
RPI	S	Opponent	Score	RPI	S	Opponent	Score	RPI	S	Opponent	Score	RPI	S	Opponent	Score
								51	H	South Dakota St.	58 57	103	A	Wright St.	63 58
								52	N	Rutgers	43 54	103	H	Wright St.	70 55
								74	N	Tulane	79 58	109	N	Virginia	59 68
								75	H	Vanderbilt	58 56	125	A	Youngstown St.	68 60
								78	H	Belmont	66 62	125	H	Youngstown St.	69 35
								83	H	Dayton	68 52	143	A	Detroit	74 58
								98	A	Drake	86 61	143	H	Detroit	58 36
								100	H	Marquette	75 55	148	A	Milwaukee	63 42
												148	H	Milwaukee	69 46
												149	A	Northern Ky.	81 73
												149	H	Northern Ky.	52 40
												173	H	Loyola Chicago	65 51
												180	A	Butler	55 46
												197	A	Wisconsin	72 58
												205	A	Oakland	69 77
												205	H	Oakland	56 58
												243	A	Valparaiso	71 35
												243	H	Valparaiso	81 42
												251	A	Ill.-Chicago	58 40
												251	H	Ill.-Chicago	64 22
												260	A	Cleveland St.	66 45
												260	H	Cleveland St.	71 53
LAST 12 Division I GAMES:															
				205	A	Oakland	69 77					260	H	Cleveland St.	71 53
				143	A	Detroit	74 58					125	H	Youngstown St.	69 35
				149	H	Northern Ky.	52 40					148	H	Milwaukee	69 46
				103	H	Wright St.	70 55					143	H	Detroit	58 36
				243	A	Valparaiso	71 35					205	H	Oakland	56 58
				251	A	Ill.-Chicago	58 40					103	A	Wright St.	63 58

Non-Div I Games:

Green Bay

■ Loss, 
 ■ Non-Conf, S Site, 
 ■ Home 
 ■ Away 
 N Neutral



Average RPI Win:	273	WON-LOST	WINNING	LAST 10	STRENGTH OF	OPP. STRENGTH	TEAM	ADJ.	CONF.	ADJ CONF.
Average RPI Loss:	153	RECORD	PCT. RANK	GAMES	SCHEDULE	OF SCHEDULE	RPI	RPI	RPI	RPI
DIV. I ONLY	13- 16	204	6- 4	186	299	204	204	32	32	
DIV. I NON-CONF.	2- 11	306	0- 0	8	73	158	158	30	30	
TOTALS	RPI 1-25	RPI 26-50	W-L RECORDS	RPI 51-100	RPI 101-150	RPI 150+				
13- 16	0- 2	0- 3	OVERALL	0- 3	1- 1	12- 7				
6- 5	0- 0	0- 1	HOME	0- 1	0- 0	6- 3				
5- 11	0- 2	0- 2	AWAY	0- 2	0- 1	5- 4				
2- 0	0- 0	0- 0	NEUTRAL	0- 0	1- 0	1- 0				
2- 11	0- 2	0- 3	NON-CONFERENCE	0- 3	1- 1	1- 2				
0- 3	0- 0	0- 1	HOME	0- 1	0- 0	0- 1				
0- 8	0- 2	0- 2	AWAY	0- 2	0- 1	0- 1				
2- 0	0- 0	0- 0	NEUTRAL	0- 0	1- 0	1- 0				
11- 5	0- 0	0- 0	CONFERENCE	0- 0	0- 0	11- 5				
6- 2	0- 0	0- 0	HOME	0- 0	0- 0	6- 2				
5- 3	0- 0	0- 0	AWAY	0- 0	0- 0	5- 3				
0- 0	0- 0	0- 0	NEUTRAL	0- 0	0- 0	0- 0				

RPI 1-25				RPI 26-50				RPI 51-100				RPI 101+ Team's RPI: 204			
RPI	S	Opponent	Score	RPI	S	Opponent	Score	RPI	S	Opponent	Score	RPI	S	Opponent	Score
4	A	South Carolina	48 86	30	A	UTEP	54 78	80	H	Drexel	36 57	129	A	Iowa St.	59 95
7	A	Texas	52 79	34	H	James Madison	56 68	84	A	Oregon	51 86	138	N	Wake Forest	47 42
				39	A	Princeton	55 79	96	A	Washington St.	61 68	195	A	Stetson	59 68
												213	N	Rhode Island	59 54
												216	H	Lehigh	56 63
												218	A	N.C. A&T	55 52
												242	H	Bethune-Cookman	60 45
												245	A	Coppin St.	64 68
												253	A	Morgan St.	65 51
												253	H	Morgan St.	60 47
												281	A	UMES	76 55
												288	H	Florida A&M	59 66
												299	H	Savannah St.	65 53
												303	H	South Carolina St.	63 50
												322	A	Delaware St.	63 54
												322	H	Delaware St.	81 89
												328	A	Howard	77 83
												328	H	Howard	77 48
												347	A	Norfolk St.	66 71
												347	H	Norfolk St.	73 62
												348	A	N.C. Central	76 42
LAST 12 Division I GAMES:															
347	A	Norfolk St.	66 71	328	A	Howard	77 83								
322	H	Delaware St.	81 89	281	A	UMES	76 55								
328	H	Howard	77 48	347	H	Norfolk St.	73 62								
322	A	Delaware St.	63 54	303	H	South Carolina St.	63 50								
245	A	Coppin St.	64 68	299	H	Savannah St.	65 53								
253	H	Morgan St.	60 47	348	A	N.C. Central	76 42								

Non-Div I Games:

Hampton

■ Loss, 
■ Non-Conf, 
■ S Site, 
■ Home 
■ A Away 
N Neutral

Average RPI Win: <b>255</b>	WON-LOST	WINNING	LAST 10	STRENGTH OF	OPP. STRENGTH	TEAM	ADJ.	CONF.	ADJ CONF.
Average RPI Loss: <b>127</b>	RECORD	PCT. RANK	GAMES	SCHEDULE	OF SCHEDULE	RPI	RPI	RPI	RPI
DIV. I ONLY	<b>11- 19</b>	<b>248</b>	<b>3- 7</b>	<b>140</b>	<b>200</b>	<b>217</b>	<b>217</b>	<b>16</b>	<b>16</b>
DIV. I NON-CONF.	<b>4- 9</b>	<b>245</b>	<b>0- 0</b>	<b>114</b>	<b>147</b>	<b>213</b>	<b>213</b>	<b>19</b>	<b>19</b>
TOTALS	RPI 1-25	RPI 26-50	W-L RECORDS	RPI 51-100	RPI 101-150	RPI 150+			
11- 19	0- 2	0- 2	OVERALL	0- 5	0- 1	11- 9			
7- 6	0- 1	0- 1	HOME	0- 1	0- 0	7- 3			
4- 12	0- 1	0- 1	AWAY	0- 4	0- 1	4- 5			
0- 1	0- 0	0- 0	NEUTRAL	0- 0	0- 0	0- 1			
4- 9	0- 2	0- 0	NON-CONFERENCE	0- 3	0- 1	4- 3			
3- 2	0- 1	0- 0	HOME	0- 0	0- 0	3- 1			
1- 7	0- 1	0- 0	AWAY	0- 3	0- 1	1- 2			
0- 0	0- 0	0- 0	NEUTRAL	0- 0	0- 0	0- 0			
7- 10	0- 0	0- 2	CONFERENCE	0- 2	0- 0	7- 6			
4- 4	0- 0	0- 1	HOME	0- 1	0- 0	4- 2			
3- 5	0- 0	0- 1	AWAY	0- 1	0- 0	3- 3			
0- 1	0- 0	0- 0	NEUTRAL	0- 0	0- 0	0- 1			

RPI 1-25				RPI 26-50				RPI 51-100				RPI 101+ Team's RPI: 217			
RPI	S	Opponent	Score	RPI	S	Opponent	Score	RPI	S	Opponent	Score	RPI	S	Opponent	Score
11	H	Arizona St.	29 <b>60</b>	48	A	Albany (NY)	39 <b>84</b>	63	A	Maine	43 <b>61</b>	118	A	Boston College	28 <b>62</b>
22	A	George Washington	51 <b>82</b>	48	H	Albany (NY)	41 <b>78</b>	63	H	Maine	44 <b>50</b>	156	A	Stony Brook	35 <b>58</b>
								67	A	FGCU	44 <b>64</b>	156	H	Stony Brook	42 <b>45</b>
								76	A	Michigan	47 <b>83</b>	156	N	Stony Brook	42 <b>60</b>
								86	A	Quinnipiac	69 <b>71</b>	171	H	Cornell	53 50
												185	A	UMBC	51 <b>58</b>
												185	H	UMBC	65 57
												196	A	Sacred Heart	68 67
												214	H	Dartmouth	36 <b>43</b>
												219	A	Binghamton	41 39
												219	H	Binghamton	47 <b>53</b>
												221	A	Massachusetts	57 <b>63</b>
												232	A	New Hampshire	42 <b>53</b>
												232	H	New Hampshire	48 44
												266	A	Providence	50 <b>69</b>
												276	H	Central Conn. St.	49 41
												278	A	Vermont	51 47
												278	H	Vermont	52 50
												320	A	UMass Lowell	75 70
												320	H	UMass Lowell	72 59
												329	H	Lafayette	55 50
LAST 12 Division I GAMES:															
156	N	Stony Brook	42 <b>60</b>	219	A	Binghamton	41 39								
48	A	Albany (NY)	39 <b>84</b>	156	H	Stony Brook	42 <b>45</b>								
63	H	Maine	44 <b>50</b>	320	A	UMass Lowell	75 70								
232	A	New Hampshire	42 <b>53</b>	48	H	Albany (NY)	41 <b>78</b>								
185	A	UMBC	51 <b>58</b>	63	A	Maine	43 <b>61</b>								
278	H	Vermont	52 50	232	H	New Hampshire	48 44								

Non-Div I Games:

Hartford

■ Loss, 
 ■ Non-Conf, S Site, 
 ■ Home 
 ■ Away 
 N Neutral

Average RPI Win:	200	WON-LOST	WINNING	LAST 10	STRENGTH OF	OPP. STRENGTH	TEAM	ADJ.	CONF.	ADJ CONF.
Average RPI Loss:	92	RECORD	PCT. RANK	GAMES	SCHEDULE	OF SCHEDULE	RPI	RPI	RPI	RPI
DIV. I ONLY	14- 13	158	6- 4	59	147	93	93	10	10	
DIV. I NON-CONF.	5- 8	209	0- 0	79	164	150	150	12	12	
TOTALS	RPI 1-25	RPI 26-50	W-L RECORDS	RPI 51-100	RPI 101-150	RPI 150+				
14- 13	0- 1	0- 5	OVERALL	0- 3	2- 0	12- 4				
6- 5	0- 0	0- 2	HOME	0- 2	0- 0	6- 1				
7- 8	0- 1	0- 3	AWAY	0- 1	1- 0	6- 3				
1- 0	0- 0	0- 0	NEUTRAL	0- 0	1- 0	0- 0				
5- 8	0- 1	0- 1	NON-CONFERENCE	0- 3	2- 0	3- 3				
2- 2	0- 0	0- 0	HOME	0- 2	0- 0	2- 0				
2- 6	0- 1	0- 1	AWAY	0- 1	1- 0	1- 3				
1- 0	0- 0	0- 0	NEUTRAL	0- 0	1- 0	0- 0				
9- 5	0- 0	0- 4	CONFERENCE	0- 0	0- 0	9- 1				
4- 3	0- 0	0- 2	HOME	0- 0	0- 0	4- 1				
5- 2	0- 0	0- 2	AWAY	0- 0	0- 0	5- 0				
0- 0	0- 0	0- 0	NEUTRAL	0- 0	0- 0	0- 0				

RPI 1-25				RPI 26-50				RPI 51-100 Team's RPI: 93				RPI 101+			
RPI	S	Opponent	Score	RPI	S	Opponent	Score	RPI	S	Opponent	Score	RPI	S	Opponent	Score
20	A	South Fla.	59 86	28	A	Penn	46 62	63	H	Maine	53 64	106	N	Toledo	76 70
				28	H	Penn	48 68	67	A	FGCU	65 74	111	A	Samford	60 54
				39	A	Princeton	69 79	87	H	Eastern Mich.	81 85	156	A	Stony Brook	63 64
				39	H	Princeton	83 92					157	A	Yale	72 69
				40	A	Chattanooga	58 62					157	H	Yale	65 63
												171	A	Cornell	65 56
												171	H	Cornell	68 63
												200	A	Fairfield	50 67
												207	A	Brown	87 79
												207	H	Brown	92 79
												213	A	Rhode Island	52 56
												214	A	Dartmouth	56 43
												214	H	Dartmouth	64 70
												221	H	Massachusetts	67 65
												233	A	Rice	67 61
												249	A	Columbia	69 66
												249	H	Columbia	84 54
												343	H	Boston U.	73 55
LAST 12 Division I GAMES:															
				28	A	Penn	46 62	157	A	Yale	72 69				
				39	A	Princeton	69 79	207	A	Brown	87 79				
				207	H	Brown	92 79	39	H	Princeton	83 92				
				157	H	Yale	65 63	28	H	Penn	48 68				
				171	H	Cornell	68 63	249	A	Columbia	69 66				
				249	H	Columbia	84 54	171	A	Cornell	65 56				

Non-Div I Games:

Harvard

■ Loss, 
 ■ Non-Conf, S Site, 
 ■ Home 
 ■ Away 
 N Neutral

Average RPI Win:	240	WON-LOST	WINNING	LAST 10	STRENGTH OF	OPP. STRENGTH	TEAM	ADJ.	CONF.	ADJ CONF.
Average RPI Loss:	78	RECORD	PCT. RANK	GAMES	SCHEDULE	OF SCHEDULE	RPI	RPI	RPI	RPI
DIV. I ONLY	19- 10	81	9- 1	172	178	119	119	22	22	
DIV. I NON-CONF.	7- 6	156	0- 0	71	24	113	113	21	21	
TOTALS	RPI 1-25	RPI 26-50	W-L RECORDS	RPI 51-100	RPI 101-150	RPI 150+				
19- 10	0- 4	0- 1	OVERALL	0- 3	2- 0	17- 2				
9- 5	0- 2	0- 1	HOME	0- 2	1- 0	8- 0				
10- 3	0- 0	0- 0	AWAY	0- 1	1- 0	9- 2				
0- 2	0- 2	0- 0	NEUTRAL	0- 0	0- 0	0- 0				
7- 6	0- 4	0- 1	NON-CONFERENCE	0- 1	0- 0	7- 0				
2- 4	0- 2	0- 1	HOME	0- 1	0- 0	2- 0				
5- 0	0- 0	0- 0	AWAY	0- 0	0- 0	5- 0				
0- 2	0- 2	0- 0	NEUTRAL	0- 0	0- 0	0- 0				
12- 4	0- 0	0- 0	CONFERENCE	0- 2	2- 0	10- 2				
7- 1	0- 0	0- 0	HOME	0- 1	1- 0	6- 0				
5- 3	0- 0	0- 0	AWAY	0- 1	1- 0	4- 2				
0- 0	0- 0	0- 0	NEUTRAL	0- 0	0- 0	0- 0				

RPI	S	Opponent	Score
4	H	South Carolina	51 67
11	H	Arizona St.	49 75
16	N	BYU	56 67
19	N	Texas A&M	41 82

RPI	S	Opponent	Score
28	H	Penn	54 64

RPI	S	Opponent	Score
58	A	UC Riverside	77 81
58	H	UC Riverside	74 77
96	H	Washington St.	52 62

RPI	S	Opponent	Score	Team's RPI:
119				
126	A	Long Beach St.	67 55	
126	H	Long Beach St.	60 42	
167	A	Sacramento St.	74 72	
183	A	Cal Poly	64 58	
183	H	Cal Poly	68 47	
186	A	UC Davis	58 60	
186	H	UC Davis	70 50	
201	A	San Jose St.	76 73	
212	A	CSU Bakersfield	65 55	
212	H	CSU Bakersfield	74 60	
231	A	Grand Canyon	74 41	
241	H	Loyola Marymount	65 51	
265	A	UC Santa Barbara	63 62	
265	H	UC Santa Barbara	59 45	
300	A	CSUN	60 63	
300	H	CSUN	77 50	
310	A	Northern Ariz.	61 52	
336	A	UC Irvine	83 65	
336	H	UC Irvine	59 35	
338	A	Cal St. Fullerton	70 50	
338	H	Cal St. Fullerton	62 53	

## LAST 12 Division I GAMES:

183	H	Cal Poly	68 47	265	A	UC Santa Barbara	63 62
265	H	UC Santa Barbara	59 45	183	A	Cal Poly	64 58
58	A	UC Riverside	77 81	336	H	UC Irvine	59 35
338	A	Cal St. Fullerton	70 50	338	H	Cal St. Fullerton	62 53
186	H	UC Davis	70 50	300	A	CSUN	60 63
126	H	Long Beach St.	60 42	336	A	UC Irvine	83 65

Non-Div I Games:

Hawaii

■ Loss, 
 ■ Non-Conf, 
 S Site, 
 ■ Home 
 ■ Away 
 N Neutral

Average RPI Win:	267	WON-LOST	WINNING	LAST 10	STRENGTH OF	OPP. STRENGTH	TEAM	ADJ.	CONF.	ADJ CONF.
Average RPI Loss:	163	RECORD	PCT. RANK	GAMES	SCHEDULE	OF SCHEDULE	RPI	RPI	RPI	RPI
DIV. I ONLY	10- 18	252	4- 6	187	260	252	252	27	27	
DIV. I NON-CONF.	0- 8	338	0- 0	80	28	288	288	29	29	
TOTALS	RPI 1-25	RPI 26-50	W-L RECORDS	RPI 51-100	RPI 101-150	RPI 150+				
10- 18	0- 1	0- 1	OVERALL	0- 3	0- 4	10- 9				
5- 7	0- 0	0- 0	HOME	0- 1	0- 2	5- 4				
5- 9	0- 1	0- 1	AWAY	0- 1	0- 2	5- 4				
0- 2	0- 0	0- 0	NEUTRAL	0- 1	0- 0	0- 1				
0- 8	0- 1	0- 1	NON-CONFERENCE	0- 3	0- 0	0- 3				
0- 2	0- 0	0- 0	HOME	0- 1	0- 0	0- 1				
0- 4	0- 1	0- 1	AWAY	0- 1	0- 0	0- 1				
0- 2	0- 0	0- 0	NEUTRAL	0- 1	0- 0	0- 1				
10- 10	0- 0	0- 0	CONFERENCE	0- 0	0- 4	10- 6				
5- 5	0- 0	0- 0	HOME	0- 0	0- 2	5- 3				
5- 5	0- 0	0- 0	AWAY	0- 0	0- 2	5- 3				
0- 0	0- 0	0- 0	NEUTRAL	0- 0	0- 0	0- 0				

RPI 1-25				RPI 26-50				RPI 51-100				RPI 101+ Team's RPI: 252			
RPI	S	Opponent	Score	RPI	S	Opponent	Score	RPI	S	Opponent	Score	RPI	S	Opponent	Score
8	A	Maryland	50 105	49	A	North Carolina St.	48 89	71	H	VCU	39 69	128	A	Liberty	43 56
								73	N	Georgia Tech	61 81	128	H	Liberty	68 73
								89	A	Elon	69 80	131	A	UNC Asheville	64 85
												131	H	UNC Asheville	81 82
												164	N	UAB	46 56
												172	A	Radford	56 54
												172	H	Radford	71 66
												189	H	Davidson	60 62
												206	A	Gardner-Webb	70 82
												206	H	Gardner-Webb	72 79
												208	A	Presbyterian	70 82
												208	H	Presbyterian	61 47
												268	A	Campbell	69 55
												268	H	Campbell	65 68
												283	A	Coastal Caro.	53 79
												283	H	Coastal Caro.	53 52
												294	A	Charleston So.	78 72
												294	H	Charleston So.	62 64
												311	A	Longwood	89 70
												311	H	Longwood	79 68
												312	A	UNCG	72 82
												327	A	Winthrop	74 67
												327	H	Winthrop	80 60
LAST 12 Division I GAMES:															
131	A	UNC Asheville	64 85	206	H	Gardner-Webb	72 79	283	A	Coastal Caro.	53 79	208	H	Presbyterian	61 47
268	H	Campbell	65 68	283	A	Coastal Caro.	53 79	128	A	Liberty	43 56	172	A	Radford	56 54
294	A	Charleston So.	78 72	208	H	Presbyterian	61 47	128	A	Liberty	43 56	131	H	UNC Asheville	81 82
128	H	Liberty	68 73	128	A	Liberty	43 56	172	A	Radford	56 54				
327	H	Winthrop	80 60	172	A	Radford	56 54								
311	A	Longwood	89 70	131	H	UNC Asheville	81 82								

Non-Div I Games: Greensboro 82 49

High Point

■ Loss, 
 ■ Non-Conf, S Site, 
 ■ Home 
 ■ Away 
 N Neutral

# Hofstra

Through Games Of March 8, 2016

Average RPI Win:	205	WON-LOST	WINNING	LAST 10	STRENGTH OF	OPP. STRENGTH	TEAM	ADJ.	CONF.	ADJ CONF.
Average RPI Loss:	89	RECORD	PCT. RANK	GAMES	SCHEDULE	OF SCHEDULE	RPI	RPI	RPI	RPI
DIV. I ONLY	22- 7	45	7- 3	173	137	65	65	13	13	
DIV. I NON-CONF.	9- 2	37	0- 0	193	200	60	60	11	11	
TOTALS	RPI 1-25	RPI 26-50	W-L RECORDS	RPI 51-100	RPI 101-150	RPI 150+				
22- 7	0- 1	0- 2	OVERALL	2- 2	2- 0	18- 2				
12- 1	0- 0	0- 1	HOME	2- 0	2- 0	8- 0				
9- 5	0- 0	0- 1	AWAY	0- 2	0- 0	9- 2				
1- 1	0- 1	0- 0	NEUTRAL	0- 0	0- 0	1- 0				
9- 2	0- 1	0- 0	NON-CONFERENCE	0- 0	2- 0	7- 1				
4- 0	0- 0	0- 0	HOME	0- 0	2- 0	2- 0				
4- 1	0- 0	0- 0	AWAY	0- 0	0- 0	4- 1				
1- 1	0- 1	0- 0	NEUTRAL	0- 0	0- 0	1- 0				
13- 5	0- 0	0- 2	CONFERENCE	2- 2	0- 0	11- 1				
8- 1	0- 0	0- 1	HOME	2- 0	0- 0	6- 0				
5- 4	0- 0	0- 1	AWAY	0- 2	0- 0	5- 1				
0- 0	0- 0	0- 0	NEUTRAL	0- 0	0- 0	0- 0				

RPI 1-25				RPI 26-50				RPI 51-100				Team's RPI: 65	RPI 101+			
RPI	S	Opponent	Score	RPI	S	Opponent	Score	RPI	S	Opponent	Score		RPI	S	Opponent	Score
5	N	Oregon St.	50 73	34	A	James Madison	42 57	80	A	Drexel	64 67		116	H	Saint Joseph's	75 62
				34	H	James Madison	54 71	80	H	Drexel	61 54		130	H	Buffalo	79 36
								89	A	Elon	60 61		156	H	Stony Brook	71 66
								89	H	Elon	59 49		159	A	Northeastern	71 64
													159	H	Northeastern	75 50
													160	A	Marist	71 67
													162	A	Delaware	47 54
													162	H	Delaware	58 49
													200	A	Fairfield	67 53
													203	A	William & Mary	61 53
													203	H	William & Mary	75 45
													221	A	Massachusetts	56 57
													227	A	Col. of Charleston	62 58
													227	H	Col. of Charleston	66 54
													236	H	Navy	65 63
													270	A	UNCW	68 64
													270	H	UNCW	62 38
													274	A	American	60 51
													283	N	Coastal Caro.	82 40
													295	A	Towson	74 56
													295	H	Towson	64 60
													322	A	Delaware St.	66 49
LAST 12 Division I GAMES:																
				159	A	Northeastern	71 64					203	A	William & Mary	61 53	
				227	H	Col. of Charleston	66 54					295	A	Towson	74 56	
				80	H	Drexel	61 54					34	H	James Madison	54 71	
				162	A	Delaware	47 54					89	H	Elon	59 49	
				270	H	UNCW	62 38					80	A	Drexel	64 67	
				34	A	James Madison	42 57					295	H	Towson	64 60	

Non-Div I Games:

Hofstra

Loss, Non-Conf, S Site, H Home A Away N Neutral

## Holy Cross

Through Games Of March 8, 2016

Average RPI Win:	283	WON-LOST	WINNING	LAST 10	STRENGTH OF	OPP. STRENGTH	TEAM	ADJ.	CONF.	ADJ CONF.
Average RPI Loss:	165	RECORD	PCT. RANK	GAMES	SCHEDULE	OF SCHEDULE	RPI	RPI	RPI	RPI
DIV. I ONLY	13- 17	212	5- 5	280	274	254	254	26	26	
DIV. I NON-CONF.	3- 8	258	0- 0	291	181	316	316	27	27	
TOTALS	RPI 1-25	RPI 26-50	W-L RECORDS	RPI 51-100	RPI 101-150	RPI 150+				
13- 17	0- 0	0- 0	OVERALL	0- 5	0- 3	13- 9				
9- 5	0- 0	0- 0	HOME	0- 2	0- 0	9- 3				
4- 12	0- 0	0- 0	AWAY	0- 3	0- 3	4- 6				
0- 0	0- 0	0- 0	NEUTRAL	0- 0	0- 0	0- 0				
3- 8	0- 0	0- 0	NON-CONFERENCE	0- 1	0- 3	3- 4				
3- 2	0- 0	0- 0	HOME	0- 0	0- 0	3- 2				
0- 6	0- 0	0- 0	AWAY	0- 1	0- 3	0- 2				
0- 0	0- 0	0- 0	NEUTRAL	0- 0	0- 0	0- 0				
10- 9	0- 0	0- 0	CONFERENCE	0- 4	0- 0	10- 5				
6- 3	0- 0	0- 0	HOME	0- 2	0- 0	6- 1				
4- 6	0- 0	0- 0	AWAY	0- 2	0- 0	4- 4				
0- 0	0- 0	0- 0	NEUTRAL	0- 0	0- 0	0- 0				

RPI S	Opponent	Score	RPI S	Opponent	Score	RPI S	Opponent	Score	RPI S	Opponent	Score	Team's RPI: 254
						69	A Army West Point	58 77	118	A Boston College	51 60	
						69	H Army West Point	49 80	127	A Pittsburgh	50 56	
						86	A Quinnipiac	61 74	134	A Penn St.	82 86	
						90	A Bucknell	64 74	157	A Yale	59 69	
						90	H Bucknell	51 58	214	H Dartmouth	54 60	
									216	A Lehigh	48 64	
									216	A Lehigh	58 61	
									216	H Lehigh	77 71	
									221	H Massachusetts	60 74	
									222	A Loyola Maryland	45 58	
									222	H Loyola Maryland	49 59	
									224	H Bryant	65 64	
									236	A Navy	49 50	
									236	H Navy	57 49	
									250	H Manhattan	58 44	
									274	A American	59 50	
									274	H American	59 54	
									278	H Vermont	77 63	
									293	A Colgate	80 71	
									293	H Colgate	70 61	
									320	A UMass Lowell	67 75	
									329	A Lafayette	57 54	
									329	H Lafayette	66 49	
									343	A Boston U.	60 41	
									343	H Boston U.	74 50	
LAST 12 Division I GAMES:												
			216	A Lehigh	48 64		216	H Lehigh	77 71			
			222	A Loyola Maryland	45 58		329	A Lafayette	57 54			
			343	H Boston U.	74 50		90	A Bucknell	64 74			
			222	H Loyola Maryland	49 59		293	H Colgate	70 61			
			274	A American	59 50		236	A Navy	49 50			
			69	H Army West Point	49 80		274	H American	59 54			

Non-Div I Games:

Holy Cross

■ Loss, 
 ■ Non-Conf, 
 ■ S Site, 
 ■ H Home 
 ■ A Away 
 N Neutral

Average RPI Win: <b>247</b>	WON-LOST	WINNING	LAST 10	STRENGTH OF	OPP. STRENGTH	TEAM	ADJ.	CONF.	ADJ CONF.
Average RPI Loss: <b>136</b>	RECORD	PCT. RANK	GAMES	SCHEDULE	OF SCHEDULE	RPI	RPI	RPI	RPI
DIV. I ONLY	<b>6- 24</b>	<b>314</b>	<b>2- 8</b>	<b>202</b>	<b>104</b>	<b>285</b>	<b>285</b>	<b>9</b>	<b>9</b>
DIV. I NON-CONF.	<b>4- 7</b>	<b>222</b>	<b>0- 0</b>	<b>155</b>	<b>266</b>	<b>211</b>	<b>211</b>	<b>7</b>	<b>7</b>
TOTALS	RPI 1-25	RPI 26-50	W-L RECORDS	RPI 51-100	RPI 101-150	RPI 150+			
6- 24	0- 3	0- 0	OVERALL	0- 5	1- 6	5- 10			
2- 11	0- 1	0- 0	HOME	0- 2	1- 3	1- 5			
4- 9	0- 1	0- 0	AWAY	0- 2	0- 2	4- 4			
0- 4	0- 1	0- 0	NEUTRAL	0- 1	0- 1	0- 1			
4- 7	0- 1	0- 0	NON-CONFERENCE	0- 1	1- 2	3- 3			
1- 3	0- 0	0- 0	HOME	0- 0	1- 1	0- 2			
3- 1	0- 0	0- 0	AWAY	0- 0	0- 0	3- 1			
0- 3	0- 1	0- 0	NEUTRAL	0- 1	0- 1	0- 0			
2- 17	0- 2	0- 0	CONFERENCE	0- 4	0- 4	2- 7			
1- 8	0- 1	0- 0	HOME	0- 2	0- 2	1- 3			
1- 8	0- 1	0- 0	AWAY	0- 2	0- 2	1- 3			
0- 1	0- 0	0- 0	NEUTRAL	0- 0	0- 0	0- 1			

RPI 1-25				RPI 26-50				RPI 51-100				RPI 101+ Team's RPI: 285			
RPI	S	Opponent	Score	RPI	S	Opponent	Score	RPI	S	Opponent	Score	RPI	S	Opponent	Score
3	H	UConn	37 76					60	N	Iowa	50 64	103	N	Wright St.	61 75
20	A	South Fla.	49 73					72	A	Temple	48 78	110	A	Memphis	57 74
22	N	George Washington	78 82					72	H	Temple	66 75	110	H	Memphis	64 77
								74	A	Tulane	48 70	126	H	Long Beach St.	41 47
								74	H	Tulane	56 59	133	H	La.-Lafayette	52 51
												145	A	East Carolina	70 76
												145	H	East Carolina	59 68
												190	H	UTRGV	45 55
												191	H	UNLV	60 63
												192	A	Tulsa	28 44
												192	H	Tulsa	62 79
												192	N	Tulsa	38 76
												194	A	SMU	63 54
												194	H	SMU	48 50
												227	A	Col. of Charleston	48 55
												233	A	Rice	62 59
												240	A	Cincinnati	50 56
												240	H	Cincinnati	61 67
												277	A	UCF	62 65
												277	H	UCF	64 55
												313	A	A&M-Corpus Christi	76 73
												330	A	Incarnate Word	67 51
LAST 12 Division I GAMES:															
				192	N	Tulsa	38 76					192	A	Tulsa	28 44
				110	H	Memphis	64 77					74	H	Tulane	56 59
				194	A	SMU	63 54					277	H	UCF	64 55
				277	A	UCF	62 65					240	A	Cincinnati	50 56
				240	H	Cincinnati	61 67					20	A	South Fla.	49 73
				145	H	East Carolina	59 68					72	A	Temple	48 78

Non-Div I Games:

Houston

■ Loss, 
 ■ Non-Conf, 
 ■ S Site, 
 ■ H Home 
 ■ A Away 
 N Neutral



## Houston Baptist

Through Games Of March 8, 2016

Average RPI Win:	294	WON-LOST	WINNING	LAST 10	STRENGTH OF	OPP. STRENGTH	TEAM	ADJ.	CONF.	ADJ CONF.
Average RPI Loss:	164	RECORD	PCT. RANK	GAMES	SCHEDULE	OF SCHEDULE	RPI	RPI	RPI	RPI
DIV. I ONLY	11- 14	209	6- 4	265	303	248	248	25	25	
DIV. I NON-CONF.	2- 5	253	0- 0	136	304	216	216	26	26	
TOTALS	RPI 1-25	RPI 26-50	W-L RECORDS	RPI 51-100	RPI 101-150	RPI 150+				
11- 14	0- 0	0- 1	OVERALL	0- 3	0- 3	11- 7				
6- 5	0- 0	0- 0	HOME	0- 1	0- 2	6- 2				
4- 9	0- 0	0- 1	AWAY	0- 2	0- 1	4- 5				
1- 0	0- 0	0- 0	NEUTRAL	0- 0	0- 0	1- 0				
2- 5	0- 0	0- 1	NON-CONFERENCE	0- 0	0- 1	2- 3				
0- 2	0- 0	0- 0	HOME	0- 0	0- 1	0- 1				
1- 3	0- 0	0- 1	AWAY	0- 0	0- 0	1- 2				
1- 0	0- 0	0- 0	NEUTRAL	0- 0	0- 0	1- 0				
9- 9	0- 0	0- 0	CONFERENCE	0- 3	0- 2	9- 4				
6- 3	0- 0	0- 0	HOME	0- 1	0- 1	6- 1				
3- 6	0- 0	0- 0	AWAY	0- 2	0- 1	3- 3				
0- 0	0- 0	0- 0	NEUTRAL	0- 0	0- 0	0- 0				

RPI S	Opponent	Score	RPI S	Opponent	Score	RPI S	Opponent	Score	RPI S	Opponent	Score	Team's RPI: 248
30	A UTEP	63 98	79	A Abilene Christian	60 77	117	A Northwestern St.	44 55				
			79	H Abilene Christian	55 76	144	H McNeese St.	64 71				
			97	A Central Ark.	44 45	147	H UT Arlington	40 64				
						166	A New Mexico	57 65				
						199	A SFA	54 66				
						199	H SFA	50 64				
						235	A Texas Southern	77 65				
						237	A Sam Houston St.	70 78				
						237	H Sam Houston St.	67 63				
						238	N Omaha	64 51				
						244	H Texas St.	66 71				
						264	A UTSA	50 79				
						287	A Lamar	70 77				
						287	H Lamar	77 66				
						306	H Nicholls St.	80 71				
						313	A A&M-Corpus Christi	73 59				
						313	H A&M-Corpus Christi	55 51				
						318	H Southeastern La.	64 56				
						330	A Incarnate Word	62 61				
						330	H Incarnate Word	64 46				
						331	A New Orleans	71 51				
LAST 12 Division I GAMES:												
330	H Incarnate Word	64 46	287	H Lamar	77 66							
313	H A&M-Corpus Christi	55 51	199	H SFA	50 64							
199	A SFA	54 66	313	A A&M-Corpus Christi	73 59							
79	H Abilene Christian	55 76	237	H Sam Houston St.	67 63							
330	A Incarnate Word	62 61	79	A Abilene Christian	60 77							
237	A Sam Houston St.	70 78	287	A Lamar	70 77							

Non-Div I Games: Trinity (TX) 60 46 Huston-Tillotson 96 65 Paul Quinn 95 42

Houston Baptist

Loss, Non-Conf, S Site, H Home A Away N Neutral

Howard

H  
o  
w  
a  
r  
d

Howard

Page 122

H  
o  
w  
a  
r  
d

RPI S Opponent Score







































































Through Games Of March 8, 2016

RPI	S	Opponent	Score
348	A	N.C. Central	68 61

H  
o  
w  
a  
r  
d





Howard

Average RPI Win:	286	WON-LOST	WINNING	LAST 10	STRENGTH OF	OPP. STRENGTH	TEAM	ADJ.	CONF.	ADJ CONF.
Average RPI Loss:	153	RECORD	PCT. RANK	GAMES	SCHEDULE	OF SCHEDULE	RPI	RPI	RPI	RPI
DIV. I ONLY	5- 23	318	3- 7	164	234	315	315	18	18	
DIV. I NON-CONF.	2- 9	296	0- 0	176	288	302	302	18	18	
TOTALS	RPI 1-25	RPI 26-50	W-L RECORDS	RPI 51-100	RPI 101-150	RPI 150+				
5- 23	0- 0	0- 2	OVERALL	0- 5	1- 7	4- 9				
5- 8	0- 0	0- 1	HOME	0- 2	1- 2	4- 3				
0- 14	0- 0	0- 1	AWAY	0- 2	0- 5	0- 6				
0- 1	0- 0	0- 0	NEUTRAL	0- 1	0- 0	0- 0				
2- 9	0- 0	0- 2	NON-CONFERENCE	0- 0	0- 4	2- 3				
2- 3	0- 0	0- 1	HOME	0- 0	0- 1	2- 1				
0- 6	0- 0	0- 1	AWAY	0- 0	0- 3	0- 2				
0- 0	0- 0	0- 0	NEUTRAL	0- 0	0- 0	0- 0				
3- 14	0- 0	0- 0	CONFERENCE	0- 5	1- 3	2- 6				
3- 5	0- 0	0- 0	HOME	0- 2	1- 1	2- 2				
0- 8	0- 0	0- 0	AWAY	0- 2	0- 2	0- 4				
0- 1	0- 0	0- 0	NEUTRAL	0- 1	0- 0	0- 0				

RPI 1-25	RPI 26-50	RPI 51-100	RPI 101+	Team's RPI: 315
RPI S Opponent Score	RPI S Opponent Score	RPI S Opponent Score	RPI S Opponent Score	Score
	43  Ohio 52  79	51  South Dakota St. 64  92	124  IUPUI 52  63	
	46  Indiana 72  79	51  South Dakota St. 42  61	124  IUPUI 50  69	
		51 N South Dakota St. 60  80	139  Oral Roberts 59  61	
		61  South Dakota 60  92	139  Oral Roberts 54 48	
		61  South Dakota 63  90	142  Western Mich. 48  70	
			143  Detroit 63  64	
			148  Milwaukee 60  73	
			149  Northern Ky. 64  77	
			200  Fairfield 62  74	
			205  Oakland 74  81	
			210  USC Upstate 81  84	
			238  Omaha 64  71	
			238  Omaha 58  60	
			239  Western Ill. 87  88	
			239  Western Ill. 74  78	
			301  Denver 50  53	
			301  Denver 61 49	
			319  Kent St. 86 68	
			325  North Dakota St. 85  94	
			325  North Dakota St. 85 69	
			344  Chicago St. 62 51	
LAST 12 Division I GAMES:				
	51 N South Dakota St. 60  80	238  Omaha 64  71		
	325  North Dakota St. 85 69	239  Western Ill. 87  88		
	61  South Dakota 63  90	301  Denver 61 49		
	124  IUPUI 52  63	238  Omaha 58  60		
	139  Oral Roberts 54 48	325  North Dakota St. 85  94		
	51  South Dakota St. 64  92	61  South Dakota 60  92		

Non-Div I Games: Trine 82 62 Grace (IN) 91 39

IPFW

 Loss,  Non-Conf, S Site,  Home  Away N Neutral

Average RPI Win: <b>219</b>	WON-LOST	WINNING	LAST 10	STRENGTH OF	OPP. STRENGTH	TEAM	ADJ.	CONF.	ADJ CONF.
Average RPI Loss: <b>144</b>	RECORD	PCT. RANK	GAMES	SCHEDULE	OF SCHEDULE	RPI	RPI	RPI	RPI
DIV. I ONLY	18- 10	88	7- 3	228	191	124	124	18	18
DIV. I NON-CONF.	7- 4	110	0- 0	173	141	107	107	18	18
TOTALS	RPI 1-25	RPI 26-50	W-L RECORDS	RPI 51-100	RPI 101-150	RPI 150+			
18- 10	0- 1	0- 0	OVERALL	4- 4	2- 1	12- 4			
9- 3	0- 0	0- 0	HOME	3- 2	0- 1	6- 0			
8- 6	0- 1	0- 0	AWAY	1- 2	2- 0	5- 3			
1- 1	0- 0	0- 0	NEUTRAL	0- 0	0- 0	1- 1			
7- 4	0- 1	0- 0	NON-CONFERENCE	3- 1	1- 0	3- 2			
3- 1	0- 0	0- 0	HOME	2- 1	0- 0	1- 0			
3- 3	0- 1	0- 0	AWAY	1- 0	1- 0	1- 2			
1- 0	0- 0	0- 0	NEUTRAL	0- 0	0- 0	1- 0			
11- 6	0- 0	0- 0	CONFERENCE	1- 3	1- 1	9- 2			
6- 2	0- 0	0- 0	HOME	1- 1	0- 1	5- 0			
5- 3	0- 0	0- 0	AWAY	0- 2	1- 0	4- 1			
0- 1	0- 0	0- 0	NEUTRAL	0- 0	0- 0	0- 1			

RPI 1-25				RPI 26-50				RPI 51-100				RPI 101+ Team's RPI: 124			
RPI	S	Opponent	Score	RPI	S	Opponent	Score	RPI	S	Opponent	Score	RPI	S	Opponent	Score
14	A	Louisville	61 <b>70</b>					51	A	South Dakota St.	66 <b>68</b>	139	A	Oral Roberts	57 54
								51	H	South Dakota St.	63 60	139	H	Oral Roberts	47 <b>52</b>
								61	A	South Dakota	59 <b>65</b>	146	A	SIUE	85 67
								61	H	South Dakota	63 <b>74</b>	199	N	SFA	62 55
								71	H	VCU	70 69	225	A	North Texas	67 <b>68</b>
								73	H	Georgia Tech	50 <b>60</b>	226	H	Indiana St.	68 43
								78	H	Belmont	62 59	238	A	Omaha	54 <b>57</b>
								100	A	Marquette	60 55	238	H	Omaha	75 59
												238	N	Omaha	51 <b>62</b>
												239	A	Western Ill.	68 60
												239	H	Western Ill.	96 87
												301	A	Denver	67 54
												301	H	Denver	81 75
												315	A	IPFW	69 50
												315	H	IPFW	63 52
												325	A	North Dakota St.	64 63
												325	H	North Dakota St.	67 44
												332	A	Evansville	68 62
												340	A	Eastern Ill.	71 <b>77</b>
LAST 12 Division I GAMES:															
				238	N	Omaha	51 <b>62</b>			325	A	North Dakota St.	64 63		
				61	H	South Dakota	63 <b>74</b>			239	H	Western Ill.	96 87		
				51	H	South Dakota St.	63 60			139	A	Oral Roberts	57 54		
				315	H	IPFW	63 52			301	H	Denver	81 75		
				238	A	Omaha	54 <b>57</b>			61	A	South Dakota	59 <b>65</b>		
				301	A	Denver	67 54			51	A	South Dakota St.	66 <b>68</b>		

Non-Div I Games: Oakland City 104 30 Ind.-Southeast 99 50

IUPUI

Loss, Non-Conf, S Site, H Home A Away N Neutral

## Idaho

Through Games Of March 8, 2016

Average RPI Win:	234	WON-LOST	WINNING	LAST 10	STRENGTH OF	OPP. STRENGTH	TEAM	ADJ.	CONF.	ADJ CONF.
Average RPI Loss:	128	RECORD	PCT. RANK	GAMES	SCHEDULE	OF SCHEDULE	RPI	RPI	RPI	RPI
DIV. I ONLY	19- 9	74	7- 3	278	176	135	135	20	20	
DIV. I NON-CONF.	6- 4	125	0- 0	190	108	152	152	23	23	
TOTALS	RPI 1-25	RPI 26-50	W-L RECORDS	RPI 51-100	RPI 101-150	RPI 150+				
19- 9	0- 1	0- 1	OVERALL	2- 1	1- 2	16- 4				
11- 3	0- 0	0- 0	HOME	1- 1	0- 1	10- 1				
6- 5	0- 1	0- 0	AWAY	1- 0	0- 1	5- 3				
2- 1	0- 0	0- 1	NEUTRAL	0- 0	1- 0	1- 0				
6- 4	0- 1	0- 1	NON-CONFERENCE	0- 1	1- 1	5- 0				
4- 1	0- 0	0- 0	HOME	0- 1	0- 0	4- 0				
0- 2	0- 1	0- 0	AWAY	0- 0	0- 1	0- 0				
2- 1	0- 0	0- 1	NEUTRAL	0- 0	1- 0	1- 0				
13- 5	0- 0	0- 0	CONFERENCE	2- 0	0- 1	11- 4				
7- 2	0- 0	0- 0	HOME	1- 0	0- 1	6- 1				
6- 3	0- 0	0- 0	AWAY	1- 0	0- 0	5- 3				
0- 0	0- 0	0- 0	NEUTRAL	0- 0	0- 0	0- 0				

RPI 1-25				RPI 26-50				RPI 51-100				RPI 101+ Team's RPI: 135			
RPI	S	Opponent	Score	RPI	S	Opponent	Score	RPI	S	Opponent	Score	RPI	S	Opponent	Score
5	A	Oregon St.	44 69	47	N	Duke	68 74	79	H	Abilene Christian	59 71	129	N	Iowa St.	97 65
								92	A	North Dakota	65 59	137	A	Texas Tech	62 78
								92	H	North Dakota	92 65	150	H	Montana St.	59 62
												163	H	Montana	78 61
												167	A	Sacramento St.	98 88
												167	H	Sacramento St.	107 60
												179	A	Eastern Wash.	70 84
												179	H	Eastern Wash.	66 74
												182	A	Northern Colo.	68 70
												182	H	Northern Colo.	66 56
												188	A	Weber St.	77 70
												193	A	Idaho St.	68 89
												244	N	Texas St.	75 55
												255	H	Wyoming	61 57
												265	H	UC Santa Barbara	64 42
												271	H	Seattle	64 60
												300	H	CSUN	106 50
												310	A	Northern Ariz.	72 51
												310	H	Northern Ariz.	76 59
												321	A	Portland St.	94 65
												321	H	Portland St.	84 63
												334	A	Southern Utah	62 51
												334	H	Southern Utah	93 48
LAST 12 Division I GAMES:															
193	A	Idaho St.	68 89	182	A	Northern Colo.	68 70	310	H	Northern Ariz.	76 59				
188	A	Weber St.	77 70	334	H	Southern Utah	93 48	321	A	Portland St.	94 65				
179	A	Eastern Wash.	70 84	167	H	Sacramento St.	107 60	167	A	Sacramento St.	98 88				
321	H	Portland St.	84 63	92	A	North Dakota	65 59	150	H	Montana St.	59 62				

Non-Div I Games: Carroll (MT) 75 47 Northwest Chrst. 71 48

Idaho

Loss, Non-Conf, S Site, H Home A Away N Neutral

Average RPI Win:	243	WON-LOST	WINNING	LAST 10	STRENGTH OF	OPP. STRENGTH	TEAM	ADJ.	CONF.	ADJ CONF.
Average RPI Loss:	141	RECORD	PCT. RANK	GAMES	SCHEDULE	OF SCHEDULE	RPI	RPI	RPI	RPI
DIV. I ONLY	14- 14	165	6- 4	258	182	193	193	20	20	
DIV. I NON-CONF.	5- 4	138	0- 1	100	117	85	85	23	23	
TOTALS	RPI 1-25	RPI 26-50	W-L RECORDS	RPI 51-100	RPI 101-150	RPI 150+				
14- 14	0- 1	0- 1	OVERALL	0- 3	1- 2	13- 7				
7- 4	0- 0	0- 0	HOME	0- 1	1- 0	6- 3				
5- 10	0- 1	0- 1	AWAY	0- 2	0- 2	5- 4				
2- 0	0- 0	0- 0	NEUTRAL	0- 0	0- 0	2- 0				
5- 4	0- 1	0- 1	NON-CONFERENCE	0- 1	0- 1	5- 0				
2- 0	0- 0	0- 0	HOME	0- 0	0- 0	2- 0				
2- 4	0- 1	0- 1	AWAY	0- 1	0- 1	2- 0				
1- 0	0- 0	0- 0	NEUTRAL	0- 0	0- 0	1- 0				
9- 10	0- 0	0- 0	CONFERENCE	0- 2	1- 1	8- 7				
5- 4	0- 0	0- 0	HOME	0- 1	1- 0	4- 3				
3- 6	0- 0	0- 0	AWAY	0- 1	0- 1	3- 4				
1- 0	0- 0	0- 0	NEUTRAL	0- 0	0- 0	1- 0				

RPI 1-25				RPI 26-50				RPI 51-100				RPI 101+				Team's RPI: 193
RPI	S	Opponent	Score	RPI	S	Opponent	Score	RPI	S	Opponent	Score	RPI	S	Opponent	Score	
17	A	Michigan St.	60 79	30	A	UTEP	54 67	92	A	North Dakota	42 45	135	H	Idaho	89 68	
								92	H	North Dakota	57 60	137	A	Texas Tech	64 79	
								99	A	Northwestern	36 72	150	A	Montana St.	80 82	
												155	A	Boise St.	80 77	
												163	A	Montana	47 62	
												167	A	Sacramento St.	62 83	
												167	H	Sacramento St.	59 68	
												179	H	Eastern Wash.	71 62	
												182	A	Northern Colo.	47 48	
												182	H	Northern Colo.	59 61	
												182	N	Northern Colo.	54 45	
												188	A	Weber St.	58 57	
												188	H	Weber St.	46 61	
												211	A	Utah Valley	56 47	
												228	N	Southeast Mo. St.	65 64	
												230	H	Utah St.	81 67	
												271	H	Seattle	83 67	
												310	A	Northern Ariz.	62 63	
												310	H	Northern Ariz.	71 61	
												321	A	Portland St.	64 42	
												321	H	Portland St.	71 70	
												334	A	Southern Utah	71 67	
												334	H	Southern Utah	64 47	
LAST 12 Division I GAMES:																
182	N	Northern Colo.	54 45	334	H	Southern Utah	64 47									
30	A	UTEP	54 67	310	H	Northern Ariz.	71 61									
135	H	Idaho	89 68	167	A	Sacramento St.	62 83									
179	H	Eastern Wash.	71 62	321	A	Portland St.	64 42									
150	A	Montana St.	80 82	182	H	Northern Colo.	59 61									
163	A	Montana	47 62	92	H	North Dakota	57 60									

Non-Div I Games: Colo. Christian 82 56 Montana Tech 82 55

Idaho St.

■ Loss, 
■ Non-Conf, 
■ S Site, 
■ Home 
■ A Away 
N Neutral

Average RPI Win:	<b>268</b>	WON-LOST	WINNING	LAST 10	STRENGTH OF	OPP. STRENGTH	TEAM	ADJ.	CONF.	ADJ CONF.
Average RPI Loss:	<b>137</b>	RECORD	PCT. RANK	GAMES	SCHEDULE	OF SCHEDULE	RPI	RPI	RPI	RPI
DIV. I ONLY	<b>12- 17</b>	<b>225</b>	<b>2- 8</b>	<b>272</b>	<b>183</b>	<b>251</b>	<b>251</b>	<b>14</b>	<b>14</b>	
DIV. I NON-CONF.	<b>9- 2</b>	<b>37</b>	<b>0- 0</b>	<b>342</b>	<b>307</b>	<b>172</b>	<b>172</b>	<b>16</b>	<b>16</b>	
TOTALS	RPI 1-25	RPI 26-50	W-L RECORDS	RPI 51-100	RPI 101-150	RPI 150+				
12- 17	0- 2	0- 0	OVERALL	1- 1	1- 10	10- 4				
5- 9	0- 1	0- 0	HOME	1- 0	0- 6	4- 2				
7- 8	0- 1	0- 0	AWAY	0- 1	1- 4	6- 2				
0- 0	0- 0	0- 0	NEUTRAL	0- 0	0- 0	0- 0				
9- 2	0- 0	0- 0	NON-CONFERENCE	1- 1	0- 1	8- 0				
4- 1	0- 0	0- 0	HOME	1- 0	0- 1	3- 0				
5- 1	0- 0	0- 0	AWAY	0- 1	0- 0	5- 0				
0- 0	0- 0	0- 0	NEUTRAL	0- 0	0- 0	0- 0				
3- 15	0- 2	0- 0	CONFERENCE	0- 0	1- 9	2- 4				
1- 8	0- 1	0- 0	HOME	0- 0	0- 5	1- 2				
2- 7	0- 1	0- 0	AWAY	0- 0	1- 4	1- 2				
0- 0	0- 0	0- 0	NEUTRAL	0- 0	0- 0	0- 0				

RPI 1-25				RPI 26-50				RPI 51-100				RPI 101+ Team's RPI: 251			
RPI	S	Opponent	Score	RPI	S	Opponent	Score	RPI	S	Opponent	Score	RPI	S	Opponent	Score
24	A	Green Bay	22 <b>64</b>					64	A	Purdue	51 <b>62</b>	103	A	Wright St.	62 <b>73</b>
24	H	Green Bay	40 <b>58</b>					70	H	Central Mich.	66 63	103	H	Wright St.	72 <b>80</b>
												106	H	Toledo	51 <b>60</b>
												125	A	Youngstown St.	41 <b>62</b>
												125	H	Youngstown St.	64 <b>69</b>
												143	A	Detroit	65 51
												143	H	Detroit	80 <b>89</b>
												148	A	Milwaukee	53 <b>54</b>
												148	H	Milwaukee	56 <b>62</b>
												149	A	Northern Ky.	53 <b>55</b>
												149	H	Northern Ky.	61 <b>72</b>
												205	A	Oakland	73 <b>78</b>
												205	H	Oakland	76 <b>78</b>
												239	A	Western Ill.	78 70
												243	A	Valparaiso	54 50
												243	H	Valparaiso	74 <b>80</b>
												260	A	Cleveland St.	69 <b>72</b>
												260	H	Cleveland St.	80 62
												301	A	Denver	56 46
												305	A	Bradley	66 56
												316	A	Illinois St.	74 65
												324	H	Nevada	70 55
												328	H	Howard	75 48
												340	H	Eastern Ill.	66 54
												344	A	Chicago St.	51 47
LAST 12 Division I GAMES:															
243	H	Valparaiso	74 <b>80</b>	143	A	Detroit	65 51								
125	A	Youngstown St.	41 <b>62</b>	103	H	Wright St.	72 <b>80</b>								
260	A	Cleveland St.	69 <b>72</b>	149	H	Northern Ky.	61 <b>72</b>								
148	H	Milwaukee	56 <b>62</b>	243	A	Valparaiso	54 50								
24	H	Green Bay	40 <b>58</b>	260	H	Cleveland St.	80 62								
205	A	Oakland	73 <b>78</b>	125	H	Youngstown St.	64 <b>69</b>								

Non-Div I Games:

Ill.-Chicago

■ Loss, 
 ■ Non-Conf, S Site, 
 ■ Home 
 ■ Away 
 N Neutral



# Illinois

Through Games Of March 8, 2016

Average RPI Win:	174	WON-LOST	WINNING	LAST 10	STRENGTH OF	OPP. STRENGTH	TEAM	ADJ.	CONF.	ADJ CONF.
Average RPI Loss:	61	RECORD	PCT. RANK	GAMES	SCHEDULE	OF SCHEDULE	RPI	RPI	RPI	RPI
DIV. I ONLY	9- 21	276	1- 9	22	55	178	178	5	5	
DIV. I NON-CONF.	7- 4	110	0- 0	13	224	80	80	4	4	
TOTALS	RPI 1-25	RPI 26-50	W-L RECORDS	RPI 51-100	RPI 101-150	RPI 150+				
9- 21	0- 5	1- 3	OVERALL	1- 10	2- 3	5- 0				
8- 10	0- 4	1- 1	HOME	1- 4	2- 1	4- 0				
1- 10	0- 1	0- 2	AWAY	0- 6	0- 1	1- 0				
0- 1	0- 0	0- 0	NEUTRAL	0- 0	0- 1	0- 0				
7- 4	0- 1	1- 1	NON-CONFERENCE	1- 1	2- 1	3- 0				
7- 2	0- 1	1- 0	HOME	1- 1	2- 0	3- 0				
0- 2	0- 0	0- 1	AWAY	0- 0	0- 1	0- 0				
0- 0	0- 0	0- 0	NEUTRAL	0- 0	0- 0	0- 0				
2- 17	0- 4	0- 2	CONFERENCE	0- 9	0- 2	2- 0				
1- 8	0- 3	0- 1	HOME	0- 3	0- 1	1- 0				
1- 8	0- 1	0- 1	AWAY	0- 6	0- 0	1- 0				
0- 1	0- 0	0- 0	NEUTRAL	0- 0	0- 1	0- 0				

RPI S	Opponent	Score	RPI S	Opponent	Score	RPI S	Opponent	Score	RPI S	Opponent	Score	Team's RPI: 178
6	A Ohio St.	74 117	26	A Miami (FL)	64 73	52	A Rutgers	54 67	105	H UT Martin	94 74	
6	H Ohio St.	70 80	43	H Ohio	62 53	52	H Rutgers	56 63	110	A Memphis	75 81	
8	H Maryland	63 79	46	A Indiana	66 68	60	A Iowa	56 61	134	H Penn St.	56 65	
17	H Michigan St.	43 71	46	H Indiana	68 80	61	H South Dakota	76 85	134	N Penn St.	66 75	
22	H George Washington	57 70				64	A Purdue	65 69	136	H Southern Ill.	78 64	
						70	H Central Mich.	74 69	197	A Wisconsin	76 56	
						76	A Michigan	83 96	197	H Wisconsin	71 65	
						81	A Minnesota	77 82	216	H Lehigh	76 67	
						81	H Minnesota	75 106	257	H Tennessee St.	98 43	
						94	A Nebraska	57 73	344	H Chicago St.	67 36	
						99	H Northwestern	59 69				
LAST 12 Division I GAMES:												
134	N Penn St.	66 75	46	H Indiana	68 80							
60	A Iowa	56 61	76	A Michigan	83 96							
17	H Michigan St.	43 71	99	H Northwestern	59 69							
6	A Ohio St.	74 117	6	H Ohio St.	70 80							
197	A Wisconsin	76 56	81	A Minnesota	77 82							
52	H Rutgers	56 63	134	H Penn St.	56 65							

Non-Div I Games:

Illinois

Loss, Non-Conf, S Site, H Home A Away N Neutral

Average RPI Win:	298	WON-LOST	WINNING	LAST 10	STRENGTH OF	OPP. STRENGTH	TEAM	ADJ.	CONF.	ADJ CONF.
Average RPI Loss:	169	RECORD	PCT. RANK	GAMES	SCHEDULE	OF SCHEDULE	RPI	RPI	RPI	RPI
DIV. I ONLY	8- 21	288	3- 7	295	229	316	316	21	21	
DIV. I NON-CONF.	2- 9	296	0- 0	313	276	341	341	17	17	
TOTALS	RPI 1-25	RPI 26-50	W-L RECORDS	RPI 51-100	RPI 101-150	RPI 150+				
8- 21	0- 0	0- 1	OVERALL	0- 6	0- 3	8- 11				
6- 8	0- 0	0- 0	HOME	0- 3	0- 2	6- 3				
2- 11	0- 0	0- 1	AWAY	0- 3	0- 1	2- 6				
0- 2	0- 0	0- 0	NEUTRAL	0- 0	0- 0	0- 2				
2- 9	0- 0	0- 1	NON-CONFERENCE	0- 0	0- 1	2- 7				
2- 3	0- 0	0- 0	HOME	0- 0	0- 1	2- 2				
0- 4	0- 0	0- 1	AWAY	0- 0	0- 0	0- 3				
0- 2	0- 0	0- 0	NEUTRAL	0- 0	0- 0	0- 2				
6- 12	0- 0	0- 0	CONFERENCE	0- 6	0- 2	6- 4				
4- 5	0- 0	0- 0	HOME	0- 3	0- 1	4- 1				
2- 7	0- 0	0- 0	AWAY	0- 3	0- 1	2- 3				
0- 0	0- 0	0- 0	NEUTRAL	0- 0	0- 0	0- 0				

RPI 1-25			RPI 26-50			RPI 51-100			RPI 101+			Team's RPI: 316			
RPI	S	Opponent	Score	RPI	S	Opponent	Score	RPI	S	Opponent	Score	RPI	S	Opponent	Score
29	A	DePaul	41 89					91	A	Missouri St.	41 70	136	A	Southern Ill.	71 76
								91	H	Missouri St.	51 73	136	H	Southern Ill.	55 68
								95	A	UNI	51 65	146	H	SIUE	57 65
								95	H	UNI	35 61	157	A	Yale	47 60
								98	A	Drake	41 76	173	A	Loyola Chicago	61 73
								98	H	Drake	58 98	173	H	Loyola Chicago	41 57
												226	A	Indiana St.	56 63
												226	H	Indiana St.	73 62
												238	N	Omaha	56 60
												239	H	Western Ill.	64 79
												251	H	Ill.-Chicago	65 74
												258	A	Bowling Green	52 70
												259	N	Northern Ill.	59 68
												263	H	Murray St.	81 76
												264	A	UTSA	51 77
												291	A	Wichita St.	53 49
												291	H	Wichita St.	70 49
												305	A	Bradley	38 52
												305	H	Bradley	54 49
												332	A	Evansville	64 57
												332	H	Evansville	65 59
												344	H	Chicago St.	57 53
LAST 12 Division I GAMES:															
91	A	Missouri St.	41 70	95	H	UNI	35 61								
291	A	Wichita St.	53 49	98	H	Drake	58 98								
332	H	Evansville	65 59	226	H	Indiana St.	73 62								
136	H	Southern Ill.	55 68	136	A	Southern Ill.	71 76								
305	A	Bradley	38 52	332	A	Evansville	64 57								
173	A	Loyola Chicago	61 73	173	H	Loyola Chicago	41 57								

Non-Div I Games:

Illinois St.

Incarnate Word

Through Games Of March 8, 2016

Average RPI Win:	256	WON-LOST	WINNING	LAST 10	STRENGTH OF	OPP. STRENGTH	TEAM	ADJ.	CONF.	ADJ CONF.
Average RPI Loss:	203	RECORD	PCT. RANK	GAMES	SCHEDULE	OF SCHEDULE	RPI	RPI	RPI	RPI
DIV. I ONLY	3- 22	338	1- 9	257	305	330	330	25	25	
DIV. I NON-CONF.	0- 7	338	0- 0	170	254	331	331	26	26	
TOTALS	RPI 1-25	RPI 26-50	W-L RECORDS	RPI 51-100	RPI 101-150	RPI 150+				
3- 22	0- 0	0- 1	OVERALL	0- 4	1- 2	2- 15				
0- 12	0- 0	0- 0	HOME	0- 2	0- 1	0- 9				
3- 10	0- 0	0- 1	AWAY	0- 2	1- 1	2- 6				
0- 0	0- 0	0- 0	NEUTRAL	0- 0	0- 0	0- 0				
0- 7	0- 0	0- 1	NON-CONFERENCE	0- 1	0- 1	0- 4				
0- 3	0- 0	0- 0	HOME	0- 0	0- 0	0- 3				
0- 4	0- 0	0- 1	AWAY	0- 1	0- 1	0- 1				
0- 0	0- 0	0- 0	NEUTRAL	0- 0	0- 0	0- 0				
3- 15	0- 0	0- 0	CONFERENCE	0- 3	1- 1	2- 11				
0- 9	0- 0	0- 0	HOME	0- 2	0- 1	0- 6				
3- 6	0- 0	0- 0	AWAY	0- 1	1- 0	2- 5				
0- 0	0- 0	0- 0	NEUTRAL	0- 0	0- 0	0- 0				

RPI S	Opponent	Score	RPI S	Opponent	Score	RPI S	Opponent	Score	RPI S	Opponent	Score	Team's RPI: 330
45	A Colorado St.	37 60	64	A Purdue	27 95	117	H Northwestern St.	48 53				
			79	A Abilene Christian	58 66	137	A Texas Tech	55 70				
			79	H Abilene Christian	71 86	144	A McNeese St.	68 55				
			97	H Central Ark.	57 76	190	A UTRGV	47 60				
						190	H UTRGV	50 68				
						199	A SFA	62 74				
						199	H SFA	66 82				
						225	H North Texas	55 62				
						237	H Sam Houston St.	60 65				
						248	A Houston Baptist	46 64				
						248	H Houston Baptist	61 62				
						285	H Houston	51 67				
						287	A Lamar	49 59				
						287	H Lamar	61 67				
						306	A Nicholls St.	63 61				
						306	H Nicholls St.	64 66				
						313	A A&M-Corpus Christi	55 69				
						313	H A&M-Corpus Christi	56 57				
						318	A Southeastern La.	70 66				
						331	A New Orleans	49 55				
LAST 12 Division I GAMES:												
248	A Houston Baptist	46 64	97	H Central Ark.	57 76							
79	A Abilene Christian	58 66	199	A SFA	62 74							
287	H Lamar	61 67	287	A Lamar	49 59							
199	H SFA	66 82	306	A Nicholls St.	63 61							
313	A A&M-Corpus Christi	55 69	306	H Nicholls St.	64 66							
248	H Houston Baptist	61 62	313	H A&M-Corpus Christi	56 57							

Non-Div I Games: LSU-Alexandria 96 59 Howard Payne 78 65 Sul Ross St. 54 35 Trinity (TX) 55 61 Incarnate Word

Loss, Non-Conf, S Site, H Home A Away N Neutral

## Indiana

Through Games Of March 8, 2016

Average RPI Win:	135	WON-LOST	WINNING	LAST 10	STRENGTH OF	OPP. STRENGTH	TEAM	ADJ.	CONF.	ADJ CONF.
Average RPI Loss:	58	RECORD	PCT. RANK	GAMES	SCHEDULE	OF SCHEDULE	RPI	RPI	RPI	RPI
DIV. I ONLY	20- 11	84	7- 3	61	27	46	46	5	5	
DIV. I NON-CONF.	8- 4	99	0- 0	54	55	61	61	4	4	
TOTALS	RPI 1-25	RPI 26-50	W-L RECORDS	RPI 51-100	RPI 101-150	RPI 150+				
20- 11	1- 3	1- 3	OVERALL	8- 4	2- 0	8- 1				
14- 0	1- 0	1- 0	HOME	6- 0	2- 0	4- 0				
5- 7	0- 2	0- 1	AWAY	2- 3	0- 0	3- 1				
1- 4	0- 1	0- 2	NEUTRAL	0- 1	0- 0	1- 0				
8- 4	0- 1	1- 3	NON-CONFERENCE	1- 0	1- 0	5- 0				
5- 0	0- 0	1- 0	HOME	1- 0	1- 0	2- 0				
2- 1	0- 0	0- 1	AWAY	0- 0	0- 0	2- 0				
1- 3	0- 1	0- 2	NEUTRAL	0- 0	0- 0	1- 0				
12- 7	1- 2	0- 0	CONFERENCE	7- 4	1- 0	3- 1				
9- 0	1- 0	0- 0	HOME	5- 0	1- 0	2- 0				
3- 6	0- 2	0- 0	AWAY	2- 3	0- 0	1- 1				
0- 1	0- 0	0- 0	NEUTRAL	0- 1	0- 0	0- 0				

RPI S	Opponent	Score	RPI S	Opponent	Score	Team's RPI: 46	RPI S	Opponent	Score	RPI S	Opponent	Score
6	A Ohio St.	70 97	26	N Miami (FL)	75 89		52	H Rutgers	64 48	111	H Samford	65 56
8	A Maryland	63 86	29	A DePaul	69 84		60	A Iowa	73 76	134	H Penn St.	76 55
17	H Michigan St.	81 65	40	H Chattanooga	54 43		60	H Iowa	79 74	157	H Yale	76 60
22	N West Virginia	64 75	43	N Ohio	56 63		64	A Purdue	53 63	178	A Illinois	80 68
							73	H Georgia Tech	69 60	178	H Illinois	68 66
							76	H Michigan	77 69	197	A Wisconsin	69 73
							81	A Minnesota	76 78	197	H Wisconsin	67 57
							81	H Minnesota	93 79	226	A Indiana St.	53 50
							94	A Nebraska	79 68	257	H Tennessee St.	88 56
							94	H Nebraska	59 47	269	N Austin Peay	90 58
							99	A Northwestern	91 84	315	A IPFW	79 72
							99	N Northwestern	73 79			
LAST 12 Division I GAMES:												
			99	N Northwestern	73 79		178	A Illinois	80 68			
			134	H Penn St.	76 55		94	H Nebraska	59 47			
			94	A Nebraska	79 68		60	H Iowa	79 74			
			60	A Iowa	73 76		8	A Maryland	63 86			
			81	H Minnesota	93 79		52	H Rutgers	64 48			
			197	H Wisconsin	67 57		99	A Northwestern	91 84			

Non-Div I Games:

Indiana

■ Loss, 
 ■ Non-Conf, S Site, 
 ■ Home 
 ■ Away 
 N Neutral

Average RPI Win:	257	WON-LOST	WINNING	LAST 10	STRENGTH OF	OPP. STRENGTH	TEAM	ADJ.	CONF.	ADJ CONF.
Average RPI Loss:	139	RECORD	PCT. RANK	GAMES	SCHEDULE	OF SCHEDULE	RPI	RPI	RPI	RPI
DIV. I ONLY	13- 16	204	5- 5	239	218	226	226	21	21	
DIV. I NON-CONF.	4- 7	222	0- 0	191	223	226	226	17	17	
TOTALS	RPI 1-25	RPI 26-50	W-L RECORDS	RPI 51-100	RPI 101-150	RPI 150+				
13- 16	0- 0	0- 1	OVERALL	1- 7	0- 4	12- 4				
8- 6	0- 0	0- 1	HOME	1- 3	0- 1	7- 1				
5- 9	0- 0	0- 0	AWAY	0- 4	0- 3	5- 2				
0- 1	0- 0	0- 0	NEUTRAL	0- 0	0- 0	0- 1				
4- 7	0- 0	0- 1	NON-CONFERENCE	0- 2	0- 2	4- 2				
2- 3	0- 0	0- 1	HOME	0- 1	0- 0	2- 1				
2- 3	0- 0	0- 0	AWAY	0- 1	0- 2	2- 0				
0- 1	0- 0	0- 0	NEUTRAL	0- 0	0- 0	0- 1				
9- 9	0- 0	0- 0	CONFERENCE	1- 5	0- 2	8- 2				
6- 3	0- 0	0- 0	HOME	1- 2	0- 1	5- 0				
3- 6	0- 0	0- 0	AWAY	0- 3	0- 1	3- 2				
0- 0	0- 0	0- 0	NEUTRAL	0- 0	0- 0	0- 0				

RPI 1-25			RPI 26-50			RPI 51-100			RPI 101+ Team's RPI: 226		
RPI	S	Opponent	Score	RPI	S	Opponent	Score	RPI	S	Opponent	Score
46	H	Indiana	50 53	53	H	Saint Louis	52 62	124	A	IUPUI	43 68
				70	A	Central Mich.	65 85	136	A	Southern Ill.	64 76
				91	A	Missouri St.	41 75	136	H	Southern Ill.	58 62
				91	H	Missouri St.	51 59	149	A	Northern Ky.	67 73
				95	A	UNI	42 53	173	A	Loyola Chicago	74 71
				95	H	UNI	45 61	173	H	Loyola Chicago	62 48
				98	A	Drake	55 80	180	H	Butler	70 63
				98	H	Drake	68 53	192	A	Tulsa	67 63
								199	N	SFA	62 71
								238	H	Omaha	50 51
								291	A	Wichita St.	53 54
								291	H	Wichita St.	59 33
								302	A	UMKC	77 47
								305	A	Bradley	68 59
								305	H	Bradley	59 37
								316	A	Illinois St.	62 73
								316	H	Illinois St.	63 56
								332	A	Evansville	59 44
								332	H	Evansville	57 45
								340	H	Eastern Ill.	60 42
LAST 12 Division I GAMES:											
291	A	Wichita St.	53 54	98	H	Drake	68 53				
91	A	Missouri St.	41 75	95	H	UNI	45 61				
136	H	Southern Ill.	58 62	316	A	Illinois St.	62 73				
332	H	Evansville	57 45	332	A	Evansville	59 44				
173	A	Loyola Chicago	74 71	136	A	Southern Ill.	64 76				
305	A	Bradley	68 59	305	H	Bradley	59 37				

Non-Div I Games:

Indiana St.

Average RPI Win: 232		WON-LOST	WINNING	LAST 10	STRENGTH OF	OPP. STRENGTH	TEAM	ADJ.	CONF.	ADJ CONF.
Average RPI Loss: 113		RECORD	PCT. RANK	GAMES	SCHEDULE	OF SCHEDULE	RPI	RPI	RPI	RPI
DIV. I ONLY		23- 11	77	8- 2	193	188	101	101	23	23
DIV. I NON-CONF.		4- 7	222	0- 0	133	32	180	180	22	22
TOTALS		RPI 1-25	RPI 26-50	W-L RECORDS	RPI 51-100	RPI 101-150	RPI 150+			
23- 11	0- 1		0- 0	OVERALL	1- 5	1- 0	21- 5			
11- 2	0- 0		0- 0	HOME	0- 2	0- 0	11- 0			
9- 7	0- 1		0- 0	AWAY	0- 2	1- 0	8- 4			
3- 2	0- 0		0- 0	NEUTRAL	1- 1	0- 0	2- 1			
4- 7	0- 1		0- 0	NON-CONFERENCE	0- 3	1- 0	3- 3			
2- 1	0- 0		0- 0	HOME	0- 1	0- 0	2- 0			
1- 4	0- 1		0- 0	AWAY	0- 1	1- 0	0- 2			
1- 2	0- 0		0- 0	NEUTRAL	0- 1	0- 0	1- 1			
19- 4	0- 0		0- 0	CONFERENCE	1- 2	0- 0	18- 2			
9- 1	0- 0		0- 0	HOME	0- 1	0- 0	9- 0			
8- 3	0- 0		0- 0	AWAY	0- 1	0- 0	8- 2			
2- 0	0- 0		0- 0	NEUTRAL	1- 0	0- 0	1- 0			

RPI	S	Opponent	Score
22	A	George Washington	65-70

RPI	S	Opponent	Score
86	N	Quinnipiac	57-41
160	N	Marist	57-53
229	A	Siena	64-47
86	H	Quinnipiac	53-69
200	H	Fairfield	69-53
339	H	Saint Peter's	64-50

RPI	S	Opponent	Score
52	A	Rutgers	33-58
55	N	Southern California	56-76
71	H	VCU	58-74
86	A	Quinnipiac	61-62
86	H	Quinnipiac	53-69
86	N	Quinnipiac	57-41

RPI	S	Opponent	Team's RPI:	101
116	A	Saint Joseph's	81	75
153	A	North Carolina	52	64
156	A	Stony Brook	53	58
157	N	Yale	48	63
160	A	Marist	61	62
160	H	Marist	69	49
160	N	Marist	57	53
165	H	ETSU	56	50
200	A	Fairfield	56	46
200	H	Fairfield	69	53
223	A	Canisius	79	76
223	H	Canisius	79	56
225	H	North Texas	62	51
229	A	Siena	64	47
229	A	Siena	64	51
229	H	Siena	63	51
246	A	Monmouth	64	49
246	H	Monmouth	68	56
250	A	Manhattan	56	63
250	H	Manhattan	67	56
284	A	Rider	67	48
284	H	Rider	59	46
290	A	Niagara	73	52
290	H	Niagara	73	46
314	N	Fairleigh Dickinson	77	54
339	A	Saint Peter's	65	51

LAST 12 Division I GAMES:				
229	H	Siena	63	51
86	A	Quinnipiac	61	62
229	A	Siena	64	51
284	A	Rider	67	48
246	H	Monmouth	68	56
223	A	Canisius	79	76

Non-Div I Games:

Iona

■ Loss, ■ Non-Conf, S Site, H Home A Away N Neutral

I  
o  
n  
a

RPI S Opponent Iona Score

Through Games Of March 8, 2016

RPI	S	Opponent	Score
339	H	Saint Peter's	64 50

I  
o  
n  
a

Iona

Average RPI Win:	133	WON-LOST	WINNING	LAST 10	STRENGTH OF	OPP. STRENGTH	TEAM	ADJ.	CONF.	ADJ CONF.
Average RPI Loss:	57	RECORD	PCT. RANK	GAMES	SCHEDULE	OF SCHEDULE	RPI	RPI	RPI	RPI
DIV. I ONLY	19- 13	119	4- 6	29	57	60	60	5	5	
DIV. I NON-CONF.	10- 2	33	0- 0	62	199	24	24	4	4	
TOTALS	RPI 1-25	RPI 26-50	W-L RECORDS	RPI 51-100	RPI 101-150	RPI 150+				
19- 13	0- 6	1- 1	OVERALL	9- 3	3- 3	6- 0				
11- 4	0- 3	1- 0	HOME	5- 0	1- 1	4- 0				
5- 7	0- 1	0- 1	AWAY	3- 3	1- 2	1- 0				
3- 2	0- 2	0- 0	NEUTRAL	1- 0	1- 0	1- 0				
10- 2	0- 1	0- 0	NON-CONFERENCE	3- 0	3- 1	4- 0				
6- 0	0- 0	0- 0	HOME	2- 0	1- 0	3- 0				
2- 1	0- 0	0- 0	AWAY	1- 0	1- 1	0- 0				
2- 1	0- 1	0- 0	NEUTRAL	0- 0	1- 0	1- 0				
9- 11	0- 5	1- 1	CONFERENCE	6- 3	0- 2	2- 0				
5- 4	0- 3	1- 0	HOME	3- 0	0- 1	1- 0				
3- 6	0- 1	0- 1	AWAY	2- 3	0- 1	1- 0				
1- 1	0- 1	0- 0	NEUTRAL	1- 0	0- 0	0- 0				

RPI	S	Opponent	Score	RPI	S	Opponent	Score	RPI	S	Opponent	Score	RPI	S	Opponent	Score
6	H	Ohio St.	81 98	46	A	Indiana	74 79	52	H	Rutgers	69 65	103	N	Wright St.	83 77
8	H	Maryland	56 76	46	H	Indiana	76 73	64	A	Purdue	73 90	105	H	UT Martin	62 56
8	N	Maryland	55 75					64	H	Purdue	63 55	109	A	Virginia	85 73
17	A	Michigan St.	73 80					76	A	Michigan	75 82	129	A	Iowa St.	66 69
17	H	Michigan St.	69 74					76	H	Michigan	85 69	134	A	Penn St.	68 81
22	N	George Washington	77 81					76	N	Michigan	97 85	134	H	Penn St.	69 82
								81	A	Minnesota	76 78	178	H	Illinois	61 56
								92	H	North Dakota	83 61	197	A	Wisconsin	57 54
								94	A	Nebraska	74 68	209	H	Robert Morris	69 50
								95	A	UNI	80 65	239	H	Western Ill.	96 81
								98	H	Drake	89 76	285	N	Houston	64 50
								99	A	Northwestern	79 64	305	H	Bradley	60 53
LAST 12 Division I GAMES:															
		8 N Maryland	55 75			81 A Minnesota	76 78								
		76 N Michigan	97 85			6 H Ohio St.	81 98								
		178 H Illinois	61 56			17 H Michigan St.	69 74								
		134 A Penn St.	68 81			46 A Indiana	74 79								
		46 H Indiana	76 73			99 A Northwestern	79 64								
		64 H Purdue	63 55			76 H Michigan	85 69								

Non-Div I Games:

Iowa



Average RPI Win:	181	WON-LOST	WINNING	LAST 10	STRENGTH OF	OPP. STRENGTH	TEAM	ADJ.	CONF.	ADJ CONF.
Average RPI Loss:	57	RECORD	PCT. RANK	GAMES	SCHEDULE	OF SCHEDULE	RPI	RPI	RPI	RPI
DIV. I ONLY	13- 17	212	2- 8	53	39	129	129	3	3	
DIV. I NON-CONF.	8- 3	77	0- 0	179	230	111	111	3	3	
TOTALS	RPI 1-25	RPI 26-50	W-L RECORDS	RPI 51-100	RPI 101-150	RPI 150+				
13- 17	0- 6	2- 5	OVERALL	2- 1	1- 5	8- 0				
9- 6	0- 3	1- 2	HOME	1- 0	1- 1	6- 0				
3- 8	0- 3	1- 2	AWAY	1- 1	0- 2	1- 0				
1- 3	0- 0	0- 1	NEUTRAL	0- 0	0- 2	1- 0				
8- 3	0- 0	0- 1	NON-CONFERENCE	2- 1	0- 1	6- 0				
6- 0	0- 0	0- 0	HOME	1- 0	0- 0	5- 0				
1- 1	0- 0	0- 0	AWAY	1- 1	0- 0	0- 0				
1- 2	0- 0	0- 1	NEUTRAL	0- 0	0- 1	1- 0				
5- 14	0- 6	2- 4	CONFERENCE	0- 0	1- 4	2- 0				
3- 6	0- 3	1- 2	HOME	0- 0	1- 1	1- 0				
2- 7	0- 3	1- 2	AWAY	0- 0	0- 2	1- 0				
0- 1	0- 0	0- 0	NEUTRAL	0- 0	0- 1	0- 0				

RPI S	Opponent	Score	RPI S	Opponent	Score	RPI S	Opponent	Score	RPI S	Opponent	Score	Team's RPI: 129
2	A Baylor	41 78	31	A Oklahoma	54 85	60	H Iowa	69 66	107	A TCU	69 79	
2	H Baylor	61 77	31	H Oklahoma	71 77	95	A UNI	84 75	107	H TCU	62 72	
7	A Texas	54 75	32	A Oklahoma St.	76 79	98	A Drake	70 74	135	N Idaho	65 97	
7	H Texas	49 65	32	H Oklahoma St.	49 42				137	A Texas Tech	66 69	
22	A West Virginia	47 57	47	N Duke	48 86				137	H Texas Tech	77 48	
22	H West Virginia	57 82	50	A Kansas St.	84 79				137	N Texas Tech	84 89	
			50	H Kansas St.	53 68				154	H Southern U.	86 46	
									204	H Hampton	95 59	
									220	A Kansas	63 53	
									220	H Kansas	65 49	
									244	N Texas St.	83 61	
									296	H Alcorn	91 41	
									310	H Northern Ariz.	79 63	
									337	H Ark.-Pine Bluff	70 41	
LAST 12 Division I GAMES:												
137	N Texas Tech	84 89	107	A TCU	69 79							
22	H West Virginia	57 82	22	A West Virginia	47 57							
31	A Oklahoma	54 85	7	H Texas	49 65							
50	H Kansas St.	53 68	220	A Kansas	63 53							
2	A Baylor	41 78	31	H Oklahoma	71 77							
137	H Texas Tech	77 48	107	H TCU	62 72							

Non-Div I Games:

Iowa St.

■ Loss, 
 ■ Non-Conf, 
 S Site, 
 ■ Home 
 ■ Away 
 N Neutral

Average RPI Win:	314	WON-LOST	WINNING	LAST 10	STRENGTH OF	OPP. STRENGTH	TEAM	ADJ.	CONF.	ADJ CONF.
Average RPI Loss:	214	RECORD	PCT. RANK	GAMES	SCHEDULE	OF SCHEDULE	RPI	RPI	RPI	RPI
DIV. I ONLY	11- 15	220	4- 6	347	342	309	309	31	31	
DIV. I NON-CONF.	3- 5	218	0- 0	337	225	293	293	31	31	
TOTALS	RPI 1-25	RPI 26-50	W-L RECORDS	RPI 51-100	RPI 101-150	RPI 150+				
11- 15	0- 1	0- 0	OVERALL	0- 1	0- 1	11- 12				
6- 6	0- 0	0- 0	HOME	0- 0	0- 0	6- 6				
5- 9	0- 1	0- 0	AWAY	0- 1	0- 1	5- 6				
0- 0	0- 0	0- 0	NEUTRAL	0- 0	0- 0	0- 0				
3- 5	0- 1	0- 0	NON-CONFERENCE	0- 1	0- 1	3- 2				
2- 1	0- 0	0- 0	HOME	0- 0	0- 0	2- 1				
1- 4	0- 1	0- 0	AWAY	0- 1	0- 1	1- 1				
0- 0	0- 0	0- 0	NEUTRAL	0- 0	0- 0	0- 0				
8- 10	0- 0	0- 0	CONFERENCE	0- 0	0- 0	8- 10				
4- 5	0- 0	0- 0	HOME	0- 0	0- 0	4- 5				
4- 5	0- 0	0- 0	AWAY	0- 0	0- 0	4- 5				
0- 0	0- 0	0- 0	NEUTRAL	0- 0	0- 0	0- 0				

RPI 1-25				RPI 26-50				RPI 51-100				RPI 101+ Team's RPI: 309			
RPI	S	Opponent	Score	RPI	S	Opponent	Score	RPI	S	Opponent	Score	RPI	S	Opponent	Score
12	A	Kentucky	24 92					74	A	Tulane	49 92	117	A	Northwestern St.	54 59
												154	A	Southern U.	57 84
												154	H	Southern U.	57 66
												181	A	Grambling	61 75
												181	H	Grambling	58 79
												235	A	Texas Southern	47 66
												235	H	Texas Southern	36 62
												247	A	Alabama St.	57 63
												247	H	Alabama St.	70 69
												275	A	Prairie View	77 67
												275	H	Prairie View	52 62
												296	A	Alcorn	73 66
												296	H	Alcorn	79 65
												297	H	Jacksonville St.	71 65
												318	A	Southeastern La.	79 72
												331	A	New Orleans	68 85
												333	H	Lipscomb	53 52
												337	A	Ark.-Pine Bluff	66 71
												337	H	Ark.-Pine Bluff	59 66
												344	H	Chicago St.	59 76
LAST 12 Division I GAMES:															
346	A	Alabama A&M	69 66	235	A	Texas Southern	47 66	346	A	Alabama A&M	69 66				
247	A	Alabama St.	57 63	154	H	Southern U.	57 66	346	H	Alabama A&M	59 58				
337	H	Ark.-Pine Bluff	59 66	296	H	Alcorn	79 65	349	A	Mississippi Val.	72 46				
349	H	Mississippi Val.	70 43	337	A	Ark.-Pine Bluff	66 71	349	H	Mississippi Val.	70 43				
181	A	Grambling	61 75	349	A	Mississippi Val.	72 46								
275	A	Prairie View	77 67	181	H	Grambling	58 79								

Non-Div I Games: Fisk 78 58 Blue Mountain 74 52 Mobile 100 57

Jackson St.

Loss, Non-Conf, S Site, H Home A Away N Neutral

Jacksonville

Through Games Of March 8, 2016

Average RPI Win:	286	WON-LOST	WINNING	LAST 10	STRENGTH OF	OPP. STRENGTH	TEAM	ADJ.	CONF.	ADJ CONF.
Average RPI Loss:	119	RECORD	PCT. RANK	GAMES	SCHEDULE	OF SCHEDULE	RPI	RPI	RPI	RPI
DIV. I ONLY	18- 10	88	7- 3	298	262	152	152	29	29	
DIV. I NON-CONF.	6- 7	176	0- 0	239	184	190	190	28	28	
TOTALS	RPI 1-25	RPI 26-50	W-L RECORDS	RPI 51-100	RPI 101-150	RPI 150+				
18- 10	0- 3	0- 0	OVERALL	0- 2	0- 2	18- 3				
11- 1	0- 0	0- 0	HOME	0- 1	0- 0	11- 0				
6- 8	0- 2	0- 0	AWAY	0- 0	0- 1	6- 0				
1- 1	0- 0	0- 0	NEUTRAL	0- 0	0- 0	1- 1				
6- 7	0- 3	0- 0	NON-CONFERENCE	0- 0	0- 2	6- 2				
4- 0	0- 0	0- 0	HOME	0- 0	0- 0	4- 0				
1- 6	0- 3	0- 0	AWAY	0- 0	0- 2	1- 1				
1- 1	0- 0	0- 0	NEUTRAL	0- 0	0- 0	1- 1				
12- 3	0- 0	0- 0	CONFERENCE	0- 2	0- 0	12- 1				
7- 1	0- 0	0- 0	HOME	0- 1	0- 0	7- 0				
5- 2	0- 0	0- 0	AWAY	0- 1	0- 0	5- 1				
0- 0	0- 0	0- 0	NEUTRAL	0- 0	0- 0	0- 0				

RPI 1-25				RPI 26-50				RPI 51-100				RPI 101+ Team's RPI: 152			
RPI	S	Opponent	Score	RPI	S	Opponent	Score	RPI	S	Opponent	Score	RPI	S	Opponent	Score
13	A	Syracuse	49 65					67	A	FGCU	39 58	138	A	Wake Forest	51 57
15	A	Florida St.	60 77					67	H	FGCU	55 59	147	A	UT Arlington	54 56
20	A	South Fla.	52 74									195	A	Stetson	61 66
												195	H	Stetson	69 49
												210	A	USC Upstate	49 43
												210	H	USC Upstate	75 69
												214	N	Dartmouth	51 44
												242	A	Bethune-Cookman	63 53
												258	N	Bowling Green	69 72
												263	H	Murray St.	79 54
												270	A	UNCW	49 51
												286	A	Kennesaw St.	67 42
												286	H	Kennesaw St.	78 63
												299	H	Savannah St.	65 52
												303	H	South Carolina St.	79 47
												304	H	FIU	80 44
												326	A	North Florida	73 39
												326	H	North Florida	65 51
												333	A	Lipscomb	76 55
												333	H	Lipscomb	81 51
												333	H	Lipscomb	80 51
												342	A	NJIT	65 36
												342	H	NJIT	68 37
LAST 12 Division I GAMES:															
333	H	Lipscomb	80 51	67	H	FGCU	55 59								
326	H	North Florida	65 51	195	A	Stetson	61 66								
210	H	USC Upstate	75 69	67	A	FGCU	39 58								
342	H	NJIT	68 37	195	H	Stetson	69 49								
333	A	Lipscomb	76 55	342	A	NJIT	65 36								
286	A	Kennesaw St.	67 42	210	A	USC Upstate	49 43								

Non-Div I Games: Edward Waters 90 51 Thomas (GA) 88 50

Jacksonville

Loss, Non-Conf, S Site, H Home A Away N Neutral

## Jacksonville St.

Through Games Of March 8, 2016

Average RPI Win:	278	WON-LOST	WINNING	LAST 10	STRENGTH OF	OPP. STRENGTH	TEAM	ADJ.	CONF.	ADJ CONF.
Average RPI Loss:	197	RECORD	PCT. RANK	GAMES	SCHEDULE	OF SCHEDULE	RPI	RPI	RPI	RPI
DIV. I ONLY	9- 18	266	3- 7	300	301	297	297	24	24	
DIV. I NON-CONF.	4- 7	222	0- 0	280	340	269	269	24	24	
TOTALS	RPI 1-25	RPI 26-50	W-L RECORDS	RPI 51-100	RPI 101-150	RPI 150+				
9- 18	0- 0	0- 0	OVERALL	0- 3	0- 5	9- 10				
6- 6	0- 0	0- 0	HOME	0- 1	0- 3	6- 2				
3- 12	0- 0	0- 0	AWAY	0- 2	0- 2	3- 8				
0- 0	0- 0	0- 0	NEUTRAL	0- 0	0- 0	0- 0				
4- 7	0- 0	0- 0	NON-CONFERENCE	0- 1	0- 3	4- 3				
3- 1	0- 0	0- 0	HOME	0- 0	0- 1	3- 0				
1- 6	0- 0	0- 0	AWAY	0- 1	0- 2	1- 3				
0- 0	0- 0	0- 0	NEUTRAL	0- 0	0- 0	0- 0				
5- 11	0- 0	0- 0	CONFERENCE	0- 2	0- 2	5- 7				
3- 5	0- 0	0- 0	HOME	0- 1	0- 2	3- 2				
2- 6	0- 0	0- 0	AWAY	0- 1	0- 0	2- 5				
0- 0	0- 0	0- 0	NEUTRAL	0- 0	0- 0	0- 0				

RPI S	Opponent	Score	RPI S	Opponent	Score	RPI S	Opponent	Score	RPI S	Opponent	Score	Team's RPI: 297
						64	A Purdue	48 67	105	H UT Martin	53 63	
						78	A Belmont	42 56	110	A Memphis	55 70	
						78	H Belmont	32 44	111	H Samford	39 50	
									112	A Mercer	39 46	
									146	H SIUE	57 62	
									177	A Eastern Ky.	56 54	
									177	H Eastern Ky.	50 76	
									228	A Southeast Mo. St.	47 61	
									257	A Tennessee St.	40 50	
									257	H Tennessee St.	69 55	
									263	A Murray St.	74 71	
									269	A Austin Peay	59 61	
									279	A Tennessee Tech	49 51	
									279	H Tennessee Tech	55 46	
									286	H Kennesaw St.	61 52	
									292	A Ga. Southern	56 60	
									296	H Alcorn	67 65	
									299	H Savannah St.	50 35	
									306	A Nicholls St.	63 49	
									307	A Morehead St.	63 67	
									307	H Morehead St.	66 70	
									308	A Wofford	54 66	
									309	A Jackson St.	65 71	
									340	H Eastern Ill.	60 52	
LAST 12 Division I GAMES:												
307	H	Morehead St.	66	70	257	H	Tennessee St.	69	55			
257	A	Tennessee St.	40	50	177	A	Eastern Ky.	56	54			
177	H	Eastern Ky.	50	76	307	A	Morehead St.	63	67			
279	A	Tennessee Tech	49	51	78	H	Belmont	32	44			
78	A	Belmont	42	56	105	H	UT Martin	53	63			
279	H	Tennessee Tech	55	46	228	A	Southeast Mo. St.	47	61			

Non-Div I Games: Tuskegee 74 47

Jacksonville St.

Loss, Non-Conf, S Site, H Home A Away N Neutral

Average RPI Win:	186	WON-LOST	WINNING	LAST 10	STRENGTH OF	OPP. STRENGTH	TEAM	ADJ.	CONF.	ADJ CONF.
Average RPI Loss:	54	RECORD	PCT. RANK	GAMES	SCHEDULE	OF SCHEDULE	RPI	RPI	RPI	RPI
DIV. I ONLY	24- 5	20	10- 0	114	105	34	34	13	13	
DIV. I NON-CONF.	7- 4	110	0- 0	90	48	84	84	11	11	
TOTALS	RPI 1-25	RPI 26-50	W-L RECORDS	RPI 51-100	RPI 101-150	RPI 150+				
24- 5	0- 3	0- 1	OVERALL	6- 0	1- 0	17- 1				
14- 0	0- 0	0- 0	HOME	3- 0	1- 0	10- 0				
10- 3	0- 1	0- 1	AWAY	3- 0	0- 0	7- 1				
0- 2	0- 2	0- 0	NEUTRAL	0- 0	0- 0	0- 0				
7- 4	0- 3	0- 1	NON-CONFERENCE	0- 0	1- 0	6- 0				
5- 0	0- 0	0- 0	HOME	0- 0	1- 0	4- 0				
2- 2	0- 1	0- 1	AWAY	0- 0	0- 0	2- 0				
0- 2	0- 2	0- 0	NEUTRAL	0- 0	0- 0	0- 0				
17- 1	0- 0	0- 0	CONFERENCE	6- 0	0- 0	11- 1				
9- 0	0- 0	0- 0	HOME	3- 0	0- 0	6- 0				
8- 1	0- 0	0- 0	AWAY	3- 0	0- 0	5- 1				
0- 0	0- 0	0- 0	NEUTRAL	0- 0	0- 0	0- 0				

RPI 1-25				RPI 26-50				Team's RPI: 34				RPI 51-100				RPI 101+			
RPI	S	Opponent	Score	RPI	S	Opponent	Score	RPI	S	Opponent	Score	RPI	S	Opponent	Score	RPI	S	Opponent	Score
2	N	Baylor	63 77	36	A	St. Bonaventure	45 56	65	A	Hofstra	71 54	128	H	Liberty	72 56				
9	A	UCLA	61 90					65	H	Hofstra	57 42	159	A	Northeastern	61 52				
22	N	West Virginia	62 69					80	A	Drexel	59 55	159	H	Northeastern	85 62				
								80	H	Drexel	67 56	162	A	Delaware	65 43				
								89	A	Elon	81 76	162	H	Delaware	75 55				
								89	H	Elon	73 72	189	H	Davidson	87 45				
												198	A	Richmond	73 47				
												203	A	William & Mary	59 65				
												203	H	William & Mary	83 63				
												204	A	Hampton	68 56				
												227	A	Col. of Charleston	76 46				
												227	H	Col. of Charleston	83 61				
												253	H	Morgan St.	92 31				
												270	A	UNCW	77 41				
												270	H	UNCW	60 40				
												274	H	American	74 45				
												295	A	Towson	64 57				
												295	H	Towson	61 45				
												311	H	Longwood	88 30				
LAST 12 Division I GAMES:																			
227	A	Col. of Charleston	76 46	65	H	Hofstra	57 42												
162	A	Delaware	65 43	80	A	Drexel	59 55												
89	H	Elon	73 72	159	A	Northeastern	61 52												
270	A	UNCW	77 41	65	A	Hofstra	71 54												
295	H	Towson	61 45	270	H	UNCW	60 40												
203	H	William & Mary	83 63	162	H	Delaware	75 55												

Non-Div I Games:

James Madison

■ Loss, 
■ Non-Conf, S Site, 
■ Home 
■ Away 
N Neutral

Kansas

Through Games Of March 8, 2016

Average RPI Win:	177	WON-LOST	WINNING	LAST 10	STRENGTH OF	OPP. STRENGTH	TEAM	ADJ.	CONF.	ADJ CONF.
Average RPI Loss:	77	RECORD	PCT. RANK	GAMES	SCHEDULE	OF SCHEDULE	RPI	RPI	RPI	RPI
DIV. I ONLY	6- 25	315	1- 9	32	31	220	220	3	3	
DIV. I NON-CONF.	5- 6	180	0- 0	207	189	241	241	3	3	
TOTALS	RPI 1-25	RPI 26-50	W-L RECORDS	RPI 51-100	RPI 101-150	RPI 150+				
6- 25	0- 7	0- 7	OVERALL	0- 1	3- 8	3- 2				
4- 13	0- 3	0- 4	HOME	0- 1	2- 4	2- 1				
0- 11	0- 3	0- 3	AWAY	0- 0	0- 4	0- 1				
2- 1	0- 1	0- 0	NEUTRAL	0- 0	1- 0	1- 0				
5- 6	0- 0	0- 1	NON-CONFERENCE	0- 1	2- 2	3- 2				
4- 4	0- 0	0- 1	HOME	0- 1	2- 1	2- 1				
0- 2	0- 0	0- 0	AWAY	0- 0	0- 1	0- 1				
1- 0	0- 0	0- 0	NEUTRAL	0- 0	0- 0	1- 0				
1- 19	0- 7	0- 6	CONFERENCE	0- 0	1- 6	0- 0				
0- 9	0- 3	0- 3	HOME	0- 0	0- 3	0- 0				
0- 9	0- 3	0- 3	AWAY	0- 0	0- 3	0- 0				
1- 1	0- 1	0- 0	NEUTRAL	0- 0	1- 0	0- 0				

RPI 1-25				RPI 26-50				RPI 51-100				RPI 101+				Team's RPI: 220	
RPI	S	Opponent	Score	RPI	S	Opponent	Score	RPI	S	Opponent	Score	RPI	S	Opponent	Score		
2	A	Baylor	49 81	31	A	Oklahoma	44 67	96	H	Washington St.	53 66	107	A	TCU	52 55		
2	H	Baylor	40 58	31	H	Oklahoma	66 72					107	H	TCU	44 70		
7	A	Texas	46 70	32	A	Oklahoma St.	49 71					107	N	TCU	81 64		
7	H	Texas	38 75	32	H	Oklahoma St.	46 74					110	H	Memphis	72 63		
7	N	Texas	50 66	42	H	St. John's (NY)	71 86					114	H	Creighton	67 54		
22	A	West Virginia	35 72	50	A	Kansas St.	67 81					122	A	Arizona	52 67		
22	H	West Virginia	45 65	50	H	Kansas St.	46 59					129	A	Iowa St.	49 65		

Non-Div I Games:

Kansas

Loss, Non-Conf, S Site, H Home A Away N Neutral

Average RPI Win:	157	WON-LOST	WINNING	LAST 10	STRENGTH OF	OPP. STRENGTH	TEAM	ADJ.	CONF.	ADJ CONF.
Average RPI Loss:	32	RECORD	PCT. RANK	GAMES	SCHEDULE	OF SCHEDULE	RPI	RPI	RPI	RPI
DIV. I ONLY	18- 12	113	4- 6	15	52	50	50	3	3	
DIV. I NON-CONF.	10- 1	19	0- 0	56	271	12	12	3	3	
TOTALS	RPI 1-25	RPI 26-50	W-L RECORDS	RPI 51-100	RPI 101-150	RPI 150+				
18- 12	0- 8	2- 2	OVERALL	2- 0	5- 2	9- 0				
13- 4	0- 3	2- 0	HOME	2- 0	3- 1	6- 0				
5- 7	0- 4	0- 2	AWAY	0- 0	2- 1	3- 0				
0- 1	0- 1	0- 0	NEUTRAL	0- 0	0- 0	0- 0				
10- 1	0- 1	0- 0	NON-CONFERENCE	2- 0	1- 0	7- 0				
8- 0	0- 0	0- 0	HOME	2- 0	1- 0	5- 0				
2- 1	0- 1	0- 0	AWAY	0- 0	0- 0	2- 0				
0- 0	0- 0	0- 0	NEUTRAL	0- 0	0- 0	0- 0				
8- 11	0- 7	2- 2	CONFERENCE	0- 0	4- 2	2- 0				
5- 4	0- 3	2- 0	HOME	0- 0	2- 1	1- 0				
3- 6	0- 3	0- 2	AWAY	0- 0	2- 1	1- 0				
0- 1	0- 1	0- 0	NEUTRAL	0- 0	0- 0	0- 0				

RPI 1-25				RPI 26-50				Team's RPI: 50	RPI 51-100				RPI 101+			
RPI	S	Opponent	Score	RPI	S	Opponent	Score		RPI	S	Opponent	Score	RPI	S	Opponent	Score
2	A	Baylor	52 87	31	A	Oklahoma	58 68		61	H	South Dakota	84 81	107	A	TCU	73 87
2	H	Baylor	52 63	31	H	Oklahoma	87 71		79	H	Abilene Christian	76 45	107	H	TCU	58 49
3	A	UConn	57 97	32	A	Oklahoma St.	51 59						129	A	Iowa St.	68 53
7	A	Texas	51 58	32	H	Oklahoma St.	47 44						129	H	Iowa St.	79 84
7	H	Texas	51 66										137	A	Texas Tech	65 53
22	A	West Virginia	44 64										137	H	Texas Tech	65 53
22	H	West Virginia	53 72										147	H	UT Arlington	61 41
22	N	West Virginia	65 74										154	H	Southern U.	59 47
													174	H	Fla. Atlantic	102 53
													190	H	UTRGV	61 43
													192	A	Tulsa	75 67
													220	A	Kansas	59 46
													220	H	Kansas	81 67
													237	H	Sam Houston St.	78 50
													239	H	Western Ill.	84 45
													344	A	Chicago St.	63 54
LAST 12 Division I GAMES:																
22	N	West Virginia	65 74	220	H	Kansas	81 67									
32	A	Oklahoma St.	51 59	31	H	Oklahoma	87 71									
2	H	Baylor	52 63	22	A	West Virginia	44 64									
129	A	Iowa St.	68 53	2	A	Baylor	52 87									
137	H	Texas Tech	65 53	7	H	Texas	51 66									
7	A	Texas	51 58	137	A	Texas Tech	65 53									

Non-Div I Games:

Kansas St.

■ Loss, 
■ Non-Conf, 
■ S Site, 
■ Home 
■ A Away 
N Neutral

Average RPI Win: 311		WON-LOST	WINNING	LAST 10	STRENGTH OF	OPP. STRENGTH	TEAM	ADJ.	CONF.	ADJ CONF.
Average RPI Loss: 182		RECORD	PCT. RANK	GAMES	SCHEDULE	OF SCHEDULE	RPI	RPI	RPI	RPI
DIV. I ONLY		10- 19	259	4- 6	287	318	286	286	29	29
DIV. I NON-CONF.		4- 10	253	0- 0	272	331	309	309	28	28
TOTALS	RPI 1-25		RPI 26-50		W-L RECORDS		RPI 51-100		RPI 101-150	RPI 150+
10- 19	0- 1		0- 1		OVERALL		0- 2		0- 1	10- 14
7- 6	0- 0		0- 0		HOME		0- 1		0- 1	7- 4
3- 13	0- 1		0- 1		AWAY		0- 1		0- 0	3- 10
0- 0	0- 0		0- 0		NEUTRAL		0- 0		0- 0	0- 0
4- 10	0- 1		0- 1		NON-CONFERENCE		0- 0		0- 1	4- 7
4- 2	0- 0		0- 0		HOME		0- 0		0- 1	4- 1
0- 8	0- 1		0- 1		AWAY		0- 0		0- 0	0- 6
0- 0	0- 0		0- 0		NEUTRAL		0- 0		0- 0	0- 0
6- 9	0- 0		0- 0		CONFERENCE		0- 2		0- 0	6- 7
3- 4	0- 0		0- 0		HOME		0- 1		0- 0	3- 3
3- 5	0- 0		0- 0		AWAY		0- 1		0- 0	3- 4
0- 0	0- 0		0- 0		NEUTRAL		0- 0		0- 0	0- 0

RPI 1-25					
RPI	S	Opponent	Score		
25	A	Florida	57	84	
RPI 26-50					
RPI	S	Opponent	Score		
37	A	Georgia	34	89	
RPI 51-100					
RPI	S	Opponent	Score		
67	A	FGCU	41	63	
67	H	FGCU	47	78	
RPI 101+					
RPI	S	Opponent	Score		
112	H	Mercer	61	72	
152	A	Jacksonville	63	78	
152	H	Jacksonville	42	67	
169	A	Xavier	59	62	
195	A	Stetson	62	77	
195	A	Stetson	56	74	
195	H	Stetson	54	57	
206	A	Gardner-Webb	56	70	
208	H	Presbyterian	49	47	
210	A	USC Upstate	57	66	
210	H	USC Upstate	53	61	
269	H	Austin Peay	73	65	
272	H	Georgia St.	62	66	
288	A	Florida A&M	67	69	
297	A	Jacksonville St.	52	61	
298	H	Western Caro.	65	53	
307	A	Morehead St.	77	83	
308	A	Wofford	59	70	
326	A	North Florida	70	55	
326	H	North Florida	76	54	
331	H	New Orleans	60	53	
333	A	Lipscomb	68	64	
333	H	Lipscomb	55	54	
342	A	NJIT	82	77	
342	H	NJIT	64	48	
342	H	NJIT	64	48	
Team's RPI: 286					
LAST 12 Division I GAMES:					
195	A	Stetson	56	74	
333	A	Lipscomb	68	64	
195	A	Stetson	62	77	
67	A	FGCU	41	63	
326	H	North Florida	76	54	
152	H	Jacksonville	42	67	
210	H	USC Upstate	53	61	
342	A	NJIT	82	77	
210	A	USC Upstate	57	66	
342	H	NJIT	64	48	
67	H	FGCU	47	78	
195	H	Stetson	54	57	

Non-Div I Games:	Thomas (GA)	70	41
------------------	-------------	----	----

Kennesaw St.

Loss, Non-Conf, S Site, H Home A Away N Neutral



Average RPI Win:	<b>243</b>	WON-LOST	WINNING	LAST 10	STRENGTH OF	OPP. STRENGTH	TEAM	ADJ.	CONF.	ADJ CONF.
Average RPI Loss:	<b>153</b>	RECORD	PCT. RANK	GAMES	SCHEDULE	OF SCHEDULE	RPI	RPI	RPI	RPI
DIV. I ONLY	<b>5- 23</b>	<b>318</b>	<b>2- 8</b>	<b>191</b>	<b>157</b>	<b>319</b>	<b>319</b>	<b>11</b>	<b>11</b>	
DIV. I NON-CONF.	<b>2- 7</b>	<b>280</b>	<b>0- 0</b>	<b>327</b>	<b>255</b>	<b>343</b>	<b>343</b>	<b>13</b>	<b>13</b>	
TOTALS	RPI 1-25	RPI 26-50	W-L RECORDS	RPI 51-100	RPI 101-150	RPI 150+				
5- 23	0- 0	0- 2	OVERALL	1- 4	0- 10	4- 7				
5- 10	0- 0	0- 1	HOME	1- 1	0- 5	4- 3				
0- 13	0- 0	0- 1	AWAY	0- 3	0- 5	0- 4				
0- 0	0- 0	0- 0	NEUTRAL	0- 0	0- 0	0- 0				
2- 7	0- 0	0- 0	NON-CONFERENCE	0- 1	0- 2	2- 4				
2- 4	0- 0	0- 0	HOME	0- 1	0- 1	2- 2				
0- 3	0- 0	0- 0	AWAY	0- 0	0- 1	0- 2				
0- 0	0- 0	0- 0	NEUTRAL	0- 0	0- 0	0- 0				
3- 16	0- 0	0- 2	CONFERENCE	1- 3	0- 8	2- 3				
3- 6	0- 0	0- 1	HOME	1- 0	0- 4	2- 1				
0- 10	0- 0	0- 1	AWAY	0- 3	0- 4	0- 2				
0- 0	0- 0	0- 0	NEUTRAL	0- 0	0- 0	0- 0				

RPI S	Opponent	Score	RPI S	Opponent	Score	RPI S	Opponent	Score	RPI S	Opponent	Score	Team's RPI: 319
43	A Ohio	52 <b>86</b>	43	H Ohio	54 <b>93</b>	57	H Ball St.	59 50	103	H Wright St.	68 <b>73</b>	
						70	A Central Mich.	61 <b>81</b>	106	A Toledo	67 <b>73</b>	
						81	H Minnesota	73 <b>85</b>	106	H Toledo	64 <b>67</b>	
						87	A Eastern Mich.	60 <b>73</b>	123	A Akron	66 <b>78</b>	
						87	A Eastern Mich.	51 <b>72</b>	123	H Akron	60 <b>70</b>	
									125	A Youngstown St.	61 <b>91</b>	
									130	A Buffalo	47 <b>63</b>	
									130	H Buffalo	66 <b>77</b>	
									142	A Western Mich.	52 <b>73</b>	
									142	H Western Mich.	53 <b>65</b>	
									207	H Brown	57 <b>62</b>	
									258	A Bowling Green	49 <b>71</b>	
									258	H Bowling Green	55 <b>65</b>	
									259	H Northern Ill.	95 85	
									260	H Cleveland St.	49 <b>60</b>	
									282	A Miami (OH)	52 <b>55</b>	
									282	H Miami (OH)	59 53	
									293	H Colgate	76 71	
									305	A Bradley	60 <b>68</b>	
									315	A IPFW	68 <b>86</b>	
									325	H North Dakota St.	75 54	
LAST 12 Division I GAMES:												
87	A Eastern Mich.	60 <b>73</b>	123	A Akron	66 <b>78</b>							
130	A Buffalo	47 <b>63</b>	57	H Ball St.	59 50							
282	H Miami (OH)	59 53	106	H Toledo	64 <b>67</b>							
123	H Akron	60 <b>70</b>	282	A Miami (OH)	52 <b>55</b>							
43	A Ohio	52 <b>86</b>	142	H Western Mich.	53 <b>65</b>							
258	H Bowling Green	55 <b>65</b>	259	H Northern Ill.	95 85							

Non-Div I Games: Malone 73 59

Kent St.

## Kentucky

Through Games Of March 8, 2016

Average RPI Win:	110	WON-LOST	WINNING	LAST 10	STRENGTH OF	OPP. STRENGTH	TEAM	ADJ.	CONF.	ADJ CONF.
Average RPI Loss:	49	RECORD	PCT. RANK	GAMES	SCHEDULE	OF SCHEDULE	RPI	RPI	RPI	RPI
DIV. I ONLY	23- 7	39	8- 2	12	15	12	12	2	2	
DIV. I NON-CONF.	11- 0	1	0- 0	106	74	9	9	2	2	
TOTALS	RPI 1-25	RPI 26-50	W-L RECORDS	RPI 51-100	RPI 101-150	RPI 150+				
23- 7	5- 4	4- 0	OVERALL	4- 2	4- 0	6- 1				
14- 2	1- 1	3- 0	HOME	2- 1	2- 0	6- 0				
7- 4	3- 2	1- 0	AWAY	2- 1	1- 0	0- 1				
2- 1	1- 1	0- 0	NEUTRAL	0- 0	1- 0	0- 0				
11- 0	2- 0	1- 0	NON-CONFERENCE	2- 0	1- 0	5- 0				
8- 0	1- 0	1- 0	HOME	1- 0	0- 0	5- 0				
3- 0	1- 0	0- 0	AWAY	1- 0	1- 0	0- 0				
0- 0	0- 0	0- 0	NEUTRAL	0- 0	0- 0	0- 0				
12- 7	3- 4	3- 0	CONFERENCE	2- 2	3- 0	1- 1				
6- 2	0- 1	2- 0	HOME	1- 1	2- 0	1- 0				
4- 4	2- 2	1- 0	AWAY	1- 1	0- 0	0- 1				
2- 1	1- 1	0- 0	NEUTRAL	0- 0	1- 0	0- 0				

RPI	S	Opponent	Score	RPI	S	Opponent	Score	RPI	S	Opponent	Score	RPI	S	Opponent	Score
4	A	South Carolina	68 78	27	H	Tennessee	64 63	59	A	Auburn	61 66	120	H	LSU	70 58
4	H	South Carolina	62 73	37	A	Georgia	64 53	59	H	Auburn	54 47	120	N	LSU	79 71
4	N	South Carolina	63 93	44	H	Missouri	69 59	66	A	Middle Tenn.	68 52	140	H	Arkansas	77 63
11	A	Arizona St.	68 64	47	H	Duke	71 61	75	A	Vanderbilt	71 55	149	A	Northern Ky.	84 65
14	H	Louisville	72 54					75	H	Vanderbilt	69 71	158	H	Alabama	73 48
19	A	Texas A&M	71 58					87	H	Eastern Mich.	89 67	175	A	Ole Miss	65 73
21	A	Mississippi St.	83 60									202	H	Colorado	86 61
25	A	Florida	79 85									233	H	Rice	72 39
25	N	Florida	92 69									257	H	Tennessee St.	81 39
												307	H	Morehead St.	112 57
												309	H	Jackson St.	92 24
LAST 12 Division I GAMES:															
		4 N South Carolina	63 93			21 A Mississippi St.	83 60								
		25 N Florida	92 69			75 A Vanderbilt	71 55								
		120 N LSU	79 71			120 H LSU	70 58								
		19 A Texas A&M	71 58			4 A South Carolina	68 78								
		44 H Missouri	69 59			25 A Florida	79 85								
		140 H Arkansas	77 63			75 H Vanderbilt	69 71								

Non-Div I Games:

Kentucky

■ Loss, 
 ■ Non-Conf, S Site, 
 ■ Home 
 ■ Away 
 N Neutral

Average RPI Win: 313		WON-LOST	WINNING	LAST 10	STRENGTH OF	OPP. STRENGTH	TEAM	ADJ.	CONF.	ADJ CONF.
Average RPI Loss: 232		RECORD	PCT. RANK	GAMES	SCHEDULE	OF SCHEDULE	RPI	RPI	RPI	RPI
DIV. I ONLY		9- 21	276	3- 7	338	341	322	322	30	30
DIV. I NON-CONF.		2- 9	296	0- 0	320	301	333	333	32	32
TOTALS	RPI 1-25		RPI 26-50		W-L RECORDS		RPI 51-100		RPI 101-150	RPI 150+
9- 21	0- 1		0- 0		OVERALL		0- 0		0- 1	9- 19
3- 11	0- 1		0- 0		HOME		0- 0		0- 0	3- 10
6- 8	0- 0		0- 0		AWAY		0- 0		0- 1	6- 7
0- 2	0- 0		0- 0		NEUTRAL		0- 0		0- 0	0- 2
2- 9	0- 1		0- 0		NON-CONFERENCE		0- 0		0- 1	2- 7
0- 5	0- 1		0- 0		HOME		0- 0		0- 0	0- 4
2- 2	0- 0		0- 0		AWAY		0- 0		0- 1	2- 1
0- 2	0- 0		0- 0		NEUTRAL		0- 0		0- 0	0- 2
7- 12	0- 0		0- 0		CONFERENCE		0- 0		0- 0	7- 12
3- 6	0- 0		0- 0		HOME		0- 0		0- 0	3- 6
4- 6	0- 0		0- 0		AWAY		0- 0		0- 0	4- 6
0- 0	0- 0		0- 0		NEUTRAL		0- 0		0- 0	0- 0

RPI 1-25					
RPI	S	Opponent	Score		
15	H	Florida St.	42	78	
RPI 26-50					
RPI	S	Opponent	Score		
RPI 51-100					
RPI	S	Opponent	Score		
RPI 101+ Team's RPI: 322					
RPI	S	Opponent	Score		
130	A	Buffalo	38	55	
156	A	Stony Brook	54	71	
196	A	Sacred Heart	47	71	
196	H	Sacred Heart	53	62	
209	A	Robert Morris	53	69	
209	H	Robert Morris	49	52	
224	A	Bryant	56	70	
224	A	Bryant	55	63	
224	H	Bryant	53	62	
236	A	Navy	68	66	
237	H	Sam Houston St.	56	63	
242	N	Bethune-Cookman	55	68	
249	H	Columbia	74	84	
261	A	Saint Francis (PA)	64	72	
261	H	Saint Francis (PA)	75	84	
276	A	Central Conn. St.	59	45	
276	H	Central Conn. St.	57	65	
282	N	Miami (OH)	49	68	
293	H	Colgate	53	63	
314	A	Fairleigh Dickinson	58	75	
314	H	Fairleigh Dickinson	65	62	
317	A	Mt. St. Mary's	61	51	
317	H	Mt. St. Mary's	53	50	
328	A	Howard	89	72	
335	A	St. Francis Brooklyn	65	62	
335	H	St. Francis Brooklyn	51	71	
LAST 12 Division I GAMES:					
224	A	Bryant	56	70	
345	H	Wagner	71	66	
224	H	Bryant	53	62	
209	A	Robert Morris	53	69	
261	A	Saint Francis (PA)	64	72	
276	H	Central Conn. St.	57	65	
335	A	St. Francis Brooklyn	65	62	
196	A	Sacred Heart	47	71	
317	H	Mt. St. Mary's	53	50	
196	H	Sacred Heart	53	62	
314	H	Fairleigh Dickinson	65	62	
314	A	Fairleigh Dickinson	58	75	

Non-Div I Games:

LIU Brooklyn

Loss, Non-Conf, S Site, H Home A Away N Neutral

RPI	S	Opponent	Score	
342	H	NJIT	44	53
345	A	Wagner	73	63
345	H	Wagner	71	66

LIU Brooklyn

LIU  
Brooklyn

LIU  
Brooklyn

Average RPI Win:	156	WON-LOST	WINNING	LAST 10	STRENGTH OF	OPP. STRENGTH	TEAM	ADJ.	CONF.	ADJ CONF.
Average RPI Loss:	55	RECORD	PCT. RANK	GAMES	SCHEDULE	OF SCHEDULE	RPI	RPI	RPI	RPI
DIV. I ONLY	10- 21	270	2- 8	3	53	120	120	2	2	
DIV. I NON-CONF.	6- 7	176	0- 0	20	185	110	110	2	2	
TOTALS	RPI 1-25	RPI 26-50	W-L RECORDS	RPI 51-100	RPI 101-150	RPI 150+				
10- 21	0- 9	2- 2	OVERALL	0- 6	2- 3	6- 1				
6- 7	0- 3	1- 1	HOME	0- 1	1- 2	4- 0				
2- 11	0- 5	1- 1	AWAY	0- 3	1- 1	0- 1				
2- 3	0- 1	0- 0	NEUTRAL	0- 2	0- 0	2- 0				
6- 7	0- 1	0- 0	NON-CONFERENCE	0- 4	2- 2	4- 0				
4- 1	0- 0	0- 0	HOME	0- 0	1- 1	3- 0				
1- 4	0- 1	0- 0	AWAY	0- 2	1- 1	0- 0				
1- 2	0- 0	0- 0	NEUTRAL	0- 2	0- 0	1- 0				
4- 14	0- 8	2- 2	CONFERENCE	0- 2	0- 1	2- 1				
2- 6	0- 3	1- 1	HOME	0- 1	0- 1	1- 0				
1- 7	0- 4	1- 1	AWAY	0- 1	0- 0	0- 1				
1- 1	0- 1	0- 0	NEUTRAL	0- 0	0- 0	1- 0				

RPI 1-25				RPI 26-50				RPI 51-100				RPI 101+ Team's RPI: 120			
RPI	S	Opponent	Score	RPI	S	Opponent	Score	RPI	S	Opponent	Score	RPI	S	Opponent	Score
3	A	UConn	40 86	27	H	Tennessee	57 56	52	A	Rutgers	57 69	104	A	Little Rock	57 51
4	A	South Carolina	39 75	37	A	Georgia	53 46	59	H	Auburn	53 63	111	H	Samford	44 47
12	A	Kentucky	58 70	37	H	Georgia	47 58	63	N	Maine	41 52	126	H	Long Beach St.	59 53
12	N	Kentucky	71 79	44	A	Missouri	46 52	64	N	Purdue	52 69	138	A	Wake Forest	57 60
19	A	Texas A&M	54 68					74	A	Tulane	63 67	140	H	Arkansas	44 48
19	H	Texas A&M	35 53					75	A	Vanderbilt	42 58	158	A	Alabama	45 62
21	H	Mississippi St.	52 71									158	N	Alabama	58 49
25	A	Florida	45 53									160	N	Marist	72 49
25	H	Florida	56 82									175	H	Ole Miss	76 57
												235	H	Texas Southern	86 36
												265	H	UC Santa Barbara	68 50
												273	H	La.-Monroe	61 54
LAST 12 Division I GAMES:															
		12 N Kentucky	71 79			37 H Georgia	47 58								
		158 N Alabama	58 49			12 A Kentucky	58 70								
		4 A South Carolina	39 75			21 H Mississippi St.	52 71								
		25 H Florida	56 82			59 H Auburn	53 63								
		27 H Tennessee	57 56			44 A Missouri	46 52								
		19 A Texas A&M	54 68			37 A Georgia	53 46								

Non-Div I Games:

LSU

■ Loss, 
 ■ Non-Conf, 
 ■ S Site, 
 ■ H Home 
 ■ A Away 
 N Neutral

Average RPI Win:	252	WON-LOST	WINNING	LAST 10	STRENGTH OF	OPP. STRENGTH	TEAM	ADJ.	CONF.	ADJ CONF.
Average RPI Loss:	131	RECORD	PCT. RANK	GAMES	SCHEDULE	OF SCHEDULE	RPI	RPI	RPI	RPI
DIV. I ONLY	5- 25	322	2- 8	125	127	280	280	7	7	
DIV. I NON-CONF.	3- 10	277	0- 0	138	275	243	243	8	8	
TOTALS	RPI 1-25	RPI 26-50	W-L RECORDS	RPI 51-100	RPI 101-150	RPI 150+				
5- 25	0- 2	0- 3	OVERALL	0- 5	1- 3	4- 12				
2- 11	0- 0	0- 2	HOME	0- 4	1- 0	1- 5				
2- 12	0- 2	0- 1	AWAY	0- 1	0- 2	2- 6				
1- 2	0- 0	0- 0	NEUTRAL	0- 0	0- 1	1- 1				
3- 10	0- 0	0- 2	NON-CONFERENCE	0- 2	0- 2	3- 4				
0- 5	0- 0	0- 1	HOME	0- 2	0- 0	0- 2				
2- 4	0- 0	0- 1	AWAY	0- 0	0- 1	2- 2				
1- 1	0- 0	0- 0	NEUTRAL	0- 0	0- 1	1- 0				
2- 15	0- 2	0- 1	CONFERENCE	0- 3	1- 1	1- 8				
2- 6	0- 0	0- 1	HOME	0- 2	1- 0	1- 3				
0- 8	0- 2	0- 0	AWAY	0- 1	0- 1	0- 4				
0- 1	0- 0	0- 0	NEUTRAL	0- 0	0- 0	0- 1				

RPI 1-25				RPI 26-50				RPI 51-100				RPI 101+ Team's RPI: 280			
RPI	S	Opponent	Score	RPI	S	Opponent	Score	RPI	S	Opponent	Score	RPI	S	Opponent	Score
18	A	Duquesne	49 74	26	A	Miami (FL)	58 86	53	A	Saint Louis	70 79	116	A	Saint Joseph's	55 64
22	A	George Washington	59 83	28	H	Penn	68 78	56	H	Villanova	56 67	116	H	Saint Joseph's	75 70
				36	H	St. Bonaventure	63 70	71	H	VCU	76 84	138	A	Wake Forest	53 61
								72	H	Temple	48 77	148	N	Milwaukee	53 69
								83	H	Dayton	51 67	161	A	Fordham	44 54
												168	A	George Mason	70 79
												185	A	UMBC	29 60
												189	H	Davidson	58 66
												198	H	Richmond	43 60
												200	A	Fairfield	59 62
												209	H	Robert Morris	45 76
												213	A	Rhode Island	52 62
												213	H	Rhode Island	61 72
												221	A	Massachusetts	57 80
												221	H	Massachusetts	66 57
												221	N	Massachusetts	65 81
												225	H	North Texas	63 69
												246	A	Monmouth	65 50
												328	A	Howard	71 68
												347	N	Norfolk St.	67 59
LAST 12 Division I GAMES:															
221	N	Massachusetts	65 81	221	H	Massachusetts	66 57								
221	A	Massachusetts	57 80	71	H	VCU	76 84								
18	A	Duquesne	49 74	213	A	Rhode Island	52 62								
36	H	St. Bonaventure	63 70	116	A	Saint Joseph's	55 64								
116	H	Saint Joseph's	75 70	83	H	Dayton	51 67								
161	A	Fordham	44 54	53	A	Saint Louis	70 79								

Non-Div I Games:

La Salle

■ Loss, 
■ Non-Conf, 
■ S Site, 
■ H Home 
■ A Away 
N Neutral

## La.-Lafayette

Through Games Of March 8, 2016

Average RPI Win:	221	WON-LOST	WINNING	LAST 10	STRENGTH OF	OPP. STRENGTH	TEAM	ADJ.	CONF.	ADJ CONF.
Average RPI Loss:	165	RECORD	PCT. RANK	GAMES	SCHEDULE	OF SCHEDULE	RPI	RPI	RPI	RPI
DIV. I ONLY	18- 9	78	5- 5	274	192	133	133	15	15	
DIV. I NON-CONF.	5- 2	86	0- 0	323	216	142	142	14	14	
TOTALS	RPI 1-25	RPI 26-50	W-L RECORDS	RPI 51-100	RPI 101-150	RPI 150+				
18- 9	0- 0	0- 2	OVERALL	0- 0	5- 2	13- 5				
9- 3	0- 0	0- 1	HOME	0- 0	2- 1	7- 1				
7- 6	0- 0	0- 1	AWAY	0- 0	2- 1	5- 4				
2- 0	0- 0	0- 0	NEUTRAL	0- 0	1- 0	1- 0				
5- 2	0- 0	0- 0	NON-CONFERENCE	0- 0	1- 0	4- 2				
2- 0	0- 0	0- 0	HOME	0- 0	0- 0	2- 0				
1- 2	0- 0	0- 0	AWAY	0- 0	0- 0	1- 2				
2- 0	0- 0	0- 0	NEUTRAL	0- 0	1- 0	1- 0				
13- 7	0- 0	0- 2	CONFERENCE	0- 0	4- 2	9- 3				
7- 3	0- 0	0- 1	HOME	0- 0	2- 1	5- 1				
6- 4	0- 0	0- 1	AWAY	0- 0	2- 1	4- 2				
0- 0	0- 0	0- 0	NEUTRAL	0- 0	0- 0	0- 0				

RPI 1-25			RPI 26-50			RPI 51-100			RPI 101+ Team's RPI: 133		
RPI	S	Opponent	Score	RPI	S	Opponent	Score	RPI	S	Opponent	Score
				38	A	Arkansas St.	56 83	104	A	Little Rock	65 58
				38	H	Arkansas St.	62 74	104	H	Little Rock	49 58
								140	N	Arkansas	67 59
								141	A	Troy	83 90
								141	H	Troy	56 53
								147	A	UT Arlington	59 42
								147	H	UT Arlington	63 52
								175	A	Ole Miss	82 78
								184	A	Louisiana Tech	62 79
								187	A	South Ala.	59 68
								187	H	South Ala.	69 50
								196	N	Sacred Heart	60 58
								244	A	Texas St.	59 47
								244	H	Texas St.	42 46
								262	A	Appalachian St.	59 76
								262	H	Appalachian St.	60 51
								265	H	UC Santa Barbara	61 42
								272	A	Georgia St.	77 57
								272	H	Georgia St.	65 60
								273	A	La.-Monroe	71 52
								273	H	La.-Monroe	52 40
								285	A	Houston	51 52
								292	A	Ga. Southern	56 39
								292	H	Ga. Southern	56 49
								296	H	Alcorn	73 61
LAST 12 Division I GAMES:											
				292	H	Ga. Southern	56 49	104	H	Little Rock	49 58
				272	H	Georgia St.	65 60	38	H	Arkansas St.	62 74
				187	A	South Ala.	59 68	262	A	Appalachian St.	59 76
				141	A	Troy	83 90	273	H	La.-Monroe	52 40
				244	A	Texas St.	59 47	147	H	UT Arlington	63 52
				147	A	UT Arlington	59 42	244	H	Texas St.	42 46

Non-Div I Games: Southern-N.O. 81 28 Dillard 84 36

La.-Lafayette

Loss, Non-Conf, S Site, H Home A Away N Neutral

## La.-Monroe

Through Games Of March 8, 2016

Average RPI Win:	257	WON-LOST	WINNING	LAST 10	STRENGTH OF	OPP. STRENGTH	TEAM	ADJ.	CONF.	ADJ CONF.
Average RPI Loss:	152	RECORD	PCT. RANK	GAMES	SCHEDULE	OF SCHEDULE	RPI	RPI	RPI	RPI
DIV. I ONLY	8- 17	273	3- 7	250	181	273	273	15	15	
DIV. I NON-CONF.	2- 3	201	0- 0	331	105	242	242	14	14	
TOTALS	RPI 1-25	RPI 26-50	W-L RECORDS	RPI 51-100	RPI 101-150	RPI 150+				
8- 17	0- 0	0- 2	OVERALL	0- 0	1- 10	7- 5				
5- 6	0- 0	0- 1	HOME	0- 0	1- 3	4- 2				
3- 11	0- 0	0- 1	AWAY	0- 0	0- 7	3- 3				
0- 0	0- 0	0- 0	NEUTRAL	0- 0	0- 0	0- 0				
2- 3	0- 0	0- 0	NON-CONFERENCE	0- 0	0- 3	2- 0				
1- 0	0- 0	0- 0	HOME	0- 0	0- 0	1- 0				
1- 3	0- 0	0- 0	AWAY	0- 0	0- 3	1- 0				
0- 0	0- 0	0- 0	NEUTRAL	0- 0	0- 0	0- 0				
6- 14	0- 0	0- 2	CONFERENCE	0- 0	1- 7	5- 5				
4- 6	0- 0	0- 1	HOME	0- 0	1- 3	3- 2				
2- 8	0- 0	0- 1	AWAY	0- 0	0- 4	2- 3				
0- 0	0- 0	0- 0	NEUTRAL	0- 0	0- 0	0- 0				

RPI 1-25			RPI 26-50			RPI 51-100			RPI 101+			Team's RPI: 273
RPI	S	Opponent	Score	RPI	S	Opponent	Score	RPI	S	Opponent	Score	
				38	A	Arkansas St.	43 66					
				38	H	Arkansas St.	64 78					
LAST 12 Division I GAMES:												
				272	H	Georgia St.	82 68					
				292	H	Ga. Southern	59 49					
				141	A	Troy	64 74					
				187	A	South Ala.	67 54					
				147	A	UT Arlington	32 40					
				244	A	Texas St.	57 63					
				38	H	Arkansas St.	64 78					
				104	H	Little Rock	37 53					
				262	A	Appalachian St.	52 64					
				133	A	La.-Lafayette	40 52					
				244	H	Texas St.	63 59					
				147	H	UT Arlington	50 60					
				272	H	Georgia St.	82 68					
				292	A	Ga. Southern	50 49					
				292	H	Ga. Southern	59 49					
				306	H	Nicholls St.	69 57					
				318	A	Southeastern La.	88 84					

Non-Div I Games: LSU-Alexandria 73 42 Louisiana Col. 85 42 LSU-Shreveport 57 40 Dillard 70 46 La.-Monroe

Loss, Non-Conf, S Site, H Home A Away N Neutral



Lafayette

Through Games Of March 8, 2016

Average RPI Win:	318	WON-LOST	WINNING	LAST 10	STRENGTH OF	OPP. STRENGTH	TEAM	ADJ.	CONF.	ADJ CONF.
Average RPI Loss:	192	RECORD	PCT. RANK	GAMES	SCHEDULE	OF SCHEDULE	RPI	RPI	RPI	RPI
DIV. I ONLY	6- 23	312	2- 8	294	298	329	329	26	26	
DIV. I NON-CONF.	2- 8	290	0- 0	275	299	327	327	27	27	
TOTALS	RPI 1-25	RPI 26-50	W-L RECORDS	RPI 51-100	RPI 101-150	RPI 150+				
6- 23	0- 1	0- 1	OVERALL	0- 4	0- 0	6- 17				
4- 8	0- 1	0- 0	HOME	0- 2	0- 0	4- 5				
2- 13	0- 0	0- 1	AWAY	0- 2	0- 0	2- 10				
0- 2	0- 0	0- 0	NEUTRAL	0- 0	0- 0	0- 2				
2- 8	0- 1	0- 1	NON-CONFERENCE	0- 0	0- 0	2- 6				
2- 1	0- 1	0- 0	HOME	0- 0	0- 0	2- 0				
0- 5	0- 0	0- 1	AWAY	0- 0	0- 0	0- 4				
0- 2	0- 0	0- 0	NEUTRAL	0- 0	0- 0	0- 2				
4- 15	0- 0	0- 0	CONFERENCE	0- 4	0- 0	4- 11				
2- 7	0- 0	0- 0	HOME	0- 2	0- 0	2- 5				
2- 8	0- 0	0- 0	AWAY	0- 2	0- 0	2- 6				
0- 0	0- 0	0- 0	NEUTRAL	0- 0	0- 0	0- 0				

RPI 1-25				RPI 26-50				RPI 51-100				RPI 101+ Team's RPI: 329			
RPI	S	Opponent	Score	RPI	S	Opponent	Score	RPI	S	Opponent	Score	RPI	S	Opponent	Score
18	H	Duquesne	65 73	28	A	Penn	37 54	69	A	Army West Point	57 84	161	A	Fordham	49 61
								69	H	Army West Point	45 78	162	A	Delaware	47 67
								90	A	Bucknell	55 69	198	N	Richmond	46 54
								90	H	Bucknell	59 68	216	A	Lehigh	74 82
												216	H	Lehigh	65 80
												217	A	Hartford	50 55
												222	A	Loyola Maryland	65 66
												222	H	Loyola Maryland	51 55
												236	A	Navy	48 64
												236	H	Navy	58 65
												245	N	Coppin St.	57 64
												254	A	Holy Cross	49 66
												254	H	Holy Cross	54 57
												274	A	American	60 51
												274	H	American	63 59
												293	A	Colgate	68 80
												293	A	Colgate	55 70
												293	H	Colgate	59 72
												335	H	St. Francis Brooklyn	77 59
												339	H	Saint Peter's	72 69
												343	A	Boston U.	71 64
												343	H	Boston U.	71 56
												345	A	Wagner	48 69
LAST 12 Division I GAMES:															
293	A	Colgate	68 80	236	A	Navy	48 64								
90	H	Bucknell	59 68	254	H	Holy Cross	54 57								
293	A	Colgate	55 70	343	A	Boston U.	71 64								
90	A	Bucknell	55 69	69	A	Army West Point	57 84								
216	H	Lehigh	65 80	222	H	Loyola Maryland	51 55								
274	H	American	63 59	216	A	Lehigh	74 82								

Non-Div I Games:

Lafayette

Loss, Non-Conf, S Site, H Home A Away N Neutral

Average RPI Win:	261	WON-LOST	WINNING	LAST 10	STRENGTH OF	OPP. STRENGTH	TEAM	ADJ.	CONF.	ADJ CONF.
Average RPI Loss:	182	RECORD	PCT. RANK	GAMES	SCHEDULE	OF SCHEDULE	RPI	RPI	RPI	RPI
DIV. I ONLY	7- 18	287	3- 7	241	265	287	287	25	25	
DIV. I NON-CONF.	0- 7	338	0- 0	224	111	337	337	26	26	
TOTALS	RPI 1-25	RPI 26-50	W-L RECORDS	RPI 51-100	RPI 101-150	RPI 150+				
7- 18	0- 0	0- 2	OVERALL	1- 3	0- 3	6- 10				
5- 5	0- 0	0- 0	HOME	1- 0	0- 2	4- 3				
2- 13	0- 0	0- 2	AWAY	0- 3	0- 1	2- 7				
0- 0	0- 0	0- 0	NEUTRAL	0- 0	0- 0	0- 0				
0- 7	0- 0	0- 2	NON-CONFERENCE	0- 1	0- 0	0- 4				
0- 1	0- 0	0- 0	HOME	0- 0	0- 0	0- 1				
0- 6	0- 0	0- 2	AWAY	0- 1	0- 0	0- 3				
0- 0	0- 0	0- 0	NEUTRAL	0- 0	0- 0	0- 0				
7- 11	0- 0	0- 0	CONFERENCE	1- 2	0- 3	6- 6				
5- 4	0- 0	0- 0	HOME	1- 0	0- 2	4- 2				
2- 7	0- 0	0- 0	AWAY	0- 2	0- 1	2- 4				
0- 0	0- 0	0- 0	NEUTRAL	0- 0	0- 0	0- 0				

RPI S	Opponent	Score	RPI S	Opponent	Score	RPI S	Opponent	Score	RPI S	Opponent	Score	Team's RPI: 287
32	A Oklahoma St.	45 90	79	A Abilene Christian	62 90	117	H Northwestern St.	51 73				
44	A Missouri	57 91	79	H Abilene Christian	63 54	144	A McNeese St.	84 92				
			88	A Utah	67 71	144	H McNeese St.	69 76				
			97	A Central Ark.	49 74	173	A Loyola Chicago	71 82				
						199	A SFA	64 60				
						199	H SFA	77 79				
						223	H Canisius	55 57				
						237	A Sam Houston St.	75 78				
						237	H Sam Houston St.	76 78				
						248	A Houston Baptist	66 77				
						248	H Houston Baptist	77 70				
						275	A Prairie View	72 80				
						306	A Nicholls St.	59 69				
						310	A Northern Ariz.	63 75				
						313	H A&M-Corpus Christi	75 70				
						318	A Southeastern La.	66 73				
						330	A Incarnate Word	67 61				
						330	H Incarnate Word	59 49				
						331	H New Orleans	79 52				
LAST 12 Division I GAMES:												
237	A Sam Houston St.	75 78	330	H Incarnate Word	59 49							
330	A Incarnate Word	67 61	79	H Abilene Christian	63 54							
144	H McNeese St.	69 76	79	A Abilene Christian	62 90							
144	A McNeese St.	84 92	237	H Sam Houston St.	76 78							
199	H SFA	77 79	248	H Houston Baptist	77 70							
248	A Houston Baptist	66 77	199	A SFA	64 60							

Non-Div I Games: Howard Payne 88 50 Tex. A&M-Kingsville 82 66 Schreiner 60 41 Louisiana Col. 99 34  
Lamar

Average RPI Win: <b>277</b>	WON-LOST	WINNING	LAST 10	STRENGTH OF	OPP. STRENGTH	TEAM	ADJ.	CONF.	ADJ CONF.
Average RPI Loss: <b>167</b>	RECORD	PCT. RANK	GAMES	SCHEDULE	OF SCHEDULE	RPI	RPI	RPI	RPI
DIV. I ONLY	17- 12	124	5- 5	325	278	216	216	26	26
DIV. I NON-CONF.	6- 4	125	0- 0	334	222	229	229	27	27
TOTALS	RPI 1-25	RPI 26-50	W-L RECORDS	RPI 51-100	RPI 101-150	RPI 150+			
17- 12	0- 0	0- 0	OVERALL	0- 5	0- 1	17- 6			
9- 6	0- 0	0- 0	HOME	0- 3	0- 1	9- 2			
8- 6	0- 0	0- 0	AWAY	0- 2	0- 0	8- 4			
0- 0	0- 0	0- 0	NEUTRAL	0- 0	0- 0	0- 0			
6- 4	0- 0	0- 0	NON-CONFERENCE	0- 1	0- 1	6- 2			
3- 2	0- 0	0- 0	HOME	0- 1	0- 1	3- 0			
3- 2	0- 0	0- 0	AWAY	0- 0	0- 0	3- 2			
0- 0	0- 0	0- 0	NEUTRAL	0- 0	0- 0	0- 0			
11- 8	0- 0	0- 0	CONFERENCE	0- 4	0- 0	11- 4			
6- 4	0- 0	0- 0	HOME	0- 2	0- 0	6- 2			
5- 4	0- 0	0- 0	AWAY	0- 2	0- 0	5- 2			
0- 0	0- 0	0- 0	NEUTRAL	0- 0	0- 0	0- 0			

RPI S	Opponent	Score	RPI S	Opponent	Score	RPI S	Opponent	Score	RPI S	Opponent	Score	Team's RPI: 216
						56	H Villanova	44 65	116	H Saint Joseph's	62 63	
						69	A Army West Point	39 63	163	H Montana	80 53	
						69	H Army West Point	49 69	178	A Illinois	67 76	
						90	A Bucknell	77 80	204	A Hampton	63 56	
						90	H Bucknell	54 67	222	A Loyola Maryland	76 68	
									222	H Loyola Maryland	66 48	
									236	A Navy	51 48	
									236	H Navy	54 62	
									246	H Monmouth	95 88	
									254	A Holy Cross	71 77	
									254	H Holy Cross	64 48	
									254	H Holy Cross	61 58	
									274	A American	61 52	
									274	H American	55 59	
									284	A Rider	60 61	
									293	A Colgate	72 82	
									293	H Colgate	83 74	
									322	A Delaware St.	83 49	
									329	A Lafayette	80 65	
									329	H Lafayette	82 74	
									339	H Saint Peter's	74 42	
									342	A NJIT	75 47	
									343	A Boston U.	73 66	
									343	H Boston U.	72 48	
LAST 12 Division I GAMES:												
			254	H Holy Cross	64 48	254	A Holy Cross	71 77				
			293	A Colgate	72 82	90	H Bucknell	54 67				
			69	H Army West Point	49 69	274	A American	61 52				
			293	H Colgate	83 74	222	A Loyola Maryland	76 68				
			329	A Lafayette	80 65	343	H Boston U.	72 48				
			236	H Navy	54 62	329	H Lafayette	82 74				

Non-Div I Games: Kutztown 81 51

Lehigh

■ Loss, 
 ■ Non-Conf, 
 ■ S Site, 
 ■ H Home 
 ■ A Away 
 N Neutral



Average RPI Win: <b>306</b>	WON-LOST	WINNING	LAST 10	STRENGTH OF	OPP. STRENGTH	TEAM	ADJ.	CONF.	ADJ CONF.
Average RPI Loss: <b>196</b>	RECORD	PCT. RANK	GAMES	SCHEDULE	OF SCHEDULE	RPI	RPI	RPI	RPI
DIV. I ONLY	4- 25	331	2- 8	212	322	333	333	29	29
DIV. I NON-CONF.	2- 12	311	0- 0	186	337	308	308	28	28
TOTALS	RPI 1-25	RPI 26-50	W-L RECORDS	RPI 51-100	RPI 101-150	RPI 150+			
4- 25	0- 0	0- 1	OVERALL	0- 4	0- 1	4- 19			
3- 11	0- 0	0- 1	HOME	0- 3	0- 0	3- 7			
1- 13	0- 0	0- 0	AWAY	0- 1	0- 1	1- 11			
0- 1	0- 0	0- 0	NEUTRAL	0- 0	0- 0	0- 1			
2- 12	0- 0	0- 1	NON-CONFERENCE	0- 2	0- 1	2- 8			
1- 6	0- 0	0- 1	HOME	0- 2	0- 0	1- 3			
1- 5	0- 0	0- 0	AWAY	0- 0	0- 1	1- 4			
0- 1	0- 0	0- 0	NEUTRAL	0- 0	0- 0	0- 1			
2- 13	0- 0	0- 0	CONFERENCE	0- 2	0- 0	2- 11			
2- 5	0- 0	0- 0	HOME	0- 1	0- 0	2- 4			
0- 8	0- 0	0- 0	AWAY	0- 1	0- 0	0- 7			
0- 0	0- 0	0- 0	NEUTRAL	0- 0	0- 0	0- 0			

RPI S	Opponent	Score	RPI S	Opponent	Score	RPI S	Opponent	Score	RPI S	Opponent	Score	Team's RPI: 333
35	H Western Ky.	56 64	57	H Ball St.	60 72	103	A Wright St.	65 92				
			67	A FGCU	52 91	152	A Jacksonville	51 81				
			67	H FGCU	39 71	152	A Jacksonville	51 80				
			78	H Belmont	68 90	152	H Jacksonville	55 76				
						158	A Alabama	49 68				
						195	A Stetson	75 79				
						195	H Stetson	62 83				
						210	A USC Upstate	71 93				
						210	H USC Upstate	54 81				
						222	H Loyola Maryland	52 57				
						228	H Southeast Mo. St.	69 84				
						235	N Texas Southern	62 66				
						257	A Tennessee St.	65 77				
						263	H Murray St.	93 85				
						279	A Tennessee Tech	70 81				
						286	A Kennesaw St.	54 55				
						286	H Kennesaw St.	64 68				
						292	A Ga. Southern	66 55				
						307	H Morehead St.	77 92				
						309	A Jackson St.	52 53				
						326	A North Florida	70 78				
						326	H North Florida	78 71				
						342	A NJIT	51 61				
						342	H NJIT	63 49				
LAST 12 Division I GAMES:												
152	A Jacksonville	51 80	342	H NJIT	63 49							
286	H Kennesaw St.	64 68	210	A USC Upstate	71 93							
67	A FGCU	52 91	342	A NJIT	51 61							
195	A Stetson	75 79	210	H USC Upstate	54 81							
152	H Jacksonville	55 76	195	H Stetson	62 83							
326	H North Florida	78 71	67	H FGCU	39 71							

Non-Div I Games: North Ala. 88 67

Lipscomb

Loss, Non-Conf, S Site, H Home A Away N Neutral

Little Rock

Through Games Of March 8, 2016

Average RPI Win:	204	WON-LOST	WINNING	LAST 10	STRENGTH OF	OPP. STRENGTH	TEAM	ADJ.	CONF.	ADJ CONF.
Average RPI Loss:	99	RECORD	PCT. RANK	GAMES	SCHEDULE	OF SCHEDULE	RPI	RPI	RPI	RPI
DIV. I ONLY	18- 11	102	10- 0	118	133	104	104	15	15	
DIV. I NON-CONF.	2- 7	280	0- 0	34	5	186	186	14	14	
TOTALS	RPI 1-25	RPI 26-50	W-L RECORDS	RPI 51-100	RPI 101-150	RPI 150+				
18- 11	0- 2	1- 2	OVERALL	0- 2	6- 3	11- 2				
10- 5	0- 1	1- 0	HOME	0- 1	3- 2	6- 1				
8- 6	0- 1	0- 2	AWAY	0- 1	3- 1	5- 1				
0- 0	0- 0	0- 0	NEUTRAL	0- 0	0- 0	0- 0				
2- 7	0- 2	0- 1	NON-CONFERENCE	0- 2	2- 1	0- 1				
1- 4	0- 1	0- 0	HOME	0- 1	1- 1	0- 1				
1- 3	0- 1	0- 1	AWAY	0- 1	1- 0	0- 0				
0- 0	0- 0	0- 0	NEUTRAL	0- 0	0- 0	0- 0				
16- 4	0- 0	1- 1	CONFERENCE	0- 0	4- 2	11- 1				
9- 1	0- 0	1- 0	HOME	0- 0	2- 1	6- 0				
7- 3	0- 0	0- 1	AWAY	0- 0	2- 1	5- 1				
0- 0	0- 0	0- 0	NEUTRAL	0- 0	0- 0	0- 0				

RPI 1-25			RPI 26-50			RPI 51-100			RPI 101+ Team's RPI: 104		
RPI	S	Opponent	Score	RPI	S	Opponent	Score	RPI	S	Opponent	Score
7	H	Texas	56 66	31	A	Oklahoma	52 65	74	A	Tulane	53 69
19	A	Texas A&M	39 69	38	A	Arkansas St.	53 66	91	H	Missouri St.	58 64
				38	H	Arkansas St.	71 69				
LAST 12 Division I GAMES:											
262	A	Appalachian St.	72 67	133	A	La.-Lafayette	58 49	110	H	Memphis	61 53
38	H	Arkansas St.	71 69	273	A	La.-Monroe	53 37	120	H	LSU	51 57
244	H	Texas St.	57 45	187	H	South Ala.	74 43	133	A	La.-Lafayette	58 49
147	H	UT Arlington	49 43	141	H	Troy	79 64	133	H	La.-Lafayette	58 65
292	A	Ga. Southern	50 45	272	H	Georgia St.	59 32	139	A	Oral Roberts	66 52
272	A	Georgia St.	54 39	292	H	Ga. Southern	69 36	141	A	Troy	71 78
								141	H	Troy	79 64
								147	A	UT Arlington	59 55
								147	H	UT Arlington	49 43
								187	A	South Ala.	47 34
								187	H	South Ala.	74 43
								192	H	Tulsa	63 74
								244	A	Texas St.	57 67
								244	H	Texas St.	57 45
								262	A	Appalachian St.	72 67
								262	H	Appalachian St.	67 50
								272	A	Georgia St.	54 39
								272	H	Georgia St.	59 32
								273	A	La.-Monroe	53 37
								273	H	La.-Monroe	56 44
								292	A	Ga. Southern	50 45
								292	H	Ga. Southern	69 36

Non-Div I Games:

Little Rock

Loss, Non-Conf, S Site, H Home A Away N Neutral

Average RPI Win:	246	WON-LOST	WINNING	LAST 10	STRENGTH OF	OPP. STRENGTH	TEAM	ADJ.	CONF.	ADJ CONF.
Average RPI Loss:	85	RECORD	PCT. RANK	GAMES	SCHEDULE	OF SCHEDULE	RPI	RPI	RPI	RPI
DIV. I ONLY	23- 7	39	8- 2	328	171	126	126	22	22	
DIV. I NON-CONF.	11- 3	54	0- 0	319	57	121	121	21	21	
TOTALS	RPI 1-25	RPI 26-50	W-L RECORDS	RPI 51-100	RPI 101-150	RPI 150+				
23- 7	0- 0	1- 0	OVERALL	0- 4	1- 3	21- 0				
11- 3	0- 0	1- 0	HOME	0- 2	0- 1	10- 0				
10- 4	0- 0	0- 0	AWAY	0- 2	0- 2	10- 0				
2- 0	0- 0	0- 0	NEUTRAL	0- 0	1- 0	1- 0				
11- 3	0- 0	1- 0	NON-CONFERENCE	0- 2	1- 1	9- 0				
5- 1	0- 0	1- 0	HOME	0- 1	0- 0	4- 0				
4- 2	0- 0	0- 0	AWAY	0- 1	0- 1	4- 0				
2- 0	0- 0	0- 0	NEUTRAL	0- 0	1- 0	1- 0				
12- 4	0- 0	0- 0	CONFERENCE	0- 2	0- 2	12- 0				
6- 2	0- 0	0- 0	HOME	0- 1	0- 1	6- 0				
6- 2	0- 0	0- 0	AWAY	0- 1	0- 1	6- 0				
0- 0	0- 0	0- 0	NEUTRAL	0- 0	0- 0	0- 0				

RPI 1-25			RPI 26-50			RPI 51-100			RPI 101+			Team's RPI: 126			
RPI	S	Opponent	Score	RPI	S	Opponent	Score	RPI	S	Opponent	Score				
				30	H	UTEP	47 40	55	A	Southern California	43 69	117	N	Northwestern St.	60 59
								58	A	UC Riverside	58 83	119	A	Hawaii	42 60
								58	H	UC Riverside	60 78	119	H	Hawaii	55 67
								68	H	San Francisco	52 66	120	A	LSU	53 59
												176	A	Pacific	68 60
												183	A	Cal Poly	61 56
												183	H	Cal Poly	65 53
												186	A	UC Davis	75 62
												186	H	UC Davis	74 64
												191	H	UNLV	67 63
												202	H	Colorado	59 42
												234	H	San Diego St.	74 54
												265	A	UC Santa Barbara	58 55
												265	H	UC Santa Barbara	60 52
												271	A	Seattle	69 57
												285	A	Houston	47 41
												300	A	CSUN	79 69
												300	H	CSUN	74 71
												301	A	Denver	48 41
												310	N	Northern Ariz.	69 48
												321	H	Portland St.	89 71
												336	A	UC Irvine	71 65
												336	H	UC Irvine	67 49
												338	A	Cal St. Fullerton	82 61
												338	H	Cal St. Fullerton	62 57
LAST 12 Division I GAMES:															
				300	A	CSUN	79 69					265	H	UC Santa Barbara	60 52
				186	H	UC Davis	74 64					119	A	Hawaii	42 60
				336	H	UC Irvine	67 49					300	H	CSUN	74 71
				183	A	Cal Poly	61 56					183	H	Cal Poly	65 53
				265	A	UC Santa Barbara	58 55					186	A	UC Davis	75 62
				58	A	UC Riverside	58 83					338	H	Cal St. Fullerton	62 57

Non-Div I Games:

Long Beach St.

■ Loss, 
 ■ Non-Conf, S Site, 
 ■ Home 
 ■ Away 
 N Neutral

Average RPI Win:	296	WON-LOST	WINNING	LAST 10	STRENGTH OF	OPP. STRENGTH	TEAM	ADJ.	CONF.	ADJ CONF.
Average RPI Loss:	186	RECORD	PCT. RANK	GAMES	SCHEDULE	OF SCHEDULE	RPI	RPI	RPI	RPI
DIV. I ONLY	6- 21	309	3- 7	238	297	311	311	27	27	
DIV. I NON-CONF.	1- 6	311	0- 0	167	132	285	285	29	29	
TOTALS	RPI 1-25	RPI 26-50	W-L RECORDS	RPI 51-100	RPI 101-150	RPI 150+				
6- 21	0- 2	0- 1	OVERALL	0- 0	0- 5	6- 13				
4- 7	0- 0	0- 0	HOME	0- 0	0- 2	4- 5				
2- 14	0- 0	0- 0	AWAY	0- 0	0- 1	2- 0				
0- 0	0- 0	0- 0	NEUTRAL	0- 0	0- 0	0- 0				
1- 6	0- 2	0- 1	NON-CONFERENCE	0- 0	0- 1	1- 2				
1- 0	0- 0	0- 0	HOME	0- 0	0- 0	1- 0				
0- 6	0- 2	0- 1	AWAY	0- 0	0- 1	0- 2				
0- 0	0- 0	0- 0	NEUTRAL	0- 0	0- 0	0- 0				
5- 15	0- 0	0- 0	CONFERENCE	0- 0	0- 4	5- 11				
3- 7	0- 0	0- 0	HOME	0- 0	0- 2	3- 5				
2- 8	0- 0	0- 0	AWAY	0- 0	0- 2	2- 6				
0- 0	0- 0	0- 0	NEUTRAL	0- 0	0- 0	0- 0				

RPI 1-25				RPI 26-50				RPI 51-100				RPI 101+ Team's RPI: 311			
RPI	S	Opponent	Score	RPI	S	Opponent	Score	RPI	S	Opponent	Score	RPI	S	Opponent	Score
5	A	Oregon St.	45 110	34	A	James Madison	30 88					109	A	Virginia	46 81
22	A	West Virginia	43 74									128	A	Liberty	47 67
												128	H	Liberty	67 72
												131	A	UNC Asheville	42 81
												131	H	UNC Asheville	54 61
												172	A	Radford	64 80
												172	H	Radford	67 79
												206	A	Gardner-Webb	42 67
												206	H	Gardner-Webb	62 59
												208	A	Presbyterian	49 75
												208	H	Presbyterian	38 59
												252	A	High Point	68 79
												252	H	High Point	70 89
												268	A	Campbell	65 72
												268	H	Campbell	56 73
												283	A	Coastal Caro.	56 48
												283	H	Coastal Caro.	84 76
												294	A	Charleston So.	58 66
												294	H	Charleston So.	54 63
												312	A	UNCG	60 81
												322	A	Delaware St.	63 88
												327	A	Winthrop	63 60
												327	H	Winthrop	67 60
												348	H	N.C. Central	60 49
LAST 12 Division I GAMES:															
206	H	Gardner-Webb	62 59	131	H	UNC Asheville	54 61								
283	H	Coastal Caro.	84 76	294	A	Charleston So.	58 66								
128	A	Liberty	47 67	208	A	Presbyterian	49 75								
172	A	Radford	64 80	327	H	Winthrop	67 60								
252	H	High Point	70 89	128	H	Liberty	67 72								
268	A	Campbell	65 72	206	A	Gardner-Webb	42 67								

Non-Div I Games: Notre Dame (MD) 83 32 N.C. Wesleyan 100 57

Longwood

Loss, Non-Conf, S Site, H Home A Away N Neutral



## Louisiana Tech

Through Games Of March 8, 2016

Average RPI Win:	227	WON-LOST	WINNING	LAST 10	STRENGTH OF	OPP. STRENGTH	TEAM	ADJ.	CONF.	ADJ CONF.
Average RPI Loss:	114	RECORD	PCT. RANK	GAMES	SCHEDULE	OF SCHEDULE	RPI	RPI	RPI	RPI
DIV. I ONLY	13- 15	195	4- 6	159	124	184	184	12	12	
DIV. I NON-CONF.	4- 6	201	0- 0	185	162	220	220	10	10	
TOTALS	RPI 1-25	RPI 26-50	W-L RECORDS	RPI 51-100	RPI 101-150	RPI 150+				
13- 15	0- 2	0- 3	OVERALL	0- 2	1- 3	12- 5				
8- 6	0- 1	0- 2	HOME	0- 0	1- 2	7- 1				
4- 8	0- 0	0- 0	AWAY	0- 2	0- 0	4- 0				
1- 1	0- 1	0- 0	NEUTRAL	0- 0	0- 0	1- 0				
4- 6	0- 2	0- 0	NON-CONFERENCE	0- 0	1- 2	3- 2				
2- 3	0- 1	0- 0	HOME	0- 0	1- 1	1- 1				
1- 2	0- 0	0- 0	AWAY	0- 0	0- 1	1- 1				
1- 1	0- 1	0- 0	NEUTRAL	0- 0	0- 0	1- 0				
9- 9	0- 0	0- 3	CONFERENCE	0- 2	0- 1	9- 3				
6- 3	0- 0	0- 2	HOME	0- 0	0- 1	6- 0				
3- 6	0- 0	0- 1	AWAY	0- 2	0- 0	3- 3				
0- 0	0- 0	0- 0	NEUTRAL	0- 0	0- 0	0- 0				

RPI 1-25				RPI 26-50				RPI 51-100				RPI 101+				Team's RPI: 184	
RPI	S	Opponent	Score	RPI	S	Opponent	Score	RPI	S	Opponent	Score	RPI	S	Opponent	Score		
9	N	UCLA	57 68	30	A	UTEP	80 86	66	A	Middle Tenn.	57 68	122	A	Arizona	67 77		
21	H	Mississippi St.	63 93	30	H	UTEP	65 72	77	A	Charlotte	58 63	132	H	Marshall	52 54		
				35	H	Western Ky.	58 69					133	H	La.-Lafayette	79 62		
												144	H	McNeese St.	71 74		
												151	A	Old Dominion	69 51		
												164	A	UAB	49 64		
												170	A	Southern Miss.	59 69		
												170	H	Southern Miss.	72 37		
												174	H	Fla. Atlantic	65 62		
												197	A	Wisconsin	65 79		
												199	H	SFA	76 44		
												225	A	North Texas	78 67		
												225	H	North Texas	77 71		
												233	A	Rice	77 84		
												233	H	Rice	63 61		
												264	A	UTSA	82 72		
												264	H	UTSA	75 66		
												275	H	Prairie View	68 77		
												301	N	Denver	58 53		
												304	H	FIU	82 63		
												306	A	Nicholls St.	58 55		
LAST 12 Division I GAMES:																	
				35	H	Western Ky.	58 69					164	A	UAB	49 64		
				132	H	Marshall	52 54					66	A	Middle Tenn.	57 68		
				233	A	Rice	77 84					225	H	North Texas	77 71		
				225	A	North Texas	78 67					233	H	Rice	63 61		
				30	H	UTEP	65 72					30	A	UTEP	80 86		
				264	H	UTSA	75 66					264	A	UTSA	82 72		

Non-Div I Games: Loyola (LA) 76 40

Louisiana Tech

■ Loss, 
 ■ Non-Conf, 
 ■ S Site, 
 ■ Home 
 ■ A Away 
 N Neutral

## Louisville

Through Games Of March 8, 2016

Average RPI Win:	118	WON-LOST	WINNING	LAST 10	STRENGTH OF	OPP. STRENGTH	TEAM	ADJ.	CONF.	ADJ CONF.
Average RPI Loss:	42	RECORD	PCT. RANK	GAMES	SCHEDULE	OF SCHEDULE	RPI	RPI	RPI	RPI
DIV. I ONLY	25- 7	31	8- 2	25	22	14	14	4	4	
DIV. I NON-CONF.	9- 5	108	1- 0	63	19	65	65	5	5	
TOTALS	RPI 1-25	RPI 26-50	W-L RECORDS	RPI 51-100	RPI 101-150	RPI 150+				
25- 7	4- 3	3- 1	OVERALL	2- 3	9- 0	7- 0				
12- 2	2- 1	1- 0	HOME	0- 1	6- 0	3- 0				
11- 2	2- 1	2- 1	AWAY	1- 0	3- 0	3- 0				
2- 3	0- 1	0- 0	NEUTRAL	1- 2	0- 0	1- 0				
9- 5	2- 1	0- 1	NON-CONFERENCE	0- 3	2- 0	5- 0				
5- 1	1- 0	0- 0	HOME	0- 1	2- 0	2- 0				
3- 2	1- 1	0- 1	AWAY	0- 0	0- 0	2- 0				
1- 2	0- 0	0- 0	NEUTRAL	0- 2	0- 0	1- 0				
16- 2	2- 2	3- 0	CONFERENCE	2- 0	7- 0	2- 0				
7- 1	1- 1	1- 0	HOME	0- 0	4- 0	1- 0				
8- 0	1- 0	2- 0	AWAY	1- 0	3- 0	1- 0				
1- 1	0- 1	0- 0	NEUTRAL	1- 0	0- 0	0- 0				

RPI	S	Opponent	Score	RPI	S	Opponent	Score	RPI	S	Opponent	Score	RPI	S	Opponent	Score
1	H	Notre Dame	61 66	26	A	Miami (FL)	79 51	64	N	Purdue	60 62	105	H	UT Martin	88 66
12	A	Kentucky	54 72	35	A	Western Ky.	69 71	73	A	Georgia Tech	78 65	109	A	Virginia	59 41
13	A	Syracuse	71 53	47	H	Duke	65 48	73	N	Georgia Tech	60 50	109	H	Virginia	74 59
13	N	Syracuse	75 80	49	A	North Carolina St.	92 90	83	N	Dayton	66 79	118	A	Boston College	55 45
15	H	Florida St.	79 69					85	H	California	71 75	121	H	Virginia Tech	56 45
17	A	Michigan St.	85 78									124	H	IUPUI	70 61
20	H	South Fla.	67 50									127	A	Pittsburgh	84 61
												127	H	Pittsburgh	65 36
												138	H	Wake Forest	78 54
												153	A	North Carolina	78 60
												160	N	Marist	65 53
												214	H	Dartmouth	94 52
												227	A	Col. of Charleston	71 67
												243	H	Valparaiso	75 42
												256	H	Clemson	75 33
												279	A	Tennessee Tech	76 54
LAST 12 Division I GAMES:															
		13 N Syracuse	75 80			20 H South Fla.	67 50								
		73 N Georgia Tech	60 50			127 A Pittsburgh	84 61								
		127 H Pittsburgh	65 36			1 H Notre Dame	61 66								
		26 A Miami (FL)	79 51			153 A North Carolina	78 60								
		118 A Boston College	55 45			138 H Wake Forest	78 54								
		109 H Virginia	74 59			256 H Clemson	75 33								

Non-Div I Games:

Louisville

■ Loss, 
 ■ Non-Conf, S Site, 
 ■ Home 
 ■ Away 
 N Neutral

Average RPI Win:	<b>247</b>	WON-LOST	WINNING	LAST 10	STRENGTH OF	OPP. STRENGTH	TEAM	ADJ.	CONF.	ADJ CONF.
Average RPI Loss:	<b>111</b>	RECORD	PCT. RANK	GAMES	SCHEDULE	OF SCHEDULE	RPI	RPI	RPI	RPI
DIV. I ONLY	<b>14- 15</b>	<b>179</b>	<b>4- 6</b>	<b>180</b>	<b>158</b>	<b>173</b>	<b>173</b>	<b>21</b>	<b>21</b>	
DIV. I NON-CONF.	<b>4- 7</b>	<b>222</b>	<b>0- 0</b>	<b>80</b>	<b>21</b>	<b>153</b>	<b>153</b>	<b>17</b>	<b>17</b>	
TOTALS	RPI 1-25	RPI 26-50	W-L RECORDS	RPI 51-100	RPI 101-150	RPI 150+				
14- 15	0- 2	1- 1	OVERALL	1- 8	2- 1	10- 3				
7- 7	0- 0	0- 1	HOME	1- 4	1- 1	5- 1				
7- 8	0- 2	1- 0	AWAY	0- 4	1- 0	5- 2				
0- 0	0- 0	0- 0	NEUTRAL	0- 0	0- 0	0- 0				
4- 7	0- 2	1- 1	NON-CONFERENCE	0- 3	0- 1	3- 0				
1- 4	0- 0	0- 1	HOME	0- 2	0- 1	1- 0				
3- 3	0- 2	1- 0	AWAY	0- 1	0- 0	2- 0				
0- 0	0- 0	0- 0	NEUTRAL	0- 0	0- 0	0- 0				
10- 8	0- 0	0- 0	CONFERENCE	1- 5	2- 0	7- 3				
6- 3	0- 0	0- 0	HOME	1- 2	1- 0	4- 1				
4- 5	0- 0	0- 0	AWAY	0- 3	1- 0	3- 2				
0- 0	0- 0	0- 0	NEUTRAL	0- 0	0- 0	0- 0				

RPI 1-25			RPI 26-50			RPI 51-100			RPI 101+ Team's RPI: 173		
RPI	S	Opponent	Score	RPI	S	Opponent	Score	RPI	S	Opponent	Score
17	A	Michigan St.	47 <b>76</b>	26	H	Miami (FL)	50 <b>77</b>	70	H	Central Mich.	59 <b>68</b>
24	A	Green Bay	51 <b>65</b>	29	A	DePaul	88 75	73	A	Georgia Tech	77 <b>84</b>
								91	A	Missouri St.	81 <b>91</b>
								91	H	Missouri St.	62 <b>73</b>
								95	A	UNI	52 <b>63</b>
								95	H	UNI	64 60
								98	A	Drake	61 <b>91</b>
								98	H	Drake	65 <b>81</b>
								99	H	Northwestern	72 <b>81</b>
LAST 12 Division I GAMES:											
305	H	Bradley	69 63	91	A	Missouri St.	81 <b>91</b>	136	A	Southern Ill.	69 68
95	A	UNI	52 <b>63</b>	332	H	Evansville	67 54	136	H	Southern Ill.	83 59
98	A	Drake	61 <b>91</b>	136	H	Southern Ill.	83 59	142	H	Western Mich.	45 <b>68</b>
226	H	Indiana St.	71 <b>74</b>	98	H	Drake	65 <b>81</b>	226	A	Indiana St.	48 <b>62</b>
316	H	Illinois St.	73 61	95	H	UNI	64 60	226	H	Indiana St.	71 <b>74</b>
291	A	Wichita St.	62 <b>65</b>	316	A	Illinois St.	57 41	233	A	Rice	57 50
								287	H	Lamar	82 71
								291	A	Wichita St.	62 <b>65</b>
								291	H	Wichita St.	60 55
								305	A	Bradley	67 54
								305	H	Bradley	69 63
								316	A	Illinois St.	57 41
								316	H	Illinois St.	73 61
								332	A	Evansville	63 49
								332	H	Evansville	67 54
								340	A	Eastern Ill.	86 75

Non-Div I Games:

Loyola Chicago

■ Loss, 
■ Non-Conf, 
■ S Site, 
■ H Home 
■ A Away 
N Neutral

Loyola Maryland

Through Games Of March 8, 2016

Average RPI Win:	297	WON-LOST	WINNING	LAST 10	STRENGTH OF	OPP. STRENGTH	TEAM	ADJ.	CONF.	ADJ CONF.
Average RPI Loss:	158	RECORD	PCT. RANK	GAMES	SCHEDULE	OF SCHEDULE	RPI	RPI	RPI	RPI
DIV. I ONLY	15- 15	165	6- 4	285	307	222	222	26	26	
DIV. I NON-CONF.	3- 8	258	0- 0	290	314	287	287	27	27	
TOTALS	RPI 1-25	RPI 26-50	W-L RECORDS	RPI 51-100	RPI 101-150	RPI 150+				
15- 15	0- 1	0- 0	OVERALL	0- 5	0- 0	15- 9				
8- 6	0- 0	0- 0	HOME	0- 2	0- 0	8- 4				
7- 9	0- 1	0- 0	AWAY	0- 3	0- 0	7- 5				
0- 0	0- 0	0- 0	NEUTRAL	0- 0	0- 0	0- 0				
3- 8	0- 1	0- 0	NON-CONFERENCE	0- 1	0- 0	3- 6				
1- 3	0- 0	0- 0	HOME	0- 0	0- 0	1- 3				
2- 5	0- 1	0- 0	AWAY	0- 1	0- 0	2- 3				
0- 0	0- 0	0- 0	NEUTRAL	0- 0	0- 0	0- 0				
12- 7	0- 0	0- 0	CONFERENCE	0- 4	0- 0	12- 3				
7- 3	0- 0	0- 0	HOME	0- 2	0- 0	7- 1				
5- 4	0- 0	0- 0	AWAY	0- 2	0- 0	5- 2				
0- 0	0- 0	0- 0	NEUTRAL	0- 0	0- 0	0- 0				

RPI 1-25			RPI 26-50			RPI 51-100			RPI 101+ Team's RPI: 222		
RPI	S	Opponent	Score	RPI	S	Opponent	Score	RPI	S	Opponent	Score
8	A	Maryland	47 97					56	A	Villanova	55 67
								69	A	Army West Point	37 70
								69	H	Army West Point	44 52
								90	A	Bucknell	64 71
								90	H	Bucknell	42 64
								151	A	Old Dominion	41 64
								185	H	UMBC	46 52
								200	H	Fairfield	45 71
								203	H	William & Mary	61 62
								216	A	Lehigh	48 66
								216	H	Lehigh	68 76
								236	A	Navy	38 45
								236	H	Navy	44 42
								236	H	Navy	51 38
								249	A	Columbia	53 63
								254	A	Holy Cross	59 49
								254	H	Holy Cross	58 45
								274	A	American	55 50
								274	H	American	52 46
								293	A	Colgate	65 49
								293	H	Colgate	55 38
								317	A	Mt. St. Mary's	65 63
								329	A	Lafayette	55 51
								329	H	Lafayette	66 65
								333	A	Lipscomb	57 52
								335	A	St. Francis Brooklyn	54 64
								343	A	Boston U.	67 46
								343	H	Boston U.	63 54
								347	H	Norfolk St.	75 67
LAST 12 Division I GAMES:											
236	H	Navy	44 42	343	A	Boston U.	67 46	236	A	Navy	38 45
254	H	Holy Cross	58 45	69	H	Army West Point	44 52	216	H	Lehigh	68 76
274	A	American	55 50	216	H	Lehigh	68 76	329	A	Lafayette	55 51
254	A	Holy Cross	59 49	329	A	Lafayette	55 51	293	A	Colgate	65 49
293	H	Colgate	55 38	90	H	Bucknell	42 64				

Non-Div I Games:

Loyola Maryland

Loss, Non-Conf, S Site, H Home A Away N Neutral

Loyola Marymount

Through Games Of March 8, 2016

Average RPI Win:	265	WON-LOST	WINNING	LAST 10	STRENGTH OF	OPP. STRENGTH	TEAM	ADJ.	CONF.	ADJ CONF.
Average RPI Loss:	103	RECORD	PCT. RANK	GAMES	SCHEDULE	OF SCHEDULE	RPI	RPI	RPI	RPI
DIV. I ONLY	11- 20	256	5- 5	208	98	241	241	8	8	
DIV. I NON-CONF.	4- 7	222	1- 0	332	192	295	295	9	9	
TOTALS	RPI 1-25	RPI 26-50	W-L RECORDS	RPI 51-100	RPI 101-150	RPI 150+				
11- 20	0- 2	0- 1	OVERALL	0- 10	0- 3	11- 4				
5- 8	0- 1	0- 0	HOME	0- 4	0- 1	5- 2				
4- 11	0- 1	0- 1	AWAY	0- 5	0- 2	4- 2				
2- 1	0- 0	0- 0	NEUTRAL	0- 1	0- 0	2- 0				
4- 7	0- 0	0- 1	NON-CONFERENCE	0- 1	0- 1	4- 4				
2- 2	0- 0	0- 0	HOME	0- 0	0- 0	2- 2				
1- 5	0- 0	0- 1	AWAY	0- 1	0- 1	1- 2				
1- 0	0- 0	0- 0	NEUTRAL	0- 0	0- 0	1- 0				
7- 13	0- 2	0- 0	CONFERENCE	0- 9	0- 2	7- 0				
3- 6	0- 1	0- 0	HOME	0- 4	0- 1	3- 0				
3- 6	0- 1	0- 0	AWAY	0- 4	0- 1	3- 0				
1- 1	0- 0	0- 0	NEUTRAL	0- 1	0- 0	1- 0				

RPI S	Opponent	Score	RPI S	Opponent	Score	RPI S	Opponent	Score	RPI S	Opponent	Score	Team's RPI: 241
16	A BYU	61 75	44	A Missouri	48 80	54	A St. Mary's (CA)	57 72	113	A Gonzaga	68 83	
16	H BYU	75 82				54	H St. Mary's (CA)	81 91	113	H Gonzaga	59 66	
						54	N St. Mary's (CA)	71 85	119	A Hawaii	51 65	
						58	A UC Riverside	62 80	176	A Pacific	63 60	
						62	A Santa Clara	41 68	176	H Pacific	96 88	
						62	H Santa Clara	56 57	183	A Cal Poly	58 70	
						68	A San Francisco	72 81	202	A Colorado	81 92	
						68	H San Francisco	73 75	234	H San Diego St.	92 65	
						82	A San Diego	58 82	265	A UC Santa Barbara	70 63	
						82	H San Diego	67 75	267	A Pepperdine	83 77	
									267	H Pepperdine	79 69	
									271	H Seattle	69 78	
									289	A Portland	77 62	
									289	H Portland	62 52	
									289	N Portland	85 72	
									324	N Nevada	69 58	
									336	H UC Irvine	95 50	
									338	H Cal St. Fullerton	73 75	
LAST 12 Division I GAMES:												
54	N	St. Mary's (CA)	71	85	54	H	St. Mary's (CA)	81	91			
289	N	Portland	85	72	176	H	Pacific	96	88			
336	H	UC Irvine	95	50	289	A	Portland	77	62			
267	A	Pepperdine	83	77	113	A	Gonzaga	68	83			
68	A	San Francisco	72	81	82	H	San Diego	67	75			
62	A	Santa Clara	41	68	16	H	BYU	75	82			

Non-Div I Games:

Loyola Marymount

Loss, Non-Conf, S Site, H Home A Away N Neutral

Average RPI Win: 210	WON-LOST	WINNING	LAST 10	STRENGTH OF	OPP. STRENGTH	TEAM	ADJ.	CONF.	ADJ CONF.
Average RPI Loss: 101	RECORD	PCT. RANK	GAMES	SCHEDULE	OF SCHEDULE	RPI	RPI	RPI	RPI
DIV. I ONLY	25- 7	31	10- 0	222	145	63	63	16	16
DIV. I NON-CONF.	8- 6	136	0- 0	247	46	126	126	19	19
TOTALS	RPI 1-25	RPI 26-50	W-L RECORDS	RPI 51-100	RPI 101-150	RPI 150+			
25- 7	0- 0	1- 1	OVERALL	2- 3	1- 1	21- 2			
11- 0	0- 0	1- 0	HOME	0- 0	0- 0	10- 0			
10- 6	0- 0	0- 1	AWAY	1- 2	0- 1	9- 2			
4- 1	0- 0	0- 0	NEUTRAL	1- 1	1- 0	2- 0			
8- 6	0- 0	0- 0	NON-CONFERENCE	2- 3	1- 1	5- 2			
3- 0	0- 0	0- 0	HOME	0- 0	0- 0	3- 0			
3- 5	0- 0	0- 0	AWAY	1- 2	0- 1	2- 2			
2- 1	0- 0	0- 0	NEUTRAL	1- 1	1- 0	0- 0			
17- 1	0- 0	1- 1	CONFERENCE	0- 0	0- 0	16- 0			
8- 0	0- 0	1- 0	HOME	0- 0	0- 0	7- 0			
7- 1	0- 0	0- 1	AWAY	0- 0	0- 0	7- 0			
2- 0	0- 0	0- 0	NEUTRAL	0- 0	0- 0	2- 0			

RPI S	Opponent	Score	RPI S	Opponent	Score	RPI S	Opponent	Score	RPI S	Opponent	Score
48	A Albany (NY)	59 64	48	H Albany (NY)	65 53	64	A Purdue	33 56	118	A Boston College	48 55
						81	A Minnesota	64 91	120	N LSU	52 41
						83	N Dayton	37 58	153	A North Carolina	58 59
						91	N Missouri St.	69 65	156	A Stony Brook	60 43
						93	A Harvard	64 53	156	H Stony Brook	55 52
									156	N Stony Brook	51 48
									159	A Northeastern	44 56
									185	A UMBC	72 38
									185	H UMBC	65 55
									214	A Dartmouth	59 41
									217	A Hartford	50 44
									217	H Hartford	61 43
									219	A Binghamton	52 38
									219	H Binghamton	69 37
									224	H Bryant	76 38
									232	A New Hampshire	62 52
									232	H New Hampshire	59 55
									232	N New Hampshire	58 47
									256	H Clemson	75 42
									276	H Central Conn. St.	62 42
									278	A Vermont	62 41
									278	H Vermont	63 51
									320	A UMass Lowell	73 46
									320	H UMass Lowell	74 44
									325	A North Dakota St.	82 51
LAST 12 Division I GAMES:											
156	N Stony Brook	51 48	320	A UMass Lowell	73 46						
232	N New Hampshire	58 47	232	H New Hampshire	59 55						
219	H Binghamton	69 37	185	A UMBC	72 38						
217	A Hartford	50 44	278	H Vermont	63 51						
156	A Stony Brook	60 43	219	A Binghamton	52 38						
48	H Albany (NY)	65 53	217	H Hartford	61 43						

Non-Div I Games: Colby

82 42

Maine

[illegible]

## Manhattan

Page 167

RPI	S	Opponent	Score	
339	H	Saint Peter's	64	47
339	N	Saint Peter's	60	43

M  
a  
n  
h  
a  
t  
t  
a  
n

M  
a  
n  
h  
a  
t  
t  
a  
n

Manhattan



Average RPI Win: <b>247</b>	WON-LOST	WINNING	LAST 10	STRENGTH OF	OPP. STRENGTH	TEAM	ADJ.	CONF.	ADJ CONF.
Average RPI Loss: <b>121</b>	RECORD	PCT. RANK	GAMES	SCHEDULE	OF SCHEDULE	RPI	RPI	RPI	RPI
DIV. I ONLY	<b>16- 16</b>	<b>165</b>	<b>5- 5</b>	<b>147</b>	<b>213</b>	<b>160</b>	<b>160</b>	<b>23</b>	<b>23</b>
DIV. I NON-CONF.	<b>1- 9</b>	<b>325</b>	<b>0- 0</b>	<b>33</b>	<b>65</b>	<b>224</b>	<b>224</b>	<b>22</b>	<b>22</b>
TOTALS	RPI 1-25	RPI 26-50	W-L RECORDS	RPI 51-100	RPI 101-150	RPI 150+			
16- 16	0- 1	0- 2	OVERALL	1- 4	1- 4	14- 5			
9- 4	0- 0	0- 1	HOME	1- 1	1- 0	7- 2			
6- 8	0- 0	0- 1	AWAY	0- 2	0- 2	6- 3			
1- 4	0- 1	0- 0	NEUTRAL	0- 1	0- 2	1- 0			
1- 9	0- 1	0- 2	NON-CONFERENCE	0- 3	0- 2	1- 1			
0- 3	0- 0	0- 1	HOME	0- 1	0- 0	0- 1			
1- 3	0- 0	0- 1	AWAY	0- 1	0- 1	1- 0			
0- 3	0- 1	0- 0	NEUTRAL	0- 1	0- 1	0- 0			
15- 7	0- 0	0- 0	CONFERENCE	1- 1	1- 2	13- 4			
9- 1	0- 0	0- 0	HOME	1- 0	1- 0	7- 1			
5- 5	0- 0	0- 0	AWAY	0- 1	0- 1	5- 3			
1- 1	0- 0	0- 0	NEUTRAL	0- 0	0- 1	1- 0			

RPI 1-25				RPI 26-50				RPI 51-100				RPI 101+				Team's RPI: 160	
RPI	S	Opponent	Score	RPI	S	Opponent	Score	RPI	S	Opponent	Score	RPI	S	Opponent	Score		
14	N	Louisville	53 65	39	H	Princeton	44 77	51	A	South Dakota St.	68 77	101	A	Iona	49 69		
				42	A	St. John's (NY)	47 61	65	H	Hofstra	67 71	101	H	Iona	62 61		
								86	A	Quinnipiac	71 76	101	N	Iona	53 57		
								86	H	Quinnipiac	56 47	114	A	Creighton	46 89		
								91	N	Missouri St.	45 77	120	N	LSU	49 72		
												162	H	Delaware	50 56		
												200	A	Fairfield	72 57		
												200	H	Fairfield	64 63		
												223	A	Canisius	69 71		
												223	H	Canisius	67 55		
												229	A	Siena	56 60		
												229	H	Siena	66 37		
												246	A	Monmouth	52 60		
												246	H	Monmouth	78 55		
												250	A	Manhattan	79 73		
												250	H	Manhattan	59 64		
												250	N	Manhattan	70 58		
												284	A	Rider	74 56		
												284	H	Rider	66 54		
												290	A	Niagara	82 68		
												290	H	Niagara	63 50		
												339	A	Saint Peter's	74 55		
												339	H	Saint Peter's	69 46		
												343	A	Boston U.	73 54		
LAST 12 Division I GAMES:																	
				101	N	Iona	53 57	223	A	Canisius	69 71						
				250	N	Manhattan	70 58	290	A	Niagara	82 68						
				223	H	Canisius	67 55	250	H	Manhattan	59 64						
				229	A	Siena	56 60	339	A	Saint Peter's	74 55						
				200	H	Fairfield	64 63	284	A	Rider	74 56						
				86	A	Quinnipiac	71 76	229	H	Siena	66 37						

Non-Div I Games:

Marist

■ Loss, 
 ■ Non-Conf, 
 S Site, 
 ■ Home 
 ■ Away 
 N Neutral

Average RPI Win:	162	WON-LOST	WINNING	LAST 10	STRENGTH OF	OPP. STRENGTH	TEAM	ADJ.	CONF.	ADJ CONF.
Average RPI Loss:	66	RECORD	PCT. RANK	GAMES	SCHEDULE	OF SCHEDULE	RPI	RPI	RPI	RPI
DIV. I ONLY	14- 16	191	5- 5	41	70	100	100	6	6	
DIV. I NON-CONF.	5- 6	180	0- 0	27	62	102	102	6	6	
TOTALS	RPI 1-25	RPI 26-50	W-L RECORDS	RPI 51-100	RPI 101-150	RPI 150+				
14- 16	0- 3	2- 5	OVERALL	1- 3	3- 4	8- 1				
9- 4	0- 1	2- 1	HOME	1- 1	2- 1	4- 0				
4- 11	0- 2	0- 3	AWAY	0- 2	1- 3	3- 1				
1- 1	0- 0	0- 1	NEUTRAL	0- 0	0- 0	1- 0				
5- 6	0- 3	0- 0	NON-CONFERENCE	1- 1	1- 2	3- 0				
2- 2	0- 1	0- 0	HOME	1- 0	0- 1	1- 0				
2- 4	0- 2	0- 0	AWAY	0- 1	1- 1	1- 0				
1- 0	0- 0	0- 0	NEUTRAL	0- 0	0- 0	1- 0				
9- 10	0- 0	2- 5	CONFERENCE	0- 2	2- 2	5- 1				
7- 2	0- 0	2- 1	HOME	0- 1	2- 0	3- 0				
2- 7	0- 0	0- 3	AWAY	0- 1	0- 2	2- 1				
0- 1	0- 0	0- 1	NEUTRAL	0- 0	0- 0	0- 0				

RPI 1-25				RPI 26-50				RPI 51-100				Team's RPI: 100				RPI 101+			
RPI	S	Opponent	Score	RPI	S	Opponent	Score	RPI	S	Opponent	Score	RPI	S	Opponent	Score	RPI	S	Opponent	Score
5	H	Oregon St.	58 65	29	A	DePaul	86 91	56	A	Villanova	60 81	102	A	Georgetown	72 75				
11	A	Arizona St.	80 90	29	H	DePaul	65 98	56	H	Villanova	75 82	102	H	Georgetown	87 72				
24	A	Green Bay	55 75	41	A	Seton Hall	68 99	59	H	Auburn	70 69	114	A	Creighton	81 83				
				41	H	Seton Hall	89 82	61	A	South Dakota	69 97	114	H	Creighton	79 72				
				41	N	Seton Hall	86 93					124	H	IUPUI	55 60				
				42	A	St. John's (NY)	77 81					148	A	Milwaukee	101 81				
				42	H	St. John's (NY)	67 64					149	A	Northern Ky.	78 83				
												169	A	Xavier	66 71				
												169	H	Xavier	74 69				
												180	A	Butler	80 64				
												180	H	Butler	76 69				
												197	H	Wisconsin	77 61				
												198	N	Richmond	98 80				
												266	A	Providence	92 85				
												266	H	Providence	105 75				
												304	A	FIU	95 83				
LAST 12 Division I GAMES:																			
				41	N	Seton Hall	86 93	56	A	Villanova	60 81								
				29	H	DePaul	65 98	102	A	Georgetown	72 75								
				266	A	Providence	92 85	41	H	Seton Hall	89 82								
				114	A	Creighton	81 83	42	H	St. John's (NY)	67 64								
				169	H	Xavier	74 69	114	H	Creighton	79 72								
				180	H	Butler	76 69	266	H	Providence	105 75								

Non-Div I Games:

Marquette

Average RPI Win:	223	WON-LOST	WINNING	LAST 10	STRENGTH OF	OPP. STRENGTH	TEAM	ADJ.	CONF.	ADJ CONF.
Average RPI Loss:	93	RECORD	PCT. RANK	GAMES	SCHEDULE	OF SCHEDULE	RPI	RPI	RPI	RPI
DIV. I ONLY	17- 10	99	6- 4	188	155	132	132	12	12	
DIV. I NON-CONF.	8- 1	23	0- 0	328	330	138	138	10	10	
TOTALS	RPI 1-25	RPI 26-50	W-L RECORDS	RPI 51-100	RPI 101-150	RPI 150+				
17- 10	0- 1	1- 2	OVERALL	0- 4	1- 0	15- 3				
11- 4	0- 0	1- 1	HOME	0- 2	0- 0	10- 1				
6- 5	0- 0	0- 1	AWAY	0- 2	1- 0	5- 2				
0- 1	0- 1	0- 0	NEUTRAL	0- 0	0- 0	0- 0				
8- 1	0- 1	0- 0	NON-CONFERENCE	0- 0	1- 0	7- 0				
6- 0	0- 0	0- 0	HOME	0- 0	0- 0	6- 0				
2- 0	0- 0	0- 0	AWAY	0- 0	1- 0	1- 0				
0- 1	0- 1	0- 0	NEUTRAL	0- 0	0- 0	0- 0				
9- 9	0- 0	1- 2	CONFERENCE	0- 4	0- 0	8- 3				
5- 4	0- 0	1- 1	HOME	0- 2	0- 0	4- 1				
4- 5	0- 0	0- 1	AWAY	0- 2	0- 0	4- 2				
0- 0	0- 0	0- 0	NEUTRAL	0- 0	0- 0	0- 0				

RPI 1-25				RPI 26-50				RPI 51-100				RPI 101+ Team's RPI: 132			
RPI	S	Opponent	Score	RPI	S	Opponent	Score	RPI	S	Opponent	Score	RPI	S	Opponent	Score
22	N	West Virginia	60 66	30	H	UTEP	79 64	66	A	Middle Tenn.	54 65	136	A	Southern Ill.	61 55
				35	A	Western Ky.	52 81	66	H	Middle Tenn.	73 79	151	A	Old Dominion	55 77
				35	H	Western Ky.	76 80	77	A	Charlotte	77 87	151	H	Old Dominion	80 62
								77	H	Charlotte	61 64	164	A	UAB	64 61
												164	H	UAB	73 65
												170	A	Southern Miss.	63 53
												171	H	Cornell	73 47
												174	A	Fla. Atlantic	73 84
												184	A	Louisiana Tech	54 52
												213	H	Rhode Island	72 62
												225	H	North Texas	63 71
												233	H	Rice	81 52
												261	H	Saint Francis (PA)	81 73
												264	H	UTSA	80 76
												304	A	FIU	65 58
												307	A	Morehead St.	104 101
												342	H	NJIT	63 50
												346	H	Alabama A&M	81 45
												347	H	Norfolk St.	81 67
LAST 12 Division I GAMES:															
				170	A	Southern Miss.	63 53					35	H	Western Ky.	76 80
				184	A	Louisiana Tech	54 52					264	H	UTSA	80 76
				66	H	Middle Tenn.	73 79					30	H	UTEP	79 64
				164	H	UAB	73 65					164	A	UAB	64 61
				151	A	Old Dominion	55 77					66	A	Middle Tenn.	54 65
				77	A	Charlotte	77 87					151	H	Old Dominion	80 62

Non-Div I Games:      Brescia                      92    40                      West Va. Tech                      83    39

Marshall

Loss, Non-Conf, S Site, H Home A Away N Neutral

Maryland

Through Games Of March 8, 2016

Average RPI Win:	123	WON-LOST	WINNING	LAST 10	STRENGTH OF	OPP. STRENGTH	TEAM	ADJ.	CONF.	ADJ CONF.
Average RPI Loss:	5	RECORD	PCT. RANK	GAMES	SCHEDULE	OF SCHEDULE	RPI	RPI	RPI	RPI
DIV. I ONLY	30- 3	7	9- 1	50	33	8	8	5	5	
DIV. I NON-CONF.	11- 1	16	0- 0	94	140	17	17	4	4	
TOTALS	RPI 1-25	RPI 26-50	W-L RECORDS	RPI 51-100	RPI 101-150	RPI 150+				
30- 3	3- 3	1- 0	OVERALL	13- 0	3- 0	10- 0				
15- 1	2- 1	1- 0	HOME	5- 0	1- 0	6- 0				
9- 1	0- 1	0- 0	AWAY	5- 0	1- 0	3- 0				
6- 1	1- 1	0- 0	NEUTRAL	3- 0	1- 0	1- 0				
11- 1	1- 1	0- 0	NON-CONFERENCE	1- 0	2- 0	7- 0				
7- 0	1- 0	0- 0	HOME	0- 0	1- 0	5- 0				
1- 0	0- 0	0- 0	AWAY	0- 0	0- 0	1- 0				
3- 1	0- 1	0- 0	NEUTRAL	1- 0	1- 0	1- 0				
19- 2	2- 2	1- 0	CONFERENCE	12- 0	1- 0	3- 0				
8- 1	1- 1	1- 0	HOME	5- 0	0- 0	1- 0				
8- 1	0- 1	0- 0	AWAY	5- 0	1- 0	2- 0				
3- 0	1- 0	0- 0	NEUTRAL	2- 0	0- 0	0- 0				

RPI	S	Opponent	Score	RPI	S	Opponent	Score	RPI	S	Opponent	Score	RPI	S	Opponent	Score
3	N	UConn	73 83	46	H	Indiana	86 63	51	N	South Dakota St.	62 55	127	N	Pittsburgh	70 49
6	A	Ohio St.	86 94					52	A	Rutgers	73 59	134	A	Penn St.	89 53
6	H	Ohio St.	71 80					60	A	Iowa	76 56	143	H	Detroit	97 41
13	H	Syracuse	82 64					60	N	Iowa	75 55	151	N	Old Dominion	95 49
17	H	Michigan St.	85 76					64	A	Purdue	87 67	154	H	Southern U.	94 61
17	N	Michigan St.	60 44					64	H	Purdue	73 59	178	A	Illinois	79 63
								76	A	Michigan	74 67	197	A	Wisconsin	90 65
								76	H	Michigan	76 56	197	H	Wisconsin	83 77
								81	H	Minnesota	110 77	222	H	Loyola Maryland	97 47
								94	H	Nebraska	89 50	252	H	High Point	105 50
								99	A	Northwestern	79 70	276	H	Central Conn. St.	86 43
								99	H	Northwestern	80 62	281	A	UMES	106 30
								99	N	Northwestern	83 62	320	H	UMass Lowell	102 53
LAST 12 Division I GAMES:															
		17 N Michigan St.	60 44			76 H Michigan	76 56								
		99 N Northwestern	83 62			99 A Northwestern	79 70								
		60 N Iowa	75 55			64 H Purdue	73 59								
		81 H Minnesota	110 77			6 A Ohio St.	86 94								
		197 H Wisconsin	83 77			17 H Michigan St.	85 76								
		52 A Rutgers	73 59			64 A Purdue	87 67								

Non-Div I Games:

Maryland

Loss, Non-Conf, S Site, H Home A Away N Neutral

Massachusetts

Through Games Of March 8, 2016

Average RPI Win:	209	WON-LOST	WINNING	LAST 10	STRENGTH OF	OPP. STRENGTH	TEAM	ADJ.	CONF.	ADJ CONF.
Average RPI Loss:	128	RECORD	PCT. RANK	GAMES	SCHEDULE	OF SCHEDULE	RPI	RPI	RPI	RPI
DIV. I ONLY	12- 18	231	6- 4	206	101	221	221	7	7	
DIV. I NON-CONF.	6- 6	160	0- 1	255	174	197	197	8	8	
TOTALS	RPI 1-25	RPI 26-50	W-L RECORDS	RPI 51-100	RPI 101-150	RPI 150+				
12- 18	0- 2	1- 2	OVERALL	2- 4	0- 2	9- 8				
7- 6	0- 0	1- 0	HOME	2- 1	0- 2	4- 3				
4- 10	0- 2	0- 2	AWAY	0- 2	0- 0	4- 4				
1- 2	0- 0	0- 0	NEUTRAL	0- 1	0- 0	1- 1				
6- 6	0- 0	0- 1	NON-CONFERENCE	1- 2	0- 1	5- 2				
4- 1	0- 0	0- 0	HOME	1- 0	0- 1	3- 0				
2- 4	0- 0	0- 1	AWAY	0- 1	0- 0	2- 2				
0- 1	0- 0	0- 0	NEUTRAL	0- 1	0- 0	0- 0				
6- 12	0- 2	1- 1	CONFERENCE	1- 2	0- 1	4- 6				
3- 5	0- 0	1- 0	HOME	1- 1	0- 1	1- 3				
2- 6	0- 2	0- 1	AWAY	0- 1	0- 0	2- 2				
1- 1	0- 0	0- 0	NEUTRAL	0- 0	0- 0	1- 1				

RPI 1-25				RPI 26-50				RPI 51-100				RPI 101+ Team's RPI: 221			
RPI	S	Opponent	Score	RPI	S	Opponent	Score	RPI	S	Opponent	Score	RPI	S	Opponent	Score
18	A	Duquesne	64 73	36	A	St. Bonaventure	41 66	53	A	Saint Louis	49 69	116	H	Saint Joseph's	58 62
22	A	George Washington	50 67	36	H	St. Bonaventure	69 60	57	N	Ball St.	54 81	130	H	Buffalo	48 56
				47	A	Duke	46 70	65	H	Hofstra	57 56	161	H	Fordham	55 60
								71	H	VCU	66 74	161	N	Fordham	62 73
								83	H	Dayton	76 69	168	A	George Mason	59 64
								93	A	Harvard	65 67	189	A	Davidson	66 62
												198	H	Richmond	68 74
												202	A	Colorado	63 90
												213	A	Rhode Island	71 64
												213	H	Rhode Island	79 80
												217	H	Hartford	63 57
												224	A	Bryant	86 69
												254	A	Holy Cross	74 60
												276	A	Central Conn. St.	68 78
												280	A	La Salle	57 66
												280	H	La Salle	80 57
												280	N	La Salle	81 65
												320	H	UMass Lowell	84 58
												343	H	Boston U.	73 56
LAST 12 Division I GAMES:															
		161	N	Fordham	62	73				83	H	Dayton	76	69	
		280	N	La Salle	81	65				36	H	St. Bonaventure	69	60	
		57	N	Ball St.	54	81				280	A	La Salle	57	66	
		280	H	La Salle	80	57				161	H	Fordham	55	60	
		213	A	Rhode Island	71	64				18	A	Duquesne	64	73	
		189	A	Davidson	66	62				168	A	George Mason	59	64	

Non-Div I Games:

Massachusetts

Loss, Non-Conf, S Site, H Home A Away N Neutral

Average RPI Win:	259	WON-LOST	WINNING	LAST 10	STRENGTH OF	OPP. STRENGTH	TEAM	ADJ.	CONF.	ADJ CONF.
Average RPI Loss:	138	RECORD	PCT. RANK	GAMES	SCHEDULE	OF SCHEDULE	RPI	RPI	RPI	RPI
DIV. I ONLY	16- 11	121	6- 4	255	222	144	144	25	25	
DIV. I NON-CONF.	5- 4	138	0- 0	130	41	92	92	26	26	
TOTALS	RPI 1-25	RPI 26-50	W-L RECORDS	RPI 51-100	RPI 101-150	RPI 150+				
16- 11	0- 1	0- 1	OVERALL	0- 4	2- 1	14- 4				
9- 2	0- 0	0- 0	HOME	0- 1	1- 0	8- 1				
6- 9	0- 1	0- 1	AWAY	0- 3	1- 1	5- 3				
1- 0	0- 0	0- 0	NEUTRAL	0- 0	0- 0	1- 0				
5- 4	0- 1	0- 1	NON-CONFERENCE	0- 1	1- 0	4- 1				
2- 0	0- 0	0- 0	HOME	0- 0	0- 0	2- 0				
2- 4	0- 1	0- 1	AWAY	0- 1	1- 0	1- 1				
1- 0	0- 0	0- 0	NEUTRAL	0- 0	0- 0	1- 0				
11- 7	0- 0	0- 0	CONFERENCE	0- 3	1- 1	10- 3				
7- 2	0- 0	0- 0	HOME	0- 1	1- 0	6- 1				
4- 5	0- 0	0- 0	AWAY	0- 2	0- 1	4- 2				
0- 0	0- 0	0- 0	NEUTRAL	0- 0	0- 0	0- 0				

RPI 1-25				RPI 26-50				RPI 51-100				RPI 101+ Team's RPI: 144			
RPI	S	Opponent	Score	RPI	S	Opponent	Score	RPI	S	Opponent	Score	RPI	S	Opponent	Score
2	A	Baylor	46 105	40	A	Chattanooga	53 68	74	A	Tulane	55 74	117	A	Northwestern St.	64 85
								79	A	Abilene Christian	62 79	117	H	Northwestern St.	78 74
								97	A	Central Ark.	52 76	147	A	UT Arlington	63 57
								97	H	Central Ark.	56 70	175	A	Ole Miss	56 96
												184	A	Louisiana Tech	74 71
												199	A	SFA	55 80
												214	N	Dartmouth	78 56
												233	H	Rice	61 53
												237	H	Sam Houston St.	82 79
												248	A	Houston Baptist	71 64
												273	H	La.-Monroe	72 62
												287	A	Lamar	76 69
												287	H	Lamar	92 84
												306	A	Nicholls St.	81 85
												306	H	Nicholls St.	96 62
												313	H	A&M-Corpus Christi	72 51
												318	A	Southeastern La.	83 74
												318	H	Southeastern La.	96 79
												330	H	Incarinate Word	55 68
												331	A	New Orleans	77 74
												331	H	New Orleans	92 63
LAST 12 Division I GAMES:															
				97	A	Central Ark.	52 76	318	A	Southeastern La.	83 74				
				306	H	Nicholls St.	96 62	306	A	Nicholls St.	81 85				
				287	A	Lamar	76 69	331	H	New Orleans	92 63				
				287	H	Lamar	92 84	331	A	New Orleans	77 74				
				97	H	Central Ark.	56 70	318	H	Southeastern La.	96 79				
				117	A	Northwestern St.	64 85	117	H	Northwestern St.	78 74				

Non-Div I Games: Southern-N.O. 97 61 Louisiana Col. 73 59 Loyola (LA) 70 69

McNeese St.

Loss, Non-Conf, S Site, H Home A Away N Neutral

Average RPI Win:	188	WON-LOST	WINNING	LAST 10	STRENGTH OF	OPP. STRENGTH	TEAM	ADJ.	CONF.	ADJ CONF.
Average RPI Loss:	87	RECORD	PCT. RANK	GAMES	SCHEDULE	OF SCHEDULE	RPI	RPI	RPI	RPI
DIV. I ONLY	18- 12	113	7- 3	137	79	110	110	9	9	
DIV. I NON-CONF.	6- 5	146	0- 0	147	86	154	154	7	7	
TOTALS	RPI 1-25	RPI 26-50	W-L RECORDS	RPI 51-100	RPI 101-150	RPI 150+				
18- 12	1- 4	0- 0	OVERALL	3- 4	4- 1	10- 3				
12- 4	1- 2	0- 0	HOME	2- 1	3- 0	6- 1				
6- 7	0- 2	0- 0	AWAY	1- 2	1- 1	4- 2				
0- 1	0- 0	0- 0	NEUTRAL	0- 1	0- 0	0- 0				
6- 5	0- 1	0- 0	NON-CONFERENCE	1- 2	2- 1	3- 1				
5- 2	0- 1	0- 0	HOME	0- 1	2- 0	3- 0				
1- 3	0- 0	0- 0	AWAY	1- 1	0- 1	0- 1				
0- 0	0- 0	0- 0	NEUTRAL	0- 0	0- 0	0- 0				
12- 7	1- 3	0- 0	CONFERENCE	2- 2	2- 0	7- 2				
7- 2	1- 1	0- 0	HOME	2- 0	1- 0	3- 1				
5- 4	0- 2	0- 0	AWAY	0- 1	1- 0	4- 1				
0- 1	0- 0	0- 0	NEUTRAL	0- 1	0- 0	0- 0				

RPI 1-25				RPI 26-50				RPI 51-100				RPI 101+ Team's RPI: 110			
RPI	S	Opponent	Score	RPI	S	Opponent	Score	RPI	S	Opponent	Score	RPI	S	Opponent	Score
3	A	UConn	40 83					53	H	Saint Louis	57 63	102	H	Georgetown	57 53
3	H	UConn	46 86					70	A	Central Mich.	64 61	104	A	Little Rock	53 61
20	A	South Fla.	82 97					72	A	Temple	58 82	136	H	Southern Ill.	61 58
20	H	South Fla.	88 87					72	H	Temple	100 97	145	A	East Carolina	79 78
22	H	George Washington	62 68					74	H	Tulane	83 67	145	H	East Carolina	93 83
								74	N	Tulane	64 70	178	H	Illinois	81 75
								81	A	Minnesota	60 70	192	A	Tulsa	69 58
												192	H	Tulsa	59 65
												194	A	SMU	49 58
												220	A	Kansas	63 72
												240	A	Cincinnati	64 47
												240	H	Cincinnati	54 51
												277	A	UCF	69 52
												277	H	UCF	75 59
												285	A	Houston	77 64
												285	H	Houston	74 57
												297	H	Jacksonville St.	70 55
												340	H	Eastern Ill.	80 49
LAST 12 Division I GAMES:															
		74 N Tulane	64 70			277 A UCF	69 52								
		285 A Houston	77 64			240 H Cincinnati	54 51								
		145 H East Carolina	93 83			3 A UConn	40 83								
		20 A South Fla.	82 97			277 H UCF	75 59								
		72 H Temple	100 97			192 A Tulsa	69 58								
		145 A East Carolina	79 78			20 H South Fla.	88 87								

Non-Div I Games:

Memphis

■ Loss, 
 ■ Non-Conf, 
 ■ S Site, 
 ■ H Home 
 ■ A Away 
 N Neutral

Average RPI Win:	252	WON-LOST	WINNING	LAST 10	STRENGTH OF	OPP. STRENGTH	TEAM	ADJ.	CONF.	ADJ CONF.
Average RPI Loss:	70	RECORD	PCT. RANK	GAMES	SCHEDULE	OF SCHEDULE	RPI	RPI	RPI	RPI
DIV. I ONLY	22- 8	53	8- 2	242	209	112	112	17	17	
DIV. I NON-CONF.	8- 5	120	0- 0	237	283	159	159	15	15	
TOTALS	RPI 1-25	RPI 26-50	W-L RECORDS	RPI 51-100	RPI 101-150	RPI 150+				
22- 8	0- 1	1- 3	OVERALL	0- 2	2- 1	19- 1				
10- 3	0- 0	1- 0	HOME	0- 1	1- 1	8- 1				
9- 3	0- 1	0- 2	AWAY	0- 0	1- 0	8- 0				
3- 2	0- 0	0- 1	NEUTRAL	0- 1	0- 0	3- 0				
8- 5	0- 1	0- 1	NON-CONFERENCE	0- 2	0- 1	8- 0				
4- 2	0- 0	0- 0	HOME	0- 1	0- 1	4- 0				
3- 2	0- 1	0- 1	AWAY	0- 0	0- 0	3- 0				
1- 1	0- 0	0- 0	NEUTRAL	0- 1	0- 0	1- 0				
14- 3	0- 0	1- 2	CONFERENCE	0- 0	2- 0	11- 1				
6- 1	0- 0	1- 0	HOME	0- 0	1- 0	4- 1				
6- 1	0- 0	0- 1	AWAY	0- 0	1- 0	5- 0				
2- 1	0- 0	0- 1	NEUTRAL	0- 0	0- 0	2- 0				

RPI 1-25				RPI 26-50				RPI 51-100				RPI 101+ Team's RPI: 112			
RPI	S	Opponent	Score	RPI	S	Opponent	Score	RPI	S	Opponent	Score	RPI	S	Opponent	Score
15	A	Florida St.	36 79	37	A	Georgia	44 57	53	H	Saint Louis	60 68	111	A	Samford	63 60
				40	A	Chattanooga	45 67	77	N	Charlotte	62 72	111	H	Samford	63 61
				40	H	Chattanooga	67 44					136	H	Southern Ill.	52 55
				40	N	Chattanooga	57 65					165	A	ETSU	61 45
												165	H	ETSU	53 55
												215	A	Furman	61 50
												215	H	Furman	64 62
												215	N	Furman	64 50
												227	H	Col. of Charleston	66 58
												279	A	Tennessee Tech	63 47
												286	A	Kennesaw St.	72 61
												288	A	Florida A&M	54 50
												292	H	Ga. Southern	62 50
												297	H	Jacksonville St.	46 39
												298	A	Western Caro.	92 88
												298	H	Western Caro.	63 42
												308	A	Wofford	70 61
												308	H	Wofford	80 32
												312	A	UNCG	86 78
												312	H	UNCG	81 47
												312	N	UNCG	75 53
												326	H	North Florida	68 54
												328	N	Howard	70 53
LAST 12 Division I GAMES:															
				40	N	Chattanooga	57 65	165	A	ETSU	61 45				
				215	N	Furman	64 50	111	H	Samford	63 61				
				312	N	UNCG	75 53	312	H	UNCG	81 47				
				215	H	Furman	64 62	298	H	Western Caro.	63 42				
				308	H	Wofford	80 32	215	A	Furman	61 50				
				40	A	Chattanooga	45 67	308	A	Wofford	70 61				

Non-Div I Games: Faulkner 86 33 Coastal Ga. 87 48

Mercer

Loss, Non-Conf, S Site, H Home A Away N Neutral



Average RPI Win:	151	WON-LOST	WINNING	LAST 10	STRENGTH OF	OPP. STRENGTH	TEAM	ADJ.	CONF.	ADJ CONF.
Average RPI Loss:	21	RECORD	PCT. RANK	GAMES	SCHEDULE	OF SCHEDULE	RPI	RPI	RPI	RPI
DIV. I ONLY	24- 8	48	6- 4	39	48	26	26	4	4	
DIV. I NON-CONF.	12- 1	9	0- 0	163	150	37	37	5	5	
TOTALS	RPI 1-25	RPI 26-50	W-L RECORDS	RPI 51-100	RPI 101-150	RPI 150+				
24- 8	1- 7	3- 0	OVERALL	2- 0	8- 1	10- 0				
13- 3	0- 3	2- 0	HOME	0- 0	5- 0	6- 0				
8- 3	0- 2	0- 0	AWAY	2- 0	2- 1	4- 0				
3- 2	1- 2	1- 0	NEUTRAL	0- 0	1- 0	0- 0				
12- 1	0- 1	1- 0	NON-CONFERENCE	1- 0	2- 0	8- 0				
8- 0	0- 0	0- 0	HOME	0- 0	2- 0	6- 0				
3- 0	0- 0	0- 0	AWAY	1- 0	0- 0	2- 0				
1- 1	0- 1	1- 0	NEUTRAL	0- 0	0- 0	0- 0				
12- 7	1- 6	2- 0	CONFERENCE	1- 0	6- 1	2- 0				
5- 3	0- 3	2- 0	HOME	0- 0	3- 0	0- 0				
5- 3	0- 2	0- 0	AWAY	1- 0	2- 1	2- 0				
2- 1	1- 1	0- 0	NEUTRAL	0- 0	1- 0	0- 0				

RPI 1-25				RPI 26-50				Team's RPI: 26	RPI 51-100				RPI 101+			
RPI	S	Opponent	Score	RPI	S	Opponent	Score		RPI	S	Opponent	Score	RPI	S	Opponent	Score
1	A	Notre Dame	69 90	46	N	Indiana	89 75		73	A	Georgia Tech	58 55	103	H	Wright St.	80 67
1	N	Notre Dame	67 78	47	H	Duke	61 53		77	A	Charlotte	77 70	109	A	Virginia	56 76
2	N	Baylor	81 88	49	H	North Carolina St.	73 44						118	A	Boston College	67 62
13	H	Syracuse	51 57										121	A	Virginia Tech	57 45
14	H	Louisville	51 79										121	H	Virginia Tech	67 56
15	A	Florida St.	67 70										127	H	Pittsburgh	79 55
15	H	Florida St.	58 69										127	N	Pittsburgh	77 55
15	N	Florida St.	74 56										138	H	Wake Forest	71 60
													148	H	Milwaukee	77 38
													151	A	Old Dominion	61 35
													153	A	North Carolina	76 61
													173	A	Loyola Chicago	77 50
													178	H	Illinois	73 64
													242	H	Bethune-Cookman	55 47
													245	H	Coppin St.	78 59
													256	A	Clemson	83 49
													280	H	La Salle	86 58
													304	H	FIU	83 55
													320	H	UMass Lowell	84 53
LAST 12 Division I GAMES:																
		1 N Notre Dame	67 78			1 A Notre Dame	69 90									
		15 N Florida St.	74 56			73 A Georgia Tech	58 55									
		127 N Pittsburgh	77 55			47 H Duke	61 53									
		15 A Florida St.	67 70			118 A Boston College	67 62									
		14 H Louisville	51 79			13 H Syracuse	51 57									
		121 H Virginia Tech	67 56			121 A Virginia Tech	57 45									

Non-Div I Games:

Miami (FL)

■ Loss, 
■ Non-Conf, S Site, 
■ Home 
■ Away 
N Neutral

Average RPI Win:	265	WON-LOST	WINNING	LAST 10	STRENGTH OF	OPP. STRENGTH	TEAM	ADJ.	CONF.	ADJ CONF.
Average RPI Loss:	138	RECORD	PCT. RANK	GAMES	SCHEDULE	OF SCHEDULE	RPI	RPI	RPI	RPI
DIV. I ONLY	9- 21	276	0- 10	220	161	282	282	11	11	
DIV. I NON-CONF.	6- 5	146	0- 0	311	239	239	239	13	13	
TOTALS	RPI 1-25	RPI 26-50	W-L RECORDS	RPI 51-100	RPI 101-150	RPI 150+				
9- 21	0- 0	0- 2	OVERALL	0- 5	1- 8	8- 6				
7- 8	0- 0	0- 1	HOME	0- 2	1- 3	6- 2				
1- 13	0- 0	0- 1	AWAY	0- 3	0- 5	1- 4				
1- 0	0- 0	0- 0	NEUTRAL	0- 0	0- 0	1- 0				
6- 5	0- 0	0- 0	NON-CONFERENCE	0- 1	0- 2	6- 2				
4- 2	0- 0	0- 0	HOME	0- 0	0- 1	4- 1				
1- 3	0- 0	0- 0	AWAY	0- 1	0- 1	1- 1				
1- 0	0- 0	0- 0	NEUTRAL	0- 0	0- 0	1- 0				
3- 16	0- 0	0- 2	CONFERENCE	0- 4	1- 6	2- 4				
3- 6	0- 0	0- 1	HOME	0- 2	1- 2	2- 1				
0- 10	0- 0	0- 1	AWAY	0- 2	0- 4	0- 3				
0- 0	0- 0	0- 0	NEUTRAL	0- 0	0- 0	0- 0				

RPI S	Opponent	Score	RPI S	Opponent	Score	RPI S	Opponent	Score	RPI S	Opponent	Score	Team's RPI: 282
43	A Ohio	44 72	43	H Ohio	58 77	57	A Ball St.	41 66	105	A UT Martin	47 74	
						70	A Central Mich.	54 77	106	H Toledo	50 55	
						70	H Central Mich.	58 72	123	A Akron	54 66	
						76	A Michigan	55 97	123	A Akron	65 77	
						87	H Eastern Mich.	46 70	123	H Akron	62 65	
									130	A Buffalo	39 58	
									130	H Buffalo	69 58	
									142	A Western Mich.	66 80	
									149	H Northern Ky.	57 71	
									174	A Fla. Atlantic	65 68	
									177	H Eastern Ky.	72 77	
									205	H Oakland	65 54	
									243	A Valparaiso	75 72	
									258	A Bowling Green	56 76	
									258	H Bowling Green	58 64	
									259	A Northern Ill.	73 92	
									259	H Northern Ill.	66 60	
									269	H Austin Peay	75 60	
									307	H Morehead St.	59 57	
									319	A Kent St.	53 59	
									319	H Kent St.	55 52	
									322	N LIU Brooklyn	68 49	
									332	H Evansville	91 85	
LAST 12 Division I GAMES:												
123	A Akron	54 66	43	A Ohio	44 72							
43	H Ohio	58 77	87	H Eastern Mich.	46 70							
319	A Kent St.	53 59	259	A Northern Ill.	73 92							
258	A Bowling Green	56 76	123	A Akron	65 77							
123	H Akron	62 65	319	H Kent St.	55 52							
130	A Buffalo	39 58	70	A Central Mich.	54 77							

Non-Div I Games:

Miami (OH)

■ Loss, 
 ■ Non-Conf, 
 ■ S Site, 
 ■ Home 
 ■ A Away 
 N Neutral

## Michigan

Through Games Of March 8, 2016

Average RPI Win:	149	WON-LOST	WINNING	LAST 10	STRENGTH OF	OPP. STRENGTH	TEAM	ADJ.	CONF.	ADJ CONF.
Average RPI Loss:	42	RECORD	PCT. RANK	GAMES	SCHEDULE	OF SCHEDULE	RPI	RPI	RPI	RPI
DIV. I ONLY	17- 13	137	6- 4	40	38	76	76	5	5	
DIV. I NON-CONF.	8- 3	77	0- 0	101	110	79	79	4	4	
TOTALS	RPI 1-25	RPI 26-50	W-L RECORDS	RPI 51-100	RPI 101-150	RPI 150+				
17- 13	0- 5	0- 2	OVERALL	5- 6	5- 0	7- 0				
12- 5	0- 3	0- 0	HOME	2- 2	3- 0	7- 0				
5- 7	0- 2	0- 2	AWAY	3- 3	2- 0	0- 0				
0- 1	0- 0	0- 0	NEUTRAL	0- 1	0- 0	0- 0				
8- 3	0- 1	0- 1	NON-CONFERENCE	0- 1	3- 0	5- 0				
7- 1	0- 1	0- 0	HOME	0- 0	2- 0	5- 0				
1- 2	0- 0	0- 1	AWAY	0- 1	1- 0	0- 0				
0- 0	0- 0	0- 0	NEUTRAL	0- 0	0- 0	0- 0				
9- 10	0- 4	0- 1	CONFERENCE	5- 5	2- 0	2- 0				
5- 4	0- 2	0- 0	HOME	2- 2	1- 0	2- 0				
4- 5	0- 2	0- 1	AWAY	3- 2	1- 0	0- 0				
0- 1	0- 0	0- 0	NEUTRAL	0- 1	0- 0	0- 0				

RPI 1-25				RPI 26-50				RPI 51-100				Team's RPI: 76		RPI 101+			
RPI	S	Opponent	Score	RPI	S	Opponent	Score	RPI	S	Opponent	Score			RPI	S	Opponent	Score
6	H	Ohio St.	93 97	39	A	Princeton	57 74	52	A	Rutgers	50 72			127	H	Pittsburgh	82 45
8	A	Maryland	56 76	46	A	Indiana	69 77	60	A	Iowa	69 85			134	A	Penn St.	91 87
8	H	Maryland	67 74					60	H	Iowa	82 75			134	H	Penn St.	78 73
9	H	UCLA	77 86					60	N	Iowa	85 97			139	H	Oral Roberts	61 44
17	A	Michigan St.	64 85					64	A	Purdue	68 61			143	A	Detroit	88 61
								64	H	Purdue	63 65			169	H	Xavier	92 54
								81	A	Minnesota	93 86			178	H	Illinois	96 83
								81	H	Minnesota	92 76			197	H	Wisconsin	82 65
								87	A	Eastern Mich.	63 64			210	H	USC Upstate	119 61
								94	H	Nebraska	81 93			217	H	Hartford	83 47
								99	A	Northwestern	70 65			219	H	Binghamton	90 62
														282	H	Miami (OH)	97 55
LAST 12 Division I GAMES:																	
		60	N	Iowa			85 97			197	H	Wisconsin		82 65			
		52	A	Rutgers			50 72			178	H	Illinois		96 83			
		99	A	Northwestern			70 65			17	A	Michigan St.		64 85			
		134	H	Penn St.			78 73			81	H	Minnesota		92 76			
		8	A	Maryland			56 76			60	A	Iowa		69 85			
		64	A	Purdue			68 61			94	H	Nebraska		81 93			

Non-Div I Games:

Michigan

■ Loss, 
 ■ Non-Conf, 
 ■ S Site, 
 ■ H Home 
 ■ A Away 
 N Neutral

Average RPI Win:	117	WON-LOST	WINNING	LAST 10	STRENGTH OF	OPP. STRENGTH	TEAM	ADJ.	CONF.	ADJ CONF.
Average RPI Loss:	39	RECORD	PCT. RANK	GAMES	SCHEDULE	OF SCHEDULE	RPI	RPI	RPI	RPI
DIV. I ONLY	24- 8	48	6- 4	24	16	17	17	5	5	
DIV. I NON-CONF.	9- 2	37	0- 0	67	51	33	33	4	4	
TOTALS	RPI 1-25	RPI 26-50	W-L RECORDS	RPI 51-100	RPI 101-150	RPI 150+				
24- 8	2- 5	1- 1	OVERALL	9- 1	3- 1	9- 0				
13- 2	1- 1	1- 0	HOME	6- 0	2- 1	3- 0				
8- 4	0- 2	0- 1	AWAY	2- 1	1- 0	5- 0				
3- 2	1- 2	0- 0	NEUTRAL	1- 0	0- 0	1- 0				
9- 2	0- 2	1- 0	NON-CONFERENCE	0- 0	2- 0	6- 0				
5- 1	0- 1	1- 0	HOME	0- 0	2- 0	2- 0				
3- 0	0- 0	0- 0	AWAY	0- 0	0- 0	3- 0				
1- 1	0- 1	0- 0	NEUTRAL	0- 0	0- 0	1- 0				
15- 6	2- 3	0- 1	CONFERENCE	9- 1	1- 1	3- 0				
8- 1	1- 0	0- 0	HOME	6- 0	0- 1	1- 0				
5- 4	0- 2	0- 1	AWAY	2- 1	1- 0	2- 0				
2- 1	1- 1	0- 0	NEUTRAL	1- 0	0- 0	0- 0				

RPI 1-25				Team's RPI: 17		RPI 26-50				RPI 51-100				RPI 101+			
RPI	S	Opponent	Score	RPI	S	Opponent	Score	RPI	S	Opponent	Score	RPI	S	Opponent	Score		
2	N	Baylor	76 84	37	H	Georgia	66 45	52	A	Rutgers	70 67	134	A	Penn St.	71 55		
6	A	Ohio St.	80 85	46	A	Indiana	65 81	52	H	Rutgers	59 48	134	H	Penn St.	61 65		
6	H	Ohio St.	107 105					60	A	Iowa	74 69	142	H	Western Mich.	78 40		
6	N	Ohio St.	82 63					60	H	Iowa	80 73	143	H	Detroit	81 42		
8	A	Maryland	76 85					64	H	Purdue	68 56	159	A	Northeastern	77 51		
8	N	Maryland	44 60					64	N	Purdue	65 64	173	H	Loyola Chicago	76 47		
14	H	Louisville	78 85					76	H	Michigan	85 64	178	A	Illinois	71 43		
								81	H	Minnesota	114 106	189	A	Davidson	73 44		
								94	A	Nebraska	66 73	193	H	Idaho St.	79 60		
								99	H	Northwestern	74 51	197	A	Wisconsin	77 54		
												197	H	Wisconsin	77 67		
												205	A	Oakland	82 62		
												240	N	Cincinnati	103 63		
LAST 12 Division I GAMES:																	
		8 N Maryland	44 60			81 H Minnesota	114 106										
		6 N Ohio St.	82 63			52 A Rutgers	70 67										
		64 N Purdue	65 64			94 A Nebraska	66 73										
		8 A Maryland	76 85			134 H Penn St.	61 65										
		6 H Ohio St.	107 105			60 A Iowa	74 69										
		178 A Illinois	71 43			76 H Michigan	85 64										

Non-Div I Games:

Michigan St.

## Middle Tenn.

## Through Games Of March 8, 2016

Average RPI Win:	193	WON-LOST	WINNING	LAST 10	STRENGTH OF	OPP. STRENGTH	TEAM	ADJ.	CONF.	ADJ CONF.
Average RPI Loss:	76	RECORD	PCT. RANK	GAMES	SCHEDULE	OF SCHEDULE	RPI	RPI	RPI	RPI
DIV. I ONLY	21- 8	57	9- 1	115	110	66	66	12	12	
DIV. I NON-CONF.	6- 5	146	0- 0	143	89	131	131	10	10	
TOTALS	RPI 1-25	RPI 26-50	W-L RECORDS	RPI 51-100	RPI 101-150	RPI 150+				
21- 8	0- 1	1- 3	OVERALL	2- 1	2- 1	16- 2				
11- 3	0- 1	1- 0	HOME	2- 0	1- 1	7- 1				
10- 4	0- 0	0- 2	AWAY	0- 0	1- 0	9- 0				
0- 1	0- 0	0- 0	NEUTRAL	0- 0	0- 0	0- 1				
6- 5	0- 1	0- 1	NON-CONFERENCE	1- 1	0- 1	5- 1				
3- 2	0- 1	0- 0	HOME	1- 0	0- 1	2- 0				
3- 2	0- 0	0- 1	AWAY	0- 1	0- 0	3- 0				
0- 1	0- 0	0- 0	NEUTRAL	0- 0	0- 0	0- 1				
15- 3	0- 0	1- 2	CONFERENCE	1- 0	2- 0	11- 1				
8- 1	0- 0	1- 0	HOME	1- 0	1- 0	5- 1				
7- 2	0- 0	0- 2	AWAY	0- 0	1- 0	6- 0				
0- 0	0- 0	0- 0	NEUTRAL	0- 0	0- 0	0- 0				

RPI 1-25				RPI 26-50				RPI 51-100 Team's RPI: 66				RPI 101+			
RPI	S	Opponent	Score	RPI	S	Opponent	Score	RPI	S	Opponent	Score	RPI	S	Opponent	Score
12	H	Kentucky	52 68	30	A	UTEP	73 84	70	A	Central Mich.	59 81	109	H	Virginia	66 70
				35	A	Western Ky.	51 62	77	H	Charlotte	72 67	132	A	Marshall	79 73
				35	H	Western Ky.	83 75	91	H	Missouri St.	70 54	132	H	Marshall	65 54
				43	A	Ohio	49 72					151	H	Old Dominion	58 61
												158	N	Alabama	46 64
												164	A	UAB	77 72
												164	H	UAB	68 40
												169	A	Xavier	62 53
												170	H	Southern Miss.	74 44
												174	A	Fla. Atlantic	83 73
												174	H	Fla. Atlantic	71 65
												175	H	Ole Miss	84 75
												184	H	Louisiana Tech	68 57
												225	A	North Texas	76 52
												233	A	Rice	61 60
												264	A	UTSA	74 63
												269	A	Austin Peay	86 55
												279	H	Tennessee Tech	69 53
												304	A	FIU	85 62
												304	H	FIU	77 55
												324	A	Nevada	90 46
LAST 12 Division I GAMES:															
304	H	FIU	77 55	184	H	Louisiana Tech	68 57								
174	H	Fla. Atlantic	71 65	304	A	FIU	85 62								
132	A	Marshall	79 73	174	A	Fla. Atlantic	83 73								
35	A	Western Ky.	51 62	35	H	Western Ky.	83 75								
164	A	UAB	77 72	132	H	Marshall	65 54								
170	H	Southern Miss.	74 44	233	A	Rice	61 60								

Non-Div I Games:

Middle Tenn.

■ Loss, 
■ Non-Conf, S Site, 
■ Home 
■ Away 
N Neutral

Average RPI Win:	<b>237</b>	WON-LOST	WINNING	LAST 10	STRENGTH OF	OPP. STRENGTH	TEAM	ADJ.	CONF.	ADJ CONF.
Average RPI Loss:	<b>117</b>	RECORD	PCT. RANK	GAMES	SCHEDULE	OF SCHEDULE	RPI	RPI	RPI	RPI
DIV. I ONLY	<b>18- 11</b>	<b>102</b>	<b>7- 3</b>	<b>267</b>	<b>139</b>	<b>148</b>	<b>148</b>	<b>14</b>	<b>14</b>	
DIV. I NON-CONF.	<b>6- 5</b>	<b>146</b>	<b>0- 0</b>	<b>346</b>	<b>154</b>	<b>274</b>	<b>274</b>	<b>16</b>	<b>16</b>	
TOTALS	RPI 1-25	RPI 26-50	W-L RECORDS	RPI 51-100	RPI 101-150	RPI 150+				
18- 11	0- 2	0- 1	OVERALL	0- 2	4- 4	14- 2				
9- 5	0- 1	0- 0	HOME	0- 1	2- 2	7- 1				
8- 6	0- 1	0- 1	AWAY	0- 1	2- 2	6- 1				
1- 0	0- 0	0- 0	NEUTRAL	0- 0	0- 0	1- 0				
6- 5	0- 0	0- 1	NON-CONFERENCE	0- 2	0- 0	6- 2				
3- 2	0- 0	0- 0	HOME	0- 1	0- 0	3- 1				
2- 3	0- 0	0- 1	AWAY	0- 1	0- 0	2- 1				
1- 0	0- 0	0- 0	NEUTRAL	0- 0	0- 0	1- 0				
12- 6	0- 2	0- 0	CONFERENCE	0- 0	4- 4	8- 0				
6- 3	0- 1	0- 0	HOME	0- 0	2- 2	4- 0				
6- 3	0- 1	0- 0	AWAY	0- 0	2- 2	4- 0				
0- 0	0- 0	0- 0	NEUTRAL	0- 0	0- 0	0- 0				

RPI 1-25				RPI 26-50				RPI 51-100				RPI 101+ Team's RPI: 148			
RPI	S	Opponent	Score	RPI	S	Opponent	Score	RPI	S	Opponent	Score	RPI	S	Opponent	Score
24	A	Green Bay	46 <b>69</b>	26	A	Miami (FL)	38 <b>77</b>	99	A	Northwestern	44 <b>69</b>	103	A	Wright St.	82 60
24	H	Green Bay	42 <b>63</b>					100	H	Marquette	81 <b>101</b>	103	H	Wright St.	68 57
												125	A	Youngstown St.	67 <b>69</b>
												125	H	Youngstown St.	62 <b>70</b>
												143	A	Detroit	76 <b>80</b>
												143	H	Detroit	79 <b>89</b>
												149	A	Northern Ky.	86 60
												149	H	Northern Ky.	78 71
												174	A	Fla. Atlantic	67 <b>71</b>
												205	A	Oakland	98 95
												205	H	Oakland	77 64
												243	A	Valparaiso	70 60
												243	H	Valparaiso	82 60
												251	A	Ill.-Chicago	62 56
												251	H	Ill.-Chicago	54 53
												259	H	Northern Ill.	73 58
												260	A	Cleveland St.	62 46
												260	H	Cleveland St.	59 58
												280	N	La Salle	69 53
												301	H	Denver	49 <b>56</b>
												302	H	UMKC	70 48
												315	H	IPFW	73 60
												340	A	Eastern Ill.	82 71
												344	A	Chicago St.	55 48
LAST 12 Division I GAMES:															
143	A	Detroit	76 <b>80</b>	125	H	Youngstown St.	62 <b>70</b>								
205	A	Oakland	98 95	260	H	Cleveland St.	59 58								
103	H	Wright St.	68 57	24	A	Green Bay	46 <b>69</b>								
149	H	Northern Ky.	78 71	205	H	Oakland	77 64								
251	A	Ill.-Chicago	62 56	143	H	Detroit	79 <b>89</b>								
243	A	Valparaiso	70 60	149	A	Northern Ky.	86 60								

Non-Div I Games:

Milwaukee

■ Loss, 
 ■ Non-Conf, S Site, 
 ■ Home 
 ■ Away 
 N Neutral

Average RPI Win:	151	WON-LOST	WINNING	LAST 10	STRENGTH OF	OPP. STRENGTH	TEAM	ADJ.	CONF.	ADJ CONF.
Average RPI Loss:	65	RECORD	PCT. RANK	GAMES	SCHEDULE	OF SCHEDULE	RPI	RPI	RPI	RPI
DIV. I ONLY	19- 11	94	5- 5	92	40	81	81	5	5	
DIV. I NON-CONF.	8- 3	77	0- 0	232	169	128	128	4	4	
TOTALS	RPI 1-25	RPI 26-50	W-L RECORDS	RPI 51-100	RPI 101-150	RPI 150+				
19- 11	1- 2	1- 2	OVERALL	7- 6	2- 0	8- 1				
14- 2	1- 0	1- 0	HOME	6- 1	2- 0	4- 1				
4- 7	0- 2	0- 2	AWAY	1- 3	0- 0	3- 0				
1- 2	0- 0	0- 0	NEUTRAL	0- 2	0- 0	1- 0				
8- 3	0- 0	0- 1	NON-CONFERENCE	2- 1	1- 0	5- 1				
6- 1	0- 0	0- 0	HOME	2- 0	1- 0	3- 1				
1- 1	0- 0	0- 1	AWAY	0- 0	0- 0	1- 0				
1- 1	0- 0	0- 0	NEUTRAL	0- 1	0- 0	1- 0				
11- 8	1- 2	1- 1	CONFERENCE	5- 5	1- 0	3- 0				
8- 1	1- 0	1- 0	HOME	4- 1	1- 0	1- 0				
3- 6	0- 2	0- 1	AWAY	1- 3	0- 0	2- 0				
0- 1	0- 0	0- 0	NEUTRAL	0- 1	0- 0	0- 0				

RPI S	Opponent	Score	RPI S	Opponent	Score	RPI S	Opponent	Score	RPI S	Opponent	Score
6	H Ohio St.	90 88	46	A Indiana	79 93	52	A Rutgers	55 66	110	H Memphis	70 60
8	A Maryland	77 110	46	H Indiana	78 76	52	H Rutgers	85 72	134	H Penn St.	98 85
17	A Michigan St.	106 114	47	A Duke	64 84	59	N Auburn	79 81	166	H New Mexico	53 72
						60	H Iowa	78 76	178	A Illinois	106 75
						63	H Maine	91 64	178	H Illinois	82 77
						64	A Purdue	72 84	195	N Stetson	72 69
						76	A Michigan	76 92	197	A Wisconsin	84 77
						76	H Michigan	86 93	295	H Towson	105 86
						92	H North Dakota	57 47	308	H Wofford	98 54
						94	H Nebraska	110 73	319	A Kent St.	85 73
						99	A Northwestern	112 106	342	H NJIT	83 50
						99	H Northwestern	95 92			
						99	N Northwestern	74 84			
LAST 12 Division I GAMES:											
99	N Northwestern	74 84	94	H Nebraska	110 73						
8	A Maryland	77 110	99	A Northwestern	112 106						
6	H Ohio St.	90 88	52	H Rutgers	85 72						
17	A Michigan St.	106 114	76	A Michigan	76 92						
46	A Indiana	79 93	178	H Illinois	82 77						
60	H Iowa	78 76	197	A Wisconsin	84 77						

Non-Div I Games:

Minnesota

Average RPI Win:	149	WON-LOST	WINNING	LAST 10	STRENGTH OF	OPP. STRENGTH	TEAM	ADJ.	CONF.	ADJ CONF.
Average RPI Loss:	18	RECORD	PCT. RANK	GAMES	SCHEDULE	OF SCHEDULE	RPI	RPI	RPI	RPI
DIV. I ONLY	26- 7	30	7- 3	66	50	21	21	2	2	
DIV. I NON-CONF.	13- 1	8	0- 0	229	232	50	50	2	2	
TOTALS	RPI 1-25	RPI 26-50	W-L RECORDS	RPI 51-100	RPI 101-150	RPI 150+				
26- 7	2- 5	3- 2	OVERALL	4- 0	5- 0	12- 0				
14- 2	0- 2	2- 0	HOME	1- 0	2- 0	9- 0				
6- 4	1- 2	0- 2	AWAY	1- 0	2- 0	2- 0				
6- 1	1- 1	1- 0	NEUTRAL	2- 0	1- 0	1- 0				
13- 1	1- 1	0- 0	NON-CONFERENCE	1- 0	2- 0	9- 0				
8- 0	0- 0	0- 0	HOME	0- 0	1- 0	7- 0				
1- 1	0- 1	0- 0	AWAY	0- 0	0- 0	1- 0				
4- 0	1- 0	0- 0	NEUTRAL	1- 0	1- 0	1- 0				
13- 6	1- 4	3- 2	CONFERENCE	3- 0	3- 0	3- 0				
6- 2	0- 2	2- 0	HOME	1- 0	1- 0	2- 0				
5- 3	1- 1	0- 2	AWAY	1- 0	2- 0	1- 0				
2- 1	0- 1	1- 0	NEUTRAL	1- 0	0- 0	0- 0				

RPI 1-25				Team's RPI: 21				RPI 26-50				RPI 51-100				RPI 101+			
RPI	S	Opponent	Score		RPI	S	Opponent	Score		RPI	S	Opponent	Score		RPI	S	Opponent	Score	
4	H	South Carolina	51	57	27	H	Tennessee	65	63	59	H	Auburn	60	45	111	H	Samford	68	47
4	N	South Carolina	52	66	27	N	Tennessee	58	48	67	N	FGCU	65	60	120	A	LSU	71	52
7	A	Texas	47	53	37	A	Georgia	43	47	75	A	Vanderbilt	66	61	140	A	Arkansas	65	55
12	H	Kentucky	60	83	44	A	Missouri	54	66	75	N	Vanderbilt	63	46	140	H	Arkansas	80	55
19	A	Texas A&M	58	64	44	H	Missouri	52	42						142	N	Western Mich.	90	68
20	N	South Fla.	68	58											158	H	Alabama	61	52
25	A	Florida	76	70											170	H	Southern Miss.	78	65
															175	A	Ole Miss	60	51
															175	H	Ole Miss	79	51
															181	H	Grambling	107	43
															184	A	Louisiana Tech	93	63
															194	N	SMU	72	70
															257	H	Tennessee St.	82	54
															299	H	Savannah St.	92	25
															318	H	Southeastern La.	81	41
															347	H	Norfolk St.	92	34
															349	H	Mississippi Val.	109	37
LAST 12 Division I GAMES:																			
		4 N South Carolina	52	66			12 H Kentucky	60	83										
		27 N Tennessee	58	48			19 A Texas A&M	58	64										
		75 N Vanderbilt	63	46			44 H Missouri	52	42										
		158 H Alabama	61	52			120 A LSU	71	52										
		75 A Vanderbilt	66	61			140 A Arkansas	65	55										
		175 A Ole Miss	60	51			27 H Tennessee	65	63										

Non-Div I Games:

Mississippi St.



Average RPI Win:	337	WON-LOST	WINNING	LAST 10	STRENGTH OF	OPP. STRENGTH	TEAM	ADJ.	CONF.	ADJ CONF.
Average RPI Loss:	228	RECORD	PCT. RANK	GAMES	SCHEDULE	OF SCHEDULE	RPI	RPI	RPI	RPI
DIV. I ONLY	1- 26	348	0- 10	332	326	349	349	31	31	
DIV. I NON-CONF.	0- 8	338	0- 0	241	37	336	336	31	31	
TOTALS	RPI 1-25	RPI 26-50	W-L RECORDS	RPI 51-100	RPI 101-150	RPI 150+				
1- 26	0- 1	0- 0	OVERALL	0- 1	0- 1	1- 23				
1- 8	0- 0	0- 0	HOME	0- 0	0- 0	1- 8				
0- 16	0- 1	0- 0	AWAY	0- 1	0- 1	0- 13				
0- 2	0- 0	0- 0	NEUTRAL	0- 0	0- 0	0- 2				
0- 8	0- 1	0- 0	NON-CONFERENCE	0- 1	0- 1	0- 5				
0- 0	0- 0	0- 0	HOME	0- 0	0- 0	0- 0				
0- 7	0- 1	0- 0	AWAY	0- 1	0- 1	0- 4				
0- 1	0- 0	0- 0	NEUTRAL	0- 0	0- 0	0- 1				
1- 18	0- 0	0- 0	CONFERENCE	0- 0	0- 0	1- 18				
1- 8	0- 0	0- 0	HOME	0- 0	0- 0	1- 8				
0- 9	0- 0	0- 0	AWAY	0- 0	0- 0	0- 9				
0- 1	0- 0	0- 0	NEUTRAL	0- 0	0- 0	0- 1				

RPI 1-25				RPI 26-50				RPI 51-100				RPI 101+ Team's RPI: 349			
RPI	S	Opponent	Score	RPI	S	Opponent	Score	RPI	S	Opponent	Score	RPI	S	Opponent	Score
21	A	Mississippi St.	37 109					75	A	Vanderbilt	39 89	140	A	Arkansas	46 86
												154	A	Southern U.	26 78
												154	H	Southern U.	36 99
												158	A	Alabama	35 98
												164	A	UAB	33 80
												170	A	Southern Miss.	55 71
												175	A	Ole Miss	61 97
												181	A	Grambling	55 79
												181	H	Grambling	52 65
												235	A	Texas Southern	38 76
												235	H	Texas Southern	30 85
												247	A	Alabama St.	50 100
												247	H	Alabama St.	51 79
												275	A	Prairie View	57 80
												275	H	Prairie View	50 81
												296	A	Alcorn	39 75
												296	H	Alcorn	66 81
												296	N	Alcorn	43 62
												306	N	Nicholls St.	54 63
												309	A	Jackson St.	43 70
												309	H	Jackson St.	46 72
												337	A	Ark.-Pine Bluff	53 81
												337	H	Ark.-Pine Bluff	62 60
												346	A	Alabama A&M	68 79
												346	H	Alabama A&M	74 84
LAST 12 Division I GAMES:															
296	N	Alcorn	43 62	154	A	Southern U.	26 78								
337	A	Ark.-Pine Bluff	53 81	296	A	Alcorn	39 75								
181	A	Grambling	55 79	346	H	Alabama A&M	74 84								
309	A	Jackson St.	43 70	247	H	Alabama St.	51 79								
275	H	Prairie View	50 81	181	H	Grambling	52 65								
235	H	Texas Southern	30 85	309	H	Jackson St.	46 72								

Non-Div I Games: Philander Smith 64 53 Blue Mountain 72 67

Mississippi Val.

■ Loss, 
 ■ Non-Conf, 
 ■ S Site, 
 ■ Home 
 ■ A Away 
 N Neutral

RPI 1-25				RPI 26-50				Team's RPI: 44				RPI 51-100				RPI 101+			
RPI	S	Opponent	Score	RPI	S	Opponent	Score	RPI	S	Opponent	Score	RPI	S	Opponent	Score	RPI	S	Opponent	Score
4	A	South Carolina	58 83	27	H	Tennessee	55 71	54	A	St. Mary's (CA)	95 78	120	H	LSU	52 46				
12	A	Kentucky	59 69	37	A	Georgia	54 48	59	A	Auburn	69 55	138	H	Wake Forest	94 81				
19	A	Texas A&M	77 81	37	H	Georgia	50 65	59	N	Auburn	45 47	140	A	Arkansas	52 64				
21	A	Mississippi St.	42 52					75	H	Vanderbilt	52 56	140	H	Arkansas	69 48				
21	H	Mississippi St.	66 54					77	H	Charlotte	88 71	146	H	SIUE	75 46				
25	H	Florida	79 64					91	A	Missouri St.	71 55	158	H	Alabama	63 52				
												159	N	Northeastern	69 56				
												175	A	Ole Miss	60 46				
												202	A	Colorado	79 75				
												228	H	Southeast Mo. St.	74 32				
												241	H	Loyola Marymount	80 48				
												244	H	Texas St.	82 56				
												287	H	Lamar	91 57				
												291	A	Wichita St.	57 37				
												337	H	Ark.-Pine Bluff	85 34				
LAST 12 Division I GAMES:																			
				59	N	Auburn	45 47	21	A	Mississippi St.	42 52								
				75	H	Vanderbilt	52 56	37	H	Georgia	50 65								
				12	A	Kentucky	59 69	175	A	Ole Miss	60 46								
				59	A	Auburn	69 55	120	H	LSU	52 46								
				140	H	Arkansas	69 48	25	H	Florida	79 64								
				158	H	Alabama	63 52	19	A	Texas A&M	77 81								

Missouri

Page 186

Average RPI Win:	221	WON-LOST	WINNING	LAST 10	STRENGTH OF	OPP. STRENGTH	TEAM	ADJ.	CONF.	ADJ CONF.
Average RPI Loss:	71	RECORD	PCT. RANK	GAMES	SCHEDULE	OF SCHEDULE	RPI	RPI	RPI	RPI
DIV. I ONLY	20- 9	70	8- 2	153	163	91	91	21	21	
DIV. I NON-CONF.	6- 5	146	0- 0	28	27	75	75	17	17	
TOTALS	RPI 1-25	RPI 26-50	W-L RECORDS	RPI 51-100	RPI 101-150	RPI 150+				
20- 9	0- 1	0- 2	OVERALL	1- 5	4- 1	15- 0				
9- 4	0- 0	0- 2	HOME	0- 2	2- 0	7- 0				
10- 3	0- 0	0- 0	AWAY	1- 2	2- 1	7- 0				
1- 2	0- 1	0- 0	NEUTRAL	0- 1	0- 0	1- 0				
6- 5	0- 1	0- 2	NON-CONFERENCE	0- 2	3- 0	3- 0				
2- 2	0- 0	0- 2	HOME	0- 0	1- 0	1- 0				
3- 1	0- 0	0- 0	AWAY	0- 1	2- 0	1- 0				
1- 2	0- 1	0- 0	NEUTRAL	0- 1	0- 0	1- 0				
14- 4	0- 0	0- 0	CONFERENCE	1- 3	1- 1	12- 0				
7- 2	0- 0	0- 0	HOME	0- 2	1- 0	6- 0				
7- 2	0- 0	0- 0	AWAY	1- 1	0- 1	6- 0				
0- 0	0- 0	0- 0	NEUTRAL	0- 0	0- 0	0- 0				

RPI 1-25				RPI 26-50				RPI 51-100				Team's RPI: 91	RPI 101+			
RPI	S	Opponent	Score	RPI	S	Opponent	Score	RPI	S	Opponent	Score		RPI	S	Opponent	Score
10	N	Stanford	65 82	32	H	Oklahoma St.	55 74	63	N	Maine	65 69		104	A	Little Rock	64 58
				44	H	Missouri	55 71	66	A	Middle Tenn.	54 70		136	A	Southern Ill.	61 69
								95	A	UNI	78 75		136	H	Southern Ill.	82 77
								95	H	UNI	60 65		139	H	Oral Roberts	72 64
								98	A	Drake	72 95		140	A	Arkansas	69 54
								98	H	Drake	75 82		160	N	Marist	77 45
													173	A	Loyola Chicago	73 62
													173	H	Loyola Chicago	91 81
													175	A	Ole Miss	91 78
													177	H	Eastern Ky.	87 63
													226	A	Indiana St.	59 51
													226	H	Indiana St.	75 41
													291	A	Wichita St.	77 57
													291	H	Wichita St.	74 45
													305	A	Bradley	55 44
													305	H	Bradley	59 56
													316	A	Illinois St.	73 51
													316	H	Illinois St.	70 41
													332	A	Evansville	66 47
													332	H	Evansville	77 70
LAST 12 Division I GAMES:																
				316	H	Illinois St.	70 41					173	H	Loyola Chicago	91 81	
				226	H	Indiana St.	75 41					98	A	Drake	72 95	
				291	H	Wichita St.	74 45					95	A	UNI	78 75	
				332	A	Evansville	66 47					291	A	Wichita St.	77 57	
				136	A	Southern Ill.	61 69					136	H	Southern Ill.	82 77	
				305	H	Bradley	59 56					332	H	Evansville	77 70	

Non-Div I Games: MidAmerica Naz. 88 61

Missouri St.

Average RPI Win:	251	WON-LOST	WINNING	LAST 10	STRENGTH OF	OPP. STRENGTH	TEAM	ADJ.	CONF.	ADJ CONF.
Average RPI Loss:	185	RECORD	PCT. RANK	GAMES	SCHEDULE	OF SCHEDULE	RPI	RPI	RPI	RPI
DIV. I ONLY	14- 17	202	7- 3	277	261	246	246	23	23	
DIV. I NON-CONF.	2- 7	280	0- 0	310	313	324	324	22	22	
TOTALS	RPI 1-25	RPI 26-50	W-L RECORDS	RPI 51-100	RPI 101-150	RPI 150+				
14- 17	0- 0	0- 1	OVERALL	1- 3	0- 2	13- 11				
8- 6	0- 0	0- 0	HOME	1- 1	0- 1	7- 4				
5- 10	0- 0	0- 1	AWAY	0- 1	0- 1	5- 7				
1- 1	0- 0	0- 0	NEUTRAL	0- 1	0- 0	1- 0				
2- 7	0- 0	0- 1	NON-CONFERENCE	0- 1	0- 0	2- 5				
1- 3	0- 0	0- 0	HOME	0- 1	0- 0	1- 2				
1- 4	0- 0	0- 1	AWAY	0- 0	0- 0	1- 3				
0- 0	0- 0	0- 0	NEUTRAL	0- 0	0- 0	0- 0				
12- 10	0- 0	0- 0	CONFERENCE	1- 2	0- 2	11- 6				
7- 3	0- 0	0- 0	HOME	1- 0	0- 1	6- 2				
4- 6	0- 0	0- 0	AWAY	0- 1	0- 1	4- 4				
1- 1	0- 0	0- 0	NEUTRAL	0- 1	0- 0	1- 0				

RPI S	Opponent	Score	RPI S	Opponent	Score	RPI S	Opponent	Score	RPI S	Opponent	Score	Team's RPI: 246
			39 A	Princeton	70 81	86 A	Quinnipiac	58 85	101 A	Iona	56 68	
						86 H	Quinnipiac	63 60	101 H	Iona	49 64	
						86 N	Quinnipiac	59 66	160 A	Marist	55 78	
						87 H	Eastern Mich.	68 78	160 H	Marist	60 52	
									200 A	Fairfield	70 80	
									200 H	Fairfield	60 68	
									200 N	Fairfield	64 46	
									209 H	Robert Morris	47 60	
									216 A	Lehigh	88 95	
									223 A	Canisius	81 71	
									223 H	Canisius	79 75	
									229 A	Siena	54 64	
									229 H	Siena	63 69	
									250 A	Manhattan	57 56	
									250 H	Manhattan	72 62	
									266 A	Providence	59 71	
									280 H	La Salle	50 65	
									284 A	Rider	87 75	
									284 H	Rider	76 61	
									290 A	Niagara	68 55	
									290 H	Niagara	83 60	
									293 A	Colgate	86 80	
									314 A	Fairleigh Dickinson	75 81	
									335 H	St. Francis Brooklyn	63 54	
									339 A	Saint Peter's	62 67	
									339 H	Saint Peter's	71 52	
LAST 12 Division I GAMES:												
			86 N	Quinnipiac	59 66	200 A	Fairfield	70 80				
			200 N	Fairfield	64 46	250 A	Manhattan	57 56				
			339 H	Saint Peter's	71 52	223 H	Canisius	79 75				
			284 H	Rider	76 61	101 A	Iona	56 68				
			223 A	Canisius	81 71	250 H	Manhattan	72 62				
			290 A	Niagara	68 55	200 H	Fairfield	60 68				

Non-Div I Games:

Monmouth

■ Loss, 
 ■ Non-Conf, 
 ■ S Site, 
 ■ H Home 
 ■ A Away 
 N Neutral

Average RPI Win:	242	WON-LOST	WINNING	LAST 10	STRENGTH OF	OPP. STRENGTH	TEAM	ADJ.	CONF.	ADJ CONF.
Average RPI Loss:	160	RECORD	PCT. RANK	GAMES	SCHEDULE	OF SCHEDULE	RPI	RPI	RPI	RPI
DIV. I ONLY	19- 10	81	9- 1	321	203	163	163	20	20	
DIV. I NON-CONF.	6- 4	125	0- 0	286	240	208	208	23	23	
TOTALS	RPI 1-25	RPI 26-50	W-L RECORDS	RPI 51-100	RPI 101-150	RPI 150+				
19- 10	0- 0	0- 1	OVERALL	1- 2	1- 2	17- 5				
13- 2	0- 0	0- 0	HOME	0- 1	1- 0	12- 1				
4- 8	0- 0	0- 1	AWAY	0- 1	0- 2	4- 4				
2- 0	0- 0	0- 0	NEUTRAL	1- 0	0- 0	1- 0				
6- 4	0- 0	0- 1	NON-CONFERENCE	1- 0	0- 0	5- 3				
5- 1	0- 0	0- 0	HOME	0- 0	0- 0	5- 1				
0- 3	0- 0	0- 1	AWAY	0- 0	0- 0	0- 2				
1- 0	0- 0	0- 0	NEUTRAL	1- 0	0- 0	0- 0				
13- 6	0- 0	0- 0	CONFERENCE	0- 2	1- 2	12- 2				
8- 1	0- 0	0- 0	HOME	0- 1	1- 0	7- 0				
4- 5	0- 0	0- 0	AWAY	0- 1	0- 2	4- 2				
1- 0	0- 0	0- 0	NEUTRAL	0- 0	0- 0	1- 0				

RPI S	Opponent	Score	RPI S	Opponent	Score	RPI S	Opponent	Score	RPI S	Opponent	Score	Team's RPI: 163
45	A Colorado St.	43 75	80	N Drexel	58 50	135	A Idaho	61 78	150	A Montana St.	52 61	
			92	A North Dakota	61 73	150	H Montana St.	70 66	167	A Sacramento St.	75 83	
			92	H North Dakota	59 61	167	H Sacramento St.	90 83	174	H Fla. Atlantic	83 69	
						176	H Pacific	64 54	179	A Eastern Wash.	65 67	
						182	A Northern Colo.	72 66	182	H Northern Colo.	58 46	
						188	H Weber St.	84 75	193	H Idaho St.	62 47	
						216	A Lehigh	53 80	230	H Utah St.	86 70	
						255	A Wyoming	61 68	271	H Seattle	44 58	
						289	H Portland	90 67	310	A Northern Ariz.	61 57	
						310	H Northern Ariz.	81 58	310	N Northern Ariz.	78 63	
						321	A Portland St.	79 58	321	H Portland St.	76 57	
						334	A Southern Utah	81 50	334	H Southern Utah	66 60	
						338	H Cal St. Fullerton	86 51				
LAST 12 Division I GAMES:												
310	N Northern Ariz.	78 63	310	A Northern Ariz.	61 57							
182	A Northern Colo.	72 66	334	A Southern Utah	81 50							
92	A North Dakota	61 73	321	H Portland St.	76 57							
188	H Weber St.	84 75	167	H Sacramento St.	90 83							
193	H Idaho St.	62 47	150	A Montana St.	52 61							
150	H Montana St.	70 66	179	A Eastern Wash.	65 67							

Non-Div I Games: Mont. St.-Northern 80 32

Montana

Loss, Non-Conf, S Site, H Home A Away N Neutral

Average RPI Win:	251	WON-LOST	WINNING	LAST 10	STRENGTH OF	OPP. STRENGTH	TEAM	ADJ.	CONF.	ADJ CONF.
Average RPI Loss:	156	RECORD	PCT. RANK	GAMES	SCHEDULE	OF SCHEDULE	RPI	RPI	RPI	RPI
DIV. I ONLY	19- 8	64	7- 3	343	198	150	150	20	20	
DIV. I NON-CONF.	5- 4	138	0- 0	347	228	263	263	23	23	
TOTALS	RPI 1-25	RPI 26-50	W-L RECORDS	RPI 51-100	RPI 101-150	RPI 150+				
19- 8	0- 0	0- 0	OVERALL	1- 2	1- 1	17- 5				
11- 1	0- 0	0- 0	HOME	1- 1	0- 0	10- 0				
7- 7	0- 0	0- 0	AWAY	0- 1	1- 1	6- 5				
1- 0	0- 0	0- 0	NEUTRAL	0- 0	0- 0	1- 0				
5- 4	0- 0	0- 0	NON-CONFERENCE	0- 1	0- 1	5- 2				
2- 1	0- 0	0- 0	HOME	0- 1	0- 0	2- 0				
2- 3	0- 0	0- 0	AWAY	0- 0	0- 1	2- 2				
1- 0	0- 0	0- 0	NEUTRAL	0- 0	0- 0	1- 0				
14- 4	0- 0	0- 0	CONFERENCE	1- 1	1- 0	12- 3				
9- 0	0- 0	0- 0	HOME	1- 0	0- 0	8- 0				
5- 4	0- 0	0- 0	AWAY	0- 1	1- 0	4- 3				
0- 0	0- 0	0- 0	NEUTRAL	0- 0	0- 0	0- 0				

RPI S	Opponent	Score	RPI S	Opponent	Score	RPI S	Opponent	Score	RPI S	Opponent	Score
						82	H San Diego	49 62	113	A Gonzaga	52 65
						92	A North Dakota	76 77	135	A Idaho	62 59
						92	H North Dakota	69 61	163	A Montana	66 70
									163	H Montana	61 52
									167	A Sacramento St.	80 79
									167	H Sacramento St.	116 99
									179	A Eastern Wash.	69 81
									182	A Northern Colo.	73 80
									182	H Northern Colo.	66 58
									183	A Cal Poly	57 66
									188	H Weber St.	92 71
									193	H Idaho St.	82 80
									255	A Wyoming	69 75
									271	A Seattle	80 51
									289	H Portland	86 57
									310	A Northern Ariz.	83 72
									310	H Northern Ariz.	86 77
									321	A Portland St.	106 59
									321	H Portland St.	74 64
									324	A Nevada	66 53
									332	N Evansville	81 55
									334	A Southern Utah	87 66
									334	H Southern Utah	86 59
									338	H Cal St. Fullerton	89 66

Non-Div I Games: Montana Western 74 36 Carroll (MT) 74 34 Montana St.

Average RPI Win:	306	WON-LOST	WINNING	LAST 10	STRENGTH OF	OPP. STRENGTH	TEAM	ADJ.	CONF.	ADJ CONF.
Average RPI Loss:	186	RECORD	PCT. RANK	GAMES	SCHEDULE	OF SCHEDULE	RPI	RPI	RPI	RPI
DIV. I ONLY	8- 20	284	3- 7	306	277	307	307	24	24	
DIV. I NON-CONF.	4- 8	234	0- 0	297	311	273	273	24	24	
TOTALS	RPI 1-25	RPI 26-50	W-L RECORDS	RPI 51-100	RPI 101-150	RPI 150+				
8- 20	0- 2	0- 0	OVERALL	0- 2	0- 4	8- 12				
4- 8	0- 0	0- 0	HOME	0- 1	0- 2	4- 5				
4- 12	0- 0	0- 0	AWAY	0- 0	0- 0	4- 0				
0- 0	0- 0	0- 0	NEUTRAL	0- 0	0- 0	0- 0				
4- 8	0- 2	0- 0	NON-CONFERENCE	0- 0	0- 2	4- 4				
2- 2	0- 0	0- 0	HOME	0- 0	0- 1	2- 1				
2- 6	0- 2	0- 0	AWAY	0- 0	0- 1	2- 3				
0- 0	0- 0	0- 0	NEUTRAL	0- 0	0- 0	0- 0				
4- 12	0- 0	0- 0	CONFERENCE	0- 2	0- 2	4- 8				
2- 6	0- 0	0- 0	HOME	0- 1	0- 1	2- 4				
2- 6	0- 0	0- 0	AWAY	0- 1	0- 1	2- 4				
0- 0	0- 0	0- 0	NEUTRAL	0- 0	0- 0	0- 0				

RPI 1-25				RPI 26-50				RPI 51-100				RPI 101+ Team's RPI: 307			
RPI	S	Opponent	Score	RPI	S	Opponent	Score	RPI	S	Opponent	Score	RPI	S	Opponent	Score
12	A	Kentucky	57 112					78	A	Belmont	71 99	105	H	UT Martin	67 85
22	A	West Virginia	56 94					78	H	Belmont	74 89	132	H	Marshall	101 104
												136	A	Southern Ill.	69 102
												146	A	SIUE	81 90
												177	A	Eastern Ky.	93 100
												177	H	Eastern Ky.	77 89
												210	H	USC Upstate	72 86
												228	H	Southeast Mo. St.	79 89
												257	A	Tennessee St.	76 78
												257	H	Tennessee St.	60 68
												263	A	Murray St.	79 83
												265	A	UC Santa Barbara	78 93
												269	H	Austin Peay	75 96
												272	A	Georgia St.	99 90
												279	A	Tennessee Tech	69 77
												279	H	Tennessee Tech	75 71
												282	A	Miami (OH)	57 59
												286	H	Kennesaw St.	83 77
												297	A	Jacksonville St.	70 66
												297	H	Jacksonville St.	67 63
												333	A	Lipscomb	92 77
												340	A	Eastern Ill.	85 77
												344	A	Chicago St.	71 75
												346	H	Alabama A&M	112 69
LAST 12 Division I GAMES:															
297	A	Jacksonville St.	70 66	78	A	Belmont	71 99	177	A	Eastern Ky.	93 100	279	H	Tennessee Tech	75 71
257	H	Tennessee St.	60 68	279	H	Tennessee Tech	75 71	297	H	Jacksonville St.	67 63	269	H	Austin Peay	75 96
177	H	Eastern Ky.	77 89	269	H	Austin Peay	75 96	340	A	Eastern Ill.	85 77				
279	A	Tennessee Tech	69 77												
78	H	Belmont	74 89												
257	A	Tennessee St.	76 78												

Non-Div I Games: Ky. Christian 121 91 Mt. St. Joseph 117 53

Morehead St.

■ Loss, 
 ■ Non-Conf, 
 ■ S Site, 
 ■ Home 
 ■ A Away 
 N Neutral

Average RPI Win:	296	WON-LOST	WINNING	LAST 10	STRENGTH OF	OPP. STRENGTH	TEAM	ADJ.	CONF.	ADJ CONF.
Average RPI Loss:	181	RECORD	PCT. RANK	GAMES	SCHEDULE	OF SCHEDULE	RPI	RPI	RPI	RPI
DIV. I ONLY	12- 16	216	6- 4	252	340	253	253	32	32	
DIV. I NON-CONF.	1- 10	330	0- 0	22	308	247	247	30	30	
TOTALS	RPI 1-25	RPI 26-50	W-L RECORDS	RPI 51-100	RPI 101-150	RPI 150+				
12- 16	0- 1	0- 2	OVERALL	1- 0	0- 1	11- 12				
6- 5	0- 0	0- 0	HOME	1- 0	0- 0	5- 5				
5- 9	0- 0	0- 0	AWAY	0- 0	0- 0	5- 1				
1- 2	0- 0	0- 1	NEUTRAL	0- 0	0- 0	1- 1				
1- 10	0- 1	0- 2	NON-CONFERENCE	1- 0	0- 1	0- 6				
1- 2	0- 0	0- 0	HOME	1- 0	0- 0	0- 2				
0- 6	0- 1	0- 1	AWAY	0- 0	0- 1	0- 3				
0- 2	0- 0	0- 1	NEUTRAL	0- 0	0- 0	0- 1				
11- 6	0- 0	0- 0	CONFERENCE	0- 0	0- 0	11- 6				
5- 3	0- 0	0- 0	HOME	0- 0	0- 0	5- 3				
5- 3	0- 0	0- 0	AWAY	0- 0	0- 0	5- 3				
1- 0	0- 0	0- 0	NEUTRAL	0- 0	0- 0	1- 0				

RPI 1-25				RPI 26-50				RPI 51-100				RPI 101+ Team's RPI: 253			
RPI	S	Opponent	Score	RPI	S	Opponent	Score	RPI	S	Opponent	Score	RPI	S	Opponent	Score
13	A	Syracuse	61 90	34	A	James Madison	31 92	90	H	Bucknell	64 50	121	A	Virginia Tech	33 73
				45	N	Colorado St.	36 54					156	A	Stony Brook	42 46
												185	H	UMBC	46 65
												204	A	Hampton	47 60
												204	H	Hampton	51 65
												207	A	Brown	45 72
												209	A	Robert Morris	44 76
												218	H	N.C. A&T	55 65
												229	N	Siena	46 69
												242	A	Bethune-Cookman	48 63
												245	A	Coppin St.	38 82
												245	H	Coppin St.	72 51
												281	A	UMES	77 69
												281	H	UMES	42 50
												288	A	Florida A&M	67 62
												299	A	Savannah St.	66 60
												302	H	UMKC	50 59
												303	A	South Carolina St.	62 56
												322	H	Delaware St.	56 49
												328	H	Howard	78 66
												347	A	Norfolk St.	59 56
												347	H	Norfolk St.	67 58
												348	H	N.C. Central	66 55
												348	N	N.C. Central	52 42
LAST 12 Division I GAMES:															
				348	N	N.C. Central	52 42					347	A	Norfolk St.	59 56
				281	H	UMES	42 50					303	A	South Carolina St.	62 56
				245	A	Coppin St.	38 82					299	A	Savannah St.	66 60
				218	H	N.C. A&T	55 65					245	H	Coppin St.	72 51
				348	H	N.C. Central	66 55					328	H	Howard	78 66
				204	A	Hampton	47 60					242	A	Bethune-Cookman	48 63

Non-Div I Games: Washington Adventis74 36

Morgan St.

■ Loss, 
 ■ Non-Conf, 
 ■ S Site, 
 ■ Home 
 ■ A Away 
 N Neutral



Average RPI Win: 314		WON-LOST	WINNING	LAST 10	STRENGTH OF	OPP. STRENGTH	TEAM	ADJ.	CONF.	ADJ CONF.
Average RPI Loss: 230		RECORD	PCT. RANK	GAMES	SCHEDULE	OF SCHEDULE	RPI	RPI	RPI	RPI
DIV. I ONLY		9- 21	276	4- 6	323	349	317	317	30	30
DIV. I NON-CONF.		2- 9	296	0- 0	279	342	318	318	32	32
TOTALS	RPI 1-25		RPI 26-50		W-L RECORDS		RPI 51-100		RPI 101-150	RPI 150+
9- 21	0- 0		0- 0		OVERALL		0- 1		0- 2	9- 18
4- 9	0- 0		0- 0		HOME		0- 0		0- 0	4- 9
5- 12	0- 0		0- 0		AWAY		0- 0		0- 0	5- 4
0- 0	0- 0		0- 0		NEUTRAL		0- 0		0- 0	0- 0
2- 9	0- 0		0- 0		NON-CONFERENCE		0- 1		0- 2	2- 6
0- 4	0- 0		0- 0		HOME		0- 0		0- 0	0- 4
2- 5	0- 0		0- 0		AWAY		0- 1		0- 2	2- 2
0- 0	0- 0		0- 0		NEUTRAL		0- 0		0- 0	0- 0
7- 12	0- 0		0- 0		CONFERENCE		0- 0		0- 0	7- 12
4- 5	0- 0		0- 0		HOME		0- 0		0- 0	4- 5
3- 7	0- 0		0- 0		AWAY		0- 0		0- 0	3- 7
0- 0	0- 0		0- 0		NEUTRAL		0- 0		0- 0	0- 0

[illegible]

Non-Div I Games:

Mt. St. Mary's

Loss, Non-Conf, S Site, H Home A Away N Neutral

M  
t  
.  
S  
t  
.  
M  
a  
r  
y  
'  
s

Mt. St. Mary's  
RPI S Opponent Score

Through Games Of March 8, 2016

RPI	S	Opponent	Score	
335	H	St. Francis Brooklyn	66	56
345	A	Wagner	59	50
345	H	Wagner	64	55

M  
t  
.  
S  
t  
.  
M  
a  
r  
y  
'  
s

Mt. St. Mary's

Average RPI Win:	269	WON-LOST	WINNING	LAST 10	STRENGTH OF	OPP. STRENGTH	TEAM	ADJ.	CONF.	ADJ CONF.
Average RPI Loss:	176	RECORD	PCT. RANK	GAMES	SCHEDULE	OF SCHEDULE	RPI	RPI	RPI	RPI
DIV. I ONLY	10- 17	247	5- 5	251	300	263	263	24	24	
DIV. I NON-CONF.	2- 7	280	0- 0	215	338	258	258	24	24	
TOTALS	RPI 1-25	RPI 26-50	W-L RECORDS	RPI 51-100	RPI 101-150	RPI 150+				
10- 17	0- 1	0- 0	OVERALL	0- 3	2- 4	8- 9				
5- 5	0- 0	0- 0	HOME	0- 1	0- 3	5- 1				
4- 11	0- 1	0- 0	AWAY	0- 2	1- 1	3- 7				
1- 1	0- 0	0- 0	NEUTRAL	0- 0	1- 0	0- 1				
2- 7	0- 1	0- 0	NON-CONFERENCE	0- 2	0- 1	2- 3				
0- 2	0- 0	0- 0	HOME	0- 1	0- 1	0- 0				
2- 5	0- 1	0- 0	AWAY	0- 1	0- 0	2- 3				
0- 0	0- 0	0- 0	NEUTRAL	0- 0	0- 0	0- 0				
8- 10	0- 0	0- 0	CONFERENCE	0- 1	2- 3	6- 6				
5- 3	0- 0	0- 0	HOME	0- 0	0- 2	5- 1				
2- 6	0- 0	0- 0	AWAY	0- 1	1- 1	1- 4				
1- 1	0- 0	0- 0	NEUTRAL	0- 0	1- 0	0- 1				

RPI 1-25				RPI 26-50				RPI 51-100				RPI 101+ Team's RPI: 263			
RPI	S	Opponent	Score	RPI	S	Opponent	Score	RPI	S	Opponent	Score	RPI	S	Opponent	Score
15	A	Florida St.	59 101					78	A	Belmont	61 87	105	A	UT Martin	62 92
								97	A	Central Ark.	40 50	105	H	UT Martin	49 70
								97	H	Central Ark.	51 61	105	N	UT Martin	78 76
												136	H	Southern Ill.	57 70
												146	A	SIUE	79 76
												146	H	SIUE	61 64
												152	A	Jacksonville	54 79
												177	A	Eastern Ky.	60 72
												177	N	Eastern Ky.	52 63
												228	A	Southeast Mo. St.	59 96
												228	H	Southeast Mo. St.	80 61
												257	A	Tennessee St.	58 69
												269	A	Austin Peay	72 81
												269	H	Austin Peay	75 72
												279	H	Tennessee Tech	56 50
												297	H	Jacksonville St.	71 74
												307	H	Morehead St.	83 79
												316	A	Illinois St.	76 81
												332	A	Evansville	73 54
												333	A	Lipscomb	85 93
												340	A	Eastern Ill.	74 71
												340	H	Eastern Ill.	66 56
												346	A	Alabama A&M	76 59
LAST 12 Division I GAMES:															
				177	N	Eastern Ky.	52 63	146	A	SIUE	79 76				
				105	N	UT Martin	78 76	269	H	Austin Peay	75 72				
				105	H	UT Martin	49 70	228	A	Southeast Mo. St.	59 96				
				269	A	Austin Peay	72 81	105	A	UT Martin	62 92				
				340	A	Eastern Ill.	74 71	340	H	Eastern Ill.	66 56				
				228	H	Southeast Mo. St.	80 61	146	H	SIUE	61 64				

Non-Div I Games: Blue Mountain 89 64 Oakland City 91 75

Murray St.

Loss, Non-Conf, S Site, H Home A Away N Neutral

Average RPI Win:	309	WON-LOST	WINNING	LAST 10	STRENGTH OF	OPP. STRENGTH	TEAM	ADJ.	CONF.	ADJ CONF.
Average RPI Loss:	175	RECORD	PCT. RANK	GAMES	SCHEDULE	OF SCHEDULE	RPI	RPI	RPI	RPI
DIV. I ONLY	14- 11	146	8- 2	307	337	218	218	32	32	
DIV. I NON-CONF.	2- 7	280	0- 0	150	180	250	250	30	30	
TOTALS	RPI 1-25	RPI 26-50	W-L RECORDS	RPI 51-100	RPI 101-150	RPI 150+				
14- 11	0- 2	0- 0	OVERALL	0- 2	0- 0	14- 7				
6- 4	0- 0	0- 0	HOME	0- 2	0- 0	6- 2				
6- 6	0- 1	0- 0	AWAY	0- 0	0- 0	6- 5				
2- 1	0- 1	0- 0	NEUTRAL	0- 0	0- 0	2- 0				
2- 7	0- 2	0- 0	NON-CONFERENCE	0- 2	0- 0	2- 3				
0- 2	0- 0	0- 0	HOME	0- 2	0- 0	0- 0				
0- 4	0- 1	0- 0	AWAY	0- 0	0- 0	0- 3				
2- 1	0- 1	0- 0	NEUTRAL	0- 0	0- 0	2- 0				
12- 4	0- 0	0- 0	CONFERENCE	0- 0	0- 0	12- 4				
6- 2	0- 0	0- 0	HOME	0- 0	0- 0	6- 2				
6- 2	0- 0	0- 0	AWAY	0- 0	0- 0	6- 2				
0- 0	0- 0	0- 0	NEUTRAL	0- 0	0- 0	0- 0				

RPI 1-25				RPI 26-50				RPI 51-100				RPI 101+ Team's RPI: 218			
RPI	S	Opponent	Score	RPI	S	Opponent	Score	RPI	S	Opponent	Score	RPI	S	Opponent	Score
6	A	Ohio St.	56 89					67	H	FGCU	36 60	204	H	Hampton	52 55
18	N	Duquesne	67 81					71	H	VCU	49 64	236	A	Navy	48 52
												242	A	Bethune-Cookman	41 65
												242	H	Bethune-Cookman	68 55
												245	A	Coppin St.	59 65
												253	A	Morgan St.	65 55
												268	A	Campbell	55 56
												281	H	UMES	50 56
												288	A	Florida A&M	70 66
												288	H	Florida A&M	80 51
												291	A	Wichita St.	53 55
												299	A	Savannah St.	69 59
												299	H	Savannah St.	60 31
												303	A	South Carolina St.	57 54
												322	A	Delaware St.	84 64
												325	N	North Dakota St.	72 64
												328	H	Howard	88 70
												334	N	Southern Utah	78 65
												347	H	Norfolk St.	64 53
												348	A	N.C. Central	76 54
												348	H	N.C. Central	60 48
LAST 12 Division I GAMES:															
348	H	N.C. Central	60 48	348	A	N.C. Central	76 54								
242	A	Bethune-Cookman	41 65	299	H	Savannah St.	60 31								
288	A	Florida A&M	70 66	322	A	Delaware St.	84 64								
253	A	Morgan St.	65 55	245	A	Coppin St.	59 65								
242	H	Bethune-Cookman	68 55	347	H	Norfolk St.	64 53								
288	H	Florida A&M	80 51	204	H	Hampton	52 55								

Non-Div I Games: Pfeiffer 74 55 North Greenville 64 37

N.C. A&amp;T

Loss, Non-Conf, S Site, H Home A Away N Neutral

## N.C. Central

Through Games Of March 8, 2016

Average RPI Win:	286	WON-LOST	WINNING	LAST 10	STRENGTH OF	OPP. STRENGTH	TEAM	ADJ.	CONF.	ADJ CONF.
Average RPI Loss:	253	RECORD	PCT. RANK	GAMES	SCHEDULE	OF SCHEDULE	RPI	RPI	RPI	RPI
DIV. I ONLY	4- 23	326	1- 8	341	344	348	348	32	32	
DIV. I NON-CONF.	1- 9	325	0- 0	322	326	348	348	30	30	
TOTALS	RPI 1-25	RPI 26-50	W-L RECORDS	RPI 51-100	RPI 101-150	RPI 150+				
4- 23	0- 0	0- 0	OVERALL	0- 2	0- 0	4- 21				
4- 6	0- 0	0- 0	HOME	0- 0	0- 0	4- 6				
0- 16	0- 0	0- 0	AWAY	0- 2	0- 0	0- 14				
0- 1	0- 0	0- 0	NEUTRAL	0- 0	0- 0	0- 1				
1- 9	0- 0	0- 0	NON-CONFERENCE	0- 2	0- 0	1- 7				
1- 1	0- 0	0- 0	HOME	0- 0	0- 0	1- 1				
0- 8	0- 0	0- 0	AWAY	0- 2	0- 0	0- 6				
0- 0	0- 0	0- 0	NEUTRAL	0- 0	0- 0	0- 0				
3- 14	0- 0	0- 0	CONFERENCE	0- 0	0- 0	3- 14				
3- 5	0- 0	0- 0	HOME	0- 0	0- 0	3- 5				
0- 8	0- 0	0- 0	AWAY	0- 0	0- 0	0- 8				
0- 1	0- 0	0- 0	NEUTRAL	0- 0	0- 0	0- 1				

RPI S	Opponent	Score	RPI S	Opponent	Score	RPI S	Opponent	Score	RPI S	Opponent	Score	Team's RPI: 348
						77	A Charlotte	52 67	204	H Hampton	42 76	
						94	A Nebraska	47 88	208	A Presbyterian	50 60	
									210	A USC Upstate	46 68	
									215	H Furman	66 61	
									218	A N.C. A&T	48 60	
									218	H N.C. A&T	54 76	
									242	A Bethune-Cookman	50 62	
									242	H Bethune-Cookman	46 63	
									245	A Coppin St.	46 63	
									253	A Morgan St.	55 66	
									253	N Morgan St.	42 52	
									268	H Campbell	48 57	
									281	H UMES	49 46	
									288	A Florida A&M	45 55	
									288	H Florida A&M	54 69	
									299	A Savannah St.	39 57	
									299	H Savannah St.	65 61	
									303	A South Carolina St.	51 58	
									308	A Wofford	37 60	
									311	A Longwood	49 60	
									312	A UNCG	56 103	
									322	A Delaware St.	56 66	
									327	A Winthrop	39 62	
									328	H Howard	61 68	
									347	H Norfolk St.	63 62	
LAST 12 Division I GAMES:												
			253	N Morgan St.	42 52		288	H Florida A&M	54 69			
			218	A N.C. A&T	48 60		242	H Bethune-Cookman	46 63			
			299	H Savannah St.	65 61		218	H N.C. A&T	54 76			
			242	A Bethune-Cookman	50 62		288	A Florida A&M	45 55			
			253	A Morgan St.	55 66		322	A Delaware St.	56 66			
			245	A Coppin St.	46 63		204	H Hampton	42 76			

Non-Div I Games: Johnson &amp; Wales (NC68 58

N.C. Central

■ Loss, 
■ Non-Conf, 
■ S Site, 
■ Home 
■ A Away 
N Neutral

Average RPI Win:	328	WON-LOST	WINNING	LAST 10	STRENGTH OF	OPP. STRENGTH	TEAM	ADJ.	CONF.	ADJ CONF.
Average RPI Loss:	204	RECORD	PCT. RANK	GAMES	SCHEDULE	OF SCHEDULE	RPI	RPI	RPI	RPI
DIV. I ONLY	2- 26	345	1- 9	246	316	342	342	29	29	
DIV. I NON-CONF.	1- 12	337	0- 0	271	324	338	338	28	28	
TOTALS	RPI 1-25	RPI 26-50	W-L RECORDS	RPI 51-100	RPI 101-150	RPI 150+				
2- 26	0- 0	0- 0	OVERALL	0- 5	0- 2	2- 19				
1- 12	0- 0	0- 0	HOME	0- 2	0- 0	1- 10				
1- 14	0- 0	0- 0	AWAY	0- 3	0- 2	1- 9				
0- 0	0- 0	0- 0	NEUTRAL	0- 0	0- 0	0- 0				
1- 12	0- 0	0- 0	NON-CONFERENCE	0- 2	0- 2	1- 8				
0- 6	0- 0	0- 0	HOME	0- 1	0- 0	0- 5				
1- 6	0- 0	0- 0	AWAY	0- 1	0- 2	1- 3				
0- 0	0- 0	0- 0	NEUTRAL	0- 0	0- 0	0- 0				
1- 14	0- 0	0- 0	CONFERENCE	0- 3	0- 0	1- 11				
1- 6	0- 0	0- 0	HOME	0- 1	0- 0	1- 5				
0- 8	0- 0	0- 0	AWAY	0- 2	0- 0	0- 6				
0- 0	0- 0	0- 0	NEUTRAL	0- 0	0- 0	0- 0				

RPI 1-25			RPI 26-50			RPI 51-100				RPI 101+		Team's RPI: 342					
RPI	S	Opponent	Score	RPI	S	Opponent	Score	RPI	S	Opponent	Score	RPI	S	Opponent	Score		
								67	A	FGCU	37	70	109	A	Virginia	54	81
								67	A	FGCU	31	60	132	A	Marshall	50	63
								67	H	FGCU	32	53	152	A	Jacksonville	37	68
								69	H	Army West Point	35	71	152	H	Jacksonville	36	65
								81	A	Minnesota	50	83	195	A	Stetson	55	60
													195	H	Stetson	56	74
													207	H	Brown	49	74
													210	A	USC Upstate	47	67
													210	H	USC Upstate	41	58
													214	H	Dartmouth	39	46
													216	H	Lehigh	47	75
													219	A	Binghamton	50	54
													249	A	Columbia	52	72
													278	H	Vermont	46	54
													286	A	Kennesaw St.	48	64
													286	H	Kennesaw St.	77	82
													322	A	LIU Brooklyn	53	44
													325	H	North Dakota St.	59	64
													326	A	North Florida	49	72
													326	H	North Florida	51	68
													333	A	Lipscomb	49	63
													333	H	Lipscomb	61	51
													345	A	Wagner	53	76
LAST 12 Division I GAMES:																	
				67	A	FGCU	31	60	333	A	Lipscomb	49	63				
				210	A	USC Upstate	47	67	286	H	Kennesaw St.	77	82				
				326	A	North Florida	49	72	333	H	Lipscomb	61	51				
				152	A	Jacksonville	37	68	286	A	Kennesaw St.	48	64				
				195	H	Stetson	56	74	152	H	Jacksonville	36	65				
				67	H	FGCU	32	53	326	H	North Florida	51	68				

Non-Div I Games: St. Joseph (VT) 71 50 St. Joseph's (Brklr) 78 41

NJIT

Loss, Non-Conf, S Site, H Home A Away N Neutral

Average RPI Win:	269	WON-LOST	WINNING	LAST 10	STRENGTH OF	OPP. STRENGTH	TEAM	ADJ.	CONF.	ADJ CONF.
Average RPI Loss:	169	RECORD	PCT. RANK	GAMES	SCHEDULE	OF SCHEDULE	RPI	RPI	RPI	RPI
DIV. I ONLY	14- 15	179	5- 5	253	302	236	236	26	26	
DIV. I NON-CONF.	5- 5	160	0- 0	209	277	209	209	27	27	
TOTALS	RPI 1-25	RPI 26-50	W-L RECORDS	RPI 51-100	RPI 101-150	RPI 150+				
14- 15	0- 0	0- 2	OVERALL	1- 5	0- 0	13- 8				
10- 5	0- 0	0- 1	HOME	1- 2	0- 0	9- 2				
4- 9	0- 0	0- 1	AWAY	0- 2	0- 0	4- 6				
0- 1	0- 0	0- 0	NEUTRAL	0- 1	0- 0	0- 0				
5- 5	0- 0	0- 2	NON-CONFERENCE	1- 1	0- 0	4- 2				
4- 2	0- 0	0- 1	HOME	1- 0	0- 0	3- 1				
1- 3	0- 0	0- 1	AWAY	0- 1	0- 0	1- 1				
0- 0	0- 0	0- 0	NEUTRAL	0- 0	0- 0	0- 0				
9- 10	0- 0	0- 0	CONFERENCE	0- 4	0- 0	9- 6				
6- 3	0- 0	0- 0	HOME	0- 2	0- 0	6- 1				
3- 6	0- 0	0- 0	AWAY	0- 1	0- 0	3- 5				
0- 1	0- 0	0- 0	NEUTRAL	0- 1	0- 0	0- 0				

RPI S	Opponent	Score	RPI S	Opponent	Score	RPI S	Opponent	Score	RPI S	Opponent	Score	Team's RPI: 236
28	A Penn	43 57	45	H Colorado St.	73 82	65	A Hofstra	63 65	216	A Lehigh	62 54	
						69	H Army West Point	34 49	216	H Lehigh	48 51	
						69	N Army West Point	38 75	218	H N.C. A&T	52 48	
						89	H Elon	73 70	220	A Kansas	54 61	
						90	A Bucknell	52 64	222	A Loyola Maryland	38 51	
						90	H Bucknell	41 51	222	A Loyola Maryland	42 44	
									222	H Loyola Maryland	45 38	
									229	H Siena	59 58	
									254	A Holy Cross	49 57	
									254	H Holy Cross	50 49	
									274	A American	56 61	
									274	H American	65 52	
									293	A Colgate	62 58	
									293	H Colgate	51 41	
									322	H LIU Brooklyn	66 68	
									329	A Lafayette	65 58	
									329	H Lafayette	64 48	
									339	A Saint Peter's	50 39	
									341	H Air Force	64 46	
									343	A Boston U.	49 51	
									343	H Boston U.	67 56	
LAST 12 Division I GAMES:												
222	A Loyola Maryland	42 44	329	H Lafayette	64 48							
274	A American	56 61	222	H Loyola Maryland	45 38							
90	A Bucknell	52 64	293	A Colgate	62 58							
274	H American	65 52	343	A Boston U.	49 51							
69	H Army West Point	34 49	254	H Holy Cross	50 49							
216	A Lehigh	62 54	69	N Army West Point	38 75							

Non-Div I Games: Johns Hopkins 77 45

Navy

■ Loss, 
 ■ Non-Conf, 
 ■ S Site, 
 ■ Home 
 ■ A Away 
 N Neutral

## Nebraska

Through Games Of March 8, 2016

Average RPI Win:	164	WON-LOST	WINNING	LAST 10	STRENGTH OF	OPP. STRENGTH	TEAM	ADJ.	CONF.	ADJ CONF.
Average RPI Loss:	50	RECORD	PCT. RANK	GAMES	SCHEDULE	OF SCHEDULE	RPI	RPI	RPI	RPI
DIV. I ONLY	18- 12	113	3- 7	100	34	94	94	5	5	
DIV. I NON-CONF.	9- 2	37	0- 0	259	142	100	100	4	4	
TOTALS	RPI 1-25	RPI 26-50	W-L RECORDS	RPI 51-100	RPI 101-150	RPI 150+				
18- 12	1- 3	2- 2	OVERALL	4- 7	3- 0	8- 0				
15- 3	1- 0	2- 1	HOME	2- 2	2- 0	8- 0				
3- 8	0- 3	0- 1	AWAY	2- 4	1- 0	0- 0				
0- 1	0- 0	0- 0	NEUTRAL	0- 1	0- 0	0- 0				
9- 2	0- 1	2- 0	NON-CONFERENCE	0- 1	1- 0	6- 0				
9- 0	0- 0	2- 0	HOME	0- 0	1- 0	6- 0				
0- 2	0- 1	0- 0	AWAY	0- 1	0- 0	0- 0				
0- 0	0- 0	0- 0	NEUTRAL	0- 0	0- 0	0- 0				
9- 10	1- 2	0- 2	CONFERENCE	4- 6	2- 0	2- 0				
6- 3	1- 0	0- 1	HOME	2- 2	1- 0	2- 0				
3- 6	0- 2	0- 1	AWAY	2- 3	1- 0	0- 0				
0- 1	0- 0	0- 0	NEUTRAL	0- 1	0- 0	0- 0				

RPI 1-25				RPI 26-50				RPI 51-100				Team's RPI: 94	RPI 101+			
RPI	S	Opponent	Score	RPI	S	Opponent	Score	RPI	S	Opponent	Score		RPI	S	Opponent	Score
3	A	UConn	46 88	38	H	Arkansas St.	79 71	52	A	Rutgers	56 66		114	H	Creighton	65 63
6	A	Ohio St.	70 96	46	A	Indiana	47 59	52	H	Rutgers	65 54		134	A	Penn St.	83 78
8	A	Maryland	50 89	46	H	Indiana	68 79	52	N	Rutgers	63 66		134	H	Penn St.	87 69
17	H	Michigan St.	73 66	49	H	North Carolina St.	88 67	60	H	Iowa	68 74		154	H	Southern U.	89 38
								64	A	Purdue	62 61		178	H	Illinois	73 57
								64	H	Purdue	50 68		197	H	Wisconsin	75 62
								76	A	Michigan	93 81		310	H	Northern Ariz.	90 67
								81	A	Minnesota	73 110		326	H	North Florida	91 46
								85	A	California	80 87		332	H	Evansville	85 40
								99	A	Northwestern	62 85		337	H	Ark.-Pine Bluff	96 46
								99	H	Northwestern	76 67		348	H	N.C. Central	88 47
LAST 12 Division I GAMES:																
				52	N	Rutgers	63 66	81	A	Minnesota	73 110					
				99	H	Northwestern	76 67	46	A	Indiana	47 59					
				46	H	Indiana	68 79	134	H	Penn St.	87 69					
				64	H	Purdue	50 68	52	A	Rutgers	56 66					
				6	A	Ohio St.	70 96	197	H	Wisconsin	75 62					
				17	H	Michigan St.	73 66	76	A	Michigan	93 81					

Non-Div I Games:

Nebraska

■ Loss, 
■ Non-Conf, S Site, 
■ Home 
■ Away 
N Neutral



## Nevada

Through Games Of March 8, 2016

Average RPI Win: <b>255</b>	WON-LOST	WINNING	LAST 10	STRENGTH OF	OPP. STRENGTH	TEAM	ADJ.	CONF.	ADJ CONF.
Average RPI Loss: <b>173</b>	RECORD	PCT. RANK	GAMES	SCHEDULE	OF SCHEDULE	RPI	RPI	RPI	RPI
DIV. I ONLY	4- 25	331	1- 9	189	237	324	324	19	19
DIV. I NON-CONF.	0- 10	338	0- 0	203	242	335	335	20	20
TOTALS	RPI 1-25	RPI 26-50	W-L RECORDS	RPI 51-100	RPI 101-150	RPI 150+			
4- 25	0- 0	0- 2	OVERALL	0- 4	0- 3	4- 16			
3- 11	0- 0	0- 1	HOME	0- 3	0- 2	3- 5			
1- 11	0- 0	0- 1	AWAY	0- 0	0- 1	1- 9			
0- 3	0- 0	0- 0	NEUTRAL	0- 1	0- 0	0- 2			
0- 10	0- 0	0- 0	NON-CONFERENCE	0- 4	0- 1	0- 5			
0- 5	0- 0	0- 0	HOME	0- 3	0- 1	0- 1			
0- 3	0- 0	0- 0	AWAY	0- 0	0- 0	0- 3			
0- 2	0- 0	0- 0	NEUTRAL	0- 1	0- 0	0- 1			
4- 15	0- 0	0- 2	CONFERENCE	0- 0	0- 2	4- 11			
3- 6	0- 0	0- 1	HOME	0- 0	0- 1	3- 4			
1- 8	0- 0	0- 1	AWAY	0- 0	0- 1	1- 6			
0- 1	0- 0	0- 0	NEUTRAL	0- 0	0- 0	0- 1			

N  
e  
v  
a  
d  
aN  
e  
v  
a  
d  
a

RPI S	Opponent	Score	RPI S	Opponent	Score	RPI S	Opponent	Score	RPI S	Opponent	Score	Team's RPI: 324
45	A Colorado St.	56 74	45	H Colorado St.	37 64	66	H Middle Tenn.	46 90	115	A Fresno St.	56 65	
						68	H San Francisco	62 70	115	H Fresno St.	59 67	
						82	H San Diego	47 84	150	H Montana St.	53 66	
						96	N Washington St.	57 70	155	A Boise St.	58 66	
									155	H Boise St.	61 64	
									166	A New Mexico	42 66	
									166	H New Mexico	47 51	
									176	A Pacific	52 74	
									191	A UNLV	59 65	
									191	H UNLV	71 65	
									201	H San Jose St.	63 76	
									211	H Utah Valley	65 73	
									230	A Utah St.	55 70	
									230	H Utah St.	66 79	
									230	N Utah St.	35 59	
									234	A San Diego St.	70 64	
									241	N Loyola Marymount	58 69	
									251	A Ill.-Chicago	55 70	
									255	A Wyoming	53 68	
									255	H Wyoming	68 65	
									336	A UC Irvine	64 68	
									341	A Air Force	53 59	
									341	H Air Force	68 57	
LAST 12 Division I GAMES:												
230	N Utah St.	35 59	201	H San Jose St.	63 76							
166	A New Mexico	42 66	115	A Fresno St.	56 65							
155	H Boise St.	61 64	341	A Air Force	53 59							
45	A Colorado St.	56 74	45	H Colorado St.	37 64							
230	A Utah St.	55 70	230	H Utah St.	66 79							
191	H UNLV	71 65	234	A San Diego St.	70 64							

Non-Div I Games: San Fran. St. 57 51

Nevada

Loss, Non-Conf, S Site, H Home A Away N Neutral

# New Hampshire

Through Games Of March 8, 2016

Average RPI Win:	245	WON-LOST	WINNING	LAST 10	STRENGTH OF	OPP. STRENGTH	TEAM	ADJ.	CONF.	ADJ CONF.
Average RPI Loss:	149	RECORD	PCT. RANK	GAMES	SCHEDULE	OF SCHEDULE	RPI	RPI	RPI	RPI
DIV. I ONLY	11- 18	244	5- 5	176	231	232	232	16	16	
DIV. I NON-CONF.	5- 7	198	0- 0	223	261	212	212	19	19	
TOTALS	RPI 1-25	RPI 26-50	W-L RECORDS	RPI 51-100	RPI 101-150	RPI 150+				
11- 18	0- 0	0- 3	OVERALL	0- 3	0- 1	11- 11				
6- 7	0- 0	0- 2	HOME	0- 1	0- 0	6- 4				
5- 10	0- 0	0- 0	AWAY	0- 0	0- 0	5- 2				
0- 1	0- 0	0- 0	NEUTRAL	0- 1	0- 0	0- 0				
5- 7	0- 0	0- 1	NON-CONFERENCE	0- 0	0- 1	5- 5				
2- 3	0- 0	0- 1	HOME	0- 0	0- 0	2- 2				
3- 4	0- 0	0- 0	AWAY	0- 0	0- 1	3- 3				
0- 0	0- 0	0- 0	NEUTRAL	0- 0	0- 0	0- 0				
6- 11	0- 0	0- 2	CONFERENCE	0- 3	0- 0	6- 6				
4- 4	0- 0	0- 1	HOME	0- 1	0- 0	4- 2				
2- 6	0- 0	0- 1	AWAY	0- 1	0- 0	2- 4				
0- 1	0- 0	0- 0	NEUTRAL	0- 1	0- 0	0- 0				

RPI S	Opponent	Score	RPI S	Opponent	Score	RPI S	Opponent	Score	RPI S	Opponent	Score	Team's RPI: 232
28	H Penn	60 67	63	A Maine	55 59	118	A Boston College	51 71				
48	A Albany (NY)	48 85	63	H Maine	52 62	153	A North Carolina	60 65				
48	H Albany (NY)	52 78	63	N Maine	47 58	156	A Stony Brook	54 63				
						156	H Stony Brook	49 46				
						157	A Yale	46 63				
						159	H Northeastern	54 66				
						185	A UMBC	67 59				
						185	H UMBC	55 65				
						196	A Sacred Heart	81 69				
						214	A Dartmouth	61 57				
						217	A Hartford	44 48				
						217	H Hartford	53 42				
						219	A Binghamton	50 51				
						219	H Binghamton	64 49				
						224	A Bryant	42 55				
						229	H Siena	53 57				
						250	H Manhattan	72 57				
						276	A Central Conn. St.	64 50				
						278	A Vermont	63 83				
						278	H Vermont	59 63				
						320	A UMass Lowell	63 55				
						320	H UMass Lowell	65 61				
						343	H Boston U.	69 52				
LAST 12 Division I GAMES:												
63	N Maine	47 58	48	A Albany (NY)	48 85							
185	A UMBC	67 59	63	A Maine	55 59							
278	H Vermont	59 63	219	H Binghamton	64 49							
217	H Hartford	53 42	185	H UMBC	55 65							
320	A UMass Lowell	63 55	278	A Vermont	63 83							
156	H Stony Brook	49 46	217	A Hartford	44 48							

Non-Div I Games: Colby-Sawyer 72 41

New Hampshire

Loss, Non-Conf, S Site, H Home A Away N Neutral

Average RPI Win:	243	WON-LOST	WINNING	LAST 10	STRENGTH OF	OPP. STRENGTH	TEAM	ADJ.	CONF.	ADJ CONF.
Average RPI Loss:	139	RECORD	PCT. RANK	GAMES	SCHEDULE	OF SCHEDULE	RPI	RPI	RPI	RPI
DIV. I ONLY	17- 13	137	6- 4	210	212	166	166	19	19	
DIV. I NON-CONF.	7- 4	110	0- 1	74	253	109	109	20	20	
TOTALS	RPI 1-25	RPI 26-50	W-L RECORDS	RPI 51-100	RPI 101-150	RPI 150+				
17- 13	0- 1	0- 2	OVERALL	1- 0	0- 4	16- 6				
10- 6	0- 1	0- 1	HOME	0- 0	0- 2	10- 2				
6- 7	0- 0	0- 1	AWAY	1- 0	0- 2	5- 4				
1- 0	0- 0	0- 0	NEUTRAL	0- 0	0- 0	1- 0				
7- 4	0- 1	0- 1	NON-CONFERENCE	1- 0	0- 2	6- 0				
5- 2	0- 1	0- 0	HOME	0- 0	0- 1	5- 0				
2- 2	0- 0	0- 1	AWAY	1- 0	0- 1	1- 0				
0- 0	0- 0	0- 0	NEUTRAL	0- 0	0- 0	0- 0				
10- 9	0- 0	0- 1	CONFERENCE	0- 0	0- 2	10- 6				
5- 4	0- 0	0- 1	HOME	0- 0	0- 1	5- 2				
4- 5	0- 0	0- 0	AWAY	0- 0	0- 1	4- 4				
1- 0	0- 0	0- 0	NEUTRAL	0- 0	0- 0	1- 0				

RPI S	Opponent	Score	RPI S	Opponent	Score	RPI S	Opponent	Score	RPI S	Opponent	Score	Team's RPI: 166
18	H Duquesne	69 78	30	A UTEP	62 70	81	A Minnesota	72 53	108	A New Mexico St.	59 78	
			45	H Colorado St.	48 49				108	H New Mexico St.	47 52	
									115	A Fresno St.	43 51	
									115	H Fresno St.	65 69	
									155	A Boise St.	70 60	
									155	H Boise St.	60 81	
									167	H Sacramento St.	84 71	
									191	A UNLV	48 57	
									191	H UNLV	67 53	
									194	A SMU	63 58	
									201	A San Jose St.	58 59	
									201	H San Jose St.	71 57	
									201 N	San Jose St.	65 51	
									230	A Utah St.	56 72	
									230	H Utah St.	73 70	
									234	A San Diego St.	64 45	
									234	H San Diego St.	46 51	
									248	H Houston Baptist	65 57	
									255	A Wyoming	48 66	
									267	H Pepperdine	60 52	
									306	H Nicholls St.	83 43	
									324	A Nevada	51 47	
									324	H Nevada	66 42	
									334	H Southern Utah	70 48	
									341	A Air Force	63 33	
									341	H Air Force	58 36	
LAST 12 Division I GAMES:												
201 N	San Jose St.	65 51	341	H Air Force	58 36							
18	H Duquesne	69 78	155	A Boise St.	70 60							
324	H Nevada	66 42	201	A San Jose St.	58 59							
234	A San Diego St.	64 45	230	H Utah St.	73 70							
115	A Fresno St.	43 51	234	H San Diego St.	46 51							
45	H Colorado St.	48 49	191	A UNLV	48 57							

Non-Div I Games:

New Mexico

■ Loss, 
 ■ Non-Conf, S Site, 
 ■ Home 
 ■ Away 
 N Neutral

Average RPI Win:	247	WON-LOST	WINNING	LAST 10	STRENGTH OF	OPP. STRENGTH	TEAM	ADJ.	CONF.	ADJ CONF.
Average RPI Loss:	104	RECORD	PCT. RANK	GAMES	SCHEDULE	OF SCHEDULE	RPI	RPI	RPI	RPI
DIV. I ONLY	22- 4	18	9- 1	318	233	108	108	28	28	
DIV. I NON-CONF.	9- 3	69	0- 0	262	134	120	120	25	25	
TOTALS	RPI 1-25	RPI 26-50	W-L RECORDS	RPI 51-100	RPI 101-150	RPI 150+				
22- 4	0- 0	0- 1	OVERALL	0- 1	1- 1	21- 1				
11- 2	0- 0	0- 1	HOME	0- 0	1- 0	10- 1				
10- 1	0- 0	0- 0	AWAY	0- 0	0- 1	10- 0				
1- 1	0- 0	0- 0	NEUTRAL	0- 1	0- 0	1- 0				
9- 3	0- 0	0- 1	NON-CONFERENCE	0- 1	1- 1	8- 0				
5- 1	0- 0	0- 1	HOME	0- 0	1- 0	4- 0				
3- 1	0- 0	0- 0	AWAY	0- 0	0- 1	3- 0				
1- 1	0- 0	0- 0	NEUTRAL	0- 1	0- 0	1- 0				
13- 1	0- 0	0- 0	CONFERENCE	0- 0	0- 0	13- 1				
6- 1	0- 0	0- 0	HOME	0- 0	0- 0	6- 1				
7- 0	0- 0	0- 0	AWAY	0- 0	0- 0	7- 0				
0- 0	0- 0	0- 0	NEUTRAL	0- 0	0- 0	0- 0				

RPI S	Opponent	Score	RPI S	Opponent	Score	RPI S	Opponent	Score	RPI S	Opponent	Score	Team's RPI: 108
30	H UTEP	65 71	75	N Vanderbilt	45 71	117	H Northwestern St.	65 54				
						122	A Arizona	64 68				
						166	A New Mexico	52 47				
						166	H New Mexico	78 59				
						167	H Sacramento St.	80 77				
						190	A UTRGV	68 57				
						190	H UTRGV	55 66				
						201	A San Jose St.	75 66				
						211	A Utah Valley	59 53				
						211	H Utah Valley	73 68				
						212	A CSU Bakersfield	67 59				
						212	H CSU Bakersfield	86 63				
						231	A Grand Canyon	64 44				
						231	H Grand Canyon	60 58				
						271	A Seattle	66 56				
						271	H Seattle	69 54				
						302	A UMKC	68 62				
						302	H UMKC	78 74				
						310	H Northern Ariz.	87 53				
						313	N A&M-Corpus Christi	70 51				
						325	A North Dakota St.	79 69				
						334	H Southern Utah	74 60				
						344	A Chicago St.	70 60				
						344	H Chicago St.	76 63				
LAST 12 Division I GAMES:												
190	H UTRGV	55 66	231	A Grand Canyon	64 44							
302	H UMKC	78 74	190	A UTRGV	68 57							
271	A Seattle	66 56	212	H CSU Bakersfield	86 63							
212	A CSU Bakersfield	67 59	271	H Seattle	69 54							
344	H Chicago St.	76 63	344	A Chicago St.	70 60							
211	A Utah Valley	59 53	302	A UMKC	68 62							

Non-Div I Games: Eastern N.M. 76 61 Western N.M. 68 39

New Mexico St.

Loss, Non-Conf, S Site, H Home A Away N Neutral

Average RPI Win:	297	WON-LOST	WINNING	LAST 10	STRENGTH OF	OPP. STRENGTH	TEAM	ADJ.	CONF.	ADJ CONF.
Average RPI Loss:	200	RECORD	PCT. RANK	GAMES	SCHEDULE	OF SCHEDULE	RPI	RPI	RPI	RPI
DIV. I ONLY	6- 19	300	2- 8	313	290	331	331	25	25	
DIV. I NON-CONF.	1- 6	311	0- 0	330	293	349	349	26	26	
TOTALS	RPI 1-25	RPI 26-50	W-L RECORDS	RPI 51-100	RPI 101-150	RPI 150+				
6- 19	0- 0	0- 0	OVERALL	0- 3	0- 6	6- 10				
5- 6	0- 0	0- 0	HOME	0- 1	0- 2	5- 3				
1- 12	0- 0	0- 0	AWAY	0- 0	0- 1	1- 1				
0- 1	0- 0	0- 0	NEUTRAL	0- 0	0- 0	0- 1				
1- 6	0- 0	0- 0	NON-CONFERENCE	0- 0	0- 2	1- 4				
1- 1	0- 0	0- 0	HOME	0- 0	0- 0	1- 1				
0- 4	0- 0	0- 0	AWAY	0- 0	0- 2	0- 2				
0- 1	0- 0	0- 0	NEUTRAL	0- 0	0- 0	0- 1				
5- 13	0- 0	0- 0	CONFERENCE	0- 3	0- 4	5- 6				
4- 5	0- 0	0- 0	HOME	0- 1	0- 2	4- 2				
1- 8	0- 0	0- 0	AWAY	0- 2	0- 2	1- 4				
0- 0	0- 0	0- 0	NEUTRAL	0- 0	0- 0	0- 0				

RPI S	Opponent	Score	RPI S	Opponent	Score	RPI S	Opponent	Score	RPI S	Opponent	Score	Team's RPI: 331
						79	A Abilene Christian	70 80	107	A TCU	36 85	
						97	A Central Ark.	55 67	117	A Northwestern St.	53 70	
						97	H Central Ark.	44 59	117	H Northwestern St.	46 58	
									140	A Arkansas	41 73	
									144	A McNeese St.	63 92	
									144	H McNeese St.	74 77	
									175	A Ole Miss	59 97	
									199	H SFA	58 57	
									237	A Sam Houston St.	52 64	
									248	H Houston Baptist	51 71	
									286	A Kennesaw St.	53 60	
									287	A Lamar	52 79	
									288	N Florida A&M	60 71	
									306	A Nicholls St.	55 70	
									306	H Nicholls St.	62 55	
									309	H Jackson St.	85 68	
									312	H UNCG	79 81	
									313	A A&M-Corpus Christi	59 73	
									313	H A&M-Corpus Christi	64 75	
									318	A Southeastern La.	62 51	
									318	H Southeastern La.	57 55	
									330	H Incarnate Word	55 49	
LAST 12 Division I GAMES:												
			117	H Northwestern St.	46 58	313	H A&M-Corpus Christi	64 75				
			318	H Southeastern La.	57 55	97	A Central Ark.	55 67				
			79	A Abilene Christian	70 80	144	A McNeese St.	63 92				
			306	A Nicholls St.	55 70	144	H McNeese St.	74 77				
			117	A Northwestern St.	53 70	306	H Nicholls St.	62 55				
			318	A Southeastern La.	62 51	313	A A&M-Corpus Christi	59 73				

Non-Div I Games: LSU-Alexandria 93 75 Trinity Baptist 109 46

New Orleans

■ Loss, 
■ Non-Conf, S Site, 
■ Home 
■ Away 
N Neutral

## Niagara

Through Games Of March 8, 2016

Average RPI Win:	274	WON-LOST	WINNING	LAST 10	STRENGTH OF	OPP. STRENGTH	TEAM	ADJ.	CONF.	ADJ CONF.
Average RPI Loss:	170	RECORD	PCT. RANK	GAMES	SCHEDULE	OF SCHEDULE	RPI	RPI	RPI	RPI
DIV. I ONLY	8- 23	294	2- 8	243	232	290	290	23	23	
DIV. I NON-CONF.	2- 7	280	0- 0	228	155	278	278	22	22	
TOTALS	RPI 1-25	RPI 26-50	W-L RECORDS	RPI 51-100	RPI 101-150	RPI 150+				
8- 23	0- 0	0- 1	OVERALL	0- 3	0- 6	8- 13				
3- 11	0- 0	0- 0	HOME	0- 1	0- 3	3- 7				
4- 11	0- 0	0- 1	AWAY	0- 1	0- 3	4- 6				
1- 1	0- 0	0- 0	NEUTRAL	0- 1	0- 0	1- 0				
2- 7	0- 0	0- 1	NON-CONFERENCE	0- 0	0- 4	2- 2				
1- 3	0- 0	0- 0	HOME	0- 0	0- 2	1- 1				
1- 4	0- 0	0- 1	AWAY	0- 0	0- 2	1- 1				
0- 0	0- 0	0- 0	NEUTRAL	0- 0	0- 0	0- 0				
6- 16	0- 0	0- 0	CONFERENCE	0- 3	0- 2	6- 11				
2- 8	0- 0	0- 0	HOME	0- 1	0- 1	2- 6				
3- 7	0- 0	0- 0	AWAY	0- 1	0- 1	3- 5				
1- 1	0- 0	0- 0	NEUTRAL	0- 1	0- 0	1- 0				

RPI S	Opponent	Score	RPI S	Opponent	Score	RPI S	Opponent	Score	RPI S	Opponent	Score	Team's RPI: 290
			36 A	St. Bonaventure	55 67	86 A	Quinnipiac	52 70	101 A	Iona	46 73	
						86 H	Quinnipiac	54 61	101 H	Iona	52 73	
						86 N	Quinnipiac	51 74	125 H	Youngstown St.	54 71	
									130 H	Buffalo	48 57	
									137 A	Texas Tech	45 79	
									143 A	Detroit	75 80	
									160 A	Marist	50 63	
									160 H	Marist	68 82	
									200 A	Fairfield	43 61	
									200 H	Fairfield	56 55	
									205 H	Oakland	67 77	
									214 A	Dartmouth	47 60	
									223 A	Canisius	45 54	
									223 H	Canisius	66 68	
									223 N	Canisius	65 64	
									229 A	Siena	54 45	
									229 H	Siena	51 59	
									246 A	Monmouth	60 83	
									246 H	Monmouth	55 68	
									250 A	Manhattan	62 80	
									250 H	Manhattan	49 58	
									260 H	Cleveland St.	73 72	
									284 A	Rider	67 57	
									284 H	Rider	72 76	
									317 A	Mt. St. Mary's	53 51	
									339 A	Saint Peter's	52 48	
LAST 12 Division I GAMES:												
			86 N	Quinnipiac	51 74	284 H	Rider	72 76				
			223 N	Canisius	65 64	160 H	Marist	68 82				
			229 A	Siena	54 45	86 A	Quinnipiac	52 70				
			223 A	Canisius	45 54	200 A	Fairfield	43 61				
			250 H	Manhattan	49 58	101 H	Iona	52 73				
			246 H	Monmouth	55 68	223 H	Canisius	66 68				

Non-Div I Games:

Niagara

■ Loss, 
 ■ Non-Conf, 
 ■ S Site, 
 ■ H Home 
 ■ A Away 
 N Neutral

RPI	S	Opponent	Score
339	H	Saint Peter's	51 46

N  
i  
a  
g  
a  
r  
a

N  
i  
a  
g  
a  
r  
a

Niagara

Average RPI Win:	270	WON-LOST	WINNING	LAST 10	STRENGTH OF	OPP. STRENGTH	TEAM	ADJ.	CONF.	ADJ CONF.
Average RPI Loss:	199	RECORD	PCT. RANK	GAMES	SCHEDULE	OF SCHEDULE	RPI	RPI	RPI	RPI
DIV. I ONLY	9- 18	266	4- 6	309	313	306	306	25	25	
DIV. I NON-CONF.	1- 8	320	1- 0	307	344	344	344	26	26	
TOTALS	RPI 1-25	RPI 26-50	W-L RECORDS	RPI 51-100	RPI 101-150	RPI 150+				
9- 18	0- 0	0- 0	OVERALL	0- 3	2- 4	7- 11				
5- 8	0- 0	0- 0	HOME	0- 2	2- 0	3- 6				
3- 9	0- 0	0- 0	AWAY	0- 1	0- 3	3- 5				
1- 1	0- 0	0- 0	NEUTRAL	0- 0	0- 1	1- 0				
1- 8	0- 0	0- 0	NON-CONFERENCE	0- 0	0- 2	1- 6				
0- 4	0- 0	0- 0	HOME	0- 0	0- 0	0- 4				
0- 3	0- 0	0- 0	AWAY	0- 0	0- 1	0- 2				
1- 1	0- 0	0- 0	NEUTRAL	0- 0	0- 1	1- 0				
8- 10	0- 0	0- 0	CONFERENCE	0- 3	2- 2	6- 5				
5- 4	0- 0	0- 0	HOME	0- 2	2- 0	3- 2				
3- 6	0- 0	0- 0	AWAY	0- 1	0- 2	3- 3				
0- 0	0- 0	0- 0	NEUTRAL	0- 0	0- 0	3- 0				

RPI S	Opponent	Score	RPI S	Opponent	Score	RPI S	Opponent	Score	RPI S	Opponent	Score	Team's RPI: 306
						79	H Abilene Christian	68 71	111	N Samford	43 45	
						97	A Central Ark.	51 56	117	A Northwestern St.	62 66	
						97	H Central Ark.	65 71	117	H Northwestern St.	70 61	
									141	A Troy	51 104	
									144	A McNeese St.	62 96	
									144	H McNeese St.	85 81	
									166	A New Mexico	43 83	
									181	H Grambling	65 69	
									184	H Louisiana Tech	55 58	
									199	H SFA	67 89	
									237	A Sam Houston St.	67 63	
									248	A Houston Baptist	71 80	
									273	A La.-Monroe	57 69	
									275	H Prairie View	70 81	
									287	H Lamar	69 59	
									297	H Jacksonville St.	49 63	
									313	A A&M-Corpus Christi	64 62	
									318	A Southeastern La.	68 78	
									318	H Southeastern La.	70 52	
									330	A Incarnate Word	66 64	
									330	H Incarnate Word	61 63	
									331	A New Orleans	55 62	
									331	H New Orleans	70 55	
									349	N Mississippi Val.	63 54	
LAST 12 Division I GAMES:												
			349	N Mississippi Val.	63 54				117	A Northwestern St.	62 66	
			318	H Southeastern La.	70 52				318	A Southeastern La.	68 78	
			97	A Central Ark.	51 56				144	H McNeese St.	85 81	
			144	A McNeese St.	62 96				330	H Incarnate Word	61 63	
			331	H New Orleans	70 55				330	A Incarnate Word	66 64	
			199	H SFA	67 89				331	A New Orleans	55 62	

Non-Div I Games: Southern-N.O. 98 65

Nicholls St.

■ Loss, 
 ■ Non-Conf, 
 ■ S Site, 
 ■ Home 
 ■ A Away 
 N Neutral



Average RPI Win:	271	WON-LOST	WINNING	LAST 10	STRENGTH OF	OPP. STRENGTH	TEAM	ADJ.	CONF.	ADJ CONF.
Average RPI Loss:	241	RECORD	PCT. RANK	GAMES	SCHEDULE	OF SCHEDULE	RPI	RPI	RPI	RPI
DIV. I ONLY	3- 24	339	3- 7	335	335	347	347	32	32	
DIV. I NON-CONF.	0- 10	338	0- 0	260	298	345	345	30	30	
TOTALS	RPI 1-25	RPI 26-50	W-L RECORDS	RPI 51-100	RPI 101-150	RPI 150+				
3- 24	0- 1	0- 0	OVERALL	0- 0	0- 2	3- 21				
1- 10	0- 0	0- 0	HOME	0- 0	0- 0	1- 10				
2- 11	0- 1	0- 0	AWAY	0- 0	0- 2	2- 8				
0- 3	0- 0	0- 0	NEUTRAL	0- 0	0- 0	0- 3				
0- 10	0- 1	0- 0	NON-CONFERENCE	0- 0	0- 2	0- 7				
0- 3	0- 0	0- 0	HOME	0- 0	0- 0	0- 3				
0- 5	0- 1	0- 0	AWAY	0- 0	0- 2	0- 2				
0- 2	0- 0	0- 0	NEUTRAL	0- 0	0- 0	0- 2				
3- 14	0- 0	0- 0	CONFERENCE	0- 0	0- 0	3- 14				
1- 7	0- 0	0- 0	HOME	0- 0	0- 0	1- 7				
2- 6	0- 0	0- 0	AWAY	0- 0	0- 0	2- 6				
0- 1	0- 0	0- 0	NEUTRAL	0- 0	0- 0	0- 1				

RPI 1-25			RPI 26-50			RPI 51-100			RPI 101+ Team's RPI: 347		
RPI	S	Opponent	Score	RPI	S	Opponent	Score	RPI	S	Opponent	Score
21	A	Mississippi St.	34 92					109	A	Virginia	50 86
								132	A	Marshall	67 81
								203	A	William & Mary	47 67
								204	A	Hampton	62 73
								204	H	Hampton	71 66
								205	H	Oakland	73 83
								210	H	USC Upstate	62 82
								218	A	N.C. A&T	53 64
								222	A	Loyola Maryland	67 75
								242	H	Bethune-Cookman	45 53
								245	A	Coppin St.	44 69
								245	H	Coppin St.	47 56
								245	N	Coppin St.	54 78
								253	A	Morgan St.	58 67
								253	H	Morgan St.	56 59
								270	H	UNCW	57 61
								280	N	La Salle	59 67
								281	A	UMES	74 63
								288	H	Florida A&M	67 83
								299	H	Savannah St.	53 68
								303	H	South Carolina St.	52 60
								322	A	Delaware St.	61 64
								328	A	Howard	110 108
								328	H	Howard	63 64
								335	N	St. Francis Brooklyn	55 59
								348	A	N.C. Central	62 63
LAST 12 Division I GAMES:											
245	N	Coppin St.	54 78	281	A	UMES	74 63				
204	H	Hampton	71 66	328	A	Howard	110 108				
328	H	Howard	63 64	204	A	Hampton	62 73				
245	H	Coppin St.	47 56	299	H	Savannah St.	53 68				
322	A	Delaware St.	61 64	303	H	South Carolina St.	52 60				
253	H	Morgan St.	56 59	218	A	N.C. A&T	53 64				

Non-Div I Games:

Norfolk St.

■ Loss, 
■ Non-Conf, S Site, 
■ Home 
■ Away 
N Neutral

## North Carolina

Through Games Of March 8, 2016

Average RPI Win:	173	WON-LOST	WINNING	LAST 10	STRENGTH OF	OPP. STRENGTH	TEAM	ADJ.	CONF.	ADJ CONF.
Average RPI Loss:	79	RECORD	PCT. RANK	GAMES	SCHEDULE	OF SCHEDULE	RPI	RPI	RPI	RPI
DIV. I ONLY	14- 18	210	2- 8	56	75	153	153	4	4	
DIV. I NON-CONF.	10- 5	99	0- 0	97	252	132	132	5	5	
TOTALS	RPI 1-25	RPI 26-50	W-L RECORDS	RPI 51-100	RPI 101-150	RPI 150+				
14- 18	1- 3	0- 6	OVERALL	1- 3	4- 4	8- 2				
11- 9	1- 1	0- 3	HOME	1- 2	2- 1	7- 2				
1- 8	0- 2	0- 3	AWAY	0- 1	1- 2	0- 0				
2- 1	0- 0	0- 0	NEUTRAL	0- 0	1- 1	1- 0				
10- 5	0- 0	0- 1	NON-CONFERENCE	1- 2	2- 0	7- 2				
8- 4	0- 0	0- 0	HOME	1- 2	1- 0	6- 2				
0- 1	0- 0	0- 1	AWAY	0- 0	0- 0	0- 0				
2- 0	0- 0	0- 0	NEUTRAL	0- 0	1- 0	1- 0				
4- 13	1- 3	0- 5	CONFERENCE	0- 1	2- 4	1- 0				
3- 5	1- 1	0- 3	HOME	0- 0	1- 1	1- 0				
1- 7	0- 2	0- 2	AWAY	0- 1	1- 2	0- 0				
0- 1	0- 0	0- 0	NEUTRAL	0- 0	0- 1	0- 0				

RPI	S	Opponent	Score	RPI	S	Opponent	Score	RPI	S	Opponent	Score	RPI	S	Opponent	Score	Team's RPI: 153
1	A	Notre Dame	54 88	26	H	Miami (FL)	61 76	63	H	Maine	59 58	101	H	Iona	64 52	
13	H	Syracuse	77 73	32	A	Oklahoma St.	67 77	73	A	Georgia Tech	73 80	109	A	Virginia	68 72	
14	H	Louisville	60 78	47	A	Duke	55 71	84	H	Oregon	77 79	113	N	Gonzaga	67 62	
15	A	Florida St.	63 94	47	H	Duke	57 93	99	H	Northwestern	72 85	118	A	Boston College	86 78	
				49	A	North Carolina St.	49 78					121	H	Virginia Tech	71 67	
				49	H	North Carolina St.	66 80					127	H	Pittsburgh	60 76	
												127	N	Pittsburgh	72 82	
												138	A	Wake Forest	63 75	
												157	H	Yale	70 63	
												170	N	Southern Miss.	69 62	
												176	H	Pacific	63 66	
												206	H	Gardner-Webb	65 66	
												210	H	USC Upstate	80 40	
												232	H	New Hampshire	65 60	
												256	H	Clemson	72 56	
												262	H	Appalachian St.	68 59	
												288	H	Florida A&M	94 58	
												314	H	Fairleigh Dickinson	64 46	
LAST 12 Division I GAMES:																
		127 N Pittsburgh	72 82			121 H Virginia Tech	71 67									
		47 H Duke	57 93			118 A Boston College	86 78									
		109 A Virginia	68 72			14 H Louisville	60 78									
		49 H North Carolina St.	66 80			49 A North Carolina St.	49 78									
		127 H Pittsburgh	60 76			47 A Duke	55 71									
		15 A Florida St.	63 94			138 A Wake Forest	63 75									

Non-Div I Games:

North Carolina

■ Loss, 
 ■ Non-Conf, 
 ■ S Site, 
 ■ H Home 
 ■ A Away 
 N Neutral

Average RPI Win:	146	WON-LOST	WINNING	LAST 10	STRENGTH OF	OPP. STRENGTH	TEAM	ADJ.	CONF.	ADJ CONF.
Average RPI Loss:	43	RECORD	PCT. RANK	GAMES	SCHEDULE	OF SCHEDULE	RPI	RPI	RPI	RPI
DIV. I ONLY	20- 11	84	5- 5	42	47	49	49	4	4	
DIV. I NON-CONF.	9- 4	95	0- 0	85	97	76	76	5	5	
TOTALS	RPI 1-25	RPI 26-50	W-L RECORDS	RPI 51-100	RPI 101-150	RPI 150+				
20- 11	0- 6	1- 2	OVERALL	3- 2	7- 1	9- 0				
11- 4	0- 3	0- 0	HOME	3- 1	3- 0	5- 0				
6- 5	0- 2	1- 1	AWAY	0- 1	3- 1	2- 0				
3- 2	0- 1	0- 1	NEUTRAL	0- 0	1- 0	2- 0				
9- 4	0- 1	0- 1	NON-CONFERENCE	2- 2	1- 0	6- 0				
6- 1	0- 0	0- 0	HOME	2- 1	0- 0	4- 0				
1- 2	0- 1	0- 0	AWAY	0- 1	1- 0	0- 0				
2- 1	0- 0	0- 1	NEUTRAL	0- 0	0- 0	2- 0				
11- 7	0- 5	1- 1	CONFERENCE	1- 0	6- 1	3- 0				
5- 3	0- 3	0- 0	HOME	1- 0	3- 0	1- 0				
5- 3	0- 1	1- 1	AWAY	0- 0	2- 1	2- 0				
1- 1	0- 1	0- 0	NEUTRAL	0- 0	1- 0	0- 0				

RPI 1-25				RPI 26-50				Team's RPI: 49		RPI 51-100				RPI 101+			
RPI	S	Opponent	Score	RPI	S	Opponent	Score		RPI	S	Opponent	Score	RPI	S	Opponent	Score	
1	A	Notre Dame	46 82	26	A	Miami (FL)	44 73		56	H	Villanova	70 64	109	H	Virginia	63 52	
13	H	Syracuse	52 55	41	N	Seton Hall	55 58		73	H	Georgia Tech	65 57	118	H	Boston College	74 63	
13	N	Syracuse	61 80	47	A	Duke	65 62		77	H	Charlotte	72 65	118	N	Boston College	76 60	
14	H	Louisville	90 92						89	H	Elon	66 69	121	A	Virginia Tech	72 61	
15	H	Florida St.	52 56						94	A	Nebraska	67 88	127	A	Pittsburgh	78 76	
25	A	Florida	72 79										128	A	Liberty	61 53	
													138	A	Wake Forest	58 63	
													138	H	Wake Forest	64 47	
													153	A	North Carolina	80 66	
													153	H	North Carolina	78 49	
													164	N	UAB	67 56	
													172	H	Radford	67 52	
													177	N	Eastern Ky.	73 62	
													189	H	Davidson	58 42	
													252	H	High Point	89 48	
													256	A	Clemson	71 57	
													298	H	Western Caro.	86 55	
LAST 12 Division I GAMES:																	
				13	N	Syracuse	61 80		118	H	Boston College	74 63					
				118	N	Boston College	76 60		138	A	Wake Forest	58 63					
				256	A	Clemson	71 57		1	A	Notre Dame	46 82					
				15	H	Florida St.	52 56		153	H	North Carolina	78 49					
				153	A	North Carolina	80 66		109	H	Virginia	63 52					
				13	H	Syracuse	52 55		121	A	Virginia Tech	72 61					

Non-Div I Games:

North Carolina St.

■ Loss, 
■ Non-Conf, S Site, 
■ Home 
■ Away 
N Neutral

Average RPI Win:	213	WON-LOST	WINNING	LAST 10	STRENGTH OF	OPP. STRENGTH	TEAM	ADJ.	CONF.	ADJ CONF.
Average RPI Loss:	112	RECORD	PCT. RANK	GAMES	SCHEDULE	OF SCHEDULE	RPI	RPI	RPI	RPI
DIV. I ONLY	17- 12	124	9- 1	67	271	92	92	20	20	
DIV. I NON-CONF.	4- 7	222	0- 0	31	198	170	170	23	23	
TOTALS	RPI 1-25	RPI 26-50	W-L RECORDS	RPI 51-100	RPI 101-150	RPI 150+				
17- 12	0- 0	0- 0	OVERALL	1- 6	1- 4	15- 2				
11- 3	0- 0	0- 0	HOME	1- 1	1- 1	9- 1				
6- 8	0- 0	0- 0	AWAY	0- 0	0- 0	6- 0				
0- 1	0- 0	0- 0	NEUTRAL	0- 0	0- 1	0- 0				
4- 7	0- 0	0- 0	NON-CONFERENCE	1- 6	0- 1	3- 0				
4- 1	0- 0	0- 0	HOME	1- 1	0- 0	3- 0				
0- 5	0- 0	0- 0	AWAY	0- 5	0- 0	0- 0				
0- 1	0- 0	0- 0	NEUTRAL	0- 0	0- 1	0- 0				
13- 5	0- 0	0- 0	CONFERENCE	0- 0	1- 3	12- 2				
7- 2	0- 0	0- 0	HOME	0- 0	1- 1	6- 1				
6- 3	0- 0	0- 0	AWAY	0- 0	0- 2	6- 1				
0- 0	0- 0	0- 0	NEUTRAL	0- 0	0- 0	0- 0				

[illegible]

Non-Div I Games:

North Dakota

Loss, Non-Conf, S Site, H Home A Away N Neutral

Average RPI Win:	302	WON-LOST	WINNING	LAST 10	STRENGTH OF	OPP. STRENGTH	TEAM	ADJ.	CONF.	ADJ CONF.
Average RPI Loss:	173	RECORD	PCT. RANK	GAMES	SCHEDULE	OF SCHEDULE	RPI	RPI	RPI	RPI
DIV. I ONLY	5- 22	316	2- 8	254	252	325	325	18	18	
DIV. I NON-CONF.	3- 8	258	0- 0	270	334	301	301	18	18	
TOTALS	RPI 1-25	RPI 26-50	W-L RECORDS	RPI 51-100	RPI 101-150	RPI 150+				
5- 22	0- 0	0- 0	OVERALL	0- 6	0- 5	5- 11				
3- 9	0- 0	0- 0	HOME	0- 3	0- 3	3- 3				
1- 11	0- 0	0- 0	AWAY	0- 3	0- 2	1- 6				
1- 2	0- 0	0- 0	NEUTRAL	0- 0	0- 0	1- 2				
3- 8	0- 0	0- 0	NON-CONFERENCE	0- 2	0- 1	3- 5				
1- 3	0- 0	0- 0	HOME	0- 1	0- 1	1- 1				
1- 3	0- 0	0- 0	AWAY	0- 1	0- 0	1- 2				
1- 2	0- 0	0- 0	NEUTRAL	0- 0	0- 0	1- 2				
2- 14	0- 0	0- 0	CONFERENCE	0- 4	0- 4	2- 6				
2- 6	0- 0	0- 0	HOME	0- 2	0- 2	2- 2				
0- 8	0- 0	0- 0	AWAY	0- 2	0- 2	0- 4				
0- 0	0- 0	0- 0	NEUTRAL	0- 0	0- 0	0- 0				

RPI 1-25				RPI 26-50				RPI 51-100				RPI 101+				Team's RPI: 325	
RPI	S	Opponent	Score	RPI	S	Opponent	Score	RPI	S	Opponent	Score	RPI	S	Opponent	Score		
								51	A	South Dakota St.	47	81	108	H	New Mexico St.	69	79
								51	H	South Dakota St.	63	81	124	A	IUPUI	44	67
								61	A	South Dakota	54	80	124	H	IUPUI	63	64
								61	H	South Dakota	94	96	139	A	Oral Roberts	58	59
								63	H	Maine	51	82	139	H	Oral Roberts	42	52
								92	A	North Dakota	54	71	162	N	Delaware	50	62
													218	N	N.C. A&T	64	72
													231	H	Grand Canyon	67	76
													234	A	San Diego St.	54	64
													238	A	Omaha	52	77
													238	H	Omaha	74	67
													239	A	Western Ill.	89	100
													239	H	Western Ill.	82	94
													275	N	Prairie View	79	58
													301	A	Denver	53	64
													301	H	Denver	45	55
													315	A	IPFW	69	85
													315	H	IPFW	94	85
													319	A	Kent St.	54	75
													338	H	Cal St. Fullerton	79	64
													342	A	NJIT	64	59
LAST 12 Division I GAMES:																	
				315	A	IPFW	69	85		139	A	Oral Roberts	58	59			
				239	A	Western Ill.	89	100		61	A	South Dakota	54	80			
				301	H	Denver	45	55		315	H	IPFW	94	85			
				238	H	Omaha	74	67		239	H	Western Ill.	82	94			
				124	H	IUPUI	63	64		124	A	IUPUI	44	67			
				51	A	South Dakota St.	47	81		61	H	South Dakota	94	96			

Non-Div I Games: Valley City St. 85 77 St. Mary (NE) 88 68

North Dakota St.

Loss, Non-Conf, S Site, H Home A Away N Neutral

# North Florida

# Through Games Of March 8, 2016

Average RPI Win: <b>323</b>	WON-LOST	WINNING	LAST 10	STRENGTH OF	OPP. STRENGTH	TEAM	ADJ.	CONF.	ADJ CONF.
Average RPI Loss: <b>189</b>	RECORD	PCT. RANK	GAMES	SCHEDULE	OF SCHEDULE	RPI	RPI	RPI	RPI
DIV. I ONLY	5- 22	316	1- 9	248	315	326	326	29	29
DIV. I NON-CONF.	2- 10	304	0- 0	238	295	313	313	28	28
TOTALS	RPI 1-25	RPI 26-50	W-L RECORDS	RPI 51-100	RPI 101-150	RPI 150+			
5- 22	0- 1	0- 0	OVERALL	0- 4	0- 1	5- 16			
3- 10	0- 0	0- 0	HOME	0- 2	0- 0	3- 8			
2- 12	0- 1	0- 0	AWAY	0- 2	0- 1	2- 8			
0- 0	0- 0	0- 0	NEUTRAL	0- 0	0- 0	0- 0			
2- 10	0- 1	0- 0	NON-CONFERENCE	0- 2	0- 1	2- 6			
1- 5	0- 0	0- 0	HOME	0- 1	0- 0	1- 4			
1- 5	0- 1	0- 0	AWAY	0- 1	0- 1	1- 2			
0- 0	0- 0	0- 0	NEUTRAL	0- 0	0- 0	0- 0			
3- 12	0- 0	0- 0	CONFERENCE	0- 2	0- 0	3- 10			
2- 5	0- 0	0- 0	HOME	0- 1	0- 0	2- 4			
1- 7	0- 0	0- 0	AWAY	0- 1	0- 0	1- 6			
0- 0	0- 0	0- 0	NEUTRAL	0- 0	0- 0	0- 0			

RPI 1-25				RPI 26-50				RPI 51-100				RPI 101+				Team's RPI: 326			
RPI	S	Opponent	Score	RPI	S	Opponent	Score	RPI	S	Opponent	Score	RPI	S	Opponent	Score				
15	A	Florida St.	28 80					64	H	Purdue	47 70	112	A	Mercer	54 68				
								67	A	FGCU	50 75	152	A	Jacksonville	51 65				
								67	H	FGCU	38 65	152	H	Jacksonville	39 73				
								94	A	Nebraska	46 91	158	A	Alabama	47 69				
												195	A	Stetson	61 81				
												195	H	Stetson	56 67				
												210	A	USC Upstate	54 69				
												210	A	USC Upstate	50 76				
												210	H	USC Upstate	61 75				
												242	H	Bethune-Cookman	49 53				
												268	H	Campbell	55 66				
												270	H	UNCW	47 63				
												272	A	Georgia St.	63 76				
												286	A	Kennesaw St.	54 76				
												286	H	Kennesaw St.	55 70				
												295	H	Towson	74 72				
												302	A	UMKC	62 55				
												303	H	South Carolina St.	48 53				
												333	A	Lipscomb	71 78				
												333	H	Lipscomb	78 70				
				LAST 12 Division I GAMES:												342	A	NJIT	68 51
				210	A	USC Upstate	50 76	195	H	Stetson	56 67	342	H	NJIT	72 49				
				152	A	Jacksonville	51 65	67	A	FGCU	50 75								
				342	H	NJIT	72 49	195	A	Stetson	61 81								
				210	H	USC Upstate	61 75	67	H	FGCU	38 65								
				286	A	Kennesaw St.	54 76	210	A	USC Upstate	54 69								
				333	A	Lipscomb	71 78	342	A	NJIT	68 51								

Non-Div I Games: Warner 60 51 Webber Int'l 60 72 Trinity Baptist 97 30 North Florida

## North Texas

Through Games Of March 8, 2016

Average RPI Win:	197	WON-LOST	WINNING	LAST 10	STRENGTH OF	OPP. STRENGTH	TEAM	ADJ.	CONF.	ADJ CONF.
Average RPI Loss:	138	RECORD	PCT. RANK	GAMES	SCHEDULE	OF SCHEDULE	RPI	RPI	RPI	RPI
DIV. I ONLY	11- 18	244	3- 7	194	111	225	225	12	12	
DIV. I NON-CONF.	5- 5	160	0- 0	227	135	185	185	10	10	
TOTALS	RPI 1-25	RPI 26-50	W-L RECORDS	RPI 51-100	RPI 101-150	RPI 150+				
11- 18	0- 0	1- 2	OVERALL	0- 4	2- 2	8- 10				
5- 9	0- 0	0- 1	HOME	0- 3	1- 1	4- 4				
5- 9	0- 0	1- 1	AWAY	0- 1	1- 1	3- 6				
1- 0	0- 0	0- 0	NEUTRAL	0- 0	0- 0	1- 0				
5- 5	0- 0	1- 0	NON-CONFERENCE	0- 1	1- 2	3- 2				
2- 3	0- 0	0- 0	HOME	0- 1	1- 1	1- 1				
3- 2	0- 0	1- 0	AWAY	0- 0	0- 1	2- 1				
0- 0	0- 0	0- 0	NEUTRAL	0- 0	0- 0	0- 0				
6- 13	0- 0	0- 2	CONFERENCE	0- 3	1- 0	5- 8				
3- 6	0- 0	0- 1	HOME	0- 2	0- 0	3- 3				
2- 7	0- 0	0- 1	AWAY	0- 1	1- 0	1- 5				
1- 0	0- 0	0- 0	NEUTRAL	0- 0	0- 0	1- 0				

RPI S	Opponent	Score	RPI S	Opponent	Score	RPI S	Opponent	Score	RPI S	Opponent	Score	Team's RPI: 225
30	H UTEP	67 75	66	H Middle Tenn.	52 76	101	A Iona	51 62				
31	A Oklahoma	61 57	68	H San Francisco	61 69	122	H Arizona	44 51				
35	A Western Ky.	53 65	77	A Charlotte	69 72	124	H IUPUI	68 67				
			77	H Charlotte	70 82	132	A Marshall	71 63				
						151	A Old Dominion	55 62				
						151	H Old Dominion	48 65				
						164	H UAB	53 51				
						170	A Southern Miss.	38 57				
						170	H Southern Miss.	57 55				
						174	A Fla. Atlantic	61 71				
						174	N Fla. Atlantic	79 74				
						184	A Louisiana Tech	71 77				
						184	H Louisiana Tech	67 78				
						188	H Weber St.	38 45				
						194	H SMU	60 57				
						233	A Rice	97 100				
						233	H Rice	73 79				
						244	A Texas St.	62 64				
						264	H UTSA	68 58				
						280	A La Salle	69 63				
						304	A FIU	58 40				
						330	A Incarnate Word	62 55				
LAST 12 Division I GAMES:												
174	N Fla. Atlantic	79 74	304	A FIU	58 40							
77	A Charlotte	69 72	77	H Charlotte	70 82							
151	A Old Dominion	55 62	151	H Old Dominion	48 65							
170	H Southern Miss.	57 55	184	A Louisiana Tech	71 77							
184	H Louisiana Tech	67 78	170	A Southern Miss.	38 57							
174	A Fla. Atlantic	61 71	233	H Rice	73 79							

Non-Div I Games:

North Texas

■ Loss, 
 ■ Non-Conf, 
 ■ S Site, 
 ■ H Home 
 ■ A Away 
 N Neutral

Northwestern				Through Games Of March 9, 1910						
Average RPI Win:	212	WON-LOST	WINNING	LAST 10	STRENGTH OF	OPP. STRENGTH	TEAM	ADJ.	CONF.	ADJ CONF.
Average RPI Loss:	109	RECORD	PCT. RANK	GAMES	SCHEDULE	OF SCHEDULE	RPI	RPI	RPI	RPI
DIV. I ONLY	14- 15	179	7- 3	119	143	159	159	13	13	
DIV. I NON-CONF.	5- 6	180	0- 0	116	195	177	177	11	11	
-----										
TOTALS	RPI 1-25	RPI 26-50		W-L RECORDS		RPI 51-100	RPI 101-150	RPI 150+		
14- 15	0- 1	0- 3		OVERALL		3- 5	0- 2	11- 4		
6- 9	0- 1	0- 1		HOME		1- 4	0- 1	5- 2		
8- 4	0- 0	0- 1		AWAY		2- 1	0- 0	6- 2		
0- 2	0- 0	0- 1		NEUTRAL		0- 0	0- 1	0- 0		
5- 6	0- 1	0- 1		NON-CONFERENCE		1- 1	0- 2	4- 1		
2- 4	0- 1	0- 0		HOME		1- 1	0- 1	1- 1		
3- 0	0- 0	0- 0		AWAY		0- 0	0- 0	3- 0		
0- 2	0- 0	0- 1		NEUTRAL		0- 0	0- 1	0- 0		
9- 9	0- 0	0- 2		CONFERENCE		2- 4	0- 0	7- 3		
4- 5	0- 0	0- 1		HOME		0- 3	0- 0	4- 1		
5- 4	0- 0	0- 1		AWAY		2- 1	0- 0	3- 2		
0- 0	0- 0	0- 0		NEUTRAL		0- 0	0- 0	0- 0		

RPI 1-25				RPI 26-50				RPI 51-100				RPI 101+ Team's RPI: 159			
RPI	S	Opponent	Score	RPI	S	Opponent	Score	RPI	S	Opponent	Score	RPI	S	Opponent	Score
17	H	Michigan St.	51 77	34	A	James Madison	62 85	63	H	Maine	56 44	115	N	Fresno St.	55 69
				34	H	James Madison	52 61	65	A	Hofstra	50 75	118	H	Boston College	45 71
				44	N	Missouri	56 69	65	H	Hofstra	64 71	162	A	Delaware	52 59
								80	H	Drexel	73 65	162	H	Delaware	57 54
								80	H	Drexel	49 53	203	A	William & Mary	62 69
								86	H	Quinnipiac	60 71	203	H	William & Mary	69 68
								89	A	Elon	67 61	223	H	Canisius	57 68
								89	H	Elon	54 56	227	A	Col. of Charleston	52 49
												227	H	Col. of Charleston	78 66
												229	A	Siena	70 67
												232	A	New Hampshire	66 54
												270	A	UNCW	72 66
												270	H	UNCW	69 52
												281	H	UMES	60 49
												295	A	Towson	81 63
												295	H	Towson	71 72
												343	A	Boston U.	77 44
LAST 12 Division I GAMES:															
				65	H	Hofstra	64 71	270	A	UNCW	72 66				
				295	A	Towson	81 63	34	H	James Madison	52 61				
				227	H	Col. of Charleston	78 66	227	A	Col. of Charleston	52 49				
				270	H	UNCW	69 52	203	A	William & Mary	62 69				
				162	H	Delaware	57 54	89	H	Elon	54 56				
				89	A	Elon	67 61	80	H	Drexel	49 53				

Non-Div I Games:

Northeastern

Loss, Non-Conf, S Site, H Home A Away N Neutral



Average RPI Win:	288	WON-LOST	WINNING	LAST 10	STRENGTH OF	OPP. STRENGTH	TEAM	ADJ.	CONF.	ADJ CONF.
Average RPI Loss:	162	RECORD	PCT. RANK	GAMES	SCHEDULE	OF SCHEDULE	RPI	RPI	RPI	RPI
DIV. I ONLY	4- 24	327	0- 10	128	292	310	310	20	20	
DIV. I NON-CONF.	2- 7	280	0- 0	125	205	237	237	23	23	
TOTALS	RPI 1-25	RPI 26-50	W-L RECORDS	RPI 51-100	RPI 101-150	RPI 150+				
4- 24	0- 0	0- 1	OVERALL	0- 2	0- 8	4- 13				
3- 8	0- 0	0- 0	HOME	0- 0	0- 3	3- 5				
1- 14	0- 0	0- 1	AWAY	0- 2	0- 4	1- 7				
0- 2	0- 0	0- 0	NEUTRAL	0- 0	0- 1	0- 1				
2- 7	0- 0	0- 1	NON-CONFERENCE	0- 1	0- 4	2- 1				
1- 1	0- 0	0- 0	HOME	0- 0	0- 1	1- 0				
1- 5	0- 0	0- 1	AWAY	0- 1	0- 2	1- 1				
0- 1	0- 0	0- 0	NEUTRAL	0- 0	0- 1	0- 0				
2- 17	0- 0	0- 0	CONFERENCE	0- 1	0- 4	2- 12				
2- 7	0- 0	0- 0	HOME	0- 0	0- 2	2- 5				
0- 9	0- 0	0- 0	AWAY	0- 1	0- 2	0- 6				
0- 1	0- 0	0- 0	NEUTRAL	0- 0	0- 0	0- 1				

RPI 1-25				RPI 26-50				RPI 51-100				RPI 101+				Team's RPI: 310
RPI	S	Opponent	Score	RPI	S	Opponent	Score	RPI	S	Opponent	Score	RPI	S	Opponent	Score	
				30	A	UTEP	66 77	92	A	North Dakota	56 63	108	A	New Mexico St.	53 87	
								94	A	Nebraska	67 90	119	H	Hawaii	52 61	
												126	N	Long Beach St.	48 69	
												129	A	Iowa St.	63 79	
												135	A	Idaho	59 76	
												135	H	Idaho	51 72	
												150	A	Montana St.	77 86	
												150	H	Montana St.	72 83	
												163	A	Montana	58 81	
												163	H	Montana	57 61	
												163	N	Montana	63 78	
												167	H	Sacramento St.	79 111	
												179	A	Eastern Wash.	65 72	
												179	H	Eastern Wash.	71 81	
												182	A	Northern Colo.	55 79	
												188	A	Weber St.	88 95	
												188	H	Weber St.	56 76	
												193	A	Idaho St.	61 71	
												193	H	Idaho St.	63 62	
												202	A	Colorado	66 90	
												287	H	Lamar	75 63	
												321	H	Portland St.	80 88	
												334	A	Southern Utah	68 73	
												334	H	Southern Utah	57 48	
												336	A	UC Irvine	71 55	
LAST 12 Division I GAMES:																
				163	N	Montana	63 78	163	H	Montana	57 61					
				167	H	Sacramento St.	79 111	150	H	Montana St.	72 83					
				321	H	Portland St.	80 88	135	A	Idaho	59 76					
				334	A	Southern Utah	68 73	179	A	Eastern Wash.	65 72					
				188	A	Weber St.	88 95	193	H	Idaho St.	63 62					
				193	A	Idaho St.	61 71	188	H	Weber St.	56 76					

Non-Div I Games: N.M. Highlands 91 43 Dixie St. 68 66

Northern Ariz.

Loss, Non-Conf, S Site, H Home A Away N Neutral

Average RPI Win:	227	WON-LOST	WINNING	LAST 10	STRENGTH OF	OPP. STRENGTH	TEAM	ADJ.	CONF.	ADJ CONF.
Average RPI Loss:	143	RECORD	PCT. RANK	GAMES	SCHEDULE	OF SCHEDULE	RPI	RPI	RPI	RPI
DIV. I ONLY	12- 16	216	4- 6	105	258	182	182	20	20	
DIV. I NON-CONF.	4- 5	193	0- 0	142	138	160	160	23	23	
TOTALS	RPI 1-25	RPI 26-50	W-L RECORDS	RPI 51-100	RPI 101-150	RPI 150+				
12- 16	0- 0	0- 1	OVERALL	0- 4	3- 2	9- 9				
7- 5	0- 0	0- 1	HOME	0- 2	2- 0	5- 2				
3- 10	0- 0	0- 0	AWAY	0- 2	0- 2	3- 6				
2- 1	0- 0	0- 0	NEUTRAL	0- 0	1- 0	1- 1				
4- 5	0- 0	0- 1	NON-CONFERENCE	0- 2	1- 0	3- 2				
1- 2	0- 0	0- 1	HOME	0- 1	0- 0	1- 0				
1- 3	0- 0	0- 0	AWAY	0- 1	0- 0	1- 2				
2- 0	0- 0	0- 0	NEUTRAL	0- 0	1- 0	1- 0				
8- 11	0- 0	0- 0	CONFERENCE	0- 2	2- 2	6- 7				
6- 3	0- 0	0- 0	HOME	0- 1	2- 0	4- 2				
2- 7	0- 0	0- 0	AWAY	0- 1	0- 2	2- 4				
0- 1	0- 0	0- 0	NEUTRAL	0- 0	0- 0	0- 1				

RPI 1-25			RPI 26-50			RPI 51-100			RPI 101+ Team's RPI: 182		
RPI	S	Opponent	Score	RPI	S	Opponent	Score	RPI	S	Opponent	Score
				45	H	Colorado St.	46 62	51	A	South Dakota St.	62 66
								54	H	St. Mary's (CA)	52 65
								92	A	North Dakota	51 54
								92	H	North Dakota	58 59
LAST 12 Division I GAMES:											
				193	N	Idaho St.	45 54	179	H	Eastern Wash.	57 66
				163	H	Montana	66 72	135	H	Idaho	70 68
				150	H	Montana St.	80 73	193	A	Idaho St.	61 59
				321	A	Portland St.	70 59	188	A	Weber St.	79 82
				167	A	Sacramento St.	72 83	92	A	North Dakota	51 54
				92	H	North Dakota	58 59	310	H	Northern Ariz.	79 55
								123	N	Akron	78 65
								135	A	Idaho	56 66
								135	H	Idaho	70 68
								150	A	Montana St.	58 66
								150	H	Montana St.	80 73
								163	A	Montana	46 58
								163	H	Montana	66 72
								167	A	Sacramento St.	72 83
								179	A	Eastern Wash.	55 59
								179	H	Eastern Wash.	57 66
								188	A	Weber St.	79 82
								188	H	Weber St.	65 63
								193	A	Idaho St.	61 59
								193	H	Idaho St.	48 47
								193	N	Idaho St.	45 54
								202	A	Colorado	41 63
								230	H	Utah St.	74 60
								231	A	Grand Canyon	59 69
								243	N	Valparaiso	77 63
								301	A	Denver	60 51
								310	H	Northern Ariz.	79 55
								321	A	Portland St.	70 59
								334	H	Southern Utah	64 44

Non-Div I Games: Western St. 101 48

Northern Colo.

■ Loss, 
 ■ Non-Conf, S Site, 
 ■ Home 
 ■ Away 
 N Neutral

## Northern Ill.

Through Games Of March 8, 2016

Average RPI Win:	<b>242</b>	WON-LOST	WINNING	LAST 10	STRENGTH OF	OPP. STRENGTH	TEAM	ADJ.	CONF.	ADJ CONF.
Average RPI Loss:	<b>136</b>	RECORD	PCT. RANK	GAMES	SCHEDULE	OF SCHEDULE	RPI	RPI	RPI	RPI
DIV. I ONLY	<b>10- 19</b>	<b>259</b>	<b>3- 7</b>	<b>227</b>	<b>152</b>	<b>259</b>	<b>259</b>	<b>11</b>	<b>11</b>	
DIV. I NON-CONF.	<b>6- 4</b>	<b>125</b>	<b>1- 0</b>	<b>348</b>	<b>283</b>	<b>252</b>	<b>252</b>	<b>13</b>	<b>13</b>	
TOTALS	RPI 1-25	RPI 26-50	W-L RECORDS	RPI 51-100	RPI 101-150	RPI 150+				
10- 19	0- 0	0- 2	OVERALL	1- 6	3- 6	6- 5				
5- 7	0- 0	0- 1	HOME	1- 3	1- 2	3- 1				
3- 11	0- 0	0- 1	AWAY	0- 3	2- 4	1- 3				
2- 1	0- 0	0- 0	NEUTRAL	0- 0	0- 0	2- 1				
6- 4	0- 0	0- 0	NON-CONFERENCE	1- 0	0- 2	5- 2				
3- 0	0- 0	0- 0	HOME	1- 0	0- 0	2- 0				
1- 3	0- 0	0- 0	AWAY	0- 0	0- 2	1- 1				
2- 1	0- 0	0- 0	NEUTRAL	0- 0	0- 0	2- 1				
4- 15	0- 0	0- 2	CONFERENCE	0- 6	3- 4	1- 3				
2- 7	0- 0	0- 1	HOME	0- 3	1- 2	1- 1				
2- 8	0- 0	0- 1	AWAY	0- 3	2- 2	0- 2				
0- 0	0- 0	0- 0	NEUTRAL	0- 0	0- 0	0- 0				

RPI 1-25			RPI 26-50			RPI 51-100			RPI 101+			Team's RPI: 259			
RPI	S	Opponent	Score	RPI	S	Opponent	Score	RPI	S	Opponent	Score	RPI	S	Opponent	Score
				43	A	Ohio	70 95	57	A	Ball St.	68 76	106	A	Toledo	59 66
				43	H	Ohio	47 72	57	H	Ball St.	57 73	106	H	Toledo	83 89
								70	A	Central Mich.	63 95	123	A	Akron	65 58
								70	H	Central Mich.	67 73	130	H	Buffalo	76 74
								87	A	Eastern Mich.	60 84	142	A	Western Mich.	52 94
								87	H	Eastern Mich.	80 87	142	A	Western Mich.	80 70
								98	H	Drake	87 73	142	H	Western Mich.	60 64
												146	A	SIUE	67 93
												148	A	Milwaukee	58 73
												197	A	Wisconsin	62 89
												220	N	Kansas	58 66
												258	H	Bowling Green	43 58
												282	A	Miami (OH)	60 66
												282	H	Miami (OH)	92 73
												305	H	Bradley	68 64
												316	N	Illinois St.	68 59
												319	A	Kent St.	85 95
												338	N	Cal St. Fullerton	72 49
												340	H	Eastern Ill.	79 63
												344	A	Chicago St.	68 50
LAST 12 Division I GAMES:															
				142	A	Western Mich.	52 94	87	A	Eastern Mich.	60 84				
				338	N	Cal St. Fullerton	72 49	57	H	Ball St.	57 73				
				142	H	Western Mich.	60 64	70	H	Central Mich.	67 73				
				57	A	Ball St.	68 76	282	H	Miami (OH)	92 73				
				106	H	Toledo	83 89	43	A	Ohio	70 95				
				142	A	Western Mich.	80 70	130	H	Buffalo	76 74				

Non-Div I Games: Wis. Lutheran 69 42

Northern Ill.

■ Loss, 
 ■ Non-Conf, 
 ■ S Site, 
 ■ Home 
 ■ A Away 
 N Neutral

Average RPI Win:	215	WON-LOST	WINNING	LAST 10	STRENGTH OF	OPP. STRENGTH	TEAM	ADJ.	CONF.	ADJ CONF.
Average RPI Loss:	131	RECORD	PCT. RANK	GAMES	SCHEDULE	OF SCHEDULE	RPI	RPI	RPI	RPI
DIV. I ONLY	15- 12	147	6- 4	161	150	149	149	14	14	
DIV. I NON-CONF.	6- 3	99	0- 0	268	145	164	164	16	16	
TOTALS	RPI 1-25	RPI 26-50	W-L RECORDS	RPI 51-100	RPI 101-150	RPI 150+				
15- 12	0- 3	0- 0	OVERALL	1- 0	3- 6	11- 3				
8- 7	0- 2	0- 0	HOME	1- 0	2- 3	5- 2				
7- 5	0- 1	0- 0	AWAY	0- 0	1- 3	6- 1				
0- 0	0- 0	0- 0	NEUTRAL	0- 0	0- 0	0- 0				
6- 3	0- 1	0- 0	NON-CONFERENCE	1- 0	0- 1	5- 1				
4- 2	0- 1	0- 0	HOME	1- 0	0- 1	3- 0				
2- 1	0- 0	0- 0	AWAY	0- 0	0- 0	2- 1				
0- 0	0- 0	0- 0	NEUTRAL	0- 0	0- 0	0- 0				
9- 9	0- 2	0- 0	CONFERENCE	0- 0	3- 5	6- 2				
4- 5	0- 1	0- 0	HOME	0- 0	2- 2	2- 2				
5- 4	0- 1	0- 0	AWAY	0- 0	1- 3	4- 0				
0- 0	0- 0	0- 0	NEUTRAL	0- 0	0- 0	0- 0				

RPI 1-25				RPI 26-50				RPI 51-100				RPI 101+ Team's RPI: 149			
RPI	S	Opponent	Score	RPI	S	Opponent	Score	RPI	S	Opponent	Score	RPI	S	Opponent	Score
12	H	Kentucky	65 84					100	H	Marquette	83 78	103	A	Wright St.	61 66
24	A	Green Bay	40 52									103	H	Wright St.	65 76
24	H	Green Bay	73 81									123	H	Akron	75 77
												125	A	Youngstown St.	88 77
												125	H	Youngstown St.	70 59
												143	A	Detroit	65 66
												143	H	Detroit	81 60
												148	A	Milwaukee	71 78
												148	H	Milwaukee	60 86
												205	A	Oakland	75 71
												205	H	Oakland	80 64
												209	A	Robert Morris	72 70
												226	H	Indiana St.	73 67
												240	A	Cincinnati	68 71
												243	A	Valparaiso	68 50
												243	H	Valparaiso	60 61
												251	A	Ill.-Chicago	72 61
												251	H	Ill.-Chicago	55 53
												260	A	Cleveland St.	83 51
												260	H	Cleveland St.	62 64
												279	H	Tennessee Tech	88 62
												282	A	Miami (OH)	71 57
												315	H	IPFW	77 64
LAST 12 Division I GAMES:															
260	H	Cleveland St.	62 64	103	H	Wright St.	65 76								
125	H	Youngstown St.	70 59	243	A	Valparaiso	68 50								
24	A	Green Bay	40 52	251	A	Ill.-Chicago	72 61								
148	A	Milwaukee	71 78	125	A	Youngstown St.	88 77								
205	H	Oakland	80 64	260	A	Cleveland St.	83 51								
143	H	Detroit	81 60	148	H	Milwaukee	60 86								

Non-Div I Games: West Virginia St. 92 47 Ind.-Kokomo 104 33

Northern Ky.

Loss, Non-Conf, S Site, H Home A Away N Neutral

## Northwestern

Through Games Of March 8, 2016

Average RPI Win:	165	WON-LOST	WINNING	LAST 10	STRENGTH OF	OPP. STRENGTH	TEAM	ADJ.	CONF.	ADJ CONF.
Average RPI Loss:	56	RECORD	PCT. RANK	GAMES	SCHEDULE	OF SCHEDULE	RPI	RPI	RPI	RPI
DIV. I ONLY	18- 16	157	4- 6	60	61	99	99	5	5	
DIV. I NON-CONF.	11- 1	16	0- 0	194	244	58	58	4	4	
TOTALS	RPI 1-25	RPI 26-50	W-L RECORDS	RPI 51-100	RPI 101-150	RPI 150+				
18- 16	1- 5	1- 2	OVERALL	2- 7	4- 2	10- 0				
8- 8	1- 1	0- 2	HOME	1- 4	2- 1	4- 0				
4- 7	0- 0	0- 0	AWAY	0- 0	0- 1	4- 0				
6- 1	0- 1	1- 0	NEUTRAL	1- 0	2- 0	2- 0				
11- 1	0- 0	0- 1	NON-CONFERENCE	0- 0	4- 0	7- 0				
6- 1	0- 0	0- 1	HOME	0- 0	2- 0	4- 0				
2- 0	0- 0	0- 0	AWAY	0- 0	0- 0	2- 0				
3- 0	0- 0	0- 0	NEUTRAL	0- 0	2- 0	1- 0				
7- 15	1- 5	1- 1	CONFERENCE	2- 7	0- 2	3- 0				
2- 7	1- 1	0- 1	HOME	1- 4	0- 1	0- 0				
2- 7	0- 3	0- 0	AWAY	0- 3	0- 1	2- 0				
3- 1	0- 1	1- 0	NEUTRAL	1- 0	0- 0	1- 0				

RPI S	Opponent	Score	RPI S	Opponent	Score	RPI S	Opponent	Score	Team's RPI: 99	RPI S	Opponent	Score
6	A Ohio St.	73 76	29	H DePaul	64 77	52	A Rutgers	59 61		114	N Creighton	75 52
6	H Ohio St.	86 82	46	H Indiana	84 91	60	H Iowa	64 79		134	A Penn St.	72 79
8	A Maryland	62 80	46	N Indiana	79 73	64	H Purdue	71 85		134	H Penn St.	54 73
8	H Maryland	70 79				76	H Michigan	65 70		142	H Western Mich.	86 62
8	N Maryland	62 83				81	A Minnesota	92 95		145	N East Carolina	78 75
17	A Michigan St.	51 74				81	H Minnesota	106 112		148	H Milwaukee	69 44
						81	N Minnesota	84 74		153	A North Carolina	85 72
						94	A Nebraska	67 76		173	A Loyola Chicago	81 72
						94	H Nebraska	85 62		178	A Illinois	69 59
										179	N Eastern Wash.	74 70
										193	H Idaho St.	72 36
										197	A Wisconsin	71 53
										197	N Wisconsin	76 72
										296	H Alcorn	91 47
										302	H UMKC	80 38
										328	H Howard	89 49
LAST 12 Division I GAMES:												
	8	N	Maryland	62	83	197	A	Wisconsin	71	53		
	46	N	Indiana	79	73	134	H	Penn St.	54	73		
	81	N	Minnesota	84	74	8	H	Maryland	70	79		
	197	N	Wisconsin	76	72	52	A	Rutgers	59	61		
	94	A	Nebraska	67	76	81	H	Minnesota	106	112		
	76	H	Michigan	65	70	178	A	Illinois	69	59		

N  
o  
r  
t  
h  
w  
e  
s  
t  
e  
r  
nN  
o  
r  
t  
h  
w  
e  
s  
t  
e  
r  
n

Non-Div I Games:

Northwestern

■ Loss, 
■ Non-Conf, S Site, 
■ Home 
■ Away 
N Neutral

Average RPI Win:	263	WON-LOST	WINNING	LAST 10	STRENGTH OF	OPP. STRENGTH	TEAM	ADJ.	CONF.	ADJ CONF.
Average RPI Loss:	126	RECORD	PCT. RANK	GAMES	SCHEDULE	OF SCHEDULE	RPI	RPI	RPI	RPI
DIV. I ONLY	15- 10	113	8- 2	124	311	117	117	25	25	
DIV. I NON-CONF.	2- 5	253	0- 0	4	268	124	124	26	26	
TOTALS	RPI 1-25	RPI 26-50	W-L RECORDS	RPI 51-100	RPI 101-150	RPI 150+				
15- 10	0- 2	0- 0	OVERALL	1- 2	1- 3	13- 3				
10- 1	0- 0	0- 0	HOME	0- 1	1- 0	9- 0				
5- 8	0- 1	0- 0	AWAY	1- 0	0- 0	4- 0				
0- 1	0- 0	0- 0	NEUTRAL	0- 0	0- 1	0- 0				
2- 5	0- 2	0- 0	NON-CONFERENCE	0- 0	0- 2	2- 1				
2- 0	0- 0	0- 0	HOME	0- 0	0- 0	2- 0				
0- 4	0- 2	0- 0	AWAY	0- 0	0- 1	0- 1				
0- 1	0- 0	0- 0	NEUTRAL	0- 0	0- 1	0- 0				
13- 5	0- 0	0- 0	CONFERENCE	1- 2	1- 1	11- 2				
8- 1	0- 0	0- 0	HOME	0- 1	1- 0	7- 0				
5- 4	0- 0	0- 0	AWAY	1- 1	0- 1	4- 2				
0- 0	0- 0	0- 0	NEUTRAL	0- 0	0- 0	0- 0				

RPI 1-25				RPI 26-50				RPI 51-100				RPI 101+ Team's RPI: 117			
RPI	S	Opponent	Score	RPI	S	Opponent	Score	RPI	S	Opponent	Score	RPI	S	Opponent	Score
2	A	Baylor	44 86					79	A	Abilene Christian	46 67	108	A	New Mexico St.	54 65
7	A	Texas	33 86					97	A	Central Ark.	60 56	126	N	Long Beach St.	59 60
								97	H	Central Ark.	49 74	144	A	McNeese St.	74 78
												144	H	McNeese St.	85 64
												181	H	Grambling	71 62
												194	A	SMU	36 74
												199	A	SFA	52 68
												199	H	SFA	72 51
												237	H	Sam Houston St.	69 49
												248	H	Houston Baptist	55 44
												287	A	Lamar	73 51
												306	A	Nicholls St.	61 70
												306	H	Nicholls St.	66 62
												309	H	Jackson St.	59 54
												313	H	A&M-Corpus Christi	60 43
												318	A	Southeastern La.	73 58
												318	H	Southeastern La.	82 62
												330	A	Incarnate Word	53 48
												331	A	New Orleans	58 46
												331	H	New Orleans	70 53
LAST 12 Division I GAMES:															
331	A	New Orleans	58 46	97	A	Central Ark.	60 56								
199	H	SFA	72 51	199	A	SFA	52 68								
318	A	Southeastern La.	73 58	318	H	Southeastern La.	82 62								
331	H	New Orleans	70 53	97	H	Central Ark.	49 74								
306	H	Nicholls St.	66 62	144	A	McNeese St.	74 78								
144	H	McNeese St.	85 64	306	A	Nicholls St.	61 70								

Non-Div I Games: LeTourneau 73 44 Xavier (LA) 73 57 LSU-Alexandria 94 65 Central Baptist 86 56 Northwestern St.

Notre Dame

Through Games Of March 8, 2016

Through Games of March 6, 1918										
Average RPI Win:	85	WON-LOST	WINNING	LAST 10	STRENGTH OF	OPP. STRENGTH	TEAM	ADJ.	CONF.	ADJ CONF.
Average RPI Loss:	3	RECORD	PCT. RANK	GAMES	SCHEDULE	OF SCHEDULE	RPI	RPI	RPI	RPI
DIV. I ONLY	31- 1	3	10- 0	2	6	1	1	4	4	
DIV. I NON-CONF.	12- 1	9	1- 0	7	2	2	2	5	5	
TOTALS	RPI 1-25	RPI 26-50	W-L RECORDS	RPI 51-100	RPI 101-150	RPI 150+				
31- 1	7- 1	7- 0	OVERALL	4- 0	9- 0	4- 0				
14- 0	3- 0	4- 0	HOME	2- 0	3- 0	2- 0				
12- 1	2- 1	1- 0	AWAY	2- 0	6- 0	1- 0				
5- 0	2- 0	2- 0	NEUTRAL	0- 0	0- 0	1- 0				
12- 1	3- 1	2- 0	NON-CONFERENCE	2- 0	3- 0	2- 0				
6- 0	2- 0	2- 0	HOME	1- 0	1- 0	0- 0				
4- 1	0- 1	0- 0	AWAY	1- 0	2- 0	1- 0				
2- 0	1- 0	0- 0	NEUTRAL	0- 0	0- 0	1- 0				
19- 0	4- 0	5- 0	CONFERENCE	2- 0	6- 0	2- 0				
8- 0	1- 0	2- 0	HOME	1- 0	2- 0	2- 0				
8- 0	2- 0	1- 0	AWAY	1- 0	4- 0	0- 0				
3- 0	1- 0	2- 0	NEUTRAL	0- 0	0- 0	0- 0				

RPI	S	Opponent	Score	RPI	S	Opponent	Score	RPI	S	Opponent	Score	RPI	S	Opponent	Score
3	A	UConn	81 91	26	H	Miami (FL)	90 69	51	A	South Dakota St.	75 64	106	H	Toledo	74 39
5	H	Oregon St.	62 61	26	N	Miami (FL)	78 67	73	A	Georgia Tech	54 42	107	A	TCU	88 72
6	H	Ohio St.	75 72	27	H	Tennessee	79 66	73	H	Georgia Tech	85 76	109	A	Virginia	74 46
9	N	UCLA	92 84	29	H	DePaul	95 90	90	H	Bucknell	85 54	116	A	Saint Joseph's	91 55
13	H	Syracuse	90 62	47	A	Duke	68 61					118	A	Boston College	63 50
13	N	Syracuse	68 57	47	N	Duke	83 54					118	H	Boston College	70 58
14	A	Louisville	66 61	49	H	North Carolina St.	82 46					121	H	Virginia Tech	80 41
15	A	Florida St.	73 66									127	A	Pittsburgh	65 55
												138	A	Wake Forest	86 52
												153	H	North Carolina	88 54
												243	A	Valparaiso	110 54
												256	H	Clemson	71 52
												301	N	Denver	94 52
LAST 12 Division I GAMES:															
		13 N Syracuse	68 57			15 A Florida St.	73 66								
		26 N Miami (FL)	78 67			138 A Wake Forest	86 52								
		47 N Duke	83 54			26 H Miami (FL)	90 69								
		9 N UCLA	92 84			14 A Louisville	66 61								
		118 H Boston College	70 58			49 H North Carolina St.	82 46								
		256 H Clemson	71 52			47 A Duke	68 61								

Non-Div I Games:

Notre Dame

Loss, Non-Conf, S Site, H Home A Away N Neutral

## Oakland

Through Games Of March 8, 2016

Average RPI Win: <b>230</b>	WON-LOST	WINNING	LAST 10	STRENGTH OF	OPP. STRENGTH	TEAM	ADJ.	CONF.	ADJ CONF.
Average RPI Loss: <b>148</b>	RECORD	PCT. RANK	GAMES	SCHEDULE	OF SCHEDULE	RPI	RPI	RPI	RPI
DIV. I ONLY	<b>13- 14</b>	<b>185</b>	<b>3- 7</b>	<b>237</b>	<b>165</b>	<b>205</b>	<b>205</b>	<b>14</b>	<b>14</b>
DIV. I NON-CONF.	<b>6- 3</b>	<b>99</b>	<b>0- 0</b>	<b>340</b>	<b>269</b>	<b>223</b>	<b>223</b>	<b>16</b>	<b>16</b>
TOTALS	RPI 1-25	RPI 26-50	W-L RECORDS	RPI 51-100	RPI 101-150	RPI 150+			
13- 14	2- 1	0- 0	OVERALL	0- 1	1- 9	10- 3			
6- 7	1- 1	0- 0	HOME	0- 1	0- 5	5- 0			
7- 7	1- 0	0- 0	AWAY	0- 0	1- 4	5- 3			
0- 0	0- 0	0- 0	NEUTRAL	0- 0	0- 0	0- 0			
6- 3	0- 1	0- 0	NON-CONFERENCE	0- 1	0- 0	6- 1			
2- 2	0- 1	0- 0	HOME	0- 1	0- 0	2- 0			
4- 1	0- 0	0- 0	AWAY	0- 0	0- 0	4- 1			
0- 0	0- 0	0- 0	NEUTRAL	0- 0	0- 0	0- 0			
7- 11	2- 0	0- 0	CONFERENCE	0- 0	1- 9	4- 2			
4- 5	1- 0	0- 0	HOME	0- 0	0- 5	3- 0			
3- 6	1- 0	0- 0	AWAY	0- 0	1- 4	1- 2			
0- 0	0- 0	0- 0	NEUTRAL	0- 0	0- 0	0- 0			

RPI 1-25				RPI 26-50				RPI 51-100				RPI 101+ Team's RPI: 205			
RPI	S	Opponent	Score	RPI	S	Opponent	Score	RPI	S	Opponent	Score	RPI	S	Opponent	Score
17	H	Michigan St.	62 <b>82</b>					70	H	Central Mich.	87 <b>110</b>	103	A	Wright St.	63 <b>79</b>
24	A	Green Bay	58 56									103	H	Wright St.	72 <b>77</b>
24	H	Green Bay	77 69									125	A	Youngstown St.	63 <b>67</b>
												125	H	Youngstown St.	77 <b>96</b>
												143	A	Detroit	79 73
												143	H	Detroit	77 <b>82</b>
												148	A	Milwaukee	64 <b>77</b>
												148	H	Milwaukee	95 <b>98</b>
												149	A	Northern Ky.	64 <b>80</b>
												149	H	Northern Ky.	71 <b>75</b>
												214	H	Dartmouth	78 60
												243	A	Valparaiso	66 <b>81</b>
												243	H	Valparaiso	87 77
												251	A	Ill.-Chicago	78 76
												251	H	Ill.-Chicago	78 73
												260	A	Cleveland St.	75 <b>88</b>
												260	H	Cleveland St.	79 69
												278	A	Vermont	74 68
												282	A	Miami (OH)	54 <b>65</b>
												290	A	Niagara	77 67
												315	H	IPFW	81 74
												344	A	Chicago St.	74 51
												347	A	Norfolk St.	83 73
LAST 12 Division I GAMES:															
24	H	Green Bay	77 69	243	H	Valparaiso	87 77								
148	H	Milwaukee	95 <b>98</b>	260	A	Cleveland St.	75 <b>88</b>								
143	H	Detroit	77 <b>82</b>	125	A	Youngstown St.	63 <b>67</b>								
149	A	Northern Ky.	64 <b>80</b>	148	A	Milwaukee	64 <b>77</b>								
103	A	Wright St.	63 <b>79</b>	24	A	Green Bay	58 56								
251	H	Ill.-Chicago	78 73	143	A	Detroit	79 73								

Non-Div I Games: Rochester College 83 49 Mich.-Dearborn 123 38

Oakland

Loss, Non-Conf, S Site, H Home A Away N Neutral



Average RPI Win:	187	WON-LOST	WINNING	LAST 10	STRENGTH OF	OPP. STRENGTH	TEAM	ADJ.	CONF.	ADJ CONF.
Average RPI Loss:	106	RECORD	PCT. RANK	GAMES	SCHEDULE	OF SCHEDULE	RPI	RPI	RPI	RPI
DIV. I ONLY	24- 5	20	8- 2	168	117	43	43	11	11	
DIV. I NON-CONF.	8- 3	77	0- 0	195	63	66	66	13	13	
TOTALS	RPI 1-25	RPI 26-50	W-L RECORDS	RPI 51-100	RPI 101-150	RPI 150+				
24- 5	0- 1	1- 0	OVERALL	6- 1	5- 2	12- 1				
11- 1	0- 0	0- 0	HOME	3- 0	2- 1	6- 0				
9- 4	0- 0	0- 0	AWAY	2- 1	2- 0	5- 0				
4- 0	0- 0	1- 0	NEUTRAL	1- 0	1- 0	1- 0				
8- 3	0- 1	1- 0	NON-CONFERENCE	2- 1	1- 0	4- 1				
3- 0	0- 0	0- 0	HOME	1- 0	0- 0	2- 0				
1- 3	0- 1	0- 0	AWAY	0- 1	0- 0	1- 1				
4- 0	0- 0	1- 0	NEUTRAL	1- 0	1- 0	1- 0				
16- 2	0- 0	0- 0	CONFERENCE	4- 0	4- 2	8- 0				
8- 1	0- 0	0- 0	HOME	2- 0	2- 1	4- 0				
8- 1	0- 0	0- 0	AWAY	2- 0	2- 1	4- 0				
0- 0	0- 0	0- 0	NEUTRAL	0- 0	0- 0	0- 0				

RPI 1-25				RPI 26-50				Team's RPI: 43				RPI 51-100				RPI 101+			
RPI	S	Opponent	Score	RPI	S	Opponent	Score	RPI	S	Opponent	Score	RPI	S	Opponent	Score	RPI	S	Opponent	Score
18	A	Duquesne	47 64	46	N	Indiana	63 56	57	A	Ball St.	68 67	106	A	Toledo	77 57				
								57	H	Ball St.	73 48	123	A	Akron	101 73				
								66	H	Middle Tenn.	72 49	123	H	Akron	75 55				
								67	N	FGCU	69 57	130	A	Buffalo	43 51				
								70	H	Central Mich.	86 84	130	H	Buffalo	58 70				
								75	A	Vanderbilt	59 62	142	H	Western Mich.	73 63				
								87	A	Eastern Mich.	71 64	145	N	East Carolina	64 61				
												178	A	Illinois	53 62				
												258	A	Bowling Green	72 57				
												258	H	Bowling Green	75 58				
												259	A	Northern Ill.	72 47				
												259	H	Northern Ill.	95 70				
												261	H	Saint Francis (PA)	91 65				
												270	A	UNCW	75 59				
												282	A	Miami (OH)	77 58				
												282	H	Miami (OH)	72 44				
												315	H	IPFW	79 52				
												319	A	Kent St.	93 54				
												319	H	Kent St.	86 52				
												327	N	Winthrop	75 54				
LAST 12 Division I GAMES:																			
282	A	Miami (OH)	77 58	106	A	Toledo	77 57												
258	H	Bowling Green	75 58	259	H	Northern Ill.	95 70												
130	H	Buffalo	58 70	130	A	Buffalo	43 51												
319	H	Kent St.	86 52	57	A	Ball St.	68 67												
123	A	Akron	101 73	123	H	Akron	75 55												
282	H	Miami (OH)	72 44	259	A	Northern Ill.	72 47												

Non-Div I Games:

Ohio

■ Loss, 
■ Non-Conf, S Site, 
■ Home 
■ Away 
N Neutral

Average RPI Win: 104		WON-LOST	WINNING	LAST 10	STRENGTH OF	OPP. STRENGTH	TEAM	ADJ.	CONF.	ADJ CONF.
Average RPI Loss: 32		RECORD	PCT. RANK	GAMES	SCHEDULE	OF SCHEDULE	RPI	RPI	RPI	RPI
DIV. I ONLY		24- 7	35	7- 3	4	19	6	6	5	5
DIV. I NON-CONF.		8- 3	77	0- 0	5	31	7	7	4	4
TOTALS		RPI 1-25	RPI 26-50		W-L RECORDS		RPI 51-100	RPI 101-150	RPI 150+	
24- 7	4- 5	2- 0		OVERALL		9- 2	3- 0	6- 0		
14- 1	2- 1	2- 0		HOME		5- 0	1- 0	4- 0		
7- 5	1- 3	0- 0		AWAY		3- 2	1- 0	2- 0		
3- 1	1- 1	0- 0		NEUTRAL		1- 0	1- 0	0- 0		
8- 3	1- 3	1- 0		NON-CONFERENCE		1- 0	2- 0	3- 0		
5- 1	0- 1	1- 0		HOME		1- 0	1- 0	2- 0		
1- 2	0- 2	0- 0		AWAY		0- 0	0- 0	1- 0		
2- 0	1- 0	0- 0		NEUTRAL		0- 0	1- 0	0- 0		
16- 4	3- 2	1- 0		CONFERENCE		8- 2	1- 0	3- 0		
9- 0	2- 0	1- 0		HOME		4- 0	0- 0	2- 0		
6- 3	1- 1	0- 0		AWAY		3- 2	1- 0	1- 0		
1- 1	0- 1	0- 0		NEUTRAL		1- 0	0- 0	0- 0		

RPI	S	Opponent	Score	RPI	S	Opponent	Score	RPI	S	Opponent	Score	RPI	S	Opponent	Score
1	A	Notre Dame	72 75	39	H	Princeton	90 70	52	A	Rutgers	67 58	109	H	Virginia	93 73
3	H	UConn	56 100	46	H	Indiana	97 70	52	H	Rutgers	90 78	128	N	Liberty	75 65
4	A	South Carolina	80 88					52	N	Rutgers	73 58	134	A	Penn St.	77 63
8	A	Maryland	80 71					60	A	Iowa	98 81	178	A	Illinois	80 70
8	H	Maryland	94 86					64	H	Purdue	90 70	178	H	Illinois	117 74
17	A	Michigan St.	105 107					76	A	Michigan	97 93	197	H	Wisconsin	87 61
17	H	Michigan St.	85 80					78	H	Belmont	84 56	218	H	N.C. A&T	89 56
17	N	Michigan St.	63 82					81	A	Minnesota	88 90	240	A	Cincinnati	105 76
19	N	Texas A&M	95 80					94	H	Nebraska	96 70	345	H	Wagner	106 47
LAST 12 Division I GAMES:															
17	N	Michigan St.	63 82	134	A	Penn St.	77 63								
52	N	Rutgers	73 58	60	A	Iowa	98 81								
17	A	Michigan St.	105 107	8	H	Maryland	94 86								
81	A	Minnesota	88 90	197	H	Wisconsin	87 61								
178	H	Illinois	117 74	178	A	Illinois	80 70								
94	H	Nebraska	96 70	99	H	Northwestern	76 73								

Non-Div I Games:

Ohio St.

## Oklahoma

Through Games Of March 8, 2016

Average RPI Win:	131	WON-LOST	WINNING	LAST 10	STRENGTH OF	OPP. STRENGTH	TEAM	ADJ.	CONF.	ADJ CONF.
Average RPI Loss:	39	RECORD	PCT. RANK	GAMES	SCHEDULE	OF SCHEDULE	RPI	RPI	RPI	RPI
DIV. I ONLY	21- 10	76	6- 4	27	12	31	31	3	3	
DIV. I NON-CONF.	9- 2	37	0- 0	198	34	71	71	3	3	
TOTALS	RPI 1-25	RPI 26-50	W-L RECORDS	RPI 51-100	RPI 101-150	RPI 150+				
21- 10	3- 6	3- 3	OVERALL	1- 0	8- 0	6- 1				
11- 3	3- 1	1- 1	HOME	0- 0	4- 0	3- 1				
7- 5	0- 3	1- 2	AWAY	0- 0	3- 0	3- 0				
3- 2	0- 2	1- 0	NEUTRAL	1- 0	1- 0	0- 0				
9- 2	1- 1	1- 0	NON-CONFERENCE	1- 0	2- 0	4- 1				
4- 1	1- 0	0- 0	HOME	0- 0	1- 0	2- 1				
3- 0	0- 0	1- 0	AWAY	0- 0	0- 0	2- 0				
2- 1	0- 1	0- 0	NEUTRAL	1- 0	1- 0	0- 0				
12- 8	2- 5	2- 3	CONFERENCE	0- 0	6- 0	2- 0				
7- 2	2- 1	1- 1	HOME	0- 0	3- 0	1- 0				
4- 5	0- 3	0- 2	AWAY	0- 0	3- 0	1- 0				
1- 1	0- 1	1- 0	NEUTRAL	0- 0	0- 0	0- 0				

RPI 1-25				RPI 26-50				Team's RPI: 31	RPI 51-100				RPI 101+			
RPI	S	Opponent	Score	RPI	S	Opponent	Score		RPI	S	Opponent	Score	RPI	S	Opponent	Score
2	A	Baylor	68 78	32	A	Oklahoma St.	42 73		88	N	Utah	70 55	104	H	Little Rock	65 52
2	H	Baylor	70 78	32	H	Oklahoma St.	69 71						107	A	TCU	78 65
2	N	Baylor	57 84	32	N	Oklahoma St.	61 43						107	H	TCU	77 64
7	A	Texas	76 83	33	A	Washington	71 68						118	N	Boston College	76 61
7	H	Texas	74 56	50	A	Kansas St.	71 87						129	A	Iowa St.	77 71
16	H	BYU	73 47	50	H	Kansas St.	68 58						129	H	Iowa St.	85 54
19	N	Texas A&M	68 74										137	A	Texas Tech	70 60
22	A	West Virginia	55 63										137	H	Texas Tech	92 53
22	H	West Virginia	57 54										192	A	Tulsa	75 62
													220	A	Kansas	72 66
													220	H	Kansas	67 44
													225	H	North Texas	57 61
													264	H	UTSA	80 41
													305	A	Bradley	79 46
													327	H	Winthrop	78 48
LAST 12 Division I GAMES:																
		2 N Baylor	57 84			22 A West Virginia	55 63									
		32 N Oklahoma St.	61 43			7 H Texas	74 56									
		137 A Texas Tech	70 60			50 A Kansas St.	71 87									
		129 H Iowa St.	85 54			107 H TCU	77 64									
		2 H Baylor	70 78			32 H Oklahoma St.	69 71									
		220 A Kansas	72 66			129 A Iowa St.	77 71									

Non-Div I Games:

Oklahoma

■ Loss, 
■ Non-Conf, 
■ S Site, 
■ H Home 
■ A Away 
N Neutral

Average RPI Win:	143	WON-LOST	WINNING	LAST 10	STRENGTH OF	OPP. STRENGTH	TEAM	ADJ.	CONF.	ADJ CONF.
Average RPI Loss:	42	RECORD	PCT. RANK	GAMES	SCHEDULE	OF SCHEDULE	RPI	RPI	RPI	RPI
DIV. I ONLY	21- 9	65	5- 5	48	35	32	32	3	3	
DIV. I NON-CONF.	10- 1	19	0- 0	174	212	39	39	3	3	
TOTALS	RPI 1-25	RPI 26-50	W-L RECORDS	RPI 51-100	RPI 101-150	RPI 150+				
21- 9	2- 5	3- 2	OVERALL	2- 0	6- 2	8- 0				
16- 1	2- 1	2- 0	HOME	1- 0	5- 0	6- 0				
5- 7	0- 4	1- 1	AWAY	1- 0	1- 2	2- 0				
0- 1	0- 0	0- 1	NEUTRAL	0- 0	0- 0	0- 0				
10- 1	0- 1	0- 0	NON-CONFERENCE	2- 0	2- 0	6- 0				
8- 0	0- 0	0- 0	HOME	1- 0	2- 0	5- 0				
2- 1	0- 1	0- 0	AWAY	1- 0	0- 0	1- 0				
0- 0	0- 0	0- 0	NEUTRAL	0- 0	0- 0	0- 0				
11- 8	2- 4	3- 2	CONFERENCE	0- 0	4- 2	2- 0				
8- 1	2- 1	2- 0	HOME	0- 0	3- 0	1- 0				
3- 6	0- 3	1- 1	AWAY	0- 0	1- 2	1- 0				
0- 1	0- 0	0- 1	NEUTRAL	0- 0	0- 0	0- 0				

RPI 1-25				RPI 26-50				Team's RPI: 32	RPI 51-100				RPI 101+			
RPI	S	Opponent	Score	RPI	S	Opponent	Score		RPI	S	Opponent	Score	RPI	S	Opponent	Score
2	A	Baylor	41 66	31	A	Oklahoma	71 69		91	A	Missouri St.	74 55	107	A	TCU	65 79
2	H	Baylor	52 45	31	H	Oklahoma	73 42		96	H	Washington St.	70 60	107	H	TCU	80 52
7	A	Texas	55 70	31	N	Oklahoma	43 61						129	A	Iowa St.	42 49
7	H	Texas	48 78	50	A	Kansas St.	44 47						129	H	Iowa St.	79 76
20	A	South Fla.	46 68	50	H	Kansas St.	59 51						137	A	Texas Tech	69 46
22	A	West Virginia	48 82										137	H	Texas Tech	70 57
22	H	West Virginia	63 51										139	H	Oral Roberts	59 55
													146	H	SIUE	86 61
													153	H	North Carolina	77 67
													190	H	UTRGV	78 54
													220	A	Kansas	74 46
													220	H	Kansas	71 49
													235	H	Texas Southern	87 52
													277	A	UCF	74 55
													287	H	Lamar	90 45
													299	H	Savannah St.	76 48
LAST 12 Division I GAMES:																
				31	N	Oklahoma	43 61		22	H	West Virginia	63 51				
				50	H	Kansas St.	59 51		7	A	Texas	55 70				
				22	A	West Virginia	48 82		137	H	Texas Tech	70 57				
				220	H	Kansas	71 49		31	A	Oklahoma	71 69				
				107	A	TCU	65 79		107	H	TCU	80 52				
				2	A	Baylor	41 66		220	A	Kansas	74 46				

Non-Div I Games:

Oklahoma St.

■ Loss, 
 ■ Non-Conf, S Site, 
 ■ Home 
 ■ Away 
 N Neutral

Average RPI Win:	204	WON-LOST	WINNING	LAST 10	STRENGTH OF	OPP. STRENGTH	TEAM	ADJ.	CONF.	ADJ CONF.
Average RPI Loss:	120	RECORD	PCT. RANK	GAMES	SCHEDULE	OF SCHEDULE	RPI	RPI	RPI	RPI
DIV. I ONLY	14- 16	191	6- 4	101	140	151	151	12	12	
DIV. I NON-CONF.	4- 8	234	0- 0	132	212	214	214	10	10	
TOTALS	RPI 1-25	RPI 26-50	W-L RECORDS	RPI 51-100	RPI 101-150	RPI 150+				
14- 16	0- 1	0- 4	OVERALL	3- 2	1- 2	10- 7				
9- 4	0- 0	0- 2	HOME	1- 0	1- 0	7- 2				
5- 9	0- 0	0- 2	AWAY	2- 1	0- 1	3- 5				
0- 3	0- 1	0- 0	NEUTRAL	0- 1	0- 1	0- 0				
4- 8	0- 1	0- 1	NON-CONFERENCE	0- 2	0- 1	4- 3				
2- 2	0- 0	0- 1	HOME	0- 0	0- 0	2- 1				
2- 3	0- 0	0- 0	AWAY	0- 1	0- 0	2- 2				
0- 3	0- 1	0- 0	NEUTRAL	0- 1	0- 1	0- 0				
10- 8	0- 0	0- 3	CONFERENCE	3- 0	1- 1	6- 4				
7- 2	0- 0	0- 1	HOME	1- 0	1- 0	5- 1				
3- 6	0- 0	0- 2	AWAY	2- 0	0- 1	1- 3				
0- 0	0- 0	0- 0	NEUTRAL	0- 0	0- 0	0- 0				

RPI 1-25			RPI 26-50			RPI 51-100			RPI 101+			Team's RPI: 151
RPI	S	Opponent	Score	RPI	S	Opponent	Score	RPI	S	Opponent	Score	Score
8	N	Maryland	49 95	26	H	Miami (FL)	35 61	51	N	South Dakota St.	39 71	127 N Pittsburgh 58 67
				30	A	UTEP	64 70	66	A	Middle Tenn.	61 58	132 A Marshall 62 80
				35	A	Western Ky.	51 68	71	A	VCU	54 74	132 H Marshall 77 55
				35	H	Western Ky.	74 85	77	A	Charlotte	71 59	164 A UAB 55 58
								77	H	Charlotte	94 85	165 H ETSU 52 56
												170 H Southern Miss. 53 45
												174 H Fla. Atlantic 85 45
												184 H Louisiana Tech 51 69
												198 A Richmond 57 62
												203 A William & Mary 64 75
												222 H Loyola Maryland 64 41
												225 A North Texas 65 48
												225 H North Texas 62 55
												233 A Rice 46 68
												233 H Rice 61 52
												264 A UTSA 67 70
												281 A UMES 69 52
												304 H FIU 84 49
												328 A Howard 83 64
												345 H Wagner 71 57
LAST 12 Division I GAMES:												
233	H	Rice	61 52	233	A	Rice	46 68					
225	H	North Texas	62 55	225	A	North Texas	65 48					
264	A	UTSA	67 70	77	H	Charlotte	94 85					
30	A	UTEP	64 70	304	H	FIU	84 49					
132	H	Marshall	77 55	174	H	Fla. Atlantic	85 45					
35	H	Western Ky.	74 85	132	A	Marshall	62 80					

Non-Div I Games:

Old Dominion

■ Loss, 
■ Non-Conf, 
■ S Site, 
■ H Home 
■ A Away 
N Neutral

Average RPI Win:	213	WON-LOST	WINNING	LAST 10	STRENGTH OF	OPP. STRENGTH	TEAM	ADJ.	CONF.	ADJ CONF.
Average RPI Loss:	65	RECORD	PCT. RANK	GAMES	SCHEDULE	OF SCHEDULE	RPI	RPI	RPI	RPI
DIV. I ONLY	10- 20	266	0- 10	51	72	175	175	2	2	
DIV. I NON-CONF.	8- 5	120	0- 0	245	329	193	193	2	2	
TOTALS	RPI 1-25	RPI 26-50	W-L RECORDS	RPI 51-100	RPI 101-150	RPI 150+				
10- 20	1- 7	1- 3	OVERALL	1- 5	1- 3	6- 2				
8- 9	1- 4	1- 1	HOME	1- 3	1- 1	4- 0				
2- 10	0- 3	0- 2	AWAY	0- 1	0- 2	2- 2				
0- 1	0- 0	0- 0	NEUTRAL	0- 1	0- 0	0- 0				
8- 5	0- 0	1- 0	NON-CONFERENCE	0- 3	1- 1	6- 1				
6- 3	0- 0	1- 0	HOME	0- 2	1- 1	4- 0				
2- 2	0- 0	0- 0	AWAY	0- 1	0- 0	2- 1				
0- 0	0- 0	0- 0	NEUTRAL	0- 0	0- 0	0- 0				
2- 15	1- 7	0- 3	CONFERENCE	1- 2	0- 2	0- 1				
2- 6	1- 4	0- 1	HOME	1- 1	0- 0	0- 0				
0- 8	0- 3	0- 2	AWAY	0- 0	0- 2	0- 1				
0- 1	0- 0	0- 0	NEUTRAL	0- 1	0- 0	0- 0				

RPI 1-25				RPI 26-50				RPI 51-100				RPI 101+ Team's RPI: 175			
RPI	S	Opponent	Score	RPI	S	Opponent	Score	RPI	S	Opponent	Score	RPI	S	Opponent	Score
4	A	South Carolina	62 81	27	A	Tennessee	51 57	59	H	Auburn	60 65	120	A	LSU	57 76
4	H	South Carolina	45 66	35	H	Western Ky.	59 53	66	A	Middle Tenn.	75 84	133	H	La.-Lafayette	78 82
12	H	Kentucky	73 65	37	A	Georgia	56 70	74	H	Tulane	59 61	140	A	Arkansas	49 60
19	A	Texas A&M	58 81	44	H	Missouri	46 60	75	H	Vanderbilt	55 52	144	H	McNeese St.	96 56
19	H	Texas A&M	48 62					75	N	Vanderbilt	59 74	156	A	Stony Brook	72 57
21	A	Mississippi St.	51 79					91	H	Missouri St.	78 91	158	A	Alabama	37 48
21	H	Mississippi St.	51 60									170	A	Southern Miss.	38 57
25	H	Florida	65 85									331	H	New Orleans	97 59
LAST 12 Division I GAMES:															
		75 N Vanderbilt	59 74			59 H Auburn	60 65								
		140 A Arkansas	49 60			37 A Georgia	56 70								
		4 H South Carolina	45 66			158 A Alabama	37 48								
		21 H Mississippi St.	51 60			44 H Missouri	46 60								
		27 A Tennessee	51 57			4 A South Carolina	62 81								
		19 H Texas A&M	48 62			12 H Kentucky	73 65								

Non-Div I Games:

Ole Miss

■ Loss, 
 ■ Non-Conf, 
 ■ S Site, 
 ■ H Home 
 ■ A Away 
 N Neutral

Average RPI Win:	270	WON-LOST	WINNING	LAST 10	STRENGTH OF	OPP. STRENGTH	TEAM	ADJ.	CONF.	ADJ CONF.
Average RPI Loss:	137	RECORD	PCT. RANK	GAMES	SCHEDULE	OF SCHEDULE	RPI	RPI	RPI	RPI
DIV. I ONLY	13- 15	195	4- 6	260	225	238	238	18	18	
DIV. I NON-CONF.	5- 5	160	0- 0	324	296	268	268	18	18	
TOTALS	RPI 1-25	RPI 26-50	W-L RECORDS	RPI 51-100	RPI 101-150	RPI 150+				
13- 15	0- 0	0- 0	OVERALL	0- 6	2- 5	11- 4				
8- 5	0- 0	0- 0	HOME	0- 2	1- 2	7- 1				
3- 8	0- 0	0- 0	AWAY	0- 3	0- 3	3- 2				
2- 2	0- 0	0- 0	NEUTRAL	0- 1	1- 0	1- 1				
5- 5	0- 0	0- 0	NON-CONFERENCE	0- 1	0- 2	5- 2				
3- 2	0- 0	0- 0	HOME	0- 0	0- 1	3- 1				
1- 2	0- 0	0- 0	AWAY	0- 1	0- 1	1- 0				
1- 1	0- 0	0- 0	NEUTRAL	0- 0	0- 0	1- 1				
8- 10	0- 0	0- 0	CONFERENCE	0- 5	2- 3	6- 2				
5- 3	0- 0	0- 0	HOME	0- 2	1- 1	4- 0				
2- 6	0- 0	0- 0	AWAY	0- 2	0- 2	2- 2				
1- 1	0- 0	0- 0	NEUTRAL	0- 1	1- 0	0- 0				

RPI 1-25			RPI 26-50			RPI 51-100				RPI 101+		Team's RPI: 238			
RPI	S	Opponent	Score	RPI	S	Opponent	Score	RPI	S	Opponent	Score				
								51	A	South Dakota St.	58 68	114	H	Creighton	46 69
								51	H	South Dakota St.	47 65	124	A	IUPUI	59 75
								51	N	South Dakota St.	60 76	124	H	IUPUI	57 54
								61	A	South Dakota	76 82	124	N	IUPUI	62 51
								61	H	South Dakota	55 70	139	A	Oral Roberts	58 67
								92	A	North Dakota	52 67	139	H	Oral Roberts	65 67
												146	A	SIUE	86 90
												211	H	Utah Valley	59 74
												226	A	Indiana St.	51 50
												239	A	Western Ill.	55 74
												239	H	Western Ill.	79 66
												248	N	Houston Baptist	51 64
												277	H	UCF	75 60
												301	A	Denver	70 60
												301	H	Denver	67 55
												302	H	UMKC	57 42
												315	A	IPFW	60 58
												315	H	IPFW	71 64
												316	N	Illinois St.	60 56
												325	A	North Dakota St.	67 74
												325	H	North Dakota St.	77 52
												340	H	Eastern Ill.	76 67
LAST 12 Division I GAMES:															
				51	N	South Dakota St.	60 76	315	H	IPFW	71 64				
				124	N	IUPUI	62 51	61	H	South Dakota	55 70				
				301	A	Denver	70 60	51	H	South Dakota St.	47 65				
				139	A	Oral Roberts	58 67	239	A	Western Ill.	55 74				
				124	H	IUPUI	57 54	315	A	IPFW	60 58				
				325	A	North Dakota St.	67 74	139	H	Oral Roberts	65 67				

Non-Div I Games: Midland 58 53 Waldorf 97 32

Omaha

Loss, Non-Conf, S Site, H Home A Away N Neutral

Average RPI Win: 240		WON-LOST	WINNING	LAST 10	STRENGTH OF	OPP. STRENGTH	TEAM	ADJ.	CONF.	ADJ CONF.
Average RPI Loss: 111		RECORD	PCT. RANK	GAMES	SCHEDULE	OF SCHEDULE	RPI	RPI	RPI	RPI
DIV. I ONLY		13- 15	195	5- 5	123	153	139	139	18	18
DIV. I NON-CONF.		2- 8	290	0- 0	77	12	167	167	18	18
TOTALS		RPI 1-25	RPI 26-50	W-L RECORDS	RPI 51-100	RPI 101-150	RPI 150+			
13- 15	0- 1		0- 1	OVERALL	1- 7	1- 3	11- 3			
6- 3	0- 0		0- 0	HOME	1- 1	0- 2	5- 0			
6- 11	0- 1		0- 1	AWAY	0- 5	1- 1	5- 3			
1- 1	0- 0		0- 0	NEUTRAL	0- 1	0- 0	1- 0			
2- 8	0- 1		0- 1	NON-CONFERENCE	0- 3	0- 2	2- 1			
0- 1	0- 0		0- 0	HOME	0- 0	0- 1	0- 0			
2- 7	0- 1		0- 1	AWAY	0- 3	0- 1	2- 1			
0- 0	0- 0		0- 0	NEUTRAL	0- 0	0- 0	0- 0			
11- 7	0- 0		0- 0	CONFERENCE	1- 4	1- 1	9- 2			
6- 2	0- 0		0- 0	HOME	1- 1	0- 1	5- 0			
4- 4	0- 0		0- 0	AWAY	0- 2	1- 0	3- 2			
1- 1	0- 0		0- 0	NEUTRAL	0- 1	0- 0	1- 0			

RPI 1-25			
RPI	S	Opponent	Score
2	A	Baylor	39 97
RPI 26-50			
RPI	S	Opponent	Score
32	A	Oklahoma St.	55 59
RPI 51-100			
RPI	S	Opponent	Score
51	A	South Dakota St.	48 60
51	H	South Dakota St.	50 68
61	A	South Dakota	48 71
61	H	South Dakota	60 56
61	N	South Dakota	61 78
76	A	Michigan	44 61
87	A	Eastern Mich.	69 77
91	A	Missouri St.	64 72
RPI 101+			
RPI	S	Opponent	Score
104	H	Little Rock	52 66
124	A	IUPUI	52 47
124	H	IUPUI	54 57
140	A	Arkansas	50 65
192	A	Tulsa	59 53
220	A	Kansas	70 63
231	A	Grand Canyon	64 66
238	A	Omaha	67 65
238	H	Omaha	67 58
239	A	Western Ill.	61 72
239	H	Western Ill.	79 55
239	N	Western Ill.	68 55
301	A	Denver	59 56
301	H	Denver	65 33
315	A	IPFW	48 54
315	H	IPFW	61 59
325	A	North Dakota St.	52 42
325	H	North Dakota St.	59 58
Team's RPI: 139			
LAST 12 Division I GAMES:			
61	N	South Dakota	61 78
239	N	Western Ill.	68 55
238	H	Omaha	67 58
239	H	Western Ill.	79 55
315	A	IPFW	48 54
61	A	South Dakota	48 71
51	A	South Dakota St.	48 60
301	A	Denver	59 56
325	H	North Dakota St.	59 58
124	H	IUPUI	54 57
51	H	South Dakota St.	50 68
301	H	Denver	65 33

Non-Div I Games:	Lyon	49	68	Evangel	89	46
------------------	------	----	----	---------	----	----

Oral Roberts

Loss, Non-Conf, S Site, H Home A Away N Neutral



## Oregon

Through Games Of March 8, 2016

Average RPI Win:	165	WON-LOST	WINNING	LAST 10	STRENGTH OF	OPP. STRENGTH	TEAM	ADJ.	CONF.	ADJ CONF.
Average RPI Loss:	32	RECORD	PCT. RANK	GAMES	SCHEDULE	OF SCHEDULE	RPI	RPI	RPI	RPI
DIV. I ONLY	20- 10	78	6- 4	122	5	84	84	1	1	
DIV. I NON-CONF.	11- 0	1	0- 0	326	92	74	74	1	1	
TOTALS	RPI 1-25	RPI 26-50	W-L RECORDS	RPI 51-100	RPI 101-150	RPI 150+				
20- 10	0- 7	1- 0	OVERALL	7- 2	1- 1	11- 0				
15- 4	0- 4	0- 0	HOME	5- 0	1- 0	9- 0				
5- 5	0- 3	1- 0	AWAY	2- 2	0- 0	2- 0				
0- 1	0- 0	0- 0	NEUTRAL	0- 0	0- 1	0- 0				
11- 0	0- 0	0- 0	NON-CONFERENCE	2- 0	0- 0	9- 0				
10- 0	0- 0	0- 0	HOME	2- 0	0- 0	8- 0				
1- 0	0- 0	0- 0	AWAY	0- 0	0- 0	1- 0				
0- 0	0- 0	0- 0	NEUTRAL	0- 0	0- 0	0- 0				
9- 10	0- 7	1- 0	CONFERENCE	5- 2	1- 1	2- 0				
5- 4	0- 4	0- 0	HOME	3- 0	1- 0	1- 0				
4- 5	0- 3	1- 0	AWAY	2- 2	0- 0	1- 0				
0- 1	0- 0	0- 0	NEUTRAL	0- 0	0- 1	0- 0				

RPI 1-25				RPI 26-50				RPI 51-100 Team's RPI: 84				RPI 101+			
RPI	S	Opponent	Score	RPI	S	Opponent	Score	RPI	S	Opponent	Score	RPI	S	Opponent	Score
5	A	Oregon St.	33 60	33	A	Washington	75 63	55	A	Southern California	67 74	122	H	Arizona	76 54
5	H	Oregon St.	45 59					55	H	Southern California	69 60	122	N	Arizona	68 74
9	A	UCLA	69 80					58	H	UC Riverside	95 81	153	A	North Carolina	79 77
9	H	UCLA	72 77					85	A	California	54 65	201	H	San Jose St.	104 74
10	A	Stanford	42 69					85	H	California	69 59	202	A	Colorado	59 46
10	H	Stanford	62 64					88	A	Utah	77 65	202	H	Colorado	77 70
11	H	Arizona St.	58 63					88	H	Utah	69 58	204	H	Hampton	86 51
								92	H	North Dakota	77 51	211	H	Utah Valley	79 68
								96	A	Washington St.	73 48	256	H	Clemson	69 56
												265	H	UC Santa Barbara	79 51
												271	H	Seattle	82 62
												289	H	Portland	93 52
												321	H	Portland St.	122 59
LAST 12 Division I GAMES:															
122	N	Arizona	68 74	88	H	Utah	69 58								
10	A	Stanford	42 69	33	A	Washington	75 63								
85	A	California	54 65	96	A	Washington St.	73 48								
55	H	Southern California	69 60	122	H	Arizona	76 54								
9	H	UCLA	72 77	11	H	Arizona St.	58 63								
202	H	Colorado	77 70	88	A	Utah	77 65								

Non-Div I Games:

Oregon

■ Loss, 
 ■ Non-Conf, S Site, 
 ■ Home 
 ■ Away 
 N Neutral

Average RPI Win:	104	WON-LOST	WINNING	LAST 10	STRENGTH OF	OPP. STRENGTH	TEAM	ADJ.	CONF.	ADJ CONF.
Average RPI Loss:	12	RECORD	PCT. RANK	GAMES	SCHEDULE	OF SCHEDULE	RPI	RPI	RPI	RPI
DIV. I ONLY	28- 4	11	9- 1	20	1	5	5	1	1	
DIV. I NON-CONF.	9- 2	37	0- 0	105	26	43	43	1	1	
TOTALS	RPI 1-25	RPI 26-50	W-L RECORDS	RPI 51-100	RPI 101-150	RPI 150+				
28- 4	4- 3	2- 1	OVERALL	13- 0	3- 0	6- 0				
14- 1	3- 0	0- 1	HOME	5- 0	2- 0	4- 0				
9- 3	0- 3	1- 0	AWAY	6- 0	0- 0	2- 0				
5- 0	1- 0	1- 0	NEUTRAL	2- 0	1- 0	0- 0				
9- 2	0- 1	0- 1	NON-CONFERENCE	3- 0	2- 0	4- 0				
5- 1	0- 0	0- 1	HOME	1- 0	1- 0	3- 0				
2- 1	0- 1	0- 0	AWAY	1- 0	0- 0	1- 0				
2- 0	0- 0	0- 0	NEUTRAL	1- 0	1- 0	0- 0				
19- 2	4- 2	2- 0	CONFERENCE	10- 0	1- 0	2- 0				
9- 0	3- 0	0- 0	HOME	4- 0	1- 0	1- 0				
7- 2	0- 2	1- 0	AWAY	5- 0	0- 0	1- 0				
3- 0	1- 0	1- 0	NEUTRAL	1- 0	0- 0	0- 0				

RPI	S	Opponent	Score	RPI	S	Opponent	Score	RPI	S	Opponent	Score	RPI	S	Opponent	Score
1	A	Notre Dame	61 62	27	H	Tennessee	50 53	55	A	Southern California	57 49	122	H	Arizona	71 43
9	A	UCLA	51 71	33	A	Washington	61 53	55	H	Southern California	76 52	135	H	Idaho	69 44
9	H	UCLA	64 54	33	N	Washington	57 55	55	N	Southern California	63 53	140	N	Arkansas	63 47
9	N	UCLA	69 57					58	H	UC Riverside	86 65	183	H	Cal Poly	80 43
10	A	Stanford	54 76					65	N	Hofstra	73 50	202	A	Colorado	61 47
10	H	Stanford	58 50					84	A	Oregon	59 45	202	H	Colorado	73 50
11	H	Arizona St.	67 44					84	H	Oregon	60 33	212	H	CSU Bakersfield	75 51
								85	A	California	54 44	289	A	Portland	94 50
								85	H	California	70 48	311	H	Longwood	110 45
								88	A	Utah	62 53				
								88	H	Utah	72 53				
								96	A	Washington St.	54 45				
								100	A	Marquette	65 58				
LAST 12 Division I GAMES:															
		9 N UCLA	69 57			55 H Southern California	76 52								
		33 N Washington	57 55			88 H Utah	72 53								
		55 N Southern California	63 53			202 H Colorado	73 50								
		85 A California	54 44			96 A Washington St.	54 45								
		10 A Stanford	54 76			33 A Washington	61 53								
		9 H UCLA	64 54			11 H Arizona St.	67 44								

Non-Div I Games:

Oregon St.

## Pacific

Through Games Of March 8, 2016

Average RPI Win:	215	WON-LOST	WINNING	LAST 10	STRENGTH OF	OPP. STRENGTH	TEAM	ADJ.	CONF.	ADJ CONF.
Average RPI Loss:	118	RECORD	PCT. RANK	GAMES	SCHEDULE	OF SCHEDULE	RPI	RPI	RPI	RPI
DIV. I ONLY	12- 17	225	3- 7	143	113	176	176	8	8	
DIV. I NON-CONF.	6- 4	125	0- 0	213	255	122	122	9	9	
TOTALS	RPI 1-25	RPI 26-50	W-L RECORDS	RPI 51-100	RPI 101-150	RPI 150+				
12- 17	0- 2	0- 0	OVERALL	1- 7	1- 3	10- 5				
6- 6	0- 1	0- 0	HOME	1- 3	1- 1	4- 1				
6- 10	0- 0	0- 0	AWAY	0- 0	0- 0	6- 0				
0- 1	0- 0	0- 0	NEUTRAL	0- 0	0- 0	0- 1				
6- 4	0- 0	0- 0	NON-CONFERENCE	0- 0	0- 2	6- 2				
2- 1	0- 0	0- 0	HOME	0- 0	0- 1	2- 0				
4- 3	0- 0	0- 0	AWAY	0- 0	0- 1	4- 2				
0- 0	0- 0	0- 0	NEUTRAL	0- 0	0- 0	0- 0				
6- 13	0- 2	0- 0	CONFERENCE	1- 7	1- 1	4- 3				
4- 5	0- 1	0- 0	HOME	1- 3	1- 0	2- 1				
2- 7	0- 1	0- 0	AWAY	0- 4	0- 1	2- 1				
0- 1	0- 0	0- 0	NEUTRAL	0- 0	0- 0	0- 1				

RPI 1-25				RPI 26-50				RPI 51-100				RPI 101+ Team's RPI: 176			
RPI	S	Opponent	Score	RPI	S	Opponent	Score	RPI	S	Opponent	Score	RPI	S	Opponent	Score
16	A	BYU	62 79					54	A	St. Mary's (CA)	75 83	113	A	Gonzaga	61 68
16	H	BYU	57 67					54	H	St. Mary's (CA)	73 82	113	H	Gonzaga	84 83
								62	A	Santa Clara	52 76	122	A	Arizona	56 69
								62	H	Santa Clara	60 66	126	H	Long Beach St.	60 68
								68	A	San Francisco	71 81	153	A	North Carolina	66 63
								68	H	San Francisco	70 57	163	A	Montana	54 64
								82	A	San Diego	56 69	186	A	UC Davis	66 53
								82	H	San Diego	56 59	201	H	San Jose St.	81 69
												206	A	Gardner-Webb	84 77
												212	A	CSU Bakersfield	80 74
												230	A	Utah St.	70 78
												241	A	Loyola Marymount	88 96
												241	H	Loyola Marymount	60 63
												267	A	Pepperdine	92 64
												267	H	Pepperdine	65 62
												267	N	Pepperdine	72 81
												289	A	Portland	72 64
												289	H	Portland	87 38
												324	H	Nevada	74 52
LAST 12 Division I GAMES:															
267	N	Pepperdine	72 81	241	A	Loyola Marymount	88 96								
62	H	Santa Clara	60 66	82	H	San Diego	56 59								
68	A	San Francisco	71 81	16	H	BYU	57 67								
113	H	Gonzaga	84 83	54	A	St. Mary's (CA)	75 83								
289	H	Portland	87 38	113	A	Gonzaga	61 68								
267	A	Pepperdine	92 64	289	A	Portland	72 64								

Non-Div I Games: Stanislaus St. 74 61

Pacific

■ Loss, 
 ■ Non-Conf, 
 ■ S Site, 
 ■ Home 
 ■ Away 
 N Neutral

Average RPI Win:	174	WON-LOST	WINNING	LAST 10	STRENGTH OF	OPP. STRENGTH	TEAM	ADJ.	CONF.	ADJ CONF.
Average RPI Loss:	98	RECORD	PCT. RANK	GAMES	SCHEDULE	OF SCHEDULE	RPI	RPI	RPI	RPI
DIV. I ONLY	23- 4	17	9- 1	96	134	28	28	10	10	
DIV. I NON-CONF.	10- 3	61	0- 0	148	156	62	62	12	12	
TOTALS	RPI 1-25	RPI 26-50	W-L RECORDS	RPI 51-100	RPI 101-150	RPI 150+				
23- 4	0- 0	3- 1	OVERALL	4- 1	1- 1	15- 1				
12- 1	0- 0	2- 1	HOME	2- 0	0- 0	8- 0				
11- 3	0- 0	1- 0	AWAY	2- 1	1- 1	7- 1				
0- 0	0- 0	0- 0	NEUTRAL	0- 0	0- 0	0- 0				
10- 3	0- 0	1- 1	NON-CONFERENCE	2- 1	1- 1	6- 0				
5- 1	0- 0	1- 1	HOME	1- 0	0- 0	3- 0				
5- 2	0- 0	0- 0	AWAY	1- 1	1- 1	3- 0				
0- 0	0- 0	0- 0	NEUTRAL	0- 0	0- 0	0- 0				
13- 1	0- 0	2- 0	CONFERENCE	2- 0	0- 0	9- 1				
7- 0	0- 0	1- 0	HOME	1- 0	0- 0	5- 0				
6- 1	0- 0	1- 0	AWAY	1- 0	0- 0	4- 1				
0- 0	0- 0	0- 0	NEUTRAL	0- 0	0- 0	0- 0				

RPI S	Opponent	Score	RPI S	Opponent	Score	Team's RPI: 28	RPI S	Opponent	Score	RPI S	Opponent	Score	RPI S	Opponent	Score
			39	A Princeton	62 60		56	A Villanova	46 66	116	A Saint Joseph's	46 50			
			39	H Princeton	50 48		72	A Temple	60 54	119	A Hawaii	64 54			
			45	H Colorado St.	49 48		80	H Drexel	72 67	157	A Yale	77 59			
			47	H Duke	50 57		93	A Harvard	68 48	157	H Yale	68 49			
							93	H Harvard	62 46	171	A Cornell	46 51			
										171	H Cornell	65 50			
										185	A UMBC	81 46			
										207	A Brown	69 59			
										207	H Brown	66 49			
										214	A Dartmouth	56 41			
										214	H Dartmouth	65 50			
										232	A New Hampshire	67 60			
										236	H Navy	57 43			
										249	A Columbia	60 42			
										249	H Columbia	71 51			
										280	A La Salle	78 68			
										329	H Lafayette	54 37			
										345	H Wagner	78 50			
LAST 12 Division I GAMES:															
			39	A Princeton	62 60		207	A Brown	69 59						
			93	H Harvard	62 46		171	H Cornell	65 50						
			214	H Dartmouth	65 50		249	H Columbia	71 51						
			249	A Columbia	60 42		214	A Dartmouth	56 41						
			171	A Cornell	46 51		93	A Harvard	68 48						
			157	A Yale	77 59		207	H Brown	66 49						

Non-Div I Games: BYU-Hawaii 73 41

Penn

Average RPI Win:	142	WON-LOST	WINNING	LAST 10	STRENGTH OF	OPP. STRENGTH	TEAM	ADJ.	CONF.	ADJ CONF.
Average RPI Loss:	73	RECORD	PCT. RANK	GAMES	SCHEDULE	OF SCHEDULE	RPI	RPI	RPI	RPI
DIV. I ONLY	12- 19	240	4- 6	47	30	134	134	5	5	
DIV. I NON-CONF.	5- 6	180	0- 1	66	98	157	157	4	4	
TOTALS	RPI 1-25	RPI 26-50	W-L RECORDS	RPI 51-100	RPI 101-150	RPI 150+				
12- 19	1- 5	0- 3	OVERALL	4- 8	1- 1	6- 2				
7- 8	0- 3	0- 0	HOME	2- 4	1- 1	4- 0				
4- 9	1- 1	0- 3	AWAY	2- 3	0- 0	1- 2				
1- 2	0- 1	0- 0	NEUTRAL	0- 1	0- 0	1- 0				
5- 6	0- 2	0- 2	NON-CONFERENCE	0- 0	1- 1	4- 1				
5- 1	0- 0	0- 0	HOME	0- 0	1- 1	4- 0				
0- 4	0- 1	0- 2	AWAY	0- 0	0- 0	0- 1				
0- 1	0- 1	0- 0	NEUTRAL	0- 0	0- 0	0- 0				
7- 13	1- 3	0- 1	CONFERENCE	4- 8	0- 0	2- 1				
2- 7	0- 3	0- 0	HOME	2- 4	0- 0	0- 0				
4- 5	1- 0	0- 1	AWAY	2- 3	0- 0	1- 1				
1- 1	0- 0	0- 0	NEUTRAL	0- 1	0- 0	1- 0				

RPI S	Opponent	Score	RPI S	Opponent	Score	RPI S	Opponent	Score	RPI S	Opponent	Score	Team's RPI: 134
6	H Ohio St.	63 77	27	A Tennessee	66 74	52	H Rutgers	62 74	121	H Virginia Tech	59 64	
8	H Maryland	53 89	36	A St. Bonaventure	60 70	60	A Iowa	82 69	125	H Youngstown St.	68 51	
16	N BYU	51 63	46	A Indiana	55 76	60	H Iowa	81 68	161	H Fordham	75 59	
17	A Michigan St.	65 61				64	H Purdue	78 88	178	A Illinois	65 56	
17	H Michigan St.	55 71				64	N Purdue	59 70	178	N Illinois	75 66	
20	A South Fla.	79 101				76	A Michigan	73 78	196	H Sacred Heart	83 46	
						76	H Michigan	87 91	197	A Wisconsin	62 82	
						81	A Minnesota	85 98	254	H Holy Cross	86 82	
						94	A Nebraska	69 87	276	H Central Conn. St.	73 47	
						94	H Nebraska	78 83	300	A CSUN	73 81	
						99	A Northwestern	73 54				
						99	H Northwestern	79 72				
LAST 12 Division I GAMES:												
64	N Purdue	59 70	99	A Northwestern	73 54							
178	N Illinois	75 66	6	H Ohio St.	63 77							
16	N BYU	51 63	17	A Michigan St.	65 61							
46	A Indiana	55 76	52	H Rutgers	62 74							
60	H Iowa	81 68	94	A Nebraska	69 87							
76	A Michigan	73 78	64	H Purdue	78 88							

Non-Div I Games:

Penn St.

■ Loss, 
■ Non-Conf, 
■ S Site, 
■ Home 
■ A Away 
N Neutral

# Pepperdine

Through Games Of March 8, 2016

Average RPI Win:	234	WON-LOST	WINNING	LAST 10	STRENGTH OF	OPP. STRENGTH	TEAM	ADJ.	CONF.	ADJ CONF.
Average RPI Loss:	117	RECORD	PCT. RANK	GAMES	SCHEDULE	OF SCHEDULE	RPI	RPI	RPI	RPI
DIV. I ONLY	7- 23	301	2- 8	109	121	267	267	8	8	
DIV. I NON-CONF.	4- 6	201	0- 1	218	310	231	231	9	9	
TOTALS	RPI 1-25	RPI 26-50	W-L RECORDS	RPI 51-100	RPI 101-150	RPI 150+				
7- 23	0- 3	0- 1	OVERALL	1- 8	0- 2	6- 9				
5- 8	0- 1	0- 0	HOME	1- 3	0- 1	4- 3				
1- 13	0- 1	0- 1	AWAY	0- 5	0- 1	1- 5				
1- 2	0- 1	0- 0	NEUTRAL	0- 0	0- 0	1- 1				
4- 6	0- 0	0- 1	NON-CONFERENCE	0- 1	0- 0	4- 4				
3- 1	0- 0	0- 0	HOME	0- 0	0- 0	3- 1				
1- 4	0- 0	0- 1	AWAY	0- 1	0- 0	1- 2				
0- 1	0- 0	0- 0	NEUTRAL	0- 0	0- 0	0- 1				
3- 17	0- 3	0- 0	CONFERENCE	1- 7	0- 2	2- 5				
2- 7	0- 1	0- 0	HOME	1- 3	0- 1	1- 2				
0- 9	0- 1	0- 0	AWAY	0- 4	0- 1	0- 3				
1- 1	0- 1	0- 0	NEUTRAL	0- 0	0- 0	1- 0				

RPI S	Opponent	Score	RPI S	Opponent	Score	RPI S	Opponent	Score	RPI S	Opponent	Score	Team's RPI: 267
16 A	BYU	64 69	48 A	Albany (NY)	49 64	54 A	St. Mary's (CA)	72 88	113 A	Gonzaga	39 56	
16 H	BYU	66 77				54 H	St. Mary's (CA)	62 58	113 H	Gonzaga	57 74	
16 N	BYU	59 72				62 A	Santa Clara	50 84	166 A	New Mexico	52 60	
						62 H	Santa Clara	60 62	168 N	George Mason	63 71	
						68 A	San Francisco	75 99	176 A	Pacific	62 65	
						68 H	San Francisco	74 81	176 H	Pacific	64 92	
						69 A	Army West Point	53 63	176 N	Pacific	81 72	
						82 A	San Diego	55 74	183 H	Cal Poly	47 61	
						82 H	San Diego	54 70	191 A	UNLV	63 83	
									212 A	CSU Bakersfield	76 73	
									241 A	Loyola Marymount	69 79	
									241 H	Loyola Marymount	77 83	
									265 H	UC Santa Barbara	71 69	
									289 A	Portland	79 81	
									289 H	Portland	74 62	
									301 H	Denver	64 60	
									338 H	Cal St. Fullerton	81 75	
LAST 12 Division I GAMES:												
16 N	BYU	59 72	176 H	Pacific	64 92							
176 N	Pacific	81 72	54 H	St. Mary's (CA)	62 58							
168 N	George Mason	63 71	113 A	Gonzaga	39 56							
241 H	Loyola Marymount	77 83	289 A	Portland	79 81							
62 A	Santa Clara	50 84	16 H	BYU	66 77							
68 A	San Francisco	75 99	82 H	San Diego	54 70							

Non-Div I Games: Alas. Anchorage 61 94

Pepperdine

Loss, Non-Conf, S Site, H Home A Away N Neutral

Average RPI Win:	231	WON-LOST	WINNING	LAST 10	STRENGTH OF	OPP. STRENGTH	TEAM	ADJ.	CONF.	ADJ CONF.
Average RPI Loss:	41	RECORD	PCT. RANK	GAMES	SCHEDULE	OF SCHEDULE	RPI	RPI	RPI	RPI
DIV. I ONLY	13- 18	221	4- 6	46	65	127	127	4	4	
DIV. I NON-CONF.	8- 5	120	0- 0	156	235	141	141	5	5	
TOTALS	RPI 1-25	RPI 26-50	W-L RECORDS	RPI 51-100	RPI 101-150	RPI 150+				
13- 18	0- 8	0- 5	OVERALL	0- 3	2- 2	11- 0				
6- 9	0- 5	0- 2	HOME	0- 1	0- 1	6- 0				
5- 6	0- 2	0- 2	AWAY	0- 1	2- 1	3- 0				
2- 3	0- 1	0- 1	NEUTRAL	0- 1	0- 0	2- 0				
8- 5	0- 2	0- 1	NON-CONFERENCE	0- 2	0- 0	8- 0				
6- 1	0- 1	0- 0	HOME	0- 0	0- 0	6- 0				
1- 2	0- 0	0- 1	AWAY	0- 1	0- 0	1- 0				
1- 2	0- 1	0- 0	NEUTRAL	0- 1	0- 0	1- 0				
5- 13	0- 6	0- 4	CONFERENCE	0- 1	2- 2	3- 0				
0- 8	0- 4	0- 2	HOME	0- 1	0- 1	0- 0				
4- 4	0- 2	0- 1	AWAY	0- 0	2- 1	2- 0				
1- 1	0- 0	0- 1	NEUTRAL	0- 0	0- 0	1- 0				

RPI S	Opponent	Score	RPI S	Opponent	Score	RPI S	Opponent	Score	RPI S	Opponent	Score	Team's RPI: 127
1	H Notre Dame	55 65	26	A Miami (FL)	55 79	51	N South Dakota St.	54 55	109	A Virginia	58 55	
8	N Maryland	49 70	26	N Miami (FL)	55 77	73	H Georgia Tech	60 66	118	A Boston College	43 54	
13	A Syracuse	48 71	39	A Princeton	47 61	76	A Michigan	45 82	121	A Virginia Tech	59 48	
13	H Syracuse	56 70	47	H Duke	48 70				138	H Wake Forest	49 60	
14	A Louisville	36 65	49	H North Carolina St.	76 78				151	N Old Dominion	67 58	
14	H Louisville	61 84							153	A North Carolina	76 60	
15	H Florida St.	55 66							153	N North Carolina	82 72	
18	H Duquesne	65 79							254	H Holy Cross	56 50	
									256	A Clemson	59 56	
									261	A Saint Francis (PA)	74 59	
									274	H American	76 58	
									284	H Rider	75 44	
									317	H Mt. St. Mary's	74 57	
									322	H Delaware St.	77 43	
									345	H Wagner	67 41	
LAST 12 Division I GAMES:												
26	N Miami (FL)	55 77	121	A Virginia Tech	59 48							
153	N North Carolina	82 72	14	H Louisville	61 84							
14	A Louisville	36 65	138	H Wake Forest	49 60							
73	H Georgia Tech	60 66	256	A Clemson	59 56							
13	H Syracuse	56 70	47	H Duke	48 70							
153	A North Carolina	76 60	109	A Virginia	58 55							

Non-Div I Games:

Pittsburgh

■ Loss, 
■ Non-Conf, S Site, 
■ Home 
■ Away 
N Neutral

Portland

Through Games Of March 8, 2016

Average RPI Win: <b>294</b>	WON-LOST	WINNING	LAST 10	STRENGTH OF	OPP. STRENGTH	TEAM	ADJ.	CONF.	ADJ CONF.
Average RPI Loss: <b>126</b>	RECORD	PCT. RANK	GAMES	SCHEDULE	OF SCHEDULE	RPI	RPI	RPI	RPI
DIV. I ONLY	2- 27	346	1- 9	77	132	289	289	8	8
DIV. I NON-CONF.	1- 9	325	0- 0	68	286	265	265	9	9
TOTALS	RPI 1-25	RPI 26-50	W-L RECORDS	RPI 51-100	RPI 101-150	RPI 150+			
2- 27	0- 3	0- 1	OVERALL	0- 9	0- 3	2- 11			
1- 13	0- 2	0- 0	HOME	0- 4	0- 1	1- 6			
1- 13	0- 1	0- 1	AWAY	0- 5	0- 2	1- 4			
0- 1	0- 0	0- 0	NEUTRAL	0- 0	0- 0	0- 1			
1- 9	0- 1	0- 1	NON-CONFERENCE	0- 1	0- 1	1- 5			
0- 5	0- 1	0- 0	HOME	0- 0	0- 0	0- 4			
1- 4	0- 0	0- 1	AWAY	0- 1	0- 1	1- 1			
0- 0	0- 0	0- 0	NEUTRAL	0- 0	0- 0	0- 0			
1- 18	0- 2	0- 0	CONFERENCE	0- 8	0- 2	1- 6			
1- 8	0- 1	0- 0	HOME	0- 4	0- 1	1- 2			
0- 9	0- 1	0- 0	AWAY	0- 4	0- 1	0- 3			
0- 1	0- 0	0- 0	NEUTRAL	0- 0	0- 0	0- 1			

RPI S	Opponent	Score	RPI S	Opponent	Score	RPI S	Opponent	Score	RPI S	Opponent	Score	Team's RPI: 289
5	H Oregon St.	50 94	33	A Washington	65 83	54	A St. Mary's (CA)	53 95	113	A Gonzaga	51 86	
16	A BYU	66 78				54	H St. Mary's (CA)	51 78	113	H Gonzaga	63 71	
16	H BYU	59 84				62	A Santa Clara	47 66	150	A Montana St.	57 86	
						62	H Santa Clara	45 67	155	H Boise St.	49 89	
						68	A San Francisco	69 90	163	A Montana	67 90	
						68	H San Francisco	63 82	176	A Pacific	38 87	
						82	A San Diego	43 71	176	H Pacific	64 72	
						82	H San Diego	67 77	186	H UC Davis	47 72	
						84	A Oregon	52 93	188	H Weber St.	55 57	
									241	A Loyola Marymount	52 62	
									241	H Loyola Marymount	62 77	
									241	N Loyola Marymount	72 85	
									267	A Pepperdine	62 74	
									267	H Pepperdine	81 79	
									300	H CSUN	62 68	
									321	A Portland St.	69 53	
LAST 12 Division I GAMES:												
241	N Loyola Marymount	72 85	241	H Loyola Marymount	62 77							
82	H San Diego	67 77	267	H Pepperdine	81 79							
16	H BYU	59 84	62	A Santa Clara	47 66							
54	A St. Mary's (CA)	53 95	68	A San Francisco	69 90							
176	A Pacific	38 87	54	H St. Mary's (CA)	51 78							
113	A Gonzaga	51 86	176	H Pacific	64 72							

Non-Div I Games: Willamette 73 54

Portland

Loss, Non-Conf, S Site, H Home A Away N Neutral



Average RPI Win:	263	WON-LOST	WINNING	LAST 10	STRENGTH OF	OPP. STRENGTH	TEAM	ADJ.	CONF.	ADJ CONF.
Average RPI Loss:	175	RECORD	PCT. RANK	GAMES	SCHEDULE	OF SCHEDULE	RPI	RPI	RPI	RPI
DIV. I ONLY	3- 25	340	1- 9	145	308	321	321	20	20	
DIV. I NON-CONF.	1- 8	320	0- 0	244	294	334	334	23	23	
TOTALS	RPI 1-25	RPI 26-50	W-L RECORDS	RPI 51-100	RPI 101-150	RPI 150+				
3- 25	0- 0	0- 0	OVERALL	0- 4	0- 5	3- 16				
2- 11	0- 0	0- 0	HOME	0- 1	0- 2	2- 8				
1- 13	0- 0	0- 0	AWAY	0- 3	0- 3	1- 7				
0- 1	0- 0	0- 0	NEUTRAL	0- 0	0- 0	0- 1				
1- 8	0- 0	0- 0	NON-CONFERENCE	0- 3	0- 1	1- 4				
1- 3	0- 0	0- 0	HOME	0- 0	0- 0	1- 3				
0- 5	0- 0	0- 0	AWAY	0- 3	0- 1	0- 1				
0- 0	0- 0	0- 0	NEUTRAL	0- 0	0- 0	0- 0				
2- 17	0- 0	0- 0	CONFERENCE	0- 1	0- 4	2- 12				
1- 8	0- 0	0- 0	HOME	0- 1	0- 2	1- 5				
1- 8	0- 0	0- 0	AWAY	0- 0	0- 2	1- 6				
0- 1	0- 0	0- 0	NEUTRAL	0- 0	0- 0	0- 1				

RPI S	Opponent	Score	RPI S	Opponent	Score	RPI S	Opponent	Score	RPI S	Opponent	Score	Team's RPI: 321
						51	A South Dakota St.	65 74	126	A Long Beach St.	71 89	
						61	A South Dakota	61 103	135	A Idaho	63 84	
						84	A Oregon	59 122	135	H Idaho	65 94	
						92	H North Dakota	62 75	150	A Montana St.	64 74	
									150	H Montana St.	59 106	
									163	A Montana	57 76	
									163	H Montana	58 79	
									167	A Sacramento St.	91 132	
									167	H Sacramento St.	78 126	
									179	A Eastern Wash.	57 70	
									179	H Eastern Wash.	81 79	
									182	H Northern Colo.	59 70	
									186	H UC Davis	70 82	
									188	A Weber St.	73 102	
									188	H Weber St.	58 75	
									188	N Weber St.	68 91	
									193	A Idaho St.	70 71	
									193	H Idaho St.	42 64	
									271	H Seattle	64 85	
									289	H Portland	53 69	
									300	H CSUN	83 77	
									310	A Northern Ariz.	88 80	
									334	A Southern Utah	64 76	
									338	A Cal St. Fullerton	69 84	
LAST 12 Division I GAMES:												
			188	N Weber St.	68 91	135	A Idaho	63 84				
			334	A Southern Utah	64 76	188	H Weber St.	58 75				
			310	A Northern Ariz.	88 80	193	H Idaho St.	42 64				
			182	H Northern Colo.	59 70	163	A Montana	57 76				
			92	H North Dakota	62 75	150	A Montana St.	64 74				
			179	A Eastern Wash.	57 70	135	H Idaho	65 94				

Non-Div I Games: Warner Pacific 64 76 Corban 90 76

Portland St.

Loss, Non-Conf, S Site, H Home A Away N Neutral

Prairie View

Through Games Of March 8, 2016

Average RPI Win:	308	WON-LOST	WINNING	LAST 10	STRENGTH OF	OPP. STRENGTH	TEAM	ADJ.	CONF.	ADJ CONF.
Average RPI Loss:	201	RECORD	PCT. RANK	GAMES	SCHEDULE	OF SCHEDULE	RPI	RPI	RPI	RPI
DIV. I ONLY	12- 14	201	4- 6	344	338	275	275	31	31	
DIV. I NON-CONF.	3- 5	218	0- 0	302	129	227	227	31	31	
TOTALS	RPI 1-25	RPI 26-50	W-L RECORDS	RPI 51-100	RPI 101-150	RPI 150+				
12- 14	0- 1	0- 0	OVERALL	0- 1	0- 1	12- 11				
6- 4	0- 0	0- 0	HOME	0- 0	0- 0	6- 4				
6- 9	0- 1	0- 0	AWAY	0- 0	0- 0	6- 0				
0- 1	0- 0	0- 0	NEUTRAL	0- 0	0- 0	0- 1				
3- 5	0- 1	0- 0	NON-CONFERENCE	0- 1	0- 1	3- 2				
1- 0	0- 0	0- 0	HOME	0- 0	0- 0	1- 0				
2- 4	0- 1	0- 0	AWAY	0- 1	0- 1	2- 1				
0- 1	0- 0	0- 0	NEUTRAL	0- 0	0- 0	0- 1				
9- 9	0- 0	0- 0	CONFERENCE	0- 0	0- 0	9- 9				
5- 4	0- 0	0- 0	HOME	0- 0	0- 0	5- 4				
4- 5	0- 0	0- 0	AWAY	0- 0	0- 0	4- 5				
0- 0	0- 0	0- 0	NEUTRAL	0- 0	0- 0	0- 0				

RPI 1-25				RPI 26-50				RPI 51-100				RPI 101+ Team's RPI: 275			
RPI	S	Opponent	Score	RPI	S	Opponent	Score	RPI	S	Opponent	Score	RPI	S	Opponent	Score
19	A	Texas A&M	30 88					73	A	Georgia Tech	48 96	107	A	TCU	60 69
												154	A	Southern U.	45 72
												154	H	Southern U.	55 65
												181	A	Grambling	66 69
												181	H	Grambling	44 51
												184	A	Louisiana Tech	77 68
												235	A	Texas Southern	65 72
												235	H	Texas Southern	43 50
												247	A	Alabama St.	54 65
												247	H	Alabama St.	63 60
												287	H	Lamar	80 72
												291	A	Wichita St.	36 64
												296	A	Alcorn	65 70
												296	H	Alcorn	58 54
												306	A	Nicholls St.	81 70
												309	A	Jackson St.	62 52
												309	H	Jackson St.	67 77
												325	N	North Dakota St.	58 79
												337	A	Ark.-Pine Bluff	70 66
												337	H	Ark.-Pine Bluff	70 55
												346	A	Alabama A&M	67 52
												346	H	Alabama A&M	93 72
												349	A	Mississippi Val.	81 50
												349	H	Mississippi Val.	80 57
LAST 12 Division I GAMES:															
154	A	Southern U.	45 72	309	H	Jackson St.	67 77	346	H	Alabama A&M	93 72				
296	A	Alcorn	65 70	181	H	Grambling	44 51	349	A	Mississippi Val.	81 50				
346	H	Alabama A&M	93 72	235	H	Texas Southern	43 50	349	H	Mississippi Val.	80 57				
247	H	Alabama St.	63 60	247	A	Alabama St.	54 65								
349	A	Mississippi Val.	81 50	346	A	Alabama A&M	67 52								
337	A	Ark.-Pine Bluff	70 66	349	H	Mississippi Val.	80 57								

Non-Div I Games: Howard Payne 86 46

Prairie View

Loss, Non-Conf, S Site, H Home A Away N Neutral

Presbyterian

Through Games Of March 8, 2016

Average RPI Win:	268	WON-LOST	WINNING	LAST 10	STRENGTH OF	OPP. STRENGTH	TEAM	ADJ.	CONF.	ADJ CONF.
Average RPI Loss:	181	RECORD	PCT. RANK	GAMES	SCHEDULE	OF SCHEDULE	RPI	RPI	RPI	RPI
DIV. I ONLY	14- 12	152	6- 4	303	279	208	208	27	27	
DIV. I NON-CONF.	1- 5	304	0- 0	338	90	342	342	29	29	
TOTALS	RPI 1-25	RPI 26-50	W-L RECORDS	RPI 51-100	RPI 101-150	RPI 150+				
14- 12	0- 0	0- 0	OVERALL	0- 1	2- 4	12- 7				
9- 2	0- 0	0- 0	HOME	0- 0	1- 1	8- 1				
5- 10	0- 0	0- 0	AWAY	0- 1	1- 3	4- 6				
0- 0	0- 0	0- 0	NEUTRAL	0- 0	0- 0	0- 0				
1- 5	0- 0	0- 0	NON-CONFERENCE	0- 1	0- 2	1- 2				
1- 0	0- 0	0- 0	HOME	0- 0	0- 0	1- 0				
0- 5	0- 0	0- 0	AWAY	0- 1	0- 2	0- 2				
0- 0	0- 0	0- 0	NEUTRAL	0- 0	0- 0	0- 0				
13- 7	0- 0	0- 0	CONFERENCE	0- 0	2- 2	11- 5				
8- 2	0- 0	0- 0	HOME	0- 0	1- 1	7- 1				
5- 5	0- 0	0- 0	AWAY	0- 0	1- 1	4- 4				
0- 0	0- 0	0- 0	NEUTRAL	0- 0	0- 0	0- 0				

RPI 1-25				RPI 26-50				RPI 51-100				RPI 101+				Team's RPI: 208	
RPI	S	Opponent	Score	RPI	S	Opponent	Score	RPI	S	Opponent	Score	RPI	S	Opponent	Score		
								75	A	Vanderbilt	38	56	121	A	Virginia Tech	44	58
												128	A	Liberty	57	49	
												128	H	Liberty	60	42	
												131	A	UNC Asheville	59	68	
												131	H	UNC Asheville	63	72	
												145	A	East Carolina	57	84	
												172	A	Radford	40	42	
												172	H	Radford	53	64	
												202	A	Colorado	60	72	
												206	A	Gardner-Webb	40	51	
												206	H	Gardner-Webb	60	53	
												252	A	High Point	47	61	
												252	H	High Point	82	70	
												268	A	Campbell	69	45	
												268	H	Campbell	64	54	
												283	A	Coastal Caro.	47	60	
												283	H	Coastal Caro.	66	42	
												286	A	Kennesaw St.	47	49	
												294	A	Charleston So.	63	49	
												294	H	Charleston So.	52	37	
LAST 12 Division I GAMES:																	
				128	A	Liberty	57	49				294	H	Charleston So.	52	37	
				172	A	Radford	40	42				252	A	High Point	47	61	
				327	H	Winthrop	77	44				311	H	Longwood	75	49	
				283	A	Coastal Caro.	47	60				206	H	Gardner-Webb	60	53	
				268	H	Campbell	64	54				131	A	UNC Asheville	59	68	
				206	A	Gardner-Webb	40	51				283	H	Coastal Caro.	66	42	
												311	A	Longwood	59	38	
												311	H	Longwood	75	49	
												327	A	Winthrop	59	48	
												327	H	Winthrop	77	44	
												348	H	N.C. Central	60	50	

Non-Div I Games: Warren Wilson 95 56 Columbia (SC) 104 37 Brevard 70 53

Presbyterian

Loss, Non-Conf, S Site, H Home A Away N Neutral

Average RPI Win:	189	WON-LOST	WINNING	LAST 10	STRENGTH OF	OPP. STRENGTH	TEAM	ADJ.	CONF.	ADJ CONF.
Average RPI Loss:	37	RECORD	PCT. RANK	GAMES	SCHEDULE	OF SCHEDULE	RPI	RPI	RPI	RPI
DIV. I ONLY	23- 5	22	9- 1	132	99	39	39	10	10	
DIV. I NON-CONF.	11- 3	54	0- 0	216	54	63	63	12	12	
TOTALS	RPI 1-25	RPI 26-50	W-L RECORDS	RPI 51-100	RPI 101-150	RPI 150+				
23- 5	1- 1	0- 3	OVERALL	3- 1	1- 0	18- 0				
13- 1	1- 0	0- 1	HOME	2- 0	1- 0	9- 0				
8- 4	0- 1	0- 2	AWAY	1- 1	0- 0	7- 0				
2- 0	0- 0	0- 0	NEUTRAL	0- 0	0- 0	2- 0				
11- 3	1- 1	0- 1	NON-CONFERENCE	1- 1	1- 0	8- 0				
7- 0	1- 0	0- 0	HOME	1- 0	1- 0	4- 0				
2- 3	0- 1	0- 1	AWAY	0- 1	0- 0	2- 0				
2- 0	0- 0	0- 0	NEUTRAL	0- 0	0- 0	2- 0				
12- 2	0- 0	0- 2	CONFERENCE	2- 0	0- 0	10- 0				
6- 1	0- 0	0- 1	HOME	1- 0	0- 0	5- 0				
6- 1	0- 0	0- 1	AWAY	1- 0	0- 0	5- 0				
0- 0	0- 0	0- 0	NEUTRAL	0- 0	0- 0	0- 0				

RPI S	Opponent	Score	RPI S	Opponent	Score	Team's RPI: 39	RPI S	Opponent	Score	RPI S	Opponent	Score
6	A Ohio St.	70 90	28	A Penn	48 50		76	H Michigan	74 57	127	H Pittsburgh	61 47
18	H Duquesne	94 66	28	H Penn	60 62		83	A Dayton	81 85	157	A Yale	94 81
			41	A Seton Hall	64 71		93	A Harvard	92 83	157	H Yale	65 50
							93	H Harvard	79 69	160	A Marist	77 44
										161	H Fordham	55 44
										171	A Cornell	94 57
										171	H Cornell	71 51
										204	H Hampton	79 55
										207	A Brown	83 57
										207	H Brown	72 53
										214	A Dartmouth	85 48
										214	H Dartmouth	68 42
										246	H Monmouth	81 70
										249	A Columbia	77 48
										249	H Columbia	86 54
										271	N Seattle	85 48
										274	H American	72 34
										284	A Rider	78 59
										336	N UC Irvine	83 42
LAST 12 Division I GAMES:												
28	H Penn	60 62	157	A Yale	94 81							
214	H Dartmouth	68 42	249	H Columbia	86 54							
93	H Harvard	79 69	171	H Cornell	71 51							
171	A Cornell	94 57	93	A Harvard	92 83							
249	A Columbia	77 48	214	A Dartmouth	85 48							
207	A Brown	83 57	157	H Yale	65 50							

Non-Div I Games:

Princeton

Providence

Through Games Of March 8, 2016

Average RPI Win:	203	WON-LOST	WINNING	LAST 10	STRENGTH OF	OPP. STRENGTH	TEAM	ADJ.	CONF.	ADJ CONF.
Average RPI Loss:	101	RECORD	PCT. RANK	GAMES	SCHEDULE	OF SCHEDULE	RPI	RPI	RPI	RPI
DIV. I ONLY	5- 24	320	1- 9	72	88	266	266	6	6	
DIV. I NON-CONF.	4- 6	201	0- 0	88	270	194	194	6	6	
TOTALS	RPI 1-25	RPI 26-50	W-L RECORDS	RPI 51-100	RPI 101-150	RPI 150+				
5- 24	0- 0	0- 7	OVERALL	0- 5	1- 6	4- 6				
4- 11	0- 0	0- 3	HOME	0- 3	1- 2	3- 3				
1- 12	0- 0	0- 4	AWAY	0- 2	0- 3	1- 3				
0- 1	0- 0	0- 0	NEUTRAL	0- 0	0- 1	0- 0				
4- 6	0- 0	0- 1	NON-CONFERENCE	0- 1	0- 2	4- 2				
3- 3	0- 0	0- 0	HOME	0- 1	0- 1	3- 1				
1- 3	0- 0	0- 1	AWAY	0- 0	0- 1	1- 1				
0- 0	0- 0	0- 0	NEUTRAL	0- 0	0- 0	0- 0				
1- 18	0- 0	0- 6	CONFERENCE	0- 4	1- 4	0- 4				
1- 8	0- 0	0- 3	HOME	0- 2	1- 1	0- 2				
0- 9	0- 0	0- 3	AWAY	0- 2	0- 2	0- 2				
0- 1	0- 0	0- 0	NEUTRAL	0- 0	0- 1	0- 0				

RPI S	Opponent	Score	RPI S	Opponent	Score	RPI S	Opponent	Score	RPI S	Opponent	Score	Team's RPI: 266
29	A DePaul	50 96	29	H DePaul	68 91	56	A Villanova	39 67	102	A Georgetown	53 63	
41	A Seton Hall	54 71	41	H Seton Hall	54 64	67	H FGCU	41 50	102	H Georgetown	51 82	
42	A St. John's (NY)	54 69	42	H St. John's (NY)	61 80	100	A Marquette	75 105	114	A Creighton	48 72	
48	A Albany (NY)	58 71	42	H St. John's (NY)	61 80	100	H Marquette	85 92	114	H Creighton	61 59	
									114	N Creighton	53 70	
									118	H Boston College	41 67	
									121	A Virginia Tech	46 62	
									169	A Xavier	47 72	
									169	H Xavier	54 62	
									180	A Butler	50 65	
									180	H Butler	67 77	
									198	H Richmond	50 57	
									207	A Brown	47 57	
									213	A Rhode Island	64 55	
									217	H Hartford	69 50	
									224	H Bryant	88 78	
									246	H Monmouth	71 59	
LAST 12 Division I GAMES:												
114	N Creighton	53 70	180	A Butler	50 65							
41	A Seton Hall	54 71	169	A Xavier	47 72							
42	A St. John's (NY)	54 69	56	H Villanova	47 76							
100	H Marquette	85 92	102	H Georgetown	51 82							
29	H DePaul	68 91	29	A DePaul	50 96							
114	H Creighton	61 59	100	A Marquette	75 105							

Non-Div I Games:

Providence

Loss, Non-Conf, S Site, H Home A Away N Neutral

Average RPI Win:	135	WON-LOST	WINNING	LAST 10	STRENGTH OF	OPP. STRENGTH	TEAM	ADJ.	CONF.	ADJ CONF.
Average RPI Loss:	56	RECORD	PCT. RANK	GAMES	SCHEDULE	OF SCHEDULE	RPI	RPI	RPI	RPI
DIV. I ONLY	20- 11	84	4- 6	71	21	64	64	5	5	
DIV. I NON-CONF.	9- 2	37	0- 0	172	45	77	77	4	4	
TOTALS	RPI 1-25	RPI 26-50	W-L RECORDS	RPI 51-100	RPI 101-150	RPI 150+				
20- 11	1- 6	1- 0	OVERALL	9- 3	3- 1	6- 1				
12- 4	0- 1	1- 0	HOME	6- 2	0- 1	5- 0				
5- 5	0- 3	0- 0	AWAY	3- 1	1- 0	1- 1				
3- 2	1- 2	0- 0	NEUTRAL	0- 0	2- 0	0- 0				
9- 2	1- 1	0- 0	NON-CONFERENCE	3- 0	1- 1	4- 0				
6- 1	0- 0	0- 0	HOME	3- 0	0- 1	3- 0				
1- 0	0- 0	0- 0	AWAY	0- 0	0- 0	1- 0				
2- 1	1- 1	0- 0	NEUTRAL	0- 0	1- 0	0- 0				
11- 9	0- 5	1- 0	CONFERENCE	6- 3	2- 0	2- 1				
6- 3	0- 1	1- 0	HOME	3- 2	0- 0	2- 0				
4- 5	0- 3	0- 0	AWAY	3- 1	1- 0	0- 1				
1- 1	0- 1	0- 0	NEUTRAL	0- 0	1- 0	0- 0				

RPI	S	Opponent	Score	RPI	S	Opponent	Score	RPI	S	Opponent	Score	RPI	S	Opponent	Score
6	A	Ohio St.	70 90	46	H	Indiana	63 53	52	H	Rutgers	74 68	118	H	Boston College	56 58
8	A	Maryland	59 73					57	H	Ball St.	73 63	120	N	LSU	69 52
8	H	Maryland	67 87					60	A	Iowa	55 63	134	A	Penn St.	88 78
10	N	Stanford	65 71					60	H	Iowa	90 73	134	N	Penn St.	70 59
14	N	Louisville	62 60					63	H	Maine	56 33	178	H	Illinois	69 65
17	A	Michigan St.	56 68					76	A	Michigan	65 63	197	A	Wisconsin	57 64
17	N	Michigan St.	64 65					76	H	Michigan	61 68	197	H	Wisconsin	68 48
								81	H	Minnesota	84 72	251	H	Ill.-Chicago	62 51
								83	H	Dayton	61 58	297	H	Jacksonville St.	67 48
								94	A	Nebraska	68 50	326	A	North Florida	70 47
								94	H	Nebraska	61 62	330	H	Incarnate Word	95 27
								99	A	Northwestern	85 71				
LAST 12 Division I GAMES:															
17	N	Michigan St.	64 65	76	H	Michigan	61 68								
134	N	Penn St.	70 59	8	A	Maryland	59 73								
197	H	Wisconsin	68 48	197	A	Wisconsin	57 64								
52	H	Rutgers	74 68	8	H	Maryland	67 87								
94	A	Nebraska	68 50	134	A	Penn St.	88 78								
60	A	Iowa	55 63	17	A	Michigan St.	56 68								

Non-Div I Games:

Purdue

■ Loss, 
■ Non-Conf, 
■ S Site, 
■ H Home 
■ A Away 
N Neutral

Average RPI Win: 229		WON-LOST	WINNING	LAST 10	STRENGTH OF	OPP. STRENGTH	TEAM	ADJ.	CONF.	ADJ CONF.
Average RPI Loss: 134		RECORD	PCT. RANK	GAMES	SCHEDULE	OF SCHEDULE	RPI	RPI	RPI	RPI
DIV. I ONLY		24- 8	48	9- 1	196	243	86	86	23	23
DIV. I NON-CONF.		5- 4	138	0- 0	46	188	81	81	22	22
TOTALS		RPI 1-25	RPI 26-50	W-L RECORDS		RPI 51-100	RPI 101-150	RPI 150+		
24- 8	0- 0		0- 0	OVERALL		1- 3	2- 2	21- 3		
12- 1	0- 0		0- 0	HOME		1- 0	1- 0	10- 1		
10- 5	0- 0		0- 0	AWAY		0- 0	1- 0	9- 1		
2- 2	0- 0		0- 0	NEUTRAL		0- 0	0- 2	2- 0		
5- 4		0- 0	0- 0	NON-CONFERENCE		1- 3	0- 1	4- 0		
3- 0	0- 0		0- 0	HOME		1- 0	0- 0	2- 0		
2- 3	0- 0		0- 0	AWAY		0- 3	0- 0	2- 0		
0- 1	0- 0		0- 0	NEUTRAL		0- 0	0- 1	0- 0		
19- 4		0- 0	0- 0	CONFERENCE		0- 0	2- 1	17- 3		
9- 1	0- 0		0- 0	HOME		0- 0	1- 0	8- 1		
8- 2	0- 0		0- 0	AWAY		0- 0	1- 0	7- 2		
2- 1	0- 0		0- 0	NEUTRAL		0- 0	0- 1	2- 0		

[illegible]

Non-Div I Games:

Quinnipiac

Loss, Non-Conf, S Site, H Home A Away N Neutral

RPI	S	Opponent	Score	
339	A	Saint Peter's	65	53
339	H	Saint Peter's	66	49

Q  
u  
i  
n  
n  
i  
p  
i  
a  
c

Q  
u  
i  
n  
n  
i  
p  
i  
a  
c

Quinnipiac



Average RPI Win:	263	WON-LOST	WINNING	LAST 10	STRENGTH OF	OPP. STRENGTH	TEAM	ADJ.	CONF.	ADJ CONF.
Average RPI Loss:	167	RECORD	PCT. RANK	GAMES	SCHEDULE	OF SCHEDULE	RPI	RPI	RPI	RPI
DIV. I ONLY	15- 12	147	7- 3	262	285	172	172	27	27	
DIV. I NON-CONF.	2- 5	253	0- 0	225	101	256	256	29	29	
TOTALS	RPI 1-25	RPI 26-50	W-L RECORDS	RPI 51-100	RPI 101-150	RPI 150+				
15- 12	0- 0	0- 1	OVERALL	0- 0	0- 6	15- 5				
9- 3	0- 0	0- 0	HOME	0- 0	0- 2	9- 1				
6- 9	0- 0	0- 1	AWAY	0- 0	0- 4	6- 4				
0- 0	0- 0	0- 0	NEUTRAL	0- 0	0- 0	0- 0				
2- 5	0- 0	0- 1	NON-CONFERENCE	0- 0	0- 2	2- 2				
2- 0	0- 0	0- 0	HOME	0- 0	0- 0	2- 0				
0- 5	0- 0	0- 1	AWAY	0- 0	0- 2	0- 2				
0- 0	0- 0	0- 0	NEUTRAL	0- 0	0- 0	0- 0				
13- 7	0- 0	0- 0	CONFERENCE	0- 0	0- 4	13- 3				
7- 3	0- 0	0- 0	HOME	0- 0	0- 2	7- 1				
6- 4	0- 0	0- 0	AWAY	0- 0	0- 2	6- 2				
0- 0	0- 0	0- 0	NEUTRAL	0- 0	0- 0	0- 0				

RPI 1-25			RPI 26-50			RPI 51-100			RPI 101+ Team's RPI: 172		
RPI	S	Opponent	Score	RPI	S	Opponent	Score	RPI	S	Opponent	Score
				49	A	North Carolina St.	52 67				
								121	A	Virginia Tech	40 47
								125	A	Youngstown St.	53 54
								128	A	Liberty	53 67
								128	H	Liberty	43 49
								131	A	UNC Asheville	48 58
								131	H	UNC Asheville	46 54
								168	H	George Mason	66 63
								169	A	Xavier	56 63
								189	H	Davidson	79 68
								206	A	Gardner-Webb	50 54
								206	H	Gardner-Webb	54 51
								208	A	Presbyterian	64 53
								208	H	Presbyterian	42 40
								252	A	High Point	66 71
								252	H	High Point	54 56
								268	A	Campbell	57 32
								268	H	Campbell	62 59
								283	A	Coastal Caro.	49 36
								283	H	Coastal Caro.	61 45
								294	A	Charleston So.	61 50
								294	H	Charleston So.	55 40
								308	A	Wofford	70 79
								311	A	Longwood	79 67
								311	H	Longwood	80 64
								327	A	Winthrop	67 38
								327	H	Winthrop	66 44
LAST 12 Division I GAMES:											
268	A	Campbell	57 32	206	H	Gardner-Webb	54 51				
208	H	Presbyterian	42 40	128	A	Liberty	53 67				
327	A	Winthrop	67 38	283	A	Coastal Caro.	49 36				
311	H	Longwood	80 64	131	H	UNC Asheville	46 54				
131	A	UNC Asheville	48 58	252	H	High Point	54 56				
294	A	Charleston So.	61 50	206	A	Gardner-Webb	50 54				

Non-Div I Games: Concord 92 36 Lees-McRae 84 39

Radford

Loss, Non-Conf, S Site, H Home A Away N Neutral

## Rhode Island

Through Games Of March 8, 2016

Average RPI Win:	234	WON-LOST	WINNING	LAST 10	STRENGTH OF	OPP. STRENGTH	TEAM	ADJ.	CONF.	ADJ CONF.
Average RPI Loss:	105	RECORD	PCT. RANK	GAMES	SCHEDULE	OF SCHEDULE	RPI	RPI	RPI	RPI
DIV. I ONLY	12- 18	231	2- 8	177	100	213	213	7	7	
DIV. I NON-CONF.	6- 6	160	0- 0	293	182	233	233	8	8	
TOTALS	RPI 1-25	RPI 26-50	W-L RECORDS	RPI 51-100	RPI 101-150	RPI 150+				
12- 18	0- 4	0- 2	OVERALL	1- 4	1- 2	10- 6				
5- 9	0- 2	0- 2	HOME	1- 2	0- 0	4- 3				
6- 7	0- 2	0- 0	AWAY	0- 1	0- 2	6- 2				
1- 2	0- 0	0- 0	NEUTRAL	0- 1	1- 0	0- 1				
6- 6	0- 1	0- 1	NON-CONFERENCE	1- 0	0- 1	5- 3				
3- 3	0- 1	0- 1	HOME	1- 0	0- 0	2- 1				
3- 2	0- 0	0- 0	AWAY	0- 0	0- 1	3- 1				
0- 1	0- 0	0- 0	NEUTRAL	0- 0	0- 0	0- 1				
6- 12	0- 3	0- 1	CONFERENCE	0- 4	1- 1	5- 3				
2- 6	0- 1	0- 1	HOME	0- 2	0- 0	2- 2				
3- 5	0- 2	0- 0	AWAY	0- 1	0- 1	3- 1				
1- 1	0- 0	0- 0	NEUTRAL	0- 1	1- 0	0- 0				

RPI	S	Opponent	Score	RPI	S	Opponent	Score	RPI	S	Opponent	Score	RPI	S	Opponent	Score	Team's RPI: 213
13	H	Syracuse	54 57	36	H	St. Bonaventure	56 69	53	A	Saint Louis	60 77	116	A	Saint Joseph's	63 74	
18	A	Duquesne	56 61	48	H	Albany (NY)	58 67	53	N	Saint Louis	59 70	116	N	Saint Joseph's	81 76	
18	H	Duquesne	70 79					71	H	VCU	36 49	132	A	Marshall	62 72	
22	A	George Washington	52 68					83	H	Dayton	53 67	161	A	Fordham	42 50	
								93	H	Harvard	56 52	168	H	George Mason	65 68	
												189	H	Davidson	78 62	
												198	A	Richmond	57 50	
												204	N	Hampton	54 59	
												207	A	Brown	63 67	
												214	A	Dartmouth	57 41	
												221	A	Massachusetts	80 79	
												221	H	Massachusetts	64 71	
												249	H	Columbia	57 56	
												266	H	Providence	55 64	
												280	A	La Salle	72 61	
												280	H	La Salle	62 52	
												304	A	FIU	68 50	
												320	H	UMass Lowell	72 64	
												343	A	Boston U.	57 41	
LAST 12 Division I GAMES:																
53	N	Saint Louis	59 70	168	H	George Mason	65 68									
116	N	Saint Joseph's	81 76	18	A	Duquesne	56 61									
53	A	Saint Louis	60 77	83	H	Dayton	53 67									
221	H	Massachusetts	64 71	280	H	La Salle	62 52									
116	A	Saint Joseph's	63 74	161	A	Fordham	42 50									
71	H	VCU	36 49	221	A	Massachusetts	80 79									

Rhode Island

Rhode Island

Non-Div I Games:

Rhode Island

Loss, Non-Conf, S Site, H Home A Away N Neutral

Average RPI Win:	221	WON-LOST	WINNING	LAST 10	STRENGTH OF	OPP. STRENGTH	TEAM	ADJ.	CONF.	ADJ CONF.
Average RPI Loss:	129	RECORD	PCT. RANK	GAMES	SCHEDULE	OF SCHEDULE	RPI	RPI	RPI	RPI
DIV. I ONLY	8- 21	288	4- 6	99	122	233	233	12	12	
DIV. I NON-CONF.	1- 10	330	0- 0	76	144	263	263	10	10	
TOTALS	RPI 1-25	RPI 26-50	W-L RECORDS	RPI 51-100	RPI 101-150	RPI 150+				
8- 21	0- 3	0- 2	OVERALL	0- 4	0- 2	8- 10				
4- 10	0- 1	0- 1	HOME	0- 3	0- 0	4- 5				
4- 11	0- 2	0- 1	AWAY	0- 1	0- 2	4- 5				
0- 0	0- 0	0- 0	NEUTRAL	0- 0	0- 0	0- 0				
1- 10	0- 3	0- 0	NON-CONFERENCE	0- 1	0- 1	1- 5				
0- 5	0- 1	0- 0	HOME	0- 1	0- 0	0- 3				
1- 5	0- 2	0- 0	AWAY	0- 0	0- 1	1- 2				
0- 0	0- 0	0- 0	NEUTRAL	0- 0	0- 0	0- 0				
7- 11	0- 0	0- 2	CONFERENCE	0- 3	0- 1	7- 5				
4- 5	0- 0	0- 1	HOME	0- 2	0- 0	4- 2				
3- 6	0- 0	0- 1	AWAY	0- 1	0- 1	3- 3				
0- 0	0- 0	0- 0	NEUTRAL	0- 0	0- 0	0- 0				

RPI 1-25				RPI 26-50				RPI 51-100				RPI 101+ Team's RPI: 233			
RPI	S	Opponent	Score	RPI	S	Opponent	Score	RPI	S	Opponent	Score	RPI	S	Opponent	Score
2	A	Baylor	38 89	30	H	UTEP	54 60	66	H	Middle Tenn.	60 61	132	A	Marshall	52 81
7	H	Texas	47 70	35	A	Western Ky.	49 52	77	A	Charlotte	63 68	144	A	McNeese St.	53 61
12	A	Kentucky	39 72					77	H	Charlotte	58 69	151	A	Old Dominion	52 61
								93	H	Harvard	61 67	151	H	Old Dominion	68 46
												164	H	UAB	55 64
												170	A	Southern Miss.	62 68
												170	H	Southern Miss.	49 59
												173	H	Loyola Chicago	50 57
												174	A	Fla. Atlantic	75 54
												184	A	Louisiana Tech	61 63
												184	H	Louisiana Tech	84 77
												199	A	SFA	45 59
												225	A	North Texas	79 73
												225	H	North Texas	100 97
												235	H	Texas Southern	66 69
												237	A	Sam Houston St.	58 46
												264	H	UTSA	49 48
												285	H	Houston	59 62
												304	A	FIU	68 62
												313	A	A&M-Corpus Christi	55 60
LAST 12 Division I GAMES:															
151	A	Old Dominion	52 61	151	H	Old Dominion	68 46	151	H	Old Dominion	68 46				
77	A	Charlotte	63 68	77	H	Charlotte	58 69	77	H	Charlotte	58 69				
184	H	Louisiana Tech	84 77	170	A	Southern Miss.	62 68	170	A	Southern Miss.	62 68				
170	H	Southern Miss.	49 59	184	A	Louisiana Tech	61 63	184	A	Louisiana Tech	61 63				
304	A	FIU	68 62	225	A	North Texas	79 73	225	A	North Texas	79 73				
174	A	Fla. Atlantic	75 54	66	H	Middle Tenn.	60 61	66	H	Middle Tenn.	60 61				

Non-Div I Games:

Rice

■ Loss, 
■ Non-Conf, 
■ S Site, 
■ H Home 
■ A Away 
N Neutral

Average RPI Win:	214	WON-LOST	WINNING	LAST 10	STRENGTH OF	OPP. STRENGTH	TEAM	ADJ.	CONF.	ADJ CONF.
Average RPI Loss:	104	RECORD	PCT. RANK	GAMES	SCHEDULE	OF SCHEDULE	RPI	RPI	RPI	RPI
DIV. I ONLY	13- 18	221	4- 6	152	92	198	198	7	7	
DIV. I NON-CONF.	7- 6	156	0- 0	292	158	217	217	8	8	
TOTALS	RPI 1-25	RPI 26-50	W-L RECORDS	RPI 51-100	RPI 101-150	RPI 150+				
13- 18	0- 3	0- 2	OVERALL	1- 5	0- 4	12- 4				
6- 8	0- 2	0- 1	HOME	1- 1	0- 1	5- 3				
4- 8	0- 1	0- 1	AWAY	0- 2	0- 3	4- 1				
3- 2	0- 0	0- 0	NEUTRAL	0- 2	0- 0	3- 0				
7- 6	0- 0	0- 1	NON-CONFERENCE	0- 1	0- 2	7- 2				
4- 2	0- 0	0- 1	HOME	0- 0	0- 0	4- 1				
1- 3	0- 0	0- 0	AWAY	0- 0	0- 2	1- 1				
2- 1	0- 0	0- 0	NEUTRAL	0- 1	0- 0	2- 0				
6- 12	0- 3	0- 1	CONFERENCE	1- 4	0- 2	5- 2				
2- 6	0- 2	0- 0	HOME	1- 1	0- 1	1- 2				
3- 5	0- 1	0- 1	AWAY	0- 2	0- 1	3- 0				
1- 1	0- 0	0- 0	NEUTRAL	0- 1	0- 0	1- 0				

RPI	S	Opponent	Score	RPI	S	Opponent	Score	RPI	S	Opponent	Score	RPI	S	Opponent	Score	Team's RPI: 198
18	H	Duquesne	44 65	34	H	James Madison	47 73	53	A	Saint Louis	48 73	109	A	Virginia	51 71	
22	A	George Washington	53 55	36	A	St. Bonaventure	43 66	71	A	VCU	42 53	116	A	Saint Joseph's	53 64	
22	H	George Washington	47 62					71	H	VCU	62 50	116	H	Saint Joseph's	57 59	
								71	N	VCU	42 62	138	A	Wake Forest	33 43	
								83	H	Dayton	48 60	151	H	Old Dominion	62 57	
								100	N	Marquette	80 98	161	H	Fordham	52 48	
												168	A	George Mason	57 50	
												177	H	Eastern Ky.	81 62	
												189	H	Davidson	59 67	
												189	N	Davidson	70 51	
												203	H	William & Mary	56 50	
												213	H	Rhode Island	50 57	
												215	H	Furman	62 69	
												221	A	Massachusetts	74 68	
												262	A	Appalachian St.	59 73	
												266	A	Providence	57 50	
												270	H	UNCW	63 53	
												280	A	La Salle	60 43	
												291	N	Wichita St.	63 50	
												329	N	Lafayette	54 46	
LAST 12 Division I GAMES:																
		71	N	VCU	42	62	71	H	VCU	62	50					
		189	N	Davidson	70	51	189	H	Davidson	59	67					
		116	H	Saint Joseph's	57	59	22	H	George Washington	47	62					
		22	A	George Washington	53	55	53	A	Saint Louis	48	73					
		168	A	George Mason	57	50	36	A	St. Bonaventure	43	66					
		161	H	Fordham	52	48	18	H	Duquesne	44	65					

Non-Div I Games:

Richmond

■ Loss, 
 ■ Non-Conf, 
 ■ S Site, 
 ■ H Home 
 ■ A Away 
 N Neutral

RACER				THROUGH GAMES OF MARCH 97, 1910						
Average RPI Win:	287	WON-LOST	WINNING	LAST 10	STRENGTH OF	OPP. STRENGTH	TEAM	ADJ.	CONF.	ADJ CONF.
Average RPI Loss:	168	RECORD	PCT. RANK	GAMES	SCHEDULE	OF SCHEDULE	RPI	RPI	RPI	RPI
DIV. I ONLY	8- 22	291	4- 6	211	272	284	284	23	23	
DIV. I NON-CONF.	3- 6	234	0- 0	87	317	207	207	22	22	
TOTALS	RPI 1-25	RPI 26-50	W-L RECORDS	RPI 51-100	RPI 101-150	RPI 150+				
8- 22	0- 0	0- 1	OVERALL	0- 4	0- 3	8- 14				
4- 9	0- 0	0- 1	HOME	0- 1	0- 1	4- 6				
4- 11	0- 0	0- 0	AWAY	0- 2	0- 2	4- 7				
0- 2	0- 0	0- 0	NEUTRAL	0- 1	0- 0	0- 1				
3- 6	0- 0	0- 1	NON-CONFERENCE	0- 2	0- 1	3- 2				
2- 1	0- 0	0- 1	HOME	0- 0	0- 0	2- 0				
1- 3	0- 0	0- 0	AWAY	0- 1	0- 1	1- 1				
0- 2	0- 0	0- 0	NEUTRAL	0- 1	0- 0	0- 1				
5- 16	0- 0	0- 0	CONFERENCE	0- 2	0- 2	5- 12				
2- 8	0- 0	0- 0	HOME	0- 1	0- 1	2- 6				
3- 8	0- 0	0- 0	AWAY	0- 1	0- 1	3- 6				
0- 0	0- 0	0- 0	NEUTRAL	0- 0	0- 0	0- 0				

[illegible]

Non-Div I Games:

Rider

■ Loss, ■ Non-Conf, S Site, H Home A Away N Neutral

Average RPI Win:	<b>283</b>	WON-LOST	WINNING	LAST 10	STRENGTH OF	OPP. STRENGTH	TEAM	ADJ.	CONF.	ADJ CONF.
Average RPI Loss:	<b>196</b>	RECORD	PCT. RANK	GAMES	SCHEDULE	OF SCHEDULE	RPI	RPI	RPI	RPI
DIV. I ONLY	<b>17- 12</b>	<b>124</b>	<b>7- 3</b>	<b>322</b>	<b>327</b>	<b>209</b>	<b>209</b>	<b>30</b>	<b>30</b>	
DIV. I NON-CONF.	<b>5- 5</b>	<b>160</b>	<b>0- 0</b>	<b>188</b>	<b>127</b>	<b>140</b>	<b>140</b>	<b>32</b>	<b>32</b>	
TOTALS	RPI 1-25	RPI 26-50	W-L RECORDS	RPI 51-100	RPI 101-150	RPI 150+				
17- 12	0- 1	0- 0	OVERALL	0- 2	0- 2	17- 7				
10- 3	0- 0	0- 0	HOME	0- 0	0- 1	10- 2				
7- 9	0- 0	0- 0	AWAY	0- 0	0- 0	7- 0				
0- 0	0- 0	0- 0	NEUTRAL	0- 0	0- 0	0- 0				
5- 5	0- 1	0- 0	NON-CONFERENCE	0- 2	0- 2	5- 0				
2- 1	0- 0	0- 0	HOME	0- 0	0- 1	2- 0				
3- 4	0- 1	0- 0	AWAY	0- 2	0- 1	3- 0				
0- 0	0- 0	0- 0	NEUTRAL	0- 0	0- 0	0- 0				
12- 7	0- 0	0- 0	CONFERENCE	0- 0	0- 0	12- 7				
8- 2	0- 0	0- 0	HOME	0- 0	0- 0	8- 2				
4- 5	0- 0	0- 0	AWAY	0- 0	0- 0	4- 5				
0- 0	0- 0	0- 0	NEUTRAL	0- 0	0- 0	0- 0				

RPI 1-25				RPI 26-50				RPI 51-100				RPI 101+ Team's RPI: 209			
RPI	S	Opponent	Score	RPI	S	Opponent	Score	RPI	S	Opponent	Score	RPI	S	Opponent	Score
25	A	Florida	52 <b>79</b>					60	A	Iowa	50 <b>69</b>	125	A	Youngstown St.	46 <b>55</b>
								77	A	Charlotte	73 <b>94</b>	149	H	Northern Ky.	70 <b>72</b>
												162	H	Delaware	53 50
												196	A	Sacred Heart	52 <b>62</b>
												196	H	Sacred Heart	78 63
												224	A	Bryant	65 <b>71</b>
												224	H	Bryant	55 53
												246	A	Monmouth	60 47
												253	H	Morgan St.	76 44
												261	A	Saint Francis (PA)	54 <b>62</b>
												261	H	Saint Francis (PA)	57 43
												276	A	Central Conn. St.	39 <b>48</b>
												276	H	Central Conn. St.	72 55
												280	A	La Salle	76 45
												292	A	Ga. Southern	64 49
												314	A	Fairleigh Dickinson	52 <b>60</b>
												314	H	Fairleigh Dickinson	68 <b>83</b>
												314	H	Fairleigh Dickinson	68 59
												317	A	Mt. St. Mary's	74 67
												317	H	Mt. St. Mary's	61 56
												322	A	LIU Brooklyn	52 49
												322	H	LIU Brooklyn	69 53
												335	A	St. Francis Brooklyn	62 53
												335	H	St. Francis Brooklyn	65 <b>72</b>
												345	A	Wagner	79 49
												345	H	Wagner	64 44
LAST 12 Division I GAMES:															
314	H	Fairleigh Dickinson	68 59	314	A	Fairleigh Dickinson	52 <b>60</b>	276	H	Central Conn. St.	72 55	224	H	Bryant	55 53
261	H	Saint Francis (PA)	57 43	276	A	Central Conn. St.	72 55	317	A	Mt. St. Mary's	74 67	261	A	Saint Francis (PA)	54 <b>62</b>
345	A	Wagner	79 49	224	H	Bryant	55 53	261	A	Saint Francis (PA)	54 <b>62</b>	276	A	Central Conn. St.	39 <b>48</b>
322	H	LIU Brooklyn	69 53	317	A	Mt. St. Mary's	74 67								
335	H	St. Francis Brooklyn	65 <b>72</b>	261	A	Saint Francis (PA)	54 <b>62</b>								
196	A	Sacred Heart	52 <b>62</b>	276	A	Central Conn. St.	39 <b>48</b>								

Non-Div I Games: West Va. Wesleyan 124 59

Robert Morris

■ Loss, 
 ■ Non-Conf, 
 ■ S Site, 
 ■ Home 
 ■ A Away 
 N Neutral

Average RPI Win:	121	WON-LOST	WINNING	LAST 10	STRENGTH OF	OPP. STRENGTH	TEAM	ADJ.	CONF.	ADJ CONF.
Average RPI Loss:	36	RECORD	PCT. RANK	GAMES	SCHEDULE	OF SCHEDULE	RPI	RPI	RPI	RPI
DIV. I ONLY	18- 14	144	5- 5	16	14	52	52	5	5	
DIV. I NON-CONF.	9- 3	69	0- 0	26	10	18	18	4	4	
TOTALS	RPI 1-25	RPI 26-50	W-L RECORDS	RPI 51-100	RPI 101-150	RPI 150+				
18- 14	1- 7	0- 3	OVERALL	7- 4	6- 0	4- 0				
11- 4	0- 3	0- 1	HOME	5- 0	3- 0	3- 0				
3- 9	0- 3	0- 2	AWAY	0- 4	2- 0	1- 0				
4- 1	1- 1	0- 0	NEUTRAL	2- 0	1- 0	0- 0				
9- 3	1- 1	0- 2	NON-CONFERENCE	2- 0	5- 0	1- 0				
5- 1	0- 0	0- 1	HOME	1- 0	3- 0	1- 0				
1- 2	0- 1	0- 1	AWAY	0- 0	1- 0	0- 0				
3- 0	1- 0	0- 0	NEUTRAL	1- 0	1- 0	0- 0				
9- 11	0- 6	0- 1	CONFERENCE	5- 4	1- 0	3- 0				
6- 3	0- 3	0- 0	HOME	4- 0	0- 0	2- 0				
2- 7	0- 2	0- 1	AWAY	0- 4	1- 0	1- 0				
1- 1	0- 1	0- 0	NEUTRAL	1- 0	0- 0	0- 0				

RPI	S	Opponent	Score	RPI	S	Opponent	Score	RPI	S	Opponent	Score	RPI	S	Opponent	Score
6	A	Ohio St.	78 90	41	A	Seton Hall	49 77	60	A	Iowa	65 69	101	H	Iona	58 33
6	H	Ohio St.	58 67	42	H	St. John's (NY)	62 69	64	A	Purdue	68 74	109	N	Virginia	60 48
6	N	Ohio St.	58 73	46	A	Indiana	48 64	72	H	Temple	61 51	116	A	Saint Joseph's	78 65
8	H	Maryland	59 73					74	N	Tulane	75 51	120	H	LSU	69 57
15	A	Florida St.	43 65					76	H	Michigan	72 50	134	A	Penn St.	74 62
17	A	Michigan St.	48 59					81	A	Minnesota	72 85	140	H	Arkansas	60 40
17	H	Michigan St.	67 70					81	H	Minnesota	66 55	178	A	Illinois	63 56
24	N	Green Bay	54 43					94	A	Nebraska	54 65	178	H	Illinois	67 54
								94	H	Nebraska	66 56	197	H	Wisconsin	61 41
								94	N	Nebraska	66 63	299	H	Savannah St.	65 26
								99	H	Northwestern	61 59				
LAST 12 Division I GAMES:															
		6 N Ohio St.	58 73			178 A Illinois	63 56								
		94 N Nebraska	66 63			99 H Northwestern	61 59								
		76 H Michigan	72 50			134 A Penn St.	74 62								
		64 A Purdue	68 74			81 A Minnesota	72 85								
		8 H Maryland	59 73			94 H Nebraska	66 56								
		17 H Michigan St.	67 70			46 A Indiana	48 64								

Non-Div I Games:

Rutgers

■ Loss, 
 ■ Non-Conf, 
 ■ S Site, 
 ■ H Home 
 ■ A Away 
 N Neutral

SFA										
Average RPI Win:	248	WON-LOST	WINNING	LAST 10	STRENGTH OF	OPP. STRENGTH	TEAM	ADJ.	CONF.	ADJ CONF.
Average RPI Loss:	180	RECORD	PCT. RANK	GAMES	SCHEDULE	OF SCHEDULE	RPI	RPI	RPI	RPI
DIV. I ONLY	15- 11	133	9- 1	293	266	199	199	25	25	
DIV. I NON-CONF.	3- 5	218	0- 0	168	233	218	218	26	26	
TOTALS	RPI 1-25	RPI 26-50	W-L RECORDS	RPI 51-100	RPI 101-150	RPI 150+				
15- 11	0- 0	0- 0	OVERALL	0- 2	3- 4	12- 5				
7- 4	0- 0	0- 0	HOME	0- 2	2- 1	5- 1				
6- 5	0- 0	0- 0	AWAY	0- 0	0- 1	6- 3				
2- 2	0- 0	0- 0	NEUTRAL	0- 0	1- 1	1- 1				
3- 5	0- 0	0- 0	NON-CONFERENCE	0- 0	1- 3	2- 2				
1- 1	0- 0	0- 0	HOME	0- 0	0- 1	1- 0				
0- 2	0- 0	0- 0	AWAY	0- 0	0- 1	0- 1				
2- 2	0- 0	0- 0	NEUTRAL	0- 0	1- 1	1- 1				
12- 6	0- 0	0- 0	CONFERENCE	0- 2	2- 1	10- 3				
6- 3	0- 0	0- 0	HOME	0- 2	2- 0	4- 1				
6- 3	0- 0	0- 0	AWAY	0- 0	0- 1	6- 2				
0- 0	0- 0	0- 0	NEUTRAL	0- 0	0- 0	0- 0				

RPI 1-25				RPI 26-50				RPI 51-100				RPI 101+ Team's RPI: 199					
RPI	S	Opponent	Score	RPI	S	Opponent	Score	RPI	S	Opponent	Score	RPI	S	Opponent	Score		
								79	H	Abilene Christian	70	85	107	A	TCU	55	88
								97	H	Central Ark.	53	55	117	A	Northwestern St.	51	72
													117	H	Northwestern St.	68	52
													124	N	IUPUI	55	62
													144	H	McNeese St.	80	55
													146	N	SIUE	82	74
													147	H	UT Arlington	63	67
													184	A	Louisiana Tech	44	76
													188	N	Weber St.	46	56
													226	N	Indiana St.	71	62
													233	H	Rice	59	45
													237	A	Sam Houston St.	65	59
													237	H	Sam Houston St.	70	63
													248	A	Houston Baptist	64	50
													248	H	Houston Baptist	66	54
													287	A	Lamar	79	77
													287	H	Lamar	60	64
													306	A	Nicholls St.	89	67
													313	A	A&M-Corpus Christi	71	66
													313	H	A&M-Corpus Christi	72	59
													318	A	Southeastern La.	56	65
													330	A	Incarnate Word	82	66
													330	H	Incarnate Word	74	62
													331	A	New Orleans	57	58
LAST 12 Division I GAMES:																	
237	A	Sam Houston St.	65	59	313	H	A&M-Corpus Christi	72	59								
117	A	Northwestern St.	51	72	330	H	Incarnate Word	74	62								
248	H	Houston Baptist	66	54	248	A	Houston Baptist	64	50								
330	A	Incarnate Word	82	66	117	H	Northwestern St.	68	52								
306	A	Nicholls St.	89	67	313	A	A&M-Corpus Christi	71	66								
287	A	Lamar	79	77	237	H	Sam Houston St.	70	63								

Non-Div I Games: Texas-Tyler 91 69 Tex. A&M-Commerce 75 65 LSU-Shreveport 94 39

SFA

Loss, Non-Conf, S Site, H Home A Away N Neutral





SMU				STRENGTH OF SCHEDULE	OPP. STRENGTH OF SCHEDULE	TEAM RPI	ADJ. RPI	CONF. RPI	ADJ CONF. RPI
Average RPI Win:	200	WON-LOST RECORD	WINNING PCT. RANK						
Average RPI Loss:	96		LAST 10 GAMES						
DIV. I ONLY	13- 18	221	4- 6	138	71	194	194	9	9
DIV. I NON-CONF.	5- 6	180	0- 0	145	39	192	192	7	7
-----									
TOTALS	RPI 1-25	RPI 26-50	W-L RECORDS	RPI 51-100	RPI 101-150	RPI 150+			
13- 18	0- 8	0- 0	OVERALL	1- 3	4- 2	8- 5			
8- 7	0- 3	0- 0	HOME	1- 1	3- 1	4- 2			
2- 9	0- 3	0- 0	AWAY	0- 2	0- 1	2- 3			
3- 2	0- 2	0- 0	NEUTRAL	0- 0	1- 0	2- 0			
5- 6	0- 3	0- 0	NON-CONFERENCE	0- 0	2- 1	3- 2			
3- 3	0- 1	0- 0	HOME	0- 0	1- 1	2- 1			
0- 2	0- 1	0- 0	AWAY	0- 0	0- 0	0- 1			
2- 1	0- 1	0- 0	NEUTRAL	0- 0	1- 0	1- 0			
8- 12	0- 5	0- 0	CONFERENCE	1- 3	2- 1	5- 3			
5- 4	0- 2	0- 0	HOME	1- 1	2- 0	2- 1			
2- 7	0- 2	0- 0	AWAY	0- 2	0- 1	2- 2			
1- 1	0- 1	0- 0	NEUTRAL	0- 0	0- 0	1- 0			

RPI 1-25				RPI 26-50				RPI 51-100				RPI 101+ Team's RPI: 194			
RPI	S	Opponent	Score	RPI	S	Opponent	Score	RPI	S	Opponent	Score	RPI	S	Opponent	Score
3	A	UConn	41 88					72	A	Temple	35 55	107	H	TCU	79 89
3	H	UConn	37 90					72	H	Temple	69 67	110	H	Memphis	58 49
11	H	Arizona St.	57 64					74	A	Tulane	64 76	117	H	Northwestern St.	74 36
19	A	Texas A&M	55 67					74	H	Tulane	42 54	122	N	Arizona	58 46
20	A	South Fla.	56 83									145	A	East Carolina	61 78
20	H	South Fla.	48 66									145	H	East Carolina	74 67
20	N	South Fla.	60 73									166	H	New Mexico	58 63
21	N	Mississippi St.	70 72									192	A	Tulsa	54 56
												192	H	Tulsa	62 45
												206	N	Gardner-Webb	69 61
												220	H	Kansas	73 64
												225	A	North Texas	57 60
												240	A	Cincinnati	73 55
												277	A	UCF	54 66
												277	H	UCF	65 50
												277	N	UCF	83 74
												285	A	Houston	50 48
												285	H	Houston	54 63
												338	H	Cal St. Fullerton	74 53
LAST 12 Division I GAMES:															
		20 N South Fla.	60 73			192 H Tulsa	62 45								
		277 N UCF	83 74			74 A Tulane	64 76								
		145 A East Carolina	61 78			145 H East Carolina	74 67								
		285 H Houston	54 63			277 H UCF	65 50								
		3 A UConn	41 88			72 A Temple	35 55								
		277 A UCF	54 66			20 H South Fla.	48 66								

Non-Div I Games:

SMU

■ Loss, 
 ■ Non-Conf, 
 ■ S Site, 
 ■ Home 
 ■ Away 
 N Neutral

Average RPI Win:	<b>248</b>	WON-LOST	WINNING	LAST 10	STRENGTH OF	OPP. STRENGTH	TEAM	ADJ.	CONF.	ADJ CONF.
Average RPI Loss:	<b>124</b>	RECORD	PCT. RANK	GAMES	SCHEDULE	OF SCHEDULE	RPI	RPI	RPI	RPI
DIV. I ONLY	<b>14- 16</b>	<b>191</b>	<b>7- 3</b>	<b>127</b>	<b>248</b>	<b>167</b>	<b>167</b>	<b>20</b>	<b>20</b>	
DIV. I NON-CONF.	<b>3- 8</b>	<b>258</b>	<b>0- 0</b>	<b>84</b>	<b>121</b>	<b>201</b>	<b>201</b>	<b>23</b>	<b>23</b>	
TOTALS	RPI 1-25	RPI 26-50	W-L RECORDS	RPI 51-100	RPI 101-150	RPI 150+				
14- 16	0- 1	0- 0	OVERALL	0- 4	0- 6	14- 5				
6- 7	0- 1	0- 0	HOME	0- 2	0- 3	6- 1				
7- 8	0- 0	0- 0	AWAY	0- 1	0- 3	7- 4				
1- 1	0- 0	0- 0	NEUTRAL	0- 1	0- 0	1- 0				
3- 8	0- 1	0- 0	NON-CONFERENCE	0- 3	0- 2	3- 2				
1- 3	0- 1	0- 0	HOME	0- 1	0- 1	1- 0				
2- 4	0- 0	0- 0	AWAY	0- 1	0- 1	2- 2				
0- 1	0- 0	0- 0	NEUTRAL	0- 1	0- 0	0- 0				
11- 8	0- 0	0- 0	CONFERENCE	0- 1	0- 4	11- 3				
5- 4	0- 0	0- 0	HOME	0- 1	0- 2	5- 1				
5- 4	0- 0	0- 0	AWAY	0- 0	0- 2	5- 2				
1- 0	0- 0	0- 0	NEUTRAL	0- 0	0- 0	1- 0				

RPI 1-25				RPI 26-50				RPI 51-100				RPI 101+ Team's RPI: 167			
RPI	S	Opponent	Score	RPI	S	Opponent	Score	RPI	S	Opponent	Score	RPI	S	Opponent	Score
9	H	UCLA	76 <b>109</b>					56	N	Villanova	54 <b>78</b>	108	A	New Mexico St.	77 <b>80</b>
								68	H	San Francisco	94 <b>95</b>	119	H	Hawaii	72 <b>74</b>
								85	A	California	99 <b>117</b>	135	A	Idaho	60 <b>107</b>
								92	H	North Dakota	79 <b>86</b>	135	H	Idaho	88 <b>98</b>
												150	A	Montana St.	99 <b>116</b>
												150	H	Montana St.	79 <b>80</b>
												163	A	Montana	83 <b>90</b>
												163	H	Montana	83 75
												166	A	New Mexico	71 <b>84</b>
												179	A	Eastern Wash.	94 91
												179	H	Eastern Wash.	83 <b>100</b>
												182	H	Northern Colo.	83 72
												183	A	Cal Poly	72 <b>97</b>
												186	A	UC Davis	92 77
												188	A	Weber St.	66 <b>77</b>
												188	H	Weber St.	87 64
												193	A	Idaho St.	68 59
												193	H	Idaho St.	83 62
												230	A	Utah St.	95 86
												310	A	Northern Ariz.	111 79
												321	A	Portland St.	126 78
												321	H	Portland St.	132 91
												334	A	Southern Utah	82 72
												334	N	Southern Utah	102 89
												336	H	UC Irvine	126 78
LAST 12 Division I GAMES:															
				334	N	Southern Utah	102 89					179	A	Eastern Wash.	94 91
				310	A	Northern Ariz.	111 79					193	H	Idaho St.	83 62
				334	A	Southern Utah	82 72					188	H	Weber St.	87 64
				92	H	North Dakota	79 <b>86</b>					150	A	Montana St.	99 <b>116</b>
				182	H	Northern Colo.	83 72					163	A	Montana	83 <b>90</b>
				135	A	Idaho	60 <b>107</b>					179	H	Eastern Wash.	83 <b>100</b>

Non-Div I Games:

Sacramento St.

■ Loss, 
■ Non-Conf, 
■ S Site, 
■ Home 
■ A Away 
N Neutral

RPI	S	Opponent	Score
RPI 1-25			
42	A	St. John's (NY)	67
RPI 26-50			
54			
RPI 51-100			
72	A	Temple	92
Team's RPI: 196			
130	H	Buffalo	66
133	N	La.-Lafayette	60
134	A	Penn St.	83
200	A	Fairfield	61
209	A	Robert Morris	78
209	H	Robert Morris	52
217	H	Hartford	68
219	H	Binghamton	60
224	A	Bryant	60
224	H	Bryant	61
232	H	New Hampshire	81
261	A	Saint Francis (PA)	77
261	H	Saint Francis (PA)	67
276	A	Central Conn. St.	57
276	H	Central Conn. St.	69
278	A	Vermont	53
283	N	Coastal Caro.	62
314	A	Fairleigh Dickinson	65
314	H	Fairleigh Dickinson	61
317	A	Mt. St. Mary's	52
317	H	Mt. St. Mary's	58
317	H	Mt. St. Mary's	47
322	A	LIU Brooklyn	53
322	H	LIU Brooklyn	47
335	A	St. Francis Brooklyn	51
335	H	St. Francis Brooklyn	55
LAST 12 Division I GAMES:			
317	H	Mt. St. Mary's	47
317	A	Mt. St. Mary's	52
261	H	Saint Francis (PA)	67
224	A	Bryant	60
314	A	Fairleigh Dickinson	65
209	H	Robert Morris	52
276	H	Central Conn. St.	69
322	H	LIU Brooklyn	47
335	H	St. Francis Brooklyn	55
322	A	LIU Brooklyn	53
224	H	Bryant	61
317	H	Mt. St. Mary's	58

Page 260

■ Loss, ■ Non-Conf, S Site, H Home A Away N Neutral

RPI	S	Opponent	Score	
345	A	Wagner	77	73
345	H	Wagner	73	62

Sacred Heart

Average RPI Win:	303	WON-LOST	WINNING	LAST 10	STRENGTH OF	OPP. STRENGTH	TEAM	ADJ.	CONF.	ADJ CONF.
Average RPI Loss:	192	RECORD	PCT. RANK	GAMES	SCHEDULE	OF SCHEDULE	RPI	RPI	RPI	RPI
DIV. I ONLY	13- 16	204	6- 4	299	334	261	261	30	30	
DIV. I NON-CONF.	1- 9	325	0- 0	180	167	311	311	32	32	
TOTALS	RPI 1-25	RPI 26-50	W-L RECORDS	RPI 51-100	RPI 101-150	RPI 150+				
13- 16	0- 1	0- 1	OVERALL	0- 0	0- 2	13- 12				
9- 3	0- 0	0- 0	HOME	0- 0	0- 1	9- 2				
4- 12	0- 1	0- 1	AWAY	0- 0	0- 1	4- 9				
0- 1	0- 0	0- 0	NEUTRAL	0- 0	0- 0	0- 1				
1- 9	0- 1	0- 1	NON-CONFERENCE	0- 0	0- 2	1- 5				
1- 1	0- 0	0- 0	HOME	0- 0	0- 1	1- 0				
0- 7	0- 1	0- 1	AWAY	0- 0	0- 1	0- 4				
0- 1	0- 0	0- 0	NEUTRAL	0- 0	0- 0	0- 1				
12- 7	0- 0	0- 0	CONFERENCE	0- 0	0- 0	12- 7				
8- 2	0- 0	0- 0	HOME	0- 0	0- 0	8- 2				
4- 5	0- 0	0- 0	AWAY	0- 0	0- 0	4- 5				
0- 0	0- 0	0- 0	NEUTRAL	0- 0	0- 0	0- 0				

RPI S	Opponent	Score	RPI S	Opponent	Score	RPI S	Opponent	Score	RPI S	Opponent	Score	Team's RPI: 261
25	A Florida	65 122	43	A Ohio	65 91				127	H Pittsburgh	59 74	
									132	A Marshall	73 81	
									171	A Cornell	69 75	
									177	N Eastern Ky.	82 88	
									196	A Sacred Heart	67 80	
									196	H Sacred Heart	77 81	
									209	A Robert Morris	43 57	
									209	H Robert Morris	62 54	
									223	A Canisius	52 77	
									224	A Bryant	72 84	
									224	H Bryant	85 72	
									240	A Cincinnati	86 93	
									249	A Columbia	78 82	
									276	A Central Conn. St.	51 66	
									276	H Central Conn. St.	83 77	
									276	H Central Conn. St.	59 79	
									283	H Coastal Caro.	106 74	
									314	A Fairleigh Dickinson	72 73	
									314	H Fairleigh Dickinson	87 67	
									317	A Mt. St. Mary's	73 64	
									317	H Mt. St. Mary's	87 57	
									322	A LIU Brooklyn	84 75	
									322	H LIU Brooklyn	72 64	
									335	A St. Francis Brooklyn	83 76	
									335	H St. Francis Brooklyn	85 68	
									345	A Wagner	87 74	
LAST 12 Division I GAMES:												
276	H	Central Conn. St.	83	77	317	A	Mt. St. Mary's	73	64			
209	A	Robert Morris	43	57	224	H	Bryant	85	72			
196	A	Sacred Heart	67	80	276	H	Central Conn. St.	59	79			
335	H	St. Francis Brooklyn	85	68	314	A	Fairleigh Dickinson	72	73			
322	H	LIU Brooklyn	72	64	209	H	Robert Morris	62	54			
345	A	Wagner	87	74	224	A	Bryant	72	84			

Non-Div I Games: Pitt.-Johnstown 82 78

Saint Francis (PA)

■ Loss, 
■ Non-Conf, 
■ S Site, 
■ H Home 
■ A Away 
N Neutral

RPI S Saint Francis (PA) Score

Through Games Of March 8, 2016

RPI	S	Opponent	Score
345	H	Wagner	93 78

Saint Francis (PA)  
P  
A  
)

## Saint Joseph's

## Through Games Of March 8, 2016

Average RPI Win:	156	WON-LOST	WINNING	LAST 10	STRENGTH OF	OPP. STRENGTH	TEAM	ADJ.	CONF.	ADJ CONF.
Average RPI Loss:	90	RECORD	PCT. RANK	GAMES	SCHEDULE	OF SCHEDULE	RPI	RPI	RPI	RPI
DIV. I ONLY	14- 15	179	5- 5	45	86	116	116	7	7	
DIV. I NON-CONF.	6- 6	160	0- 0	3	43	56	56	8	8	
TOTALS	RPI 1-25	RPI 26-50	W-L RECORDS	RPI 51-100	RPI 101-150	RPI 150+				
14- 15	0- 3	1- 2	OVERALL	4- 5	0- 1	9- 4				
9- 7	0- 2	1- 1	HOME	2- 3	0- 1	6- 0				
5- 7	0- 1	0- 1	AWAY	2- 2	0- 0	3- 3				
0- 1	0- 0	0- 0	NEUTRAL	0- 0	0- 0	0- 1				
6- 6	0- 1	1- 1	NON-CONFERENCE	3- 3	0- 1	2- 0				
4- 4	0- 1	1- 1	HOME	2- 1	0- 1	1- 0				
2- 2	0- 0	0- 0	AWAY	1- 2	0- 0	1- 0				
0- 0	0- 0	0- 0	NEUTRAL	0- 0	0- 0	0- 0				
8- 9	0- 2	0- 1	CONFERENCE	1- 2	0- 0	7- 4				
5- 3	0- 1	0- 0	HOME	0- 2	0- 0	5- 0				
3- 5	0- 1	0- 1	AWAY	1- 0	0- 0	2- 3				
0- 1	0- 0	0- 0	NEUTRAL	0- 0	0- 0	0- 1				

RPI 1-25				RPI 26-50				RPI 51-100				RPI 101+ Team's RPI: 116			
RPI	S	Opponent	Score	RPI	S	Opponent	Score	RPI	S	Opponent	Score	RPI	S	Opponent	Score
1	H	Notre Dame	55 91	28	H	Penn	50 46	52	H	Rutgers	65 78	101	H	Iona	75 81
18	A	Duquesne	59 73	36	A	St. Bonaventure	51 65	53	H	Saint Louis	66 77	161	A	Fordham	40 47
22	H	George Washington	45 70	41	H	Seton Hall	54 66	56	A	Villanova	49 55	161	H	Fordham	61 51
								65	A	Hofstra	62 75	168	A	George Mason	41 55
								70	H	Central Mich.	76 66	185	H	UMBC	104 45
								71	A	VCU	66 63	189	H	Davidson	87 54
								72	A	Temple	70 67	198	A	Richmond	59 57
								80	H	Drexel	53 46	198	H	Richmond	64 53
								83	H	Dayton	61 71	213	H	Rhode Island	74 63
												213	N	Rhode Island	76 81
												216	A	Lehigh	63 62
												221	A	Massachusetts	62 58
												280	A	La Salle	70 75
												280	H	La Salle	64 55
LAST 12 Division I GAMES:															
		213 N Rhode Island	76 81			161 H Fordham	61 51								
		198 A Richmond	59 57			168 A George Mason	41 55								
		189 H Davidson	87 54			280 H La Salle	64 55								
		213 H Rhode Island	74 63			36 A St. Bonaventure	51 65								
		280 A La Salle	70 75			83 H Dayton	61 71								
		18 A Duquesne	59 73			53 H Saint Louis	66 77								

Non-Div I Games:

Saint Joseph's

■ Loss, 
 ■ Non-Conf, 
 ■ S Site, 
 ■ H Home 
 ■ A Away 
 N Neutral



## Saint Louis

Through Games Of March 8, 2016

Average RPI Win:	188	WON-LOST	WINNING	LAST 10	STRENGTH OF	OPP. STRENGTH	TEAM	ADJ.	CONF.	ADJ CONF.
Average RPI Loss:	74	RECORD	PCT. RANK	GAMES	SCHEDULE	OF SCHEDULE	RPI	RPI	RPI	RPI
DIV. I ONLY	23- 7	39	7- 3	158	107	53	53	7	7	
DIV. I NON-CONF.	9- 3	69	0- 0	252	274	98	98	8	8	
TOTALS	RPI 1-25	RPI 26-50	W-L RECORDS	RPI 51-100	RPI 101-150	RPI 150+				
23- 7	1- 2	0- 1	OVERALL	3- 2	3- 1	16- 1				
11- 1	1- 0	0- 0	HOME	1- 0	0- 0	9- 1				
10- 5	0- 1	0- 1	AWAY	2- 2	3- 1	5- 0				
2- 1	0- 1	0- 0	NEUTRAL	0- 0	0- 0	2- 0				
9- 3	0- 0	0- 0	NON-CONFERENCE	0- 2	2- 1	7- 0				
4- 0	0- 0	0- 0	HOME	0- 0	0- 0	4- 0				
4- 3	0- 0	0- 0	AWAY	0- 2	2- 1	2- 0				
1- 0	0- 0	0- 0	NEUTRAL	0- 0	0- 0	1- 0				
14- 4	1- 2	0- 1	CONFERENCE	3- 0	1- 0	9- 1				
7- 1	1- 0	0- 0	HOME	1- 0	0- 0	5- 1				
6- 2	0- 1	0- 1	AWAY	2- 0	1- 0	3- 0				
1- 1	0- 1	0- 0	NEUTRAL	0- 0	0- 0	1- 0				

RPI 1-25				RPI 26-50				RPI 51-100 Team's RPI: 53				RPI 101+			
RPI	S	Opponent	Score	RPI	S	Opponent	Score	RPI	S	Opponent	Score	RPI	S	Opponent	Score
18	H	Duquesne	84 81	36	A	St. Bonaventure	59 80	57	A	Ball St.	70 79	110	A	Memphis	63 57
18	N	Duquesne	52 56					71	A	VCU	77 72	112	A	Mercer	68 60
22	A	George Washington	80 89					74	A	Tulane	58 66	116	A	Saint Joseph's	77 66
								83	A	Dayton	55 52	146	A	SIUE	64 71
								83	H	Dayton	70 56	161	A	Fordham	51 49
												168	A	George Mason	61 50
												168	H	George Mason	63 73
												189	A	Davidson	79 50
												189	H	Davidson	88 51
												192	H	Tulsa	82 73
												198	H	Richmond	73 48
												213	H	Rhode Island	77 60
												213	N	Rhode Island	70 59
												221	H	Massachusetts	69 49
												226	A	Indiana St.	62 52
												228	H	Southeast Mo. St.	67 52
												260	N	Cleveland St.	76 65
												280	H	La Salle	79 70
												305	H	Bradley	75 58
												340	H	Eastern Ill.	78 47
												346	A	Alabama A&M	91 60
LAST 12 Division I GAMES:															
18	N	Duquesne	52 56	189	H	Davidson	88 51								
213	N	Rhode Island	70 59	36	A	St. Bonaventure	59 80								
213	H	Rhode Island	77 60	198	H	Richmond	73 48								
83	A	Dayton	55 52	22	A	George Washington	80 89								
161	A	Fordham	51 49	168	A	George Mason	61 50								
18	H	Duquesne	84 81	280	H	La Salle	79 70								

Non-Div I Games: Mo.-St. Louis 67 31

Saint Louis

Loss, Non-Conf, S Site, H Home A Away N Neutral

## Saint Peter's

Through Games Of March 8, 2016

Average RPI Win:	247	WON-LOST	WINNING	LAST 10	STRENGTH OF	OPP. STRENGTH	TEAM	ADJ.	CONF.	ADJ CONF.
Average RPI Loss:	202	RECORD	PCT. RANK	GAMES	SCHEDULE	OF SCHEDULE	RPI	RPI	RPI	RPI
DIV. I ONLY	4- 26	336	0- 10	249	282	339	339	23	23	
DIV. I NON-CONF.	2- 7	280	0- 0	201	333	306	306	22	22	
TOTALS	RPI 1-25	RPI 26-50	W-L RECORDS	RPI 51-100	RPI 101-150	RPI 150+				
4- 26	0- 1	0- 1	OVERALL	0- 2	0- 2	4- 20				
4- 11	0- 1	0- 0	HOME	0- 1	0- 1	4- 8				
0- 14	0- 0	0- 0	AWAY	0- 1	0- 0	0- 0				
0- 1	0- 0	0- 0	NEUTRAL	0- 0	0- 0	0- 1				
2- 7	0- 1	0- 1	NON-CONFERENCE	0- 0	0- 0	2- 5				
2- 3	0- 1	0- 0	HOME	0- 0	0- 0	2- 2				
0- 4	0- 0	0- 1	AWAY	0- 0	0- 0	0- 3				
0- 0	0- 0	0- 0	NEUTRAL	0- 0	0- 0	0- 0				
2- 19	0- 0	0- 0	CONFERENCE	0- 2	0- 2	2- 15				
2- 8	0- 0	0- 0	HOME	0- 1	0- 1	2- 6				
0- 10	0- 0	0- 0	AWAY	0- 1	0- 1	0- 8				
0- 1	0- 0	0- 0	NEUTRAL	0- 0	0- 0	0- 1				

RPI 1-25				RPI 26-50				RPI 51-100				RPI 101+ Team's RPI: 339			
RPI	S	Opponent	Score	RPI	S	Opponent	Score	RPI	S	Opponent	Score	RPI	S	Opponent	Score
18	H	Duquesne	38 63	41	A	Seton Hall	65 81	86	A	Quinnipiac	49 66	101	A	Iona	50 64
								86	H	Quinnipiac	53 65	101	H	Iona	51 65
												156	H	Stony Brook	35 69
												160	A	Marist	46 69
												160	H	Marist	55 74
												200	A	Fairfield	49 76
												200	H	Fairfield	56 46
												207	H	Brown	79 67
												216	A	Lehigh	42 74
												223	A	Canisius	42 54
												223	H	Canisius	53 60
												229	A	Siena	58 59
												229	H	Siena	55 64
												236	H	Navy	39 50
												246	A	Monmouth	52 71
												246	H	Monmouth	67 62
												250	A	Manhattan	47 64
												250	H	Manhattan	43 60
												250	N	Manhattan	43 60
												284	A	Rider	48 57
												284	H	Rider	67 68
												290	A	Niagara	46 51
												290	H	Niagara	48 52
												314	A	Fairleigh Dickinson	52 73
												329	A	Lafayette	69 72
												335	H	St. Francis Brooklyn	44 40
LAST 12 Division I GAMES:															
250	N	Manhattan	43 60	200	A	Fairfield	49 76								
246	A	Monmouth	52 71	284	H	Rider	67 68								
250	H	Manhattan	43 60	160	H	Marist	55 74								
101	A	Iona	50 64	86	A	Quinnipiac	49 66								
284	A	Rider	48 57	229	H	Siena	55 64								
86	H	Quinnipiac	53 65	160	A	Marist	46 69								

Non-Div I Games:

Saint Peter's

■ Loss, 
 ■ Non-Conf, 
 ■ S Site, 
 ■ Home 
 ■ A Away 
 N Neutral

Average RPI Win:	297	WON-LOST	WINNING	LAST 10	STRENGTH OF	OPP. STRENGTH	TEAM	ADJ.	CONF.	ADJ CONF.
Average RPI Loss:	143	RECORD	PCT. RANK	GAMES	SCHEDULE	OF SCHEDULE	RPI	RPI	RPI	RPI
DIV. I ONLY	9- 17	257	4- 6	165	256	237	237	25	25	
DIV. I NON-CONF.	2- 6	272	0- 0	98	59	173	173	26	26	
TOTALS	RPI 1-25	RPI 26-50	W-L RECORDS	RPI 51-100	RPI 101-150	RPI 150+				
9- 17	0- 2	0- 1	OVERALL	0- 4	0- 4	9- 6				
5- 5	0- 0	0- 0	HOME	0- 2	0- 0	5- 3				
4- 11	0- 1	0- 1	AWAY	0- 2	0- 4	4- 3				
0- 1	0- 1	0- 0	NEUTRAL	0- 0	0- 0	0- 0				
2- 6	0- 2	0- 1	NON-CONFERENCE	0- 0	0- 2	2- 1				
0- 1	0- 0	0- 0	HOME	0- 0	0- 0	0- 1				
2- 4	0- 1	0- 1	AWAY	0- 0	0- 2	2- 0				
0- 1	0- 1	0- 0	NEUTRAL	0- 0	0- 0	0- 0				
7- 11	0- 0	0- 0	CONFERENCE	0- 4	0- 2	7- 5				
5- 4	0- 0	0- 0	HOME	0- 2	0- 0	5- 2				
2- 7	0- 0	0- 0	AWAY	0- 2	0- 2	2- 3				
0- 0	0- 0	0- 0	NEUTRAL	0- 0	0- 0	0- 0				

RPI 1-25				RPI 26-50				RPI 51-100				RPI 101+ Team's RPI: 237			
RPI	S	Opponent	Score	RPI	S	Opponent	Score	RPI	S	Opponent	Score	RPI	S	Opponent	Score
7	A	Texas	49 83	50	A	Kansas St.	50 78	79	A	Abilene Christian	55 67	107	A	TCU	59 85
15	N	Florida St.	37 94					79	H	Abilene Christian	76 87	117	A	Northwestern St.	49 69
								97	A	Central Ark.	53 72	140	A	Arkansas	47 67
								97	H	Central Ark.	63 73	144	A	McNeese St.	79 82
												199	A	SFA	63 70
												199	H	SFA	59 65
												233	H	Rice	46 58
												235	A	Texas Southern	53 51
												248	A	Houston Baptist	63 67
												248	H	Houston Baptist	78 70
												287	A	Lamar	78 76
												287	H	Lamar	78 75
												306	H	Nicholls St.	63 67
												313	A	A&M-Corpus Christi	71 81
												313	H	A&M-Corpus Christi	75 57
												318	H	Southeastern La.	80 56
												322	A	LIU Brooklyn	63 56
												330	A	Incarnate Word	65 60
												331	H	New Orleans	64 52
LAST 12 Division I GAMES:															
199	H	SFA	59 65	79	A	Abilene Christian	55 67								
287	H	Lamar	78 75	313	A	A&M-Corpus Christi	71 81								
313	H	A&M-Corpus Christi	75 57	248	A	Houston Baptist	63 67								
97	A	Central Ark.	53 72	287	A	Lamar	78 76								
97	H	Central Ark.	63 73	199	A	SFA	63 70								
248	H	Houston Baptist	78 70	79	H	Abilene Christian	76 87								

Non-Div I Games: LSU-Alexandria 85 50 Our Lady Of The Lak67 56

Sam Houston St.

Loss, Non-Conf, S Site, H Home A Away N Neutral

RPI 1-25					
RPI	S	Opponent	Score		
21	A	Mississippi St.	47	68	
RPI 26-50					
RPI	S	Opponent	Score		
40	A	Chattanooga	30	53	
40	H	Chattanooga	48	43	
40	N	Chattanooga	41	49	
46	A	Indiana	56	65	
RPI 51-100					
RPI	S	Opponent	Score		
73	A	Georgia Tech	55	66	
93	H	Harvard	54	60	
RPI 101+					
RPI	S	Opponent	Score		
105	A	UT Martin	50	52	
112	A	Mercer	61	63	
112	H	Mercer	60	63	
120	A	LSU	47	44	
141	H	Troy	73	69	
164	A	UAB	41	61	
165	A	ETSU	56	51	
165	H	ETSU	55	47	
170	A	Southern Miss.	48	56	
215	A	Furman	58	45	
215	H	Furman	77	63	
247	A	Alabama St.	54	35	
297	A	Jacksonville St.	50	39	
298	A	Western Caro.	59	42	
298	H	Western Caro.	57	52	
306	N	Nicholls St.	45	43	
308	A	Wofford	58	39	
308	H	Wofford	50	48	
308	N	Wofford	63	43	
312	A	UNCG	57	52	
312	H	UNCG	80	49	
346	A	Alabama A&M	54	30	
Team's RPI: 111					
LAST 12 Division I GAMES:					
40	N	Chattanooga	41	49	
308	N	Wofford	63	43	
308	H	Wofford	50	48	
215	H	Furman	77	63	
165	A	ETSU	56	51	
40	A	Chattanooga	30	53	
112	A	Mercer	61	63	
298	H	Western Caro.	57	52	
312	H	UNCG	80	49	
308	A	Wofford	58	39	
215	A	Furman	58	45	
40	H	Chattanooga	48	43	

Page 268

Average RPI Win:	194	WON-LOST	WINNING	LAST 10	STRENGTH OF	OPP. STRENGTH	TEAM	ADJ.	CONF.	ADJ CONF.
Average RPI Loss:	60	RECORD	PCT. RANK	GAMES	SCHEDULE	OF SCHEDULE	RPI	RPI	RPI	RPI
DIV. I ONLY	22- 7	45	5- 5	190	96	82	82	8	8	
DIV. I NON-CONF.	9- 1	22	0- 0	321	163	117	117	9	9	
TOTALS	RPI 1-25	RPI 26-50	W-L RECORDS	RPI 51-100	RPI 101-150	RPI 150+				
22- 7	1- 1	0- 0	OVERALL	2- 6	6- 0	13- 0				
10- 4	1- 0	0- 0	HOME	0- 4	3- 0	6- 0				
12- 2	0- 1	0- 0	AWAY	2- 1	3- 0	7- 0				
0- 1	0- 0	0- 0	NEUTRAL	0- 1	0- 0	0- 0				
9- 1	0- 0	0- 0	NON-CONFERENCE	0- 1	4- 0	5- 0				
4- 1	0- 0	0- 0	HOME	0- 1	2- 0	2- 0				
5- 0	0- 0	0- 0	AWAY	0- 0	2- 0	3- 0				
0- 0	0- 0	0- 0	NEUTRAL	0- 0	0- 0	0- 0				
13- 6	1- 1	0- 0	CONFERENCE	2- 5	2- 0	8- 0				
6- 3	1- 0	0- 0	HOME	0- 3	1- 0	4- 0				
7- 2	0- 1	0- 0	AWAY	2- 1	1- 0	4- 0				
0- 1	0- 0	0- 0	NEUTRAL	0- 1	0- 0	0- 0				

RPI	S	Opponent	Score	RPI	S	Opponent	Score	RPI	S	Opponent	Score	RPI	S	Opponent	Score
16	A	BYU	60 68					54	A	St. Mary's (CA)	60 68	113	A	Gonzaga	58 57
16	H	BYU	78 65					54	H	St. Mary's (CA)	68 73	113	H	Gonzaga	63 54
								62	A	Santa Clara	70 58	115	A	Fresno St.	72 68
								62	H	Santa Clara	47 61	122	H	Arizona	59 54
								68	A	San Francisco	67 58	123	H	Akron	86 65
								68	H	San Francisco	54 59	150	A	Montana St.	62 49
								68	N	San Francisco	80 84	176	A	Pacific	59 56
								96	H	Washington St.	72 78	176	H	Pacific	69 56
												234	A	San Diego St.	60 53
												241	A	Loyola Marymount	75 67
												241	H	Loyola Marymount	82 58
												243	H	Valparaiso	76 60
												267	A	Pepperdine	70 54
												267	H	Pepperdine	74 55
												289	A	Portland	77 67
												289	H	Portland	71 43
												300	H	CSUN	86 64
												324	A	Nevada	84 47
												338	A	Cal St. Fullerton	53 44
LAST 12 Division I GAMES:															
68	N	San Francisco	80 84	176	A	Pacific	59 56								
289	A	Portland	77 67	54	A	St. Mary's (CA)	60 68								
113	A	Gonzaga	58 57	241	A	Loyola Marymount	75 67								
16	A	BYU	60 68	267	A	Pepperdine	70 54								
68	H	San Francisco	54 59	241	H	Loyola Marymount	82 58								
62	H	Santa Clara	47 61	267	H	Pepperdine	74 55								

Non-Div I Games: Hope Int'l 90 52

San Diego

Loss, Non-Conf, S Site, H Home A Away N Neutral

## San Diego St.

Through Games Of March 8, 2016

Average RPI Win:	250	WON-LOST	WINNING	LAST 10	STRENGTH OF	OPP. STRENGTH	TEAM	ADJ.	CONF.	ADJ CONF.
Average RPI Loss:	148	RECORD	PCT. RANK	GAMES	SCHEDULE	OF SCHEDULE	RPI	RPI	RPI	RPI
DIV. I ONLY	11- 19	248	6- 4	136	245	234	234	19	19	
DIV. I NON-CONF.	4- 6	201	0- 0	246	246	255	255	20	20	
TOTALS	RPI 1-25	RPI 26-50	W-L RECORDS	RPI 51-100	RPI 101-150	RPI 150+				
11- 19	0- 0	0- 4	OVERALL	0- 2	1- 2	10- 11				
6- 9	0- 0	0- 1	HOME	0- 2	1- 0	5- 6				
4- 9	0- 0	0- 2	AWAY	0- 0	0- 2	4- 5				
1- 1	0- 0	0- 1	NEUTRAL	0- 0	0- 0	1- 0				
4- 6	0- 0	0- 1	NON-CONFERENCE	0- 2	0- 1	4- 2				
3- 3	0- 0	0- 0	HOME	0- 2	0- 0	3- 1				
1- 3	0- 0	0- 1	AWAY	0- 0	0- 1	1- 1				
0- 0	0- 0	0- 0	NEUTRAL	0- 0	0- 0	0- 0				
7- 13	0- 0	0- 3	CONFERENCE	0- 0	1- 1	6- 9				
3- 6	0- 0	0- 1	HOME	0- 0	1- 0	2- 5				
3- 6	0- 0	0- 1	AWAY	0- 0	0- 1	3- 4				
1- 1	0- 0	0- 1	NEUTRAL	0- 0	0- 0	1- 0				

RPI S	Opponent	Score	RPI S	Opponent	Score	RPI S	Opponent	Score	RPI S	Opponent	Score	Team's RPI: 234
			33 A	Washington	51 80	58 H	UC Riverside	68 85	115 A	Fresno St.	49 54	
			45 A	Colorado St.	54 70	82 H	San Diego	53 60	115 H	Fresno St.	65 54	
			45 H	Colorado St.	57 60				126 A	Long Beach St.	54 74	
			45 N	Colorado St.	41 53				155 A	Boise St.	63 68	
									155 H	Boise St.	45 75	
									166 A	New Mexico	51 46	
									166 H	New Mexico	45 64	
									186 H	UC Davis	54 65	
									191 A	UNLV	51 62	
									191 H	UNLV	41 55	
									197 H	Wisconsin	63 57	
									201 A	San Jose St.	73 78	
									201 H	San Jose St.	87 70	
									230 A	Utah St.	59 72	
									230 H	Utah St.	36 55	
									241 A	Loyola Marymount	65 92	
									255 A	Wyoming	84 77	
									255 H	Wyoming	53 40	
									255 N	Wyoming	62 44	
									300 A	CSUN	67 65	
									324 H	Nevada	64 70	
									325 H	North Dakota St.	64 54	
									338 H	Cal St. Fullerton	54 43	
									341 A	Air Force	69 66	
LAST 12 Division I GAMES:												
			45 N	Colorado St.	41 53	201 H	San Jose St.	87 70				
			255 N	Wyoming	62 44	341 A	Air Force	69 66				
			191 A	UNLV	51 62	115 H	Fresno St.	65 54				
			166 H	New Mexico	45 64	166 A	New Mexico	51 46				
			155 A	Boise St.	63 68	45 A	Colorado St.	54 70				
			255 H	Wyoming	53 40	191 H	UNLV	41 55				

Non-Div I Games: San Diego Christian60 25

San Diego St.

■ Loss, 
■ Non-Conf, 
■ S Site, 
■ Home 
■ A Away 
N Neutral

## San Francisco

Through Games Of March 8, 2016

Average RPI Win:	174	WON-LOST	WINNING	LAST 10	STRENGTH OF	OPP. STRENGTH	TEAM	ADJ.	CONF.	ADJ CONF.
Average RPI Loss:	94	RECORD	PCT. RANK	GAMES	SCHEDULE	OF SCHEDULE	RPI	RPI	RPI	RPI
DIV. I ONLY	19- 11	94	7- 3	70	112	68	68	8	8	
DIV. I NON-CONF.	7- 2	57	0- 0	160	221	64	64	9	9	
TOTALS	RPI 1-25	RPI 26-50	W-L RECORDS	RPI 51-100	RPI 101-150	RPI 150+				
19- 11	1- 2	0- 0	OVERALL	5- 5	2- 1	11- 3				
7- 5	0- 1	0- 0	HOME	2- 3	1- 0	4- 1				
9- 6	0- 1	0- 0	AWAY	1- 2	1- 1	7- 2				
3- 0	1- 0	0- 0	NEUTRAL	2- 0	0- 0	0- 0				
7- 2	0- 0	0- 0	NON-CONFERENCE	2- 0	1- 0	4- 2				
2- 1	0- 0	0- 0	HOME	2- 0	0- 0	0- 1				
5- 1	0- 0	0- 0	AWAY	0- 0	1- 0	4- 1				
0- 0	0- 0	0- 0	NEUTRAL	0- 0	0- 0	0- 0				
12- 9	1- 2	0- 0	CONFERENCE	3- 5	1- 1	7- 1				
5- 4	0- 1	0- 0	HOME	0- 3	1- 0	4- 0				
4- 5	0- 1	0- 0	AWAY	1- 2	0- 1	3- 1				
3- 0	1- 0	0- 0	NEUTRAL	2- 0	0- 0	0- 0				

RPI 1-25				RPI 26-50				RPI 51-100 Team's RPI: 68				RPI 101+			
RPI	S	Opponent	Score	RPI	S	Opponent	Score	RPI	S	Opponent	Score	RPI	S	Opponent	Score
16	A	BYU	62 65					54	A	St. Mary's (CA)	59 72	113	A	Gonzaga	47 68
16	H	BYU	57 66					54	H	St. Mary's (CA)	68 78	113	H	Gonzaga	71 52
16	N	BYU	70 68					54	N	St. Mary's (CA)	67 65	126	A	Long Beach St.	66 52
								58	H	UC Riverside	88 76	167	A	Sacramento St.	95 94
								62	A	Santa Clara	57 68	176	A	Pacific	57 70
								62	H	Santa Clara	57 59	176	H	Pacific	81 71
								82	A	San Diego	59 54	183	H	Cal Poly	61 62
								82	H	San Diego	58 67	201	A	San Jose St.	82 78
								82	N	San Diego	84 80	211	A	Utah Valley	88 94
								92	H	North Dakota	74 57	225	A	North Texas	69 61
												241	A	Loyola Marymount	75 73
												241	H	Loyola Marymount	81 72
												267	A	Pepperdine	81 74
												267	H	Pepperdine	99 75
												289	A	Portland	82 63
												289	H	Portland	90 69
												324	A	Nevada	70 62
LAST 12 Division I GAMES:															
				16	N	BYU	70 68					267	H	Pepperdine	99 75
				54	N	St. Mary's (CA)	67 65					82	A	San Diego	59 54
				82	N	San Diego	84 80					16	A	BYU	62 65
				54	A	St. Mary's (CA)	59 72					62	H	Santa Clara	57 59
				176	H	Pacific	81 71					113	H	Gonzaga	71 52
				241	H	Loyola Marymount	81 72					289	H	Portland	90 69

Non-Div I Games: Holy Names 77 31 San Fran. St. 73 45

San Francisco

Loss, Non-Conf, S Site, H Home A Away N Neutral

Average RPI Win:	252	WON-LOST	WINNING	LAST 10	STRENGTH OF	OPP. STRENGTH	TEAM	ADJ.	CONF.	ADJ CONF.
Average RPI Loss:	121	RECORD	PCT. RANK	GAMES	SCHEDULE	OF SCHEDULE	RPI	RPI	RPI	RPI
DIV. I ONLY	12- 17	225	7- 3	120	210	201	201	19	19	
DIV. I NON-CONF.	1- 9	325	0- 0	69	161	276	276	20	20	
TOTALS	RPI 1-25	RPI 26-50	W-L RECORDS	RPI 51-100	RPI 101-150	RPI 150+				
12- 17	0- 0	0- 2	OVERALL	0- 5	1- 3	11- 7				
7- 7	0- 0	0- 1	HOME	0- 2	0- 3	7- 1				
5- 9	0- 0	0- 1	AWAY	0- 3	1- 0	4- 5				
0- 1	0- 0	0- 0	NEUTRAL	0- 0	0- 0	0- 1				
1- 9	0- 0	0- 0	NON-CONFERENCE	0- 5	0- 2	1- 2				
1- 4	0- 0	0- 0	HOME	0- 2	0- 2	1- 0				
0- 5	0- 0	0- 0	AWAY	0- 3	0- 0	0- 2				
0- 0	0- 0	0- 0	NEUTRAL	0- 0	0- 0	0- 0				
11- 8	0- 0	0- 2	CONFERENCE	0- 0	1- 1	10- 5				
6- 3	0- 0	0- 1	HOME	0- 0	0- 1	6- 1				
5- 4	0- 0	0- 1	AWAY	0- 0	1- 0	4- 3				
0- 1	0- 0	0- 0	NEUTRAL	0- 0	0- 0	0- 1				

RPI S	Opponent	Score	RPI S	Opponent	Score	RPI S	Opponent	Score	RPI S	Opponent	Score	Team's RPI: 201
45	A Colorado St.	54 76	45	H Colorado St.	78 80	54	A St. Mary's (CA)	81 91	108	H New Mexico St.	66 75	
						61	H South Dakota	77 87	115	A Fresno St.	66 64	
						68	H San Francisco	78 82	115	H Fresno St.	54 59	
						84	A Oregon	74 104	119	H Hawaii	73 76	
						96	A Washington St.	80 95	155	A Boise St.	69 81	
									155	H Boise St.	75 78	
									166	A New Mexico	57 71	
									166	H New Mexico	59 58	
									166	N New Mexico	51 65	
									176	A Pacific	69 81	
									191	H UNLV	69 61	
									212	A CSU Bakersfield	88 90	
									230	A Utah St.	86 74	
									230	H Utah St.	83 65	
									234	A San Diego St.	70 87	
									234	H San Diego St.	78 73	
									255	A Wyoming	67 66	
									255	H Wyoming	65 51	
									324	A Nevada	76 63	
									336	H UC Irvine	79 58	
									341	A Air Force	72 49	
									341	H Air Force	81 60	
LAST 12 Division I GAMES:												
166	N New Mexico	51 65	166	H New Mexico	59 58							
155	A Boise St.	69 81	191	H UNLV	69 61							
255	H Wyoming	65 51	115	A Fresno St.	66 64							
230	H Utah St.	83 65	341	A Air Force	72 49							
234	A San Diego St.	70 87	45	H Colorado St.	78 80							
324	A Nevada	76 63	166	A New Mexico	57 71							

Non-Div I Games: Southern Ore. 92 78

San Jose St.



Santa Clara

Through Games Of March 8, 2016

Average RPI Win:	189	WON-LOST	WINNING	LAST 10	STRENGTH OF	OPP. STRENGTH	TEAM	ADJ.	CONF.	ADJ CONF.
Average RPI Loss:	48	RECORD	PCT. RANK	GAMES	SCHEDULE	OF SCHEDULE	RPI	RPI	RPI	RPI
DIV. I ONLY	21- 8	57	7- 3	129	82	62	62	8	8	
DIV. I NON-CONF.	7- 2	57	0- 0	283	44	94	94	9	9	
TOTALS	RPI 1-25	RPI 26-50	W-L RECORDS	RPI 51-100	RPI 101-150	RPI 150+				
21- 8	1- 3	0- 1	OVERALL	4- 3	3- 1	13- 0				
9- 3	0- 1	0- 0	HOME	1- 2	2- 0	6- 0				
10- 4	1- 1	0- 1	AWAY	3- 1	0- 1	6- 0				
2- 1	0- 1	0- 0	NEUTRAL	0- 0	1- 0	1- 0				
7- 2	1- 0	0- 1	NON-CONFERENCE	0- 1	1- 0	5- 0				
3- 0	0- 0	0- 0	HOME	0- 0	1- 0	2- 0				
3- 2	1- 0	0- 1	AWAY	0- 1	0- 0	2- 0				
1- 0	0- 0	0- 0	NEUTRAL	0- 0	0- 0	1- 0				
14- 6	0- 3	0- 0	CONFERENCE	4- 2	2- 1	8- 0				
6- 3	0- 1	0- 0	HOME	1- 2	1- 0	4- 0				
7- 2	0- 1	0- 0	AWAY	3- 0	0- 1	4- 0				
1- 1	0- 1	0- 0	NEUTRAL	0- 0	1- 0	0- 0				

RPI 1-25				RPI 26-50				RPI 51-100 Team's RPI: 62				RPI 101+			
RPI	S	Opponent	Score	RPI	S	Opponent	Score	RPI	S	Opponent	Score	RPI	S	Opponent	Score
10	A	Stanford	61 58	33	A	Washington	55 100	54	A	St. Mary's (CA)	73 67	113	A	Gonzaga	44 53
16	A	BYU	63 70					54	H	St. Mary's (CA)	70 78	113	H	Gonzaga	71 64
16	H	BYU	63 68					55	A	Southern California	46 81	113	N	Gonzaga	59 58
16	N	BYU	67 87					68	A	San Francisco	59 57	137	H	Texas Tech	75 70
								68	H	San Francisco	68 57	176	A	Pacific	66 60
								82	A	San Diego	61 47	176	H	Pacific	76 52
								82	H	San Diego	58 70	183	A	Cal Poly	69 63
												241	A	Loyola Marymount	57 56
												241	H	Loyola Marymount	68 41
												265	A	UC Santa Barbara	48 37
												265	H	UC Santa Barbara	66 48
												267	A	Pepperdine	62 60
												267	H	Pepperdine	84 50
												289	A	Portland	67 45
												289	H	Portland	66 47
												332	N	Evansville	62 44
												341	H	Air Force	68 34
LAST 12 Division I GAMES:															
		16 N BYU	67 87			16 A BYU	63 70								
		113 N Gonzaga	59 58			82 A San Diego	61 47								
		176 A Pacific	66 60			68 A San Francisco	59 57								
		54 H St. Mary's (CA)	70 78			289 H Portland	66 47								
		267 H Pepperdine	84 50			113 H Gonzaga	71 64								
		241 H Loyola Marymount	68 41			68 H San Francisco	68 57								

Non-Div I Games: Hope Int'l 78 54 Simpson (CA) 112 34

Santa Clara

Loss, Non-Conf, S Site, H Home A Away N Neutral

Average RPI Win:	298	WON-LOST	WINNING	LAST 10	STRENGTH OF	OPP. STRENGTH	TEAM	ADJ.	CONF.	ADJ CONF.
Average RPI Loss:	202	RECORD	PCT. RANK	GAMES	SCHEDULE	OF SCHEDULE	RPI	RPI	RPI	RPI
DIV. I ONLY	8- 18	275	4- 6	291	333	299	299	32	32	
DIV. I NON-CONF.	1- 8	320	0- 0	64	99	235	235	30	30	
TOTALS	RPI 1-25	RPI 26-50	W-L RECORDS	RPI 51-100	RPI 101-150	RPI 150+				
8- 18	0- 2	0- 1	OVERALL	0- 2	0- 0	8- 13				
5- 5	0- 0	0- 0	HOME	0- 1	0- 0	5- 4				
3- 12	0- 2	0- 1	AWAY	0- 1	0- 0	3- 8				
0- 1	0- 0	0- 0	NEUTRAL	0- 0	0- 0	0- 1				
1- 8	0- 2	0- 1	NON-CONFERENCE	0- 2	0- 0	1- 3				
0- 2	0- 0	0- 0	HOME	0- 1	0- 0	0- 1				
1- 6	0- 2	0- 1	AWAY	0- 1	0- 0	1- 2				
0- 0	0- 0	0- 0	NEUTRAL	0- 0	0- 0	0- 0				
7- 10	0- 0	0- 0	CONFERENCE	0- 0	0- 0	7- 10				
5- 3	0- 0	0- 0	HOME	0- 0	0- 0	5- 3				
2- 6	0- 0	0- 0	AWAY	0- 0	0- 0	2- 6				
0- 1	0- 0	0- 0	NEUTRAL	0- 0	0- 0	0- 1				

RPI 1-25				RPI 26-50				RPI 51-100				RPI 101+ Team's RPI: 299			
RPI	S	Opponent	Score	RPI	S	Opponent	Score	RPI	S	Opponent	Score	RPI	S	Opponent	Score
21	A	Mississippi St.	25 92	32	A	Oklahoma St.	48 76	52	A	Rutgers	26 65	152	A	Jacksonville	52 65
25	A	Florida	34 99					59	H	Auburn	40 62	204	A	Hampton	53 65
												218	A	N.C. A&T	31 60
												218	H	N.C. A&T	59 69
												242	A	Bethune-Cookman	44 50
												245	H	Coppin St.	57 55
												247	A	Alabama St.	60 49
												253	H	Morgan St.	60 66
												281	H	UMES	60 42
												288	A	Florida A&M	38 59
												288	H	Florida A&M	65 46
												292	H	Ga. Southern	48 64
												297	A	Jacksonville St.	35 50
												303	A	South Carolina St.	43 56
												303	H	South Carolina St.	62 39
												303	N	South Carolina St.	53 61
												322	H	Delaware St.	59 67
												328	A	Howard	69 64
												347	A	Norfolk St.	68 53
												348	A	N.C. Central	61 65
												348	H	N.C. Central	57 39
LAST 12 Division I GAMES:															
				303	N	South Carolina St.	53 61	245	H	Coppin St.	57 55				
				288	H	Florida A&M	65 46	253	H	Morgan St.	60 66				
				348	A	N.C. Central	61 65	242	A	Bethune-Cookman	44 50				
				303	H	South Carolina St.	62 39	218	A	N.C. A&T	31 60				
				328	A	Howard	69 64	347	A	Norfolk St.	68 53				
				303	A	South Carolina St.	43 56	204	A	Hampton	53 65				

Non-Div I Games: Columbia (SC) 101 34 Allen 72 46

Savannah St.

■ Loss, 
 ■ Non-Conf, 
 ■ S Site, 
 ■ Home 
 ■ A Away 
 N Neutral

Average RPI Win:	270	WON-LOST	WINNING	LAST 10	STRENGTH OF	OPP. STRENGTH	TEAM	ADJ.	CONF.	ADJ CONF.
Average RPI Loss:	167	RECORD	PCT. RANK	GAMES	SCHEDULE	OF SCHEDULE	RPI	RPI	RPI	RPI
DIV. I ONLY	8- 20	284	1- 9	182	304	271	271	28	28	
DIV. I NON-CONF.	5- 9	233	0- 0	93	306	175	175	25	25	
TOTALS	RPI 1-25	RPI 26-50	W-L RECORDS	RPI 51-100	RPI 101-150	RPI 150+				
8- 20	0- 0	0- 2	OVERALL	0- 2	0- 5	8- 11				
3- 9	0- 0	0- 0	HOME	0- 1	0- 3	3- 5				
5- 10	0- 0	0- 1	AWAY	0- 1	0- 2	5- 6				
0- 1	0- 0	0- 1	NEUTRAL	0- 0	0- 0	0- 0				
5- 9	0- 0	0- 2	NON-CONFERENCE	0- 2	0- 3	5- 2				
1- 4	0- 0	0- 0	HOME	0- 1	0- 2	1- 1				
4- 4	0- 0	0- 1	AWAY	0- 1	0- 1	4- 1				
0- 1	0- 0	0- 1	NEUTRAL	0- 0	0- 0	0- 0				
3- 11	0- 0	0- 0	CONFERENCE	0- 0	0- 2	3- 9				
2- 5	0- 0	0- 0	HOME	0- 0	0- 1	2- 4				
1- 6	0- 0	0- 0	AWAY	0- 0	0- 1	1- 5				
0- 0	0- 0	0- 0	NEUTRAL	0- 0	0- 0	0- 0				

RPI S	Opponent	Score	RPI S	Opponent	Score	RPI S	Opponent	Score	RPI S	Opponent	Score	Team's RPI: 271
33	A Washington	55 96	39	N Princeton	48 85	58	H UC Riverside	70 92	108	A New Mexico St.	54 69	
									108	H New Mexico St.	56 66	
									126	H Long Beach St.	57 69	
									135	A Idaho	60 64	
									150	H Montana St.	51 80	
									155	H Boise St.	66 84	
									163	A Montana	58 44	
									190	A UTRGV	74 71	
									190	H UTRGV	71 76	
									193	A Idaho St.	67 83	
									211	A Utah Valley	48 79	
									211	H Utah Valley	44 61	
									212	A CSU Bakersfield	68 76	
									212	H CSU Bakersfield	52 66	
									231	A Grand Canyon	53 60	
									231	H Grand Canyon	54 67	
									241	A Loyola Marymount	78 69	
									300	A CSUN	62 56	
									301	H Denver	59 51	
									302	A UMKC	43 64	
									302	H UMKC	69 63	
									321	A Portland St.	85 64	
									344	A Chicago St.	49 57	
									344	H Chicago St.	59 45	
LAST 12 Division I GAMES:												
212	H CSU Bakersfield	52 66	344	A Chicago St.	49 57							
211	A Utah Valley	48 79	231	H Grand Canyon	54 67							
108	H New Mexico St.	56 66	211	H Utah Valley	44 61							
190	H UTRGV	71 76	190	A UTRGV	74 71							
231	A Grand Canyon	53 60	108	A New Mexico St.	54 69							
302	A UMKC	43 64	212	A CSU Bakersfield	68 76							

Non-Div I Games: Evergreen St. 81 38

Seattle

## Seton Hall

Through Games Of March 8, 2016

Average RPI Win:	139	WON-LOST	WINNING	LAST 10	STRENGTH OF	OPP. STRENGTH	TEAM	ADJ.	CONF.	ADJ CONF.
Average RPI Loss:	65	RECORD	PCT. RANK	GAMES	SCHEDULE	OF SCHEDULE	RPI	RPI	RPI	RPI
DIV. I ONLY	23- 8	52	6- 4	81	66	41	41	6	6	
DIV. I NON-CONF.	10- 1	19	0- 0	48	61	6	6	6	6	
TOTALS	RPI 1-25	RPI 26-50	W-L RECORDS	RPI 51-100	RPI 101-150	RPI 150+				
23- 8	0- 0	3- 4	OVERALL	5- 2	6- 2	9- 0				
11- 3	0- 0	1- 2	HOME	3- 0	1- 1	6- 0				
9- 4	0- 0	1- 2	AWAY	0- 2	5- 0	3- 0				
3- 1	0- 0	1- 0	NEUTRAL	2- 0	0- 1	0- 0				
10- 1	0- 0	2- 1	NON-CONFERENCE	2- 0	3- 0	3- 0				
5- 0	0- 0	1- 0	HOME	1- 0	0- 0	3- 0				
3- 1	0- 0	0- 1	AWAY	0- 0	3- 0	0- 0				
2- 0	0- 0	1- 0	NEUTRAL	1- 0	0- 0	0- 0				
13- 7	0- 0	1- 3	CONFERENCE	3- 2	3- 2	6- 0				
6- 3	0- 0	0- 2	HOME	2- 0	1- 1	3- 0				
6- 3	0- 0	1- 1	AWAY	0- 2	2- 0	3- 0				
1- 1	0- 0	0- 0	NEUTRAL	1- 0	0- 1	0- 0				

RPI 1-25				RPI 26-50				Team's RPI: 41				RPI 51-100				RPI 101+			
RPI	S	Opponent	Score	RPI	S	Opponent	Score	RPI	S	Opponent	Score	RPI	S	Opponent	Score	RPI	S	Opponent	Score
				29	A	DePaul	83 74	52	H	Rutgers	77 49	102	A	Georgetown	83 75				
				29	H	DePaul	74 86	56	A	Villanova	45 55	102	H	Georgetown	65 73				
				37	A	Georgia	52 70	56	H	Villanova	60 50	114	A	Creighton	86 82				
				39	H	Princeton	71 64	95	N	UNI	57 49	114	H	Creighton	77 71				
				42	A	St. John's (NY)	69 71	100	A	Marquette	82 89	114	N	Creighton	56 77				
				42	H	St. John's (NY)	64 72	100	H	Marquette	99 68	116	A	Saint Joseph's	66 54				
				49	N	North Carolina St.	58 55	100	N	Marquette	93 86	128	A	Liberty	92 56				
																147	A	UT Arlington	61 54
																161	H	Fordham	66 54
																169	A	Xavier	72 67
																169	H	Xavier	82 66
																180	A	Butler	72 67
																180	H	Butler	98 77
																224	H	Bryant	93 57
																266	A	Providence	64 54
																266	H	Providence	71 54
																339	H	Saint Peter's	81 65
LAST 12 Division I GAMES:																			
				114	N	Creighton	56 77	56	H	Villanova	60 50								
				100	N	Marquette	93 86	102	H	Georgetown	65 73								
				266	H	Providence	71 54	42	H	St. John's (NY)	64 72								
				114	H	Creighton	77 71	100	A	Marquette	82 89								
				169	A	Xavier	72 67	29	A	DePaul	83 74								
				180	A	Butler	72 67	180	H	Butler	98 77								

Non-Div I Games:

Seton Hall

■ Loss, 
 ■ Non-Conf, 
 ■ S Site, 
 ■ Home 
 ■ A Away 
 N Neutral

Average RPI Win:	263	WON-LOST	WINNING	LAST 10	STRENGTH OF	OPP. STRENGTH	TEAM	ADJ.	CONF.	ADJ CONF.
Average RPI Loss:	167	RECORD	PCT. RANK	GAMES	SCHEDULE	OF SCHEDULE	RPI	RPI	RPI	RPI
DIV. I ONLY	14- 18	210	2- 8	236	267	229	229	23	23	
DIV. I NON-CONF.	3- 7	248	0- 0	153	315	215	215	22	22	
TOTALS	RPI 1-25	RPI 26-50	W-L RECORDS	RPI 51-100	RPI 101-150	RPI 150+				
14- 18	0- 0	0- 2	OVERALL	0- 2	0- 4	14- 10				
7- 7	0- 0	0- 1	HOME	0- 1	0- 2	7- 3				
6- 10	0- 0	0- 1	AWAY	0- 1	0- 2	6- 6				
1- 1	0- 0	0- 0	NEUTRAL	0- 0	0- 0	1- 1				
3- 7	0- 0	0- 2	NON-CONFERENCE	0- 0	0- 1	3- 4				
0- 2	0- 0	0- 1	HOME	0- 0	0- 0	0- 1				
2- 4	0- 0	0- 1	AWAY	0- 0	0- 1	2- 2				
1- 1	0- 0	0- 0	NEUTRAL	0- 0	0- 0	1- 1				
11- 11	0- 0	0- 0	CONFERENCE	0- 2	0- 3	11- 6				
7- 5	0- 0	0- 0	HOME	0- 1	0- 2	7- 2				
4- 6	0- 0	0- 0	AWAY	0- 1	0- 1	4- 4				
0- 0	0- 0	0- 0	NEUTRAL	0- 0	0- 0	0- 0				

RPI S	Opponent	Score	RPI S	Opponent	Score	RPI S	Opponent	Score	RPI S	Opponent	Score	Team's RPI: 229
36	A St. Bonaventure	40 57	86	A Quinnipiac	52 94	101	A Iona	51 63				
48	H Albany (NY)	42 61	86	H Quinnipiac	59 69	101	H Iona	47 64				
												51 64
												136 A Southern Ill.
												54 73
												159 H Northeastern
												67 70
												160 A Marist
												37 66
												160 H Marist
												60 56
												200 A Fairfield
												55 67
												200 H Fairfield
												51 71
												223 A Canisius
												58 52
												223 H Canisius
												61 57
												232 A New Hampshire
												57 53
												236 A Navy
												58 59
												246 A Monmouth
												69 63
												246 H Monmouth
												64 54
												247 N Alabama St.
												53 57
												250 A Manhattan
												49 56
												250 H Manhattan
												60 59
												253 N Morgan St.
												69 46
												284 A Rider
												58 70
												284 H Rider
												79 76
												284 H Rider
												66 45
												290 A Niagara
												59 51
												290 H Niagara
												45 54
												293 A Colgate
												50 52
												314 A Fairleigh Dickinson
												81 65

## LAST 12 Division I GAMES:

101	H Iona	47 64	250	A Manhattan	49 56
284	H Rider	79 76	101	H Iona	51 64
290	H Niagara	45 54	200	A Fairfield	55 67
160	H Marist	60 56	86	H Quinnipiac	59 69
101	A Iona	51 63	339	A Saint Peter's	64 55
200	H Fairfield	51 71	160	A Marist	37 66

Non-Div I Games:

Siena

■ Loss, 
 ■ Non-Conf, 
 ■ S Site, 
 ■ H Home 
 ■ A Away 
 N Neutral

S  
i  
e  
n  
a

RPI S      Siena  
Opponent      Score

Through Games Of March 8, 2016

RPI	S	Opponent	Score
339	A	Saint Peter's	64 55
339	H	Saint Peter's	59 58

S  
i  
e  
n  
a

Siena

Average RPI Win: <b>224</b>	WON-LOST	WINNING	LAST 10	STRENGTH OF	OPP. STRENGTH	TEAM	ADJ.	CONF.	ADJ CONF.
Average RPI Loss: <b>155</b>	RECORD	PCT. RANK	GAMES	SCHEDULE	OF SCHEDULE	RPI	RPI	RPI	RPI
DIV. I ONLY	13- 14	185	6- 4	185	206	187	187	15	15
DIV. I NON-CONF.	2- 5	253	0- 0	171	238	230	230	14	14
TOTALS	RPI 1-25	RPI 26-50	W-L RECORDS	RPI 51-100	RPI 101-150	RPI 150+			
13- 14	0- 1	0- 2	OVERALL	0- 0	4- 4	9- 7			
6- 7	0- 1	0- 1	HOME	0- 0	3- 1	3- 4			
7- 7	0- 0	0- 1	AWAY	0- 0	1- 2	6- 3			
0- 0	0- 0	0- 0	NEUTRAL	0- 0	0- 0	0- 0			
2- 5	0- 1	0- 0	NON-CONFERENCE	0- 0	0- 0	2- 4			
0- 3	0- 1	0- 0	HOME	0- 0	0- 0	0- 2			
2- 2	0- 0	0- 0	AWAY	0- 0	0- 0	2- 2			
0- 0	0- 0	0- 0	NEUTRAL	0- 0	0- 0	0- 0			
11- 9	0- 0	0- 2	CONFERENCE	0- 0	4- 4	7- 3			
6- 4	0- 0	0- 1	HOME	0- 0	3- 1	3- 2			
5- 5	0- 0	0- 1	AWAY	0- 0	1- 3	4- 1			
0- 0	0- 0	0- 0	NEUTRAL	0- 0	0- 0	0- 0			

RPI 1-25				RPI 26-50				RPI 51-100				RPI 101+ Team's RPI: 187			
RPI	S	Opponent	Score	RPI	S	Opponent	Score	RPI	S	Opponent	Score	RPI	S	Opponent	Score
25	H	Florida	60 <b>72</b>	38	A	Arkansas St.	51 <b>58</b>					104	A	Little Rock	43 <b>74</b>
				38	H	Arkansas St.	53 <b>66</b>					104	H	Little Rock	34 <b>47</b>
												133	A	La.-Lafayette	50 <b>69</b>
												133	H	La.-Lafayette	68 59
												141	A	Troy	75 71
												141	H	Troy	65 63
												147	A	UT Arlington	49 <b>53</b>
												147	H	UT Arlington	59 55
												154	A	Southern U.	45 <b>50</b>
												164	H	UAB	39 <b>53</b>
												170	A	Southern Miss.	51 <b>71</b>
												231	A	Grand Canyon	59 56
												244	A	Texas St.	70 56
												244	H	Texas St.	71 <b>73</b>
												247	A	Alabama St.	47 43
												262	A	Appalachian St.	68 54
												262	H	Appalachian St.	71 55
												272	A	Georgia St.	60 52
												272	H	Georgia St.	83 45
												273	A	La.-Monroe	63 57
												273	H	La.-Monroe	54 <b>67</b>
												277	H	UCF	36 <b>77</b>
												292	A	Ga. Southern	43 <b>57</b>
												292	H	Ga. Southern	48 45
LAST 12 Division I GAMES:															
244	A	Texas St.	70 56	292	H	Ga. Southern	48 45								
147	A	UT Arlington	49 <b>53</b>	272	H	Georgia St.	83 45								
133	H	La.-Lafayette	68 59	104	A	Little Rock	43 <b>74</b>								
273	H	La.-Monroe	54 <b>67</b>	38	A	Arkansas St.	51 <b>58</b>								
262	A	Appalachian St.	68 54	262	H	Appalachian St.	71 55								
141	H	Troy	65 63	141	A	Troy	75 71								

Non-Div I Games: Spring Hill 64 49 William Carey 66 30

South Ala.

■ Loss, 
■ Non-Conf, S Site, 
■ Home 
■ Away 
N Neutral

# South Carolina

Through Games Of March 8, 2016

Average RPI Win:	95	WON-LOST	WINNING	LAST 10	STRENGTH OF	OPP. STRENGTH	TEAM	ADJ.	CONF.	ADJ CONF.
Average RPI Loss:	3	RECORD	PCT. RANK	GAMES	SCHEDULE	OF SCHEDULE	RPI	RPI	RPI	RPI
DIV. I ONLY	31- 1	3	9- 1	10	4	4	4	2	2	
DIV. I NON-CONF.	12- 1	9	0- 1	89	8	13	13	2	2	
TOTALS	RPI 1-25	RPI 26-50	W-L RECORDS	RPI 51-100	RPI 101-150	RPI 150+				
31- 1	11- 1	4- 0	OVERALL	4- 0	4- 0	8- 0				
14- 1	4- 1	3- 0	HOME	1- 0	2- 0	4- 0				
11- 0	4- 0	1- 0	AWAY	2- 0	1- 0	3- 0				
6- 0	3- 0	0- 0	NEUTRAL	1- 0	1- 0	1- 0				
12- 1	3- 1	1- 0	NON-CONFERENCE	1- 0	2- 0	5- 0				
6- 1	1- 1	1- 0	HOME	1- 0	0- 0	3- 0				
3- 0	1- 0	0- 0	AWAY	0- 0	1- 0	1- 0				
3- 0	1- 0	0- 0	NEUTRAL	0- 0	1- 0	1- 0				
19- 0	8- 0	3- 0	CONFERENCE	3- 0	2- 0	3- 0				
8- 0	3- 0	2- 0	HOME	0- 0	2- 0	1- 0				
8- 0	3- 0	1- 0	AWAY	2- 0	0- 0	2- 0				
3- 0	2- 0	0- 0	NEUTRAL	1- 0	0- 0	0- 0				

RPI 1-25				Team's RPI: 4		RPI 26-50				RPI 51-100				RPI 101+			
RPI	S	Opponent	Score	RPI	S	Opponent	Score	RPI	S	Opponent	Score	RPI	S	Opponent	Score		
3	H	UConn	54 66	27	A	Tennessee	62 56	59	A	Auburn	74 58	119	A	Hawaii	67 51		
6	H	Ohio St.	88 80	37	H	Georgia	61 51	59	N	Auburn	57 48	120	H	LSU	75 39		
9	A	UCLA	68 65	44	H	Missouri	83 58	75	A	Vanderbilt	71 61	140	H	Arkansas	85 32		
11	N	Arizona St.	60 58	47	H	Duke	66 55	89	H	Elon	78 63	145	N	East Carolina	88 57		
12	A	Kentucky	73 62									158	A	Alabama	66 46		
12	H	Kentucky	78 68									175	A	Ole Miss	66 45		
12	N	Kentucky	93 63									175	H	Ole Miss	81 62		
19	A	Texas A&M	70 63									204	H	Hampton	86 48		
19	H	Texas A&M	59 58									212	N	CSU Bakersfield	90 71		
21	A	Mississippi St.	57 51									256	A	Clemson	67 41		
21	N	Mississippi St.	66 52									312	H	UNCG	92 44		
25	H	Florida	86 71									327	H	Winthrop	86 37		
LAST 12 Division I GAMES:																	
		21 N Mississippi St.	66 52			37 H Georgia	61 51										
		12 N Kentucky	93 63			27 A Tennessee	62 56										
		59 N Auburn	57 48			25 H Florida	86 71										
		120 H LSU	75 39			3 H UConn	54 66										
		175 A Ole Miss	66 45			12 H Kentucky	78 68										
		158 A Alabama	66 46			19 A Texas A&M	70 63										

Non-Div I Games:

South Carolina

Loss, Non-Conf, S Site, H Home A Away N Neutral



Average RPI Win:	311	WON-LOST	WINNING	LAST 10	STRENGTH OF	OPP. STRENGTH	TEAM	ADJ.	CONF.	ADJ CONF.
Average RPI Loss:	228	RECORD	PCT. RANK	GAMES	SCHEDULE	OF SCHEDULE	RPI	RPI	RPI	RPI
DIV. I ONLY	10- 15	231	4- 6	346	339	303	303	32	32	
DIV. I NON-CONF.	2- 6	272	0- 0	306	267	290	290	30	30	
TOTALS	RPI 1-25	RPI 26-50	W-L RECORDS	RPI 51-100	RPI 101-150	RPI 150+				
10- 15	0- 0	0- 0	OVERALL	0- 1	0- 0	10- 14				
5- 4	0- 0	0- 0	HOME	0- 0	0- 0	5- 4				
4- 10	0- 0	0- 0	AWAY	0- 0	0- 0	4- 10				
1- 1	0- 0	0- 0	NEUTRAL	0- 1	0- 0	1- 0				
2- 6	0- 0	0- 0	NON-CONFERENCE	0- 1	0- 0	2- 5				
1- 0	0- 0	0- 0	HOME	0- 0	0- 0	1- 0				
1- 5	0- 0	0- 0	AWAY	0- 0	0- 0	1- 5				
0- 1	0- 0	0- 0	NEUTRAL	0- 1	0- 0	0- 0				
8- 9	0- 0	0- 0	CONFERENCE	0- 0	0- 0	8- 9				
4- 4	0- 0	0- 0	HOME	0- 0	0- 0	4- 4				
3- 5	0- 0	0- 0	AWAY	0- 0	0- 0	3- 5				
1- 0	0- 0	0- 0	NEUTRAL	0- 0	0- 0	1- 0				

RPI S	Opponent	Score	RPI S	Opponent	Score	RPI S	Opponent	Score	RPI S	Opponent	Score	Team's RPI: 303
						97 N	Central Ark.	38 51	152 A	Jacksonville	47 79	
									164 A	UAB	38 71	
									189 A	Davidson	51 63	
									204 A	Hampton	50 63	
									215 A	Furman	46 59	
									218 H	N.C. A&T	54 57	
									242 A	Bethune-Cookman	50 65	
									242 H	Bethune-Cookman	46 64	
									245 H	Coppin St.	67 63	
									253 H	Morgan St.	56 62	
									256 A	Clemson	54 63	
									281 A	UMES	55 61	
									281 H	UMES	56 63	
									288 A	Florida A&M	68 62	
									299 A	Savannah St.	39 62	
									299 H	Savannah St.	56 43	
									299 N	Savannah St.	61 53	
									308 H	Wofford	60 47	
									322 A	Delaware St.	61 79	
									322 H	Delaware St.	61 48	
									326 A	North Florida	53 48	
									328 A	Howard	65 63	
									347 A	Norfolk St.	60 52	
									348 H	N.C. Central	58 51	
LAST 12 Division I GAMES:												
			299 N	Savannah St.	61 53		253 H	Morgan St.	56 62			
			242 H	Bethune-Cookman	46 64		245 H	Coppin St.	67 63			
			299 A	Savannah St.	39 62		322 A	Delaware St.	61 79			
			328 A	Howard	65 63		204 A	Hampton	50 63			
			281 A	UMES	55 61		347 A	Norfolk St.	60 52			
			299 H	Savannah St.	56 43		281 H	UMES	56 63			

Non-Div I Games: Morris 90 39 Southern Wesleyan 75 52

South Carolina St.

Loss, Non-Conf, S Site, H Home A Away N Neutral

Average RPI Win:	208	WON-LOST	WINNING	LAST 10	STRENGTH OF	OPP. STRENGTH	TEAM	ADJ.	CONF.	ADJ CONF.
Average RPI Loss:	76	RECORD	PCT. RANK	GAMES	SCHEDULE	OF SCHEDULE	RPI	RPI	RPI	RPI
DIV. I ONLY	25- 6	26	9- 1	216	126	61	61	18	18	
DIV. I NON-CONF.	8- 4	99	0- 0	184	15	87	87	18	18	
TOTALS	RPI 1-25	RPI 26-50	W-L RECORDS	RPI 51-100	RPI 101-150	RPI 150+				
25- 6	0- 0	0- 2	OVERALL	5- 3	4- 1	16- 0				
11- 1	0- 0	0- 1	HOME	3- 0	2- 0	6- 0				
11- 4	0- 0	0- 1	AWAY	2- 2	1- 1	8- 0				
3- 1	0- 0	0- 0	NEUTRAL	0- 1	1- 0	2- 0				
8- 4	0- 0	0- 2	NON-CONFERENCE	3- 2	0- 0	5- 0				
3- 1	0- 0	0- 1	HOME	2- 0	0- 0	1- 0				
4- 3	0- 0	0- 1	AWAY	1- 2	0- 0	3- 0				
1- 0	0- 0	0- 0	NEUTRAL	0- 0	0- 0	1- 0				
17- 2	0- 0	0- 0	CONFERENCE	2- 1	4- 1	11- 0				
8- 0	0- 0	0- 0	HOME	1- 0	2- 0	5- 0				
7- 1	0- 0	0- 0	AWAY	1- 0	1- 1	5- 0				
2- 1	0- 0	0- 0	NEUTRAL	0- 1	1- 0	1- 0				

RPI 1-25			RPI 26-50			RPI 51-100			Team's RPI: 61			RPI 101+			
RPI	S	Opponent	Score	RPI	S	Opponent	Score	RPI	S	Opponent	Score	RPI	S	Opponent	Score
33	H	Washington	64 77	51	A	South Dakota St.	63 58	124	A	IUPUI	74 63				
50	A	Kansas St.	81 84	51	H	South Dakota St.	80 75	124	H	IUPUI	65 59				
				51	N	South Dakota St.	55 61	139	A	Oral Roberts	56 60				
				88	A	Utah	59 66	139	H	Oral Roberts	71 48				
				92	A	North Dakota	73 70	139	N	Oral Roberts	78 61				
				95	A	UNI	43 64	174	A	Fla. Atlantic	76 53				
				98	H	Drake	92 87	178	A	Illinois	85 76				
				100	H	Marquette	97 69	201	A	San Jose St.	87 77				
								238	A	Omaha	70 55				
								238	H	Omaha	82 76				
								239	A	Western Ill.	102 77				
								239	H	Western Ill.	86 50				
								262	N	Appalachian St.	87 60				
								301	A	Denver	79 33				
								301	H	Denver	85 60				
								301	N	Denver	73 54				
								315	A	IPFW	90 63				
								315	H	IPFW	92 60				
								321	H	Portland St.	103 61				
								325	A	North Dakota St.	96 94				
								325	H	North Dakota St.	80 54				
LAST 12 Division I GAMES:															
				51	N	South Dakota St.	55 61	239	H	Western Ill.	86 50				
				139	N	Oral Roberts	78 61	139	H	Oral Roberts	71 48				
				301	N	Denver	73 54	238	A	Omaha	70 55				
				124	A	IUPUI	74 63	301	A	Denver	79 33				
				315	A	IPFW	90 63	325	H	North Dakota St.	80 54				
				51	H	South Dakota St.	80 75	239	A	Western Ill.	102 77				

Non-Div I Games: Dakota Wesleyan 94 54

South Dakota

Average RPI Win:	209	WON-LOST	WINNING	LAST 10	STRENGTH OF	OPP. STRENGTH	TEAM	ADJ.	CONF.	ADJ CONF.
Average RPI Loss:	47	RECORD	PCT. RANK	GAMES	SCHEDULE	OF SCHEDULE	RPI	RPI	RPI	RPI
DIV. I ONLY	26- 6	24	8- 2	146	135	51	51	18	18	
DIV. I NON-CONF.	10- 3	61	0- 0	47	13	29	29	18	18	
TOTALS	RPI 1-25	RPI 26-50	W-L RECORDS	RPI 51-100	RPI 101-150	RPI 150+				
26- 6	0- 3	1- 0	OVERALL	2- 2	6- 1	17- 0				
13- 2	0- 1	1- 0	HOME	1- 1	3- 0	8- 0				
8- 3	0- 1	0- 0	AWAY	0- 1	2- 1	6- 0				
5- 1	0- 1	0- 0	NEUTRAL	1- 0	1- 0	3- 0				
10- 3	0- 3	1- 0	NON-CONFERENCE	1- 0	3- 0	5- 0				
6- 1	0- 1	1- 0	HOME	1- 0	1- 0	3- 0				
2- 1	0- 1	0- 0	AWAY	0- 0	1- 0	1- 0				
2- 1	0- 1	0- 0	NEUTRAL	0- 0	1- 0	1- 0				
16- 3	0- 0	0- 0	CONFERENCE	1- 2	3- 1	12- 0				
7- 1	0- 0	0- 0	HOME	0- 1	2- 0	5- 0				
6- 2	0- 0	0- 0	AWAY	0- 1	1- 1	5- 0				
3- 0	0- 0	0- 0	NEUTRAL	1- 0	0- 0	2- 0				

RPI 1-25				RPI 26-50				RPI 51-100				Team's RPI: 51	RPI 101+			
RPI	S	Opponent	Score	RPI	S	Opponent	Score	RPI	S	Opponent	Score		RPI	S	Opponent	Score
1	H	Notre Dame	64 75	29	H	DePaul	88 79	61	A	South Dakota	75 80		114	A	Creighton	53 51
8	N	Maryland	55 62					61	H	South Dakota	58 63		124	A	IUPUI	60 63
24	A	Green Bay	57 58					61	N	South Dakota	61 55		124	H	IUPUI	68 66
								95	H	UNI	89 86		127	N	Pittsburgh	55 54
													139	A	Oral Roberts	68 50
													139	H	Oral Roberts	60 48
													140	H	Arkansas	76 69
													151	N	Old Dominion	71 39
													160	H	Marist	77 68
													182	H	Northern Colo.	66 62
													238	A	Omaha	65 47
													238	H	Omaha	68 58
													238	N	Omaha	76 60
													239	A	Western Ill.	66 65
													239	H	Western Ill.	85 63
													258	A	Bowling Green	58 45
													301	A	Denver	76 39
													301	H	Denver	80 52
													315	A	IPFW	61 42
													315	H	IPFW	92 64
													315	N	IPFW	80 60
													321	H	Portland St.	74 65
													325	A	North Dakota St.	81 63
													325	H	North Dakota St.	81 47
LAST 12 Division I GAMES:																
				61	N	South Dakota	61 55	301	H	Denver	80 52					
				238	N	Omaha	76 60	315	H	IPFW	92 64					
				315	N	IPFW	80 60	139	H	Oral Roberts	60 48					
				239	A	Western Ill.	66 65	325	H	North Dakota St.	81 47					
				124	A	IUPUI	60 63	238	A	Omaha	65 47					
				61	A	South Dakota	75 80	139	A	Oral Roberts	68 50					

Non-Div I Games:

South Dakota St.

■ Loss, 
 ■ Non-Conf, S Site, 
 ■ Home 
 ■ Away 
 N Neutral

Average RPI Win:	152	WON-LOST	WINNING	LAST 10	STRENGTH OF	OPP. STRENGTH	TEAM	ADJ.	CONF.	ADJ CONF.
Average RPI Loss:	30	RECORD	PCT. RANK	GAMES	SCHEDULE	OF SCHEDULE	RPI	RPI	RPI	RPI
DIV. I ONLY	23- 9	59	7- 3	26	64	20	20	9	9	
DIV. I NON-CONF.	7- 4	110	0- 1	6	6	21	21	7	7	
TOTALS	RPI 1-25	RPI 26-50	W-L RECORDS	RPI 51-100	RPI 101-150	RPI 150+				
23- 9	0- 6	2- 1	OVERALL	6- 1	4- 1	11- 0				
15- 1	0- 1	2- 0	HOME	4- 0	3- 0	6- 0				
6- 6	0- 1	0- 0	AWAY	1- 1	1- 0	4- 0				
2- 2	0- 2	0- 0	NEUTRAL	1- 0	0- 0	1- 0				
7- 4	0- 3	2- 1	NON-CONFERENCE	2- 0	1- 0	2- 0				
7- 0	0- 0	2- 0	HOME	2- 0	1- 0	2- 0				
0- 3	0- 2	0- 1	AWAY	0- 0	0- 0	0- 0				
0- 1	0- 1	0- 0	NEUTRAL	0- 0	0- 0	0- 0				
16- 5	0- 3	0- 0	CONFERENCE	4- 1	3- 1	9- 0				
8- 1	0- 1	0- 0	HOME	2- 0	2- 0	4- 0				
6- 3	0- 1	0- 0	AWAY	1- 1	1- 1	4- 0				
2- 1	0- 1	0- 0	NEUTRAL	1- 0	0- 0	1- 0				

RPI	S	Opponent	Score	RPI	S	Opponent	Score	RPI	S	Opponent	Score	RPI	S	Opponent	Score
2	A	Baylor	63 66	32	H	Oklahoma St.	68 46	72	A	Temple	66 68	110	A	Memphis	87 88
3	A	UConn	59 79	40	H	Chattanooga	61 33	72	H	Temple	76 62	110	H	Memphis	97 82
3	H	UConn	59 75	42	A	St. John's (NY)	70 74	72	N	Temple	64 46	134	H	Penn St.	101 79
3	N	UConn	51 77					74	A	Tulane	71 67	145	A	East Carolina	61 59
14	A	Louisville	50 67					74	H	Tulane	77 65	145	H	East Carolina	75 54
21	N	Mississippi St.	58 68					80	H	Drexel	73 58	152	H	Jacksonville	74 52
								93	H	Harvard	86 59	180	H	Butler	87 77
												192	A	Tulsa	72 66
												194	A	SMU	66 48
												194	H	SMU	83 56
												194	N	SMU	73 60
												240	A	Cincinnati	78 51
												240	H	Cincinnati	82 49
												277	A	UCF	88 49
												277	H	UCF	108 63
												285	H	Houston	73 49
LAST 12 Division I GAMES:															
		3 N UConn	51 77			110 H Memphis	97 82								
		72 N Temple	64 46			14 A Louisville	50 67								
		194 N SMU	73 60			240 A Cincinnati	78 51								
		3 A UConn	59 79			74 H Tulane	77 65								
		72 H Temple	76 62			72 A Temple	66 68								
		192 A Tulsa	72 66			240 H Cincinnati	82 49								

Non-Div I Games:

South Fla.

Average RPI Win:	277	WON-LOST	WINNING	LAST 10	STRENGTH OF	OPP. STRENGTH	TEAM	ADJ.	CONF.	ADJ CONF.
Average RPI Loss:	152	RECORD	PCT. RANK	GAMES	SCHEDULE	OF SCHEDULE	RPI	RPI	RPI	RPI
DIV. I ONLY	13- 15	195	3- 7	271	288	228	228	24	24	
DIV. I NON-CONF.	5- 6	180	0- 1	164	328	171	171	24	24	
TOTALS	RPI 1-25	RPI 26-50	W-L RECORDS	RPI 51-100	RPI 101-150	RPI 150+				
13- 15	0- 0	0- 1	OVERALL	1- 3	0- 6	12- 5				
7- 4	0- 0	0- 0	HOME	1- 1	0- 3	6- 0				
6- 8	0- 0	0- 1	AWAY	0- 1	0- 2	6- 4				
0- 3	0- 0	0- 0	NEUTRAL	0- 1	0- 1	0- 1				
5- 6	0- 0	0- 1	NON-CONFERENCE	0- 3	0- 1	5- 1				
1- 2	0- 0	0- 0	HOME	0- 1	0- 1	1- 0				
4- 2	0- 0	0- 1	AWAY	0- 1	0- 0	4- 0				
0- 2	0- 0	0- 0	NEUTRAL	0- 1	0- 0	0- 1				
8- 9	0- 0	0- 0	CONFERENCE	1- 0	0- 5	7- 4				
6- 2	0- 0	0- 0	HOME	1- 0	0- 2	5- 0				
2- 6	0- 0	0- 0	AWAY	0- 0	0- 2	2- 4				
0- 1	0- 0	0- 0	NEUTRAL	0- 0	0- 1	0- 0				

RPI 1-25	RPI 26-50	RPI 51-100	RPI 101+	Team's RPI: 228
RPI S Opponent Score	RPI S Opponent Score	RPI S Opponent Score	RPI S Opponent Score	
	44 A Missouri 32 74	53 A Saint Louis 52 67	105 A UT Martin 65 95	
		58 N UC Riverside 67 85	105 H UT Martin 74 84	
		78 H Belmont 81 74	136 H Southern Ill. 72 87	
		97 H Central Ark. 54 63	146 A SIUE 73 80	
			146 H SIUE 75 89	
			146 N SIUE 76 80	
			177 A Eastern Ky. 55 56	
			193 N Idaho St. 64 65	
			239 A Western Ill. 89 84	
			257 H Tennessee St. 75 65	
			263 A Murray St. 61 80	
			263 H Murray St. 96 59	
			269 A Austin Peay 71 74	
			269 H Austin Peay 71 69	
			279 A Tennessee Tech 60 57	
			291 A Wichita St. 66 62	
			297 H Jacksonville St. 61 47	
			302 H UMKC 78 65	
			307 A Morehead St. 89 79	
			333 A Lipscomb 84 69	
			340 A Eastern Ill. 59 64	
			340 H Eastern Ill. 82 52	
			346 A Alabama A&M 69 58	
LAST 12 Division I GAMES:				
	146 N SIUE 76 80	105 A UT Martin 65 95		
	58 N UC Riverside 67 85	340 A Eastern Ill. 59 64		
	269 A Austin Peay 71 74	263 H Murray St. 96 59		
	146 H SIUE 75 89	269 H Austin Peay 71 69		
	340 H Eastern Ill. 82 52	105 H UT Martin 74 84		
	263 A Murray St. 61 80	146 A SIUE 73 80		

Non-Div I Games: Harris-Stowe 78 66 William Woods 94 58

Southeast Mo. St.

Loss, Non-Conf, S Site, H Home A Away N Neutral

Average RPI Win:	270	WON-LOST	WINNING	LAST 10	STRENGTH OF	OPP. STRENGTH	TEAM	ADJ.	CONF.	ADJ CONF.
Average RPI Loss:	176	RECORD	PCT. RANK	GAMES	SCHEDULE	OF SCHEDULE	RPI	RPI	RPI	RPI
DIV. I ONLY	4- 25	331	1- 9	162	275	318	318	25	25	
DIV. I NON-CONF.	1- 10	330	0- 0	134	185	280	280	26	26	
TOTALS	RPI 1-25	RPI 26-50	W-L RECORDS	RPI 51-100	RPI 101-150	RPI 150+				
4- 25	0- 1	0- 0	OVERALL	0- 6	0- 8	4- 10				
3- 10	0- 0	0- 0	HOME	0- 3	0- 3	3- 4				
1- 15	0- 1	0- 0	AWAY	0- 3	0- 5	1- 6				
0- 0	0- 0	0- 0	NEUTRAL	0- 0	0- 0	0- 0				
1- 10	0- 1	0- 0	NON-CONFERENCE	0- 2	0- 4	1- 3				
0- 4	0- 0	0- 0	HOME	0- 1	0- 1	0- 2				
1- 6	0- 1	0- 0	AWAY	0- 1	0- 3	1- 1				
0- 0	0- 0	0- 0	NEUTRAL	0- 0	0- 0	0- 0				
3- 15	0- 0	0- 0	CONFERENCE	0- 4	0- 4	3- 7				
3- 6	0- 0	0- 0	HOME	0- 2	0- 2	3- 2				
0- 9	0- 0	0- 0	AWAY	0- 2	0- 2	0- 5				
0- 0	0- 0	0- 0	NEUTRAL	0- 0	0- 0	0- 0				

RPI	S	Opponent	Score	RPI	S	Opponent	Score	RPI	S	Opponent	Score	RPI	S	Opponent	Score	Team's RPI: 318
21	A	Mississippi St.	41 81					59	H	Auburn	68 80	103	A	Wright St.	72 106	
								73	A	Georgia Tech	49 102	117	A	Northwestern St.	62 82	
								79	A	Abilene Christian	70 72	117	H	Northwestern St.	58 73	
								79	H	Abilene Christian	72 88	137	A	Texas Tech	51 113	
								97	A	Central Ark.	58 80	140	A	Arkansas	53 97	
								97	H	Central Ark.	60 64	141	H	Troy	90 100	
												144	A	McNeese St.	79 96	
												144	H	McNeese St.	74 83	
												169	A	Xavier	27 67	
												199	H	SFA	65 56	
												237	A	Sam Houston St.	56 80	
												248	A	Houston Baptist	56 64	
												273	H	La.-Monroe	84 88	
												287	H	Lamar	73 66	
												288	A	Florida A&M	62 57	
												306	A	Nicholls St.	52 70	
												306	H	Nicholls St.	78 68	
												309	H	Jackson St.	72 79	
												313	A	A&M-Corpus Christi	67 69	
												330	H	Incarinate Word	66 70	
												331	A	New Orleans	55 57	
												331	H	New Orleans	51 62	
LAST 12 Division I GAMES:																
306	A	Nicholls St.	52 70	306	H	Nicholls St.	78 68									
331	A	New Orleans	55 57	144	H	McNeese St.	74 83									
97	H	Central Ark.	60 64	79	H	Abilene Christian	72 88									
117	H	Northwestern St.	58 73	97	A	Central Ark.	58 80									
79	A	Abilene Christian	70 72	117	A	Northwestern St.	62 82									
331	H	New Orleans	51 62	144	A	McNeese St.	79 96									

Non-Div I Games:

Southeastern La.

■ Loss, 
 ■ Non-Conf, S Site, 
 ■ Home 
 ■ Away 
 N Neutral

## Southern California

Through Games Of March 8, 2016

Average RPI Win:	135	WON-LOST	WINNING	LAST 10	STRENGTH OF	OPP. STRENGTH	TEAM	ADJ.	CONF.	ADJ CONF.
Average RPI Loss:	48	RECORD	PCT. RANK	GAMES	SCHEDULE	OF SCHEDULE	RPI	RPI	RPI	RPI
DIV. I ONLY	18- 13	130	3- 7	9	54	55	55	1	1	
DIV. I NON-CONF.	11- 0	1	0- 0	50	323	5	5	1	1	
TOTALS	RPI 1-25	RPI 26-50	W-L RECORDS	RPI 51-100	RPI 101-150	RPI 150+				
18- 13	2- 7	1- 2	OVERALL	6- 2	4- 1	5- 1				
11- 5	1- 3	1- 1	HOME	4- 0	1- 1	4- 0				
3- 7	0- 3	0- 1	AWAY	1- 2	2- 0	0- 1				
4- 1	1- 1	0- 0	NEUTRAL	1- 0	1- 0	1- 0				
11- 0	1- 0	1- 0	NON-CONFERENCE	1- 0	3- 0	5- 0				
7- 0	0- 0	1- 0	HOME	1- 0	1- 0	4- 0				
1- 0	0- 0	0- 0	AWAY	0- 0	1- 0	0- 0				
3- 0	1- 0	0- 0	NEUTRAL	0- 0	1- 0	1- 0				
7- 13	1- 7	0- 2	CONFERENCE	5- 2	1- 1	0- 1				
4- 5	1- 3	0- 1	HOME	3- 0	0- 1	0- 0				
2- 7	0- 3	0- 1	AWAY	1- 2	1- 0	0- 1				
1- 1	0- 1	0- 0	NEUTRAL	1- 0	0- 0	0- 0				

RPI	S	Opponent	Score	RPI	S	Opponent	Score	RPI	S	Opponent	Score	RPI	S	Opponent	Score
5	A	Oregon St.	52 76	33	A	Washington	60 69	62	H	Santa Clara	81 46	101	N	Iona	76 56
5	H	Oregon St.	49 57	33	H	Washington	53 61	84	A	Oregon	60 69	113	A	Gonzaga	60 56
5	N	Oregon St.	53 63	48	H	Albany (NY)	68 67	84	H	Oregon	74 67	122	A	Arizona	67 57
9	A	UCLA	73 78					85	H	California	61 47	122	H	Arizona	56 63
9	H	UCLA	71 68					88	A	Utah	70 59	126	H	Long Beach St.	69 43
10	H	Stanford	47 57					96	A	Washington St.	61 73	191	H	UNLV	73 42
11	A	Arizona St.	68 69					96	H	Washington St.	64 62	202	A	Colorado	63 66
11	H	Arizona St.	45 50					96	N	Washington St.	77 73	231	N	Grand Canyon	75 44
22	N	West Virginia	78 67									288	H	Florida A&M	88 45
												334	H	Southern Utah	71 32
												336	H	UC Irvine	75 56
LAST 12 Division I GAMES:															
		5 N Oregon St.	53 63			96 H Washington St.	64 62								
		96 N Washington St.	77 73			33 H Washington	53 61								
		122 H Arizona	56 63			11 A Arizona St.	68 69								
		11 H Arizona St.	45 50			122 A Arizona	67 57								
		84 A Oregon	60 69			202 A Colorado	63 66								
		5 A Oregon St.	52 76			88 A Utah	70 59								

Non-Div I Games: Hope Int'l 92 43

Southern California

Loss, Non-Conf, S Site, H Home A Away N Neutral

Average RPI Win: <b>236</b>	WON-LOST	WINNING	LAST 10	STRENGTH OF	OPP. STRENGTH	TEAM	ADJ.	CONF.	ADJ CONF.
Average RPI Loss: <b>134</b>	RECORD	PCT. RANK	GAMES	SCHEDULE	OF SCHEDULE	RPI	RPI	RPI	RPI
DIV. I ONLY	<b>19- 11</b>	<b>94</b>	<b>7- 3</b>	<b>223</b>	<b>228</b>	<b>136</b>	<b>136</b>	<b>21</b>	<b>21</b>
DIV. I NON-CONF.	<b>7- 5</b>	<b>135</b>	<b>1- 0</b>	<b>135</b>	<b>237</b>	<b>125</b>	<b>125</b>	<b>17</b>	<b>17</b>
TOTALS	RPI 1-25	RPI 26-50	W-L RECORDS	RPI 51-100	RPI 101-150	RPI 150+			
19- 11	0- 0	0- 1	OVERALL	3- 3	2- 3	14- 4			
10- 5	0- 0	0- 0	HOME	1- 2	1- 2	8- 1			
9- 6	0- 0	0- 1	AWAY	2- 1	1- 1	6- 3			
0- 0	0- 0	0- 0	NEUTRAL	0- 0	0- 0	0- 0			
7- 5	0- 0	0- 1	NON-CONFERENCE	0- 0	2- 3	5- 1			
4- 2	0- 0	0- 0	HOME	0- 0	1- 2	3- 0			
3- 3	0- 0	0- 1	AWAY	0- 0	1- 1	2- 1			
0- 0	0- 0	0- 0	NEUTRAL	0- 0	0- 0	0- 0			
12- 6	0- 0	0- 0	CONFERENCE	3- 3	0- 0	9- 3			
6- 3	0- 0	0- 0	HOME	1- 2	0- 0	5- 1			
6- 3	0- 0	0- 0	AWAY	2- 1	0- 0	4- 2			
0- 0	0- 0	0- 0	NEUTRAL	0- 0	0- 0	0- 0			

RPI S	Opponent	Score	RPI S	Opponent	Score	RPI S	Opponent	Score	RPI S	Opponent	Score	Team's RPI: 136
29	A DePaul	61 <b>105</b>	91	A Missouri St.	77 <b>82</b>	105	H UT Martin	63 <b>70</b>				
			91	H Missouri St.	69 61	110	A Memphis	58 <b>61</b>				
			95	A UNI	65 60	112	A Mercer	55 52				
			95	H UNI	64 <b>73</b>	132	H Marshall	55 <b>61</b>				
			98	A Drake	77 67	146	H SIUE	71 57				
			98	H Drake	64 <b>71</b>	173	A Loyola Chicago	59 <b>83</b>				
						173	H Loyola Chicago	68 <b>69</b>				
						178	A Illinois	64 <b>78</b>				
						226	A Indiana St.	62 58				
						226	H Indiana St.	76 64				
						228	A Southeast Mo. St.	87 72				
						229	H Siena	73 54				
						257	H Tennessee St.	79 70				
						263	A Murray St.	70 57				
						291	A Wichita St.	48 <b>57</b>				
						291	H Wichita St.	80 66				
						305	A Bradley	65 51				
						305	H Bradley	75 49				
						307	H Morehead St.	102 69				
						316	A Illinois St.	68 55				
						316	H Illinois St.	76 71				
						332	A Evansville	66 63				
						332	H Evansville	74 56				
LAST 12 Division I GAMES:												
257	H Tennessee St.	79 70	91	H Missouri St.	69 61							
98	H Drake	64 <b>71</b>	332	A Evansville	66 63							
95	H UNI	64 <b>73</b>	305	A Bradley	65 51							
226	A Indiana St.	62 58	173	A Loyola Chicago	59 <b>83</b>							
316	A Illinois St.	68 55	316	H Illinois St.	76 71							
291	H Wichita St.	80 66	226	H Indiana St.	76 64							

Non-Div I Games:

Southern Ill.



Average RPI Win:	228	WON-LOST	WINNING	LAST 10	STRENGTH OF	OPP. STRENGTH	TEAM	ADJ.	CONF.	ADJ CONF.
Average RPI Loss:	105	RECORD	PCT. RANK	GAMES	SCHEDULE	OF SCHEDULE	RPI	RPI	RPI	RPI
DIV. I ONLY	13- 15	195	3- 7	130	116	170	170	12	12	
DIV. I NON-CONF.	6- 4	125	1- 1	99	113	104	104	10	10	
TOTALS	RPI 1-25	RPI 26-50	W-L RECORDS	RPI 51-100	RPI 101-150	RPI 150+				
13- 15	0- 2	0- 4	OVERALL	0- 2	1- 1	12- 6				
11- 3	0- 0	0- 2	HOME	0- 0	1- 1	10- 0				
2- 11	0- 2	0- 2	AWAY	0- 2	0- 0	2- 5				
0- 1	0- 0	0- 0	NEUTRAL	0- 0	0- 0	0- 1				
6- 4	0- 2	0- 1	NON-CONFERENCE	0- 0	1- 0	5- 1				
5- 0	0- 0	0- 0	HOME	0- 0	1- 0	4- 0				
1- 3	0- 2	0- 1	AWAY	0- 0	0- 0	1- 0				
0- 1	0- 0	0- 0	NEUTRAL	0- 0	0- 0	0- 1				
7- 11	0- 0	0- 3	CONFERENCE	0- 2	0- 1	7- 5				
6- 3	0- 0	0- 2	HOME	0- 0	0- 1	6- 0				
1- 8	0- 0	0- 1	AWAY	0- 2	0- 0	1- 5				
0- 0	0- 0	0- 0	NEUTRAL	0- 0	0- 0	0- 0				

RPI 1-25				RPI 26-50				RPI 51-100				RPI 101+ Team's RPI: 170			
RPI	S	Opponent	Score	RPI	S	Opponent	Score	RPI	S	Opponent	Score	RPI	S	Opponent	Score
2	A	Baylor	42 97	30	A	UTEP	64 72	66	A	Middle Tenn.	44 74	111	H	Samford	56 48
21	A	Mississippi St.	65 78	30	H	UTEP	54 57	77	A	Charlotte	59 80	132	H	Marshall	53 63
				35	H	Western Ky.	53 54					151	A	Old Dominion	45 53
				40	A	Chattanooga	48 53					153	N	North Carolina	62 69
												164	A	UAB	49 53
												174	H	Fla. Atlantic	89 80
												175	H	Ole Miss	57 38
												184	A	Louisiana Tech	37 72
												184	H	Louisiana Tech	69 59
												187	H	South Ala.	71 51
												225	A	North Texas	55 57
												225	H	North Texas	57 38
												233	A	Rice	59 49
												233	H	Rice	68 62
												247	H	Alabama St.	65 44
												264	A	UTSA	41 47
												264	H	UTSA	65 53
												279	A	Tennessee Tech	69 57
												304	H	FIU	82 55
												349	H	Mississippi Val.	71 55
LAST 12 Division I GAMES:															
111	H	Samford	56 48	264	H	UTSA	65 53								
40	A	Chattanooga	48 53	30	H	UTEP	54 57								
132	H	Marshall	53 63	66	A	Middle Tenn.	44 74								
35	H	Western Ky.	53 54	164	A	UAB	49 53								
225	A	North Texas	55 57	233	H	Rice	68 62								
233	A	Rice	59 49	225	H	North Texas	57 38								

Non-Div I Games: William Carey 75 34

Southern Miss.

■ Loss, 
 ■ Non-Conf, S Site, 
 ■ Home 
 ■ Away 
 N Neutral

Average RPI Win:	292	WON-LOST	WINNING	LAST 10	STRENGTH OF	OPP. STRENGTH	TEAM	ADJ.	CONF.	ADJ CONF.
Average RPI Loss:	133	RECORD	PCT. RANK	GAMES	SCHEDULE	OF SCHEDULE	RPI	RPI	RPI	RPI
DIV. I ONLY	15- 10	113	8- 2	270	323	154	154	31	31	
DIV. I NON-CONF.	1- 6	311	0- 0	21	4	191	191	31	31	
TOTALS	RPI 1-25	RPI 26-50	W-L RECORDS	RPI 51-100	RPI 101-150	RPI 150+				
15- 10	0- 2	0- 1	OVERALL	0- 2	0- 1	15- 4				
9- 1	0- 0	0- 0	HOME	0- 0	0- 0	9- 1				
6- 9	0- 1	0- 1	AWAY	0- 2	0- 1	6- 3				
0- 0	0- 0	0- 0	NEUTRAL	0- 0	0- 0	0- 0				
1- 6	0- 2	0- 1	NON-CONFERENCE	0- 2	0- 1	1- 0				
1- 0	0- 0	0- 0	HOME	0- 0	0- 0	1- 0				
0- 6	0- 2	0- 1	AWAY	0- 2	0- 1	0- 0				
0- 0	0- 0	0- 0	NEUTRAL	0- 0	0- 0	0- 0				
14- 4	0- 0	0- 0	CONFERENCE	0- 0	0- 0	14- 4				
8- 1	0- 0	0- 0	HOME	0- 0	0- 0	8- 1				
6- 3	0- 0	0- 0	AWAY	0- 0	0- 0	6- 3				
0- 0	0- 0	0- 0	NEUTRAL	0- 0	0- 0	0- 0				

RPI 1-25				RPI 26-50				RPI 51-100				RPI 101+ Team's RPI: 154			
RPI	S	Opponent	Score	RPI	S	Opponent	Score	RPI	S	Opponent	Score	RPI	S	Opponent	Score
8	A	Maryland	61 94	50	A	Kansas St.	47 59	74	A	Tulane	48 77	129	A	Iowa St.	46 86
19	A	Texas A&M	47 88					94	A	Nebraska	38 89	181	A	Grambling	52 65
												181	H	Grambling	80 68
												187	H	South Ala.	50 45
												235	A	Texas Southern	45 59
												235	H	Texas Southern	56 55
												247	A	Alabama St.	57 55
												247	H	Alabama St.	59 60
												275	A	Prairie View	65 55
												275	H	Prairie View	72 45
												296	A	Alcorn	74 85
												296	H	Alcorn	66 57
												309	A	Jackson St.	66 57
												309	H	Jackson St.	84 57
												337	A	Ark.-Pine Bluff	78 61
												337	H	Ark.-Pine Bluff	74 70
												346	A	Alabama A&M	68 62
												346	H	Alabama A&M	77 38
												349	A	Mississippi Val.	99 36
												349	H	Mississippi Val.	78 26
LAST 12 Division I GAMES:															
275	H	Prairie View	72 45	337	H	Ark.-Pine Bluff	74 70								
235	H	Texas Southern	56 55	309	A	Jackson St.	66 57								
296	A	Alcorn	74 85	181	A	Grambling	52 65								
346	A	Alabama A&M	68 62	296	H	Alcorn	66 57								
247	A	Alabama St.	57 55	346	H	Alabama A&M	77 38								
349	H	Mississippi Val.	78 26	247	H	Alabama St.	59 60								

Non-Div I Games:      Tougaloo                      81   48                      Spring Hill                      65   46

Southern U.

Loss, Non-Conf, S Site, H Home A Away N Neutral

## Southern Utah

Through Games Of March 8, 2016

Average RPI Win:	318	WON-LOST	WINNING	LAST 10	STRENGTH OF	OPP. STRENGTH	TEAM	ADJ.	CONF.	ADJ CONF.
Average RPI Loss:	173	RECORD	PCT. RANK	GAMES	SCHEDULE	OF SCHEDULE	RPI	RPI	RPI	RPI
DIV. I ONLY	4- 25	331	2- 8	209	283	334	334	20	20	
DIV. I NON-CONF.	2- 8	290	0- 0	277	289	326	326	23	23	
TOTALS	RPI 1-25	RPI 26-50	W-L RECORDS	RPI 51-100	RPI 101-150	RPI 150+				
4- 25	0- 0	0- 0	OVERALL	0- 2	0- 6	4- 17				
4- 8	0- 0	0- 0	HOME	0- 0	0- 2	4- 6				
0- 15	0- 0	0- 0	AWAY	0- 2	0- 4	0- 9				
0- 2	0- 0	0- 0	NEUTRAL	0- 0	0- 0	0- 2				
2- 8	0- 0	0- 0	NON-CONFERENCE	0- 1	0- 2	2- 5				
2- 1	0- 0	0- 0	HOME	0- 0	0- 0	2- 1				
0- 6	0- 0	0- 0	AWAY	0- 1	0- 2	0- 3				
0- 1	0- 0	0- 0	NEUTRAL	0- 0	0- 0	0- 1				
2- 17	0- 0	0- 0	CONFERENCE	0- 1	0- 4	2- 12				
2- 7	0- 0	0- 0	HOME	0- 0	0- 2	2- 5				
0- 9	0- 0	0- 0	AWAY	0- 1	0- 2	0- 6				
0- 1	0- 0	0- 0	NEUTRAL	0- 0	0- 0	0- 1				

RPI S	Opponent	Score	RPI S	Opponent	Score	RPI S	Opponent	Score	RPI S	Opponent	Score	Team's RPI: 334
						55	A Southern California	32 71	107	A TCU	47 76	
						92	A North Dakota	56 68	108	A New Mexico St.	60 74	
									135	A Idaho	48 93	
									135	H Idaho	51 62	
									150	A Montana St.	59 86	
									150	H Montana St.	66 87	
									163	A Montana	60 66	
									163	H Montana	50 81	
									166	A New Mexico	48 70	
									167	H Sacramento St.	72 82	
									167	N Sacramento St.	89 102	
									179	A Eastern Wash.	53 64	
									179	H Eastern Wash.	82 85	
									182	A Northern Colo.	44 64	
									188	A Weber St.	56 75	
									188	H Weber St.	51 69	
									191	A UNLV	44 79	
									193	A Idaho St.	47 64	
									193	H Idaho St.	67 71	
									211	A Utah Valley	58 70	
									218	N N.C. A&T	65 78	
									300	H CSUN	67 65	
									310	A Northern Ariz.	48 57	
									310	H Northern Ariz.	73 68	
									321	H Portland St.	76 64	
									336	H UC Irvine	58 63	
LAST 12 Division I GAMES:												
			167	N Sacramento St.	89 102	150	H Montana St.	66 87				
			321	H Portland St.	76 64	163	H Montana	50 81				
			167	H Sacramento St.	72 82	179	A Eastern Wash.	53 64				
			310	H Northern Ariz.	73 68	135	A Idaho	48 93				
			193	A Idaho St.	47 64	188	H Weber St.	51 69				
			188	A Weber St.	56 75	193	H Idaho St.	67 71				

Non-Div I Games:

Southern Utah

■ Loss, 
 ■ Non-Conf, 
 ■ S Site, 
 ■ Home 
 ■ A Away 
 N Neutral

S  
o  
u  
t  
h  
e  
r  
n  
U  
t  
a  
h

RPI S Opponent Score  
Southern Utah

Through Games Of March 8, 2016

RPI	S	Opponent	Score
341	H	Air Force	75 56

S  
o  
u  
t  
h  
e  
r  
n  
U  
t  
a  
h

Southern Utah

## St. Bonaventure

Through Games Of March 8, 2016

Average RPI Win:	155	WON-LOST	WINNING	LAST 10	STRENGTH OF	OPP. STRENGTH	TEAM	ADJ.	CONF.	ADJ CONF.
Average RPI Loss:	93	RECORD	PCT. RANK	GAMES	SCHEDULE	OF SCHEDULE	RPI	RPI	RPI	RPI
DIV. I ONLY	23- 7	39	6- 4	85	89	36	36	7	7	
DIV. I NON-CONF.	11- 2	28	0- 0	123	91	27	27	8	8	
TOTALS	RPI 1-25	RPI 26-50	W-L RECORDS	RPI 51-100	RPI 101-150	RPI 150+				
23- 7	2- 1	1- 1	OVERALL	2- 3	6- 0	12- 2				
16- 0	2- 0	1- 0	HOME	1- 0	6- 0	6- 0				
7- 6	0- 0	0- 1	AWAY	1- 2	0- 0	6- 0				
0- 1	0- 0	0- 0	NEUTRAL	0- 1	0- 0	0- 0				
11- 2	0- 0	1- 1	NON-CONFERENCE	0- 1	5- 0	5- 0				
8- 0	0- 0	1- 0	HOME	0- 0	5- 0	2- 0				
3- 2	0- 0	0- 1	AWAY	0- 1	0- 0	3- 0				
0- 0	0- 0	0- 0	NEUTRAL	0- 0	0- 0	0- 0				
12- 5	2- 1	0- 0	CONFERENCE	2- 2	1- 0	7- 2				
8- 0	2- 0	0- 0	HOME	1- 0	1- 0	4- 0				
4- 4	0- 1	0- 0	AWAY	1- 1	0- 0	3- 2				
0- 1	0- 0	0- 0	NEUTRAL	0- 1	0- 0	0- 0				

RPI	S	Opponent	Score	RPI	S	Opponent	Score	RPI	S	Opponent	Score	RPI	S	Opponent	Score
18	A	Duquesne	62 74	29	A	DePaul	54 77	53	H	Saint Louis	80 59	102	H	Georgetown	69 54
18	H	Duquesne	60 48	34	H	James Madison	56 45	71	A	VCU	47 52	106	H	Toledo	74 63
22	H	George Washington	69 67					71	N	VCU	50 59	116	H	Saint Joseph's	65 51
								80	A	Drexel	46 58	130	H	Buffalo	59 32
								83	A	Dayton	59 54	134	H	Penn St.	70 60
												143	H	Detroit	84 73
												156	A	Stony Brook	73 68
												161	A	Fordham	68 77
												161	H	Fordham	55 41
												168	H	George Mason	70 55
												189	A	Davidson	59 47
												198	H	Richmond	66 43
												213	A	Rhode Island	69 56
												221	A	Massachusetts	60 69
												221	H	Massachusetts	66 41
												223	A	Canisius	59 47
												229	H	Siena	57 40
												280	A	La Salle	70 63
												290	H	Niagara	67 55
												293	A	Colgate	62 38
LAST 12 Division I GAMES:															
71	N	VCU	50 59	53	H	Saint Louis	80 59								
18	H	Duquesne	60 48	71	A	VCU	47 52								
161	A	Fordham	68 77	198	H	Richmond	66 43								
280	A	La Salle	70 63	116	H	Saint Joseph's	65 51								
22	H	George Washington	69 67	18	A	Duquesne	62 74								
221	A	Massachusetts	60 69	83	A	Dayton	59 54								

Non-Div I Games:

St. Bonaventure

■ Loss, 
 ■ Non-Conf, 
 ■ S Site, 
 ■ Home 
 ■ A Away 
 N Neutral

Average RPI Win:	274	WON-LOST	WINNING	LAST 10	STRENGTH OF	OPP. STRENGTH	TEAM	ADJ.	CONF.	ADJ CONF.
Average RPI Loss:	252	RECORD	PCT. RANK	GAMES	SCHEDULE	OF SCHEDULE	RPI	RPI	RPI	RPI
DIV. I ONLY	7- 22	297	3- 7	340	345	335	335	30	30	
DIV. I NON-CONF.	3- 8	258	0- 0	316	332	314	314	32	32	
TOTALS	RPI 1-25	RPI 26-50	W-L RECORDS	RPI 51-100	RPI 101-150	RPI 150+				
7- 22	0- 0	0- 0	OVERALL	0- 2	0- 1	7- 19				
2- 10	0- 0	0- 0	HOME	0- 1	0- 0	2- 9				
4- 11	0- 0	0- 0	AWAY	0- 1	0- 0	4- 10				
1- 1	0- 0	0- 0	NEUTRAL	0- 0	0- 1	1- 0				
3- 8	0- 0	0- 0	NON-CONFERENCE	0- 2	0- 1	3- 5				
1- 2	0- 0	0- 0	HOME	0- 1	0- 0	1- 1				
1- 5	0- 0	0- 0	AWAY	0- 1	0- 0	1- 4				
1- 1	0- 0	0- 0	NEUTRAL	0- 0	0- 1	1- 0				
4- 14	0- 0	0- 0	CONFERENCE	0- 0	0- 0	4- 14				
1- 8	0- 0	0- 0	HOME	0- 0	0- 0	1- 8				
3- 6	0- 0	0- 0	AWAY	0- 0	0- 0	3- 6				
0- 0	0- 0	0- 0	NEUTRAL	0- 0	0- 0	0- 0				

[illegible]

Non-Div I Games:

St. Francis Brooklyn

Loss, Non-Conf, S Site, H Home A Away N Neutral

S  
t  
.  
F  
r  
a  
n  
c  
i  
s  
B  
r  
o  
o  
k  
l  
y  
n

RPI S Opponent St. Francis Brooklyn  
Score

Through Games Of March 8, 2016

RPI	S	Opponent	Score
347	N	Norfolk St.	59 55

St. Francis Brooklyn

## St. John's (NY)

Through Games Of March 8, 2016

Average RPI Win:	148	WON-LOST	WINNING	LAST 10	STRENGTH OF	OPP. STRENGTH	TEAM	ADJ.	CONF.	ADJ CONF.
Average RPI Loss:	66	RECORD	PCT. RANK	GAMES	SCHEDULE	OF SCHEDULE	RPI	RPI	RPI	RPI
DIV. I ONLY	23- 9	59	7- 3	84	60	42	42	6	6	
DIV. I NON-CONF.	9- 2	37	0- 0	159	35	32	32	6	6	
TOTALS	RPI 1-25	RPI 26-50	W-L RECORDS	RPI 51-100	RPI 101-150	RPI 150+				
23- 9	1- 2	3- 2	OVERALL	2- 3	5- 1	12- 1				
11- 3	1- 0	1- 1	HOME	1- 1	1- 1	7- 0				
10- 6	0- 2	2- 1	AWAY	1- 2	2- 0	5- 1				
2- 0	0- 0	0- 0	NEUTRAL	0- 0	2- 0	0- 0				
9- 2	1- 2	0- 0	NON-CONFERENCE	1- 0	0- 0	7- 0				
5- 0	1- 0	0- 0	HOME	0- 0	0- 0	4- 0				
4- 2	0- 2	0- 0	AWAY	1- 0	0- 0	3- 0				
0- 0	0- 0	0- 0	NEUTRAL	0- 0	0- 0	0- 0				
14- 7	0- 0	3- 2	CONFERENCE	1- 3	5- 1	5- 1				
6- 3	0- 0	1- 1	HOME	1- 1	1- 1	3- 0				
6- 4	0- 0	2- 1	AWAY	0- 2	2- 0	2- 1				
2- 0	0- 0	0- 0	NEUTRAL	0- 0	2- 0	0- 0				

RPI 1-25				RPI 26-50				Team's RPI: 42	RPI 51-100				RPI 101+			
RPI	S	Opponent	Score	RPI	S	Opponent	Score		RPI	S	Opponent	Score	RPI	S	Opponent	Score
9	A	UCLA	58 73	29	A	DePaul	71 77		52	A	Rutgers	69 62	102	A	Georgetown	65 60
18	A	Duquesne	57 76	29	A	DePaul	75 66		56	A	Villanova	54 58	102	H	Georgetown	63 55
20	H	South Fla.	74 70	29	H	DePaul	61 71		56	H	Villanova	59 71	102	N	Georgetown	65 52
				41	A	Seton Hall	72 64		100	A	Marquette	64 67	114	A	Creighton	66 55
				41	H	Seton Hall	71 69		100	H	Marquette	81 77	114	H	Creighton	57 64
													114	N	Creighton	50 37
													157	H	Yale	69 56
													160	H	Marist	61 47
													169	A	Xavier	69 56
													169	H	Xavier	57 41
													180	A	Butler	58 62
													180	H	Butler	68 41
													196	H	Sacred Heart	67 54
													200	H	Fairfield	73 54
													220	A	Kansas	86 71
													266	A	Providence	80 61
													266	H	Providence	69 54
													277	A	UCF	70 42
													336	A	UC Irvine	85 63
LAST 12 Division I GAMES:																
114	N	Creighton	50 37	169	A	Xavier	69 56									
29	A	DePaul	75 66	102	H	Georgetown	63 55									
102	N	Georgetown	65 52	56	H	Villanova	59 71									
114	H	Creighton	57 64	41	A	Seton Hall	72 64									
266	H	Providence	69 54	29	A	DePaul	71 77									
180	A	Butler	58 62	100	A	Marquette	64 67									

Non-Div I Games:

St. John's (NY)

■ Loss, 
■ Non-Conf, 
■ S Site, 
■ Home 
■ Away 
N Neutral



## St. Mary's (CA)

Through Games Of March 8, 2016

Average RPI Win:	166	WON-LOST	WINNING	LAST 10	STRENGTH OF	OPP. STRENGTH	TEAM	ADJ.	CONF.	ADJ CONF.
Average RPI Loss:	94	RECORD	PCT. RANK	GAMES	SCHEDULE	OF SCHEDULE	RPI	RPI	RPI	RPI
DIV. I ONLY	24- 7	35	7- 3	112	95	54	54	8	8	
DIV. I NON-CONF.	9- 2	37	0- 0	161	95	69	69	9	9	
TOTALS	RPI 1-25	RPI 26-50	W-L RECORDS	RPI 51-100	RPI 101-150	RPI 150+				
24- 7	0- 2	0- 1	OVERALL	8- 2	3- 0	13- 2				
11- 4	0- 1	0- 1	HOME	3- 1	2- 0	6- 1				
11- 2	0- 1	0- 0	AWAY	4- 0	1- 0	6- 1				
2- 1	0- 0	0- 0	NEUTRAL	1- 1	0- 0	1- 0				
9- 2	0- 0	0- 1	NON-CONFERENCE	3- 0	1- 0	5- 1				
4- 2	0- 0	0- 1	HOME	1- 0	1- 0	2- 1				
4- 0	0- 0	0- 0	AWAY	1- 0	0- 0	3- 0				
1- 0	0- 0	0- 0	NEUTRAL	1- 0	0- 0	0- 0				
15- 5	0- 2	0- 0	CONFERENCE	5- 2	2- 0	8- 1				
7- 2	0- 1	0- 0	HOME	2- 1	1- 0	4- 0				
7- 2	0- 1	0- 0	AWAY	3- 0	1- 0	3- 1				
1- 1	0- 0	0- 0	NEUTRAL	0- 1	0- 0	1- 0				

RPI 1-25				RPI 26-50				RPI 51-100				RPI 101+			
RPI	S	Opponent	Score	RPI	S	Opponent	Score	RPI	S	Opponent	Score	RPI	S	Opponent	Score
16	A	BYU	59 65	44	H	Missouri	78 95	56	N	Villanova	67 60	113	A	Gonzaga	69 68
16	H	BYU	44 65					62	A	Santa Clara	78 70	113	H	Gonzaga	66 47
								62	H	Santa Clara	67 73	115	H	Fresno St.	83 81
								68	A	San Francisco	78 68	176	A	Pacific	82 73
								68	H	San Francisco	72 59	176	H	Pacific	83 75
								68	N	San Francisco	65 67	182	A	Northern Colo.	65 52
								82	A	San Diego	73 68	183	H	Cal Poly	87 83
								82	H	San Diego	68 60	186	H	UC Davis	71 78
								85	A	California	64 63	201	H	San Jose St.	91 81
								96	H	Washington St.	75 71	241	A	Loyola Marymount	91 81
												241	H	Loyola Marymount	72 57
												241	N	Loyola Marymount	85 71
												255	A	Wyoming	70 64
												267	A	Pepperdine	58 62
												267	H	Pepperdine	88 72
												289	A	Portland	78 51
												289	H	Portland	95 53
												300	A	CSUN	93 59
LAST 12 Division I GAMES:															
				68	N	San Francisco	65 67	241	A	Loyola Marymount	91 81				
				241	N	Loyola Marymount	85 71	267	A	Pepperdine	58 62				
				68	H	San Francisco	72 59	16	H	BYU	44 65				
				62	A	Santa Clara	78 70	82	H	San Diego	68 60				
				289	H	Portland	95 53	176	H	Pacific	83 75				
				113	H	Gonzaga	66 47	289	A	Portland	78 51				

Non-Div I Games:

St. Mary's (CA)

■ Loss, 
 ■ Non-Conf, 
 ■ S Site, 
 ■ Home 
 ■ Away 
 N Neutral

Average RPI Win:	98	WON-LOST	WINNING	LAST 10	STRENGTH OF	OPP. STRENGTH	TEAM	ADJ.	CONF.	ADJ CONF.
Average RPI Loss:	20	RECORD	PCT. RANK	GAMES	SCHEDULE	OF SCHEDULE	RPI	RPI	RPI	RPI
DIV. I ONLY	24- 7	35	8- 2	6	10	10	10	1	1	
DIV. I NON-CONF.	10- 2	33	0- 0	9	18	4	4	1	1	
TOTALS	RPI 1-25	RPI 26-50	W-L RECORDS	RPI 51-100	RPI 101-150	RPI 150+				
24- 7	2- 5	3- 1	OVERALL	11- 1	3- 0	5- 0				
13- 2	2- 1	3- 0	HOME	4- 1	1- 0	3- 0				
8- 4	0- 4	0- 0	AWAY	4- 0	2- 0	2- 0				
3- 1	0- 0	0- 1	NEUTRAL	3- 0	0- 0	0- 0				
10- 2	1- 1	2- 0	NON-CONFERENCE	3- 1	1- 0	3- 0				
5- 1	1- 0	2- 0	HOME	0- 1	0- 0	2- 0				
2- 1	0- 1	0- 0	AWAY	0- 0	1- 0	1- 0				
3- 0	0- 0	0- 0	NEUTRAL	3- 0	0- 0	0- 0				
14- 5	1- 4	1- 1	CONFERENCE	8- 0	2- 0	2- 0				
8- 1	1- 1	1- 0	HOME	4- 0	1- 0	1- 0				
6- 3	0- 3	0- 0	AWAY	4- 0	1- 0	1- 0				
0- 1	0- 0	0- 1	NEUTRAL	0- 0	0- 0	0- 0				

RPI	S	Opponent	Score	RPI	S	Opponent	Score	RPI	S	Opponent	Score	RPI	S	Opponent	Score
5	A	Oregon St.	50 58	27	H	Tennessee	69 55	55	A	Southern California	57 47	113	A	Gonzaga	65 48
5	H	Oregon St.	76 54	33	H	Washington	69 53	62	H	Santa Clara	58 61	122	A	Arizona	59 34
7	A	Texas	69 77	33	N	Washington	65 73	64	N	Purdue	71 65	122	H	Arizona	82 58
9	A	UCLA	36 56	40	H	Chattanooga	73 30	83	N	Dayton	74 66	171	H	Cornell	93 38
11	A	Arizona St.	31 49					84	A	Oregon	64 62	186	A	UC Davis	74 45
11	H	Arizona St.	61 63					84	H	Oregon	69 42	202	A	Colorado	80 49
22	H	George Washington	84 63					85	A	California	60 55	202	H	Colorado	71 56
								85	H	California	53 46	212	H	CSU Bakersfield	83 41
								88	A	Utah	72 54				
								88	H	Utah	72 52				
								91	N	Missouri St.	82 65				
								96	H	Washington St.	69 52				
LAST 12 Division I GAMES:															
				33	N	Washington	65 73					122	H	Arizona	82 58
				84	H	Oregon	69 42					85	A	California	60 55
				5	H	Oregon St.	76 54					85	H	California	53 46
				88	A	Utah	72 54					96	H	Washington St.	69 52
				202	A	Colorado	80 49					33	H	Washington	69 53
				11	H	Arizona St.	61 63					9	A	UCLA	36 56

Non-Div I Games:

Stanford

■ Loss, 
 ■ Non-Conf, 
 ■ S Site, 
 ■ H Home 
 ■ A Away 
 N Neutral

Average RPI Win: <b>290</b>	WON-LOST	WINNING	LAST 10	STRENGTH OF	OPP. STRENGTH	TEAM	ADJ.	CONF.	ADJ CONF.
Average RPI Loss: <b>128</b>	RECORD	PCT. RANK	GAMES	SCHEDULE	OF SCHEDULE	RPI	RPI	RPI	RPI
DIV. I ONLY	16- 10	106	7- 3	319	264	195	195	29	29
DIV. I NON-CONF.	6- 5	146	0- 0	289	152	200	200	28	28
TOTALS	RPI 1-25	RPI 26-50	W-L RECORDS	RPI 51-100	RPI 101-150	RPI 150+			
16- 10	0- 0	0- 2	OVERALL	0- 3	0- 0	16- 5			
9- 3	0- 0	0- 0	HOME	0- 1	0- 0	9- 2			
7- 5	0- 0	0- 2	AWAY	0- 1	0- 0	7- 2			
0- 2	0- 0	0- 0	NEUTRAL	0- 1	0- 0	0- 1			
6- 5	0- 0	0- 2	NON-CONFERENCE	0- 1	0- 0	6- 2			
3- 1	0- 0	0- 0	HOME	0- 0	0- 0	3- 1			
3- 2	0- 0	0- 2	AWAY	0- 0	0- 0	3- 0			
0- 2	0- 0	0- 0	NEUTRAL	0- 1	0- 0	0- 1			
10- 5	0- 0	0- 0	CONFERENCE	0- 2	0- 0	10- 3			
6- 2	0- 0	0- 0	HOME	0- 1	0- 0	6- 1			
4- 3	0- 0	0- 0	AWAY	0- 1	0- 0	4- 2			
0- 0	0- 0	0- 0	NEUTRAL	0- 0	0- 0	0- 0			

RPI 1-25			RPI 26-50			RPI 51-100			RPI 101+ Team's RPI: 195		
RPI	S	Opponent	Score	RPI	S	Opponent	Score	RPI	S	Opponent	Score
				27	A	Tennessee	56 <b>90</b>	67	A	FGCU	48 <b>61</b>
				37	A	Georgia	55 <b>76</b>	67	H	FGCU	47 <b>60</b>
								81	N	Minnesota	69 <b>72</b>
								152	A	Jacksonville	49 <b>69</b>
								152	H	Jacksonville	66 61
								155	N	Boise St.	65 <b>71</b>
								204	H	Hampton	68 59
								210	A	USC Upstate	58 <b>73</b>
								210	H	USC Upstate	56 <b>61</b>
								242	A	Bethune-Cookman	62 38
								270	A	UNCW	52 49
								272	H	Georgia St.	72 <b>80</b>
								277	H	UCF	83 68
								286	A	Kennesaw St.	57 54
								286	H	Kennesaw St.	77 62
								286	H	Kennesaw St.	74 56
								292	H	Ga. Southern	79 57
								326	A	North Florida	67 56
								326	H	North Florida	81 61
								333	A	Lipscomb	83 62
								333	H	Lipscomb	79 75
								340	A	Eastern Ill.	68 66
								342	A	NJIT	74 56
								342	H	NJIT	60 55
LAST 12 Division I GAMES:											
				286	H	Kennesaw St.	74 56	326	A	North Florida	67 56
				67	H	FGCU	47 <b>60</b>	152	H	Jacksonville	66 61
				286	H	Kennesaw St.	77 62	326	H	North Florida	81 61
				333	H	Lipscomb	79 75	152	A	Jacksonville	49 <b>69</b>
				342	A	NJIT	74 56	333	A	Lipscomb	83 62
				210	A	USC Upstate	58 <b>73</b>	286	A	Kennesaw St.	57 54

Non-Div I Games: Trinity Baptist 107 30 Armstrong St. 61 45 Flagler 84 47

Stetson

Loss, Non-Conf, S Site, H Home A Away N Neutral

Stony Brook

Through Games Of March 8, 2016

Average RPI Win:	240	WON-LOST	WINNING	LAST 10	STRENGTH OF	OPP. STRENGTH	TEAM	ADJ.	CONF.	ADJ CONF.
Average RPI Loss:	118	RECORD	PCT. RANK	GAMES	SCHEDULE	OF SCHEDULE	RPI	RPI	RPI	RPI
DIV. I ONLY	17- 14	151	3- 7	192	195	156	156	16	16	
DIV. I NON-CONF.	8- 5	120	0- 0	217	165	133	133	19	19	
TOTALS	RPI 1-25	RPI 26-50	W-L RECORDS	RPI 51-100	RPI 101-150	RPI 150+				
17- 14	0- 1	0- 3	OVERALL	1- 4	1- 0	15- 6				
9- 5	0- 0	0- 2	HOME	1- 1	1- 0	7- 2				
7- 8	0- 1	0- 1	AWAY	0- 2	0- 0	7- 4				
1- 1	0- 0	0- 0	NEUTRAL	0- 1	0- 0	1- 0				
8- 5	0- 1	0- 1	NON-CONFERENCE	1- 1	1- 0	6- 2				
4- 2	0- 0	0- 1	HOME	1- 0	1- 0	2- 1				
4- 3	0- 1	0- 0	AWAY	0- 1	0- 0	4- 1				
0- 0	0- 0	0- 0	NEUTRAL	0- 0	0- 0	0- 0				
9- 9	0- 0	0- 2	CONFERENCE	0- 3	0- 0	9- 4				
5- 3	0- 0	0- 1	HOME	0- 1	0- 0	5- 1				
3- 5	0- 0	0- 1	AWAY	0- 1	0- 0	3- 3				
1- 1	0- 0	0- 0	NEUTRAL	0- 1	0- 0	1- 0				

RPI 1-25				RPI 26-50				RPI 51-100				RPI 101+ Team's RPI: 156			
RPI	S	Opponent	Score	RPI	S	Opponent	Score	RPI	S	Opponent	Score	RPI	S	Opponent	Score
13	A	Syracuse	49 64	36	H	St. Bonaventure	68 73	63	A	Maine	52 55	101	H	Iona	58 53
				48	A	Albany (NY)	54 73	63	H	Maine	43 60	157	A	Yale	57 62
				48	H	Albany (NY)	49 62	63	N	Maine	48 51	171	A	Cornell	58 49
								65	A	Hofstra	66 71	175	H	Ole Miss	57 72
								93	H	Harvard	64 63	185	A	UMBC	69 60
												185	H	UMBC	65 69
												217	A	Hartford	45 42
												217	H	Hartford	58 35
												217	N	Hartford	60 42
												219	A	Binghamton	47 54
												219	H	Binghamton	64 58
												232	A	New Hampshire	46 49
												232	H	New Hampshire	63 54
												249	A	Columbia	79 71
												253	H	Morgan St.	46 42
												278	A	Vermont	37 44
												278	H	Vermont	73 59
												320	A	UMass Lowell	64 50
												320	H	UMass Lowell	60 46
												322	H	LIU Brooklyn	71 54
												339	A	Saint Peter's	69 35
												345	A	Wagner	73 62
LAST 12 Division I GAMES:															
				63	N	Maine	48 51	185	H	UMBC	65 69				
				217	N	Hartford	60 42	217	A	Hartford	45 42				
				278	A	Vermont	37 44	320	H	UMass Lowell	60 46				
				63	H	Maine	43 60	219	A	Binghamton	47 54				
				48	H	Albany (NY)	49 62	278	H	Vermont	73 59				
				232	A	New Hampshire	46 49	63	A	Maine	52 55				

Non-Div I Games:

Stony Brook

Loss, Non-Conf, S Site, H Home A Away N Neutral

Average RPI Win:	128	WON-LOST	WINNING	LAST 10	STRENGTH OF	OPP. STRENGTH	TEAM	ADJ.	CONF.	ADJ CONF.
Average RPI Loss:	31	RECORD	PCT. RANK	GAMES	SCHEDULE	OF SCHEDULE	RPI	RPI	RPI	RPI
DIV. I ONLY	25- 7	31	9- 1	13	41	13	13	4	4	
DIV. I NON-CONF.	10- 3	61	0- 0	52	114	44	44	5	5	
TOTALS	RPI 1-25	RPI 26-50	W-L RECORDS	RPI 51-100	RPI 101-150	RPI 150+				
25- 7	2- 5	5- 1	OVERALL	2- 0	7- 0	9- 1				
14- 2	1- 2	1- 0	HOME	2- 0	3- 0	7- 0				
7- 4	0- 2	2- 1	AWAY	0- 0	4- 0	1- 1				
4- 1	1- 1	2- 0	NEUTRAL	0- 0	0- 0	1- 0				
10- 3	0- 2	1- 1	NON-CONFERENCE	1- 0	0- 0	8- 0				
7- 1	0- 1	0- 0	HOME	1- 0	0- 0	6- 0				
1- 2	0- 1	0- 1	AWAY	0- 0	0- 0	1- 0				
2- 0	0- 0	1- 0	NEUTRAL	0- 0	0- 0	1- 0				
15- 4	2- 3	4- 0	CONFERENCE	1- 0	7- 0	1- 1				
7- 1	1- 1	1- 0	HOME	1- 0	3- 0	1- 0				
6- 2	0- 1	2- 0	AWAY	0- 0	4- 0	0- 1				
2- 1	1- 1	1- 0	NEUTRAL	0- 0	0- 0	0- 0				

RPI 1-25				Team's RPI: 13		RPI 26-50				RPI 51-100				RPI 101+			
RPI	S	Opponent	Score	RPI	S	Opponent	Score	RPI	S	Opponent	Score	RPI	S	Opponent	Score		
1	A	Notre Dame	62 90	26	A	Miami (FL)	57 51	73	H	Georgia Tech	71 52	109	A	Virginia	91 57		
1	N	Notre Dame	57 68	27	A	Tennessee	55 57	80	H	Drexel	83 62	118	A	Boston College	71 55		
8	A	Maryland	64 82	33	N	Washington	66 62					118	H	Boston College	62 61		
11	H	Arizona St.	54 61	47	H	Duke	86 50					121	H	Virginia Tech	60 39		
14	H	Louisville	53 71	49	A	North Carolina St.	55 52					127	A	Pittsburgh	70 56		
14	N	Louisville	80 75	49	N	North Carolina St.	80 61					127	H	Pittsburgh	71 48		
15	H	Florida St.	83 73									138	A	Wake Forest	91 65		
												152	H	Jacksonville	65 49		
												153	A	North Carolina	73 77		
												156	H	Stony Brook	64 49		
												161	N	Fordham	76 54		
												190	H	UTRGV	91 32		
												213	A	Rhode Island	57 54		
												245	H	Coppin St.	88 56		
												253	H	Morgan St.	90 61		
												256	H	Clemson	83 62		
												328	H	Howard	97 48		
LAST 12 Division I GAMES:																	
		1 N Notre Dame	57 68			49 A North Carolina St.	55 52										
		14 N Louisville	80 75			109 A Virginia	91 57										
		49 N North Carolina St.	80 61			73 H Georgia Tech	71 52										
		118 A Boston College	71 55			256 H Clemson	83 62										
		127 A Pittsburgh	70 56			26 A Miami (FL)	57 51										
		15 H Florida St.	83 73			118 H Boston College	62 61										

Non-Div I Games:

Syracuse

■ Loss, 
■ Non-Conf, 
■ S Site, 
■ H Home 
■ A Away 
N Neutral

TCU				Through Games Of March 8, 2016						
Average RPI Win:	193	WON-LOST	WINNING	LAST 10	STRENGTH OF	OPP. STRENGTH	TEAM	ADJ.	CONF.	ADJ CONF.
Average RPI Loss:	45	RECORD	PCT. RANK	GAMES	SCHEDULE	OF SCHEDULE	RPI	RPI	RPI	RPI
DIV. I ONLY	16- 14	154	4- 6	76	29	107	107	3	3	
DIV. I NON-CONF.	8- 3	77	0- 0	240	207	129	129	3	3	
-----										
TOTALS	RPI 1-25	RPI 26-50	W-L RECORDS	RPI 51-100	RPI 101-150	RPI 150+				
16- 14	0- 8	2- 4	OVERALL	0- 0	4- 0	10- 2				
12- 5	0- 4	2- 1	HOME	0- 0	2- 0	8- 0				
4- 8	0- 4	0- 3	AWAY	0- 0	2- 0	2- 1				
0- 1	0- 0	0- 0	NEUTRAL	0- 0	0- 0	0- 1				
8- 3	0- 2	0- 0	NON-CONFERENCE	0- 0	0- 0	8- 1				
7- 1	0- 1	0- 0	HOME	0- 0	0- 0	7- 0				
1- 2	0- 1	0- 0	AWAY	0- 0	0- 0	1- 1				
0- 0	0- 0	0- 0	NEUTRAL	0- 0	0- 0	0- 0				
8- 11	0- 6	2- 4	CONFERENCE	0- 0	4- 0	2- 1				
5- 4	0- 3	2- 1	HOME	0- 0	2- 0	1- 0				
3- 6	0- 3	0- 3	AWAY	0- 0	2- 0	1- 0				
0- 1	0- 0	0- 0	NEUTRAL	0- 0	0- 0	0- 1				

T  
C  
U

RPI 1-25					
RPI	S	Opponent	Score		
1	H	Notre Dame	72	88	
2	A	Baylor	55	72	
2	H	Baylor	75	81	
7	A	Texas	58	71	
7	H	Texas	58	65	
19	A	Texas A&M	78	82	
22	A	West Virginia	72	83	
22	H	West Virginia	84	97	

RPI 26-50					
RPI	S	Opponent	Score		
31	A	Oklahoma	64	77	
31	H	Oklahoma	65	78	
32	A	Oklahoma St.	52	80	
32	H	Oklahoma St.	79	65	
50	A	Kansas St.	49	58	
50	H	Kansas St.	87	73	

RPI 51-100					
RPI	S	Opponent	Score		
129	A	Iowa St.	72	62	
129	H	Iowa St.	79	69	
137	A	Texas Tech	78	69	
137	H	Texas Tech	69	48	
180	A	Butler	53	65	
190	H	UTRGV	71	67	
194	A	SMU	89	79	
199	H	SFA	88	55	
220	A	Kansas	70	44	
220	H	Kansas	55	52	
220	N	Kansas	64	81	
237	H	Sam Houston St.	85	59	
273	H	La.-Monroe	80	42	
275	H	Prairie View	69	60	
331	H	New Orleans	85	36	
334	H	Southern Utah	76	47	

T  
C  
U

LAST 12 Division I GAMES:					
220	N	Kansas	64	81	
220	H	Kansas	55	52	
7	A	Texas	58	71	
22	A	West Virginia	72	83	
32	H	Oklahoma St.	79	65	
220	A	Kansas	70	44	
129	H	Iowa St.	79	69	
2	H	Baylor	75	81	
31	A	Oklahoma	64	77	
32	A	Oklahoma St.	52	80	
129	A	Iowa St.	72	62	
22	H	West Virginia	84	97	

Non-Div I Games:

TCU

Average RPI Win:	182	WON-LOST	WINNING	LAST 10	STRENGTH OF	OPP. STRENGTH	TEAM	ADJ.	CONF.	ADJ CONF.
Average RPI Loss:	59	RECORD	PCT. RANK	GAMES	SCHEDULE	OF SCHEDULE	RPI	RPI	RPI	RPI
DIV. I ONLY	20- 11	84	6- 4	83	76	72	72	9	9	
DIV. I NON-CONF.	6- 5	146	0- 0	44	52	103	103	7	7	
TOTALS	RPI 1-25	RPI 26-50	W-L RECORDS	RPI 51-100	RPI 101-150	RPI 150+				
20- 11	2- 5	0- 1	OVERALL	3- 2	2- 2	13- 1				
12- 3	2- 1	0- 1	HOME	2- 0	1- 1	7- 0				
7- 7	0- 2	0- 0	AWAY	1- 1	1- 0	5- 0				
1- 1	0- 1	0- 0	NEUTRAL	0- 0	0- 0	1- 0				
6- 5	1- 1	0- 1	NON-CONFERENCE	1- 2	0- 1	4- 0				
4- 2	1- 0	0- 1	HOME	1- 0	0- 1	2- 0				
2- 3	0- 1	0- 0	AWAY	0- 2	0- 0	2- 0				
0- 0	0- 0	0- 0	NEUTRAL	0- 0	0- 0	0- 0				
14- 6	1- 4	0- 0	CONFERENCE	2- 0	2- 1	9- 1				
8- 1	1- 1	0- 0	HOME	1- 0	1- 0	5- 0				
5- 4	0- 2	0- 0	AWAY	1- 0	1- 1	3- 1				
1- 1	0- 1	0- 0	NEUTRAL	0- 0	0- 0	1- 0				

RPI	S	Opponent	Score	RPI	S	Opponent	Score	RPI	S	Opponent	Score	RPI	S	Opponent	Score
3	A	UConn	49 104	28	H	Penn	54 60	52	A	Rutgers	51 61	110	A	Memphis	97 100
3	H	UConn	60 85					56	H	Villanova	61 55	110	H	Memphis	82 58
15	A	Florida St.	47 75					74	A	Tulane	72 54	116	H	Saint Joseph's	67 70
20	A	South Fla.	62 76					74	H	Tulane	72 67	145	A	East Carolina	83 63
20	H	South Fla.	68 66					86	A	Quinnipiac	56 58	161	A	Fordham	57 44
20	N	South Fla.	46 64									192	H	Tulsa	66 46
25	H	Florida	97 91									192	N	Tulsa	78 52
												194	A	SMU	67 69
												194	H	SMU	55 35
												196	H	Sacred Heart	92 62
												240	A	Cincinnati	74 49
												240	H	Cincinnati	74 51
												277	A	UCF	71 63
												277	H	UCF	78 64
												280	A	La Salle	77 48
												285	A	Houston	75 66
												285	H	Houston	78 48
												322	H	Delaware St.	100 59
LAST 12 Division I GAMES:															
20	N	South Fla.	46 64	3	H	UConn	60 85								
192	N	Tulsa	78 52	285	H	Houston	78 48								
277	H	UCF	78 64	240	A	Cincinnati	74 49								
20	A	South Fla.	62 76	20	H	South Fla.	68 66								
74	H	Tulane	72 67	194	H	SMU	55 35								
110	A	Memphis	97 100	145	A	East Carolina	83 63								

Non-Div I Games:

Temple

## Tennessee

Through Games Of March 8, 2016

Average RPI Win:	101	WON-LOST	WINNING	LAST 10	STRENGTH OF	OPP. STRENGTH	TEAM	ADJ.	CONF.	ADJ CONF.
Average RPI Loss:	51	RECORD	PCT. RANK	GAMES	SCHEDULE	OF SCHEDULE	RPI	RPI	RPI	RPI
DIV. I ONLY	19- 13	119	5- 5	1	20	27	27	2	2	
DIV. I NON-CONF.	9- 4	95	0- 0	2	29	8	8	2	2	
TOTALS	RPI 1-25	RPI 26-50	W-L RECORDS	RPI 51-100	RPI 101-150	RPI 150+				
19- 13	3- 9	4- 0	OVERALL	4- 0	3- 3	5- 1				
13- 4	1- 3	3- 0	HOME	3- 0	2- 1	4- 0				
4- 8	1- 5	1- 0	AWAY	1- 0	0- 2	1- 1				
2- 1	1- 1	0- 0	NEUTRAL	0- 0	1- 0	0- 0				
9- 4	2- 3	2- 0	NON-CONFERENCE	1- 0	1- 1	3- 0				
7- 2	1- 1	2- 0	HOME	1- 0	1- 1	2- 0				
2- 2	1- 2	0- 0	AWAY	0- 0	0- 0	1- 0				
0- 0	0- 0	0- 0	NEUTRAL	0- 0	0- 0	0- 0				
10- 9	1- 6	2- 0	CONFERENCE	3- 0	2- 2	2- 1				
6- 2	0- 2	1- 0	HOME	2- 0	1- 0	2- 0				
2- 6	0- 3	1- 0	AWAY	1- 0	0- 2	0- 1				
2- 1	1- 1	0- 0	NEUTRAL	0- 0	1- 0	0- 0				

RPI 1-25				RPI 26-50				Team's RPI: 27	RPI 51-100				RPI 101+			
RPI	S	Opponent	Score	RPI	S	Opponent	Score		RPI	S	Opponent	Score	RPI	S	Opponent	Score
1	A	Notre Dame	66 79	37	H	Georgia	80 60		59	H	Auburn	79 52	120	A	LSU	56 57
4	H	South Carolina	56 62	40	H	Chattanooga	59 57		75	A	Vanderbilt	69 51	121	H	Virginia Tech	43 57
5	A	Oregon St.	53 50	44	A	Missouri	71 55		75	H	Vanderbilt	58 49	134	H	Penn St.	74 66
7	H	Texas	53 64	48	H	Albany (NY)	63 55		97	H	Central Ark.	102 47	140	A	Arkansas	59 64
10	A	Stanford	55 69										140	H	Arkansas	75 57
12	A	Kentucky	63 64										140	N	Arkansas	68 51
13	H	Syracuse	57 55										158	A	Alabama	46 54
19	A	Texas A&M	71 76										158	H	Alabama	70 42
19	N	Texas A&M	70 60										165	H	ETSU	85 49
21	A	Mississippi St.	63 65										175	H	Ole Miss	57 51
21	N	Mississippi St.	48 58										195	H	Stetson	90 56
25	H	Florida	66 74										291	A	Wichita St.	58 51
LAST 12 Division I GAMES:																
		21 N Mississippi St.	48 58			175 H Ole Miss	57 51									
		19 N Texas A&M	70 60			4 H South Carolina	56 62									
		140 N Arkansas	68 51			75 A Vanderbilt	69 51									
		37 H Georgia	80 60			19 A Texas A&M	71 76									
		158 A Alabama	46 54			140 H Arkansas	75 57									
		120 A LSU	56 57			158 H Alabama	70 42									

Non-Div I Games:

Tennessee

■ Loss, 
■ Non-Conf, 
■ S Site, 
■ H Home 
■ A Away 
N Neutral



## Tennessee St.

Through Games Of March 8, 2016

Average RPI Win:	274	WON-LOST	WINNING	LAST 10	STRENGTH OF	OPP. STRENGTH	TEAM	ADJ.	CONF.	ADJ CONF.
Average RPI Loss:	150	RECORD	PCT. RANK	GAMES	SCHEDULE	OF SCHEDULE	RPI	RPI	RPI	RPI
DIV. I ONLY	10- 18	252	3- 7	201	242	257	257	24	24	
DIV. I NON-CONF.	3- 8	258	0- 0	112	148	219	219	24	24	
TOTALS	RPI 1-25	RPI 26-50	W-L RECORDS	RPI 51-100	RPI 101-150	RPI 150+				
10- 18	0- 2	0- 1	OVERALL	0- 3	1- 3	9- 9				
7- 3	0- 0	0- 0	HOME	0- 1	1- 0	6- 2				
2- 12	0- 2	0- 1	AWAY	0- 1	0- 3	2- 5				
1- 3	0- 0	0- 0	NEUTRAL	0- 1	0- 0	1- 2				
3- 8	0- 2	0- 1	NON-CONFERENCE	0- 0	0- 2	3- 3				
2- 0	0- 0	0- 0	HOME	0- 0	0- 0	2- 0				
0- 6	0- 2	0- 1	AWAY	0- 0	0- 2	0- 1				
1- 2	0- 0	0- 0	NEUTRAL	0- 0	0- 0	1- 2				
7- 10	0- 0	0- 0	CONFERENCE	0- 3	1- 1	6- 6				
5- 3	0- 0	0- 0	HOME	0- 1	1- 0	4- 2				
2- 6	0- 0	0- 0	AWAY	0- 1	0- 1	2- 4				
0- 1	0- 0	0- 0	NEUTRAL	0- 1	0- 0	0- 0				

RPI 1-25				RPI 26-50				RPI 51-100				RPI 101+ Team's RPI: 257			
RPI	S	Opponent	Score	RPI	S	Opponent	Score	RPI	S	Opponent	Score	RPI	S	Opponent	Score
12	A	Kentucky	39 81	46	A	Indiana	56 88	78	A	Belmont	65 80	105	A	UT Martin	50 77
21	A	Mississippi St.	54 82					78	H	Belmont	51 71	125	A	Youngstown St.	58 69
								78	N	Belmont	60 68	136	A	Southern Ill.	70 79
												146	H	SIUE	73 61
												174	N	Fla. Atlantic	64 69
												177	A	Eastern Ky.	67 78
												177	H	Eastern Ky.	66 70
												178	A	Illinois	43 98
												228	A	Southeast Mo. St.	65 75
												230	N	Utah St.	46 63
												235	H	Texas Southern	72 56
												247	N	Alabama St.	74 64
												263	H	Murray St.	69 58
												269	H	Austin Peay	66 58
												279	A	Tennessee Tech	60 70
												279	H	Tennessee Tech	56 64
												297	A	Jacksonville St.	55 69
												297	H	Jacksonville St.	50 40
												307	A	Morehead St.	68 60
												307	H	Morehead St.	78 76
												333	H	Lipscomb	77 65
												340	A	Eastern Ill.	62 53
LAST 12 Division I GAMES:															
		78	N	Belmont	60	68		307	H	Morehead St.	78	76			
		78	H	Belmont	51	71		177	H	Eastern Ky.	66	70			
		307	A	Morehead St.	68	60		297	A	Jacksonville St.	55	69			
		297	H	Jacksonville St.	50	40		105	A	UT Martin	50	77			
		177	A	Eastern Ky.	67	78		78	A	Belmont	65	80			
		279	H	Tennessee Tech	56	64		279	A	Tennessee Tech	60	70			

Non-Div I Games: Lane 75 44 North Ala. 58 40

Tennessee St.

Loss, Non-Conf, S Site, H Home A Away N Neutral

## Tennessee Tech

Through Games Of March 8, 2016

Average RPI Win:	284	WON-LOST	WINNING	LAST 10	STRENGTH OF	OPP. STRENGTH	TEAM	ADJ.	CONF.	ADJ CONF.
Average RPI Loss:	156	RECORD	PCT. RANK	GAMES	SCHEDULE	OF SCHEDULE	RPI	RPI	RPI	RPI
DIV. I ONLY	10- 19	259	5- 5	247	226	279	279	24	24	
DIV. I NON-CONF.	4- 9	245	0- 0	187	128	260	260	24	24	
TOTALS	RPI 1-25	RPI 26-50	W-L RECORDS	RPI 51-100	RPI 101-150	RPI 150+				
10- 19	0- 1	0- 2	OVERALL	0- 3	0- 4	10- 9				
7- 9	0- 1	0- 1	HOME	0- 1	0- 2	7- 4				
3- 10	0- 0	0- 1	AWAY	0- 2	0- 2	3- 5				
0- 0	0- 0	0- 0	NEUTRAL	0- 0	0- 0	0- 0				
4- 9	0- 1	0- 2	NON-CONFERENCE	0- 1	0- 2	4- 3				
3- 5	0- 1	0- 1	HOME	0- 0	0- 1	3- 2				
1- 4	0- 0	0- 1	AWAY	0- 1	0- 1	1- 1				
0- 0	0- 0	0- 0	NEUTRAL	0- 0	0- 0	0- 0				
6- 10	0- 0	0- 0	CONFERENCE	0- 2	0- 2	6- 6				
4- 4	0- 0	0- 0	HOME	0- 1	0- 1	4- 2				
2- 6	0- 0	0- 0	AWAY	0- 1	0- 1	2- 4				
0- 0	0- 0	0- 0	NEUTRAL	0- 0	0- 0	0- 0				

RPI 1-25				RPI 26-50				RPI 51-100				RPI 101+ Team's RPI: 279			
RPI	S	Opponent	Score	RPI	S	Opponent	Score	RPI	S	Opponent	Score	RPI	S	Opponent	Score
14	H	Louisville	54 76	37	A	Georgia	48 81	66	A	Middle Tenn.	53 69	105	A	UT Martin	53 67
				38	H	Arkansas St.	55 77	78	A	Belmont	49 70	112	H	Mercer	47 63
								78	H	Belmont	79 80	146	H	SIUE	68 83
												149	A	Northern Ky.	62 88
												169	A	Xavier	47 64
												170	H	Southern Miss.	57 69
												177	A	Eastern Ky.	77 72
												177	H	Eastern Ky.	67 71
												228	H	Southeast Mo. St.	57 60
												256	H	Clemson	53 71
												257	A	Tennessee St.	64 56
												257	H	Tennessee St.	70 60
												263	A	Murray St.	50 56
												269	A	Austin Peay	75 91
												272	H	Georgia St.	72 65
												291	H	Wichita St.	54 48
												297	A	Jacksonville St.	46 55
												297	H	Jacksonville St.	51 49
												307	A	Morehead St.	71 75
												307	H	Morehead St.	77 69
												312	A	UNCG	73 64
												333	H	Lipscomb	81 70
												340	H	Eastern Ill.	81 74
LAST 12 Division I GAMES:															
177	H	Eastern Ky.	67 71	78	H	Belmont	79 80	307	A	Morehead St.	71 75	177	A	Eastern Ky.	77 72
78	A	Belmont	49 70	257	H	Tennessee St.	70 60	228	H	Southeast Mo. St.	57 60	105	A	UT Martin	53 67
307	H	Morehead St.	77 69	297	H	Jacksonville St.	51 49								
297	H	Jacksonville St.	51 49												
257	A	Tennessee St.	64 56												
297	A	Jacksonville St.	46 55												

Non-Div I Games:

Tennessee Tech

■ Loss, 
 ■ Non-Conf, 
 ■ S Site, 
 ■ H Home 
 ■ A Away 
 N Neutral

Average RPI Win:	116	WON-LOST	WINNING	LAST 10	STRENGTH OF	OPP. STRENGTH	TEAM	ADJ.	CONF.	ADJ CONF.
Average RPI Loss:	9	RECORD	PCT. RANK	GAMES	SCHEDULE	OF SCHEDULE	RPI	RPI	RPI	RPI
DIV. I ONLY	28- 4	11	7- 3	30	7	7	7	3	3	
DIV. I NON-CONF.	11- 0	1	0- 0	126	17	10	10	3	3	
TOTALS	RPI 1-25	RPI 26-50	W-L RECORDS	RPI 51-100	RPI 101-150	RPI 150+				
28- 4	5- 3	6- 1	OVERALL	0- 0	9- 0	8- 0				
15- 1	3- 1	3- 0	HOME	0- 0	4- 0	5- 0				
10- 2	1- 0	3- 0	AWAY	0- 0	4- 0	2- 0				
3- 1	1- 1	0- 0	NEUTRAL	0- 0	1- 0	1- 0				
11- 0	2- 0	1- 0	NON-CONFERENCE	0- 0	3- 0	5- 0				
7- 0	2- 0	0- 0	HOME	0- 0	1- 0	4- 0				
3- 0	0- 0	1- 0	AWAY	0- 0	1- 0	1- 0				
1- 0	0- 0	0- 0	NEUTRAL	0- 0	1- 0	0- 0				
17- 4	3- 3	5- 1	CONFERENCE	0- 0	6- 0	3- 0				
8- 1	1- 1	3- 0	HOME	0- 0	3- 0	1- 0				
7- 2	1- 1	2- 1	AWAY	0- 0	3- 0	1- 0				
2- 1	1- 1	0- 0	NEUTRAL	0- 0	0- 0	1- 0				

RPI 1-25				Team's RPI: 7		RPI 26-50				RPI 51-100				RPI 101+			
RPI	S	Opponent	Score	RPI	S	Opponent	Score	RPI	S	Opponent	Score	RPI	S	Opponent	Score		
2	A	Baylor	48 74	27	A	Tennessee	64 53					104	A	Little Rock	66 56		
2	H	Baylor	67 80	31	A	Oklahoma	56 74					107	A	TCU	65 58		
2	N	Baylor	63 79	31	H	Oklahoma	83 76					107	H	TCU	71 58		
10	H	Stanford	77 69	32	A	Oklahoma St.	78 48					117	H	Northwestern St.	86 33		
21	H	Mississippi St.	53 47	32	H	Oklahoma St.	70 55					129	A	Iowa St.	65 49		
22	A	West Virginia	65 54	50	A	Kansas St.	66 51					129	H	Iowa St.	75 54		
22	H	West Virginia	73 50	50	H	Kansas St.	58 51					137	A	Texas Tech	76 55		
22	N	West Virginia	67 51									137	H	Texas Tech	86 62		
												140	N	Arkansas	61 50		
												204	H	Hampton	79 52		
												220	A	Kansas	75 38		
												220	H	Kansas	70 46		
												220	N	Kansas	66 50		
												223	H	Canisius	92 62		
												233	A	Rice	70 47		
												237	H	Sam Houston St.	83 49		
												264	H	UTSA	90 53		
LAST 12 Division I GAMES:																	
		2 N Baylor	63 79			22 H West Virginia	73 50										
		22 N West Virginia	67 51			50 H Kansas St.	58 51										
		220 N Kansas	66 50			31 A Oklahoma	56 74										
		2 A Baylor	48 74			32 H Oklahoma St.	70 55										
		107 H TCU	71 58			129 A Iowa St.	65 49										
		137 A Texas Tech	76 55			50 A Kansas St.	66 51										

Non-Div I Games:

Texas

■ Loss, 
 ■ Non-Conf, 
 ■ S Site, 
 ■ Home 
 ■ A Away 
 N Neutral



## Texas Southern

Through Games Of March 8, 2016

Average RPI Win:	295	WON-LOST	WINNING	LAST 10	STRENGTH OF	OPP. STRENGTH	TEAM	ADJ.	CONF.	ADJ CONF.
Average RPI Loss:	194	RECORD	PCT. RANK	GAMES	SCHEDULE	OF SCHEDULE	RPI	RPI	RPI	RPI
DIV. I ONLY	18- 10	88	7- 3	348	319	235	235	31	31	
DIV. I NON-CONF.	4- 6	201	0- 0	345	84	292	292	31	31	
TOTALS	RPI 1-25	RPI 26-50	W-L RECORDS	RPI 51-100	RPI 101-150	RPI 150+				
18- 10	0- 0	0- 1	OVERALL	0- 0	0- 1	18- 8				
8- 4	0- 0	0- 0	HOME	0- 0	0- 0	8- 4				
9- 6	0- 0	0- 1	AWAY	0- 0	0- 1	9- 4				
1- 0	0- 0	0- 0	NEUTRAL	0- 0	0- 0	1- 0				
4- 6	0- 0	0- 1	NON-CONFERENCE	0- 0	0- 1	4- 4				
1- 2	0- 0	0- 0	HOME	0- 0	0- 0	1- 2				
2- 4	0- 0	0- 1	AWAY	0- 0	0- 1	2- 2				
1- 0	0- 0	0- 0	NEUTRAL	0- 0	0- 0	1- 0				
14- 4	0- 0	0- 0	CONFERENCE	0- 0	0- 0	14- 4				
7- 2	0- 0	0- 0	HOME	0- 0	0- 0	7- 2				
7- 2	0- 0	0- 0	AWAY	0- 0	0- 0	7- 2				
0- 0	0- 0	0- 0	NEUTRAL	0- 0	0- 0	0- 0				

RPI 1-25			RPI 26-50			RPI 51-100			RPI 101+ Team's RPI: 235		
RPI	S	Opponent	Score	RPI	S	Opponent	Score	RPI	S	Opponent	Score
				32	A	Oklahoma St.	52 87	120	A	LSU	36 86
								154	A	Southern U.	55 56
								154	H	Southern U.	59 45
								181	A	Grambling	62 50
								181	H	Grambling	46 49
								220	A	Kansas	65 72
								233	A	Rice	69 66
								237	H	Sam Houston St.	51 53
								247	A	Alabama St.	51 57
								247	H	Alabama St.	48 58
								248	H	Houston Baptist	65 77
								257	A	Tennessee St.	56 72
								264	A	UTSA	59 44
								275	A	Prairie View	50 43
								275	H	Prairie View	72 65
								296	A	Alcorn	53 41
								296	H	Alcorn	68 39
								309	A	Jackson St.	62 36
								309	H	Jackson St.	66 47
								313	H	A&M-Corpus Christi	51 43
								333	N	Lipscomb	66 62
								337	A	Ark.-Pine Bluff	57 51
								337	H	Ark.-Pine Bluff	57 30
								346	A	Alabama A&M	57 38
								346	H	Alabama A&M	72 41
								349	A	Mississippi Val.	85 30
LAST 12 Division I GAMES:											
296	A	Alcorn	53 41	181	H	Grambling	46 49				
154	A	Southern U.	55 56	309	H	Jackson St.	66 47				
247	H	Alabama St.	48 58	275	A	Prairie View	50 43				
346	H	Alabama A&M	72 41	346	A	Alabama A&M	57 38				
337	A	Ark.-Pine Bluff	57 51	247	A	Alabama St.	51 57				
349	A	Mississippi Val.	85 30	337	H	Ark.-Pine Bluff	57 30				

Non-Div I Games:

Texas Southern

■ Loss, 
 ■ Non-Conf, 
 ■ S Site, 
 ■ Home 
 ■ A Away 
 N Neutral

T  
e  
x  
a  
s  
S  
o  
u  
t  
h  
e  
r  
n

Texas Southern  
RPI S Opponent Score

Through Games Of March 8, 2016

RPI	S	Opponent	Score
349	H	Mississippi Val.	76 38

T  
e  
x  
a  
s  
S  
o  
u  
t  
h  
e  
r  
n

Texas Southern

Average RPI Win:	226	WON-LOST	WINNING	LAST 10	STRENGTH OF	OPP. STRENGTH	TEAM	ADJ.	CONF.	ADJ CONF.
Average RPI Loss:	142	RECORD	PCT. RANK	GAMES	SCHEDULE	OF SCHEDULE	RPI	RPI	RPI	RPI
DIV. I ONLY	10- 18	252	2- 8	170	162	244	244	15	15	
DIV. I NON-CONF.	3- 5	218	0- 0	119	49	178	178	14	14	
TOTALS	RPI 1-25	RPI 26-50	W-L RECORDS	RPI 51-100	RPI 101-150	RPI 150+				
10- 18	0- 1	0- 4	OVERALL	0- 0	2- 8	8- 5				
7- 5	0- 0	0- 1	HOME	0- 0	1- 3	6- 1				
3- 10	0- 1	0- 2	AWAY	0- 0	1- 3	2- 4				
0- 3	0- 0	0- 1	NEUTRAL	0- 0	0- 2	0- 0				
3- 5	0- 1	0- 2	NON-CONFERENCE	0- 0	0- 2	3- 0				
2- 0	0- 0	0- 0	HOME	0- 0	0- 0	2- 0				
1- 2	0- 1	0- 1	AWAY	0- 0	0- 0	1- 0				
0- 3	0- 0	0- 1	NEUTRAL	0- 0	0- 2	0- 0				
7- 13	0- 0	0- 2	CONFERENCE	0- 0	2- 6	5- 5				
5- 5	0- 0	0- 1	HOME	0- 0	1- 3	4- 1				
2- 8	0- 0	0- 1	AWAY	0- 0	1- 3	1- 4				
0- 0	0- 0	0- 0	NEUTRAL	0- 0	0- 0	0- 0				

RPI 1-25			RPI 26-50			RPI 51-100			RPI 101+			Team's RPI: 244
RPI	S	Opponent	Score	RPI	S	Opponent	Score	RPI	S	Opponent	Score	
19	A	Texas A&M	50 87	38	A	Arkansas St.	50 87					
				38	H	Arkansas St.	59 74					
				44	A	Missouri	56 82					
				47	N	Duke	34 85					
LAST 12 Division I GAMES:												
				187	H	South Ala.	56 70					
				141	H	Troy	73 88					
				147	A	UT Arlington	69 78					
				104	A	Little Rock	45 57					
				38	A	Arkansas St.	50 87					
				133	H	La.-Lafayette	47 59					
				273	H	La.-Monroe	63 57					
				262	H	Appalachian St.	87 76					
				147	H	UT Arlington	48 80					
				292	A	Ga. Southern	64 78					
				272	A	Georgia St.	62 73					
				273	A	La.-Monroe	59 63					
				273	H	La.-Monroe	63 57					
				292	A	Ga. Southern	64 78					
				292	H	Ga. Southern	61 56					

Non-Div I Games: Tex. A&amp;M-Commerce 80 60 St. Edward's 52 44

Texas St.

■ Loss, 
 ■ Non-Conf, 
 ■ S Site, 
 ■ Home 
 ■ A Away 
 N Neutral

Average RPI Win:	209	WON-LOST	WINNING	LAST 10	STRENGTH OF	OPP. STRENGTH	TEAM	ADJ.	CONF.	ADJ CONF.
Average RPI Loss:	40	RECORD	PCT. RANK	GAMES	SCHEDULE	OF SCHEDULE	RPI	RPI	RPI	RPI
DIV. I ONLY	13- 18	221	2- 8	43	49	137	137	3	3	
DIV. I NON-CONF.	9- 2	37	0- 0	211	303	99	99	3	3	
TOTALS	RPI 1-25	RPI 26-50	W-L RECORDS	RPI 51-100	RPI 101-150	RPI 150+				
13- 18	0- 7	0- 7	OVERALL	1- 1	3- 3	9- 0				
10- 7	0- 3	0- 3	HOME	1- 0	2- 1	7- 0				
1- 9	0- 0	0- 0	AWAY	0- 0	0- 0	1- 0				
2- 2	0- 1	0- 1	NEUTRAL	0- 0	1- 0	1- 0				
9- 2	0- 0	0- 1	NON-CONFERENCE	1- 1	1- 0	7- 0				
8- 0	0- 0	0- 0	HOME	1- 0	1- 0	6- 0				
0- 1	0- 0	0- 0	AWAY	0- 1	0- 0	0- 0				
1- 1	0- 0	0- 1	NEUTRAL	0- 0	0- 0	1- 0				
4- 16	0- 7	0- 6	CONFERENCE	0- 0	2- 3	2- 0				
2- 7	0- 3	0- 3	HOME	0- 0	1- 1	1- 0				
1- 8	0- 3	0- 3	AWAY	0- 0	0- 2	1- 0				
1- 1	0- 1	0- 0	NEUTRAL	0- 0	1- 0	0- 0				

RPI 1-25				RPI 26-50				RPI 51-100				RPI 101+ Team's RPI: 137			
RPI	S	Opponent	Score	RPI	S	Opponent	Score	RPI	S	Opponent	Score	RPI	S	Opponent	Score
2	A	Baylor	43 69	31	A	Oklahoma	53 92	62	A	Santa Clara	70 75	107	A	TCU	48 69
2	H	Baylor	36 66	31	H	Oklahoma	60 70	79	H	Abilene Christian	71 65	107	H	TCU	69 78
2	N	Baylor	51 82	32	A	Oklahoma St.	57 70					129	A	Iowa St.	48 77
7	A	Texas	62 86	32	H	Oklahoma St.	46 69					129	H	Iowa St.	69 66
7	H	Texas	55 76	33	N	Washington	73 77					129	N	Iowa St.	89 84
22	A	West Virginia	57 79	50	A	Kansas St.	53 65					135	H	Idaho	78 62
22	H	West Virginia	42 69	50	H	Kansas St.	53 65					161	N	Fordham	62 48
LAST 12 Division I GAMES:															
		2 N Baylor	51 82			129 A Iowa St.	48 77								
		129 N Iowa St.	89 84			2 H Baylor	36 66								
		31 H Oklahoma	60 70			32 A Oklahoma St.	57 70								
		220 A Kansas	69 58			22 H West Virginia	42 69								
		7 H Texas	55 76			220 H Kansas	54 44								
		50 A Kansas St.	53 65			2 A Baylor	43 69								

Non-Div I Games:

Texas Tech

■ Loss, 
 ■ Non-Conf, 
 ■ S Site, 
 ■ H Home 
 ■ A Away 
 N Neutral



Average RPI Win:	216	WON-LOST	WINNING	LAST 10	STRENGTH OF	OPP. STRENGTH	TEAM	ADJ.	CONF.	ADJ CONF.
Average RPI Loss:	70	RECORD	PCT. RANK	GAMES	SCHEDULE	OF SCHEDULE	RPI	RPI	RPI	RPI
DIV. I ONLY	17- 12	124	7- 3	89	115	106	106	11	11	
DIV. I NON-CONF.	5- 6	180	0- 0	82	71	144	144	13	13	
TOTALS	RPI 1-25	RPI 26-50	W-L RECORDS	RPI 51-100	RPI 101-150	RPI 150+				
17- 12	0- 1	0- 3	OVERALL	3- 6	3- 2	11- 0				
8- 5	0- 0	0- 1	HOME	1- 3	2- 1	5- 0				
7- 5	0- 0	0- 0	AWAY	1- 0	1- 0	5- 0				
2- 2	0- 0	0- 1	NEUTRAL	1- 1	0- 0	1- 0				
5- 6	0- 1	0- 2	NON-CONFERENCE	1- 2	0- 1	4- 0				
2- 2	0- 0	0- 0	HOME	0- 1	0- 1	2- 0				
1- 2	0- 1	0- 1	AWAY	0- 0	0- 0	1- 0				
2- 2	0- 0	0- 1	NEUTRAL	1- 1	0- 0	1- 0				
12- 6	0- 0	0- 1	CONFERENCE	2- 4	3- 1	7- 0				
6- 3	0- 0	0- 1	HOME	1- 2	2- 0	3- 0				
6- 3	0- 0	0- 0	AWAY	1- 2	1- 1	4- 0				
0- 0	0- 0	0- 0	NEUTRAL	0- 0	0- 0	0- 0				

RPI 1-25				RPI 26-50				RPI 51-100				RPI 101+ Team's RPI: 106			
RPI	S	Opponent	Score	RPI	S	Opponent	Score	RPI	S	Opponent	Score	RPI	S	Opponent	Score
1	A	Notre Dame	39 74	36	A	St. Bonaventure	63 74	57	A	Ball St.	69 75	122	H	Arizona	59 62
				43	H	Ohio	57 77	57	H	Ball St.	58 68	123	A	Akron	71 81
				48	N	Albany (NY)	55 63	70	A	Central Mich.	81 79	130	H	Buffalo	71 60
								70	H	Central Mich.	76 72	142	A	Western Mich.	80 68
								71	N	VCU	80 61	142	H	Western Mich.	80 73
								83	H	Dayton	57 83	249	N	Columbia	88 75
								87	A	Eastern Mich.	41 59	251	A	Ill.-Chicago	60 51
								87	H	Eastern Mich.	46 58	258	A	Bowling Green	68 60
								93	N	Harvard	70 76	258	H	Bowling Green	75 61
												259	A	Northern Ill.	89 83
												259	H	Northern Ill.	66 59
												260	H	Cleveland St.	66 53
												282	A	Miami (OH)	55 50
												319	A	Kent St.	67 64
												319	H	Kent St.	73 67
												337	H	Ark.-Pine Bluff	74 47
LAST 12 Division I GAMES:															
				57	H	Ball St.	58 68	43	H	Ohio	57 77				
				70	H	Central Mich.	76 72	130	H	Buffalo	71 60				
				259	A	Northern Ill.	89 83	319	A	Kent St.	67 64				
				87	H	Eastern Mich.	46 58	142	A	Western Mich.	80 68				
				70	A	Central Mich.	81 79	258	H	Bowling Green	75 61				
				258	A	Bowling Green	68 60	87	A	Eastern Mich.	41 59				

Non-Div I Games:

Toledo

■ Loss, 
 ■ Non-Conf, 
 S Site, 
 ■ Home 
 ■ Away 
 N Neutral

Average RPI Win: <b>200</b>	WON-LOST	WINNING	LAST 10	STRENGTH OF	OPP. STRENGTH	TEAM	ADJ.	CONF.	ADJ CONF.
Average RPI Loss: <b>154</b>	RECORD	PCT. RANK	GAMES	SCHEDULE	OF SCHEDULE	RPI	RPI	RPI	RPI
DIV. I ONLY	<b>6- 23</b>	<b>312</b>	<b>1- 9</b>	<b>179</b>	<b>154</b>	<b>295</b>	<b>295</b>	<b>13</b>	<b>13</b>
DIV. I NON-CONF.	<b>3- 8</b>	<b>258</b>	<b>0- 0</b>	<b>265</b>	<b>273</b>	<b>297</b>	<b>297</b>	<b>11</b>	<b>11</b>
TOTALS	RPI 1-25	RPI 26-50	W-L RECORDS	RPI 51-100	RPI 101-150	RPI 150+			
6- 23	0- 0	0- 2	OVERALL	1- 7	0- 1	5- 13			
4- 9	0- 0	0- 1	HOME	1- 3	0- 0	3- 5			
1- 14	0- 0	0- 1	AWAY	0- 4	0- 1	1- 8			
1- 0	0- 0	0- 0	NEUTRAL	0- 0	0- 0	1- 0			
3- 8	0- 0	0- 0	NON-CONFERENCE	0- 2	0- 1	3- 5			
2- 2	0- 0	0- 0	HOME	0- 1	0- 0	2- 1			
0- 6	0- 0	0- 0	AWAY	0- 1	0- 1	0- 4			
1- 0	0- 0	0- 0	NEUTRAL	0- 0	0- 0	1- 0			
3- 15	0- 0	0- 2	CONFERENCE	1- 5	0- 0	2- 8			
2- 7	0- 0	0- 1	HOME	1- 2	0- 0	1- 4			
1- 8	0- 0	0- 1	AWAY	0- 3	0- 0	1- 4			
0- 0	0- 0	0- 0	NEUTRAL	0- 0	0- 0	0- 0			

RPI S	Opponent	Score	RPI S	Opponent	Score	RPI S	Opponent	Score	RPI S	Opponent	Score	Team's RPI: 295
34	A James Madison	45 <b>61</b>	34	H James Madison	57 <b>64</b>	59	H Auburn	52 <b>74</b>	102	A Georgetown	46 <b>82</b>	
						65	A Hofstra	60 <b>64</b>	159	A Northeastern	72 71	
						65	H Hofstra	56 <b>74</b>	159	H Northeastern	63 <b>81</b>	
						80	A Drexel	40 <b>56</b>	162	A Delaware	64 <b>69</b>	
						80	H Drexel	33 <b>74</b>	162	H Delaware	62 <b>66</b>	
						81	A Minnesota	86 <b>105</b>	168	A George Mason	76 <b>88</b>	
						89	A Elon	58 <b>80</b>	171	A Cornell	60 <b>88</b>	
						89	H Elon	85 78	185	H UMBC	61 51	
									203	A William & Mary	65 <b>78</b>	
									203	H William & Mary	54 <b>73</b>	
									227	A Col. of Charleston	55 <b>67</b>	
									227	H Col. of Charleston	62 51	
									239	N Western Ill.	83 77	
									245	H Coppin St.	69 <b>81</b>	
									270	A UNCW	51 <b>53</b>	
									270	H UNCW	49 <b>52</b>	
									284	A Rider	72 <b>78</b>	
									302	H UMKC	70 47	
									326	A North Florida	72 <b>74</b>	
LAST 12 Division I GAMES:												
80	H Drexel	33 <b>74</b>	89	A Elon	58 <b>80</b>							
159	H Northeastern	63 <b>81</b>	65	H Hofstra	56 <b>74</b>							
203	A William & Mary	65 <b>78</b>	162	H Delaware	62 <b>66</b>							
34	A James Madison	45 <b>61</b>	227	A Col. of Charleston	55 <b>67</b>							
80	A Drexel	40 <b>56</b>	270	A UNCW	51 <b>53</b>							
227	H Col. of Charleston	62 51	65	A Hofstra	60 <b>64</b>							

Non-Div I Games:

Towson

■ Loss, 
 ■ Non-Conf, 
 ■ S Site, 
 ■ H Home 
 ■ A Away 
 N Neutral

Average RPI Win:	237	WON-LOST	WINNING	LAST 10	STRENGTH OF	OPP. STRENGTH	TEAM	ADJ.	CONF.	ADJ CONF.
Average RPI Loss:	138	RECORD	PCT. RANK	GAMES	SCHEDULE	OF SCHEDULE	RPI	RPI	RPI	RPI
DIV. I ONLY	15- 12	147	7- 3	199	207	141	141	15	15	
DIV. I NON-CONF.	3- 4	197	0- 0	197	257	149	149	14	14	
TOTALS	RPI 1-25	RPI 26-50	W-L RECORDS	RPI 51-100	RPI 101-150	RPI 150+				
15- 12	0- 0	0- 2	OVERALL	0- 2	4- 3	11- 5				
8- 3	0- 0	0- 1	HOME	0- 0	3- 0	5- 2				
7- 9	0- 0	0- 1	AWAY	0- 2	1- 3	6- 3				
0- 0	0- 0	0- 0	NEUTRAL	0- 0	0- 0	0- 0				
3- 4	0- 0	0- 0	NON-CONFERENCE	0- 2	0- 1	3- 1				
1- 0	0- 0	0- 0	HOME	0- 0	0- 0	1- 0				
2- 4	0- 0	0- 0	AWAY	0- 2	0- 1	2- 1				
0- 0	0- 0	0- 0	NEUTRAL	0- 0	0- 0	0- 0				
12- 8	0- 0	0- 2	CONFERENCE	0- 0	4- 2	8- 4				
7- 3	0- 0	0- 1	HOME	0- 0	3- 0	4- 2				
5- 5	0- 0	0- 1	AWAY	0- 0	1- 2	4- 2				
0- 0	0- 0	0- 0	NEUTRAL	0- 0	0- 0	0- 0				

RPI 1-25				RPI 26-50				RPI 51-100				RPI 101+				Team's RPI: 141	
RPI	S	Opponent	Score	RPI	S	Opponent	Score	RPI	S	Opponent	Score	RPI	S	Opponent	Score		
				38	A	Arkansas St.	80 94	75	A	Vanderbilt	43 97	104	A	Little Rock	64 79		
				38	H	Arkansas St.	81 101	78	A	Belmont	93 102	104	H	Little Rock	78 71		
												111	A	Samford	69 73		
												133	A	La.-Lafayette	53 56		
												133	H	La.-Lafayette	90 83		
												147	A	UT Arlington	80 70		
												147	H	UT Arlington	88 71		
												164	A	UAB	67 89		
												187	A	South Ala.	63 65		
												187	H	South Ala.	71 75		
												244	A	Texas St.	88 73		
												244	H	Texas St.	112 79		
												247	A	Alabama St.	73 59		
												262	A	Appalachian St.	100 89		
												262	H	Appalachian St.	81 96		
												272	A	Georgia St.	97 90		
												272	H	Georgia St.	89 78		
												273	A	La.-Monroe	73 77		
												273	H	La.-Monroe	74 64		
												292	A	Ga. Southern	81 66		
												292	H	Ga. Southern	84 68		
												306	H	Nicholls St.	104 51		
												318	A	Southeastern La.	100 90		
LAST 12 Division I GAMES:																	
				147	A	UT Arlington	80 70					272	H	Georgia St.	89 78		
				244	A	Texas St.	88 73					292	H	Ga. Southern	84 68		
				273	H	La.-Monroe	74 64					38	A	Arkansas St.	80 94		
				133	H	La.-Lafayette	90 83					104	A	Little Rock	64 79		
				262	A	Appalachian St.	100 89					262	H	Appalachian St.	81 96		
				187	A	South Ala.	63 65					187	H	South Ala.	71 75		

Non-Div I Games: West Ala. 103 72 Fort Valley St. 118 72

Troy

T

u

l

a

n

e

Tulane				Through Games Of March 8, 2016						
Average RPI Win: 191		WON-LOST	WINNING	LAST 10	STRENGTH OF	OPP. STRENGTH	TEAM	ADJ.	CONF.	ADJ CONF.
Average RPI Loss: 36		RECORD	PCT. RANK	GAMES	SCHEDULE	OF SCHEDULE	RPI	RPI	RPI	RPI
DIV. I ONLY		21- 11	80	6- 4	82	77	74	74	9	9
DIV. I NON-CONF.		9- 3	69	0- 0	73	67	54	54	7	7
<hr/>										
TOTALS		RPI 1-25	RPI 26-50	W-L RECORDS	RPI 51-100	RPI 101-150	RPI 150+			
21- 11	0- 7	0- 0	OVERALL	1- 3	7- 1	13- 0				
13- 3	0- 2	0- 0	HOME	1- 1	4- 0	8- 0				
6- 5	0- 3	0- 0	AWAY	0- 1	1- 1	5- 0				
2- 3	0- 2	0- 0	NEUTRAL	0- 1	2- 0	0- 0				
9- 3	0- 2	0- 0	NON-CONFERENCE	1- 1	4- 0	4- 0				
7- 0	0- 0	0- 0	HOME	1- 0	3- 0	3- 0				
1- 1	0- 1	0- 0	AWAY	0- 0	0- 0	1- 0				
1- 2	0- 1	0- 0	NEUTRAL	0- 1	1- 0	0- 0				
12- 8	0- 5	0- 0	CONFERENCE	0- 2	3- 1	9- 0				
6- 3	0- 2	0- 0	HOME	0- 1	1- 0	5- 0				
5- 4	0- 2	0- 0	AWAY	0- 1	1- 1	4- 0				
1- 1	0- 1	0- 0	NEUTRAL	0- 0	1- 0	0- 0				
<hr/>										
RPI 1-25		RPI 26-50		RPI 51-100		Team's RPI: 74		RPI 101+		
RPI S	Opponent	Score	RPI S	Opponent	Score	RPI S	Opponent	Score		
3 A	UConn	40 80				52 N	Rutgers	51 75	104 H	Little Rock 69 53
3 H	UConn	38 96				53 H	Saint Louis	66 58	109 N	Virginia 67 62
3 N	UConn	35 82				72 A	Temple	67 72	110 A	Memphis 67 83
15 A	Florida St.	72 78				72 H	Temple	54 72	110 N	Memphis 70 64
20 A	South Fla.	65 77							120 H	LSU 67 63
20 H	South Fla.	67 71							144 H	McNeese St. 74 55
24 N	Green Bay	58 79							145 A	East Carolina 66 51
									145 H	East Carolina 78 73
									154 H	Southern U. 77 48
									175 A	Ole Miss 61 59
									192 A	Tulsa 71 47
									192 H	Tulsa 61 42
									194 A	SMU 54 42
									194 H	SMU 76 64
									240 H	Cincinnati 70 51
									277 A	UCF 65 53
									277 H	UCF 75 54
									285 A	Houston 59 56
									285 H	Houston 70 48
									309 H	Jackson St. 92 49
									312 H	UNCG 74 53
<hr/>										
LAST 12 Division I GAMES:										
3 N	UConn	35 82	277 A	UCF	65 53					
110 N	Memphis	70 64	194 H	SMU	76 64					
240 H	Cincinnati	70 51	20 A	South Fla.	65 77					
3 A	UConn	40 80	285 A	Houston	59 56					
72 A	Temple	67 72	3 H	UConn	38 96					
192 H	Tulsa	61 42	72 H	Temple	54 72					

Non-Div I Games:

Tulane

Average RPI Win:	199	WON-LOST	WINNING	LAST 10	STRENGTH OF	OPP. STRENGTH	TEAM	ADJ.	CONF.	ADJ CONF.
Average RPI Loss:	105	RECORD	PCT. RANK	GAMES	SCHEDULE	OF SCHEDULE	RPI	RPI	RPI	RPI
DIV. I ONLY	12- 19	240	5- 5	126	84	192	192	9	9	
DIV. I NON-CONF.	3- 8	258	0- 0	65	77	195	195	7	7	
TOTALS	RPI 1-25	RPI 26-50	W-L RECORDS	RPI 51-100	RPI 101-150	RPI 150+				
12- 19	0- 3	0- 2	OVERALL	0- 7	5- 2	7- 5				
5- 9	0- 2	0- 2	HOME	0- 1	1- 2	4- 2				
6- 7	0- 1	0- 0	AWAY	0- 4	4- 0	2- 2				
1- 3	0- 0	0- 0	NEUTRAL	0- 2	0- 0	1- 1				
3- 8	0- 0	0- 2	NON-CONFERENCE	0- 3	2- 1	1- 2				
1- 4	0- 0	0- 2	HOME	0- 0	0- 1	1- 1				
2- 2	0- 0	0- 0	AWAY	0- 2	2- 0	0- 0				
0- 2	0- 0	0- 0	NEUTRAL	0- 1	0- 0	0- 1				
9- 11	0- 3	0- 0	CONFERENCE	0- 4	3- 1	6- 3				
4- 5	0- 2	0- 0	HOME	0- 1	1- 1	3- 1				
4- 5	0- 1	0- 0	AWAY	0- 2	2- 0	2- 2				
1- 1	0- 0	0- 0	NEUTRAL	0- 1	0- 0	1- 0				

RPI 1-25				RPI 26-50				RPI 51-100				RPI 101+ Team's RPI: 192			
RPI	S	Opponent	Score	RPI	S	Opponent	Score	RPI	S	Opponent	Score	RPI	S	Opponent	Score
3	A	UConn	35 95	31	H	Oklahoma	62 75	53	A	Saint Louis	73 82	104	A	Little Rock	74 63
3	H	UConn	30 94	50	H	Kansas St.	67 75	72	A	Temple	46 66	110	A	Memphis	65 59
20	H	South Fla.	66 72					72	N	Temple	52 78	110	H	Memphis	58 69
								74	A	Tulane	42 61	139	H	Oral Roberts	53 59
								74	H	Tulane	47 71	140	A	Arkansas	74 67
								95	A	UNI	59 75	145	A	East Carolina	55 54
								98	N	Drake	80 91	145	H	East Carolina	81 79
												168	N	George Mason	63 64
												181	H	Grambling	79 51
												194	A	SMU	45 62
												194	H	SMU	56 54
												226	H	Indiana St.	63 67
												240	A	Cincinnati	76 63
												240	H	Cincinnati	53 55
												277	A	UCF	74 75
												277	H	UCF	95 71
												285	A	Houston	79 62
												285	H	Houston	44 28
												285	N	Houston	76 38
LAST 12 Division I GAMES:															
				72	N	Temple	52 78	277	H	UCF	95 71				
				285	N	Houston	76 38	285	H	Houston	44 28				
				240	A	Cincinnati	76 63	145	A	East Carolina	55 54				
				20	H	South Fla.	66 72	277	A	UCF	74 75				
				74	A	Tulane	42 61	3	H	UConn	30 94				
				194	A	SMU	45 62	110	H	Memphis	58 69				

Non-Div I Games:

Tulsa

■ Loss, 
 ■ Non-Conf, 
 ■ S Site, 
 ■ Home 
 ■ A Away 
 N Neutral

Average RPI Win:	212	WON-LOST	WINNING	LAST 10	STRENGTH OF	OPP. STRENGTH	TEAM	ADJ.	CONF.	ADJ CONF.
Average RPI Loss:	111	RECORD	PCT. RANK	GAMES	SCHEDULE	OF SCHEDULE	RPI	RPI	RPI	RPI
DIV. I ONLY	14- 15	179	4- 6	133	146	164	164	12	12	
DIV. I NON-CONF.	7- 4	110	0- 0	177	245	118	118	10	10	
TOTALS	RPI 1-25	RPI 26-50	W-L RECORDS	RPI 51-100	RPI 101-150	RPI 150+				
14- 15	0- 1	0- 4	OVERALL	1- 4	2- 2	11- 4				
10- 4	0- 0	0- 1	HOME	1- 1	2- 1	7- 1				
3- 10	0- 1	0- 2	AWAY	0- 3	0- 1	3- 3				
1- 1	0- 0	0- 1	NEUTRAL	0- 0	0- 0	1- 0				
7- 4	0- 1	0- 1	NON-CONFERENCE	0- 2	2- 0	5- 0				
5- 0	0- 0	0- 0	HOME	0- 0	2- 0	3- 0				
1- 3	0- 1	0- 0	AWAY	0- 2	0- 0	1- 0				
1- 1	0- 0	0- 1	NEUTRAL	0- 0	0- 0	1- 0				
7- 11	0- 0	0- 3	CONFERENCE	1- 2	0- 2	6- 4				
5- 4	0- 0	0- 1	HOME	1- 1	0- 1	4- 1				
2- 7	0- 0	0- 2	AWAY	0- 1	0- 1	2- 3				
0- 0	0- 0	0- 0	NEUTRAL	0- 0	0- 0	0- 0				

RPI 1-25				RPI 26-50				RPI 51-100				RPI 101+ Team's RPI: 164			
RPI	S	Opponent	Score	RPI	S	Opponent	Score	RPI	S	Opponent	Score	RPI	S	Opponent	Score
15	A	Florida St.	44 84	30	A	UTEP	54 62	59	A	Auburn	71 85	111	H	Samford	61 41
				35	A	Western Ky.	55 64	66	A	Middle Tenn.	40 68	132	A	Marshall	65 73
				35	H	Western Ky.	49 63	66	H	Middle Tenn.	72 77	132	H	Marshall	61 64
				49	N	North Carolina St.	56 67	77	H	Charlotte	75 57	141	H	Troy	89 67
								78	A	Belmont	62 63	151	H	Old Dominion	58 55
												170	H	Southern Miss.	53 49
												174	A	Fla. Atlantic	67 62
												174	H	Fla. Atlantic	51 52
												184	H	Louisiana Tech	64 49
												187	A	South Ala.	53 39
												225	A	North Texas	51 53
												233	A	Rice	64 55
												252	N	High Point	56 46
												264	A	UTSA	52 54
												303	H	South Carolina St.	71 38
												304	A	FIU	61 72
												304	H	FIU	71 42
												337	H	Ark.-Pine Bluff	82 32
												349	H	Mississippi Val.	80 33
LAST 12 Division I GAMES:															
174	H	Fla. Atlantic	51 52	170	H	Southern Miss.	53 49								
304	H	FIU	71 42	174	A	Fla. Atlantic	67 62								
35	A	Western Ky.	55 64	304	A	FIU	61 72								
132	A	Marshall	65 73	132	H	Marshall	61 64								
66	H	Middle Tenn.	72 77	35	H	Western Ky.	49 63								
184	H	Louisiana Tech	64 49	225	A	North Texas	51 53								

Non-Div I Games:

UAB

■ Loss, 
 ■ Non-Conf, S Site, 
 ■ Home 
 ■ Away 
 N Neutral

Average RPI Win:	259	WON-LOST	WINNING	LAST 10	STRENGTH OF	OPP. STRENGTH	TEAM	ADJ.	CONF.	ADJ CONF.
Average RPI Loss:	127	RECORD	PCT. RANK	GAMES	SCHEDULE	OF SCHEDULE	RPI	RPI	RPI	RPI
DIV. I ONLY	16- 12	135	6- 4	288	221	186	186	22	22	
DIV. I NON-CONF.	6- 6	160	0- 0	261	133	196	196	21	21	
TOTALS	RPI 1-25	RPI 26-50	W-L RECORDS	RPI 51-100	RPI 101-150	RPI 150+				
16- 12	0- 1	0- 1	OVERALL	1- 3	1- 3	14- 4				
7- 5	0- 1	0- 0	HOME	0- 1	1- 1	6- 2				
9- 5	0- 0	0- 0	AWAY	1- 2	0- 2	8- 1				
0- 2	0- 0	0- 1	NEUTRAL	0- 0	0- 0	0- 1				
6- 6	0- 1	0- 1	NON-CONFERENCE	1- 1	0- 0	5- 3				
1- 3	0- 1	0- 0	HOME	0- 0	0- 0	1- 2				
5- 1	0- 0	0- 0	AWAY	1- 1	0- 0	4- 0				
0- 2	0- 0	0- 1	NEUTRAL	0- 0	0- 0	0- 1				
10- 6	0- 0	0- 0	CONFERENCE	0- 2	1- 3	9- 1				
6- 2	0- 0	0- 0	HOME	0- 1	1- 1	5- 0				
4- 4	0- 0	0- 0	AWAY	0- 1	0- 2	4- 1				
0- 0	0- 0	0- 0	NEUTRAL	0- 0	0- 0	0- 0				

RPI S	Opponent	Score	RPI S	Opponent	Score	RPI S	Opponent	Score	RPI S	Opponent	Score	Team's RPI: 186
10	H Stanford	45 74	48	N Albany (NY)	70 80	54	A St. Mary's (CA)	78 71	119	A Hawaii	50 70	
						58	A UC Riverside	73 80	119	H Hawaii	60 58	
						58	H UC Riverside	76 90	126	A Long Beach St.	64 74	
						88	A Utah	58 88	126	H Long Beach St.	62 75	
									167	H Sacramento St.	77 92	
									176	H Pacific	53 66	
									183	A Cal Poly	75 57	
									183	H Cal Poly	82 71	
									211	A Utah Valley	59 55	
									234	A San Diego St.	65 54	
									265	A UC Santa Barbara	59 66	
									265	H UC Santa Barbara	80 51	
									288	N Florida A&M	58 61	
									289	A Portland	72 47	
									300	A CSUN	75 52	
									300	H CSUN	57 50	
									321	A Portland St.	82 70	
									336	A UC Irvine	76 70	
									336	H UC Irvine	74 61	
									338	A Cal St. Fullerton	63 59	
									338	H Cal St. Fullerton	80 56	
									341	H Air Force	66 40	
LAST 12 Division I GAMES:												
336	A UC Irvine	76 70	183	H Cal Poly	82 71							
126	A Long Beach St.	64 74	338	A Cal St. Fullerton	63 59							
300	H CSUN	57 50	58	A UC Riverside	73 80							
58	H UC Riverside	76 90	265	H UC Santa Barbara	80 51							
119	A Hawaii	50 70	126	H Long Beach St.	62 75							
338	H Cal St. Fullerton	80 56	183	A Cal Poly	75 57							

Non-Div I Games: Cal St. Monterey Ba91 36

UC Davis

Loss, Non-Conf, S Site, H Home A Away N Neutral

Average RPI Win:	332	WON-LOST	WINNING	LAST 10	STRENGTH OF	OPP. STRENGTH	TEAM	ADJ.	CONF.	ADJ CONF.
Average RPI Loss:	177	RECORD	PCT. RANK	GAMES	SCHEDULE	OF SCHEDULE	RPI	RPI	RPI	RPI
DIV. I ONLY	3- 27	342	0- 10	283	208	336	336	22	22	
DIV. I NON-CONF.	2- 11	306	0- 0	264	103	312	312	21	21	
TOTALS	RPI 1-25	RPI 26-50	W-L RECORDS	RPI 51-100	RPI 101-150	RPI 150+				
3- 27	0- 1	0- 2	OVERALL	0- 3	0- 4	3- 17				
1- 12	0- 0	0- 1	HOME	0- 1	0- 2	1- 8				
2- 14	0- 0	0- 0	AWAY	0- 0	0- 0	2- 1				
0- 1	0- 0	0- 1	NEUTRAL	0- 0	0- 0	0- 0				
2- 11	0- 1	0- 2	NON-CONFERENCE	0- 1	0- 0	2- 7				
1- 3	0- 0	0- 1	HOME	0- 0	0- 0	1- 2				
1- 7	0- 1	0- 0	AWAY	0- 1	0- 0	1- 5				
0- 1	0- 0	0- 1	NEUTRAL	0- 0	0- 0	0- 0				
1- 16	0- 0	0- 0	CONFERENCE	0- 2	0- 4	1- 10				
0- 9	0- 0	0- 0	HOME	0- 1	0- 2	0- 6				
1- 7	0- 0	0- 0	AWAY	0- 1	0- 2	1- 4				
0- 0	0- 0	0- 0	NEUTRAL	0- 0	0- 0	0- 0				

RPI 1-25				RPI 26-50				RPI 51-100				RPI 101+				Team's RPI: 336	
RPI	S	Opponent	Score	RPI	S	Opponent	Score	RPI	S	Opponent	Score	RPI	S	Opponent	Score		
9	A	UCLA	48 83	39	N	Princeton	42 83	55	A	Southern California	56 75	119	A	Hawaii	35 59		
				42	H	St. John's (NY)	63 85	58	A	UC Riverside	69 93	119	H	Hawaii	65 83		
								58	H	UC Riverside	72 84	126	A	Long Beach St.	49 67		
												126	H	Long Beach St.	65 71		
												167	A	Sacramento St.	78 126		
												183	A	Cal Poly	38 50		
												183	H	Cal Poly	54 72		
												186	A	UC Davis	61 74		
												186	H	UC Davis	70 76		
												191	A	UNLV	52 72		
												201	A	San Jose St.	58 79		
												212	A	CSU Bakersfield	39 65		
												231	H	Grand Canyon	53 58		
												241	A	Loyola Marymount	50 95		
												265	A	UC Santa Barbara	37 66		
												265	H	UC Santa Barbara	43 62		
												265	H	UC Santa Barbara	62 80		
												300	A	CSUN	48 62		
												300	H	CSUN	64 83		
												310	H	Northern Ariz.	55 71		
												324	H	Nevada	68 64		
												334	A	Southern Utah	63 58		
												338	A	Cal St. Fullerton	62 58		
												338	H	Cal St. Fullerton	53 66		
LAST 12 Division I GAMES:																	
265	H	UC Santa Barbara	43 62	300	A	CSUN	48 62	265	H	UC Santa Barbara	62 80	183	A	Cal Poly	38 50		
186	H	UC Davis	70 76	58	H	UC Riverside	72 84	119	A	Hawaii	35 59	300	H	CSUN	64 83		
126	A	Long Beach St.	49 67	265	A	UC Santa Barbara	37 66	338	A	Cal St. Fullerton	62 58						
265	A	UC Santa Barbara	37 66	338	H	Cal St. Fullerton	53 66										

Non-Div I Games: San Diego Christian78 49

UC Irvine

■ Loss, 
 ■ Non-Conf, 
 ■ S Site, 
 ■ Home 
 ■ A Away 
 N Neutral



## UC Riverside

Through Games Of March 8, 2016

Average RPI Win:	228	WON-LOST	WINNING	LAST 10	STRENGTH OF	OPP. STRENGTH	TEAM	ADJ.	CONF.	ADJ CONF.
Average RPI Loss:	45	RECORD	PCT. RANK	GAMES	SCHEDULE	OF SCHEDULE	RPI	RPI	RPI	RPI
DIV. I ONLY	23- 7	39	10- 0	154	189	58	58	22	22	
DIV. I NON-CONF.	7- 7	160	0- 0	58	50	91	91	21	21	
TOTALS	RPI 1-25	RPI 26-50	W-L RECORDS	RPI 51-100	RPI 101-150	RPI 150+				
23- 7	0- 2	0- 2	OVERALL	0- 3	5- 0	18- 0				
11- 1	0- 1	0- 0	HOME	0- 0	3- 0	8- 0				
11- 6	0- 1	0- 2	AWAY	0- 3	2- 0	9- 0				
1- 0	0- 0	0- 0	NEUTRAL	0- 0	0- 0	1- 0				
7- 7	0- 2	0- 2	NON-CONFERENCE	0- 3	1- 0	6- 0				
3- 1	0- 1	0- 0	HOME	0- 0	1- 0	2- 0				
3- 6	0- 1	0- 2	AWAY	0- 3	0- 0	3- 0				
1- 0	0- 0	0- 0	NEUTRAL	0- 0	0- 0	1- 0				
16- 0	0- 0	0- 0	CONFERENCE	0- 0	4- 0	12- 0				
8- 0	0- 0	0- 0	HOME	0- 0	2- 0	6- 0				
8- 0	0- 0	0- 0	AWAY	0- 0	2- 0	6- 0				
0- 0	0- 0	0- 0	NEUTRAL	0- 0	0- 0	0- 0				

RPI 1-25				RPI 26-50				RPI 51-100				Team's RPI: 58	RPI 101+			
RPI	S	Opponent	Score	RPI	S	Opponent	Score	RPI	S	Opponent	Score		RPI	S	Opponent	Score
5	A	Oregon St.	65 86	30	A	UTEP	57 68	68	A	San Francisco	76 88		115	H	Fresno St.	86 68
9	H	UCLA	56 70	33	A	Washington	43 78	84	A	Oregon	81 95		119	A	Hawaii	77 74
								85	A	California	58 64		119	H	Hawaii	81 77
													126	A	Long Beach St.	78 60
													126	H	Long Beach St.	83 58
													183	A	Cal Poly	75 62
													183	H	Cal Poly	93 83
													186	A	UC Davis	90 76
													186	H	UC Davis	80 73
													212	H	CSU Bakersfield	81 61
													228	N	Southeast Mo. St.	85 67
													231	A	Grand Canyon	85 67
													234	A	San Diego St.	85 68
													241	H	Loyola Marymount	80 62
													265	A	UC Santa Barbara	83 53
													265	H	UC Santa Barbara	92 81
													271	A	Seattle	92 70
													300	A	CSUN	84 62
													300	H	CSUN	83 76
													336	A	UC Irvine	84 72
													336	H	UC Irvine	93 69
													338	A	Cal St. Fullerton	90 43
													338	H	Cal St. Fullerton	69 45
LAST 12 Division I GAMES:																
338	H	Cal St. Fullerton	69 45	183	A	Cal Poly	75 62									
336	A	UC Irvine	84 72	338	A	Cal St. Fullerton	90 43									
119	H	Hawaii	81 77	300	H	CSUN	83 76									
300	A	CSUN	84 62	186	H	UC Davis	80 73									
186	A	UC Davis	90 76	183	H	Cal Poly	93 83									
126	H	Long Beach St.	83 58	265	H	UC Santa Barbara	92 81									

Non-Div I Games:

UC Riverside

■ Loss, 
 ■ Non-Conf, 
 ■ S Site, 
 ■ Home 
 ■ A Away 
 N Neutral

Average RPI Win:	288	WON-LOST	WINNING	LAST 10	STRENGTH OF	OPP. STRENGTH	TEAM	ADJ.	CONF.	ADJ CONF.
Average RPI Loss:	138	RECORD	PCT. RANK	GAMES	SCHEDULE	OF SCHEDULE	RPI	RPI	RPI	RPI
DIV. I ONLY	11- 19	248	5- 5	256	239	265	265	22	22	
DIV. I NON-CONF.	2- 11	306	0- 0	210	191	310	310	21	21	
TOTALS	RPI 1-25	RPI 26-50	W-L RECORDS	RPI 51-100	RPI 101-150	RPI 150+				
11- 19	0- 0	0- 0	OVERALL	0- 6	0- 7	11- 6				
7- 6	0- 0	0- 0	HOME	0- 2	0- 2	7- 2				
4- 13	0- 0	0- 0	AWAY	0- 4	0- 5	4- 4				
0- 0	0- 0	0- 0	NEUTRAL	0- 0	0- 0	0- 0				
2- 11	0- 0	0- 0	NON-CONFERENCE	0- 4	0- 3	2- 4				
2- 3	0- 0	0- 0	HOME	0- 1	0- 0	2- 2				
0- 8	0- 0	0- 0	AWAY	0- 3	0- 3	0- 2				
0- 0	0- 0	0- 0	NEUTRAL	0- 0	0- 0	0- 0				
9- 8	0- 0	0- 0	CONFERENCE	0- 2	0- 4	9- 2				
5- 3	0- 0	0- 0	HOME	0- 1	0- 2	5- 0				
4- 5	0- 0	0- 0	AWAY	0- 1	0- 2	4- 2				
0- 0	0- 0	0- 0	NEUTRAL	0- 0	0- 0	0- 0				

RPI S	Opponent	Score	RPI S	Opponent	Score	RPI S	Opponent	Score	RPI S	Opponent	Score	Team's RPI: 265
						58	A UC Riverside	81 92	119	A Hawaii	45 59	
						58	H UC Riverside	53 83	119	H Hawaii	62 63	
						62	A Santa Clara	48 66	120	A LSU	50 68	
						62	H Santa Clara	37 48	126	A Long Beach St.	52 60	
						84	A Oregon	51 79	126	H Long Beach St.	55 58	
						96	A Washington St.	44 61	133	A La.-Lafayette	42 61	
									135	A Idaho	42 64	
									183	A Cal Poly	60 66	
									183	H Cal Poly	78 67	
									186	A UC Davis	51 80	
									186	H UC Davis	66 59	
									190	H UTRGV	60 62	
									212	H CSU Bakersfield	61 60	
									241	H Loyola Marymount	63 70	
									255	A Wyoming	67 76	
									267	A Pepperdine	69 71	
									300	A CSUN	65 49	
									300	H CSUN	70 58	
									307	H Morehead St.	93 78	
									336	A UC Irvine	62 43	
									336	A UC Irvine	80 62	
									336	H UC Irvine	66 37	
									338	A Cal St. Fullerton	65 47	
									338	H Cal St. Fullerton	79 49	
LAST 12 Division I GAMES:												
			336	A UC Irvine	62 43		126	A Long Beach St.	52 60			
			119	A Hawaii	45 59		336	A UC Irvine	80 62			
			183	A Cal Poly	60 66		119	H Hawaii	62 63			
			336	H UC Irvine	66 37		338	H Cal St. Fullerton	79 49			
			126	H Long Beach St.	55 58		186	A UC Davis	51 80			
			300	H CSUN	70 58		58	A UC Riverside	81 92			

Non-Div I Games: La Verne 89 41

UC Santa Barbara

Loss, Non-Conf, S Site, H Home A Away N Neutral

Average RPI Win:	241	WON-LOST	WINNING	LAST 10	STRENGTH OF	OPP. STRENGTH	TEAM	ADJ.	CONF.	ADJ CONF.
Average RPI Loss:	120	RECORD	PCT. RANK	GAMES	SCHEDULE	OF SCHEDULE	RPI	RPI	RPI	RPI
DIV. I ONLY	7- 23	301	3- 7	155	97	277	277	9	9	
DIV. I NON-CONF.	3- 8	258	0- 0	124	194	245	245	7	7	
TOTALS	RPI 1-25	RPI 26-50	W-L RECORDS	RPI 51-100	RPI 101-150	RPI 150+				
7- 23	0- 4	0- 2	OVERALL	0- 4	0- 5	7- 8				
5- 10	0- 1	0- 2	HOME	0- 2	0- 3	5- 2				
2- 11	0- 2	0- 0	AWAY	0- 2	0- 2	2- 5				
0- 2	0- 1	0- 0	NEUTRAL	0- 0	0- 0	0- 1				
3- 8	0- 1	0- 2	NON-CONFERENCE	0- 0	0- 2	3- 3				
2- 4	0- 0	0- 2	HOME	0- 0	0- 1	2- 1				
1- 3	0- 0	0- 0	AWAY	0- 0	0- 1	1- 2				
0- 1	0- 1	0- 0	NEUTRAL	0- 0	0- 0	0- 0				
4- 15	0- 3	0- 0	CONFERENCE	0- 4	0- 3	4- 5				
3- 6	0- 1	0- 0	HOME	0- 2	0- 2	3- 1				
1- 8	0- 2	0- 0	AWAY	0- 2	0- 1	1- 3				
0- 1	0- 0	0- 0	NEUTRAL	0- 0	0- 0	0- 1				

RPI 1-25				RPI 26-50				RPI 51-100				RPI 101+ Team's RPI: 277			
RPI	S	Opponent	Score	RPI	S	Opponent	Score	RPI	S	Opponent	Score	RPI	S	Opponent	Score
3	A	UConn	51 106	32	H	Oklahoma St.	55 74	72	A	Temple	64 78	110	A	Memphis	59 75
20	A	South Fla.	63 108	42	H	St. John's (NY)	42 70	72	H	Temple	63 71	110	H	Memphis	52 69
20	H	South Fla.	49 88					74	A	Tulane	54 75	123	A	Akron	54 74
25	N	Florida	79 93					74	H	Tulane	53 65	130	H	Buffalo	60 66
												145	H	East Carolina	56 71
												180	H	Butler	63 71
												187	A	South Ala.	77 36
												192	A	Tulsa	71 95
												192	H	Tulsa	75 74
												194	A	SMU	50 65
												194	H	SMU	66 54
												194	N	SMU	74 83
												195	A	Stetson	68 83
												238	A	Omaha	60 75
												240	A	Cincinnati	80 60
												240	H	Cincinnati	50 68
												285	A	Houston	55 64
												285	H	Houston	65 62
												288	H	Florida A&M	93 55
												304	H	FIU	89 72
LAST 12 Division I GAMES:															
194	N	SMU	74 83	110	H	Memphis	52 69								
72	A	Temple	64 78	194	A	SMU	50 65								
285	H	Houston	65 62	285	A	Houston	55 64								
194	H	SMU	66 54	192	H	Tulsa	75 74								
74	H	Tulane	53 65	110	A	Memphis	59 75								
192	A	Tulsa	71 95	20	H	South Fla.	49 88								

Non-Div I Games:

UCF

■ Loss, 
 ■ Non-Conf, 
 ■ S Site, 
 ■ Home 
 ■ A Away 
 N Neutral

Average RPI Win:	100	WON-LOST	WINNING	LAST 10	STRENGTH OF	OPP. STRENGTH	TEAM	ADJ.	CONF.	ADJ CONF.
Average RPI Loss:	25	RECORD	PCT. RANK	GAMES	SCHEDULE	OF SCHEDULE	RPI	RPI	RPI	RPI
DIV. I ONLY	24- 8	48	8- 2	5	3	9	9	1	1	
DIV. I NON-CONF.	8- 2	51	0- 0	12	25	11	11	1	1	
TOTALS	RPI 1-25	RPI 26-50	W-L RECORDS	RPI 51-100	RPI 101-150	RPI 150+				
24- 8	3- 5	3- 1	OVERALL	10- 2	3- 0	5- 0				
13- 1	3- 1	3- 0	HOME	4- 0	1- 0	2- 0				
8- 5	0- 0	0- 0	AWAY	5- 0	1- 0	2- 0				
3- 2	0- 2	0- 0	NEUTRAL	1- 0	1- 0	1- 0				
8- 2	0- 2	2- 0	NON-CONFERENCE	2- 0	0- 0	4- 0				
4- 1	0- 1	2- 0	HOME	0- 0	0- 0	2- 0				
3- 0	0- 0	0- 0	AWAY	2- 0	0- 0	1- 0				
1- 1	0- 1	0- 0	NEUTRAL	0- 0	0- 0	1- 0				
16- 6	3- 3	1- 1	CONFERENCE	8- 2	3- 0	1- 0				
9- 0	3- 0	1- 0	HOME	4- 0	1- 0	0- 0				
5- 5	0- 2	0- 1	AWAY	3- 2	1- 0	1- 0				
2- 1	0- 1	0- 0	NEUTRAL	1- 0	1- 0	0- 0				

RPI	S	Opponent	Score	RPI	S	Opponent	Score	RPI	S	Opponent	Score	RPI	S	Opponent	Score
1	N	Notre Dame	84 92	33	A	Washington	56 64	55	A	Southern California	68 71	122	A	Arizona	73 39
4	H	South Carolina	65 68	33	H	Washington	63 59	55	H	Southern California	78 73	122	H	Arizona	80 53
5	A	Oregon St.	54 64	34	H	James Madison	90 61	58	A	UC Riverside	70 56	122	N	Arizona	72 51
5	H	Oregon St.	71 51	42	H	St. John's (NY)	73 58	76	A	Michigan	86 77	167	A	Sacramento St.	109 76
5	N	Oregon St.	57 69					84	A	Oregon	77 72	184	N	Louisiana Tech	68 57
10	H	Stanford	56 36					84	H	Oregon	80 69	202	A	Colorado	82 64
11	A	Arizona St.	61 65					85	A	California	104 108	212	H	CSU Bakersfield	82 68
11	H	Arizona St.	74 61					85	H	California	75 56	336	H	UC Irvine	83 48
								85	N	California	73 67				
								88	A	Utah	69 63				
								96	A	Washington St.	75 73				
								96	H	Washington St.	73 61				
LAST 12 Division I GAMES:															
		5 N Oregon St.	57 69			84 A Oregon	77 72								
		85 N California	73 67			33 H Washington	63 59								
		122 N Arizona	72 51			96 H Washington St.	73 61								
		11 H Arizona St.	74 61			122 A Arizona	73 39								
		122 H Arizona	80 53			11 A Arizona St.	61 65								
		5 A Oregon St.	54 64			88 A Utah	69 63								

Non-Div I Games:

UCLA

■ Loss, 
 ■ Non-Conf, S Site, 
 ■ Home 
 ■ Away 
 N Neutral

Average RPI Win:	111	WON-LOST	WINNING	LAST 10	STRENGTH OF	OPP. STRENGTH	TEAM	ADJ.	CONF.	ADJ CONF.
Average RPI Loss:	0	RECORD	PCT. RANK	GAMES	SCHEDULE	OF SCHEDULE	RPI	RPI	RPI	RPI
DIV. I ONLY	32- 0	1	10- 0	18	32	3	3	9	9	
DIV. I NON-CONF.	11- 0	1	1- 0	1	1	1	1	7	7	
TOTALS	RPI 1-25	RPI 26-50	W-L RECORDS	RPI 51-100	RPI 101-150	RPI 150+				
32- 0	8- 0	3- 0	OVERALL	6- 0	6- 0	9- 0				
13- 0	2- 0	1- 0	HOME	3- 0	3- 0	4- 0				
14- 0	3- 0	2- 0	AWAY	2- 0	2- 0	5- 0				
5- 0	3- 0	0- 0	NEUTRAL	1- 0	1- 0	0- 0				
11- 0	5- 0	3- 0	NON-CONFERENCE	1- 0	1- 0	1- 0				
4- 0	1- 0	1- 0	HOME	1- 0	1- 0	0- 0				
5- 0	2- 0	2- 0	AWAY	0- 0	0- 0	1- 0				
2- 0	2- 0	0- 0	NEUTRAL	0- 0	0- 0	0- 0				
21- 0	3- 0	0- 0	CONFERENCE	5- 0	5- 0	8- 0				
9- 0	1- 0	0- 0	HOME	2- 0	2- 0	4- 0				
9- 0	1- 0	0- 0	AWAY	2- 0	2- 0	4- 0				
3- 0	1- 0	0- 0	NEUTRAL	1- 0	1- 0	0- 0				

RPI	S	Opponent	Score	RPI	S	Opponent	Score	RPI	S	Opponent	Score	RPI	S	Opponent	Score
1	H	Notre Dame	91 81	29	A	DePaul	86 70	72	A	Temple	85 60	110	A	Memphis	86 46
4	A	South Carolina	66 54	40	A	Chattanooga	79 31	72	H	Temple	104 49	110	H	Memphis	83 40
6	A	Ohio St.	100 56	50	H	Kansas St.	97 57	74	A	Tulane	96 38	120	H	LSU	86 40
8	N	Maryland	83 73					74	H	Tulane	80 40	145	A	East Carolina	84 41
15	N	Florida St.	73 49					74	N	Tulane	82 35	145	H	East Carolina	92 46
20	A	South Fla.	75 59					94	H	Nebraska	88 46	145	N	East Carolina	92 51
20	H	South Fla.	79 59									192	A	Tulsa	94 30
20	N	South Fla.	77 51									192	H	Tulsa	95 35
												194	A	SMU	90 37
												194	H	SMU	88 41
												240	A	Cincinnati	107 45
												240	H	Cincinnati	88 34
												277	H	UCF	106 51
												285	A	Houston	76 37
												293	A	Colgate	94 50
LAST 12 Division I GAMES:															
		20	N	South Fla.			77	51			145	A	East Carolina		84 41
		74	N	Tulane			82	35			240	H	Cincinnati		88 34
		145	N	East Carolina			92	51			72	A	Temple		85 60
		20	H	South Fla.			79	59			4	A	South Carolina		66 54
		74	H	Tulane			80	40			145	H	East Carolina		92 46
		194	H	SMU			88	41			74	A	Tulane		96 38

Non-Div I Games:

UConn

UMBC				STRENGTH OF SCHEDULE	OPP. STRENGTH OF SCHEDULE	TEAM RPI	ADJ. RPI	CONF. RPI	ADJ CONF. RPI
Average RPI Win:	249	WON-LOST RECORD	WINNING PCT. RANK						
Average RPI Loss:	150		LAST 10 GAMES						
DIV. I ONLY	17- 13	137	5- 5	282	216	185	185	16	16
DIV. I NON-CONF.	9- 4	95	0- 0	287	278	155	155	19	19
-----									
TOTALS	RPI 1-25	RPI 26-50	W-L RECORDS	RPI 51-100	RPI 101-150	RPI 150+			
17- 13	0- 0	0- 3	OVERALL	1- 2	0- 1	16- 7			
8- 6	0- 0	0- 2	HOME	1- 1	0- 0	7- 3			
8- 7	0- 0	0- 1	AWAY	0- 1	0- 1	8- 4			
1- 0	0- 0	0- 0	NEUTRAL	0- 0	0- 0	1- 0			
9- 4	0- 0	0- 1	NON-CONFERENCE	1- 0	0- 1	8- 2			
4- 2	0- 0	0- 1	HOME	1- 0	0- 0	3- 1			
4- 2	0- 0	0- 0	AWAY	0- 0	0- 1	4- 1			
1- 0	0- 0	0- 0	NEUTRAL	0- 0	0- 0	1- 0			
8- 9	0- 0	0- 2	CONFERENCE	0- 2	0- 0	8- 5			
4- 4	0- 0	0- 1	HOME	0- 1	0- 0	4- 2			
4- 5	0- 0	0- 1	AWAY	0- 1	0- 0	4- 3			
0- 0	0- 0	0- 0	NEUTRAL	0- 0	0- 0	0- 0			

RPI 1-25			RPI 26-50			RPI 51-100			RPI 101+ Team's RPI: 185		
RPI	S	Opponent	Score	RPI	S	Opponent	Score	RPI	S	Opponent	Score
				28	H	Penn	46 81	63	A	Maine	55 65
				48	A	Albany (NY)	39 63	63	H	Maine	38 72
				48	H	Albany (NY)	42 77	90	H	Bucknell	65 52
LAST 12 Division I GAMES:											
219	A	Binghamton	41 49	156	A	Stony Brook	69 65	217	A	Hartford	57 65
232	H	New Hampshire	59 67	63	H	Maine	38 72	217	H	Hartford	58 51
219	A	Binghamton	56 70	48	A	Albany (NY)	39 63	219	A	Binghamton	56 70
278	A	Vermont	74 60	232	A	New Hampshire	65 55	219	H	Binghamton	62 51
217	H	Hartford	58 51	219	H	Binghamton	62 51	222	A	Loyola Maryland	52 46
320	H	UMass Lowell	68 52	217	A	Hartford	57 65	232	A	New Hampshire	65 55
								232	H	New Hampshire	59 67
								245	A	Coppin St.	68 61
								249	H	Columbia	68 70
								253	A	Morgan St.	65 46
								274	H	American	47 46
								278	A	Vermont	74 60
								278	H	Vermont	85 48
								280	H	La Salle	60 29
								281	A	UMES	55 52
								284	H	Rider	58 53
								284	N	Rider	67 58
								295	A	Towson	51 61
								320	A	UMass Lowell	68 44
								320	H	UMass Lowell	68 52

Non-Div I Games:

UMBC

■ Loss, 
 ■ Non-Conf, 
 ■ S Site, 
 ■ H Home 
 ■ A Away 
 N Neutral

UMES				STRENGTH OF SCHEDULE	OPP. STRENGTH OF SCHEDULE	TEAM RPI	ADJ. RPI	CONF. RPI	ADJ CONF. RPI
Average RPI Win:	283	WON-LOST RECORD	WINNING PCT. RANK						
Average RPI Loss:	207		LAST 10 GAMES						
DIV. I ONLY	11- 17	237	7- 3	296	330	281	281	32	32
DIV. I NON-CONF.	1- 10	330	0- 0	78	208	282	282	30	30
<hr/>									
TOTALS	RPI 1-25	RPI 26-50	W-L RECORDS	RPI 51-100	RPI 101-150	RPI 150+			
11- 17	0- 2	0- 0	OVERALL	0- 1	0- 1	11- 13			
6- 8	0- 1	0- 0	HOME	0- 0	0- 1	6- 6			
5- 8	0- 1	0- 0	AWAY	0- 1	0- 0	5- 6			
0- 1	0- 0	0- 0	NEUTRAL	0- 0	0- 0	0- 1			
1- 10	0- 2	0- 0	NON-CONFERENCE	0- 1	0- 1	1- 6			
1- 5	0- 1	0- 0	HOME	0- 0	0- 1	1- 3			
0- 5	0- 1	0- 0	AWAY	0- 1	0- 0	0- 3			
0- 0	0- 0	0- 0	NEUTRAL	0- 0	0- 0	0- 0			
10- 7	0- 0	0- 0	CONFERENCE	0- 0	0- 0	10- 7			
5- 3	0- 0	0- 0	HOME	0- 0	0- 0	5- 3			
5- 3	0- 0	0- 0	AWAY	0- 0	0- 0	5- 3			
0- 1	0- 0	0- 0	NEUTRAL	0- 0	0- 0	0- 1			

RPI 1-25				RPI 26-50				RPI 51-100				RPI 101+ Team's RPI: 281			
RPI	S	Opponent	Score	RPI	S	Opponent	Score	RPI	S	Opponent	Score	RPI	S	Opponent	Score
8	H	Maryland	30 106					71	A	VCU	39 63	102	H	Georgetown	60 71
18	A	Duquesne	59 95									151	H	Old Dominion	52 69
												159	A	Northeastern	49 60
												169	A	Xavier	56 61
												185	H	UMBC	52 55
												204	H	Hampton	55 76
												210	H	USC Upstate	78 59
												218	A	N.C. A&T	56 50
												242	H	Bethune-Cookman	76 71
												245	A	Coppin St.	54 61
												253	A	Morgan St.	50 42
												253	H	Morgan St.	69 77
												288	H	Florida A&M	61 47
												299	A	Savannah St.	42 60
												303	A	South Carolina St.	63 56
												303	H	South Carolina St.	61 55
												312	A	UNCG	51 71
												317	H	Mt. St. Mary's	50 57
												322	A	Delaware St.	70 61
												322	H	Delaware St.	54 49
												328	A	Howard	79 57
												328	H	Howard	62 59
												328	N	Howard	51 68
												347	H	Norfolk St.	63 74
												348	A	N.C. Central	46 49
LAST 12 Division I GAMES:															
				328	N	Howard	51 68	322	A	Delaware St.	70 61				
				288	H	Florida A&M	61 47	347	H	Norfolk St.	63 74				
				253	A	Morgan St.	50 42	204	H	Hampton	55 76				
				322	H	Delaware St.	54 49	328	H	Howard	62 59				
				303	H	South Carolina St.	61 55	245	A	Coppin St.	54 61				
				328	A	Howard	79 57	242	H	Bethune-Cookman	76 71				

Non-Div I Games:      Cheyney                      76    46

UMES

  Loss, 
   Non-Conf, 
   S Site, 
   H Home 
   A Away 
 N Neutral

Average RPI Win:	253	WON-LOST	WINNING	LAST 10	STRENGTH OF	OPP. STRENGTH	TEAM	ADJ.	CONF.	ADJ CONF.
Average RPI Loss:	211	RECORD	PCT. RANK	GAMES	SCHEDULE	OF SCHEDULE	RPI	RPI	RPI	RPI
DIV. I ONLY	8- 17	273	4- 6	330	269	302	302	28	28	
DIV. I NON-CONF.	3- 8	258	0- 0	329	241	320	320	25	25	
TOTALS	RPI 1-25	RPI 26-50	W-L RECORDS	RPI 51-100	RPI 101-150	RPI 150+				
8- 17	0- 0	0- 0	OVERALL	0- 1	0- 4	8- 12				
3- 8	0- 0	0- 0	HOME	0- 0	0- 2	3- 6				
5- 9	0- 0	0- 0	AWAY	0- 1	0- 2	5- 6				
0- 0	0- 0	0- 0	NEUTRAL	0- 0	0- 0	0- 0				
3- 8	0- 0	0- 0	NON-CONFERENCE	0- 1	0- 2	3- 5				
1- 3	0- 0	0- 0	HOME	0- 0	0- 1	1- 2				
2- 5	0- 0	0- 0	AWAY	0- 1	0- 1	2- 3				
0- 0	0- 0	0- 0	NEUTRAL	0- 0	0- 0	0- 0				
5- 9	0- 0	0- 0	CONFERENCE	0- 0	0- 2	5- 7				
2- 5	0- 0	0- 0	HOME	0- 0	0- 1	2- 4				
3- 4	0- 0	0- 0	AWAY	0- 0	0- 1	3- 3				
0- 0	0- 0	0- 0	NEUTRAL	0- 0	0- 0	0- 0				

RPI 1-25			RPI 26-50			RPI 51-100				RPI 101+		Team's RPI: 302					
RPI	S	Opponent	Score	RPI	S	Opponent	Score	RPI	S	Opponent	Score	RPI	S	Opponent	Score		
								99	A	Northwestern	38	80	108	A	New Mexico St.	74	78
													108	H	New Mexico St.	62	68
													146	H	SIUE	58	63
													148	A	Milwaukee	48	70
													190	A	UTRGV	59	57
													190	H	UTRGV	53	62
													211	A	Utah Valley	71	79
													211	H	Utah Valley	44	58
													212	A	CSU Bakersfield	56	40
													212	H	CSU Bakersfield	68	78
													220	A	Kansas	47	44
													226	H	Indiana St.	47	77
													228	A	Southeast Mo. St.	65	78
													231	A	Grand Canyon	63	57
													231	H	Grand Canyon	59	68
													238	A	Omaha	42	57
													253	A	Morgan St.	59	50
													271	A	Seattle	63	69
													271	H	Seattle	64	43
													295	A	Towson	47	70
													301	H	Denver	68	58
													326	H	North Florida	55	62
													344	A	Chicago St.	72	77
													344	H	Chicago St.	67	50
LAST 12 Division I GAMES:																	
				344	H	Chicago St.	67	50					212	H	CSU Bakersfield	68	78
				108	A	New Mexico St.	74	78					344	A	Chicago St.	72	77
				211	H	Utah Valley	44	58					231	A	Grand Canyon	63	57
				231	H	Grand Canyon	59	68					211	A	Utah Valley	71	79
				190	A	UTRGV	59	57					190	H	UTRGV	53	62
				271	H	Seattle	64	43					108	H	New Mexico St.	62	68

Non-Div I Games: Stephens College 76 46 Bethany (KS) 64 51

UMKC

Loss, Non-Conf, S Site, H Home A Away N Neutral



Average RPI Win:	297	WON-LOST	WINNING	LAST 10	STRENGTH OF	OPP. STRENGTH	TEAM	ADJ.	CONF.	ADJ CONF.
Average RPI Loss:	173	RECORD	PCT. RANK	GAMES	SCHEDULE	OF SCHEDULE	RPI	RPI	RPI	RPI
DIV. I ONLY	4- 24	327	1- 9	226	224	320	320	16	16	
DIV. I NON-CONF.	3- 9	272	0- 0	274	265	294	294	19	19	
TOTALS	RPI 1-25	RPI 26-50	W-L RECORDS	RPI 51-100	RPI 101-150	RPI 150+				
4- 24	0- 1	0- 3	OVERALL	0- 2	0- 1	4- 17				
2- 10	0- 0	0- 1	HOME	0- 1	0- 0	2- 8				
2- 14	0- 0	0- 0	AWAY	0- 0	0- 0	2- 0				
0- 0	0- 0	0- 0	NEUTRAL	0- 0	0- 0	0- 0				
3- 9	0- 1	0- 1	NON-CONFERENCE	0- 0	0- 1	3- 6				
2- 2	0- 0	0- 0	HOME	0- 0	0- 0	2- 2				
1- 7	0- 1	0- 1	AWAY	0- 0	0- 1	1- 4				
0- 0	0- 0	0- 0	NEUTRAL	0- 0	0- 0	0- 0				
1- 15	0- 0	0- 2	CONFERENCE	0- 2	0- 0	1- 11				
0- 8	0- 0	0- 1	HOME	0- 1	0- 0	0- 6				
1- 7	0- 0	0- 1	AWAY	0- 1	0- 0	1- 5				
0- 0	0- 0	0- 0	NEUTRAL	0- 0	0- 0	0- 0				

RPI	S	Opponent	Score	RPI	S	Opponent	Score	RPI	S	Opponent	Score	RPI	S	Opponent	Score	Team's RPI: 320
8	A	Maryland	53 102	26	A	Miami (FL)	53 84	63	A	Maine	44 74	118	A	Boston College	55 66	
				48	A	Albany (NY)	57 88	63	H	Maine	46 73	156	A	Stony Brook	46 60	
				48	H	Albany (NY)	55 85					156	H	Stony Brook	50 64	
												185	A	UMBC	52 68	
												185	H	UMBC	44 68	
												213	A	Rhode Island	64 72	
												217	A	Hartford	59 72	
												217	H	Hartford	70 75	
												219	A	Binghamton	52 55	
												219	H	Binghamton	70 75	
												221	A	Massachusetts	58 84	
												224	H	Bryant	64 83	
												232	A	New Hampshire	61 65	
												232	H	New Hampshire	55 63	
												249	H	Columbia	57 67	
												254	H	Holy Cross	75 67	
												276	A	Central Conn. St.	53 64	
												278	A	Vermont	68 66	
												278	H	Vermont	51 59	
												304	A	FIU	68 71	
												314	A	Fairleigh Dickinson	78 67	
												343	H	Boston U.	70 57	
LAST 12 Division I GAMES:																
48	A	Albany (NY)	57 88	156	A	Stony Brook	46 60									
219	A	Binghamton	52 55	217	H	Hartford	70 75									
232	H	New Hampshire	55 63	48	H	Albany (NY)	55 85									
185	A	UMBC	52 68	219	H	Binghamton	70 75									
63	H	Maine	46 73	232	A	New Hampshire	61 65									
278	A	Vermont	68 66	278	H	Vermont	51 59									

Non-Div I Games:

UMass Lowell

■ Loss, 
■ Non-Conf, 
■ S Site, 
■ H Home 
■ A Away 
N Neutral

Average RPI Win:	259	WON-LOST	WINNING	LAST 10	STRENGTH OF	OPP. STRENGTH	TEAM	ADJ.	CONF.	ADJ CONF.
Average RPI Loss:	205	RECORD	PCT. RANK	GAMES	SCHEDULE	OF SCHEDULE	RPI	RPI	RPI	RPI
DIV. I ONLY	21- 6	34	8- 2	331	306	131	131	27	27	
DIV. I NON-CONF.	5- 2	86	0- 0	343	280	189	189	29	29	
TOTALS	RPI 1-25	RPI 26-50	W-L RECORDS	RPI 51-100	RPI 101-150	RPI 150+				
21- 6	0- 0	0- 0	OVERALL	0- 0	1- 1	20- 5				
11- 2	0- 0	0- 0	HOME	0- 0	1- 0	10- 2				
10- 4	0- 0	0- 0	AWAY	0- 0	0- 0	10- 0				
0- 0	0- 0	0- 0	NEUTRAL	0- 0	0- 0	0- 0				
5- 2	0- 0	0- 0	NON-CONFERENCE	0- 0	0- 0	5- 2				
3- 0	0- 0	0- 0	HOME	0- 0	0- 0	3- 0				
2- 2	0- 0	0- 0	AWAY	0- 0	0- 0	2- 2				
0- 0	0- 0	0- 0	NEUTRAL	0- 0	0- 0	0- 0				
16- 4	0- 0	0- 0	CONFERENCE	0- 0	1- 1	15- 3				
8- 2	0- 0	0- 0	HOME	0- 0	1- 0	7- 2				
8- 2	0- 0	0- 0	AWAY	0- 0	0- 1	8- 1				
0- 0	0- 0	0- 0	NEUTRAL	0- 0	0- 0	0- 0				

[illegible]

Non-Div I Games:	Montreat	89	41	Warren Wilson	108	47
------------------	----------	----	----	---------------	-----	----

UNC Asheville

■ Loss, ■ Non-Conf, S Site, H Home A Away N Neutral

RPI	S	Opponent	Score
327	H	Winthrop	63 55

UNC Asheville

U  
N  
C  
A  
s  
h  
e  
v  
i  
l  
l  
e

U  
N  
C  
A  
s  
h  
e  
v  
i  
l  
l  
e

Average RPI Win:	297	WON-LOST	WINNING	LAST 10	STRENGTH OF	OPP. STRENGTH	TEAM	ADJ.	CONF.	ADJ CONF.
Average RPI Loss:	167	RECORD	PCT. RANK	GAMES	SCHEDULE	OF SCHEDULE	RPI	RPI	RPI	RPI
DIV. I ONLY	6- 21	309	0- 10	224	253	312	312	17	17	
DIV. I NON-CONF.	6- 6	160	0- 0	231	339	199	199	15	15	
TOTALS	RPI 1-25	RPI 26-50	W-L RECORDS	RPI 51-100	RPI 101-150	RPI 150+				
6- 21	0- 1	0- 2	OVERALL	0- 1	0- 6	6- 11				
4- 8	0- 0	0- 1	HOME	0- 0	0- 2	4- 5				
1- 12	0- 1	0- 1	AWAY	0- 1	0- 3	1- 6				
1- 1	0- 0	0- 0	NEUTRAL	0- 0	0- 1	1- 0				
6- 6	0- 1	0- 0	NON-CONFERENCE	0- 1	0- 1	6- 3				
4- 1	0- 0	0- 0	HOME	0- 0	0- 0	4- 1				
1- 5	0- 1	0- 0	AWAY	0- 1	0- 1	1- 2				
1- 0	0- 0	0- 0	NEUTRAL	0- 0	0- 0	1- 0				
0- 15	0- 0	0- 2	CONFERENCE	0- 0	0- 5	0- 8				
0- 7	0- 0	0- 1	HOME	0- 0	0- 2	0- 4				
0- 7	0- 0	0- 1	AWAY	0- 0	0- 2	0- 4				
0- 1	0- 0	0- 0	NEUTRAL	0- 0	0- 1	0- 0				

RPI 1-25				RPI 26-50				RPI 51-100				RPI 101+ Team's RPI: 312			
RPI	S	Opponent	Score	RPI	S	Opponent	Score	RPI	S	Opponent	Score	RPI	S	Opponent	Score
4	A	South Carolina	44 92	40	A	Chattanooga	61 72	74	A	Tulane	53 74	111	A	Samford	49 80
				40	H	Chattanooga	53 74					111	H	Samford	52 57
												112	A	Mercer	47 81
												112	H	Mercer	78 86
												112	N	Mercer	53 75
												131	A	UNC Asheville	52 95
												165	A	ETSU	73 89
												165	H	ETSU	77 80
												206	A	Gardner-Webb	57 59
												210	A	USC Upstate	61 84
												215	A	Furman	71 85
												215	H	Furman	59 75
												252	H	High Point	82 72
												260	N	Cleveland St.	55 51
												279	H	Tennessee Tech	64 73
												281	H	UMES	71 51
												298	A	Western Caro.	72 84
												298	H	Western Caro.	80 84
												308	A	Wofford	64 104
												308	H	Wofford	56 58
												311	H	Longwood	81 60
												331	A	New Orleans	81 79
												348	H	N.C. Central	103 56
LAST 12 Division I GAMES:															
				112	N	Mercer	53 75	112	A	Mercer	47 81				
				298	H	Western Caro.	80 84	111	A	Samford	49 80				
				308	A	Wofford	64 104	298	A	Western Caro.	72 84				
				215	A	Furman	71 85	215	H	Furman	59 75				
				165	H	ETSU	77 80	308	H	Wofford	56 58				
				40	H	Chattanooga	53 74	40	A	Chattanooga	61 72				

Non-Div I Games: Barton 82 55 Pfeiffer 71 52 Francis Marion 63 66

UNCG

Loss, Non-Conf, S Site, H Home A Away N Neutral

Average RPI Win:	270	WON-LOST	WINNING	LAST 10	STRENGTH OF	OPP. STRENGTH	TEAM	ADJ.	CONF.	ADJ CONF.
Average RPI Loss:	119	RECORD	PCT. RANK	GAMES	SCHEDULE	OF SCHEDULE	RPI	RPI	RPI	RPI
DIV. I ONLY	6- 22	311	1- 9	116	151	270	270	13	13	
DIV. I NON-CONF.	3- 7	248	0- 0	129	234	222	222	11	11	
TOTALS	RPI 1-25	RPI 26-50	W-L RECORDS	RPI 51-100	RPI 101-150	RPI 150+				
6- 22	0- 0	0- 5	OVERALL	0- 7	0- 0	6- 10				
3- 11	0- 0	0- 3	HOME	0- 3	0- 0	3- 5				
3- 11	0- 0	0- 2	AWAY	0- 4	0- 0	3- 5				
0- 0	0- 0	0- 0	NEUTRAL	0- 0	0- 0	0- 0				
3- 7	0- 0	0- 3	NON-CONFERENCE	0- 1	0- 0	3- 3				
1- 4	0- 0	0- 2	HOME	0- 0	0- 0	1- 2				
2- 3	0- 0	0- 1	AWAY	0- 1	0- 0	2- 1				
0- 0	0- 0	0- 0	NEUTRAL	0- 0	0- 0	0- 0				
3- 15	0- 0	0- 2	CONFERENCE	0- 6	0- 0	3- 7				
2- 7	0- 0	0- 1	HOME	0- 3	0- 0	2- 3				
1- 8	0- 0	0- 1	AWAY	0- 3	0- 0	1- 4				
0- 0	0- 0	0- 0	NEUTRAL	0- 0	0- 0	0- 0				

RPI 1-25				RPI 26-50				RPI 51-100				RPI 101+ Team's RPI: 270			
RPI	S	Opponent	Score	RPI	S	Opponent	Score	RPI	S	Opponent	Score	RPI	S	Opponent	Score
				34	A	James Madison	40 60	65	A	Hofstra	38 62	152	H	Jacksonville	51 49
				34	H	James Madison	41 77	65	H	Hofstra	64 68	159	A	Northeastern	52 69
				40	H	Chattanooga	33 61	71	A	VCU	45 58	159	H	Northeastern	66 72
				43	H	Ohio	59 75	80	A	Drexel	60 66	162	A	Delaware	59 67
				47	A	Duke	56 78	80	H	Drexel	57 71	162	H	Delaware	44 56
								89	A	Elon	53 70	189	H	Davidson	50 77
								89	H	Elon	60 67	195	H	Stetson	49 52
												198	A	Richmond	53 63
												203	A	William & Mary	65 77
												203	H	William & Mary	59 44
												227	A	Col. of Charleston	24 68
												227	H	Col. of Charleston	53 64
												295	A	Towson	52 49
												295	H	Towson	53 51
												326	A	North Florida	63 47
												347	A	Norfolk St.	61 57
LAST 12 Division I GAMES:															
				227	A	Col. of Charleston	24 68	159	H	Northeastern	66 72				
				162	H	Delaware	44 56	203	H	William & Mary	59 44				
				34	H	James Madison	41 77	80	H	Drexel	57 71				
				159	A	Northeastern	52 69	34	A	James Madison	40 60				
				65	A	Hofstra	38 62	295	H	Towson	53 51				
				80	A	Drexel	60 66	89	A	Elon	53 70				

Non-Div I Games: UNC Pembroke 68 43

UNCW

■ Loss, 
 ■ Non-Conf, 
 ■ S Site, 
 ■ H Home 
 ■ A Away 
 N Neutral

Average RPI Win:	210	WON-LOST	WINNING	LAST 10	STRENGTH OF	OPP. STRENGTH	TEAM	ADJ.	CONF.	ADJ CONF.
Average RPI Loss:	99	RECORD	PCT. RANK	GAMES	SCHEDULE	OF SCHEDULE	RPI	RPI	RPI	RPI
DIV. I ONLY	19- 9	74	9- 1	151	164	95	95	21	21	
DIV. I NON-CONF.	4- 6	201	0- 0	24	20	127	127	17	17	
TOTALS	RPI 1-25	RPI 26-50	W-L RECORDS	RPI 51-100	RPI 101-150	RPI 150+				
19- 9	0- 0	0- 1	OVERALL	5- 4	2- 3	12- 1				
9- 4	0- 0	0- 0	HOME	2- 2	0- 2	7- 0				
8- 4	0- 0	0- 0	AWAY	2- 2	1- 1	5- 1				
2- 1	0- 0	0- 1	NEUTRAL	1- 0	1- 0	0- 0				
4- 6	0- 0	0- 1	NON-CONFERENCE	2- 3	1- 2	1- 0				
2- 2	0- 0	0- 0	HOME	1- 1	0- 1	1- 0				
0- 3	0- 0	0- 0	AWAY	0- 2	0- 1	0- 0				
2- 1	0- 0	0- 1	NEUTRAL	1- 0	1- 0	0- 0				
15- 3	0- 0	0- 0	CONFERENCE	3- 1	1- 1	11- 1				
7- 2	0- 0	0- 0	HOME	1- 1	0- 1	6- 0				
8- 1	0- 0	0- 0	AWAY	2- 0	1- 0	5- 1				
0- 0	0- 0	0- 0	NEUTRAL	0- 0	0- 0	0- 0				

RPI S	Opponent	Score	RPI S	Opponent	Score	RPI S	Opponent	Score	RPI S	Opponent	Score
41 N	Seton Hall	49 57	51 A	South Dakota St.	86 89	114 A	Creighton	61 69			
			60 H	Iowa	65 80	123 N	Akron	59 51			
			61 H	South Dakota	64 43	129 H	Iowa St.	75 84			
			73 N	Georgia Tech	61 58	136 A	Southern Ill.	73 64			
			91 A	Missouri St.	65 60	136 H	Southern Ill.	60 65			
			91 H	Missouri St.	75 78	173 A	Loyola Chicago	60 64			
			92 A	North Dakota	59 64	173 H	Loyola Chicago	63 52			
			98 A	Drake	79 73	192 H	Tulsa	75 59			
			98 H	Drake	85 74	226 A	Indiana St.	61 45			
						226 H	Indiana St.	53 42			
						291 A	Wichita St.	55 44			
						291 H	Wichita St.	69 48			
						305 A	Bradley	55 47			
						305 H	Bradley	65 41			
						316 A	Illinois St.	61 35			
						316 H	Illinois St.	65 51			
						332 A	Evansville	61 48			
						332 H	Evansville	62 51			
LAST 12 Division I GAMES:											
332 A	Evansville	61 48	226 A	Indiana St.	61 45						
136 A	Southern Ill.	73 64	291 H	Wichita St.	69 48						
173 H	Loyola Chicago	63 52	91 H	Missouri St.	75 78						
305 H	Bradley	65 41	305 A	Bradley	55 47						
98 H	Drake	85 74	173 A	Loyola Chicago	60 64						
316 A	Illinois St.	61 35	98 A	Drake	79 73						

Non-Div I Games: Rockhurst 58 39

UNI

Loss, Non-Conf, S Site, H Home A Away N Neutral

Average RPI Win:	263	WON-LOST	WINNING	LAST 10	STRENGTH OF	OPP. STRENGTH	TEAM	ADJ.	CONF.	ADJ CONF.
Average RPI Loss:	133	RECORD	PCT. RANK	GAMES	SCHEDULE	OF SCHEDULE	RPI	RPI	RPI	RPI
DIV. I ONLY	17- 13	137	5- 5	286	215	191	191	19	19	
DIV. I NON-CONF.	6- 4	125	0- 0	284	214	187	187	20	20	
TOTALS	RPI 1-25	RPI 26-50	W-L RECORDS	RPI 51-100	RPI 101-150	RPI 150+				
17- 13	0- 0	0- 3	OVERALL	0- 2	0- 3	17- 5				
11- 3	0- 0	0- 1	HOME	0- 1	0- 1	11- 0				
4- 9	0- 0	0- 1	AWAY	0- 1	0- 2	4- 5				
2- 1	0- 0	0- 1	NEUTRAL	0- 0	0- 0	2- 0				
6- 4	0- 0	0- 1	NON-CONFERENCE	0- 2	0- 1	6- 0				
4- 1	0- 0	0- 0	HOME	0- 1	0- 0	4- 0				
2- 2	0- 0	0- 0	AWAY	0- 1	0- 1	2- 0				
0- 1	0- 0	0- 1	NEUTRAL	0- 0	0- 0	0- 0				
11- 9	0- 0	0- 2	CONFERENCE	0- 0	0- 2	11- 5				
7- 2	0- 0	0- 1	HOME	0- 0	0- 1	7- 0				
2- 7	0- 0	0- 1	AWAY	0- 0	0- 1	2- 5				
2- 0	0- 0	0- 0	NEUTRAL	0- 0	0- 0	2- 0				

RPI S	Opponent	Score	RPI S	Opponent	Score	RPI S	Opponent	Score	RPI S	Opponent	Score	Team's RPI: 191
30 N	UTEP	52 60	55 A	Southern California	42 73	115 A	Fresno St.	54 58				
45 A	Colorado St.	52 83	98 H	Drake	68 76	115 H	Fresno St.	52 57				
45 H	Colorado St.	56 64				126 A	Long Beach St.	63 67				
						155 A	Boise St.	56 75				
						155 H	Boise St.	78 68				
						155 N	Boise St.	71 65				
						166 A	New Mexico	53 67				
						166 H	New Mexico	57 48				
						168 H	George Mason	67 59				
						201 A	San Jose St.	61 69				
						230 H	Utah St.	46 38				
						234 A	San Diego St.	55 41				
						234 H	San Diego St.	62 51				
						255 A	Wyoming	57 80				
						255 H	Wyoming	66 37				
						267 H	Pepperdine	83 63				
						285 A	Houston	63 60				
						313 A	A&M-Corpus Christi	65 51				
						324 A	Nevada	65 71				
						324 H	Nevada	65 59				
						334 H	Southern Utah	79 44				
						336 H	UC Irvine	72 52				
						341 A	Air Force	60 56				
						341 H	Air Force	62 51				
						341 N	Air Force	55 42				
LAST 12 Division I GAMES:												
155 N	Boise St.	71 65	341 H	Air Force	62 51							
341 N	Air Force	55 42	45 A	Colorado St.	52 83							
234 H	San Diego St.	62 51	201 A	San Jose St.	61 69							
255 A	Wyoming	57 80	115 H	Fresno St.	52 57							
155 H	Boise St.	78 68	166 H	New Mexico	57 48							
324 A	Nevada	65 71	234 A	San Diego St.	55 41							

Non-Div I Games: Cal St. San Marcos 62 43

UNLV

■ Loss, 
 ■ Non-Conf, 
 ■ S Site, 
 ■ Home 
 ■ A Away 
 N Neutral

Average RPI Win:	307	WON-LOST	WINNING	LAST 10	STRENGTH OF	OPP. STRENGTH	TEAM	ADJ.	CONF.	ADJ CONF.
Average RPI Loss:	137	RECORD	PCT. RANK	GAMES	SCHEDULE	OF SCHEDULE	RPI	RPI	RPI	RPI
DIV. I ONLY	17- 10	99	8- 2	345	291	210	210	29	29	
DIV. I NON-CONF.	6- 6	160	0- 0	339	290	253	253	28	28	
TOTALS	RPI 1-25	RPI 26-50	W-L RECORDS	RPI 51-100	RPI 101-150	RPI 150+				
17- 10	0- 0	0- 0	OVERALL	0- 4	0- 1	17- 5				
9- 3	0- 0	0- 0	HOME	0- 1	0- 0	9- 2				
8- 7	0- 0	0- 0	AWAY	0- 3	0- 1	8- 3				
0- 0	0- 0	0- 0	NEUTRAL	0- 0	0- 0	0- 0				
6- 6	0- 0	0- 0	NON-CONFERENCE	0- 2	0- 1	6- 3				
3- 1	0- 0	0- 0	HOME	0- 0	0- 0	3- 1				
3- 5	0- 0	0- 0	AWAY	0- 2	0- 1	3- 2				
0- 0	0- 0	0- 0	NEUTRAL	0- 0	0- 0	0- 0				
11- 4	0- 0	0- 0	CONFERENCE	0- 2	0- 0	11- 2				
6- 2	0- 0	0- 0	HOME	0- 1	0- 0	6- 1				
5- 2	0- 0	0- 0	AWAY	0- 1	0- 0	5- 1				
0- 0	0- 0	0- 0	NEUTRAL	0- 0	0- 0	0- 0				

RPI 1-25				RPI 26-50				RPI 51-100				RPI 101+				Team's RPI: 210	
RPI	S	Opponent	Score	RPI	S	Opponent	Score	RPI	S	Opponent	Score	RPI	S	Opponent	Score		
								67	A	FGCU	43	54	131	A	UNC Asheville	59	68
								67	H	FGCU	44	56	152	A	Jacksonville	69	75
								73	A	Georgia Tech	46	87	152	H	Jacksonville	43	49
								76	A	Michigan	61	119	153	A	North Carolina	40	80
													195	A	Stetson	61	56
													195	H	Stetson	73	58
													215	H	Furman	63	75
													281	A	UMES	59	78
													286	A	Kennesaw St.	61	53
													286	H	Kennesaw St.	66	57
													298	H	Western Caro.	68	59
													307	A	Morehead St.	86	72
													312	H	UNCG	84	61
													315	A	IPFW	84	81
													326	A	North Florida	75	61
													326	H	North Florida	69	54
													326	H	North Florida	76	50
													333	A	Lipscomb	81	54
													333	H	Lipscomb	93	71
													342	A	NJIT	58	41
													342	H	NJIT	67	47
													347	A	Norfolk St.	82	62
													348	H	N.C. Central	68	46
LAST 12 Division I GAMES:																	
				326	H	North Florida	76 50					286	A	Kennesaw St.	61 53		
				342	H	NJIT	67 47					333	H	Lipscomb	93 71		
				152	A	Jacksonville	69 75					286	H	Kennesaw St.	66 57		
				326	A	North Florida	75 61					333	A	Lipscomb	81 54		
				67	H	FGCU	44 56					326	H	North Florida	69 54		
				195	H	Stetson	73 58					152	H	Jacksonville	43 49		

Non-Div I Games: Southern Wesleyan 84 51 Mars Hill 81 65 Bob Jones 96 46

USC Upstate

Loss, Non-Conf, S Site, H Home A Away N Neutral



Average RPI Win:	247	WON-LOST	WINNING	LAST 10	STRENGTH OF	OPP. STRENGTH	TEAM	ADJ.	CONF.	ADJ CONF.
Average RPI Loss:	104	RECORD	PCT. RANK	GAMES	SCHEDULE	OF SCHEDULE	RPI	RPI	RPI	RPI
DIV. I ONLY	14- 15	179	6- 4	106	190	147	147	15	15	
DIV. I NON-CONF.	4- 5	193	0- 0	15	118	93	93	14	14	
TOTALS	RPI 1-25	RPI 26-50	W-L RECORDS	RPI 51-100	RPI 101-150	RPI 150+				
14- 15	0- 1	0- 5	OVERALL	0- 0	0- 7	14- 2				
6- 8	0- 0	0- 3	HOME	0- 0	0- 4	6- 1				
8- 7	0- 1	0- 2	AWAY	0- 0	0- 3	8- 1				
0- 0	0- 0	0- 0	NEUTRAL	0- 0	0- 0	0- 0				
4- 5	0- 1	0- 3	NON-CONFERENCE	0- 0	0- 1	4- 0				
1- 3	0- 0	0- 2	HOME	0- 0	0- 1	1- 0				
3- 2	0- 1	0- 1	AWAY	0- 0	0- 0	3- 0				
0- 0	0- 0	0- 0	NEUTRAL	0- 0	0- 0	0- 0				
10- 10	0- 0	0- 2	CONFERENCE	0- 0	0- 6	10- 2				
5- 5	0- 0	0- 1	HOME	0- 0	0- 3	5- 1				
5- 5	0- 0	0- 1	AWAY	0- 0	0- 3	5- 1				
0- 0	0- 0	0- 0	NEUTRAL	0- 0	0- 0	0- 0				

RPI 1-25				RPI 26-50				RPI 51-100				RPI 101+ Team's RPI: 147			
RPI	S	Opponent	Score	RPI	S	Opponent	Score	RPI	S	Opponent	Score	RPI	S	Opponent	Score
2	A	Baylor	20 62	35	H	Western Ky.	64 73					104	A	Little Rock	43 49
				38	A	Arkansas St.	44 66					104	H	Little Rock	55 59
				38	H	Arkansas St.	71 78					133	A	La.-Lafayette	52 63
				41	H	Seton Hall	54 61					133	H	La.-Lafayette	42 59
				50	A	Kansas St.	41 61					141	A	Troy	71 88
												141	H	Troy	70 80
												144	H	McNeese St.	57 63
												152	H	Jacksonville	56 54
												187	A	South Ala.	55 59
												187	H	South Ala.	53 49
												199	A	SFA	67 63
												244	A	Texas St.	80 48
												244	H	Texas St.	78 69
												248	A	Houston Baptist	64 40
												262	A	Appalachian St.	76 45
												262	H	Appalachian St.	65 58
												264	A	UTSA	51 47
												272	A	Georgia St.	74 45
												272	H	Georgia St.	63 68
												273	A	La.-Monroe	60 50
												273	H	La.-Monroe	40 32
												292	A	Ga. Southern	53 41
												292	H	Ga. Southern	70 31
LAST 12 Division I GAMES:															
				141	H	Troy	70 80					133	H	La.-Lafayette	42 59
				187	H	South Ala.	53 49					262	H	Appalachian St.	65 58
				244	H	Texas St.	78 69					244	A	Texas St.	80 48
				38	A	Arkansas St.	44 66					272	A	Georgia St.	74 45
				104	A	Little Rock	43 49					292	A	Ga. Southern	53 41
				273	H	La.-Monroe	40 32					133	A	La.-Lafayette	52 63

Non-Div I Games: Missouri Valley 96 30

UT Arlington

■ Loss, 
 ■ Non-Conf, S Site, 
 ■ Home 
 ■ Away 
 N Neutral

Average RPI Win:	228	WON-LOST	WINNING	LAST 10	STRENGTH OF	OPP. STRENGTH	TEAM	ADJ.	CONF.	ADJ CONF.
Average RPI Loss:	124	RECORD	PCT. RANK	GAMES	SCHEDULE	OF SCHEDULE	RPI	RPI	RPI	RPI
DIV. I ONLY	21- 9	65	8- 2	259	179	105	105	24	24	
DIV. I NON-CONF.	7- 6	156	0- 0	118	42	105	105	24	24	
TOTALS	RPI 1-25	RPI 26-50	W-L RECORDS	RPI 51-100	RPI 101-150	RPI 150+				
21- 9	0- 1	0- 2	OVERALL	2- 2	4- 0	15- 4				
11- 1	0- 0	0- 1	HOME	1- 0	2- 0	8- 0				
9- 7	0- 1	0- 1	AWAY	0- 2	2- 0	7- 3				
1- 1	0- 0	0- 0	NEUTRAL	1- 0	0- 0	0- 1				
7- 6	0- 1	0- 2	NON-CONFERENCE	1- 2	2- 0	4- 1				
3- 1	0- 0	0- 1	HOME	0- 0	1- 0	2- 0				
3- 5	0- 1	0- 1	AWAY	0- 2	1- 0	2- 1				
1- 0	0- 0	0- 0	NEUTRAL	1- 0	0- 0	0- 0				
14- 3	0- 0	0- 0	CONFERENCE	1- 0	2- 0	11- 3				
8- 0	0- 0	0- 0	HOME	1- 0	1- 0	6- 0				
6- 2	0- 0	0- 0	AWAY	0- 0	1- 0	5- 2				
0- 1	0- 0	0- 0	NEUTRAL	0- 0	0- 0	0- 1				

RPI S	Opponent	Score	RPI S	Opponent	Score	RPI S	Opponent	Score	RPI S	Opponent	Score	Team's RPI: 105
14	A Louisville	66 88	38	H Arkansas St.	74 76	60	A Iowa	56 62	111	H Samford	52 50	
			40	A Chattanooga	46 61	75	A Vanderbilt	61 64	136	A Southern Ill.	70 63	
						78	H Belmont	81 79	146	A SIUE	85 79	
						92	N North Dakota	84 58	146	H SIUE	86 50	
									158	H Alabama	83 65	
									177	A Eastern Ky.	61 70	
									178	A Illinois	74 94	
									228	A Southeast Mo. St.	84 74	
									228	H Southeast Mo. St.	95 65	
									240	A Cincinnati	63 57	
									257	H Tennessee St.	77 50	
									263	A Murray St.	70 49	
									263	H Murray St.	92 62	
									263	N Murray St.	76 78	
									269	A Austin Peay	70 80	
									269	H Austin Peay	75 51	
									279	H Tennessee Tech	67 53	
									282	H Miami (OH)	74 47	
									297	A Jacksonville St.	63 53	
									307	A Morehead St.	85 67	
									332	A Evansville	75 48	
									340	A Eastern Ill.	65 39	
									340	H Eastern Ill.	91 52	
LAST 12 Division I GAMES:												
263	N	Murray St.	76	78	228	H	Southeast Mo. St.	95	65			
263	A	Murray St.	70	49	146	A	SIUE	85	79			
340	H	Eastern Ill.	91	52	269	H	Austin Peay	75	51			
146	H	SIUE	86	50	263	H	Murray St.	92	62			
78	H	Belmont	81	79	257	H	Tennessee St.	77	50			
269	A	Austin Peay	70	80	228	A	Southeast Mo. St.	84	74			

Non-Div I Games:

UT Martin

Average RPI Win:	182	WON-LOST	WINNING	LAST 10	STRENGTH OF	OPP. STRENGTH	TEAM	ADJ.	CONF.	ADJ CONF.
Average RPI Loss:	174	RECORD	PCT. RANK	GAMES	SCHEDULE	OF SCHEDULE	RPI	RPI	RPI	RPI
DIV. I ONLY	24- 3	8	8- 2	148	169	30	30	12	12	
DIV. I NON-CONF.	8- 1	23	0- 0	49	336	14	14	10	10	
TOTALS	RPI 1-25	RPI 26-50	W-L RECORDS	RPI 51-100	RPI 101-150	RPI 150+				
24- 3	0- 0	1- 0	OVERALL	3- 0	1- 2	19- 1				
15- 0	0- 0	0- 0	HOME	3- 0	0- 0	12- 0				
8- 3	0- 0	1- 0	AWAY	0- 0	1- 2	6- 1				
1- 0	0- 0	0- 0	NEUTRAL	0- 0	0- 0	1- 0				
8- 1	0- 0	0- 0	NON-CONFERENCE	1- 0	1- 1	6- 0				
6- 0	0- 0	0- 0	HOME	1- 0	0- 0	5- 0				
1- 1	0- 0	0- 0	AWAY	0- 0	1- 1	0- 0				
1- 0	0- 0	0- 0	NEUTRAL	0- 0	0- 0	1- 0				
16- 2	0- 0	1- 0	CONFERENCE	2- 0	0- 1	13- 1				
9- 0	0- 0	0- 0	HOME	2- 0	0- 0	7- 0				
7- 2	0- 0	1- 0	AWAY	0- 0	0- 1	6- 1				
0- 0	0- 0	0- 0	NEUTRAL	0- 0	0- 0	0- 0				

RPI 1-25				RPI 26-50		Team's RPI: 30		RPI 51-100				RPI 101+			
RPI	S	Opponent	Score	RPI	S	Opponent	Score	RPI	S	Opponent	Score	RPI	S	Opponent	Score
				35	A	Western Ky.	85 78	58	H	UC Riverside	68 57	108	A	New Mexico St.	71 65
								66	H	Middle Tenn.	84 73	126	A	Long Beach St.	40 47
								77	H	Charlotte	94 91	132	A	Marshall	64 79
												151	H	Old Dominion	70 64
												164	H	UAB	62 54
												166	H	New Mexico	70 62
												170	A	Southern Miss.	57 54
												170	H	Southern Miss.	72 64
												174	A	Fla. Atlantic	78 66
												174	H	Fla. Atlantic	75 47
												184	A	Louisiana Tech	72 65
												184	H	Louisiana Tech	86 80
												191	N	UNLV	60 52
												193	H	Idaho St.	67 54
												204	H	Hampton	78 54
												225	A	North Texas	75 67
												233	A	Rice	60 54
												248	H	Houston Baptist	98 63
												264	A	UTSA	64 69
												264	H	UTSA	62 55
												304	A	FIU	69 57
												304	H	FIU	70 52
												310	H	Northern Ariz.	77 66
LAST 12 Division I GAMES:															
264	A	UTSA	64 69	304	H	FIU	70 52								
77	H	Charlotte	94 91	35	A	Western Ky.	85 78								
151	H	Old Dominion	70 64	132	A	Marshall	64 79								
184	A	Louisiana Tech	72 65	184	H	Louisiana Tech	86 80								
170	A	Southern Miss.	57 54	170	H	Southern Miss.	72 64								
174	H	Fla. Atlantic	75 47	304	A	FIU	69 57								

Non-Div I Games: Tex. Permian Basin 86 32

UTEP

■ Loss, 
 ■ Non-Conf, 
 ■ S Site, 
 ■ H Home 
 ■ A Away 
 N Neutral

Average RPI Win: <b>261</b>	WON-LOST	WINNING	LAST 10	STRENGTH OF	OPP. STRENGTH	TEAM	ADJ.	CONF.	ADJ CONF.
Average RPI Loss: <b>154</b>	RECORD	PCT. RANK	GAMES	SCHEDULE	OF SCHEDULE	RPI	RPI	RPI	RPI
DIV. I ONLY	<b>14- 12</b>	<b>152</b>	<b>5- 5</b>	<b>302</b>	<b>211</b>	<b>190</b>	<b>190</b>	<b>28</b>	<b>28</b>
DIV. I NON-CONF.	<b>5- 7</b>	<b>198</b>	<b>0- 0</b>	<b>278</b>	<b>93</b>	<b>188</b>	<b>188</b>	<b>25</b>	<b>25</b>
TOTALS	RPI 1-25	RPI 26-50	W-L RECORDS	RPI 51-100	RPI 101-150	RPI 150+			
14- 12	0- 1	0- 2	OVERALL	0- 1	1- 3	13- 5			
5- 3	0- 0	0- 0	HOME	0- 0	0- 1	5- 2			
8- 8	0- 1	0- 2	AWAY	0- 1	1- 1	7- 3			
1- 1	0- 0	0- 0	NEUTRAL	0- 0	0- 1	1- 0			
5- 7	0- 1	0- 2	NON-CONFERENCE	0- 1	0- 2	5- 1			
1- 0	0- 0	0- 0	HOME	0- 0	0- 0	1- 0			
3- 6	0- 1	0- 2	AWAY	0- 1	0- 1	3- 1			
1- 1	0- 0	0- 0	NEUTRAL	0- 0	0- 1	1- 0			
9- 5	0- 0	0- 0	CONFERENCE	0- 0	1- 1	8- 4			
4- 3	0- 0	0- 0	HOME	0- 0	0- 1	4- 2			
5- 2	0- 0	0- 0	AWAY	0- 0	1- 0	4- 2			
0- 0	0- 0	0- 0	NEUTRAL	0- 0	0- 0	0- 0			

RPI 1-25				RPI 26-50				RPI 51-100				RPI 101+ Team's RPI: 190			
RPI	S	Opponent	Score	RPI	S	Opponent	Score	RPI	S	Opponent	Score	RPI	S	Opponent	Score
13	A	Syracuse	32 <b>91</b>	32	A	Oklahoma St.	54 <b>78</b>	87	A	Eastern Mich.	56 <b>78</b>	107	A	TCU	67 <b>71</b>
				50	A	Kansas St.	43 <b>61</b>					108	A	New Mexico St.	66 55
												108	H	New Mexico St.	57 <b>68</b>
												145	N	East Carolina	59 <b>70</b>
												183	N	Cal Poly	66 58
												211	A	Utah Valley	57 <b>71</b>
												211	H	Utah Valley	61 48
												212	A	CSU Bakersfield	66 <b>80</b>
												212	H	CSU Bakersfield	60 46
												231	A	Grand Canyon	68 66
												231	H	Grand Canyon	52 28
												265	A	UC Santa Barbara	62 60
												271	A	Seattle	76 71
												271	H	Seattle	71 <b>74</b>
												285	A	Houston	55 45
												302	A	UMKC	62 53
												302	H	UMKC	57 <b>59</b>
												313	A	A&M-Corpus Christi	46 <b>49</b>
												330	A	Incarinate Word	68 50
												330	H	Incarinate Word	60 47
												344	A	Chicago St.	64 56
												344	H	Chicago St.	78 56
LAST 12 Division I GAMES:															
108	A	New Mexico St.	66 55	211	A	Utah Valley	57 <b>71</b>								
344	H	Chicago St.	78 56	108	H	New Mexico St.	57 <b>68</b>								
212	A	CSU Bakersfield	66 <b>80</b>	271	H	Seattle	71 <b>74</b>								
271	A	Seattle	76 71	212	H	CSU Bakersfield	60 46								
302	H	UMKC	57 <b>59</b>	302	A	UMKC	62 53								
231	A	Grand Canyon	68 66	344	A	Chicago St.	64 56								

Non-Div I Games: Concordia (TX) 90 44 Evangel 75 60 Texas Lutheran 90 38

UTRGV

Loss, Non-Conf, S Site, H Home A Away N Neutral

## UTSA

Through Games Of March 8, 2016

Average RPI Win:	195	WON-LOST	WINNING	LAST 10	STRENGTH OF	OPP. STRENGTH	TEAM	ADJ.	CONF.	ADJ CONF.
Average RPI Loss:	151	RECORD	PCT. RANK	GAMES	SCHEDULE	OF SCHEDULE	RPI	RPI	RPI	RPI
DIV. I ONLY	8- 19	282	3- 7	134	144	264	264	12	12	
DIV. I NON-CONF.	2- 6	272	0- 0	53	257	236	236	10	10	
TOTALS	RPI 1-25	RPI 26-50	W-L RECORDS	RPI 51-100	RPI 101-150	RPI 150+				
8- 19	0- 1	1- 3	OVERALL	0- 3	0- 2	7- 10				
7- 6	0- 0	1- 0	HOME	0- 2	0- 1	6- 3				
1- 12	0- 1	0- 3	AWAY	0- 1	0- 1	1- 6				
0- 1	0- 0	0- 0	NEUTRAL	0- 0	0- 0	0- 1				
2- 6	0- 1	0- 1	NON-CONFERENCE	0- 1	0- 1	2- 2				
2- 2	0- 0	0- 0	HOME	0- 0	0- 1	2- 1				
0- 4	0- 1	0- 1	AWAY	0- 1	0- 0	0- 1				
0- 0	0- 0	0- 0	NEUTRAL	0- 0	0- 0	0- 0				
6- 13	0- 0	1- 2	CONFERENCE	0- 2	0- 1	5- 8				
5- 4	0- 0	1- 0	HOME	0- 2	0- 0	4- 2				
1- 8	0- 0	0- 2	AWAY	0- 0	0- 1	1- 5				
0- 1	0- 0	0- 0	NEUTRAL	0- 0	0- 0	0- 1				

RPI 1-25				RPI 26-50				RPI 51-100				RPI 101+				Team's RPI: 264	
RPI	S	Opponent	Score	RPI	S	Opponent	Score	RPI	S	Opponent	Score	RPI	S	Opponent	Score		
7	A	Texas	53 90	30	A	UTEP	55 62	66	H	Middle Tenn.	63 74	132	A	Marshall	76 80		
				30	H	UTEP	69 64	77	H	Charlotte	54 64	147	H	UT Arlington	47 51		
				31	A	Oklahoma	41 80	79	A	Abilene Christian	60 79	151	H	Old Dominion	70 67		
				35	A	Western Ky.	65 72					164	H	UAB	54 52		
												170	A	Southern Miss.	53 65		
												170	H	Southern Miss.	47 41		
												174	A	Fla. Atlantic	51 64		
												174	H	Fla. Atlantic	57 54		
												184	A	Louisiana Tech	66 75		
												184	H	Louisiana Tech	72 82		
												225	A	North Texas	58 68		
												233	A	Rice	48 49		
												235	H	Texas Southern	44 59		
												244	A	Texas St.	64 72		
												248	H	Houston Baptist	79 50		
												304	A	FIU	63 52		
												304	H	FIU	54 59		
												304	N	FIU	56 61		
												316	H	Illinois St.	77 51		
LAST 12 Division I GAMES:																	
				304	N	FIU	56 61					304	H	FIU	54 59		
				30	H	UTEP	69 64					174	H	Fla. Atlantic	57 54		
				151	H	Old Dominion	70 67					132	A	Marshall	76 80		
				77	H	Charlotte	54 64					35	A	Western Ky.	65 72		
				170	A	Southern Miss.	53 65					170	H	Southern Miss.	47 41		
				184	A	Louisiana Tech	66 75					184	H	Louisiana Tech	72 82		

Non-Div I Games: Howard Payne 106 65 Tex. A&amp;M-Kingsville88 51

UTSA

Loss, Non-Conf, S Site, H Home A Away N Neutral

Average RPI Win:	149	WON-LOST	WINNING	LAST 10	STRENGTH OF	OPP. STRENGTH	TEAM	ADJ.	CONF.	ADJ CONF.
Average RPI Loss:	40	RECORD	PCT. RANK	GAMES	SCHEDULE	OF SCHEDULE	RPI	RPI	RPI	RPI
DIV. I ONLY	16- 14	154	4- 6	49	18	88	88	1	1	
DIV. I NON-CONF.	8- 3	77	0- 0	108	115	86	86	1	1	
TOTALS	RPI 1-25	RPI 26-50	W-L RECORDS	RPI 51-100	RPI 101-150	RPI 150+				
16- 14	0- 7	1- 2	OVERALL	5- 4	3- 1	7- 0				
11- 5	0- 3	1- 0	HOME	3- 2	2- 0	5- 0				
5- 6	0- 4	0- 1	AWAY	2- 1	1- 0	2- 0				
0- 3	0- 0	0- 1	NEUTRAL	0- 1	0- 1	0- 0				
8- 3	0- 1	0- 1	NON-CONFERENCE	1- 0	2- 1	5- 0				
7- 0	0- 0	0- 0	HOME	1- 0	2- 0	4- 0				
1- 1	0- 1	0- 0	AWAY	0- 0	0- 0	1- 0				
0- 2	0- 0	0- 1	NEUTRAL	0- 0	0- 1	0- 0				
8- 11	0- 6	1- 1	CONFERENCE	4- 4	1- 0	2- 0				
4- 5	0- 3	1- 0	HOME	2- 2	0- 0	1- 0				
4- 5	0- 3	0- 1	AWAY	2- 1	1- 0	1- 0				
0- 1	0- 0	0- 0	NEUTRAL	0- 1	0- 0	0- 0				

RPI S Opponent Score	RPI S Opponent Score	RPI S Opponent Score	RPI S Opponent Score
5 A Oregon St. 53 72	31 N Oklahoma 55 70	55 H Southern California 59 70	114 H Creighton 74 58
5 H Oregon St. 53 62	33 A Washington 60 73	61 H South Dakota 66 59	115 H Fresno St. 78 63
9 H UCLA 63 69	33 H Washington 88 83	84 A Oregon 58 69	118 N Boston College 51 76
10 A Stanford 52 72		84 H Oregon 65 77	122 A Arizona 60 55
10 H Stanford 54 72		85 A California 84 79	168 H George Mason 74 62
11 A Arizona St. 60 80		85 H California 72 66	186 H UC Davis 88 58
16 A BYU 59 73		85 N California 63 66	202 A Colorado 76 68
		96 A Washington St. 75 69	202 H Colorado 71 55
		96 H Washington St. 73 71	230 A Utah St. 64 61
			287 H Lamar 71 67
			300 H CSUN 97 56
LAST 12 Division I GAMES:			
85 N California 63 66	84 A Oregon 58 69		
96 A Washington St. 75 69	202 A Colorado 76 68		
33 A Washington 60 73	202 H Colorado 71 55		
10 H Stanford 54 72	9 H UCLA 63 69		
85 H California 72 66	55 H Southern California 59 70		
5 A Oregon St. 53 72	84 H Oregon 65 77		

Non-Div I Games:

Utah

■ Loss, 
 ■ Non-Conf, 
 ■ S Site, 
 ■ H Home 
 ■ A Away 
 N Neutral

RPI 1-25					
RPI	S	Opponent	Score		
16	A	BYU	69	81	
RPI 26-50					
RPI	S	Opponent	Score		
45	A	Colorado St.	64	91	
45	H	Colorado St.	49	69	
RPI 51-100					
RPI	S	Opponent	Score		
88	H	Utah	61	64	
Team's RPI: 230					
RPI	S	Opponent	Score		
115	A	Fresno St.	62	66	
115	H	Fresno St.	61	67	
115	N	Fresno St.	47	55	
155	A	Boise St.	78	84	
155	H	Boise St.	58	63	
163	A	Montana	70	86	
166	A	New Mexico	70	73	
166	H	New Mexico	72	56	
167	H	Sacramento St.	86	95	
176	H	Pacific	78	70	
182	A	Northern Colo.	60	74	
191	A	UNLV	38	46	
193	A	Idaho St.	67	81	
201	A	San Jose St.	65	83	
201	H	San Jose St.	74	86	
211	A	Utah Valley	76	72	
234	A	San Diego St.	55	36	
234	H	San Diego St.	72	59	
255	H	Wyoming	84	75	
257	N	Tennessee St.	63	46	
324	A	Nevada	79	66	
324	H	Nevada	70	55	
324	N	Nevada	59	35	
341	A	Air Force	66	53	
341	H	Air Force	64	40	
LAST 12 Division I GAMES:					
115	N	Fresno St.	47	55	
324	N	Nevada	59	35	
115	A	Fresno St.	62	66	
341	H	Air Force	64	40	
201	A	San Jose St.	65	83	
324	H	Nevada	70	55	
115	H	Fresno St.	61	67	
45	A	Colorado St.	64	91	
166	A	New Mexico	70	73	
255	H	Wyoming	84	75	
155	H	Boise St.	58	63	
324	A	Nevada	79	66	

Non-Div I Games:	Westminster (UT)	74	67	Haskell	90	63
------------------	------------------	----	----	---------	----	----

Page 343

U  
t  
a  
h  
S  
t  
.

## Utah Valley

Through Games Of March 8, 2016

Average RPI Win:	258	WON-LOST	WINNING	LAST 10	STRENGTH OF	OPP. STRENGTH	TEAM	ADJ.	CONF.	ADJ CONF.
Average RPI Loss:	165	RECORD	PCT. RANK	GAMES	SCHEDULE	OF SCHEDULE	RPI	RPI	RPI	RPI
DIV. I ONLY	13- 14	185	7- 3	232	295	211	211	28	28	
DIV. I NON-CONF.	5- 8	209	0- 0	154	285	202	202	25	25	
TOTALS	RPI 1-25	RPI 26-50	W-L RECORDS	RPI 51-100	RPI 101-150	RPI 150+				
13- 14	0- 1	0- 0	OVERALL	1- 1	0- 2	12- 10				
7- 5	0- 0	0- 0	HOME	1- 0	0- 1	6- 4				
6- 8	0- 1	0- 0	AWAY	0- 1	0- 1	6- 5				
0- 1	0- 0	0- 0	NEUTRAL	0- 0	0- 0	0- 1				
5- 8	0- 1	0- 0	NON-CONFERENCE	1- 1	0- 0	4- 6				
2- 3	0- 0	0- 0	HOME	1- 0	0- 0	1- 3				
3- 4	0- 1	0- 0	AWAY	0- 1	0- 0	3- 2				
0- 1	0- 0	0- 0	NEUTRAL	0- 0	0- 0	0- 1				
8- 6	0- 0	0- 0	CONFERENCE	0- 0	0- 2	8- 4				
5- 2	0- 0	0- 0	HOME	0- 0	0- 1	5- 1				
3- 4	0- 0	0- 0	AWAY	0- 0	0- 1	3- 3				
0- 0	0- 0	0- 0	NEUTRAL	0- 0	0- 0	0- 0				

RPI 1-25				RPI 26-50				RPI 51-100				RPI 101+ Team's RPI: 211			
RPI	S	Opponent	Score	RPI	S	Opponent	Score	RPI	S	Opponent	Score	RPI	S	Opponent	Score
16	A	BYU	62 78					68	H	San Francisco	94 88	108	A	New Mexico St.	68 73
								84	A	Oregon	68 79	108	H	New Mexico St.	53 59
												155	A	Boise St.	72 70
												158	N	Alabama	60 67
												179	A	Eastern Wash.	64 68
												186	H	UC Davis	55 59
												188	A	Weber St.	56 61
												190	A	UTRGV	48 61
												190	H	UTRGV	71 57
												193	H	Idaho St.	47 56
												212	A	CSU Bakersfield	54 61
												212	H	CSU Bakersfield	72 53
												230	H	Utah St.	72 76
												231	A	Grand Canyon	64 65
												231	H	Grand Canyon	53 61
												238	A	Omaha	74 59
												271	A	Seattle	61 44
												271	H	Seattle	79 48
												302	A	UMKC	58 44
												302	H	UMKC	79 71
												324	A	Nevada	73 65
												334	H	Southern Utah	70 58
												344	A	Chicago St.	69 62
												344	H	Chicago St.	74 46
LAST 12 Division I GAMES:															
231	A	Grand Canyon	64 65	190	H	UTRGV	71 57								
271	H	Seattle	79 48	212	A	CSU Bakersfield	54 61								
302	A	UMKC	58 44	271	A	Seattle	61 44								
344	A	Chicago St.	69 62	344	H	Chicago St.	74 46								
212	H	CSU Bakersfield	72 53	302	H	UMKC	79 71								
108	H	New Mexico St.	53 59	231	H	Grand Canyon	53 61								

Non-Div I Games: Bethesda (CA) 91 64 Dixie St. 77 63

Utah Valley

Loss, Non-Conf, S Site, H Home A Away N Neutral



Average RPI Win:	175	WON-LOST	WINNING	LAST 10	STRENGTH OF	OPP. STRENGTH	TEAM	ADJ.	CONF.	ADJ CONF.
Average RPI Loss:	110	RECORD	PCT. RANK	GAMES	SCHEDULE	OF SCHEDULE	RPI	RPI	RPI	RPI
DIV. I ONLY	23- 9	59	8- 2	104	118	71	71	7	7	
DIV. I NON-CONF.	11- 2	28	0- 0	140	281	49	49	8	8	
TOTALS	RPI 1-25	RPI 26-50	W-L RECORDS	RPI 51-100	RPI 101-150	RPI 150+				
23- 9	2- 2	2- 0	OVERALL	1- 1	1- 3	17- 3				
11- 4	0- 1	1- 0	HOME	0- 1	0- 1	10- 1				
10- 3	2- 0	0- 0	AWAY	1- 0	1- 0	6- 1				
2- 2	0- 1	1- 0	NEUTRAL	0- 0	0- 1	1- 0				
11- 2	1- 0	0- 0	NON-CONFERENCE	0- 0	1- 2	9- 0				
7- 0	0- 0	0- 0	HOME	0- 0	0- 0	7- 0				
4- 1	1- 0	0- 0	AWAY	0- 0	1- 1	2- 0				
0- 1	0- 0	0- 0	NEUTRAL	0- 0	0- 1	0- 0				
12- 7	1- 2	2- 0	CONFERENCE	1- 1	0- 1	8- 3				
4- 4	0- 1	1- 0	HOME	0- 1	0- 1	3- 1				
6- 2	1- 0	0- 0	AWAY	1- 0	0- 0	4- 2				
2- 1	0- 1	1- 0	NEUTRAL	0- 0	0- 0	1- 0				

RPI 1-25				RPI 26-50				RPI 51-100				Team's RPI: 71	RPI 101+			
RPI	S	Opponent	Score	RPI	S	Opponent	Score	RPI	S	Opponent	Score		RPI	S	Opponent	Score
11	A	Arizona St.	57 48	36	H	St. Bonaventure	52 47	53	H	Saint Louis	72 77		101	A	Iona	74 58
18	H	Duquesne	67 71	36	N	St. Bonaventure	59 50	83	A	Dayton	74 72		106	N	Toledo	61 80
22	A	George Washington	79 68										116	H	Saint Joseph's	63 66
22	N	George Washington	58 72										124	A	IUPUI	69 70
													151	H	Old Dominion	74 54
													161	H	Fordham	61 51
													168	A	George Mason	54 70
													168	H	George Mason	65 34
													189	A	Davidson	74 59
													189	H	Davidson	50 56
													198	A	Richmond	50 62
													198	H	Richmond	53 42
													198	N	Richmond	62 42
													203	H	William & Mary	73 47
													213	A	Rhode Island	49 36
													215	H	Furman	67 45
													218	A	N.C. A&T	64 49
													221	A	Massachusetts	74 66
													245	H	Coppin St.	73 42
													252	A	High Point	69 39
													268	H	Campbell	57 34
													270	H	UNCW	58 45
													280	A	La Salle	84 76
													281	H	UMES	63 39
LAST 12 Division I GAMES:																
		22	N	George Washington	58	72				213	A	Rhode Island	49	36		
		36	N	St. Bonaventure	59	50				198	A	Richmond	50	62		
		198	N	Richmond	62	42				280	A	La Salle	84	76		
		189	A	Davidson	74	59				36	H	St. Bonaventure	52	47		
		168	H	George Mason	65	34				18	H	Duquesne	67	71		
		22	A	George Washington	79	68				161	H	Fordham	61	51		

Non-Div I Games:

VCU

  Loss, 
  Non-Conf, 
  S Site, 
  H Home 
  A Away 
N Neutral

## Valparaiso

Through Games Of March 8, 2016

Average RPI Win:	189	WON-LOST	WINNING	LAST 10	STRENGTH OF	OPP. STRENGTH	TEAM	ADJ.	CONF.	ADJ CONF.
Average RPI Loss:	135	RECORD	PCT. RANK	GAMES	SCHEDULE	OF SCHEDULE	RPI	RPI	RPI	RPI
DIV. I ONLY	6- 20	306	1- 9	65	138	243	243	14	14	
DIV. I NON-CONF.	1- 7	318	0- 0	43	40	251	251	16	16	
TOTALS	RPI 1-25	RPI 26-50	W-L RECORDS	RPI 51-100	RPI 101-150	RPI 150+				
6- 20	0- 4	0- 0	OVERALL	0- 1	3- 9	3- 6				
4- 9	0- 2	0- 0	HOME	0- 0	2- 5	2- 2				
2- 10	0- 2	0- 0	AWAY	0- 1	1- 4	1- 3				
0- 1	0- 0	0- 0	NEUTRAL	0- 0	0- 0	0- 1				
1- 7	0- 2	0- 0	NON-CONFERENCE	0- 1	1- 1	0- 3				
1- 3	0- 1	0- 0	HOME	0- 0	1- 1	0- 1				
0- 3	0- 1	0- 0	AWAY	0- 1	0- 0	0- 1				
0- 1	0- 0	0- 0	NEUTRAL	0- 0	0- 0	0- 1				
5- 13	0- 2	0- 0	CONFERENCE	0- 0	2- 8	3- 3				
3- 6	0- 1	0- 0	HOME	0- 0	1- 4	2- 1				
2- 7	0- 1	0- 0	AWAY	0- 0	1- 4	1- 2				
0- 0	0- 0	0- 0	NEUTRAL	0- 0	0- 0	0- 0				

RPI 1-25				RPI 26-50				RPI 51-100				RPI 101+ Team's RPI: 243			
RPI	S	Opponent	Score	RPI	S	Opponent	Score	RPI	S	Opponent	Score	RPI	S	Opponent	Score
1	H	Notre Dame	54 110					82	A	San Diego	60 76	103	A	Wright St.	63 80
14	A	Louisville	42 75									103	H	Wright St.	54 65
24	A	Green Bay	42 81									123	H	Akron	74 85
24	H	Green Bay	35 71									125	A	Youngstown St.	66 87
												125	H	Youngstown St.	65 60
												143	A	Detroit	65 85
												143	H	Detroit	66 72
												146	H	SIUE	69 56
												148	A	Milwaukee	60 82
												148	H	Milwaukee	60 70
												149	A	Northern Ky.	61 60
												149	H	Northern Ky.	50 68
												180	A	Butler	53 72
												182	N	Northern Colo.	63 77
												205	A	Oakland	77 87
												205	H	Oakland	81 66
												251	A	Ill.-Chicago	80 74
												251	H	Ill.-Chicago	50 54
												260	A	Cleveland St.	65 72
												260	H	Cleveland St.	66 59
												282	H	Miami (OH)	72 75
LAST 12 Division I GAMES:															
251	A	Ill.-Chicago	80 74	205	A	Oakland	77 87								
260	A	Cleveland St.	65 72	149	H	Northern Ky.	50 68								
125	A	Youngstown St.	66 87	103	H	Wright St.	54 65								
24	H	Green Bay	35 71	251	H	Ill.-Chicago	50 54								
148	H	Milwaukee	60 70	125	H	Youngstown St.	65 60								
143	A	Detroit	65 85	260	H	Cleveland St.	66 59								

Non-Div I Games: Ind.-Northwest 79 57 Cardinal Stitch 63 62 Ind.-Kokomo 88 22

Valparaiso

Loss, Non-Conf, S Site, H Home A Away N Neutral

Vanderbilt

Through Games Of March 8, 2016

Average RPI Win:	149	WON-LOST	WINNING	LAST 10	STRENGTH OF	OPP. STRENGTH	TEAM	ADJ.	CONF.	ADJ CONF.
Average RPI Loss:	48	RECORD	PCT. RANK	GAMES	SCHEDULE	OF SCHEDULE	RPI	RPI	RPI	RPI
DIV. I ONLY	18- 14	144	3- 7	34	51	75	75	2	2	
DIV. I NON-CONF.	11- 2	28	0- 0	117	218	34	34	2	2	
TOTALS	RPI 1-25	RPI 26-50	W-L RECORDS	RPI 51-100	RPI 101-150	RPI 150+				
18- 14	1- 7	3- 3	OVERALL	1- 2	4- 1	9- 1				
10- 6	0- 4	1- 2	HOME	0- 0	3- 0	6- 0				
5- 7	1- 2	1- 1	AWAY	1- 2	0- 1	2- 1				
3- 1	0- 1	1- 0	NEUTRAL	0- 0	1- 0	1- 0				
11- 2	0- 1	1- 0	NON-CONFERENCE	1- 1	3- 0	6- 0				
8- 0	0- 0	1- 0	HOME	0- 0	2- 0	5- 0				
2- 2	0- 1	0- 0	AWAY	1- 1	0- 0	1- 0				
1- 0	0- 0	0- 0	NEUTRAL	0- 0	1- 0	0- 0				
7- 12	1- 6	2- 3	CONFERENCE	0- 1	1- 1	3- 1				
2- 6	0- 4	0- 2	HOME	0- 0	1- 0	1- 0				
3- 5	1- 1	1- 1	AWAY	0- 1	0- 1	1- 1				
2- 1	0- 1	1- 0	NEUTRAL	0- 0	0- 0	1- 0				

RPI S	Opponent	Score	RPI S	Opponent	Score	RPI S	Opponent	Score	RPI S	Opponent	Score
4	H South Carolina	61 71	27	A Tennessee	49 58	59	A Auburn	45 53	105	H UT Martin	64 61
12	A Kentucky	71 69	27	H Tennessee	51 69	80	A Drexel	74 64	108	N New Mexico St.	71 45
12	H Kentucky	55 71	37	H Georgia	58 64	83	A Dayton	56 81	120	H LSU	58 42
19	H Texas A&M	63 75	37	N Georgia	54 49				140	A Arkansas	56 57
21	H Mississippi St.	61 66	43	H Ohio	62 59				141	H Troy	97 43
21	N Mississippi St.	46 63	44	A Missouri	56 52				158	A Alabama	54 48
24	A Green Bay	56 58							158	H Alabama	67 52
25	A Florida	67 79							161	A Fordham	53 40
									165	H ETSU	65 39
									175	A Ole Miss	52 55
									175	N Ole Miss	74 59
									208	H Presbyterian	56 38
									269	H Austin Peay	73 56
									341	H Air Force	86 29
									349	H Mississippi Val.	89 39
LAST 12 Division I GAMES:											
21	N Mississippi St.	46 63	25	A Florida	67 79						
37	N Georgia	54 49	12	H Kentucky	55 71						
175	N Ole Miss	74 59	27	H Tennessee	51 69						
44	A Missouri	56 52	140	A Arkansas	56 57						
21	H Mississippi St.	61 66	59	A Auburn	45 53						
19	H Texas A&M	63 75	37	H Georgia	58 64						

Non-Div I Games:

Vanderbilt

Loss, Non-Conf, S Site, H Home A Away N Neutral

Average RPI Win:	257	WON-LOST	WINNING	LAST 10	STRENGTH OF	OPP. STRENGTH	TEAM	ADJ.	CONF.	ADJ CONF.
Average RPI Loss:	177	RECORD	PCT. RANK	GAMES	SCHEDULE	OF SCHEDULE	RPI	RPI	RPI	RPI
DIV. I ONLY	9- 21	276	2- 8	231	286	278	278	16	16	
DIV. I NON-CONF.	5- 8	209	0- 0	300	347	271	271	19	19	
TOTALS	RPI 1-25	RPI 26-50	W-L RECORDS	RPI 51-100	RPI 101-150	RPI 150+				
9- 21	0- 0	0- 3	OVERALL	0- 3	0- 0	9- 15				
4- 9	0- 0	0- 1	HOME	0- 2	0- 0	4- 6				
5- 11	0- 0	0- 1	AWAY	0- 1	0- 0	5- 9				
0- 1	0- 0	0- 1	NEUTRAL	0- 0	0- 0	0- 0				
5- 8	0- 0	0- 0	NON-CONFERENCE	0- 1	0- 0	5- 7				
2- 3	0- 0	0- 0	HOME	0- 1	0- 0	2- 2				
3- 5	0- 0	0- 0	AWAY	0- 0	0- 0	3- 5				
0- 0	0- 0	0- 0	NEUTRAL	0- 0	0- 0	0- 0				
4- 13	0- 0	0- 3	CONFERENCE	0- 2	0- 0	4- 8				
2- 6	0- 0	0- 1	HOME	0- 1	0- 0	2- 4				
2- 6	0- 0	0- 1	AWAY	0- 1	0- 0	2- 4				
0- 1	0- 0	0- 1	NEUTRAL	0- 0	0- 0	0- 0				

RPI S	Opponent	Score	RPI S	Opponent	Score	RPI S	Opponent	Score	RPI S	Opponent	Score	Team's RPI: 278
48	A Albany (NY)	43 72	48	H Albany (NY)	40 75	63	A Maine	51 63	156	A Stony Brook	59 73	
48	N Albany (NY)	43 95	48	N Albany (NY)	43 95	63	H Maine	41 62	156	H Stony Brook	44 37	
						86	H Quinnipiac	65 77	162	A Delaware	60 71	
									185	A UMBC	48 85	
									185	H UMBC	60 74	
									196	H Sacred Heart	53 51	
									205	H Oakland	68 74	
									207	A Brown	54 71	
									214	A Dartmouth	56 54	
									217	A Hartford	50 52	
									217	H Hartford	47 51	
									219	A Binghamton	52 66	
									219	H Binghamton	53 57	
									224	A Bryant	52 68	
									232	A New Hampshire	63 59	
									232	H New Hampshire	83 63	
									249	A Columbia	56 73	
									254	A Holy Cross	63 77	
									276	H Central Conn. St.	79 63	
									320	A UMass Lowell	59 51	
									320	H UMass Lowell	66 68	
									335	H St. Francis Brooklyn	55 59	
									342	A NJIT	54 46	
									343	A Boston U.	60 45	
LAST 12 Division I GAMES:												
48	N Albany (NY)	43 95	320	H UMass Lowell	66 68	48	H Albany (NY)	40 75				
156	H Stony Brook	44 37	63	A Maine	51 63	156	A Stony Brook	59 73				
232	A New Hampshire	63 59	232	H New Hampshire	83 63							
185	H UMBC	60 74	219	A Binghamton	52 66	219	H Binghamton	53 57				
219	A Binghamton	52 66										
217	A Hartford	50 52										

Non-Div I Games:

Vermont

Villanova

Through Games Of March 8, 2016

Average RPI Win:	138	WON-LOST	WINNING	LAST 10	STRENGTH OF	OPP. STRENGTH	TEAM	ADJ.	CONF.	ADJ CONF.
Average RPI Loss:	80	RECORD	PCT. RANK	GAMES	SCHEDULE	OF SCHEDULE	RPI	RPI	RPI	RPI
DIV. I ONLY	19- 11	94	6- 4	61	68	56	56	6	6	
DIV. I NON-CONF.	7- 4	110	1- 0	29	68	35	35	6	6	
TOTALS	RPI 1-25	RPI 26-50	W-L RECORDS	RPI 51-100	RPI 101-150	RPI 150+				
19- 11	0- 1	5- 3	OVERALL	3- 2	2- 4	9- 1				
9- 3	0- 0	3- 1	HOME	1- 0	1- 2	4- 0				
8- 6	0- 1	2- 2	AWAY	1- 1	1- 1	4- 1				
2- 2	0- 0	0- 0	NEUTRAL	1- 1	0- 1	1- 0				
7- 4	0- 1	1- 1	NON-CONFERENCE	1- 2	1- 0	4- 0				
3- 0	0- 0	1- 0	HOME	0- 0	1- 0	1- 0				
2- 3	0- 1	0- 1	AWAY	0- 1	0- 0	2- 0				
2- 1	0- 0	0- 0	NEUTRAL	1- 1	0- 0	1- 0				
12- 7	0- 0	4- 2	CONFERENCE	2- 0	1- 4	5- 1				
6- 3	0- 0	2- 1	HOME	1- 0	0- 2	3- 0				
6- 3	0- 0	2- 1	AWAY	1- 0	1- 1	2- 1				
0- 1	0- 0	0- 0	NEUTRAL	0- 0	0- 1	0- 0				

RPI 1-25				RPI 26-50				RPI 51-100				Team's RPI: 56	RPI 101+			
RPI	S	Opponent	Score	RPI	S	Opponent	Score	RPI	S	Opponent	Score		RPI	S	Opponent	Score
22	A	George Washington	70 78	28	H	Penn	66 46	54	N	St. Mary's (CA)	60 67		102	A	Georgetown	63 60
				29	A	DePaul	64 60	72	A	Temple	55 61		102	H	Georgetown	51 57
				29	H	DePaul	47 75	80	N	Drexel	67 55		114	A	Creighton	48 53
				41	A	Seton Hall	50 60	100	A	Marquette	82 75		114	H	Creighton	62 65
				41	H	Seton Hall	55 45	100	H	Marquette	81 60		114	N	Creighton	48 57
				42	A	St. John's (NY)	71 59						116	H	Saint Joseph's	55 49
				42	H	St. John's (NY)	58 54						167	N	Sacramento St.	78 54
				49	A	North Carolina St.	64 70						169	A	Xavier	67 74
LAST 12 Division I GAMES:																
				114	N	Creighton	48 57						100	H	Marquette	81 60
				180	H	Butler	66 46						29	H	DePaul	47 75
				169	H	Xavier	58 55						266	A	Providence	76 47
				102	A	Georgetown	63 60						114	A	Creighton	48 53
				41	A	Seton Hall	50 60						28	H	Penn	66 46
				42	A	St. John's (NY)	71 59						102	H	Georgetown	51 57

Non-Div I Games:

Villanova

Loss, Non-Conf, S Site, H Home A Away N Neutral

## Virginia

Through Games Of March 8, 2016

Average RPI Win:	182	WON-LOST	WINNING	LAST 10	STRENGTH OF	OPP. STRENGTH	TEAM	ADJ.	CONF.	ADJ CONF.
Average RPI Loss:	51	RECORD	PCT. RANK	GAMES	SCHEDULE	OF SCHEDULE	RPI	RPI	RPI	RPI
DIV. I ONLY	16- 15	163	3- 7	64	57	109	109	4	4	
DIV. I NON-CONF.	10- 4	86	0- 0	181	119	116	116	5	5	
TOTALS	RPI 1-25	RPI 26-50	W-L RECORDS	RPI 51-100	RPI 101-150	RPI 150+				
16- 15	1- 6	1- 3	OVERALL	3- 3	2- 3	9- 0				
10- 6	0- 3	1- 0	HOME	0- 1	0- 2	9- 0				
5- 6	0- 3	0- 2	AWAY	3- 0	2- 1	0- 0				
1- 3	1- 0	0- 1	NEUTRAL	0- 2	0- 0	0- 0				
10- 4	1- 1	0- 0	NON-CONFERENCE	2- 3	0- 0	7- 0				
7- 1	0- 0	0- 0	HOME	0- 1	0- 0	7- 0				
2- 1	0- 1	0- 0	AWAY	2- 0	0- 0	0- 0				
1- 2	1- 0	0- 0	NEUTRAL	0- 2	0- 0	0- 0				
6- 11	0- 5	1- 3	CONFERENCE	1- 0	2- 3	2- 0				
3- 5	0- 3	1- 0	HOME	0- 0	0- 2	2- 0				
3- 5	0- 2	0- 2	AWAY	1- 0	2- 1	0- 0				
0- 1	0- 0	0- 1	NEUTRAL	0- 0	0- 0	0- 0				

RPI	S	Opponent	Score	RPI	S	Opponent	Score	RPI	S	Opponent	Score	RPI	S	Opponent	Score	Team's RPI: 109
1	H	Notre Dame	46 74	26	H	Miami (FL)	76 56	52	N	Rutgers	48 60	118	A	Boston College	61 50	
6	A	Ohio St.	73 93	47	A	Duke	52 67	59	A	Auburn	69 52	121	A	Virginia Tech	55 60	
13	H	Syracuse	57 91	47	N	Duke	53 57	60	H	Iowa	73 85	121	H	Virginia Tech	46 66	
14	A	Louisville	59 74	49	A	North Carolina St.	52 63	66	A	Middle Tenn.	70 66	127	H	Pittsburgh	55 58	
14	H	Louisville	41 59					73	A	Georgia Tech	78 67	138	A	Wake Forest	52 50	
15	A	Florida St.	48 70					74	N	Tulane	62 67	153	H	North Carolina	72 68	
24	N	Green Bay	68 59									198	H	Richmond	71 51	
												245	H	Coppin St.	75 40	
												256	H	Clemson	65 48	
												258	H	Bowling Green	68 39	
												294	H	Charleston So.	85 65	
												311	H	Longwood	81 46	
												342	H	NJIT	81 54	
												347	H	Norfolk St.	86 50	
LAST 12 Division I GAMES:																
47	N	Duke	53 57	13	H	Syracuse	57 91									
121	A	Virginia Tech	55 60	121	H	Virginia Tech	46 66									
153	H	North Carolina	72 68	47	A	Duke	52 67									
256	H	Clemson	65 48	49	A	North Carolina St.	52 63									
14	A	Louisville	59 74	127	H	Pittsburgh	55 58									
118	A	Boston College	61 50	15	A	Florida St.	48 70									

Non-Div I Games:

Virginia

■ Loss, 
 ■ Non-Conf, S Site, 
 ■ Home 
 ■ Away 
 N Neutral

Average RPI Win:	192	WON-LOST	WINNING	LAST 10	STRENGTH OF	OPP. STRENGTH	TEAM	ADJ.	CONF.	ADJ CONF.
Average RPI Loss:	59	RECORD	PCT. RANK	GAMES	SCHEDULE	OF SCHEDULE	RPI	RPI	RPI	RPI
DIV. I ONLY	17- 13	137	3- 7	110	59	121	121	4	4	
DIV. I NON-CONF.	12- 1	9	0- 0	281	187	68	68	5	5	
TOTALS	RPI 1-25	RPI 26-50	W-L RECORDS	RPI 51-100	RPI 101-150	RPI 150+				
17- 13	0- 4	1- 4	OVERALL	0- 1	5- 3	11- 1				
13- 5	0- 0	0- 3	HOME	0- 1	2- 1	11- 0				
4- 7	0- 4	1- 1	AWAY	0- 0	3- 1	0- 1				
0- 1	0- 0	0- 0	NEUTRAL	0- 0	0- 1	0- 0				
12- 1	0- 0	1- 0	NON-CONFERENCE	0- 0	1- 1	10- 0				
10- 0	0- 0	0- 0	HOME	0- 0	0- 0	10- 0				
2- 1	0- 0	1- 0	AWAY	0- 0	1- 1	0- 0				
0- 0	0- 0	0- 0	NEUTRAL	0- 0	0- 0	0- 0				
5- 12	0- 4	0- 4	CONFERENCE	0- 1	4- 2	1- 1				
3- 5	0- 0	0- 3	HOME	0- 1	2- 1	1- 0				
2- 6	0- 4	0- 1	AWAY	0- 0	2- 0	0- 1				
0- 1	0- 0	0- 0	NEUTRAL	0- 0	0- 1	0- 0				

RPI S	Opponent	Score	RPI S	Opponent	Score	RPI S	Opponent	Score	RPI S	Opponent	Score	Team's RPI: 121
1	A Notre Dame	41 80	26	A Miami (FL)	56 67	73	H Georgia Tech	34 51	102	A Georgetown	56 73	
13	A Syracuse	39 60	26	H Miami (FL)	45 57				109	A Virginia	66 46	
14	A Louisville	45 56	27	A Tennessee	57 43				109	H Virginia	60 55	
15	A Florida St.	50 68	47	H Duke	62 66				118	H Boston College	58 33	
			49	H North Carolina St.	61 72				118	N Boston College	37 49	
									127	H Pittsburgh	48 59	
									134	A Penn St.	64 59	
									138	A Wake Forest	54 48	
									153	A North Carolina	67 71	
									168	H George Mason	80 63	
									172	H Radford	47 40	
									208	H Presbyterian	58 44	
									215	H Furman	59 30	
									227	H Col. of Charleston	81 47	
									245	H Coppin St.	72 39	
									253	H Morgan St.	73 33	
									256	H Clemson	79 49	
									266	H Providence	62 46	
									308	H Wofford	73 42	
									317	H Mt. St. Mary's	59 42	
LAST 12 Division I GAMES:												
118	N Boston College	37 49	153	A North Carolina	67 71							
109	H Virginia	60 55	109	A Virginia	66 46							
138	A Wake Forest	54 48	73	H Georgia Tech	34 51							
26	A Miami (FL)	56 67	15	A Florida St.	50 68							
47	H Duke	62 66	26	H Miami (FL)	45 57							
127	H Pittsburgh	48 59	1	A Notre Dame	41 80							

Non-Div I Games:

Virginia Tech

■ Loss, 
 ■ Non-Conf, S Site, 
 ■ Home 
 ■ Away 
 N Neutral

W  
a  
g  
n  
e  
rW  
a  
g  
n  
e  
r

Wagner

Page 352



W  
a  
g  
n  
e  
r

RPI S      Opponent      Wagner      Score

Through Games Of March 8, 2016

RPI	S	Opponent	Score
342	H	NJIT	76 53

W  
a  
g  
n  
e  
r

Wagner

## Wake Forest

Through Games Of March 8, 2016

Average RPI Win:	186	WON-LOST	WINNING	LAST 10	STRENGTH OF	OPP. STRENGTH	TEAM	ADJ.	CONF.	ADJ CONF.
Average RPI Loss:	71	RECORD	PCT. RANK	GAMES	SCHEDULE	OF SCHEDULE	RPI	RPI	RPI	RPI
DIV. I ONLY	16- 15	163	5- 5	135	37	138	138	4	4	
DIV. I NON-CONF.	9- 4	95	0- 0	308	112	182	182	5	5	
TOTALS	RPI 1-25	RPI 26-50	W-L RECORDS	RPI 51-100	RPI 101-150	RPI 150+				
16- 15	0- 4	2- 4	OVERALL	0- 3	3- 2	11- 2				
9- 7	0- 3	2- 0	HOME	0- 1	1- 2	6- 1				
5- 6	0- 1	0- 4	AWAY	0- 1	2- 0	3- 0				
2- 2	0- 0	0- 0	NEUTRAL	0- 1	0- 0	2- 1				
9- 4	0- 0	0- 1	NON-CONFERENCE	0- 1	1- 0	8- 2				
6- 2	0- 0	0- 0	HOME	0- 1	1- 0	5- 1				
2- 1	0- 0	0- 1	AWAY	0- 0	0- 0	2- 0				
1- 1	0- 0	0- 0	NEUTRAL	0- 0	0- 0	1- 1				
7- 11	0- 4	2- 3	CONFERENCE	0- 2	2- 2	3- 0				
3- 5	0- 3	2- 0	HOME	0- 0	0- 2	1- 0				
3- 5	0- 1	0- 3	AWAY	0- 1	2- 0	1- 0				
1- 1	0- 0	0- 0	NEUTRAL	0- 1	0- 0	1- 0				

RPI 1-25				RPI 26-50				RPI 51-100				RPI 101+ Team's RPI: 138			
RPI	S	Opponent	Score	RPI	S	Opponent	Score	RPI	S	Opponent	Score	RPI	S	Opponent	Score
1	H	Notre Dame	52 86	26	A	Miami (FL)	60 71	73	A	Georgia Tech	51 66	109	H	Virginia	50 52
13	H	Syracuse	65 91	44	A	Missouri	81 94	73	N	Georgia Tech	65 67	118	A	Boston College	65 59
14	A	Louisville	54 78	47	A	Duke	68 95	78	H	Belmont	64 78	120	H	LSU	60 57
15	H	Florida St.	55 96	47	H	Duke	64 58					121	H	Virginia Tech	48 54
				49	A	North Carolina St.	47 64					127	A	Pittsburgh	60 49
				49	H	North Carolina St.	63 58					152	H	Jacksonville	57 51
												153	H	North Carolina	75 63
												165	H	ETSU	69 52
												189	H	Davidson	77 58
												197	H	Wisconsin	51 64
												198	H	Richmond	43 33
												204	N	Hampton	42 47
												256	A	Clemson	55 45
												256	N	Clemson	73 58
												274	A	American	71 70
												280	H	La Salle	61 53
												283	N	Coastal Caro.	81 52
												304	A	FIU	57 53
LAST 12 Division I GAMES:															
		73 N Georgia Tech	65 67			256 A Clemson	55 45								
		256 N Clemson	73 58			49 H North Carolina St.	63 58								
		73 A Georgia Tech	51 66			127 A Pittsburgh	60 49								
		121 H Virginia Tech	48 54			14 A Louisville	54 78								
		1 H Notre Dame	52 86			15 H Florida St.	55 96								
		47 H Duke	64 58			118 A Boston College	65 59								

Non-Div I Games:

Wake Forest

■ Loss, 
 ■ Non-Conf, 
 ■ S Site, 
 ■ H Home 
 ■ A Away 
 N Neutral

Washington

Through Games of March 9, 2010

Average RPI Win:	125	WON-LOST	WINNING	LAST 10	STRENGTH OF	OPP. STRENGTH	TEAM	ADJ.	CONF.	ADJ CONF.
Average RPI Loss:	27	RECORD	PCT. RANK	GAMES	SCHEDULE	OF SCHEDULE	RPI	RPI	RPI	RPI
DIV. I ONLY	22- 10	73	6- 4	28	9	33	33	1	1	
DIV. I NON-CONF.	9- 2	37	0- 0	51	88	38	38	1	1	
TOTALS	RPI 1-25	RPI 26-50	W-L RECORDS	RPI 51-100	RPI 101-150	RPI 150+				
22- 10	2- 7	0- 1	OVERALL	9- 2	4- 0	7- 0				
12- 4	1- 2	0- 1	HOME	5- 1	1- 0	5- 0				
7- 4	0- 3	0- 0	AWAY	4- 1	2- 0	1- 0				
3- 2	1- 2	0- 0	NEUTRAL	0- 0	1- 0	1- 0				
9- 2	0- 1	0- 1	NON-CONFERENCE	3- 0	2- 0	4- 0				
6- 1	0- 0	0- 1	HOME	2- 0	0- 0	4- 0				
2- 0	0- 0	0- 0	AWAY	1- 0	1- 0	0- 0				
1- 1	0- 1	0- 0	NEUTRAL	0- 0	1- 0	0- 0				
13- 8	2- 6	0- 0	CONFERENCE	6- 2	2- 0	3- 0				
6- 3	1- 2	0- 0	HOME	3- 1	1- 0	1- 0				
5- 4	0- 3	0- 0	AWAY	3- 1	1- 0	1- 0				
2- 1	1- 1	0- 0	NEUTRAL	0- 0	0- 0	1- 0				

RPI S	Opponent	Score	RPI S	Opponent	Score	RPI S	Opponent	Score	RPI S	Opponent	Score
5	H Oregon St.	53 61	31	H Oklahoma	68 71	55	A Southern California	61 53	115	A Fresno St.	89 79
5	N Oregon St.	55 57				55	H Southern California	69 60	122	A Arizona	74 52
9	A UCLA	59 63				58	H UC Riverside	78 43	122	H Arizona	63 47
9	H UCLA	64 56				61	A South Dakota	77 64	137	N Texas Tech	77 73
10	A Stanford	53 69				62	H Santa Clara	100 55	188	H Weber St.	69 56
10	N Stanford	73 65				84	H Oregon	63 75	202	A Colorado	76 74
11	A Arizona St.	57 77				85	A California	75 65	202	H Colorado	68 47
11	H Arizona St.	61 68				88	A Utah	83 88	202	N Colorado	67 51
13	N Syracuse	62 66				88	H Utah	73 60	234	H San Diego St.	80 51
						96	A Washington St.	79 64	271	H Seattle	96 55
						96	H Washington St.	69 63	289	H Portland	83 65
LAST 12 Division I GAMES:											
5	N Oregon St.	55 57	122	A Arizona	74 52						
10	N Stanford	73 65	9	A UCLA	59 63						
202	N Colorado	67 51	55	A Southern California	61 53						
202	H Colorado	68 47	84	H Oregon	63 75						
88	H Utah	73 60	5	H Oregon St.	53 61						
11	A Arizona St.	57 77	85	A California	75 65						

Non-Div I Games:

Washington

Average RPI Win:	170	WON-LOST	WINNING	LAST 10	STRENGTH OF	OPP. STRENGTH	TEAM	ADJ.	CONF.	ADJ CONF.
Average RPI Loss:	41	RECORD	PCT. RANK	GAMES	SCHEDULE	OF SCHEDULE	RPI	RPI	RPI	RPI
DIV. I ONLY	14- 16	191	2- 8	58	13	96	96	1	1	
DIV. I NON-CONF.	9- 2	37	0- 0	127	116	28	28	1	1	
TOTALS	RPI 1-25	RPI 26-50	W-L RECORDS	RPI 51-100	RPI 101-150	RPI 150+				
14- 16	0- 6	0- 3	OVERALL	2- 7	4- 0	8- 0				
7- 6	0- 3	0- 1	HOME	1- 2	2- 0	4- 0				
6- 9	0- 3	0- 2	AWAY	1- 4	2- 0	3- 0				
1- 1	0- 0	0- 0	NEUTRAL	0- 1	0- 0	1- 0				
9- 2	0- 0	0- 1	NON-CONFERENCE	1- 1	2- 0	6- 0				
4- 0	0- 0	0- 0	HOME	0- 0	1- 0	3- 0				
4- 2	0- 0	0- 1	AWAY	1- 1	1- 0	2- 0				
1- 0	0- 0	0- 0	NEUTRAL	0- 0	0- 0	1- 0				
5- 14	0- 6	0- 2	CONFERENCE	1- 6	2- 0	2- 0				
3- 6	0- 3	0- 1	HOME	1- 2	1- 0	1- 0				
2- 7	0- 3	0- 1	AWAY	0- 3	1- 0	1- 0				
0- 1	0- 0	0- 0	NEUTRAL	0- 1	0- 0	0- 0				

RPI 1-25				RPI 26-50				RPI 51-100 Team's RPI: 96				RPI 101+			
RPI	S	Opponent	Score	RPI	S	Opponent	Score	RPI	S	Opponent	Score	RPI	S	Opponent	Score
5	H	Oregon St.	45 54	32	A	Oklahoma St.	60 70	54	A	St. Mary's (CA)	71 75	113	H	Gonzaga	55 48
9	A	UCLA	61 73	33	A	Washington	63 69	55	A	Southern California	62 64	119	A	Hawaii	62 52
9	H	UCLA	73 75	33	H	Washington	64 79	55	H	Southern California	73 61	122	A	Arizona	62 61
10	A	Stanford	52 69					55	N	Southern California	73 77	122	H	Arizona	67 46
11	A	Arizona St.	39 61					82	A	San Diego	78 72	155	A	Boise St.	57 52
11	H	Arizona St.	45 63					84	H	Oregon	48 73	201	H	San Jose St.	95 80
								85	A	California	71 74	202	A	Colorado	74 66
								88	A	Utah	71 73	202	H	Colorado	83 70
								88	H	Utah	69 75	204	H	Hampton	68 61
												220	A	Kansas	66 53
												265	H	UC Santa Barbara	61 44
												324	N	Nevada	70 57
LAST 12 Division I GAMES:															
		55	N	Southern California	73	77	9	A	UCLA	61	73				
		88	H	Utah	69	75	5	H	Oregon St.	45	54				
		202	H	Colorado	83	70	84	H	Oregon	48	73				
		122	A	Arizona	62	61	10	A	Stanford	52	69				
		11	A	Arizona St.	39	61	85	A	California	71	74				
		55	A	Southern California	62	64	33	A	Washington	63	69				

Non-Div I Games:

Washington St.

■ Loss, 
 ■ Non-Conf, 
 ■ S Site, 
 ■ H Home 
 ■ A Away 
 N Neutral

Average RPI Win:	257	WON-LOST	WINNING	LAST 10	STRENGTH OF	OPP. STRENGTH	TEAM	ADJ.	CONF.	ADJ CONF.
Average RPI Loss:	136	RECORD	PCT. RANK	GAMES	SCHEDULE	OF SCHEDULE	RPI	RPI	RPI	RPI
DIV. I ONLY	18- 10	88	5- 5	339	166	188	188	20	20	
DIV. I NON-CONF.	6- 3	99	0- 0	314	126	162	162	23	23	
TOTALS	RPI 1-25	RPI 26-50	W-L RECORDS	RPI 51-100	RPI 101-150	RPI 150+				
18- 10	0- 1	0- 1	OVERALL	1- 1	0- 2	17- 5				
7- 5	0- 1	0- 0	HOME	0- 1	0- 1	7- 2				
9- 5	0- 0	0- 1	AWAY	1- 0	0- 1	8- 3				
2- 0	0- 0	0- 0	NEUTRAL	0- 0	0- 0	2- 0				
6- 3	0- 1	0- 1	NON-CONFERENCE	0- 0	0- 0	6- 1				
1- 2	0- 1	0- 0	HOME	0- 0	0- 0	1- 1				
4- 1	0- 0	0- 1	AWAY	0- 0	0- 0	4- 0				
1- 0	0- 0	0- 0	NEUTRAL	0- 0	0- 0	1- 0				
12- 7	0- 0	0- 0	CONFERENCE	1- 1	0- 2	11- 4				
6- 3	0- 0	0- 0	HOME	0- 1	0- 1	6- 1				
5- 4	0- 0	0- 0	AWAY	1- 0	0- 1	4- 3				
1- 0	0- 0	0- 0	NEUTRAL	0- 0	0- 0	1- 0				

RPI 1-25				RPI 26-50				RPI 51-100				RPI 101+ Team's RPI: 188			
RPI	S	Opponent	Score	RPI	S	Opponent	Score	RPI	S	Opponent	Score	RPI	S	Opponent	Score
16	H	BYU	51 68	33	A	Washington	56 69	92	A	North Dakota	62 56	135	H	Idaho	70 77
								92	H	North Dakota	78 85	150	A	Montana St.	71 92
												163	A	Montana	75 84
												167	A	Sacramento St.	64 87
												167	H	Sacramento St.	77 66
												179	H	Eastern Wash.	80 74
												182	A	Northern Colo.	63 65
												182	H	Northern Colo.	82 79
												193	A	Idaho St.	61 46
												193	H	Idaho St.	57 58
												199	N	SFA	56 46
												211	H	Utah Valley	61 56
												225	A	North Texas	45 38
												227	H	Col. of Charleston	42 50
												289	A	Portland	57 55
												301	A	Denver	61 49
												310	A	Northern Ariz.	76 56
												310	H	Northern Ariz.	95 88
												321	A	Portland St.	75 58
												321	H	Portland St.	102 73
												321	N	Portland St.	91 68
												334	A	Southern Utah	69 51
												334	H	Southern Utah	75 56
												338	A	Cal St. Fullerton	60 40
LAST 12 Division I GAMES:															
				321	N	Portland St.	91 68					334	H	Southern Utah	75 56
				179	H	Eastern Wash.	80 74					321	A	Portland St.	75 58
				135	H	Idaho	70 77					167	A	Sacramento St.	64 87
				163	A	Montana	75 84					92	H	North Dakota	78 85
				150	A	Montana St.	71 92					182	H	Northern Colo.	82 79
				310	H	Northern Ariz.	95 88					334	A	Southern Utah	69 51

Non-Div I Games: Westminster (UT) 79 46 Bethesda (CA) 86 60

Weber St.

Loss, Non-Conf, S Site, H Home A Away N Neutral

## West Virginia

Through Games Of March 8, 2016

Average RPI Win:	149	WON-LOST	WINNING	LAST 10	STRENGTH OF	OPP. STRENGTH	TEAM	ADJ.	CONF.	ADJ CONF.
Average RPI Loss:	28	RECORD	PCT. RANK	GAMES	SCHEDULE	OF SCHEDULE	RPI	RPI	RPI	RPI
DIV. I ONLY	24- 9	56	7- 3	33	44	22	22	3	3	
DIV. I NON-CONF.	11- 2	28	0- 0	162	216	57	57	3	3	
TOTALS	RPI 1-25	RPI 26-50	W-L RECORDS	RPI 51-100	RPI 101-150	RPI 150+				
24- 9	0- 5	7- 2	OVERALL	1- 1	7- 1	9- 0				
13- 2	0- 2	3- 0	HOME	1- 0	3- 0	6- 0				
5- 5	0- 2	1- 2	AWAY	0- 0	3- 1	1- 0				
6- 2	0- 1	3- 0	NEUTRAL	0- 1	1- 0	2- 0				
11- 2	0- 0	2- 0	NON-CONFERENCE	1- 1	1- 1	7- 0				
6- 0	0- 0	0- 0	HOME	1- 0	0- 0	5- 0				
0- 1	0- 0	0- 0	AWAY	0- 0	0- 1	0- 0				
5- 1	0- 0	2- 0	NEUTRAL	0- 1	1- 0	2- 0				
13- 7	0- 5	5- 2	CONFERENCE	0- 0	6- 0	2- 0				
7- 2	0- 2	3- 0	HOME	0- 0	3- 0	1- 0				
5- 4	0- 2	1- 2	AWAY	0- 0	3- 0	1- 0				
1- 1	0- 1	1- 0	NEUTRAL	0- 0	0- 0	0- 0				

RPI	S	Opponent	Score	RPI	S	Opponent	Score	RPI	S	Opponent	Score	RPI	S	Opponent	Score
2	A	Baylor	64 69	31	A	Oklahoma	54 57	55	N	Southern California	67 78	107	A	TCU	97 84
2	H	Baylor	61 71	31	H	Oklahoma	63 55	89	H	Elon	67 57	107	H	TCU	83 72
7	A	Texas	50 73	32	A	Oklahoma St.	51 63					113	A	Gonzaga	57 62
7	H	Texas	54 65	32	H	Oklahoma St.	82 48					129	A	Iowa St.	82 57
7	N	Texas	51 67	34	N	James Madison	69 62					129	H	Iowa St.	57 47
				46	N	Indiana	75 64					132	N	Marshall	66 60
				50	A	Kansas St.	72 53					137	A	Texas Tech	69 42
				50	H	Kansas St.	64 44					137	H	Texas Tech	79 57
				50	N	Kansas St.	74 65					157	N	Yale	70 60
												220	A	Kansas	65 45
												220	H	Kansas	72 35
												231	N	Grand Canyon	68 50
												245	H	Coppin St.	96 64
												307	H	Morehead St.	94 56
												311	H	Longwood	74 43
												314	H	Fairleigh Dickinson	91 42
												322	H	Delaware St.	77 34
LAST 12 Division I GAMES:															
		7	N	Texas	51	67	31	H	Oklahoma	63	55				
		50	N	Kansas St.	74	65	32	A	Oklahoma St.	51	63				
		129	A	Iowa St.	82	57	129	H	Iowa St.	57	47				
		32	H	Oklahoma St.	82	48	50	H	Kansas St.	64	44				
		107	H	TCU	83	72	137	A	Texas Tech	69	42				
		7	A	Texas	50	73	2	H	Baylor	61	71				

Non-Div I Games:

West Virginia

■ Loss, 
 ■ Non-Conf, 
 ■ S Site, 
 ■ H Home 
 ■ A Away 
 N Neutral

Average RPI Win:	305	WON-LOST	WINNING	LAST 10	STRENGTH OF	OPP. STRENGTH	TEAM	ADJ.	CONF.	ADJ CONF.
Average RPI Loss:	160	RECORD	PCT. RANK	GAMES	SCHEDULE	OF SCHEDULE	RPI	RPI	RPI	RPI
DIV. I ONLY	4- 22	325	3- 7	141	268	298	298	17	17	
DIV. I NON-CONF.	1- 10	330	0- 0	141	345	303	303	15	15	
TOTALS	RPI 1-25	RPI 26-50	W-L RECORDS	RPI 51-100	RPI 101-150	RPI 150+				
4- 22	0- 0	0- 5	OVERALL	0- 0	0- 5	4- 12				
2- 7	0- 0	0- 1	HOME	0- 0	0- 3	2- 3				
1- 14	0- 0	0- 3	AWAY	0- 0	0- 2	1- 9				
1- 1	0- 0	0- 1	NEUTRAL	0- 0	0- 0	1- 0				
1- 10	0- 0	0- 2	NON-CONFERENCE	0- 0	0- 1	1- 7				
0- 2	0- 0	0- 0	HOME	0- 0	0- 1	0- 1				
0- 8	0- 0	0- 2	AWAY	0- 0	0- 0	0- 6				
1- 0	0- 0	0- 0	NEUTRAL	0- 0	0- 0	1- 0				
3- 12	0- 0	0- 3	CONFERENCE	0- 0	0- 4	3- 5				
2- 5	0- 0	0- 1	HOME	0- 0	0- 2	2- 2				
1- 6	0- 0	0- 1	AWAY	0- 0	0- 2	1- 3				
0- 1	0- 0	0- 1	NEUTRAL	0- 0	0- 0	0- 0				

RPI S	Opponent	Score	RPI S	Opponent	Score	RPI S	Opponent	Score	RPI S	Opponent	Score	Team's RPI: 298
40	A Chattanooga	59 77	40	H Chattanooga	51 65	111	A Samford	52 57	111	H Samford	42 59	
40	N Chattanooga	56 74	40	N Chattanooga	56 74	112	A Mercer	42 63	112	H Mercer	88 92	
47	A Duke	47 84	47	A Duke	47 84	112	H Mercer	88 92	131	H UNC Asheville	45 67	
49	A North Carolina St.	55 86	49	A North Carolina St.	55 86	165	A ETSU	62 74	165	H ETSU	43 45	
						177	A Eastern Ky.	62 91	189	A Davidson	51 64	
						210	A USC Upstate	59 68	210	A USC Upstate	59 68	
						215	A Furman	56 71	215	A Furman	56 71	
						215	H Furman	76 83	215	H Furman	76 83	
						242	H Bethune-Cookman	59 66	242	H Bethune-Cookman	59 66	
						268	A Campbell	66 73	268	A Campbell	66 73	
						286	A Kennesaw St.	53 65	286	A Kennesaw St.	53 65	
						288	N Florida A&M	69 53	288	N Florida A&M	69 53	
						294	A Charleston So.	59 80	294	A Charleston So.	59 80	
						308	A Wofford	71 72	308	A Wofford	71 72	
						308	H Wofford	74 72	308	H Wofford	74 72	
						312	A UNCG	84 80	312	A UNCG	84 80	
						312	H UNCG	84 72	312	H UNCG	84 72	
LAST 12 Division I GAMES:												
40	N Chattanooga	56 74	111	A Samford	52 57							
312	A UNCG	84 80	112	A Mercer	42 63							
215	A Furman	56 71	312	H UNCG	84 72							
308	A Wofford	71 72	308	H Wofford	74 72							
40	H Chattanooga	51 65	215	H Furman	76 83							
165	H ETSU	43 45	165	A ETSU	62 74							

Non-Div I Games: Anderson (SC) 72 55 Brevard 68 60 Warren Wilson 106 52

Western Caro.

Loss, Non-Conf, S Site, H Home A Away N Neutral

Average RPI Win:	281	WON-LOST	WINNING	LAST 10	STRENGTH OF	OPP. STRENGTH	TEAM	ADJ.	CONF.	ADJ CONF.
Average RPI Loss:	131	RECORD	PCT. RANK	GAMES	SCHEDULE	OF SCHEDULE	RPI	RPI	RPI	RPI
DIV. I ONLY	13- 15	195	4- 6	292	204	239	239	18	18	
DIV. I NON-CONF.	5- 6	180	0- 0	309	251	246	246	18	18	
TOTALS	RPI 1-25	RPI 26-50	W-L RECORDS	RPI 51-100	RPI 101-150	RPI 150+				
13- 15	0- 0	0- 1	OVERALL	0- 6	2- 4	11- 4				
7- 5	0- 0	0- 0	HOME	0- 2	2- 1	5- 2				
5- 8	0- 0	0- 1	AWAY	0- 4	0- 2	5- 1				
1- 2	0- 0	0- 0	NEUTRAL	0- 0	0- 1	1- 1				
5- 6	0- 0	0- 1	NON-CONFERENCE	0- 2	1- 0	4- 3				
2- 2	0- 0	0- 0	HOME	0- 0	1- 0	1- 2				
2- 3	0- 0	0- 1	AWAY	0- 2	0- 0	2- 0				
1- 1	0- 0	0- 0	NEUTRAL	0- 0	0- 0	1- 1				
8- 9	0- 0	0- 0	CONFERENCE	0- 4	1- 4	7- 1				
5- 3	0- 0	0- 0	HOME	0- 2	1- 1	4- 0				
3- 5	0- 0	0- 0	AWAY	0- 2	0- 2	3- 1				
0- 1	0- 0	0- 0	NEUTRAL	0- 0	0- 1	0- 0				

RPI 1-25			RPI 26-50			RPI 51-100			RPI 101+			Team's RPI: 239			
RPI	S	Opponent	Score	RPI	S	Opponent	Score	RPI	S	Opponent	Score				
				50	A	Kansas St.	45 84	51	A	South Dakota St.	63 85	124	A	IUPUI	87 96
								51	H	South Dakota St.	65 66	124	H	IUPUI	60 68
								60	A	Iowa	81 96	139	A	Oral Roberts	55 79
								61	A	South Dakota	50 86	139	H	Oral Roberts	72 61
								61	H	South Dakota	77 102	139	N	Oral Roberts	55 68
								92	A	North Dakota	67 78	146	H	SIUE	78 74
												228	H	Southeast Mo. St.	84 89
												238	A	Omaha	66 79
												238	H	Omaha	74 55
												242	N	Bethune-Cookman	75 59
												251	H	Ill.-Chicago	70 78
												295	N	Towson	77 83
												301	A	Denver	80 69
												301	H	Denver	63 60
												315	A	IPFW	78 74
												315	H	IPFW	88 87
												316	A	Illinois St.	79 64
												325	A	North Dakota St.	94 82
												325	H	North Dakota St.	100 89
												340	A	Eastern Ill.	92 69
												344	H	Chicago St.	88 50
LAST 12 Division I GAMES:															
				139	N	Oral Roberts	55 68	124	A	IUPUI	87 96				
				51	H	South Dakota St.	65 66	315	H	IPFW	88 87				
				325	H	North Dakota St.	100 89	238	H	Omaha	74 55				
				139	A	Oral Roberts	55 79	61	H	South Dakota	77 102				
				61	A	South Dakota	50 86	51	A	South Dakota St.	63 85				
				301	A	Denver	80 69	325	A	North Dakota St.	94 82				

Non-Div I Games: Ashford 86 58 Central Methodist 108 46

Western Ill.



Average RPI Win:	174	WON-LOST	WINNING	LAST 10	STRENGTH OF	OPP. STRENGTH	TEAM	ADJ.	CONF.	ADJ CONF.
Average RPI Loss:	81	RECORD	PCT. RANK	GAMES	SCHEDULE	OF SCHEDULE	RPI	RPI	RPI	RPI
DIV. I ONLY	23- 5	22	7- 3	113	106	35	35	12	12	
DIV. I NON-CONF.	8- 2	51	0- 0	206	87	55	55	10	10	
TOTALS	RPI 1-25	RPI 26-50	W-L RECORDS	RPI 51-100	RPI 101-150	RPI 150+				
23- 5	1- 0	0- 1	OVERALL	3- 3	3- 0	16- 1				
12- 1	1- 0	0- 1	HOME	3- 0	1- 0	7- 0				
10- 4	0- 0	0- 0	AWAY	0- 3	2- 0	8- 1				
1- 0	0- 0	0- 0	NEUTRAL	0- 0	0- 0	1- 0				
8- 2	1- 0	0- 0	NON-CONFERENCE	1- 1	1- 0	5- 1				
4- 0	1- 0	0- 0	HOME	1- 0	0- 0	2- 0				
3- 2	0- 0	0- 0	AWAY	0- 1	1- 0	2- 1				
1- 0	0- 0	0- 0	NEUTRAL	0- 0	0- 0	1- 0				
15- 3	0- 0	0- 1	CONFERENCE	2- 2	2- 0	11- 0				
8- 1	0- 0	0- 1	HOME	2- 0	1- 0	5- 0				
7- 2	0- 0	0- 0	AWAY	0- 2	1- 0	6- 0				
0- 0	0- 0	0- 0	NEUTRAL	0- 0	0- 0	0- 0				

RPI 1-25				RPI 26-50				Team's RPI: 35	RPI 51-100				RPI 101+			
RPI	S	Opponent	Score	RPI	S	Opponent	Score		RPI	S	Opponent	Score	RPI	S	Opponent	Score
14	H	Louisville	71 69	30	H	UTEP	78 85		57	A	Ball St.	60 74	132	A	Marshall	80 76
									66	A	Middle Tenn.	75 83	132	H	Marshall	81 52
									66	H	Middle Tenn.	62 51	147	A	UT Arlington	73 64
									77	A	Charlotte	72 81	151	A	Old Dominion	85 74
									77	H	Charlotte	77 66	151	H	Old Dominion	68 51
									78	H	Belmont	80 65	164	A	UAB	63 49
													164	H	UAB	64 55
													168	N	George Mason	84 58
													170	A	Southern Miss.	54 53
													174	A	Fla. Atlantic	81 62
													175	A	Ole Miss	53 59
													177	H	Eastern Ky.	76 60
													184	A	Louisiana Tech	69 58
													225	H	North Texas	65 53
													227	A	Col. of Charleston	78 44
													233	H	Rice	52 49
													264	H	UTSA	72 65
													269	H	Austin Peay	88 69
													304	A	FIU	71 69
													333	A	Lipscomb	64 56
LAST 12 Division I GAMES:																
184	A	Louisiana Tech	69 58	132	A	Marshall	80 76									
170	A	Southern Miss.	54 53	30	H	UTEP	78 85									
164	H	UAB	64 55	264	H	UTSA	72 65									
66	H	Middle Tenn.	62 51	66	A	Middle Tenn.	75 83									
77	A	Charlotte	72 81	164	A	UAB	63 49									
151	A	Old Dominion	85 74	77	H	Charlotte	77 66									

Non-Div I Games: Alas. Anchorage 62 58

Western Ky.

■ Loss, 
■ Non-Conf, 
■ S Site, 
■ Home 
■ Away 
N Neutral

Average RPI Win:	246	WON-LOST	WINNING	LAST 10	STRENGTH OF	OPP. STRENGTH	TEAM	ADJ.	CONF.	ADJ CONF.
Average RPI Loss:	82	RECORD	PCT. RANK	GAMES	SCHEDULE	OF SCHEDULE	RPI	RPI	RPI	RPI
DIV. I ONLY	15- 14	160	4- 6	142	141	142	142	11	11	
DIV. I NON-CONF.	6- 4	125	0- 0	151	171	108	108	13	13	
TOTALS	RPI 1-25	RPI 26-50	W-L RECORDS	RPI 51-100	RPI 101-150	RPI 150+				
15- 14	0- 2	0- 1	OVERALL	0- 8	3- 2	12- 1				
7- 5	0- 0	0- 0	HOME	0- 3	2- 1	5- 1				
7- 7	0- 1	0- 1	AWAY	0- 4	1- 1	6- 0				
1- 2	0- 1	0- 0	NEUTRAL	0- 1	0- 0	1- 0				
6- 4	0- 2	0- 0	NON-CONFERENCE	0- 2	1- 0	5- 0				
2- 0	0- 0	0- 0	HOME	0- 0	1- 0	1- 0				
3- 2	0- 1	0- 0	AWAY	0- 1	0- 0	3- 0				
1- 2	0- 1	0- 0	NEUTRAL	0- 1	0- 0	1- 0				
9- 10	0- 0	0- 1	CONFERENCE	0- 6	2- 2	7- 1				
5- 5	0- 0	0- 0	HOME	0- 3	1- 1	4- 1				
4- 5	0- 0	0- 1	AWAY	0- 3	1- 1	3- 0				
0- 0	0- 0	0- 0	NEUTRAL	0- 0	0- 0	0- 0				

RPI 1-25			RPI 26-50			RPI 51-100			RPI 101+			Team's RPI: 142
RPI	S	Opponent	Score	RPI	S	Opponent	Score	RPI	S	Opponent	Score	
17	A	Michigan St.	40 78	43	A	Ohio	63 73	57	A	Ball St.	54 60	106 A Toledo 73 80
21	N	Mississippi St.	68 90					57	H	Ball St.	53 77	106 H Toledo 68 80
								67	N	FGCU	42 60	123 H Akron 69 65
								70	A	Central Mich.	51 53	130 A Buffalo 92 78
								70	H	Central Mich.	61 73	143 H Detroit 70 66
								87	A	Eastern Mich.	66 70	173 A Loyola Chicago 68 45
								87	H	Eastern Mich.	52 63	206 N Gardner-Webb 71 44
								99	A	Northwestern	62 86	258 A Bowling Green 65 49
												258 H Bowling Green 74 45
												259 A Northern Ill. 64 60
												259 H Northern Ill. 94 52
												259 H Northern Ill. 70 80
												282 H Miami (OH) 80 66
												305 A Bradley 72 59
												315 A IPFW 70 48
												319 A Kent St. 65 53
												319 H Kent St. 73 52
												344 H Chicago St. 65 56
LAST 12 Division I GAMES:												
259	H	Northern Ill.	94 52	123	H	Akron	69 65					
259	A	Northern Ill.	64 60	258	A	Bowling Green	65 49					
87	H	Eastern Mich.	52 63	87	A	Eastern Mich.	66 70					
70	H	Central Mich.	61 73	106	H	Toledo	68 80					
259	H	Northern Ill.	70 80	319	A	Kent St.	65 53					
57	A	Ball St.	54 60	70	A	Central Mich.	51 53					

Non-Div I Games: Ferris St. 73 41 Wis.-Parkside 56 49

Western Mich.

Loss, Non-Conf, S Site, H Home A Away N Neutral

Average RPI Win:	250	WON-LOST	WINNING	LAST 10	STRENGTH OF	OPP. STRENGTH	TEAM	ADJ.	CONF.	ADJ CONF.
Average RPI Loss:	164	RECORD	PCT. RANK	GAMES	SCHEDULE	OF SCHEDULE	RPI	RPI	RPI	RPI
DIV. I ONLY	8- 21	288	4- 6	214	220	291	291	21	21	
DIV. I NON-CONF.	3- 8	258	1- 0	157	215	257	257	17	17	
TOTALS	RPI 1-25	RPI 26-50	W-L RECORDS	RPI 51-100	RPI 101-150	RPI 150+				
8- 21	0- 0	0- 3	OVERALL	0- 6	1- 2	7- 10				
6- 9	0- 0	0- 2	HOME	0- 3	1- 0	5- 4				
2- 11	0- 0	0- 1	AWAY	0- 3	0- 2	2- 5				
0- 1	0- 0	0- 0	NEUTRAL	0- 0	0- 0	0- 1				
3- 8	0- 0	0- 3	NON-CONFERENCE	0- 0	0- 1	3- 4				
2- 4	0- 0	0- 2	HOME	0- 0	0- 0	2- 2				
1- 3	0- 0	0- 1	AWAY	0- 0	0- 1	1- 1				
0- 1	0- 0	0- 0	NEUTRAL	0- 0	0- 0	0- 1				
5- 13	0- 0	0- 0	CONFERENCE	0- 6	1- 1	4- 6				
4- 5	0- 0	0- 0	HOME	0- 3	1- 0	3- 2				
1- 8	0- 0	0- 0	AWAY	0- 3	0- 1	1- 4				
0- 0	0- 0	0- 0	NEUTRAL	0- 0	0- 0	0- 0				

RPI S	Opponent	Score	RPI S	Opponent	Score	RPI S	Opponent	Score	RPI S	Opponent	Score	Team's RPI: 291
27	H Tennessee	51 58	91	A Missouri St.	45 74	114	A Creighton	54 79				
38	A Arkansas St.	40 67	91	H Missouri St.	57 77	136	A Southern Ill.	66 80				
44	H Missouri	37 57	95	A UNI	48 69	136	H Southern Ill.	57 48				
			95	H UNI	44 55	173	A Loyola Chicago	55 60				
			98	A Drake	59 81	173	H Loyola Chicago	65 62				
			98	H Drake	56 87	179	H Eastern Wash.	62 67				
						198	N Richmond	50 63				
						218	H N.C. A&T	55 53				
						226	A Indiana St.	33 59				
						226	H Indiana St.	54 53				
						228	H Southeast Mo. St.	62 66				
						275	H Prairie View	64 36				
						279	A Tennessee Tech	48 54				
						304	A FIU	76 62				
						305	A Bradley	44 50				
						305	H Bradley	50 55				
						316	A Illinois St.	49 70				
						316	H Illinois St.	49 53				
						332	A Evansville	44 31				
						332	H Evansville	58 50				
LAST 12 Division I GAMES:												
304	A FIU	76 62	173	H Loyola Chicago	65 62							
226	H Indiana St.	54 53	305	H Bradley	50 55							
316	H Illinois St.	49 53	95	A UNI	48 69							
91	A Missouri St.	45 74	98	A Drake	59 81							
136	A Southern Ill.	66 80	91	H Missouri St.	57 77							
332	A Evansville	44 31	332	H Evansville	58 50							

Non-Div I Games:

Wichita St.

■ Loss, 
 ■ Non-Conf, 
 ■ S Site, 
 ■ H Home 
 ■ A Away 
 N Neutral

William & Mary

Through Games Of March 8, 2016

Average RPI Win:	244	WON-LOST	WINNING	LAST 10	STRENGTH OF	OPP. STRENGTH	TEAM	ADJ.	CONF.	ADJ CONF.
Average RPI Loss:	125	RECORD	PCT. RANK	GAMES	SCHEDULE	OF SCHEDULE	RPI	RPI	RPI	RPI
DIV. I ONLY	15- 14	160	3- 7	284	149	203	203	13	13	
DIV. I NON-CONF.	9- 2	37	0- 0	336	297	134	134	11	11	
TOTALS	RPI 1-25	RPI 26-50	W-L RECORDS	RPI 51-100	RPI 101-150	RPI 150+				
15- 14	0- 0	1- 1	OVERALL	0- 7	0- 0	14- 6				
9- 5	0- 0	1- 0	HOME	0- 3	0- 0	8- 2				
6- 9	0- 0	0- 0	AWAY	0- 0	0- 0	6- 2				
0- 0	0- 0	0- 0	NEUTRAL	0- 0	0- 0	0- 0				
9- 2	0- 0	0- 0	NON-CONFERENCE	0- 1	0- 0	9- 1				
5- 0	0- 0	0- 0	HOME	0- 0	0- 0	5- 0				
4- 2	0- 0	0- 0	AWAY	0- 1	0- 0	4- 1				
0- 0	0- 0	0- 0	NEUTRAL	0- 0	0- 0	0- 0				
6- 12	0- 0	1- 1	CONFERENCE	0- 6	0- 0	5- 5				
4- 5	0- 0	1- 0	HOME	0- 3	0- 0	3- 2				
2- 7	0- 0	0- 1	AWAY	0- 3	0- 0	2- 3				
0- 0	0- 0	0- 0	NEUTRAL	0- 0	0- 0	0- 0				

RPI S	Opponent	Score	RPI S	Opponent	Score	RPI S	Opponent	Score	RPI S	Opponent	Score	Team's RPI: 203
34	A James Madison	63 83	34	H James Madison	65 59	65	A Hofstra	45 75	151	H Old Dominion	75 64	
						65	H Hofstra	53 61	159	A Northeastern	68 69	
						71	A VCU	47 73	159	H Northeastern	69 62	
						80	A Drexel	53 69	162	A Delaware	63 67	
						80	H Drexel	50 67	162	H Delaware	53 69	
						89	A Elon	51 73	181	H Grambling	74 55	
						89	H Elon	64 74	198	A Richmond	50 56	
									222	A Loyola Maryland	62 61	
									227	A Col. of Charleston	66 40	
									227	H Col. of Charleston	51 55	
									256	A Clemson	58 41	
									270	A UNCW	44 59	
									270	H UNCW	77 65	
									274	H American	62 51	
									295	A Towson	73 54	
									295	H Towson	78 65	
									308	H Wofford	75 55	
									317	A Mt. St. Mary's	76 74	
									322	A Delaware St.	65 59	
									347	H Norfolk St.	67 47	
LAST 12 Division I GAMES:												
89	H Elon	64 74	65	H Hofstra	53 61							
80	A Drexel	53 69	270	A UNCW	44 59							
295	H Towson	78 65	89	A Elon	51 73							
227	A Col. of Charleston	66 40	159	H Northeastern	69 62							
34	A James Madison	63 83	227	H Col. of Charleston	51 55							
162	H Delaware	53 69	162	A Delaware	63 67							

Non-Div I Games:

William & Mary

Loss, Non-Conf, S Site, H Home A Away N Neutral

Average RPI Win:	276	WON-LOST	WINNING	LAST 10	STRENGTH OF	OPP. STRENGTH	TEAM	ADJ.	CONF.	ADJ CONF.
Average RPI Loss:	180	RECORD	PCT. RANK	GAMES	SCHEDULE	OF SCHEDULE	RPI	RPI	RPI	RPI
DIV. I ONLY	4- 25	331	1- 9	178	263	327	327	27	27	
DIV. I NON-CONF.	1- 8	320	0- 0	57	53	249	249	29	29	
TOTALS	RPI 1-25	RPI 26-50	W-L RECORDS	RPI 51-100	RPI 101-150	RPI 150+				
4- 25	0- 1	0- 3	OVERALL	0- 1	0- 5	4- 15				
4- 7	0- 0	0- 0	HOME	0- 0	0- 2	4- 5				
0- 17	0- 1	0- 2	AWAY	0- 1	0- 3	0- 10				
0- 1	0- 0	0- 1	NEUTRAL	0- 0	0- 0	0- 0				
1- 8	0- 1	0- 3	NON-CONFERENCE	0- 1	0- 1	1- 2				
1- 0	0- 0	0- 0	HOME	0- 0	0- 0	1- 0				
0- 7	0- 1	0- 2	AWAY	0- 1	0- 1	0- 2				
0- 1	0- 0	0- 1	NEUTRAL	0- 0	0- 0	0- 0				
3- 17	0- 0	0- 0	CONFERENCE	0- 0	0- 4	3- 13				
3- 7	0- 0	0- 0	HOME	0- 0	0- 2	3- 5				
0- 10	0- 0	0- 0	AWAY	0- 0	0- 2	0- 8				
0- 0	0- 0	0- 0	NEUTRAL	0- 0	0- 0	0- 0				

RPI 1-25				RPI 26-50				RPI 51-100				RPI 101+ Team's RPI: 327			
RPI	S	Opponent	Score	RPI	S	Opponent	Score	RPI	S	Opponent	Score	RPI	S	Opponent	Score
4	A	South Carolina	37 86	31	A	Oklahoma	48 78	59	A	Auburn	33 76	123	A	Akron	59 76
				43	N	Ohio	54 75					128	A	Liberty	61 77
				47	A	Duke	50 78					128	H	Liberty	42 59
												131	A	UNC Asheville	55 63
												131	H	UNC Asheville	59 67
												172	A	Radford	44 66
												172	H	Radford	38 67
												206	A	Gardner-Webb	52 70
												206	H	Gardner-Webb	81 62
												208	A	Presbyterian	44 77
												208	H	Presbyterian	48 59
												215	A	Furman	52 71
												227	A	Col. of Charleston	63 77
												252	A	High Point	60 80
												252	H	High Point	67 74
												268	A	Campbell	56 69
												268	H	Campbell	50 49
												283	A	Coastal Caro.	59 76
												283	H	Coastal Caro.	52 43
												294	A	Charleston So.	51 54
												294	H	Charleston So.	50 58
												311	A	Longwood	60 67
												311	H	Longwood	60 63
												348	H	N.C. Central	62 39
LAST 12 Division I GAMES:															
283	A	Coastal Caro.	59 76	283	H	Coastal Caro.	52 43								
128	H	Liberty	42 59	206	A	Gardner-Webb	52 70								
208	A	Presbyterian	44 77	131	H	UNC Asheville	59 67								
172	H	Radford	38 67	294	H	Charleston So.	50 58								
252	A	High Point	60 80	311	A	Longwood	60 67								
268	A	Campbell	56 69	268	H	Campbell	50 49								

Non-Div I Games:

Winthrop

■ Loss, 
 ■ Non-Conf, 
 ■ S Site, 
 ■ Home 
 ■ A Away 
 N Neutral

Average RPI Win:	141	WON-LOST	WINNING	LAST 10	STRENGTH OF	OPP. STRENGTH	TEAM	ADJ.	CONF.	ADJ CONF.
Average RPI Loss:	75	RECORD	PCT. RANK	GAMES	SCHEDULE	OF SCHEDULE	RPI	RPI	RPI	RPI
DIV. I ONLY	7- 22	297	1- 9	35	23	197	197	5	5	
DIV. I NON-CONF.	4- 6	201	0- 0	92	69	167	167	4	4	
TOTALS	RPI 1-25	RPI 26-50	W-L RECORDS	RPI 51-100	RPI 101-150	RPI 150+				
7- 22	0- 7	1- 1	OVERALL	1- 11	2- 0	3- 3				
5- 9	0- 4	1- 0	HOME	1- 4	1- 0	2- 1				
1- 12	0- 3	0- 1	AWAY	0- 6	1- 0	0- 2				
1- 1	0- 0	0- 0	NEUTRAL	0- 1	0- 0	1- 0				
4- 6	0- 2	0- 0	NON-CONFERENCE	0- 3	1- 0	3- 1				
2- 3	0- 2	0- 0	HOME	0- 1	0- 0	2- 0				
1- 3	0- 0	0- 0	AWAY	0- 2	1- 0	0- 1				
1- 0	0- 0	0- 0	NEUTRAL	0- 0	0- 0	1- 0				
3- 16	0- 5	1- 1	CONFERENCE	1- 8	1- 0	0- 2				
3- 6	0- 2	1- 0	HOME	1- 3	1- 0	0- 1				
0- 9	0- 3	0- 1	AWAY	0- 4	0- 0	0- 1				
0- 1	0- 0	0- 0	NEUTRAL	0- 1	0- 0	0- 0				

RPI	S	Opponent	Score	RPI	S	Opponent	Score	RPI	S	Opponent	Score	RPI	S	Opponent	Score	Team's RPI: 197
6	A	Ohio St.	61 87	46	A	Indiana	57 67	52	A	Rutgers	41 61	134	H	Penn St.	82 62	
8	A	Maryland	77 83	46	H	Indiana	73 69	60	H	Iowa	54 57	138	A	Wake Forest	64 51	
8	H	Maryland	65 90					64	A	Purdue	48 68	162	N	Delaware	54 52	
17	A	Michigan St.	67 77					64	H	Purdue	64 57	178	A	Illinois	65 71	
17	H	Michigan St.	54 77					76	A	Michigan	65 82	178	H	Illinois	56 76	
24	H	Green Bay	58 72					81	H	Minnesota	77 84	184	H	Louisiana Tech	79 65	
25	H	Florida	75 91					83	A	Dayton	64 87	234	A	San Diego St.	57 63	
								94	A	Nebraska	62 75	259	H	Northern Ill.	89 62	
								98	H	Drake	70 89					
								99	H	Northwestern	53 71					
								99	N	Northwestern	72 76					
								100	A	Marquette	61 77					
LAST 12 Division I GAMES:																
		99 N Northwestern	72 76			76 A Michigan	65 82									
		64 A Purdue	48 68			64 H Purdue	64 57									
		8 A Maryland	77 83			6 A Ohio St.	61 87									
		99 H Northwestern	53 71			17 H Michigan St.	54 77									
		178 H Illinois	56 76			94 A Nebraska	62 75									
		46 A Indiana	57 67			81 H Minnesota	77 84									

Non-Div I Games:

Wisconsin

■ Loss, 
■ Non-Conf, 
■ S Site, 
■ H Home 
■ A Away 
N Neutral

Wofford

Through Games Of March 8, 2016

Average RPI Win:	289	WON-LOST	WINNING	LAST 10	STRENGTH OF	OPP. STRENGTH	TEAM	ADJ.	CONF.	ADJ CONF.
Average RPI Loss:	166	RECORD	PCT. RANK	GAMES	SCHEDULE	OF SCHEDULE	RPI	RPI	RPI	RPI
DIV. I ONLY	7- 20	293	2- 8	235	283	308	308	17	17	
DIV. I NON-CONF.	4- 8	234	0- 0	248	349	284	284	15	15	
TOTALS	RPI 1-25	RPI 26-50	W-L RECORDS	RPI 51-100	RPI 101-150	RPI 150+				
7- 20	0- 0	0- 2	OVERALL	0- 1	0- 7	7- 10				
6- 6	0- 0	0- 1	HOME	0- 0	0- 3	6- 2				
1- 13	0- 0	0- 1	AWAY	0- 1	0- 3	1- 8				
0- 1	0- 0	0- 0	NEUTRAL	0- 0	0- 1	0- 0				
4- 8	0- 0	0- 0	NON-CONFERENCE	0- 1	0- 2	4- 5				
4- 1	0- 0	0- 0	HOME	0- 0	0- 1	4- 0				
0- 7	0- 0	0- 0	AWAY	0- 1	0- 1	0- 5				
0- 0	0- 0	0- 0	NEUTRAL	0- 0	0- 0	0- 0				
3- 12	0- 0	0- 2	CONFERENCE	0- 0	0- 5	3- 5				
2- 5	0- 0	0- 1	HOME	0- 0	0- 2	2- 2				
1- 6	0- 0	0- 1	AWAY	0- 0	0- 2	1- 3				
0- 1	0- 0	0- 0	NEUTRAL	0- 0	0- 1	0- 0				

RPI 1-25			RPI 26-50			RPI 51-100			RPI 101+			Team's RPI: 308
RPI	S	Opponent	Score	RPI	S	Opponent	Score	RPI	S	Opponent	Score	
				40	A	Chattanooga	48 65	81	A	Minnesota	54 98	
				40	H	Chattanooga	40 53					

Non-Div I Games: Montreat 83 48 Bluefield Col. 69 58

Wofford

Loss, Non-Conf, S Site, H Home A Away N Neutral

Average RPI Win:	219	WON-LOST	WINNING	LAST 10	STRENGTH OF	OPP. STRENGTH	TEAM	ADJ.	CONF.	ADJ CONF.
Average RPI Loss:	82	RECORD	PCT. RANK	GAMES	SCHEDULE	OF SCHEDULE	RPI	RPI	RPI	RPI
DIV. I ONLY	20- 9	70	7- 3	181	125	103	103	14	14	
DIV. I NON-CONF.	8- 3	77	0- 0	282	76	135	135	16	16	
TOTALS	RPI 1-25	RPI 26-50	W-L RECORDS	RPI 51-100	RPI 101-150	RPI 150+				
20- 9	1- 2	0- 2	OVERALL	0- 1	4- 4	15- 0				
10- 4	0- 1	0- 1	HOME	0- 0	2- 2	8- 0				
8- 4	0- 1	0- 1	AWAY	0- 0	2- 2	6- 0				
2- 1	1- 0	0- 0	NEUTRAL	0- 1	0- 0	1- 0				
8- 3	1- 0	0- 2	NON-CONFERENCE	0- 1	0- 0	7- 0				
4- 1	0- 0	0- 1	HOME	0- 0	0- 0	4- 0				
2- 1	0- 0	0- 1	AWAY	0- 0	0- 0	2- 0				
2- 1	1- 0	0- 0	NEUTRAL	0- 1	0- 0	1- 0				
12- 6	0- 2	0- 0	CONFERENCE	0- 0	4- 4	8- 0				
6- 3	0- 1	0- 0	HOME	0- 0	2- 2	4- 0				
6- 3	0- 1	0- 0	AWAY	0- 0	2- 2	4- 0				
0- 0	0- 0	0- 0	NEUTRAL	0- 0	0- 0	0- 0				

RPI 1-25				RPI 26-50				RPI 51-100				RPI 101+ Team's RPI: 103			
RPI	S	Opponent	Score	RPI	S	Opponent	Score	RPI	S	Opponent	Score	RPI	S	Opponent	Score
22	N	George Washington	77 71	26	A	Miami (FL)	67 80	60	N	Iowa	77 83	125	A	Youngstown St.	69 72
24	A	Green Bay	55 70	37	H	Georgia	57 63					125	H	Youngstown St.	77 66
24	H	Green Bay	58 63									143	A	Detroit	89 71
												143	H	Detroit	93 95
												148	A	Milwaukee	57 68
												148	H	Milwaukee	60 82
												149	A	Northern Ky.	76 65
												149	H	Northern Ky.	66 61
												177	A	Eastern Ky.	71 69
												180	H	Butler	66 53
												205	A	Oakland	77 72
												205	H	Oakland	79 63
												243	A	Valparaiso	65 54
												243	H	Valparaiso	80 63
												251	A	Ill.-Chicago	80 72
												251	H	Ill.-Chicago	73 62
												260	A	Cleveland St.	93 65
												260	H	Cleveland St.	81 64
												269	H	Austin Peay	77 56
												285	N	Houston	75 61
												318	H	Southeastern La.	106 72
												319	A	Kent St.	73 68
												333	H	Lipscomb	92 65
LAST 12 Division I GAMES:															
125	H	Youngstown St.	77 66	149	A	Northern Ky.	76 65								
260	H	Cleveland St.	81 64	251	A	Ill.-Chicago	80 72								
148	A	Milwaukee	57 68	243	A	Valparaiso	65 54								
24	A	Green Bay	55 70	260	A	Cleveland St.	93 65								
143	H	Detroit	93 95	125	A	Youngstown St.	69 72								
205	H	Oakland	79 63	24	H	Green Bay	58 63								

Non-Div I Games: Mt. St. Joseph 117 26 Cincinnati Christia107 44

Wright St.

Loss, Non-Conf, S Site, H Home A Away N Neutral



Average RPI Loss: 164

Average RPI Win: 245		WON-LOST	WINNING	LAST 10	STRENGTH OF	OPP. STRENGTH	TEAM	ADJ.	CONF.	ADJ CONF.
Average RPI Loss: 164		RECORD	PCT. RANK	GAMES	SCHEDULE	OF SCHEDULE	RPI	RPI	RPI	RPI
DIV. I ONLY		12- 16	216	3- 7	264	227	255	255	19	19
DIV. I NON-CONF.		6- 3	99	0- 0	219	282	130	130	20	20
-----		-----								
TOTALS	RPI 1-25	RPI 26-50		W-L RECORDS	RPI 51-100		RPI 101-150		RPI 150+	
12- 16	0- 0	0- 2		OVERALL	0- 1		1- 4		11- 9	
9- 5	0- 0	0- 1		HOME	0- 1		1- 1		8- 2	
3- 10	0- 0	0- 1		AWAY	0- 0		0- 3		3- 6	
0- 1	0- 0	0- 0		NEUTRAL	0- 0		0- 0		0- 1	
6- 3	0- 0	0- 0		NON-CONFERENCE	0- 1		1- 2		5- 0	
4- 1	0- 0	0- 0		HOME	0- 1		1- 0		3- 0	
2- 2	0- 0	0- 0		AWAY	0- 0		0- 2		2- 0	
0- 0	0- 0	0- 0		NEUTRAL	0- 0		0- 0		0- 0	
6- 13	0- 0	0- 2		CONFERENCE	0- 0		0- 2		6- 9	
5- 4	0- 0	0- 1		HOME	0- 0		0- 1		5- 2	
1- 8	0- 0	0- 1		AWAY	0- 0		0- 1		1- 6	
0- 1	0- 0	0- 0		NEUTRAL	0- 0		0- 0		0- 1	

[illegible]

Wyoming

■ Loss, ■ Non-Conf, S Site, H Home A Away N Neutral

Average RPI Win:	219	WON-LOST	WINNING	LAST 10	STRENGTH OF	OPP. STRENGTH	TEAM	ADJ.	CONF.	ADJ CONF.
Average RPI Loss:	71	RECORD	PCT. RANK	GAMES	SCHEDULE	OF SCHEDULE	RPI	RPI	RPI	RPI
DIV. I ONLY	17- 13	137	3- 7	229	80	169	169	6	6	
DIV. I NON-CONF.	9- 2	37	0- 0	335	264	183	183	6	6	
TOTALS	RPI 1-25	RPI 26-50	W-L RECORDS	RPI 51-100	RPI 101-150	RPI 150+				
17- 13	0- 0	0- 6	OVERALL	2- 4	2- 2	13- 1				
15- 4	0- 0	0- 3	HOME	2- 1	2- 0	11- 0				
2- 8	0- 0	0- 0	AWAY	0- 0	0- 0	2- 0				
0- 1	0- 0	0- 0	NEUTRAL	0- 0	0- 0	0- 1				
9- 2	0- 0	0- 0	NON-CONFERENCE	0- 2	0- 0	9- 0				
9- 1	0- 0	0- 0	HOME	0- 1	0- 0	9- 0				
0- 1	0- 0	0- 0	AWAY	0- 1	0- 0	0- 0				
0- 0	0- 0	0- 0	NEUTRAL	0- 0	0- 0	0- 0				
8- 11	0- 0	0- 6	CONFERENCE	2- 2	2- 2	4- 1				
6- 3	0- 0	0- 3	HOME	2- 0	2- 0	2- 0				
2- 7	0- 0	0- 3	AWAY	0- 2	0- 2	2- 0				
0- 1	0- 0	0- 0	NEUTRAL	0- 0	0- 0	0- 1				

RPI S	Opponent	Score	RPI S	Opponent	Score	RPI S	Opponent	Score	RPI S	Opponent	Score	Team's RPI: 169
29	A DePaul	52 82	29	H DePaul	53 70	56	A Villanova	55 58	102	A Georgetown	51 63	
41	A Seton Hall	66 82	41	H Seton Hall	67 72	66	H Villanova	74 67	102	H Georgetown	59 54	
42	A St. John's (NY)	41 57	42	H St. John's (NY)	56 69	66	H Middle Tenn.	53 62	114	A Creighton	47 74	
42	H St. John's (NY)	56 69				76	A Michigan	54 92	114	H Creighton	57 55	
						100	A Marquette	69 74	172	H Radford	63 56	
						100	H Marquette	71 66	180	A Butler	73 63	
									180	H Butler	55 47	
									180	N Butler	47 48	
									219	H Binghamton	64 55	
									240	H Cincinnati	65 56	
									266	A Providence	62 54	
									266	H Providence	72 47	
									279	H Tennessee Tech	64 47	
									281	H UMES	61 56	
									286	H Kennesaw St.	62 59	
									318	H Southeastern La.	67 27	
									328	H Howard	70 47	
									332	H Evansville	65 57	
LAST 12 Division I GAMES:												
180	N Butler	47 48	29	A DePaul	52 82							
102	A Georgetown	51 63	114	H Creighton	57 55							
56	A Villanova	55 58	266	H Providence	72 47							
41	H Seton Hall	67 72	180	H Butler	55 47							
42	H St. John's (NY)	56 69	42	A St. John's (NY)	41 57							
100	A Marquette	69 74	41	A Seton Hall	66 82							

Non-Div I Games:

Xavier

■ Loss, 
 ■ Non-Conf, 
 S Site, 
 ■ Home 
 ■ Away 
 N Neutral

Average RPI Win:	232	WON-LOST	WINNING	LAST 10	STRENGTH OF	OPP. STRENGTH	TEAM	ADJ.	CONF.	ADJ CONF.
Average RPI Loss:	90	RECORD	PCT. RANK	GAMES	SCHEDULE	OF SCHEDULE	RPI	RPI	RPI	RPI
DIV. I ONLY	13- 17	212	3- 7	74	156	157	157	10	10	
DIV. I NON-CONF.	8- 8	160	0- 0	104	202	148	148	12	12	
TOTALS	RPI 1-25	RPI 26-50	W-L RECORDS	RPI 51-100	RPI 101-150	RPI 150+				
13- 17	0- 1	0- 7	OVERALL	0- 4	1- 1	12- 4				
9- 5	0- 0	0- 2	HOME	0- 2	0- 0	9- 1				
2- 11	0- 0	0- 5	AWAY	0- 2	0- 1	2- 3				
2- 1	0- 1	0- 0	NEUTRAL	0- 0	1- 0	1- 0				
8- 8	0- 1	0- 3	NON-CONFERENCE	0- 2	1- 1	7- 1				
6- 1	0- 0	0- 0	HOME	0- 1	0- 0	6- 0				
0- 6	0- 0	0- 3	AWAY	0- 1	0- 1	0- 1				
2- 1	0- 1	0- 0	NEUTRAL	0- 0	1- 0	1- 0				
5- 9	0- 0	0- 4	CONFERENCE	0- 2	0- 0	5- 3				
3- 4	0- 0	0- 2	HOME	0- 1	0- 0	3- 1				
2- 5	0- 0	0- 2	AWAY	0- 1	0- 0	2- 2				
0- 0	0- 0	0- 0	NEUTRAL	0- 0	0- 0	0- 0				

RPI 1-25			RPI 26-50			RPI 51-100			RPI 101+ Team's RPI: 157		
RPI	S	Opponent	Score	RPI	S	Opponent	Score	RPI	S	Opponent	Score
22	N	West Virginia	60 70	28	A	Penn	49 68	69	H	Army West Point	61 65
				28	H	Penn	59 77	83	A	Dayton	75 81
				39	A	Princeton	50 65	93	A	Harvard	63 65
				39	H	Princeton	81 94	93	H	Harvard	69 72
				42	A	St. John's (NY)	56 69				
				46	A	Indiana	60 76				
				48	A	Albany (NY)	70 74				
LAST 12 Division I GAMES:											
249	H	Columbia	67 49	93	H	Harvard	69 72	101	N	Iona	63 48
171	H	Cornell	56 38	214	H	Dartmouth	63 68	118	A	Boston College	60 73
214	A	Dartmouth	65 62	171	A	Cornell	63 74	153	A	North Carolina	63 70
93	A	Harvard	63 65	249	A	Columbia	71 77	156	H	Stony Brook	62 57
28	H	Penn	59 77	39	A	Princeton	50 65	171	H	Cornell	63 74
39	H	Princeton	81 94	28	A	Penn	49 68	171	H	Cornell	56 38
								207	A	Brown	48 39
								207	H	Brown	81 54
								214	A	Dartmouth	65 62
								214	H	Dartmouth	63 68
								232	H	New Hampshire	63 46
								249	A	Columbia	71 77
								249	H	Columbia	67 49
								250	H	Manhattan	62 36
								254	H	Holy Cross	69 59
								314	N	Fairleigh Dickinson	77 58
								316	H	Illinois St.	60 47
								345	H	Wagner	78 60

Non-Div I Games: Albertus Magnus 67 34

Yale

■ Loss, 
■ Non-Conf, 
■ S Site, 
■ H Home 
■ A Away 
N Neutral

Average RPI Win:	204	WON-LOST	WINNING	LAST 10	STRENGTH OF	OPP. STRENGTH	TEAM	ADJ.	CONF.	ADJ CONF.
Average RPI Loss:	147	RECORD	PCT. RANK	GAMES	SCHEDULE	OF SCHEDULE	RPI	RPI	RPI	RPI
DIV. I ONLY	16- 11	121	4- 6	149	185	125	125	14	14	
DIV. I NON-CONF.	7- 2	57	0- 0	236	286	95	95	16	16	
TOTALS	RPI 1-25	RPI 26-50	W-L RECORDS	RPI 51-100	RPI 101-150	RPI 150+				
16- 11	0- 2	0- 0	OVERALL	1- 0	4- 6	11- 3				
10- 4	0- 1	0- 0	HOME	0- 0	2- 2	8- 1				
6- 7	0- 1	0- 0	AWAY	1- 0	2- 4	3- 2				
0- 0	0- 0	0- 0	NEUTRAL	0- 0	0- 0	0- 0				
7- 2	0- 0	0- 0	NON-CONFERENCE	1- 0	0- 2	6- 0				
5- 0	0- 0	0- 0	HOME	0- 0	0- 0	5- 0				
2- 2	0- 0	0- 0	AWAY	1- 0	0- 2	1- 0				
0- 0	0- 0	0- 0	NEUTRAL	0- 0	0- 0	0- 0				
9- 9	0- 2	0- 0	CONFERENCE	0- 0	4- 4	5- 3				
5- 4	0- 1	0- 0	HOME	0- 0	2- 2	3- 1				
4- 5	0- 1	0- 0	AWAY	0- 0	2- 2	2- 2				
0- 0	0- 0	0- 0	NEUTRAL	0- 0	0- 0	0- 0				

RPI 1-25				RPI 26-50				RPI 51-100				RPI 101+ Team's RPI: 125			
RPI	S	Opponent	Score	RPI	S	Opponent	Score	RPI	S	Opponent	Score	RPI	S	Opponent	Score
24	A	Green Bay	35 69					90	A	Bucknell	55 47	103	A	Wright St.	66 77
24	H	Green Bay	60 68									103	H	Wright St.	72 69
												123	A	Akron	49 74
												134	A	Penn St.	51 68
												143	A	Detroit	72 70
												143	H	Detroit	68 69
												148	A	Milwaukee	70 62
												148	H	Milwaukee	69 67
												149	A	Northern Ky.	59 70
												149	H	Northern Ky.	77 88
												172	H	Radford	54 53
												205	A	Oakland	96 77
												205	H	Oakland	67 63
												209	H	Robert Morris	55 46
												223	H	Canisius	53 51
												243	A	Valparaiso	60 65
												243	H	Valparaiso	87 66
												251	A	Ill.-Chicago	69 64
												251	H	Ill.-Chicago	62 41
												257	H	Tennessee St.	69 58
												260	A	Cleveland St.	68 75
												260	H	Cleveland St.	43 53
												290	A	Niagara	71 54
												319	H	Kent St.	91 61
LAST 12 Division I GAMES:															
103	A	Wright St.	66 77	24	A	Green Bay	35 69								
149	A	Northern Ky.	59 70	143	H	Detroit	68 69								
251	H	Ill.-Chicago	62 41	205	H	Oakland	67 63								
243	H	Valparaiso	87 66	149	H	Northern Ky.	77 88								
260	H	Cleveland St.	43 53	103	H	Wright St.	72 69								
148	A	Milwaukee	70 62	243	A	Valparaiso	60 65								

Non-Div I Games: Lake Erie 89 61 Salem Int'l 80 40

Youngstown St.

Loss, Non-Conf, S Site, H Home A Away N Neutral