

|                   |          |           |                |            |             |               |      |      |       |           |
|-------------------|----------|-----------|----------------|------------|-------------|---------------|------|------|-------|-----------|
| Average RPI Win:  | 288      | WON-LOST  | WINNING        | LAST 10    | STRENGTH OF | OPP. STRENGTH | TEAM | ADJ. | CONF. | ADJ CONF. |
| Average RPI Loss: | 188      | RECORD    | PCT. RANK      | GAMES      | SCHEDULE    | OF SCHEDULE   | RPI  | RPI  | RPI   | RPI       |
| DIV. I ONLY       | 8- 19    | 283       | 3- 7           | 278        | 310         | 313           | 313  | 26   | 26    |           |
| DIV. I NON-CONF.  | 2- 7     | 280       | 0- 0           | 218        | 323         | 320           | 320  | 26   | 26    |           |
| TOTALS            | RPI 1-25 | RPI 26-50 | W-L RECORDS    | RPI 51-100 | RPI 101-150 | RPI 150+      |      |      |       |           |
| 8- 19             | 0- 0     | 0- 0      | OVERALL        | 0- 3       | 0- 4        | 8- 12         |      |      |       |           |
| 6- 9              | 0- 0     | 0- 0      | HOME           | 0- 2       | 0- 1        | 6- 6          |      |      |       |           |
| 2- 9              | 0- 0     | 0- 0      | AWAY           | 0- 1       | 0- 2        | 2- 6          |      |      |       |           |
| 0- 1              | 0- 0     | 0- 0      | NEUTRAL        | 0- 0       | 0- 1        | 0- 0          |      |      |       |           |
| 2- 7              | 0- 0     | 0- 0      | NON-CONFERENCE | 0- 0       | 0- 2        | 2- 5          |      |      |       |           |
| 2- 4              | 0- 0     | 0- 0      | HOME           | 0- 0       | 0- 1        | 2- 3          |      |      |       |           |
| 0- 2              | 0- 0     | 0- 0      | AWAY           | 0- 0       | 0- 0        | 0- 2          |      |      |       |           |
| 0- 1              | 0- 0     | 0- 0      | NEUTRAL        | 0- 0       | 0- 1        | 0- 0          |      |      |       |           |
| 6- 12             | 0- 0     | 0- 0      | CONFERENCE     | 0- 3       | 0- 2        | 6- 7          |      |      |       |           |
| 4- 5              | 0- 0     | 0- 0      | HOME           | 0- 2       | 0- 0        | 4- 3          |      |      |       |           |
| 2- 7              | 0- 0     | 0- 0      | AWAY           | 0- 1       | 0- 2        | 2- 4          |      |      |       |           |
| 0- 0              | 0- 0     | 0- 0      | NEUTRAL        | 0- 0       | 0- 0        | 0- 0          |      |      |       |           |

| RPI 1-25                  |   |          | RPI 26-50 |     |   | RPI 51-100        |       |     | RPI 101+ Team's RPI: 313 |                   |                    |                 |       |
|---------------------------|---|----------|-----------|-----|---|-------------------|-------|-----|--------------------------|-------------------|--------------------|-----------------|-------|
| RPI                       | S | Opponent | Score     | RPI | S | Opponent          | Score | RPI | S                        | Opponent          | Score              |                 |       |
|                           |   |          |           |     |   |                   |       | 76  | A                        | Abilene Christian | 52 63              |                 |       |
|                           |   |          |           |     |   |                   |       | 76  | H                        | Abilene Christian | 65 71              |                 |       |
|                           |   |          |           |     |   |                   |       | 98  | H                        | Central Ark.      | 55 66              |                 |       |
|                           |   |          |           |     |   |                   |       |     |                          | 108               | N New Mexico St.   | 51 70           |       |
|                           |   |          |           |     |   |                   |       |     |                          | 116               | A Northwestern St. | 43 60           |       |
|                           |   |          |           |     |   |                   |       |     |                          | 144               | A McNeese St.      | 51 72           |       |
|                           |   |          |           |     |   |                   |       |     |                          | 149               | H East Carolina    | 46 82           |       |
|                           |   |          |           |     |   |                   |       |     |                          | 161               | A Fordham          | 49 67           |       |
|                           |   |          |           |     |   |                   |       |     |                          | 188               | H Cal Poly         | 45 56           |       |
|                           |   |          |           |     |   |                   |       |     |                          | 191               | H UTRGV            | 49 46           |       |
|                           |   |          |           |     |   |                   |       |     |                          | 199               | A SFA              | 59 72           |       |
|                           |   |          |           |     |   |                   |       |     |                          | 199               | H SFA              | 66 71           |       |
|                           |   |          |           |     |   |                   |       |     |                          | 207               | H UNLV             | 51 65           |       |
|                           |   |          |           |     |   |                   |       |     |                          | 233               | H Rice             | 60 55           |       |
|                           |   |          |           |     |   |                   |       |     |                          | 234               | A Texas Southern   | 43 51           |       |
|                           |   |          |           |     |   |                   |       |     |                          | 237               | A Sam Houston St.  | 57 75           |       |
|                           |   |          |           |     |   |                   |       |     |                          | 237               | H Sam Houston St.  | 81 71           |       |
|                           |   |          |           |     |   |                   |       |     |                          | 248               | A Houston Baptist  | 51 55           |       |
|                           |   |          |           |     |   |                   |       |     |                          | 248               | H Houston Baptist  | 59 73           |       |
|                           |   |          |           |     |   |                   |       |     |                          | 285               | H Houston          | 73 76           |       |
|                           |   |          |           |     |   |                   |       |     |                          | 287               | A Lamar            | 70 75           |       |
|                           |   |          |           |     |   |                   |       |     |                          | 304               | H Nicholls St.     | 62 64           |       |
|                           |   |          |           |     |   |                   |       |     |                          | 319               | H Southeastern La. | 69 67           |       |
|                           |   |          |           |     |   |                   |       |     |                          | 330               | A Incarnate Word   | 57 56           |       |
|                           |   |          |           |     |   |                   |       |     |                          | 330               | H Incarnate Word   | 69 55           |       |
|                           |   |          |           |     |   |                   |       |     |                          | 331               | A New Orleans      | 75 64           |       |
|                           |   |          |           |     |   |                   |       |     |                          | 331               | H New Orleans      | 73 59           |       |
| LAST 12 Division I GAMES: |   |          |           |     |   |                   |       |     |                          |                   |                    |                 |       |
|                           |   |          |           | 76  | A | Abilene Christian | 52 63 |     |                          | 331               | A                  | New Orleans     | 75 64 |
|                           |   |          |           | 248 | A | Houston Baptist   | 51 55 |     |                          | 237               | H                  | Sam Houston St. | 81 71 |
|                           |   |          |           | 237 | A | Sam Houston St.   | 57 75 |     |                          | 248               | H                  | Houston Baptist | 59 73 |
|                           |   |          |           | 330 | H | Incarnate Word    | 69 55 |     |                          | 199               | H                  | SFA             | 66 71 |
|                           |   |          |           | 76  | H | Abilene Christian | 65 71 |     |                          | 330               | A                  | Incarnate Word  | 57 56 |
|                           |   |          |           | 199 | A | SFA               | 59 72 |     |                          | 331               | H                  | New Orleans     | 73 59 |

Non-Div I Games: Western N.M. 57 42 Angelo St. 80 85

A&M-Corpus Christi

Loss, Non-Conf, S Site, H Home A Away N Neutral

|                              |          |           |                |             |               |          |      |       |           |
|------------------------------|----------|-----------|----------------|-------------|---------------|----------|------|-------|-----------|
| Average RPI Win: <b>239</b>  | WON-LOST | WINNING   | LAST 10        | STRENGTH OF | OPP. STRENGTH | TEAM     | ADJ. | CONF. | ADJ CONF. |
| Average RPI Loss: <b>158</b> | RECORD   | PCT. RANK | GAMES          | SCHEDULE    | OF SCHEDULE   | RPI      | RPI  | RPI   | RPI       |
| DIV. I ONLY                  | 22- 3    | 9         | 9- 1           | 315         | 247           | 76       | 76   | 26    | 26        |
| DIV. I NON-CONF.             | 5- 2     | 86        | 0- 0           | 97          | 117           | 41       | 41   | 26    | 26        |
| TOTALS                       | RPI 1-25 | RPI 26-50 | W-L RECORDS    | RPI 51-100  | RPI 101-150   | RPI 150+ |      |       |           |
| 22- 3                        | 0- 0     | 0- 1      | OVERALL        | 2- 0        | 3- 1          | 17- 1    |      |       |           |
| 10- 0                        | 0- 0     | 0- 0      | HOME           | 0- 0        | 2- 0          | 8- 0     |      |       |           |
| 10- 3                        | 0- 0     | 0- 1      | AWAY           | 1- 0        | 1- 1          | 8- 1     |      |       |           |
| 2- 0                         | 0- 0     | 0- 0      | NEUTRAL        | 1- 0        | 0- 0          | 1- 0     |      |       |           |
| 5- 2                         | 0- 0     | 0- 1      | NON-CONFERENCE | 1- 0        | 1- 1          | 3- 0     |      |       |           |
| 1- 0                         | 0- 0     | 0- 0      | HOME           | 0- 0        | 0- 0          | 1- 0     |      |       |           |
| 2- 2                         | 0- 0     | 0- 1      | AWAY           | 0- 0        | 1- 1          | 1- 0     |      |       |           |
| 2- 0                         | 0- 0     | 0- 0      | NEUTRAL        | 1- 0        | 0- 0          | 1- 0     |      |       |           |
| 17- 1                        | 0- 0     | 0- 0      | CONFERENCE     | 1- 0        | 2- 0          | 14- 1    |      |       |           |
| 9- 0                         | 0- 0     | 0- 0      | HOME           | 0- 0        | 2- 0          | 7- 0     |      |       |           |
| 8- 1                         | 0- 0     | 0- 0      | AWAY           | 1- 0        | 0- 0          | 7- 1     |      |       |           |
| 0- 0                         | 0- 0     | 0- 0      | NEUTRAL        | 0- 0        | 0- 0          | 0- 0     |      |       |           |

| RPI 1-25                              | RPI 26-50                           | RPI 51-100                      | Team's RPI: 76 | RPI 101+                              |
|---------------------------------------|-------------------------------------|---------------------------------|----------------|---------------------------------------|
| RPI S Opponent Score                  | RPI S Opponent Score                | RPI S Opponent Score            |                | RPI S Opponent Score                  |
|                                       | 49 <b>A</b> Kansas St. 45 <b>76</b> | 88 <b>N</b> Eastern Mich. 83 59 |                | 116 <b>H</b> Northwestern St. 67 46   |
|                                       |                                     | 98 <b>A</b> Central Ark. 61 49  |                | 135 <b>A</b> Idaho 71 59              |
|                                       |                                     |                                 |                | 138 <b>A</b> Texas Tech 65 <b>71</b>  |
|                                       |                                     |                                 |                | 144 <b>H</b> McNeese St. 79 62        |
|                                       |                                     |                                 |                | 178 <b>A</b> Eastern Wash. 72 60      |
|                                       |                                     |                                 |                | 199 <b>A</b> SFA 85 70                |
|                                       |                                     |                                 |                | 229 <b>N</b> Grand Canyon 75 71       |
|                                       |                                     |                                 |                | 237 <b>A</b> Sam Houston St. 87 76    |
|                                       |                                     |                                 |                | 237 <b>H</b> Sam Houston St. 67 55    |
|                                       |                                     |                                 |                | 248 <b>A</b> Houston Baptist 76 55    |
|                                       |                                     |                                 |                | 248 <b>H</b> Houston Baptist 77 60    |
|                                       |                                     |                                 |                | 249 <b>H</b> UTSA 79 60               |
|                                       |                                     |                                 |                | 287 <b>A</b> Lamar 54 <b>63</b>       |
|                                       |                                     |                                 |                | 287 <b>H</b> Lamar 90 62              |
|                                       |                                     |                                 |                | 304 <b>A</b> Nicholls St. 71 68       |
|                                       |                                     |                                 |                | 313 <b>A</b> A&M-Corpus Christi 71 65 |
|                                       |                                     |                                 |                | 313 <b>H</b> A&M-Corpus Christi 63 52 |
|                                       |                                     |                                 |                | 319 <b>A</b> Southeastern La. 88 72   |
|                                       |                                     |                                 |                | 319 <b>H</b> Southeastern La. 72 70   |
|                                       |                                     |                                 |                | 330 <b>A</b> Incarnate Word 86 71     |
|                                       |                                     |                                 |                | 330 <b>H</b> Incarnate Word 66 58     |
|                                       |                                     |                                 |                | 331 <b>H</b> New Orleans 80 70        |
| LAST 12 Division I GAMES:             |                                     |                                 |                |                                       |
| 313 <b>H</b> A&M-Corpus Christi 63 52 | 237 <b>H</b> Sam Houston St. 67 55  |                                 |                |                                       |
| 330 <b>H</b> Incarnate Word 66 58     | 319 <b>A</b> Southeastern La. 88 72 |                                 |                |                                       |
| 331 <b>H</b> New Orleans 80 70        | 287 <b>A</b> Lamar 54 <b>63</b>     |                                 |                |                                       |
| 248 <b>A</b> Houston Baptist 76 55    | 287 <b>H</b> Lamar 90 62            |                                 |                |                                       |
| 319 <b>H</b> Southeastern La. 72 70   | 248 <b>H</b> Houston Baptist 77 60  |                                 |                |                                       |
| 313 <b>A</b> A&M-Corpus Christi 71 65 | 330 <b>A</b> Incarnate Word 86 71   |                                 |                |                                       |

Non-Div I Games: Southwest (NM) 91 39 Schreiner 79 51 Wayland Baptist 96 71 Missouri Valley 96 35

Abilene Christian

**Loss**, **Non-Conf**, **S Site**, **H Home** **A Away** **N Neutral**

|                   |          |           |                |            |             |               |      |      |       |           |
|-------------------|----------|-----------|----------------|------------|-------------|---------------|------|------|-------|-----------|
| Average RPI Win:  | 325      | WON-LOST  | WINNING        | LAST 10    | STRENGTH OF | OPP. STRENGTH | TEAM | ADJ. | CONF. | ADJ CONF. |
| Average RPI Loss: | 183      | RECORD    | PCT. RANK      | GAMES      | SCHEDULE    | OF SCHEDULE   | RPI  | RPI  | RPI   | RPI       |
| DIV. I ONLY       | 1- 29    | 349       | 1- 9           | 206        | 224         | 341           | 341  | 20   | 20    |           |
| DIV. I NON-CONF.  | 0- 11    | 338       | 0- 0           | 235        | 200         | 340           | 340  | 20   | 20    |           |
| TOTALS            | RPI 1-25 | RPI 26-50 | W-L RECORDS    | RPI 51-100 | RPI 101-150 | RPI 150+      |      |      |       |           |
| 1- 29             | 0- 0     | 0- 2      | OVERALL        | 0- 3       | 0- 4        | 1- 20         |      |      |       |           |
| 1- 11             | 0- 0     | 0- 1      | HOME           | 0- 1       | 0- 1        | 1- 8          |      |      |       |           |
| 0- 17             | 0- 0     | 0- 1      | AWAY           | 0- 2       | 0- 3        | 0- 11         |      |      |       |           |
| 0- 1              | 0- 0     | 0- 0      | NEUTRAL        | 0- 0       | 0- 0        | 0- 1          |      |      |       |           |
| 0- 11             | 0- 0     | 0- 0      | NON-CONFERENCE | 0- 3       | 0- 1        | 0- 7          |      |      |       |           |
| 0- 3              | 0- 0     | 0- 0      | HOME           | 0- 1       | 0- 0        | 0- 2          |      |      |       |           |
| 0- 8              | 0- 0     | 0- 0      | AWAY           | 0- 2       | 0- 1        | 0- 5          |      |      |       |           |
| 0- 0              | 0- 0     | 0- 0      | NEUTRAL        | 0- 0       | 0- 0        | 0- 0          |      |      |       |           |
| 1- 18             | 0- 0     | 0- 2      | CONFERENCE     | 0- 0       | 0- 3        | 1- 13         |      |      |       |           |
| 1- 8              | 0- 0     | 0- 1      | HOME           | 0- 0       | 0- 1        | 1- 6          |      |      |       |           |
| 0- 9              | 0- 0     | 0- 1      | AWAY           | 0- 0       | 0- 2        | 0- 6          |      |      |       |           |
| 0- 1              | 0- 0     | 0- 0      | NEUTRAL        | 0- 0       | 0- 0        | 0- 1          |      |      |       |           |

| RPI S                     | Opponent       | Score | RPI S | Opponent        | Score | RPI S | Opponent        | Score | RPI S | Opponent        | Score | Team's RPI: 341 |
|---------------------------|----------------|-------|-------|-----------------|-------|-------|-----------------|-------|-------|-----------------|-------|-----------------|
| 44                        | A Colorado St. | 47 71 | 44    | H Colorado St.  | 48 81 | 62    | A Santa Clara   | 34 68 | 113   | A Gonzaga       | 35 88 |                 |
|                           |                |       |       |                 |       | 74    | A Vanderbilt    | 29 86 | 117   | A Fresno St.    | 46 70 |                 |
|                           |                |       |       |                 |       | 88    | H Eastern Mich. | 59 72 | 117   | H Fresno St.    | 48 63 |                 |
|                           |                |       |       |                 |       |       |                 |       | 145   | A Boise St.     | 48 61 |                 |
|                           |                |       |       |                 |       |       |                 |       | 169   | A George Mason  | 52 69 |                 |
|                           |                |       |       |                 |       |       |                 |       | 172   | A New Mexico    | 36 58 |                 |
|                           |                |       |       |                 |       |       |                 |       | 172   | H New Mexico    | 33 63 |                 |
|                           |                |       |       |                 |       |       |                 |       | 178   | A Eastern Wash. | 44 65 |                 |
|                           |                |       |       |                 |       |       |                 |       | 187   | A UC Davis      | 40 66 |                 |
|                           |                |       |       |                 |       |       |                 |       | 189   | A San Jose St.  | 60 81 |                 |
|                           |                |       |       |                 |       |       |                 |       | 189   | H San Jose St.  | 49 72 |                 |
|                           |                |       |       |                 |       |       |                 |       | 207   | A UNLV          | 51 62 |                 |
|                           |                |       |       |                 |       |       |                 |       | 207   | H UNLV          | 56 60 |                 |
|                           |                |       |       |                 |       |       |                 |       | 207   | N UNLV          | 42 55 |                 |
|                           |                |       |       |                 |       |       |                 |       | 223   | A Utah St.      | 40 64 |                 |
|                           |                |       |       |                 |       |       |                 |       | 223   | H Utah St.      | 53 66 |                 |
|                           |                |       |       |                 |       |       |                 |       | 229   | H Grand Canyon  | 39 73 |                 |
|                           |                |       |       |                 |       |       |                 |       | 232   | A Navy          | 46 64 |                 |
|                           |                |       |       |                 |       |       |                 |       | 242   | H San Diego St. | 66 69 |                 |
|                           |                |       |       |                 |       |       |                 |       | 256   | A Wyoming       | 56 84 |                 |
|                           |                |       |       |                 |       |       |                 |       | 256   | H Wyoming       | 45 67 |                 |
|                           |                |       |       |                 |       |       |                 |       | 301   | H Denver        | 48 57 |                 |
|                           |                |       |       |                 |       |       |                 |       | 325   | A Nevada        | 57 68 |                 |
|                           |                |       |       |                 |       |       |                 |       | 325   | H Nevada        | 59 53 |                 |
|                           |                |       |       |                 |       |       |                 |       | 335   | A Southern Utah | 56 75 |                 |
| LAST 12 Division I GAMES: |                |       |       |                 |       |       |                 |       |       |                 |       |                 |
| 207                       | N UNLV         | 42 55 | 242   | H San Diego St. | 66 69 |       |                 |       |       |                 |       |                 |
| 44                        | H Colorado St. | 48 81 | 325   | H Nevada        | 59 53 |       |                 |       |       |                 |       |                 |
| 223                       | A Utah St.     | 40 64 | 145   | A Boise St.     | 48 61 |       |                 |       |       |                 |       |                 |
| 117                       | H Fresno St.   | 48 63 | 256   | A Wyoming       | 56 84 |       |                 |       |       |                 |       |                 |
| 172                       | A New Mexico   | 36 58 | 189   | H San Jose St.  | 49 72 |       |                 |       |       |                 |       |                 |
| 207                       | A UNLV         | 51 62 | 172   | H New Mexico    | 33 63 |       |                 |       |       |                 |       |                 |

Non-Div I Games:

Air Force

■ Loss, 
■ Non-Conf, 
■ S Site, 
■ H Home 
■ A Away 
N Neutral

|                              |               |            |                |             |               |            |            |           |           |
|------------------------------|---------------|------------|----------------|-------------|---------------|------------|------------|-----------|-----------|
| Average RPI Win: <b>215</b>  | WON-LOST      | WINNING    | LAST 10        | STRENGTH OF | OPP. STRENGTH | TEAM       | ADJ.       | CONF.     | ADJ CONF. |
| Average RPI Loss: <b>106</b> | RECORD        | PCT. RANK  | GAMES          | SCHEDULE    | OF SCHEDULE   | RPI        | RPI        | RPI       | RPI       |
| DIV. I ONLY                  | <b>17- 12</b> | <b>124</b> | <b>7- 3</b>    | <b>132</b>  | <b>140</b>    | <b>123</b> | <b>123</b> | <b>11</b> | <b>11</b> |
| DIV. I NON-CONF.             | <b>5- 5</b>   | <b>160</b> | <b>0- 0</b>    | <b>185</b>  | <b>126</b>    | <b>161</b> | <b>161</b> | <b>13</b> | <b>13</b> |
| TOTALS                       | RPI 1-25      | RPI 26-50  | W-L RECORDS    | RPI 51-100  | RPI 101-150   | RPI 150+   |            |           |           |
| 17- 12                       | 0- 0          | 0- 2       | OVERALL        | 2- 6        | 5- 1          | 10- 3      |            |           |           |
| 10- 4                        | 0- 0          | 0- 1       | HOME           | 1- 2        | 3- 0          | 6- 1       |            |           |           |
| 7- 6                         | 0- 0          | 0- 1       | AWAY           | 1- 3        | 2- 1          | 4- 1       |            |           |           |
| 0- 2                         | 0- 0          | 0- 0       | NEUTRAL        | 0- 1        | 0- 0          | 0- 1       |            |           |           |
| 5- 5                         | 0- 0          | 0- 0       | NON-CONFERENCE | 0- 3        | 2- 0          | 3- 2       |            |           |           |
| 3- 1                         | 0- 0          | 0- 0       | HOME           | 0- 1        | 1- 0          | 2- 0       |            |           |           |
| 2- 2                         | 0- 0          | 0- 0       | AWAY           | 0- 1        | 1- 0          | 1- 1       |            |           |           |
| 0- 2                         | 0- 0          | 0- 0       | NEUTRAL        | 0- 1        | 0- 0          | 0- 1       |            |           |           |
| 12- 7                        | 0- 0          | 0- 2       | CONFERENCE     | 2- 3        | 3- 1          | 7- 1       |            |           |           |
| 7- 3                         | 0- 0          | 0- 1       | HOME           | 1- 1        | 2- 0          | 4- 1       |            |           |           |
| 5- 4                         | 0- 0          | 0- 1       | AWAY           | 1- 2        | 1- 1          | 3- 0       |            |           |           |
| 0- 0                         | 0- 0          | 0- 0       | NEUTRAL        | 0- 0        | 0- 0          | 0- 0       |            |           |           |

| RPI S                     | Opponent        | Score         | RPI S | Opponent        | Score         | RPI S | Opponent        | Score        | RPI S | Opponent         | Score        | Team's RPI: 123 |
|---------------------------|-----------------|---------------|-------|-----------------|---------------|-------|-----------------|--------------|-------|------------------|--------------|-----------------|
| 42                        | A Ohio          | 55 <b>75</b>  | 42    | H Ohio          | 73 <b>101</b> | 56    | A Ball St.      | 71 <b>78</b> | 105   | H Toledo         | 81 71        |                 |
|                           |                 |               |       |                 |               | 67    | H FGCU          | 64 <b>82</b> | 126   | H Youngstown St. | 74 49        |                 |
|                           |                 |               |       |                 |               | 69    | A Central Mich. | 60 <b>81</b> | 130   | A Buffalo        | 69 61        |                 |
|                           |                 |               |       |                 |               | 69    | H Central Mich. | 77 <b>97</b> | 130   | H Buffalo        | 62 49        |                 |
|                           |                 |               |       |                 |               | 82    | A San Diego     | 65 <b>86</b> | 141   | A Western Mich.  | 65 <b>69</b> |                 |
|                           |                 |               |       |                 |               | 88    | A Eastern Mich. | 68 65        | 150   | A Northern Ky.   | 77 75        |                 |
|                           |                 |               |       |                 |               | 88    | H Eastern Mich. | 75 72        | 164   | A Fla. Atlantic  | 77 <b>91</b> |                 |
|                           |                 |               |       |                 |               | 95    | N UNI           | 51 <b>59</b> | 181   | N Northern Colo. | 65 <b>78</b> |                 |
|                           |                 |               |       |                 |               |       |                 |              | 241   | A Valparaiso     | 85 74        |                 |
|                           |                 |               |       |                 |               |       |                 |              | 259   | A Bowling Green  | 71 55        |                 |
|                           |                 |               |       |                 |               |       |                 |              | 259   | H Bowling Green  | 71 61        |                 |
|                           |                 |               |       |                 |               |       |                 |              | 260   | H Northern Ill.  | 58 <b>65</b> |                 |
|                           |                 |               |       |                 |               |       |                 |              | 277   | H UCF            | 74 54        |                 |
|                           |                 |               |       |                 |               |       |                 |              | 282   | A Miami (OH)     | 65 62        |                 |
|                           |                 |               |       |                 |               |       |                 |              | 282   | H Miami (OH)     | 77 65        |                 |
|                           |                 |               |       |                 |               |       |                 |              | 282   | H Miami (OH)     | 66 54        |                 |
|                           |                 |               |       |                 |               |       |                 |              | 318   | A Kent St.       | 70 60        |                 |
|                           |                 |               |       |                 |               |       |                 |              | 318   | H Kent St.       | 78 66        |                 |
|                           |                 |               |       |                 |               |       |                 |              | 326   | H Winthrop       | 76 59        |                 |
| LAST 12 Division I GAMES: |                 |               |       |                 |               |       |                 |              |       |                  |              |                 |
| 282                       | H Miami (OH)    | 66 54         | 318   | H Kent St.      | 78 66         |       |                 |              |       |                  |              |                 |
| 259                       | H Bowling Green | 71 61         | 141   | A Western Mich. | 65 <b>69</b>  |       |                 |              |       |                  |              |                 |
| 130                       | H Buffalo       | 62 49         | 282   | H Miami (OH)    | 77 65         |       |                 |              |       |                  |              |                 |
| 318                       | A Kent St.      | 70 60         | 56    | A Ball St.      | 71 <b>78</b>  |       |                 |              |       |                  |              |                 |
| 282                       | A Miami (OH)    | 65 62         | 88    | H Eastern Mich. | 75 72         |       |                 |              |       |                  |              |                 |
| 42                        | H Ohio          | 73 <b>101</b> | 42    | A Ohio          | 55 <b>75</b>  |       |                 |              |       |                  |              |                 |

Non-Div I Games: Rochester College 103 37

Akron

■ Loss, 
 ■ Non-Conf, 
 ■ S Site, 
 ■ H Home 
 ■ A Away 
 N Neutral

## Alabama

Through Games Of March 7, 2016

|                   |          |           |                |            |             |               |      |      |       |           |
|-------------------|----------|-----------|----------------|------------|-------------|---------------|------|------|-------|-----------|
| Average RPI Win:  | 207      | WON-LOST  | WINNING        | LAST 10    | STRENGTH OF | OPP. STRENGTH | TEAM | ADJ. | CONF. | ADJ CONF. |
| Average RPI Loss: | 57       | RECORD    | PCT. RANK      | GAMES      | SCHEDULE    | OF SCHEDULE   | RPI  | RPI  | RPI   | RPI       |
| DIV. I ONLY       | 15- 15   | 166       | 2- 8           | 134        | 59          | 160           | 160  | 2    | 2     |           |
| DIV. I NON-CONF.  | 11- 2    | 28        | 0- 0           | 319        | 313         | 121           | 121  | 2    | 2     |           |
| TOTALS            | RPI 1-25 | RPI 26-50 | W-L RECORDS    | RPI 51-100 | RPI 101-150 | RPI 150+      |      |      |       |           |
| 15- 15            | 0- 5     | 2- 2      | OVERALL        | 1- 5       | 2- 3        | 10- 0         |      |      |       |           |
| 13- 4             | 0- 2     | 2- 0      | HOME           | 0- 2       | 2- 0        | 9- 0          |      |      |       |           |
| 0- 10             | 0- 3     | 0- 2      | AWAY           | 0- 3       | 0- 2        | 0- 0          |      |      |       |           |
| 2- 1              | 0- 0     | 0- 0      | NEUTRAL        | 1- 0       | 0- 1        | 1- 0          |      |      |       |           |
| 11- 2             | 0- 0     | 0- 0      | NON-CONFERENCE | 1- 1       | 1- 1        | 9- 0          |      |      |       |           |
| 9- 0              | 0- 0     | 0- 0      | HOME           | 0- 0       | 1- 0        | 8- 0          |      |      |       |           |
| 0- 2              | 0- 0     | 0- 0      | AWAY           | 0- 1       | 0- 1        | 0- 0          |      |      |       |           |
| 2- 0              | 0- 0     | 0- 0      | NEUTRAL        | 1- 0       | 0- 0        | 1- 0          |      |      |       |           |
| 4- 13             | 0- 5     | 2- 2      | CONFERENCE     | 0- 4       | 1- 2        | 1- 0          |      |      |       |           |
| 4- 4              | 0- 2     | 2- 0      | HOME           | 0- 2       | 1- 0        | 1- 0          |      |      |       |           |
| 0- 8              | 0- 3     | 0- 2      | AWAY           | 0- 2       | 0- 1        | 0- 0          |      |      |       |           |
| 0- 1              | 0- 0     | 0- 0      | NEUTRAL        | 0- 0       | 0- 1        | 0- 0          |      |      |       |           |

| RPI 1-25                  |   |                 |       | RPI 26-50 |   |            |       | RPI 51-100 |   |              |       | RPI 101+ Team's RPI: 160 |   |                  |       |
|---------------------------|---|-----------------|-------|-----------|---|------------|-------|------------|---|--------------|-------|--------------------------|---|------------------|-------|
| RPI                       | S | Opponent        | Score | RPI       | S | Opponent   | Score | RPI        | S | Opponent     | Score | RPI                      | S | Opponent         | Score |
| 4                         | H | South Carolina  | 46 66 | 27        | A | Tennessee  | 42 70 | 57         | A | Auburn       | 59 72 | 102                      | H | Georgetown       | 78 66 |
| 12                        | A | Kentucky        | 48 73 | 27        | H | Tennessee  | 54 46 | 57         | H | Auburn       | 55 59 | 106                      | A | UT Martin        | 65 83 |
| 19                        | H | Texas A&M       | 56 59 | 38        | H | Georgia    | 64 50 | 66         | N | Middle Tenn. | 64 46 | 121                      | H | LSU              | 62 45 |
| 21                        | A | Mississippi St. | 52 61 | 45        | A | Missouri   | 52 63 | 72         | A | Georgia Tech | 58 70 | 121                      | N | LSU              | 49 58 |
| 23                        | A | Florida         | 72 80 |           |   |            |       | 74         | A | Vanderbilt   | 52 67 | 140                      | A | Arkansas         | 67 69 |
|                           |   |                 |       |           |   |            |       | 74         | H | Vanderbilt   | 48 54 | 176                      | H | Ole Miss         | 48 37 |
|                           |   |                 |       |           |   |            |       |            |   |              |       | 186                      | H | Grambling        | 72 57 |
|                           |   |                 |       |           |   |            |       |            |   |              |       | 210                      | N | Utah Valley      | 67 60 |
|                           |   |                 |       |           |   |            |       |            |   |              |       | 261                      | H | Appalachian St.  | 93 59 |
|                           |   |                 |       |           |   |            |       |            |   |              |       | 272                      | H | Georgia St.      | 72 56 |
|                           |   |                 |       |           |   |            |       |            |   |              |       | 296                      | H | Alcorn           | 97 50 |
|                           |   |                 |       |           |   |            |       |            |   |              |       | 327                      | H | North Florida    | 69 47 |
|                           |   |                 |       |           |   |            |       |            |   |              |       | 333                      | H | Lipscomb         | 68 49 |
|                           |   |                 |       |           |   |            |       |            |   |              |       | 346                      | H | Alabama A&M      | 96 44 |
|                           |   |                 |       |           |   |            |       |            |   |              |       | 349                      | H | Mississippi Val. | 98 35 |
| LAST 12 Division I GAMES: |   |                 |       |           |   |            |       |            |   |              |       |                          |   |                  |       |
| 121                       | N | LSU             | 49 58 | 57        | H | Auburn     | 55 59 |            |   |              |       |                          |   |                  |       |
| 21                        | A | Mississippi St. | 52 61 | 176       | H | Ole Miss   | 48 37 |            |   |              |       |                          |   |                  |       |
| 27                        | H | Tennessee       | 54 46 | 27        | A | Tennessee  | 42 70 |            |   |              |       |                          |   |                  |       |
| 4                         | H | South Carolina  | 46 66 | 19        | H | Texas A&M  | 56 59 |            |   |              |       |                          |   |                  |       |
| 140                       | A | Arkansas        | 67 69 | 74        | A | Vanderbilt | 52 67 |            |   |              |       |                          |   |                  |       |
| 45                        | A | Missouri        | 52 63 | 23        | A | Florida    | 72 80 |            |   |              |       |                          |   |                  |       |

Non-Div I Games:

Alabama

■ Loss, 
 ■ Non-Conf, 
 ■ S Site, 
 ■ H Home 
 ■ A Away 
 N Neutral

|                   |          |           |                |            |             |               |      |      |       |           |
|-------------------|----------|-----------|----------------|------------|-------------|---------------|------|------|-------|-----------|
| Average RPI Win:  | 344      | WON-LOST  | WINNING        | LAST 10    | STRENGTH OF | OPP. STRENGTH | TEAM | ADJ. | CONF. | ADJ CONF. |
| Average RPI Loss: | 219      | RECORD    | PCT. RANK      | GAMES      | SCHEDULE    | OF SCHEDULE   | RPI  | RPI  | RPI   | RPI       |
| DIV. I ONLY       | 3- 24    | 338       | 1- 9           | 305        | 348         | 346           | 346  | 31   | 31    |           |
| DIV. I NON-CONF.  | 0- 9     | 338       | 0- 0           | 164        | 259         | 330           | 330  | 31   | 31    |           |
| TOTALS            | RPI 1-25 | RPI 26-50 | W-L RECORDS    | RPI 51-100 | RPI 101-150 | RPI 150+      |      |      |       |           |
| 3- 24             | 0- 0     | 0- 0      | OVERALL        | 0- 2       | 0- 2        | 3- 20         |      |      |       |           |
| 2- 12             | 0- 0     | 0- 0      | HOME           | 0- 2       | 0- 1        | 2- 9          |      |      |       |           |
| 1- 12             | 0- 0     | 0- 0      | AWAY           | 0- 0       | 0- 1        | 1- 11         |      |      |       |           |
| 0- 0              | 0- 0     | 0- 0      | NEUTRAL        | 0- 0       | 0- 0        | 0- 0          |      |      |       |           |
| 0- 9              | 0- 0     | 0- 0      | NON-CONFERENCE | 0- 2       | 0- 2        | 0- 5          |      |      |       |           |
| 0- 5              | 0- 0     | 0- 0      | HOME           | 0- 2       | 0- 1        | 0- 2          |      |      |       |           |
| 0- 4              | 0- 0     | 0- 0      | AWAY           | 0- 0       | 0- 1        | 0- 3          |      |      |       |           |
| 0- 0              | 0- 0     | 0- 0      | NEUTRAL        | 0- 0       | 0- 0        | 0- 0          |      |      |       |           |
| 3- 15             | 0- 0     | 0- 0      | CONFERENCE     | 0- 0       | 0- 0        | 3- 15         |      |      |       |           |
| 2- 7              | 0- 0     | 0- 0      | HOME           | 0- 0       | 0- 0        | 2- 7          |      |      |       |           |
| 1- 8              | 0- 0     | 0- 0      | AWAY           | 0- 0       | 0- 0        | 1- 8          |      |      |       |           |
| 0- 0              | 0- 0     | 0- 0      | NEUTRAL        | 0- 0       | 0- 0        | 0- 0          |      |      |       |           |

| RPI S                     | Opponent | Score | RPI S | Opponent         | Score | RPI S | Opponent      | Score              | RPI S | Opponent            | Score  | Team's RPI: 346 |
|---------------------------|----------|-------|-------|------------------|-------|-------|---------------|--------------------|-------|---------------------|--------|-----------------|
|                           |          |       |       |                  |       | 53    | H Saint Louis | 60 91              | 112   | H Samford           | 30 54  |                 |
|                           |          |       |       |                  |       | 78    | H Belmont     | 28 78              | 134   | A Marshall          | 45 81  |                 |
|                           |          |       |       |                  |       |       |               |                    | 155   | A Southern U.       | 38 77  |                 |
|                           |          |       |       |                  |       |       |               |                    | 155   | H Southern U.       | 62 68  |                 |
|                           |          |       |       |                  |       |       |               |                    | 160   | A Alabama           | 44 96  |                 |
|                           |          |       |       |                  |       |       |               |                    | 176   | A Ole Miss          | 42 103 |                 |
|                           |          |       |       |                  |       |       |               |                    | 186   | A Grambling         | 56 75  |                 |
|                           |          |       |       |                  |       |       |               |                    | 186   | H Grambling         | 67 75  |                 |
|                           |          |       |       |                  |       |       |               |                    | 230   | H Southeast Mo. St. | 58 69  |                 |
|                           |          |       |       |                  |       |       |               |                    | 234   | A Texas Southern    | 41 72  |                 |
|                           |          |       |       |                  |       |       |               |                    | 234   | H Texas Southern    | 38 57  |                 |
|                           |          |       |       |                  |       |       |               |                    | 251   | A Alabama St.       | 50 86  |                 |
|                           |          |       |       |                  |       |       |               |                    | 251   | H Alabama St.       | 63 77  |                 |
|                           |          |       |       |                  |       |       |               |                    | 264   | H Murray St.        | 59 76  |                 |
|                           |          |       |       |                  |       |       |               |                    | 278   | A Prairie View      | 72 93  |                 |
|                           |          |       |       |                  |       |       |               |                    | 278   | H Prairie View      | 52 67  |                 |
|                           |          |       |       |                  |       |       |               |                    | 296   | A Alcorn            | 52 68  |                 |
|                           |          |       |       |                  |       |       |               |                    | 296   | H Alcorn            | 64 81  |                 |
|                           |          |       |       |                  |       |       |               |                    | 306   | A Morehead St.      | 69 112 |                 |
|                           |          |       |       |                  |       |       |               |                    | 308   | A Jackson St.       | 58 59  |                 |
|                           |          |       |       |                  |       |       |               |                    | 308   | H Jackson St.       | 66 69  |                 |
|                           |          |       |       |                  |       |       |               |                    | 334   | A Ark.-Pine Bluff   | 60 69  |                 |
|                           |          |       |       |                  |       |       |               |                    | 334   | H Ark.-Pine Bluff   | 78 70  |                 |
|                           |          |       |       |                  |       |       |               |                    | 349   | A Mississippi Val.  | 84 74  |                 |
|                           |          |       |       |                  |       |       |               |                    | 349   | H Mississippi Val.  | 79 68  |                 |
| LAST 12 Division I GAMES: |          |       |       |                  |       |       |               |                    |       |                     |        |                 |
|                           |          |       | 308   | H Jackson St.    | 66 69 |       | 251           | H Alabama St.      | 63 77 |                     |        |                 |
|                           |          |       | 186   | H Grambling      | 67 75 |       | 349           | A Mississippi Val. | 84 74 |                     |        |                 |
|                           |          |       | 278   | A Prairie View   | 72 93 |       | 334           | A Ark.-Pine Bluff  | 60 69 |                     |        |                 |
|                           |          |       | 234   | A Texas Southern | 41 72 |       | 234           | H Texas Southern   | 38 57 |                     |        |                 |
|                           |          |       | 155   | H Southern U.    | 62 68 |       | 278           | H Prairie View     | 52 67 |                     |        |                 |
|                           |          |       | 296   | H Alcorn         | 64 81 |       | 155           | A Southern U.      | 38 77 |                     |        |                 |

Non-Div I Games: Tuskegee 66 55

Alabama A&amp;M

■ Loss, 
 ■ Non-Conf, S Site, 
 ■ Home 
 ■ Away 
 N Neutral

|                   |          |           |                |            |             |               |      |      |       |           |
|-------------------|----------|-----------|----------------|------------|-------------|---------------|------|------|-------|-----------|
| Average RPI Win:  | 285      | WON-LOST  | WINNING        | LAST 10    | STRENGTH OF | OPP. STRENGTH | TEAM | ADJ. | CONF. | ADJ CONF. |
| Average RPI Loss: | 196      | RECORD    | PCT. RANK      | GAMES      | SCHEDULE    | OF SCHEDULE   | RPI  | RPI  | RPI   | RPI       |
| DIV. I ONLY       | 15- 11   | 133       | 8- 2           | 333        | 344         | 251           | 251  | 31   | 31    |           |
| DIV. I NON-CONF.  | 1- 7     | 318       | 0- 0           | 239        | 226         | 322           | 322  | 31   | 31    |           |
| TOTALS            | RPI 1-25 | RPI 26-50 | W-L RECORDS    | RPI 51-100 | RPI 101-150 | RPI 150+      |      |      |       |           |
| 15- 11            | 0- 0     | 0- 0      | OVERALL        | 0- 1       | 0- 2        | 15- 8         |      |      |       |           |
| 8- 5              | 0- 0     | 0- 0      | HOME           | 0- 0       | 0- 2        | 8- 3          |      |      |       |           |
| 6- 5              | 0- 0     | 0- 0      | AWAY           | 0- 1       | 0- 0        | 6- 4          |      |      |       |           |
| 1- 1              | 0- 0     | 0- 0      | NEUTRAL        | 0- 0       | 0- 0        | 1- 1          |      |      |       |           |
| 1- 7              | 0- 0     | 0- 0      | NON-CONFERENCE | 0- 1       | 0- 2        | 1- 4          |      |      |       |           |
| 0- 4              | 0- 0     | 0- 0      | HOME           | 0- 0       | 0- 2        | 0- 2          |      |      |       |           |
| 0- 2              | 0- 0     | 0- 0      | AWAY           | 0- 1       | 0- 0        | 0- 1          |      |      |       |           |
| 1- 1              | 0- 0     | 0- 0      | NEUTRAL        | 0- 0       | 0- 0        | 1- 1          |      |      |       |           |
| 14- 4             | 0- 0     | 0- 0      | CONFERENCE     | 0- 0       | 0- 0        | 14- 4         |      |      |       |           |
| 8- 1              | 0- 0     | 0- 0      | HOME           | 0- 0       | 0- 0        | 8- 1          |      |      |       |           |
| 6- 3              | 0- 0     | 0- 0      | AWAY           | 0- 0       | 0- 0        | 6- 3          |      |      |       |           |
| 0- 0              | 0- 0     | 0- 0      | NEUTRAL        | 0- 0       | 0- 0        | 0- 0          |      |      |       |           |

| RPI 1-25                  |   |          | RPI 26-50 |     |   | RPI 51-100           |       |     | RPI 101+ |                        |        | Team's RPI: 251 |
|---------------------------|---|----------|-----------|-----|---|----------------------|-------|-----|----------|------------------------|--------|-----------------|
| RPI                       | S | Opponent | Score     | RPI | S | Opponent             | Score | RPI | S        | Opponent               | Score  |                 |
|                           |   |          |           |     |   | 72 A Georgia Tech    | 54 80 |     |          | 112 H Samford          | 35 54  |                 |
|                           |   |          |           |     |   |                      |       |     |          | 142 H Troy             | 59 73  |                 |
|                           |   |          |           |     |   |                      |       |     |          | 155 A Southern U.      | 60 59  |                 |
|                           |   |          |           |     |   |                      |       |     |          | 155 H Southern U.      | 55 57  |                 |
|                           |   |          |           |     |   |                      |       |     |          | 171 A Southern Miss.   | 44 65  |                 |
|                           |   |          |           |     |   |                      |       |     |          | 185 H South Ala.       | 43 47  |                 |
|                           |   |          |           |     |   |                      |       |     |          | 186 A Grambling        | 69 89  |                 |
|                           |   |          |           |     |   |                      |       |     |          | 186 H Grambling        | 69 60  |                 |
|                           |   |          |           |     |   |                      |       |     |          | 228 N Siena            | 57 53  |                 |
|                           |   |          |           |     |   |                      |       |     |          | 234 A Texas Southern   | 58 48  |                 |
|                           |   |          |           |     |   |                      |       |     |          | 234 H Texas Southern   | 57 51  |                 |
|                           |   |          |           |     |   |                      |       |     |          | 257 N Tennessee St.    | 64 74  |                 |
|                           |   |          |           |     |   |                      |       |     |          | 278 A Prairie View     | 60 63  |                 |
|                           |   |          |           |     |   |                      |       |     |          | 278 H Prairie View     | 65 54  |                 |
|                           |   |          |           |     |   |                      |       |     |          | 293 H Savannah St.     | 49 60  |                 |
|                           |   |          |           |     |   |                      |       |     |          | 296 A Alcorn           | 52 51  |                 |
|                           |   |          |           |     |   |                      |       |     |          | 296 H Alcorn           | 64 51  |                 |
|                           |   |          |           |     |   |                      |       |     |          | 308 A Jackson St.      | 69 70  |                 |
|                           |   |          |           |     |   |                      |       |     |          | 308 H Jackson St.      | 63 57  |                 |
|                           |   |          |           |     |   |                      |       |     |          | 334 A Ark.-Pine Bluff  | 68 53  |                 |
|                           |   |          |           |     |   |                      |       |     |          | 334 H Ark.-Pine Bluff  | 72 63  |                 |
|                           |   |          |           |     |   |                      |       |     |          | 346 A Alabama A&M      | 77 63  |                 |
|                           |   |          |           |     |   |                      |       |     |          | 346 H Alabama A&M      | 86 50  |                 |
|                           |   |          |           |     |   |                      |       |     |          | 349 A Mississippi Val. | 79 51  |                 |
|                           |   |          |           |     |   |                      |       |     |          | 349 H Mississippi Val. | 100 50 |                 |
| LAST 12 Division I GAMES: |   |          |           |     |   |                      |       |     |          |                        |        |                 |
|                           |   |          |           |     |   | 186 H Grambling      | 69 60 |     |          | 346 A Alabama A&M      | 77 63  |                 |
|                           |   |          |           |     |   | 308 H Jackson St.    | 63 57 |     |          | 334 A Ark.-Pine Bluff  | 68 53  |                 |
|                           |   |          |           |     |   | 234 A Texas Southern | 58 48 |     |          | 349 A Mississippi Val. | 79 51  |                 |
|                           |   |          |           |     |   | 278 A Prairie View   | 60 63 |     |          | 278 H Prairie View     | 65 54  |                 |
|                           |   |          |           |     |   | 296 H Alcorn         | 64 51 |     |          | 234 H Texas Southern   | 57 51  |                 |
|                           |   |          |           |     |   | 155 H Southern U.    | 55 57 |     |          | 296 A Alcorn           | 52 51  |                 |

Non-Div I Games: Mobile 71 56

Alabama St.

Loss, Non-Conf, S Site, H Home A Away N Neutral

## Albany (NY)

Through Games Of March 7, 2016

|                             |              |           |                |             |               |           |           |           |           |
|-----------------------------|--------------|-----------|----------------|-------------|---------------|-----------|-----------|-----------|-----------|
| Average RPI Win: <b>220</b> | WON-LOST     | WINNING   | LAST 10        | STRENGTH OF | OPP. STRENGTH | TEAM      | ADJ.      | CONF.     | ADJ CONF. |
| Average RPI Loss: <b>53</b> | RECORD       | PCT. RANK | GAMES          | SCHEDULE    | OF SCHEDULE   | RPI       | RPI       | RPI       | RPI       |
| DIV. I ONLY                 | <b>26- 4</b> | <b>13</b> | <b>9- 1</b>    | <b>243</b>  | <b>173</b>    | <b>48</b> | <b>48</b> | <b>16</b> | <b>16</b> |
| DIV. I NON-CONF.            | <b>9- 3</b>  | <b>69</b> | <b>0- 0</b>    | <b>229</b>  | <b>103</b>    | <b>71</b> | <b>71</b> | <b>19</b> | <b>19</b> |
| TOTALS                      | RPI 1-25     | RPI 26-50 | W-L RECORDS    | RPI 51-100  | RPI 101-150   | RPI 150+  |           |           |           |
| 26- 4                       | 0- 0         | 0- 1      | OVERALL        | 1- 3        | 1- 0          | 24- 0     |           |           |           |
| 11- 0                       | 0- 0         | 0- 0      | HOME           | 1- 0        | 0- 0          | 10- 0     |           |           |           |
| 12- 4                       | 0- 0         | 0- 1      | AWAY           | 0- 3        | 0- 0          | 12- 0     |           |           |           |
| 3- 0                        | 0- 0         | 0- 0      | NEUTRAL        | 0- 0        | 1- 0          | 2- 0      |           |           |           |
| 9- 3                        | 0- 0         | 0- 1      | NON-CONFERENCE | 0- 2        | 1- 0          | 8- 0      |           |           |           |
| 3- 0                        | 0- 0         | 0- 0      | HOME           | 0- 0        | 0- 0          | 3- 0      |           |           |           |
| 4- 3                        | 0- 0         | 0- 1      | AWAY           | 0- 2        | 0- 0          | 4- 0      |           |           |           |
| 2- 0                        | 0- 0         | 0- 0      | NEUTRAL        | 0- 0        | 1- 0          | 1- 0      |           |           |           |
| 17- 1                       | 0- 0         | 0- 0      | CONFERENCE     | 1- 1        | 0- 0          | 16- 0     |           |           |           |
| 8- 0                        | 0- 0         | 0- 0      | HOME           | 1- 0        | 0- 0          | 7- 0      |           |           |           |
| 8- 1                        | 0- 0         | 0- 0      | AWAY           | 0- 1        | 0- 0          | 8- 0      |           |           |           |
| 1- 0                        | 0- 0         | 0- 0      | NEUTRAL        | 0- 0        | 0- 0          | 1- 0      |           |           |           |

| RPI S                     | Opponent       | Score | RPI S | Opponent              | Score | RPI S | Opponent        | Score | RPI S | Opponent | Score |
|---------------------------|----------------|-------|-------|-----------------------|-------|-------|-----------------|-------|-------|----------|-------|
| 27                        | A Tennessee    | 55 63 | 55    | A Southern California | 67 68 | 105   | N Toledo        | 63 55 |       |          |       |
|                           |                |       | 63    | A Maine               | 53 65 | 156   | H Yale          | 74 70 |       |          |       |
|                           |                |       | 63    | H Maine               | 64 59 | 157   | A Stony Brook   | 62 49 |       |          |       |
|                           |                |       | 68    | A Army West Point     | 62 65 | 157   | H Stony Brook   | 73 54 |       |          |       |
|                           |                |       |       |                       |       | 182   | A UMBC          | 77 42 |       |          |       |
|                           |                |       |       |                       |       | 182   | H UMBC          | 63 39 |       |          |       |
|                           |                |       |       |                       |       | 187   | N UC Davis      | 80 70 |       |          |       |
|                           |                |       |       |                       |       | 200   | A Fairfield     | 62 50 |       |          |       |
|                           |                |       |       |                       |       | 213   | A Rhode Island  | 67 58 |       |          |       |
|                           |                |       |       |                       |       | 217   | A Hartford      | 78 41 |       |          |       |
|                           |                |       |       |                       |       | 217   | H Hartford      | 84 39 |       |          |       |
|                           |                |       |       |                       |       | 219   | A Binghamton    | 59 47 |       |          |       |
|                           |                |       |       |                       |       | 219   | A Binghamton    | 79 43 |       |          |       |
|                           |                |       |       |                       |       | 219   | H Binghamton    | 64 58 |       |          |       |
|                           |                |       |       |                       |       | 228   | A Siena         | 61 42 |       |          |       |
|                           |                |       |       |                       |       | 231   | A New Hampshire | 78 52 |       |          |       |
|                           |                |       |       |                       |       | 231   | H New Hampshire | 85 48 |       |          |       |
|                           |                |       |       |                       |       | 265   | H Providence    | 71 58 |       |          |       |
|                           |                |       |       |                       |       | 266   | H Pepperdine    | 64 49 |       |          |       |
|                           |                |       |       |                       |       | 276   | A Vermont       | 75 40 |       |          |       |
|                           |                |       |       |                       |       | 276   | H Vermont       | 72 43 |       |          |       |
|                           |                |       |       |                       |       | 276   | N Vermont       | 95 43 |       |          |       |
|                           |                |       |       |                       |       | 320   | A UMass Lowell  | 85 55 |       |          |       |
|                           |                |       |       |                       |       | 320   | H UMass Lowell  | 88 57 |       |          |       |
|                           |                |       |       |                       |       | 343   | A Boston U.     | 83 43 |       |          |       |
| LAST 12 Division I GAMES: |                |       |       |                       |       |       |                 |       |       |          |       |
| 219                       | A Binghamton   | 79 43 | 231   | H New Hampshire       | 85 48 |       |                 |       |       |          |       |
| 276                       | N Vermont      | 95 43 | 219   | H Binghamton          | 64 58 |       |                 |       |       |          |       |
| 217                       | H Hartford     | 84 39 | 276   | A Vermont             | 75 40 |       |                 |       |       |          |       |
| 320                       | H UMass Lowell | 88 57 | 182   | H UMBC                | 63 39 |       |                 |       |       |          |       |
| 157                       | A Stony Brook  | 62 49 | 217   | A Hartford            | 78 41 |       |                 |       |       |          |       |
| 63                        | A Maine        | 53 65 | 320   | A UMass Lowell        | 85 55 |       |                 |       |       |          |       |

Non-Div I Games:

Albany (NY)

■ Loss, 
 ■ Non-Conf, S Site, 
 ■ Home 
 ■ Away 
 N Neutral



|                              |          |           |                |             |               |          |      |       |           |
|------------------------------|----------|-----------|----------------|-------------|---------------|----------|------|-------|-----------|
| Average RPI Win: <b>293</b>  | WON-LOST | WINNING   | LAST 10        | STRENGTH OF | OPP. STRENGTH | TEAM     | ADJ. | CONF. | ADJ CONF. |
| Average RPI Loss: <b>202</b> | RECORD   | PCT. RANK | GAMES          | SCHEDULE    | OF SCHEDULE   | RPI      | RPI  | RPI   | RPI       |
| DIV. I ONLY                  | 8- 18    | 276       | 6- 4           | 288         | 343           | 296      | 296  | 31    | 31        |
| DIV. I NON-CONF.             | 0- 8     | 338       | 0- 0           | 71          | 185           | 298      | 298  | 31    | 31        |
| TOTALS                       | RPI 1-25 | RPI 26-50 | W-L RECORDS    | RPI 51-100  | RPI 101-150   | RPI 150+ |      |       |           |
| 8- 18                        | 0- 0     | 0- 1      | OVERALL        | 0- 2        | 0- 3          | 8- 12    |      |       |           |
| 5- 4                         | 0- 0     | 0- 0      | HOME           | 0- 0        | 0- 0          | 5- 4     |      |       |           |
| 3- 14                        | 0- 0     | 0- 0      | AWAY           | 0- 2        | 0- 1          | 3- 5     |      |       |           |
| 0- 0                         | 0- 0     | 0- 0      | NEUTRAL        | 0- 0        | 0- 0          | 0- 0     |      |       |           |
| 0- 8                         | 0- 0     | 0- 1      | NON-CONFERENCE | 0- 2        | 0- 3          | 0- 2     |      |       |           |
| 0- 0                         | 0- 0     | 0- 0      | HOME           | 0- 0        | 0- 0          | 0- 0     |      |       |           |
| 0- 8                         | 0- 0     | 0- 1      | AWAY           | 0- 2        | 0- 3          | 0- 2     |      |       |           |
| 0- 0                         | 0- 0     | 0- 0      | NEUTRAL        | 0- 0        | 0- 0          | 0- 0     |      |       |           |
| 8- 10                        | 0- 0     | 0- 0      | CONFERENCE     | 0- 0        | 0- 0          | 8- 10    |      |       |           |
| 5- 4                         | 0- 0     | 0- 0      | HOME           | 0- 0        | 0- 0          | 5- 4     |      |       |           |
| 3- 6                         | 0- 0     | 0- 0      | AWAY           | 0- 0        | 0- 0          | 3- 6     |      |       |           |
| 0- 0                         | 0- 0     | 0- 0      | NEUTRAL        | 0- 0        | 0- 0          | 0- 0     |      |       |           |

| RPI 1-25                  |   |                 |       | RPI 26-50 |   |                  |       | RPI 51-100 |   |              |       | RPI 101+ |   |                  |       | Team's RPI: 296 |  |
|---------------------------|---|-----------------|-------|-----------|---|------------------|-------|------------|---|--------------|-------|----------|---|------------------|-------|-----------------|--|
| RPI                       | S | Opponent        | Score | RPI       | S | Opponent         | Score | RPI        | S | Opponent     | Score | RPI      | S | Opponent         | Score |                 |  |
|                           |   |                 |       | 39        | A | Arkansas St.     | 50 82 | 98         | A | Central Ark. | 35 58 | 128      | A | Iowa St.         | 41 91 |                 |  |
|                           |   |                 |       |           |   |                  |       | 100        | A | Northwestern | 47 91 | 133      | A | La.-Lafayette    | 61 73 |                 |  |
|                           |   |                 |       |           |   |                  |       |            |   |              |       | 149      | A | East Carolina    | 58 87 |                 |  |
|                           |   |                 |       |           |   |                  |       |            |   |              |       | 155      | A | Southern U.      | 57 66 |                 |  |
|                           |   |                 |       |           |   |                  |       |            |   |              |       | 155      | H | Southern U.      | 85 74 |                 |  |
|                           |   |                 |       |           |   |                  |       |            |   |              |       | 160      | A | Alabama          | 50 97 |                 |  |
|                           |   |                 |       |           |   |                  |       |            |   |              |       | 186      | A | Grambling        | 70 66 |                 |  |
|                           |   |                 |       |           |   |                  |       |            |   |              |       | 186      | H | Grambling        | 76 85 |                 |  |
|                           |   |                 |       |           |   |                  |       |            |   |              |       | 234      | A | Texas Southern   | 39 68 |                 |  |
|                           |   |                 |       |           |   |                  |       |            |   |              |       | 234      | H | Texas Southern   | 41 53 |                 |  |
|                           |   |                 |       |           |   |                  |       |            |   |              |       | 251      | A | Alabama St.      | 51 64 |                 |  |
|                           |   |                 |       |           |   |                  |       |            |   |              |       | 251      | H | Alabama St.      | 51 52 |                 |  |
|                           |   |                 |       |           |   |                  |       |            |   |              |       | 278      | A | Prairie View     | 54 58 |                 |  |
|                           |   |                 |       |           |   |                  |       |            |   |              |       | 278      | H | Prairie View     | 70 65 |                 |  |
|                           |   |                 |       |           |   |                  |       |            |   |              |       | 298      | A | Jacksonville St. | 65 67 |                 |  |
|                           |   |                 |       |           |   |                  |       |            |   |              |       | 308      | A | Jackson St.      | 65 79 |                 |  |
|                           |   |                 |       |           |   |                  |       |            |   |              |       | 308      | H | Jackson St.      | 66 73 |                 |  |
|                           |   |                 |       |           |   |                  |       |            |   |              |       | 334      | A | Ark.-Pine Bluff  | 69 71 |                 |  |
|                           |   |                 |       |           |   |                  |       |            |   |              |       | 334      | H | Ark.-Pine Bluff  | 81 53 |                 |  |
|                           |   |                 |       |           |   |                  |       |            |   |              |       | 346      | A | Alabama A&M      | 81 64 |                 |  |
|                           |   |                 |       |           |   |                  |       |            |   |              |       | 346      | H | Alabama A&M      | 68 52 |                 |  |
|                           |   |                 |       |           |   |                  |       |            |   |              |       | 349      | A | Mississippi Val. | 81 66 |                 |  |
|                           |   |                 |       |           |   |                  |       |            |   |              |       | 349      | H | Mississippi Val. | 75 39 |                 |  |
| LAST 12 Division I GAMES: |   |                 |       |           |   |                  |       |            |   |              |       |          |   |                  |       |                 |  |
| 234                       | H | Texas Southern  | 41 53 | 349       | H | Mississippi Val. | 75 39 |            |   |              |       |          |   |                  |       |                 |  |
| 278                       | H | Prairie View    | 70 65 | 186       | A | Grambling        | 70 66 |            |   |              |       |          |   |                  |       |                 |  |
| 155                       | H | Southern U.     | 85 74 | 308       | A | Jackson St.      | 65 79 |            |   |              |       |          |   |                  |       |                 |  |
| 251                       | A | Alabama St.     | 51 64 | 155       | A | Southern U.      | 57 66 |            |   |              |       |          |   |                  |       |                 |  |
| 346                       | A | Alabama A&M     | 81 64 | 251       | H | Alabama St.      | 51 52 |            |   |              |       |          |   |                  |       |                 |  |
| 334                       | H | Ark.-Pine Bluff | 81 53 | 346       | H | Alabama A&M      | 68 52 |            |   |              |       |          |   |                  |       |                 |  |

Non-Div I Games: Mt. Mercy 60 56 Delta St. 66 57

Alcorn

Loss, Non-Conf, S Site, H Home A Away N Neutral

|                              |              |            |                |             |               |            |            |           |           |
|------------------------------|--------------|------------|----------------|-------------|---------------|------------|------------|-----------|-----------|
| Average RPI Win: <b>273</b>  | WON-LOST     | WINNING    | LAST 10        | STRENGTH OF | OPP. STRENGTH | TEAM       | ADJ.       | CONF.     | ADJ CONF. |
| Average RPI Loss: <b>161</b> | RECORD       | PCT. RANK  | GAMES          | SCHEDULE    | OF SCHEDULE   | RPI        | RPI        | RPI       | RPI       |
| DIV. I ONLY                  | <b>8- 23</b> | <b>294</b> | <b>3- 7</b>    | <b>141</b>  | <b>289</b>    | <b>273</b> | <b>273</b> | <b>25</b> | <b>25</b> |
| DIV. I NON-CONF.             | <b>2- 9</b>  | <b>296</b> | <b>0- 0</b>    | <b>25</b>   | <b>178</b>    | <b>202</b> | <b>202</b> | <b>27</b> | <b>27</b> |
| TOTALS                       | RPI 1-25     | RPI 26-50  | W-L RECORDS    | RPI 51-100  | RPI 101-150   | RPI 150+   |            |           |           |
| 8- 23                        | 0- 1         | 0- 2       | OVERALL        | 0- 7        | 0- 2          | 8- 11      |            |           |           |
| 5- 9                         | 0- 0         | 0- 0       | HOME           | 0- 4        | 0- 1          | 5- 4       |            |           |           |
| 3- 14                        | 0- 1         | 0- 2       | AWAY           | 0- 3        | 0- 1          | 3- 7       |            |           |           |
| 0- 0                         | 0- 0         | 0- 0       | NEUTRAL        | 0- 0        | 0- 0          | 0- 0       |            |           |           |
| 2- 9                         | 0- 1         | 0- 2       | NON-CONFERENCE | 0- 2        | 0- 2          | 2- 2       |            |           |           |
| 1- 3                         | 0- 0         | 0- 0       | HOME           | 0- 2        | 0- 1          | 1- 0       |            |           |           |
| 1- 6                         | 0- 1         | 0- 2       | AWAY           | 0- 0        | 0- 1          | 1- 2       |            |           |           |
| 0- 0                         | 0- 0         | 0- 0       | NEUTRAL        | 0- 0        | 0- 0          | 0- 0       |            |           |           |
| 6- 14                        | 0- 0         | 0- 0       | CONFERENCE     | 0- 5        | 0- 0          | 6- 9       |            |           |           |
| 4- 6                         | 0- 0         | 0- 0       | HOME           | 0- 2        | 0- 0          | 4- 4       |            |           |           |
| 2- 8                         | 0- 0         | 0- 0       | AWAY           | 0- 3        | 0- 0          | 2- 5       |            |           |           |
| 0- 0                         | 0- 0         | 0- 0       | NEUTRAL        | 0- 0        | 0- 0          | 0- 0       |            |           |           |

| RPI 1-25                  |   |                   |              | RPI 26-50 |   |                 |              | RPI 51-100 |   |                 |              | RPI 101+ Team's RPI: 273 |   |                 |              |
|---------------------------|---|-------------------|--------------|-----------|---|-----------------|--------------|------------|---|-----------------|--------------|--------------------------|---|-----------------|--------------|
| RPI                       | S | Opponent          | Score        | RPI       | S | Opponent        | Score        | RPI        | S | Opponent        | Score        | RPI                      | S | Opponent        | Score        |
| 24                        | A | George Washington | 48 <b>78</b> | 33        | A | Princeton       | 34 <b>72</b> | 65         | H | Hofstra         | 51 <b>60</b> | 125                      | A | Pittsburgh      | 58 <b>76</b> |
|                           |   |                   |              | 34        | A | James Madison   | 45 <b>74</b> | 68         | A | Army West Point | 51 <b>87</b> | 139                      | H | Wake Forest     | 70 <b>71</b> |
|                           |   |                   |              |           |   |                 |              | 68         | H | Army West Point | 42 <b>52</b> | 182                      | A | UMBC            | 46 <b>47</b> |
|                           |   |                   |              |           |   |                 |              | 89         | H | Elon            | 54 <b>62</b> | 202                      | A | William & Mary  | 51 <b>62</b> |
|                           |   |                   |              |           |   |                 |              | 90         | A | Bucknell        | 65 <b>73</b> | 214                      | A | Dartmouth       | 45 41        |
|                           |   |                   |              |           |   |                 |              | 90         | A | Bucknell        | 54 <b>60</b> | 216                      | A | Lehigh          | 59 55        |
|                           |   |                   |              |           |   |                 |              | 90         | H | Bucknell        | 60 <b>66</b> | 216                      | H | Lehigh          | 52 <b>61</b> |
|                           |   |                   |              |           |   |                 |              |            |   |                 |              | 222                      | A | Loyola Maryland | 46 <b>52</b> |
|                           |   |                   |              |           |   |                 |              |            |   |                 |              | 222                      | H | Loyola Maryland | 50 <b>55</b> |
|                           |   |                   |              |           |   |                 |              |            |   |                 |              | 232                      | A | Navy            | 52 <b>65</b> |
|                           |   |                   |              |           |   |                 |              |            |   |                 |              | 232                      | H | Navy            | 61 56        |
|                           |   |                   |              |           |   |                 |              |            |   |                 |              | 250                      | H | Manhattan       | 52 48        |
|                           |   |                   |              |           |   |                 |              |            |   |                 |              | 255                      | A | Holy Cross      | 54 <b>59</b> |
|                           |   |                   |              |           |   |                 |              |            |   |                 |              | 255                      | H | Holy Cross      | 50 <b>59</b> |
|                           |   |                   |              |           |   |                 |              |            |   |                 |              | 292                      | A | Colgate         | 49 37        |
|                           |   |                   |              |           |   |                 |              |            |   |                 |              | 292                      | H | Colgate         | 64 56        |
|                           |   |                   |              |           |   |                 |              |            |   |                 |              | 329                      | A | Lafayette       | 59 <b>63</b> |
|                           |   |                   |              |           |   |                 |              |            |   |                 |              | 329                      | H | Lafayette       | 51 <b>60</b> |
|                           |   |                   |              |           |   |                 |              |            |   |                 |              | 343                      | A | Boston U.       | 59 <b>63</b> |
|                           |   |                   |              |           |   |                 |              |            |   |                 |              | 343                      | H | Boston U.       | 79 33        |
|                           |   |                   |              |           |   |                 |              |            |   |                 |              | 343                      | H | Boston U.       | 61 53        |
| LAST 12 Division I GAMES: |   |                   |              |           |   |                 |              |            |   |                 |              |                          |   |                 |              |
|                           |   |                   |              | 90        | A | Bucknell        | 65 <b>73</b> | 329        | A | Lafayette       | 59 <b>63</b> |                          |   |                 |              |
|                           |   |                   |              | 343       | H | Boston U.       | 61 53        | 68         | A | Army West Point | 51 <b>87</b> |                          |   |                 |              |
|                           |   |                   |              | 232       | H | Navy            | 61 56        | 343        | H | Boston U.       | 79 33        |                          |   |                 |              |
|                           |   |                   |              | 222       | H | Loyola Maryland | 50 <b>55</b> | 216        | H | Lehigh          | 52 <b>61</b> |                          |   |                 |              |
|                           |   |                   |              | 232       | A | Navy            | 52 <b>65</b> | 90         | A | Bucknell        | 54 <b>60</b> |                          |   |                 |              |
|                           |   |                   |              | 255       | H | Holy Cross      | 50 <b>59</b> | 292        | H | Colgate         | 64 56        |                          |   |                 |              |

Non-Div I Games:

American

■ Loss, 
 ■ Non-Conf, S Site, 
 ■ Home 
 ■ Away 
 N Neutral

|                              |               |            |                |             |               |            |            |           |           |
|------------------------------|---------------|------------|----------------|-------------|---------------|------------|------------|-----------|-----------|
| Average RPI Win: <b>221</b>  | WON-LOST      | WINNING    | LAST 10        | STRENGTH OF | OPP. STRENGTH | TEAM       | ADJ.       | CONF.     | ADJ CONF. |
| Average RPI Loss: <b>162</b> | RECORD        | PCT. RANK  | GAMES          | SCHEDULE    | OF SCHEDULE   | RPI        | RPI        | RPI       | RPI       |
| DIV. I ONLY                  | <b>10- 19</b> | <b>258</b> | <b>4- 6</b>    | <b>197</b>  | <b>198</b>    | <b>261</b> | <b>261</b> | <b>15</b> | <b>15</b> |
| DIV. I NON-CONF.             | <b>3- 6</b>   | <b>234</b> | <b>0- 0</b>    | <b>214</b>  | <b>211</b>    | <b>272</b> | <b>272</b> | <b>14</b> | <b>14</b> |
| TOTALS                       | RPI 1-25      | RPI 26-50  | W-L RECORDS    | RPI 51-100  | RPI 101-150   | RPI 150+   |            |           |           |
| 10- 19                       | 0- 0          | 0- 2       | OVERALL        | 0- 1        | 2- 7          | 8- 9       |            |           |           |
| 6- 8                         | 0- 0          | 0- 1       | HOME           | 0- 0        | 1- 4          | 5- 3       |            |           |           |
| 4- 9                         | 0- 0          | 0- 1       | AWAY           | 0- 0        | 1- 3          | 3- 5       |            |           |           |
| 0- 2                         | 0- 0          | 0- 0       | NEUTRAL        | 0- 1        | 0- 0          | 0- 1       |            |           |           |
| 3- 6                         | 0- 0          | 0- 0       | NON-CONFERENCE | 0- 1        | 0- 1          | 3- 4       |            |           |           |
| 3- 1                         | 0- 0          | 0- 0       | HOME           | 0- 0        | 0- 1          | 3- 0       |            |           |           |
| 0- 3                         | 0- 0          | 0- 0       | AWAY           | 0- 0        | 0- 0          | 0- 3       |            |           |           |
| 0- 2                         | 0- 0          | 0- 0       | NEUTRAL        | 0- 1        | 0- 0          | 0- 1       |            |           |           |
| 7- 13                        | 0- 0          | 0- 2       | CONFERENCE     | 0- 0        | 2- 6          | 5- 5       |            |           |           |
| 3- 7                         | 0- 0          | 0- 1       | HOME           | 0- 0        | 1- 3          | 2- 3       |            |           |           |
| 4- 6                         | 0- 0          | 0- 1       | AWAY           | 0- 0        | 1- 3          | 3- 2       |            |           |           |
| 0- 0                         | 0- 0          | 0- 0       | NEUTRAL        | 0- 0        | 0- 0          | 0- 0       |            |           |           |

| RPI S                     | Opponent       | Score         | RPI S | Opponent        | Score        | RPI S | Opponent       | Score        | RPI S | Opponent             | Score         | Team's RPI: 261 |
|---------------------------|----------------|---------------|-------|-----------------|--------------|-------|----------------|--------------|-------|----------------------|---------------|-----------------|
| 39                        | A Arkansas St. | 60 <b>83</b>  | 39    | H Arkansas St.  | 74 <b>83</b> | 61    | N South Dakota | 60 <b>87</b> | 104   | A Little Rock        | 50 <b>67</b>  |                 |
|                           |                |               |       |                 |              |       |                |              | 104   | H Little Rock        | 67 <b>72</b>  |                 |
|                           |                |               |       |                 |              |       |                |              | 127   | H Liberty            | 68 <b>74</b>  |                 |
|                           |                |               |       |                 |              |       |                |              | 133   | A La.-Lafayette      | 51 <b>60</b>  |                 |
|                           |                |               |       |                 |              |       |                |              | 133   | H La.-Lafayette      | 76 59         |                 |
|                           |                |               |       |                 |              |       |                |              | 142   | A Troy               | 96 81         |                 |
|                           |                |               |       |                 |              |       |                |              | 142   | H Troy               | 89 <b>100</b> |                 |
|                           |                |               |       |                 |              |       |                |              | 146   | A UT Arlington       | 58 <b>65</b>  |                 |
|                           |                |               |       |                 |              |       |                |              | 146   | H UT Arlington       | 45 <b>76</b>  |                 |
|                           |                |               |       |                 |              |       |                |              | 153   | A North Carolina     | 59 <b>68</b>  |                 |
|                           |                |               |       |                 |              |       |                |              | 160   | A Alabama            | 59 <b>93</b>  |                 |
|                           |                |               |       |                 |              |       |                |              | 166   | H ETSU               | 70 52         |                 |
|                           |                |               |       |                 |              |       |                |              | 185   | A South Ala.         | 55 <b>71</b>  |                 |
|                           |                |               |       |                 |              |       |                |              | 185   | H South Ala.         | 54 <b>68</b>  |                 |
|                           |                |               |       |                 |              |       |                |              | 198   | H Richmond           | 73 59         |                 |
|                           |                |               |       |                 |              |       |                |              | 215   | H Furman             | 92 78         |                 |
|                           |                |               |       |                 |              |       |                |              | 226   | A Col. of Charleston | 50 <b>60</b>  |                 |
|                           |                |               |       |                 |              |       |                |              | 243   | A Texas St.          | 76 <b>87</b>  |                 |
|                           |                |               |       |                 |              |       |                |              | 243   | H Texas St.          | 90 71         |                 |
|                           |                |               |       |                 |              |       |                |              | 272   | A Georgia St.        | 72 69         |                 |
|                           |                |               |       |                 |              |       |                |              | 272   | H Georgia St.        | 75 <b>80</b>  |                 |
|                           |                |               |       |                 |              |       |                |              | 274   | A La.-Monroe         | 57 54         |                 |
|                           |                |               |       |                 |              |       |                |              | 274   | H La.-Monroe         | 64 52         |                 |
|                           |                |               |       |                 |              |       |                |              | 291   | A Ga. Southern       | 68 62         |                 |
|                           |                |               |       |                 |              |       |                |              | 291   | H Ga. Southern       | 50 <b>65</b>  |                 |
|                           |                |               |       |                 |              |       |                |              | 322   | N Delaware St.       | 69 <b>76</b>  |                 |
| LAST 12 Division I GAMES: |                |               |       |                 |              |       |                |              |       |                      |               |                 |
| 39                        | H Arkansas St. | 74 <b>83</b>  | 146   | A UT Arlington  | 58 <b>65</b> |       |                |              |       |                      |               |                 |
| 104                       | H Little Rock  | 67 <b>72</b>  | 243   | A Texas St.     | 76 <b>87</b> |       |                |              |       |                      |               |                 |
| 272                       | A Georgia St.  | 72 69         | 274   | H La.-Monroe    | 64 52        |       |                |              |       |                      |               |                 |
| 291                       | A Ga. Southern | 68 62         | 133   | H La.-Lafayette | 76 59        |       |                |              |       |                      |               |                 |
| 142                       | H Troy         | 89 <b>100</b> | 185   | A South Ala.    | 55 <b>71</b> |       |                |              |       |                      |               |                 |
| 185                       | H South Ala.   | 54 <b>68</b>  | 142   | A Troy          | 96 81        |       |                |              |       |                      |               |                 |

Non-Div I Games:

Appalachian St.

■ Loss, 
 ■ Non-Conf, S Site, 
 ■ Home 
 ■ Away 
 N Neutral

# Arizona

Through Games Of March 7, 2016

| Average RPI Win:  | 166      | WON-LOST  | WINNING        | LAST 10    | STRENGTH OF | OPP. STRENGTH | TEAM | ADJ. | CONF. | ADJ CONF. |
|-------------------|----------|-----------|----------------|------------|-------------|---------------|------|------|-------|-----------|
| Average RPI Loss: | 52       | RECORD    | PCT. RANK      | GAMES      | SCHEDULE    | OF SCHEDULE   | RPI  | RPI  | RPI   | RPI       |
| DIV. I ONLY       | 13- 19   | 229       | 2- 8           | 31         | 26          | 122           | 122  | 1    | 1     |           |
| DIV. I NON-CONF.  | 9- 3     | 69        | 0- 0           | 133        | 229         | 85            | 85   | 1    | 1     |           |
| TOTALS            | RPI 1-25 | RPI 26-50 | W-L RECORDS    | RPI 51-100 | RPI 101-150 | RPI 150+      |      |      |       |           |
| 13- 19            | 0- 8     | 0- 2      | OVERALL        | 3- 8       | 2- 0        | 8- 1          |      |      |       |           |
| 8- 7              | 0- 3     | 0- 1      | HOME           | 1- 3       | 1- 0        | 6- 0          |      |      |       |           |
| 3- 9              | 0- 1     | 0- 0      | AWAY           | 1- 1       | 1- 0        | 1- 0          |      |      |       |           |
| 2- 3              | 0- 1     | 0- 0      | NEUTRAL        | 1- 1       | 0- 0        | 1- 1          |      |      |       |           |
| 9- 3              | 0- 0     | 0- 0      | NON-CONFERENCE | 0- 2       | 2- 0        | 7- 1          |      |      |       |           |
| 6- 0              | 0- 0     | 0- 0      | HOME           | 0- 0       | 1- 0        | 5- 0          |      |      |       |           |
| 2- 1              | 0- 0     | 0- 0      | AWAY           | 0- 1       | 1- 0        | 1- 0          |      |      |       |           |
| 1- 2              | 0- 0     | 0- 0      | NEUTRAL        | 0- 1       | 0- 0        | 1- 1          |      |      |       |           |
| 4- 16             | 0- 8     | 0- 2      | CONFERENCE     | 3- 6       | 0- 0        | 1- 0          |      |      |       |           |
| 2- 7              | 0- 3     | 0- 1      | HOME           | 1- 3       | 0- 0        | 1- 0          |      |      |       |           |
| 1- 8              | 0- 4     | 0- 1      | AWAY           | 1- 3       | 0- 0        | 0- 0          |      |      |       |           |
| 1- 1              | 0- 1     | 0- 0      | NEUTRAL        | 1- 0       | 0- 0        | 0- 0          |      |      |       |           |

| RPI                       | S | Opponent                 | Score | RPI | S | Opponent                 | Score | RPI | S | Opponent            | Score | RPI | S | Opponent       | Score | Team's RPI: 122 |
|---------------------------|---|--------------------------|-------|-----|---|--------------------------|-------|-----|---|---------------------|-------|-----|---|----------------|-------|-----------------|
| 5                         | A | Oregon St.               | 43 71 | 32  | A | Washington               | 47 63 | 55  | A | Southern California | 63 56 | 105 | A | Toledo         | 62 59 |                 |
| 9                         | A | UCLA                     | 53 80 | 32  | H | Washington               | 52 74 | 55  | H | Southern California | 57 67 | 108 | H | New Mexico St. | 68 64 |                 |
| 9                         | H | UCLA                     | 39 73 |     |   |                          |       | 67  | N | FGCU                | 55 57 | 169 | H | George Mason   | 68 60 |                 |
| 9                         | N | UCLA                     | 51 72 |     |   |                          |       | 82  | A | San Diego           | 54 59 | 173 | H | Pacific        | 69 56 |                 |
| 10                        | A | Stanford                 | 58 82 |     |   |                          |       | 84  | A | Oregon              | 54 76 | 183 | H | Louisiana Tech | 77 67 |                 |
| 10                        | H | Stanford                 | 34 59 |     |   |                          |       | 84  | N | Oregon              | 74 68 | 195 | N | SMU            | 46 58 |                 |
| 11                        | A | Arizona St.              | 49 61 |     |   |                          |       | 85  | A | California          | 56 75 | 201 | H | Colorado       | 63 52 |                 |
| 11                        | H | Arizona St.              | 47 62 |     |   |                          |       | 85  | H | California          | 57 52 | 206 | N | Gardner-Webb   | 79 60 |                 |
|                           |   |                          |       |     |   |                          |       | 87  | H | Utah                | 55 60 | 220 | H | Kansas         | 67 52 |                 |
|                           |   |                          |       |     |   |                          |       | 96  | A | Washington St.      | 46 67 | 238 | A | North Texas    | 51 44 |                 |
|                           |   |                          |       |     |   |                          |       | 96  | H | Washington St.      | 61 62 | 328 | H | Howard         | 65 28 |                 |
| LAST 12 Division I GAMES: |   |                          |       |     |   |                          |       |     |   |                     |       |     |   |                |       |                 |
|                           |   | 9 N UCLA                 | 51 72 |     |   | 85 A California          | 56 75 |     |   |                     |       |     |   |                |       |                 |
|                           |   | 84 N Oregon              | 74 68 |     |   | 10 A Stanford            | 58 82 |     |   |                     |       |     |   |                |       |                 |
|                           |   | 55 A Southern California | 63 56 |     |   | 9 H UCLA                 | 39 73 |     |   |                     |       |     |   |                |       |                 |
|                           |   | 9 A UCLA                 | 53 80 |     |   | 55 H Southern California | 57 67 |     |   |                     |       |     |   |                |       |                 |
|                           |   | 96 H Washington St.      | 61 62 |     |   | 84 A Oregon              | 54 76 |     |   |                     |       |     |   |                |       |                 |
|                           |   | 32 H Washington          | 52 74 |     |   | 5 A Oregon St.           | 43 71 |     |   |                     |       |     |   |                |       |                 |

Non-Div I Games:

Arizona

Loss, Non-Conf, S Site, H Home A Away N Neutral

|                   |          |           |                |            |             |               |      |      |       |           |
|-------------------|----------|-----------|----------------|------------|-------------|---------------|------|------|-------|-----------|
| Average RPI Win:  | 104      | WON-LOST  | WINNING        | LAST 10    | STRENGTH OF | OPP. STRENGTH | TEAM | ADJ. | CONF. | ADJ CONF. |
| Average RPI Loss: | 31       | RECORD    | PCT. RANK      | GAMES      | SCHEDULE    | OF SCHEDULE   | RPI  | RPI  | RPI   | RPI       |
| DIV. I ONLY       | 25- 6    | 27        | 7- 3           | 19         | 2           | 11            | 11   | 1    | 1     |           |
| DIV. I NON-CONF.  | 9- 3     | 69        | 0- 0           | 35         | 17          | 40            | 40   | 1    | 1     |           |
| TOTALS            | RPI 1-25 | RPI 26-50 | W-L RECORDS    | RPI 51-100 | RPI 101-150 | RPI 150+      |      |      |       |           |
| 25- 6             | 5- 4     | 2- 0      | OVERALL        | 9- 2       | 3- 0        | 6- 0          |      |      |       |           |
| 13- 2             | 3- 1     | 1- 0      | HOME           | 5- 1       | 1- 0        | 3- 0          |      |      |       |           |
| 11- 2             | 2- 2     | 1- 0      | AWAY           | 4- 0       | 2- 0        | 2- 0          |      |      |       |           |
| 1- 2              | 0- 1     | 0- 0      | NEUTRAL        | 0- 1       | 0- 0        | 1- 0          |      |      |       |           |
| 9- 3              | 2- 2     | 0- 0      | NON-CONFERENCE | 1- 1       | 1- 0        | 5- 0          |      |      |       |           |
| 4- 2              | 1- 1     | 0- 0      | HOME           | 1- 1       | 0- 0        | 2- 0          |      |      |       |           |
| 4- 0              | 1- 0     | 0- 0      | AWAY           | 0- 0       | 1- 0        | 2- 0          |      |      |       |           |
| 1- 1              | 0- 1     | 0- 0      | NEUTRAL        | 0- 0       | 0- 0        | 1- 0          |      |      |       |           |
| 16- 3             | 3- 2     | 2- 0      | CONFERENCE     | 8- 1       | 2- 0        | 1- 0          |      |      |       |           |
| 9- 0              | 2- 0     | 1- 0      | HOME           | 4- 0       | 1- 0        | 1- 0          |      |      |       |           |
| 7- 2              | 1- 2     | 1- 0      | AWAY           | 4- 0       | 1- 0        | 0- 0          |      |      |       |           |
| 0- 1              | 0- 0     | 0- 0      | NEUTRAL        | 0- 1       | 0- 0        | 0- 0          |      |      |       |           |

| RPI 1-25                  |   |                     |       | Team's RPI: 11 |  |  |  | RPI 26-50 |   |                     |       | RPI 51-100 |  |  |  | RPI 101+ |   |                     |       |
|---------------------------|---|---------------------|-------|----------------|--|--|--|-----------|---|---------------------|-------|------------|--|--|--|----------|---|---------------------|-------|
| RPI                       | S | Opponent            | Score |                |  |  |  | RPI       | S | Opponent            | Score |            |  |  |  | RPI      | S | Opponent            | Score |
| 4                         | N | South Carolina      | 58 60 |                |  |  |  | 32        | A | Washington          | 68 61 |            |  |  |  | 55       | A | Southern California | 50 45 |
| 5                         | A | Oregon St.          | 44 67 |                |  |  |  | 32        | H | Washington          | 77 57 |            |  |  |  | 55       | H | Southern California | 69 68 |
| 9                         | A | UCLA                | 61 74 |                |  |  |  |           |   |                     |       |            |  |  |  | 70       | H | VCU                 | 48 57 |
| 9                         | H | UCLA                | 65 61 |                |  |  |  |           |   |                     |       |            |  |  |  | 84       | A | Oregon              | 63 58 |
| 10                        | A | Stanford            | 63 61 |                |  |  |  |           |   |                     |       |            |  |  |  | 85       | A | California          | 64 49 |
| 10                        | H | Stanford            | 49 31 |                |  |  |  |           |   |                     |       |            |  |  |  | 85       | H | California          | 57 49 |
| 12                        | H | Kentucky            | 64 68 |                |  |  |  |           |   |                     |       |            |  |  |  | 85       | N | California          | 64 75 |
| 13                        | A | Syracuse            | 61 54 |                |  |  |  |           |   |                     |       |            |  |  |  | 87       | H | Utah                | 80 60 |
| 16                        | H | Florida St.         | 68 56 |                |  |  |  |           |   |                     |       |            |  |  |  | 96       | A | Washington St.      | 63 45 |
|                           |   |                     |       |                |  |  |  |           |   |                     |       |            |  |  |  | 96       | H | Washington St.      | 61 39 |
|                           |   |                     |       |                |  |  |  |           |   |                     |       |            |  |  |  | 99       | H | Marquette           | 90 80 |
| LAST 12 Division I GAMES: |   |                     |       |                |  |  |  |           |   |                     |       |            |  |  |  |          |   |                     |       |
| 85                        | N | California          | 64 75 |                |  |  |  | 85        | A | California          | 64 49 |            |  |  |  |          |   |                     |       |
| 9                         | A | UCLA                | 61 74 |                |  |  |  | 55        | H | Southern California | 69 68 |            |  |  |  |          |   |                     |       |
| 55                        | A | Southern California | 50 45 |                |  |  |  | 9         | H | UCLA                | 65 61 |            |  |  |  |          |   |                     |       |
| 32                        | H | Washington          | 77 57 |                |  |  |  | 5         | A | Oregon St.          | 44 67 |            |  |  |  |          |   |                     |       |
| 96                        | H | Washington St.      | 61 39 |                |  |  |  | 84        | A | Oregon              | 63 58 |            |  |  |  |          |   |                     |       |
| 10                        | A | Stanford            | 63 61 |                |  |  |  | 122       | A | Arizona             | 62 47 |            |  |  |  |          |   |                     |       |

Non-Div I Games:

Arizona St.

|                   |          |           |                |            |             |               |      |      |       |           |
|-------------------|----------|-----------|----------------|------------|-------------|---------------|------|------|-------|-----------|
| Average RPI Win:  | 299      | WON-LOST  | WINNING        | LAST 10    | STRENGTH OF | OPP. STRENGTH | TEAM | ADJ. | CONF. | ADJ CONF. |
| Average RPI Loss: | 203      | RECORD    | PCT. RANK      | GAMES      | SCHEDULE    | OF SCHEDULE   | RPI  | RPI  | RPI   | RPI       |
| DIV. I ONLY       | 6- 19    | 300       | 4- 6           | 325        | 324         | 334           | 334  | 31   | 31    |           |
| DIV. I NON-CONF.  | 0- 7     | 338       | 0- 0           | 196        | 9           | 323           | 323  | 31   | 31    |           |
| TOTALS            | RPI 1-25 | RPI 26-50 | W-L RECORDS    | RPI 51-100 | RPI 101-150 | RPI 150+      |      |      |       |           |
| 6- 19             | 0- 0     | 0- 1      | OVERALL        | 0- 1       | 0- 3        | 6- 14         |      |      |       |           |
| 5- 4              | 0- 0     | 0- 0      | HOME           | 0- 0       | 0- 0        | 5- 4          |      |      |       |           |
| 1- 15             | 0- 0     | 0- 1      | AWAY           | 0- 0       | 0- 2        | 1- 4          |      |      |       |           |
| 0- 0              | 0- 0     | 0- 0      | NEUTRAL        | 0- 0       | 0- 0        | 0- 0          |      |      |       |           |
| 0- 7              | 0- 0     | 0- 1      | NON-CONFERENCE | 0- 1       | 0- 3        | 0- 2          |      |      |       |           |
| 0- 0              | 0- 0     | 0- 0      | HOME           | 0- 0       | 0- 0        | 0- 0          |      |      |       |           |
| 0- 7              | 0- 0     | 0- 1      | AWAY           | 0- 1       | 0- 3        | 0- 2          |      |      |       |           |
| 0- 0              | 0- 0     | 0- 0      | NEUTRAL        | 0- 0       | 0- 0        | 0- 0          |      |      |       |           |
| 6- 12             | 0- 0     | 0- 0      | CONFERENCE     | 0- 0       | 0- 0        | 6- 12         |      |      |       |           |
| 5- 4              | 0- 0     | 0- 0      | HOME           | 0- 0       | 0- 0        | 5- 4          |      |      |       |           |
| 1- 8              | 0- 0     | 0- 0      | AWAY           | 0- 0       | 0- 0        | 1- 8          |      |      |       |           |
| 0- 0              | 0- 0     | 0- 0      | NEUTRAL        | 0- 0       | 0- 0        | 0- 0          |      |      |       |           |

| RPI 1-25                  |   |                  | RPI 26-50 |     |   | RPI 51-100   |       |     | RPI 101+ |                  |       | Team's RPI: 334 |
|---------------------------|---|------------------|-----------|-----|---|--------------|-------|-----|----------|------------------|-------|-----------------|
| RPI                       | S | Opponent         | Score     | RPI | S | Opponent     | Score | RPI | S        | Opponent         | Score |                 |
| 45                        | A | Missouri         | 34 85     | 94  | A | Nebraska     | 46 96 | 105 | A        | Toledo           | 47 74 |                 |
|                           |   |                  |           |     |   |              |       | 128 | A        | Iowa St.         | 41 70 |                 |
|                           |   |                  |           |     |   |              |       | 138 | A        | Texas Tech       | 40 84 |                 |
|                           |   |                  |           |     |   |              |       | 155 | A        | Southern U.      | 70 74 |                 |
|                           |   |                  |           |     |   |              |       | 155 | H        | Southern U.      | 61 78 |                 |
|                           |   |                  |           |     |   |              |       | 165 | A        | UAB              | 32 82 |                 |
|                           |   |                  |           |     |   |              |       | 176 | A        | Ole Miss         | 45 80 |                 |
|                           |   |                  |           |     |   |              |       | 186 | A        | Grambling        | 49 67 |                 |
|                           |   |                  |           |     |   |              |       | 186 | H        | Grambling        | 83 68 |                 |
|                           |   |                  |           |     |   |              |       | 234 | A        | Texas Southern   | 30 57 |                 |
|                           |   |                  |           |     |   |              |       | 234 | H        | Texas Southern   | 51 57 |                 |
|                           |   |                  |           |     |   |              |       | 251 | A        | Alabama St.      | 63 72 |                 |
|                           |   |                  |           |     |   |              |       | 251 | H        | Alabama St.      | 53 68 |                 |
|                           |   |                  |           |     |   |              |       | 278 | A        | Prairie View     | 55 70 |                 |
|                           |   |                  |           |     |   |              |       | 278 | H        | Prairie View     | 66 70 |                 |
|                           |   |                  |           |     |   |              |       | 296 | A        | Alcorn           | 53 81 |                 |
|                           |   |                  |           |     |   |              |       | 296 | H        | Alcorn           | 71 69 |                 |
|                           |   |                  |           |     |   |              |       | 308 | A        | Jackson St.      | 66 59 |                 |
|                           |   |                  |           |     |   |              |       | 308 | H        | Jackson St.      | 71 66 |                 |
|                           |   |                  |           |     |   |              |       | 346 | A        | Alabama A&M      | 70 78 |                 |
|                           |   |                  |           |     |   |              |       | 346 | H        | Alabama A&M      | 69 60 |                 |
|                           |   |                  |           |     |   |              |       | 349 | A        | Mississippi Val. | 60 62 |                 |
|                           |   |                  |           |     |   |              |       | 349 | H        | Mississippi Val. | 81 53 |                 |
| LAST 12 Division I GAMES: |   |                  |           |     |   |              |       |     |          |                  |       |                 |
| 349                       | H | Mississippi Val. | 81 53     | 155 | A | Southern U.  | 70 74 | 251 | H        | Alabama St.      | 53 68 |                 |
| 308                       | A | Jackson St.      | 66 59     | 346 | H | Alabama A&M  | 69 60 | 308 | H        | Jackson St.      | 71 66 |                 |
| 186                       | A | Grambling        | 49 67     | 186 | H | Grambling    | 83 68 | 234 | A        | Texas Southern   | 30 57 |                 |
| 234                       | H | Texas Southern   | 51 57     | 278 | H | Prairie View | 66 70 | 296 | A        | Alcorn           | 53 81 |                 |
| 278                       | H | Prairie View     | 66 70     | 296 | A | Alcorn       | 53 81 | 234 | A        | Texas Southern   | 30 57 |                 |
| 296                       | A | Alcorn           | 53 81     |     |   |              |       |     |          |                  |       |                 |

Non-Div I Games: Talladega 73 83 Philander Smith 63 51 Tougaloo 65 51 Talladega 68 55 Ark.-Pine Bluff

Loss, Non-Conf, S Site, H Home A Away N Neutral

## Arkansas

Through Games Of March 7, 2016

|                   |          |           |                |            |             |               |      |      |       |           |
|-------------------|----------|-----------|----------------|------------|-------------|---------------|------|------|-------|-----------|
| Average RPI Win:  | 166      | WON-LOST  | WINNING        | LAST 10    | STRENGTH OF | OPP. STRENGTH | TEAM | ADJ. | CONF. | ADJ CONF. |
| Average RPI Loss: | 55       | RECORD    | PCT. RANK      | GAMES      | SCHEDULE    | OF SCHEDULE   | RPI  | RPI  | RPI   | RPI       |
| DIV. I ONLY       | 12- 18   | 231       | 3- 7           | 48         | 24          | 140           | 140  | 2    | 2     |           |
| DIV. I NON-CONF.  | 5- 8     | 209       | 0- 0           | 201        | 109         | 249           | 249  | 2    | 2     |           |
| TOTALS            | RPI 1-25 | RPI 26-50 | W-L RECORDS    | RPI 51-100 | RPI 101-150 | RPI 150+      |      |      |       |           |
| 12- 18            | 1- 7     | 2- 4      | OVERALL        | 1- 4       | 2- 1        | 6- 2          |      |      |       |           |
| 11- 4             | 1- 2     | 2- 0      | HOME           | 1- 1       | 1- 0        | 6- 1          |      |      |       |           |
| 1- 10             | 0- 3     | 0- 3      | AWAY           | 0- 3       | 1- 0        | 0- 1          |      |      |       |           |
| 0- 4              | 0- 2     | 0- 1      | NEUTRAL        | 0- 0       | 0- 1        | 0- 0          |      |      |       |           |
| 5- 8              | 0- 2     | 0- 0      | NON-CONFERENCE | 0- 3       | 1- 1        | 4- 2          |      |      |       |           |
| 5- 2              | 0- 0     | 0- 0      | HOME           | 0- 1       | 1- 0        | 4- 1          |      |      |       |           |
| 0- 3              | 0- 0     | 0- 0      | AWAY           | 0- 2       | 0- 0        | 0- 1          |      |      |       |           |
| 0- 3              | 0- 2     | 0- 0      | NEUTRAL        | 0- 0       | 0- 1        | 0- 0          |      |      |       |           |
| 7- 10             | 1- 5     | 2- 4      | CONFERENCE     | 1- 1       | 1- 0        | 2- 0          |      |      |       |           |
| 6- 2              | 1- 2     | 2- 0      | HOME           | 1- 0       | 0- 0        | 2- 0          |      |      |       |           |
| 1- 7              | 0- 3     | 0- 3      | AWAY           | 0- 1       | 1- 0        | 0- 0          |      |      |       |           |
| 0- 1              | 0- 0     | 0- 1      | NEUTRAL        | 0- 0       | 0- 0        | 0- 0          |      |      |       |           |

| RPI 1-25                  |   |                 |       | RPI 26-50 |   |                      |       | RPI 51-100 |   |                  |       | RPI 101+ Team's RPI: 140 |   |                  |       |
|---------------------------|---|-----------------|-------|-----------|---|----------------------|-------|------------|---|------------------|-------|--------------------------|---|------------------|-------|
| RPI                       | S | Opponent        | Score | RPI       | S | Opponent             | Score | RPI        | S | Opponent         | Score | RPI                      | S | Opponent         | Score |
| 4                         | A | South Carolina  | 32 85 | 27        | A | Tennessee            | 57 75 | 51         | A | Rutgers          | 40 60 | 121                      | A | LSU              | 48 44 |
| 5                         | N | Oregon St.      | 47 63 | 27        | H | Tennessee            | 64 59 | 57         | A | Auburn           | 60 71 | 133                      | N | La.-Lafayette    | 59 67 |
| 7                         | N | Texas           | 50 61 | 27        | N | Tennessee            | 51 68 | 60         | A | South Dakota St. | 69 76 | 137                      | H | Oral Roberts     | 65 50 |
| 12                        | A | Kentucky        | 63 77 | 38        | A | Georgia              | 57 72 | 74         | H | Vanderbilt       | 57 56 | 160                      | H | Alabama          | 69 67 |
| 19                        | H | Texas A&M       | 67 61 | 45        | A | Missouri             | 48 69 | 91         | H | Missouri St.     | 54 69 | 176                      | H | Ole Miss         | 60 49 |
| 21                        | A | Mississippi St. | 55 80 | 45        | H | Missouri             | 64 52 |            |   |                  |       | 180                      | A | Butler           | 57 63 |
| 21                        | H | Mississippi St. | 55 65 |           |   |                      |       |            |   |                  |       | 193                      | H | Tulsa            | 67 74 |
| 23                        | H | Florida         | 66 71 |           |   |                      |       |            |   |                  |       | 237                      | H | Sam Houston St.  | 67 47 |
|                           |   |                 |       |           |   |                      |       |            |   |                  |       | 319                      | H | Southeastern La. | 97 53 |
|                           |   |                 |       |           |   |                      |       |            |   |                  |       | 331                      | H | New Orleans      | 73 41 |
|                           |   |                 |       |           |   |                      |       |            |   |                  |       | 349                      | H | Mississippi Val. | 86 46 |
| LAST 12 Division I GAMES: |   |                 |       |           |   |                      |       |            |   |                  |       |                          |   |                  |       |
|                           |   | 27 N Tennessee  | 51 68 |           |   | 74 H Vanderbilt      | 57 56 |            |   |                  |       |                          |   |                  |       |
|                           |   | 176 H Ole Miss  | 60 49 |           |   | 27 A Tennessee       | 57 75 |            |   |                  |       |                          |   |                  |       |
|                           |   | 38 A Georgia    | 57 72 |           |   | 21 H Mississippi St. | 55 65 |            |   |                  |       |                          |   |                  |       |
|                           |   | 12 A Kentucky   | 63 77 |           |   | 23 H Florida         | 66 71 |            |   |                  |       |                          |   |                  |       |
|                           |   | 160 H Alabama   | 69 67 |           |   | 57 A Auburn          | 60 71 |            |   |                  |       |                          |   |                  |       |
|                           |   | 45 A Missouri   | 48 69 |           |   | 121 A LSU            | 48 44 |            |   |                  |       |                          |   |                  |       |

Non-Div I Games:

Arkansas

■ Loss, 
 ■ Non-Conf, 
 ■ S Site, 
 ■ H Home 
 ■ A Away 
 N Neutral

|                   |          |           |                |            |             |               |      |      |       |           |
|-------------------|----------|-----------|----------------|------------|-------------|---------------|------|------|-------|-----------|
| Average RPI Win:  | 212      | WON-LOST  | WINNING        | LAST 10    | STRENGTH OF | OPP. STRENGTH | TEAM | ADJ. | CONF. | ADJ CONF. |
| Average RPI Loss: | 66       | RECORD    | PCT. RANK      | GAMES      | SCHEDULE    | OF SCHEDULE   | RPI  | RPI  | RPI   | RPI       |
| DIV. I ONLY       | 25- 4    | 16        | 9- 1           | 167        | 201         | 39            | 39   | 15   | 15    |           |
| DIV. I NON-CONF.  | 6- 3     | 99        | 0- 0           | 86         | 205         | 53            | 53   | 14   | 14    |           |
| TOTALS            | RPI 1-25 | RPI 26-50 | W-L RECORDS    | RPI 51-100 | RPI 101-150 | RPI 150+      |      |      |       |           |
| 25- 4             | 0- 1     | 0- 1      | OVERALL        | 1- 1       | 8- 1        | 16- 0         |      |      |       |           |
| 13- 0             | 0- 0     | 0- 0      | HOME           | 0- 0       | 4- 0        | 9- 0          |      |      |       |           |
| 12- 4             | 0- 1     | 0- 1      | AWAY           | 1- 1       | 4- 1        | 7- 0          |      |      |       |           |
| 0- 0              | 0- 0     | 0- 0      | NEUTRAL        | 0- 0       | 0- 0        | 0- 0          |      |      |       |           |
| 6- 3              | 0- 1     | 0- 1      | NON-CONFERENCE | 1- 1       | 1- 0        | 4- 0          |      |      |       |           |
| 3- 0              | 0- 0     | 0- 0      | HOME           | 0- 0       | 0- 0        | 3- 0          |      |      |       |           |
| 3- 3              | 0- 1     | 0- 1      | AWAY           | 1- 1       | 1- 0        | 1- 0          |      |      |       |           |
| 0- 0              | 0- 0     | 0- 0      | NEUTRAL        | 0- 0       | 0- 0        | 0- 0          |      |      |       |           |
| 19- 1             | 0- 0     | 0- 0      | CONFERENCE     | 0- 0       | 7- 1        | 12- 0         |      |      |       |           |
| 10- 0             | 0- 0     | 0- 0      | HOME           | 0- 0       | 4- 0        | 6- 0          |      |      |       |           |
| 9- 1              | 0- 0     | 0- 0      | AWAY           | 0- 0       | 3- 1        | 6- 0          |      |      |       |           |
| 0- 0              | 0- 0     | 0- 0      | NEUTRAL        | 0- 0       | 0- 0        | 0- 0          |      |      |       |           |

| RPI 1-25                  |   |                 |       | RPI 26-50 |   |               |       | Team's RPI: 39 |   |          |       | RPI 51-100 |   |             |       | RPI 101+ |   |                 |        |
|---------------------------|---|-----------------|-------|-----------|---|---------------|-------|----------------|---|----------|-------|------------|---|-------------|-------|----------|---|-----------------|--------|
| RPI                       | S | Opponent        | Score | RPI       | S | Opponent      | Score | RPI            | S | Opponent | Score | RPI        | S | Opponent    | Score | RPI      | S | Opponent        | Score  |
| 23                        | A | Florida         | 72 76 | 41        | A | Chattanooga   | 54 55 | 67             | A | FGCU     | 62 48 | 104        | A | Little Rock | 69 71 | 104      | H | Little Rock     | 66 53  |
|                           |   |                 |       |           |   |               |       | 94             | A | Nebraska | 71 79 |            |   |             |       | 106      | A | UT Martin       | 76 74  |
|                           |   |                 |       |           |   |               |       |                |   |          |       |            |   |             |       | 133      | A | La.-Lafayette   | 74 62  |
|                           |   |                 |       |           |   |               |       |                |   |          |       |            |   |             |       | 133      | H | La.-Lafayette   | 83 56  |
|                           |   |                 |       |           |   |               |       |                |   |          |       |            |   |             |       | 142      | A | Troy            | 101 81 |
|                           |   |                 |       |           |   |               |       |                |   |          |       |            |   |             |       | 142      | H | Troy            | 94 80  |
|                           |   |                 |       |           |   |               |       |                |   |          |       |            |   |             |       | 146      | A | UT Arlington    | 78 71  |
|                           |   |                 |       |           |   |               |       |                |   |          |       |            |   |             |       | 146      | H | UT Arlington    | 66 44  |
|                           |   |                 |       |           |   |               |       |                |   |          |       |            |   |             |       | 185      | A | South Ala.      | 66 53  |
|                           |   |                 |       |           |   |               |       |                |   |          |       |            |   |             |       | 185      | H | South Ala.      | 58 51  |
|                           |   |                 |       |           |   |               |       |                |   |          |       |            |   |             |       | 243      | A | Texas St.       | 74 59  |
|                           |   |                 |       |           |   |               |       |                |   |          |       |            |   |             |       | 243      | H | Texas St.       | 87 50  |
|                           |   |                 |       |           |   |               |       |                |   |          |       |            |   |             |       | 261      | A | Appalachian St. | 83 74  |
|                           |   |                 |       |           |   |               |       |                |   |          |       |            |   |             |       | 261      | H | Appalachian St. | 83 60  |
|                           |   |                 |       |           |   |               |       |                |   |          |       |            |   |             |       | 270      | H | Austin Peay     | 66 55  |
|                           |   |                 |       |           |   |               |       |                |   |          |       |            |   |             |       | 272      | A | Georgia St.     | 85 64  |
|                           |   |                 |       |           |   |               |       |                |   |          |       |            |   |             |       | 272      | H | Georgia St.     | 75 54  |
|                           |   |                 |       |           |   |               |       |                |   |          |       |            |   |             |       | 274      | A | La.-Monroe      | 78 64  |
|                           |   |                 |       |           |   |               |       |                |   |          |       |            |   |             |       | 274      | H | La.-Monroe      | 66 43  |
|                           |   |                 |       |           |   |               |       |                |   |          |       |            |   |             |       | 279      | A | Tennessee Tech  | 77 55  |
|                           |   |                 |       |           |   |               |       |                |   |          |       |            |   |             |       | 290      | H | Wichita St.     | 67 40  |
|                           |   |                 |       |           |   |               |       |                |   |          |       |            |   |             |       | 291      | A | Ga. Southern    | 79 52  |
|                           |   |                 |       |           |   |               |       |                |   |          |       |            |   |             |       | 291      | H | Ga. Southern    | 77 54  |
|                           |   |                 |       |           |   |               |       |                |   |          |       |            |   |             |       | 296      | H | Alcorn          | 82 50  |
| LAST 12 Division I GAMES: |   |                 |       |           |   |               |       |                |   |          |       |            |   |             |       |          |   |                 |        |
| 261                       | A | Appalachian St. | 83 74 | 274       | A | La.-Monroe    | 78 64 |                |   |          |       |            |   |             |       |          |   |                 |        |
| 104                       | A | Little Rock     | 69 71 | 133       | A | La.-Lafayette | 74 62 |                |   |          |       |            |   |             |       |          |   |                 |        |
| 146                       | H | UT Arlington    | 66 44 | 142       | H | Troy          | 94 80 |                |   |          |       |            |   |             |       |          |   |                 |        |
| 243                       | H | Texas St.       | 87 50 | 185       | H | South Ala.    | 58 51 |                |   |          |       |            |   |             |       |          |   |                 |        |
| 272                       | A | Georgia St.     | 85 64 | 291       | H | Ga. Southern  | 77 54 |                |   |          |       |            |   |             |       |          |   |                 |        |
| 291                       | A | Ga. Southern    | 79 52 | 272       | H | Georgia St.   | 75 54 |                |   |          |       |            |   |             |       |          |   |                 |        |

Non-Div I Games:

Arkansas St.

■ Loss, 
 ■ Non-Conf, 
 ■ S Site, 
 ■ Home 
 ■ A Away 
 N Neutral



Army West Point

Through Games Of March 7, 2016

|                      |          |           |                |             |               |          |      |       |           |
|----------------------|----------|-----------|----------------|-------------|---------------|----------|------|-------|-----------|
| Average RPI Win: 250 | WON-LOST | WINNING   | LAST 10        | STRENGTH OF | OPP. STRENGTH | TEAM     | ADJ. | CONF. | ADJ CONF. |
| Average RPI Loss: 69 | RECORD   | PCT. RANK | GAMES          | SCHEDULE    | OF SCHEDULE   | RPI      | RPI  | RPI   | RPI       |
| DIV. I ONLY          | 26- 2    | 6         | 10- 0          | 313         | 281           | 68       | 68   | 25    | 25        |
| DIV. I NON-CONF.     | 8- 1     | 23        | 0- 0           | 267         | 242           | 72       | 72   | 27    | 27        |
| TOTALS               | RPI 1-25 | RPI 26-50 | W-L RECORDS    | RPI 51-100  | RPI 101-150   | RPI 150+ |      |       |           |
| 26- 2                | 0- 0     | 1- 1      | OVERALL        | 2- 1        | 0- 0          | 23- 0    |      |       |           |
| 14- 0                | 0- 0     | 1- 0      | HOME           | 2- 0        | 0- 0          | 11- 0    |      |       |           |
| 11- 2                | 0- 0     | 0- 1      | AWAY           | 0- 1        | 0- 0          | 11- 0    |      |       |           |
| 1- 0                 | 0- 0     | 0- 0      | NEUTRAL        | 0- 0        | 0- 0          | 1- 0     |      |       |           |
| 8- 1                 | 0- 0     | 1- 1      | NON-CONFERENCE | 1- 0        | 0- 0          | 6- 0     |      |       |           |
| 5- 0                 | 0- 0     | 1- 0      | HOME           | 1- 0        | 0- 0          | 3- 0     |      |       |           |
| 3- 1                 | 0- 0     | 0- 1      | AWAY           | 0- 0        | 0- 0          | 3- 0     |      |       |           |
| 0- 0                 | 0- 0     | 0- 0      | NEUTRAL        | 0- 0        | 0- 0          | 0- 0     |      |       |           |
| 18- 1                | 0- 0     | 0- 0      | CONFERENCE     | 1- 1        | 0- 0          | 17- 0    |      |       |           |
| 9- 0                 | 0- 0     | 0- 0      | HOME           | 1- 0        | 0- 0          | 8- 0     |      |       |           |
| 8- 1                 | 0- 0     | 0- 0      | AWAY           | 0- 1        | 0- 0          | 8- 0     |      |       |           |
| 1- 0                 | 0- 0     | 0- 0      | NEUTRAL        | 0- 0        | 0- 0          | 1- 0     |      |       |           |

| RPI S | Opponent | Score | RPI S | Opponent      | Score | RPI S | Opponent     | Score | RPI S | Opponent               | Score |
|-------|----------|-------|-------|---------------|-------|-------|--------------|-------|-------|------------------------|-------|
| 47    | A Duke   | 61 72 | 48    | H Albany (NY) | 65 62 | 86    | H Quinnipiac | 67 57 | 156   | A Yale                 | 65 61 |
|       |          |       |       |               |       | 90    | A Bucknell   | 69 79 | 216   | A Lehigh               | 69 49 |
|       |          |       |       |               |       | 90    | H Bucknell   | 68 63 | 216   | H Lehigh               | 63 39 |
|       |          |       |       |               |       |       |              |       | 222   | A Loyola Maryland      | 52 44 |
|       |          |       |       |               |       |       |              |       | 222   | H Loyola Maryland      | 70 37 |
|       |          |       |       |               |       |       |              |       | 232   | A Navy                 | 49 34 |
|       |          |       |       |               |       |       |              |       | 232   | N Navy                 | 75 38 |
|       |          |       |       |               |       |       |              |       | 255   | A Holy Cross           | 80 49 |
|       |          |       |       |               |       |       |              |       | 255   | H Holy Cross           | 77 58 |
|       |          |       |       |               |       |       |              |       | 266   | H Pepperdine           | 63 53 |
|       |          |       |       |               |       |       |              |       | 273   | A American             | 52 42 |
|       |          |       |       |               |       |       |              |       | 273   | H American             | 87 51 |
|       |          |       |       |               |       |       |              |       | 275   | H Central Conn. St.    | 81 52 |
|       |          |       |       |               |       |       |              |       | 284   | H Rider                | 57 42 |
|       |          |       |       |               |       |       |              |       | 292   | A Colgate              | 78 55 |
|       |          |       |       |               |       |       |              |       | 292   | H Colgate              | 89 62 |
|       |          |       |       |               |       |       |              |       | 292   | H Colgate              | 67 55 |
|       |          |       |       |               |       |       |              |       | 329   | A Lafayette            | 78 45 |
|       |          |       |       |               |       |       |              |       | 329   | H Lafayette            | 84 57 |
|       |          |       |       |               |       |       |              |       | 337   | A St. Francis Brooklyn | 74 35 |
|       |          |       |       |               |       |       |              |       | 342   | A NJIT                 | 71 35 |
|       |          |       |       |               |       |       |              |       | 343   | A Boston U.            | 79 44 |
|       |          |       |       |               |       |       |              |       | 343   | H Boston U.            | 72 38 |

LAST 12 Division I GAMES:

|     |              |       |     |                   |       |
|-----|--------------|-------|-----|-------------------|-------|
| 292 | H Colgate    | 89 62 | 273 | H American        | 87 51 |
| 343 | A Boston U.  | 79 44 | 292 | A Colgate         | 78 55 |
| 216 | A Lehigh     | 69 49 | 222 | A Loyola Maryland | 52 44 |
| 343 | H Boston U.  | 72 38 | 329 | H Lafayette       | 84 57 |
| 232 | A Navy       | 49 34 | 90  | H Bucknell        | 68 63 |
| 255 | A Holy Cross | 80 49 | 232 | N Navy            | 75 38 |

Non-Div I Games: Emerson 86 47

Army West Point

Loss, Non-Conf, S Site, H Home A Away N Neutral

|                   |          |           |                |            |             |               |      |      |       |           |
|-------------------|----------|-----------|----------------|------------|-------------|---------------|------|------|-------|-----------|
| Average RPI Win:  | 163      | WON-LOST  | WINNING        | LAST 10    | STRENGTH OF | OPP. STRENGTH | TEAM | ADJ. | CONF. | ADJ CONF. |
| Average RPI Loss: | 39       | RECORD    | PCT. RANK      | GAMES      | SCHEDULE    | OF SCHEDULE   | RPI  | RPI  | RPI   | RPI       |
| DIV. I ONLY       | 19- 12   | 108       | 6- 4           | 53         | 42          | 57            | 57   | 2    | 2     |           |
| DIV. I NON-CONF.  | 10- 3    | 61        | 0- 0           | 264        | 155         | 113           | 113  | 2    | 2     |           |
| TOTALS            | RPI 1-25 | RPI 26-50 | W-L RECORDS    | RPI 51-100 | RPI 101-150 | RPI 150+      |      |      |       |           |
| 19- 12            | 2- 6     | 1- 3      | OVERALL        | 2- 2       | 4- 1        | 10- 0         |      |      |       |           |
| 9- 4              | 2- 2     | 0- 1      | HOME           | 1- 0       | 2- 1        | 4- 0          |      |      |       |           |
| 6- 7              | 0- 3     | 0- 2      | AWAY           | 0- 2       | 1- 0        | 5- 0          |      |      |       |           |
| 4- 1              | 0- 1     | 1- 0      | NEUTRAL        | 1- 0       | 1- 0        | 1- 0          |      |      |       |           |
| 10- 3             | 0- 0     | 0- 0      | NON-CONFERENCE | 1- 2       | 2- 1        | 7- 0          |      |      |       |           |
| 4- 1              | 0- 0     | 0- 0      | HOME           | 0- 0       | 1- 1        | 3- 0          |      |      |       |           |
| 3- 2              | 0- 0     | 0- 0      | AWAY           | 0- 2       | 0- 0        | 3- 0          |      |      |       |           |
| 3- 0              | 0- 0     | 0- 0      | NEUTRAL        | 1- 0       | 1- 0        | 1- 0          |      |      |       |           |
| 9- 9              | 2- 6     | 1- 3      | CONFERENCE     | 1- 0       | 2- 0        | 3- 0          |      |      |       |           |
| 5- 3              | 2- 2     | 0- 1      | HOME           | 1- 0       | 1- 0        | 1- 0          |      |      |       |           |
| 3- 5              | 0- 3     | 0- 2      | AWAY           | 0- 0       | 1- 0        | 2- 0          |      |      |       |           |
| 1- 1              | 0- 1     | 1- 0      | NEUTRAL        | 0- 0       | 0- 0        | 0- 0          |      |      |       |           |

| RPI S                     | Opponent          | Score | RPI S | Opponent     | Score | RPI S | Opponent     | Score | RPI S | Opponent           | Score |
|---------------------------|-------------------|-------|-------|--------------|-------|-------|--------------|-------|-------|--------------------|-------|
| 4                         | H South Carolina  | 58 74 | 27    | A Tennessee  | 52 79 | 67    | A FGCU       | 45 52 | 109   | H Virginia         | 52 69 |
| 4                         | N South Carolina  | 48 57 | 38    | A Georgia    | 30 63 | 74    | H Vanderbilt | 53 45 | 121   | A LSU              | 63 53 |
| 12                        | A Kentucky        | 47 54 | 45    | H Missouri   | 55 69 | 81    | N Minnesota  | 81 79 | 140   | H Arkansas         | 71 60 |
| 12                        | H Kentucky        | 66 61 | 45    | N Missouri   | 47 45 | 99    | A Marquette  | 69 70 | 145   | N Boise St.        | 55 53 |
| 19                        | H Texas A&M       | 49 57 |       |              |       |       |              |       | 149   | H East Carolina    | 83 69 |
| 21                        | A Mississippi St. | 45 60 |       |              |       |       |              |       | 160   | A Alabama          | 59 55 |
| 23                        | A Florida         | 49 56 |       |              |       |       |              |       | 160   | H Alabama          | 72 59 |
| 23                        | H Florida         | 80 58 |       |              |       |       |              |       | 165   | H UAB              | 85 71 |
|                           |                   |       |       |              |       |       |              |       | 169   | H George Mason     | 88 59 |
|                           |                   |       |       |              |       |       |              |       | 176   | A Ole Miss         | 65 60 |
|                           |                   |       |       |              |       |       |              |       | 246   | N Coppin St.       | 69 54 |
|                           |                   |       |       |              |       |       |              |       | 293   | A Savannah St.     | 62 40 |
|                           |                   |       |       |              |       |       |              |       | 295   | A Towson           | 74 52 |
|                           |                   |       |       |              |       |       |              |       | 319   | A Southeastern La. | 80 68 |
|                           |                   |       |       |              |       |       |              |       | 326   | H Winthrop         | 76 33 |
| LAST 12 Division I GAMES: |                   |       |       |              |       |       |              |       |       |                    |       |
| 4                         | N South Carolina  | 48 57 | 176   | A Ole Miss   | 65 60 |       |              |       |       |                    |       |
| 45                        | N Missouri        | 47 45 | 160   | A Alabama    | 59 55 |       |              |       |       |                    |       |
| 23                        | A Florida         | 49 56 | 74    | H Vanderbilt | 53 45 |       |              |       |       |                    |       |
| 19                        | H Texas A&M       | 49 57 | 121   | A LSU        | 63 53 |       |              |       |       |                    |       |
| 45                        | H Missouri        | 55 69 | 38    | A Georgia    | 30 63 |       |              |       |       |                    |       |
| 23                        | H Florida         | 80 58 | 140   | H Arkansas   | 71 60 |       |              |       |       |                    |       |

Non-Div I Games:

Auburn

■ Loss, 
 ■ Non-Conf, S Site, 
 ■ Home 
 ■ Away 
 N Neutral

|                   |          |           |                |            |             |               |      |      |       |           |
|-------------------|----------|-----------|----------------|------------|-------------|---------------|------|------|-------|-----------|
| Average RPI Win:  | 250      | WON-LOST  | WINNING        | LAST 10    | STRENGTH OF | OPP. STRENGTH | TEAM | ADJ. | CONF. | ADJ CONF. |
| Average RPI Loss: | 149      | RECORD    | PCT. RANK      | GAMES      | SCHEDULE    | OF SCHEDULE   | RPI  | RPI  | RPI   | RPI       |
| DIV. I ONLY       | 8- 20    | 284       | 3- 7           | 153        | 212         | 270           | 270  | 24   | 24    |           |
| DIV. I NON-CONF.  | 0- 11    | 338       | 0- 0           | 36         | 84          | 276           | 276  | 24   | 24    |           |
| TOTALS            | RPI 1-25 | RPI 26-50 | W-L RECORDS    | RPI 51-100 | RPI 101-150 | RPI 150+      |      |      |       |           |
| 8- 20             | 0- 0     | 0- 3      | OVERALL        | 0- 5       | 1- 4        | 7- 8          |      |      |       |           |
| 7- 3              | 0- 0     | 0- 0      | HOME           | 0- 2       | 1- 1        | 6- 0          |      |      |       |           |
| 1- 15             | 0- 0     | 0- 2      | AWAY           | 0- 3       | 0- 3        | 1- 7          |      |      |       |           |
| 0- 2              | 0- 0     | 0- 1      | NEUTRAL        | 0- 0       | 0- 0        | 0- 1          |      |      |       |           |
| 0- 11             | 0- 0     | 0- 3      | NON-CONFERENCE | 0- 4       | 0- 1        | 0- 3          |      |      |       |           |
| 0- 2              | 0- 0     | 0- 0      | HOME           | 0- 2       | 0- 0        | 0- 0          |      |      |       |           |
| 0- 8              | 0- 0     | 0- 2      | AWAY           | 0- 2       | 0- 1        | 0- 3          |      |      |       |           |
| 0- 1              | 0- 0     | 0- 1      | NEUTRAL        | 0- 0       | 0- 0        | 0- 0          |      |      |       |           |
| 8- 9              | 0- 0     | 0- 0      | CONFERENCE     | 0- 1       | 1- 3        | 7- 5          |      |      |       |           |
| 7- 1              | 0- 0     | 0- 0      | HOME           | 0- 0       | 1- 1        | 6- 0          |      |      |       |           |
| 1- 7              | 0- 0     | 0- 0      | AWAY           | 0- 1       | 0- 2        | 1- 4          |      |      |       |           |
| 0- 1              | 0- 0     | 0- 0      | NEUTRAL        | 0- 0       | 0- 0        | 0- 1          |      |      |       |           |

| RPI S                     | Opponent            | Score | RPI S | Opponent            | Score | RPI S | Opponent            | Score | RPI S | Opponent | Score | Team's RPI: 270 |
|---------------------------|---------------------|-------|-------|---------------------|-------|-------|---------------------|-------|-------|----------|-------|-----------------|
| 35                        | A Western Ky.       | 69 88 | 56    | A Ball St.          | 44 72 | 103   | A Wright St.        | 56 77 |       |          |       |                 |
| 39                        | A Arkansas St.      | 55 66 | 66    | H Middle Tenn.      | 55 86 | 106   | A UT Martin         | 51 75 |       |          |       |                 |
| 46                        | N Indiana           | 58 90 | 74    | A Vanderbilt        | 56 73 | 106   | H UT Martin         | 80 70 |       |          |       |                 |
|                           |                     |       | 78    | A Belmont           | 82 88 | 147   | A SIUE              | 75 94 |       |          |       |                 |
|                           |                     |       | 85    | H California        | 58 67 | 147   | H SIUE              | 61 72 |       |          |       |                 |
|                           |                     |       |       |                     |       | 166   | A ETSU              | 76 80 |       |          |       |                 |
|                           |                     |       |       |                     |       | 177   | H Eastern Ky.       | 94 66 |       |          |       |                 |
|                           |                     |       |       |                     |       | 177   | N Eastern Ky.       | 68 82 |       |          |       |                 |
|                           |                     |       |       |                     |       | 230   | A Southeast Mo. St. | 69 71 |       |          |       |                 |
|                           |                     |       |       |                     |       | 230   | H Southeast Mo. St. | 74 71 |       |          |       |                 |
|                           |                     |       |       |                     |       | 257   | A Tennessee St.     | 58 66 |       |          |       |                 |
|                           |                     |       |       |                     |       | 264   | A Murray St.        | 72 75 |       |          |       |                 |
|                           |                     |       |       |                     |       | 264   | H Murray St.        | 81 72 |       |          |       |                 |
|                           |                     |       |       |                     |       | 279   | H Tennessee Tech    | 91 75 |       |          |       |                 |
|                           |                     |       |       |                     |       | 282   | A Miami (OH)        | 60 75 |       |          |       |                 |
|                           |                     |       |       |                     |       | 286   | A Kennesaw St.      | 65 73 |       |          |       |                 |
|                           |                     |       |       |                     |       | 298   | H Jacksonville St.  | 61 59 |       |          |       |                 |
|                           |                     |       |       |                     |       | 306   | A Morehead St.      | 96 75 |       |          |       |                 |
|                           |                     |       |       |                     |       | 340   | A Eastern Ill.      | 56 64 |       |          |       |                 |
|                           |                     |       |       |                     |       | 340   | H Eastern Ill.      | 80 45 |       |          |       |                 |
| LAST 12 Division I GAMES: |                     |       |       |                     |       |       |                     |       |       |          |       |                 |
| 177                       | N Eastern Ky.       | 68 82 | 264   | A Murray St.        | 72 75 |       |                     |       |       |          |       |                 |
| 230                       | H Southeast Mo. St. | 74 71 | 106   | A UT Martin         | 51 75 |       |                     |       |       |          |       |                 |
| 264                       | H Murray St.        | 81 72 | 230   | A Southeast Mo. St. | 69 71 |       |                     |       |       |          |       |                 |
| 147                       | A SIUE              | 75 94 | 147   | H SIUE              | 61 72 |       |                     |       |       |          |       |                 |
| 106                       | H UT Martin         | 80 70 | 340   | H Eastern Ill.      | 80 45 |       |                     |       |       |          |       |                 |
| 340                       | A Eastern Ill.      | 56 64 | 306   | A Morehead St.      | 96 75 |       |                     |       |       |          |       |                 |

Non-Div I Games: Trevecca Nazarene 97 75 Christian Bros. 74 55

Austin Peay

■ Loss, 
 ■ Non-Conf, 
 ■ S Site, 
 ■ Home 
 ■ A Away 
 N Neutral

| BYU               |          |           |                | STRENGTH OF |             | OPP. STRENGTH | TEAM | ADJ. | CONF. | ADJ CONF. |
|-------------------|----------|-----------|----------------|-------------|-------------|---------------|------|------|-------|-----------|
| Average RPI Win:  | 153      | WON-LOST  | WINNING        | LAST 10     | SCHEDULE    | OF SCHEDULE   | RPI  | RPI  | RPI   | RPI       |
| Average RPI Loss: | 61       | RECORD    | PCT. RANK      | GAMES       |             |               |      |      |       |           |
| DIV. I ONLY       | 25- 5    | 21        | 9- 1           | 57          | 95          | 14            | 14   | 8    | 8     |           |
| DIV. I NON-CONF.  | 7- 3     | 91        | 0- 0           | 16          | 69          | 16            | 16   | 9    | 9     |           |
| TOTALS            | RPI 1-25 | RPI 26-50 | W-L RECORDS    | RPI 51-100  | RPI 101-150 | RPI 150+      |      |      |       |           |
| 25- 5             | 1- 0     | 0- 3      | OVERALL        | 9- 1        | 3- 1        | 12- 0         |      |      |       |           |
| 12- 0             | 0- 0     | 0- 0      | HOME           | 5- 0        | 1- 0        | 6- 0          |      |      |       |           |
| 8- 4              | 0- 0     | 0- 2      | AWAY           | 3- 1        | 0- 1        | 5- 0          |      |      |       |           |
| 5- 1              | 1- 0     | 0- 1      | NEUTRAL        | 1- 0        | 2- 0        | 1- 0          |      |      |       |           |
| 7- 3              | 1- 0     | 0- 3      | NON-CONFERENCE | 1- 0        | 2- 0        | 3- 0          |      |      |       |           |
| 3- 0              | 0- 0     | 0- 0      | HOME           | 1- 0        | 0- 0        | 2- 0          |      |      |       |           |
| 1- 2              | 0- 0     | 0- 2      | AWAY           | 0- 0        | 0- 0        | 1- 0          |      |      |       |           |
| 3- 1              | 1- 0     | 0- 1      | NEUTRAL        | 0- 0        | 2- 0        | 0- 0          |      |      |       |           |
| 18- 2             | 0- 0     | 0- 0      | CONFERENCE     | 8- 1        | 1- 1        | 9- 0          |      |      |       |           |
| 9- 0              | 0- 0     | 0- 0      | HOME           | 4- 0        | 1- 0        | 4- 0          |      |      |       |           |
| 7- 2              | 0- 0     | 0- 0      | AWAY           | 3- 1        | 0- 1        | 4- 0          |      |      |       |           |
| 2- 0              | 0- 0     | 0- 0      | NEUTRAL        | 1- 0        | 0- 0        | 1- 0          |      |      |       |           |

| RPI 1-25 Team's RPI: 14   |   |           |       | RPI 26-50 |   |              |       | RPI 51-100 |   |                  |       | RPI 101+ |   |                  |       |
|---------------------------|---|-----------|-------|-----------|---|--------------|-------|------------|---|------------------|-------|----------|---|------------------|-------|
| RPI                       | S | Opponent  | Score | RPI       | S | Opponent     | Score | RPI        | S | Opponent         | Score | RPI      | S | Opponent         | Score |
| 19                        | N | Texas A&M | 72 64 | 29        | A | Oklahoma     | 47 73 | 52         | A | St. Mary's (CA)  | 65 44 | 113      | A | Gonzaga          | 55 73 |
|                           |   |           |       | 38        | N | Georgia      | 58 66 | 52         | H | St. Mary's (CA)  | 65 59 | 113      | H | Gonzaga          | 58 54 |
|                           |   |           |       | 44        | A | Colorado St. | 55 61 | 62         | A | Santa Clara      | 68 63 | 119      | N | Hawaii           | 67 56 |
|                           |   |           |       |           |   |              |       | 62         | H | Santa Clara      | 70 63 | 131      | N | Penn St.         | 63 51 |
|                           |   |           |       |           |   |              |       | 62         | N | Santa Clara      | 87 67 | 173      | A | Pacific          | 67 57 |
|                           |   |           |       |           |   |              |       | 80         | A | San Francisco    | 66 57 | 173      | H | Pacific          | 79 62 |
|                           |   |           |       |           |   |              |       | 80         | H | San Francisco    | 65 62 | 184      | A | Weber St.        | 68 51 |
|                           |   |           |       |           |   |              |       | 82         | A | San Diego        | 65 78 | 210      | H | Utah Valley      | 78 62 |
|                           |   |           |       |           |   |              |       | 82         | H | San Diego        | 68 60 | 223      | H | Utah St.         | 81 69 |
|                           |   |           |       |           |   |              |       | 87         | H | Utah             | 73 59 | 240      | A | Loyola Marymount | 82 75 |
|                           |   |           |       |           |   |              |       |            |   |                  |       | 240      | H | Loyola Marymount | 75 61 |
|                           |   |           |       |           |   |              |       |            |   |                  |       | 266      | A | Pepperdine       | 77 66 |
|                           |   |           |       |           |   |              |       |            |   |                  |       | 266      | H | Pepperdine       | 69 64 |
|                           |   |           |       |           |   |              |       |            |   |                  |       | 266      | N | Pepperdine       | 72 59 |
|                           |   |           |       |           |   |              |       |            |   |                  |       | 288      | A | Portland         | 84 59 |
|                           |   |           |       |           |   |              |       |            |   |                  |       | 288      | H | Portland         | 78 66 |
| LAST 12 Division I GAMES: |   |           |       |           |   |              |       |            |   |                  |       |          |   |                  |       |
|                           |   |           |       | 62        | N | Santa Clara  | 87 67 | 80         | H | San Francisco    | 65 62 |          |   |                  |       |
|                           |   |           |       | 266       | N | Pepperdine   | 72 59 | 52         | A | St. Mary's (CA)  | 65 44 |          |   |                  |       |
|                           |   |           |       | 113       | A | Gonzaga      | 55 73 | 173        | A | Pacific          | 67 57 |          |   |                  |       |
|                           |   |           |       | 288       | A | Portland     | 84 59 | 266        | A | Pepperdine       | 77 66 |          |   |                  |       |
|                           |   |           |       | 82        | H | San Diego    | 68 60 | 240        | A | Loyola Marymount | 82 75 |          |   |                  |       |
|                           |   |           |       | 62        | H | Santa Clara  | 70 63 | 266        | H | Pepperdine       | 69 64 |          |   |                  |       |

Non-Div I Games: BYU-Hawaii 85 40

BYU

Loss, Non-Conf, S Site, H Home A Away N Neutral

|                   |          |           |                |            |             |               |      |      |       |           |
|-------------------|----------|-----------|----------------|------------|-------------|---------------|------|------|-------|-----------|
| Average RPI Win:  | 177      | WON-LOST  | WINNING        | LAST 10    | STRENGTH OF | OPP. STRENGTH | TEAM | ADJ. | CONF. | ADJ CONF. |
| Average RPI Loss: | 88       | RECORD    | PCT. RANK      | GAMES      | SCHEDULE    | OF SCHEDULE   | RPI  | RPI  | RPI   | RPI       |
| DIV. I ONLY       | 20- 8    | 61        | 7- 3           | 86         | 119         | 56            | 56   | 11   | 11    |           |
| DIV. I NON-CONF.  | 7- 3     | 91        | 0- 0           | 199        | 95          | 97            | 97   | 13   | 13    |           |
| TOTALS            | RPI 1-25 | RPI 26-50 | W-L RECORDS    | RPI 51-100 | RPI 101-150 | RPI 150+      |      |      |       |           |
| 20- 8             | 0- 1     | 1- 2      | OVERALL        | 3- 4       | 7- 0        | 9- 1          |      |      |       |           |
| 11- 2             | 0- 0     | 1- 1      | HOME           | 2- 1       | 4- 0        | 4- 0          |      |      |       |           |
| 8- 5              | 0- 0     | 0- 1      | AWAY           | 1- 0       | 3- 0        | 4- 0          |      |      |       |           |
| 1- 1              | 0- 1     | 0- 0      | NEUTRAL        | 0- 0       | 0- 0        | 1- 0          |      |      |       |           |
| 7- 3              | 0- 1     | 1- 0      | NON-CONFERENCE | 1- 2       | 0- 0        | 5- 0          |      |      |       |           |
| 4- 0              | 0- 0     | 1- 0      | HOME           | 1- 0       | 0- 0        | 2- 0          |      |      |       |           |
| 2- 2              | 0- 0     | 0- 0      | AWAY           | 0- 2       | 0- 0        | 2- 0          |      |      |       |           |
| 1- 1              | 0- 1     | 0- 0      | NEUTRAL        | 0- 0       | 0- 0        | 1- 0          |      |      |       |           |
| 13- 5             | 0- 0     | 0- 2      | CONFERENCE     | 2- 2       | 7- 0        | 4- 1          |      |      |       |           |
| 7- 2              | 0- 0     | 0- 1      | HOME           | 1- 1       | 4- 0        | 2- 0          |      |      |       |           |
| 6- 3              | 0- 0     | 0- 1      | AWAY           | 1- 1       | 3- 0        | 2- 1          |      |      |       |           |
| 0- 0              | 0- 0     | 0- 0      | NEUTRAL        | 0- 0       | 0- 0        | 0- 0          |      |      |       |           |

| RPI 1-25                  |   |          |       | RPI 26-50 |   |               |       | RPI 51-100 |   |               |       | Team's RPI: 56 | RPI 101+ |               |               |       |
|---------------------------|---|----------|-------|-----------|---|---------------|-------|------------|---|---------------|-------|----------------|----------|---------------|---------------|-------|
| RPI                       | S | Opponent | Score | RPI       | S | Opponent      | Score | RPI        | S | Opponent      | Score |                | RPI      | S             | Opponent      | Score |
| 23                        | N | Florida  | 79 85 | 35        | H | Western Ky.   | 74 60 | 53         | H | Saint Louis   | 79 70 |                | 105      | A             | Toledo        | 68 58 |
|                           |   |          |       | 42        | A | Ohio          | 48 73 | 64         | A | Purdue        | 63 73 |                | 105      | H             | Toledo        | 75 69 |
|                           |   |          |       | 42        | H | Ohio          | 67 68 | 69         | A | Central Mich. | 66 67 |                | 123      | H             | Akron         | 78 71 |
|                           |   |          |       |           |   |               |       | 69         | H | Central Mich. | 65 74 |                | 130      | A             | Buffalo       | 59 57 |
|                           |   |          |       |           |   |               |       | 77         | A | Charlotte     | 66 72 |                | 130      | H             | Buffalo       | 68 63 |
|                           |   |          |       |           |   |               |       | 88         | A | Eastern Mich. | 67 63 |                | 141      | A             | Western Mich. | 77 53 |
|                           |   |          |       |           |   |               |       | 88         | H | Eastern Mich. | 76 54 |                | 141      | H             | Western Mich. | 60 54 |
|                           |   |          |       |           |   |               |       |            |   |               |       |                | 180      | H             | Butler        | 58 50 |
|                           |   |          |       |           |   |               |       |            |   |               |       |                | 221      | N             | Massachusetts | 81 54 |
|                           |   |          |       |           |   |               |       |            |   |               |       |                | 259      | A             | Bowling Green | 67 56 |
|                           |   |          |       |           |   |               |       |            |   |               |       |                | 260      | A             | Northern Ill. | 73 57 |
|                           |   |          |       |           |   |               |       |            |   |               |       |                | 260      | H             | Northern Ill. | 76 68 |
|                           |   |          |       |           |   |               |       |            |   |               |       |                | 270      | H             | Austin Peay   | 72 44 |
|                           |   |          |       |           |   |               |       |            |   |               |       |                | 282      | H             | Miami (OH)    | 66 41 |
|                           |   |          |       |           |   |               |       |            |   |               |       |                | 318      | A             | Kent St.      | 50 59 |
|                           |   |          |       |           |   |               |       |            |   |               |       |                | 332      | A             | Evansville    | 73 53 |
|                           |   |          |       |           |   |               |       |            |   |               |       |                | 333      | A             | Lipscomb      | 72 60 |
| LAST 12 Division I GAMES: |   |          |       |           |   |               |       |            |   |               |       |                |          |               |               |       |
|                           |   |          |       | 105       | A | Toledo        | 68 58 |            |   |               |       | 318            | A        | Kent St.      | 50 59         |       |
|                           |   |          |       | 260       | H | Northern Ill. | 76 68 |            |   |               |       | 69             | H        | Central Mich. | 65 74         |       |
|                           |   |          |       | 88        | A | Eastern Mich. | 67 63 |            |   |               |       | 130            | A        | Buffalo       | 59 57         |       |
|                           |   |          |       | 69        | A | Central Mich. | 66 67 |            |   |               |       | 123            | H        | Akron         | 78 71         |       |
|                           |   |          |       | 141       | H | Western Mich. | 60 54 |            |   |               |       | 42             | H        | Ohio          | 67 68         |       |
|                           |   |          |       | 260       | A | Northern Ill. | 73 57 |            |   |               |       | 141            | A        | Western Mich. | 77 53         |       |

Non-Div I Games: Ohio Valley 94 45

Ball St.

■ Loss, 
 ■ Non-Conf, S Site, 
 ■ Home 
 ■ Away 
 N Neutral

|                   |          |           |                |            |             |               |      |      |       |           |
|-------------------|----------|-----------|----------------|------------|-------------|---------------|------|------|-------|-----------|
| Average RPI Win:  | 94       | WON-LOST  | WINNING        | LAST 10    | STRENGTH OF | OPP. STRENGTH | TEAM | ADJ. | CONF. | ADJ CONF. |
| Average RPI Loss: | 30       | RECORD    | PCT. RANK      | GAMES      | SCHEDULE    | OF SCHEDULE   | RPI  | RPI  | RPI   | RPI       |
| DIV. I ONLY       | 33- 1    | 2         | 10- 0          | 7          | 17          | 2             | 2    | 3    | 3     |           |
| DIV. I NON-CONF.  | 13- 0    | 1         | 0- 0           | 32         | 41          | 3             | 3    | 3    | 3     |           |
| TOTALS            | RPI 1-25 | RPI 26-50 | W-L RECORDS    | RPI 51-100 | RPI 101-150 | RPI 150+      |      |      |       |           |
| 33- 1             | 7- 0     | 9- 1      | OVERALL        | 0- 0       | 11- 0       | 6- 0          |      |      |       |           |
| 18- 0             | 3- 0     | 4- 0      | HOME           | 0- 0       | 7- 0        | 4- 0          |      |      |       |           |
| 8- 1              | 2- 0     | 2- 1      | AWAY           | 0- 0       | 3- 0        | 1- 0          |      |      |       |           |
| 7- 0              | 2- 0     | 3- 0      | NEUTRAL        | 0- 0       | 1- 0        | 1- 0          |      |      |       |           |
| 13- 0             | 2- 0     | 3- 0      | NON-CONFERENCE | 0- 0       | 4- 0        | 4- 0          |      |      |       |           |
| 9- 0              | 1- 0     | 1- 0      | HOME           | 0- 0       | 4- 0        | 3- 0          |      |      |       |           |
| 0- 0              | 0- 0     | 0- 0      | AWAY           | 0- 0       | 0- 0        | 0- 0          |      |      |       |           |
| 4- 0              | 1- 0     | 2- 0      | NEUTRAL        | 0- 0       | 0- 0        | 1- 0          |      |      |       |           |
| 20- 1             | 5- 0     | 6- 1      | CONFERENCE     | 0- 0       | 7- 0        | 2- 0          |      |      |       |           |
| 9- 0              | 2- 0     | 3- 0      | HOME           | 0- 0       | 3- 0        | 1- 0          |      |      |       |           |
| 8- 1              | 2- 0     | 2- 1      | AWAY           | 0- 0       | 3- 0        | 1- 0          |      |      |       |           |
| 3- 0              | 1- 0     | 1- 0      | NEUTRAL        | 0- 0       | 1- 0        | 0- 0          |      |      |       |           |

| RPI                       | S | Opponent         | Score | RPI | S | Opponent          | Score | RPI | S | Opponent | Score | RPI | S | Opponent         | Score  |
|---------------------------|---|------------------|-------|-----|---|-------------------|-------|-----|---|----------|-------|-----|---|------------------|--------|
| 7                         | A | Texas            | 80 67 | 26  | N | Miami (FL)        | 88 81 |     |   |          |       | 107 | A | TCU              | 81 75  |
| 7                         | H | Texas            | 74 48 | 28  | H | DePaul            | 86 72 |     |   |          |       | 107 | H | TCU              | 72 55  |
| 7                         | N | Texas            | 79 63 | 29  | A | Oklahoma          | 78 70 |     |   |          |       | 116 | H | Northwestern St. | 86 44  |
| 17                        | N | Michigan St.     | 84 76 | 29  | H | Oklahoma          | 78 68 |     |   |          |       | 128 | A | Iowa St.         | 77 61  |
| 20                        | H | South Fla.       | 66 63 | 29  | N | Oklahoma          | 84 57 |     |   |          |       | 128 | H | Iowa St.         | 78 41  |
| 22                        | A | West Virginia    | 71 61 | 30  | A | Oklahoma St.      | 45 52 |     |   |          |       | 137 | H | Oral Roberts     | 97 39  |
| 22                        | H | West Virginia    | 69 64 | 30  | H | Oklahoma St.      | 66 41 |     |   |          |       | 138 | A | Texas Tech       | 66 36  |
|                           |   |                  |       | 34  | N | James Madison     | 77 63 |     |   |          |       | 138 | H | Texas Tech       | 69 43  |
|                           |   |                  |       | 49  | A | Kansas St.        | 63 52 |     |   |          |       | 138 | N | Texas Tech       | 82 51  |
|                           |   |                  |       | 49  | H | Kansas St.        | 87 52 |     |   |          |       | 144 | H | McNeese St.      | 105 46 |
|                           |   |                  |       |     |   |                   |       |     |   |          |       | 146 | H | UT Arlington     | 62 20  |
|                           |   |                  |       |     |   |                   |       |     |   |          |       | 171 | H | Southern Miss.   | 97 42  |
|                           |   |                  |       |     |   |                   |       |     |   |          |       | 186 | H | Grambling        | 96 42  |
|                           |   |                  |       |     |   |                   |       |     |   |          |       | 220 | A | Kansas           | 58 40  |
|                           |   |                  |       |     |   |                   |       |     |   |          |       | 220 | H | Kansas           | 81 49  |
|                           |   |                  |       |     |   |                   |       |     |   |          |       | 233 | H | Rice             | 89 38  |
|                           |   |                  |       |     |   |                   |       |     |   |          |       | 239 | N | Cincinnati       | 72 34  |
| LAST 12 Division I GAMES: |   |                  |       |     |   |                   |       |     |   |          |       |     |   |                  |        |
|                           |   | 7 N Texas        | 79 63 |     |   | 128 H Iowa St.    | 78 41 |     |   |          |       |     |   |                  |        |
|                           |   | 29 N Oklahoma    | 84 57 |     |   | 30 H Oklahoma St. | 66 41 |     |   |          |       |     |   |                  |        |
|                           |   | 138 N Texas Tech | 82 51 |     |   | 138 A Texas Tech  | 66 36 |     |   |          |       |     |   |                  |        |
|                           |   | 7 H Texas        | 74 48 |     |   | 107 A TCU         | 81 75 |     |   |          |       |     |   |                  |        |
|                           |   | 49 A Kansas St.  | 63 52 |     |   | 220 H Kansas      | 81 49 |     |   |          |       |     |   |                  |        |
|                           |   | 29 A Oklahoma    | 78 70 |     |   | 49 H Kansas St.   | 87 52 |     |   |          |       |     |   |                  |        |

Non-Div I Games:

Baylor

Belmont

Through Games Of March 7, 2016

|                   |          |           |                |            |             |               |      |      |       |           |
|-------------------|----------|-----------|----------------|------------|-------------|---------------|------|------|-------|-----------|
| Average RPI Win:  | 249      | WON-LOST  | WINNING        | LAST 10    | STRENGTH OF | OPP. STRENGTH | TEAM | ADJ. | CONF. | ADJ CONF. |
| Average RPI Loss: | 89       | RECORD    | PCT. RANK      | GAMES      | SCHEDULE    | OF SCHEDULE   | RPI  | RPI  | RPI   | RPI       |
| DIV. I ONLY       | 22- 8    | 53        | 9- 1           | 205        | 238         | 78            | 78   | 24   | 24    |           |
| DIV. I NON-CONF.  | 6- 5     | 146       | 0- 0           | 90         | 122         | 84            | 84   | 24   | 24    |           |
| TOTALS            | RPI 1-25 | RPI 26-50 | W-L RECORDS    | RPI 51-100 | RPI 101-150 | RPI 150+      |      |      |       |           |
| 22- 8             | 0- 2     | 0- 2      | OVERALL        | 0- 0       | 3- 3        | 19- 1         |      |      |       |           |
| 11- 0             | 0- 0     | 0- 0      | HOME           | 0- 0       | 1- 0        | 10- 0         |      |      |       |           |
| 8- 8              | 0- 2     | 0- 2      | AWAY           | 0- 0       | 1- 3        | 7- 1          |      |      |       |           |
| 3- 0              | 0- 0     | 0- 0      | NEUTRAL        | 0- 0       | 1- 0        | 2- 0          |      |      |       |           |
| 6- 5              | 0- 2     | 0- 2      | NON-CONFERENCE | 0- 0       | 2- 1        | 4- 0          |      |      |       |           |
| 3- 0              | 0- 0     | 0- 0      | HOME           | 0- 0       | 1- 0        | 2- 0          |      |      |       |           |
| 3- 5              | 0- 2     | 0- 2      | AWAY           | 0- 0       | 1- 1        | 2- 0          |      |      |       |           |
| 0- 0              | 0- 0     | 0- 0      | NEUTRAL        | 0- 0       | 0- 0        | 0- 0          |      |      |       |           |
| 16- 3             | 0- 0     | 0- 0      | CONFERENCE     | 0- 0       | 1- 2        | 15- 1         |      |      |       |           |
| 8- 0              | 0- 0     | 0- 0      | HOME           | 0- 0       | 0- 0        | 8- 0          |      |      |       |           |
| 5- 3              | 0- 0     | 0- 0      | AWAY           | 0- 0       | 0- 2        | 5- 1          |      |      |       |           |
| 3- 0              | 0- 0     | 0- 0      | NEUTRAL        | 0- 0       | 1- 0        | 2- 0          |      |      |       |           |

| RPI S | Opponent    | Score | RPI S | Opponent      | Score | RPI S | Opponent | Score | RPI S | Opponent            | Score  |
|-------|-------------|-------|-------|---------------|-------|-------|----------|-------|-------|---------------------|--------|
| 6     | A Ohio St.  | 56 84 | 35    | A Western Ky. | 65 80 |       |          |       | 106   | A UT Martin         | 79 81  |
| 25    | A Green Bay | 62 66 | 41    | A Chattanooga | 53 62 |       |          |       | 124   | A IUPUI             | 59 62  |
|       |             |       |       |               |       |       |          |       | 139   | A Wake Forest       | 78 64  |
|       |             |       |       |               |       |       |          |       | 142   | H Troy              | 102 93 |
|       |             |       |       |               |       |       |          |       | 147   | A SIUE              | 60 73  |
|       |             |       |       |               |       |       |          |       | 147   | N SIUE              | 92 68  |
|       |             |       |       |               |       |       |          |       | 165   | H UAB               | 63 62  |
|       |             |       |       |               |       |       |          |       | 177   | A Eastern Ky.       | 65 51  |
|       |             |       |       |               |       |       |          |       | 177   | H Eastern Ky.       | 72 61  |
|       |             |       |       |               |       |       |          |       | 177   | N Eastern Ky.       | 95 63  |
|       |             |       |       |               |       |       |          |       | 230   | A Southeast Mo. St. | 74 81  |
|       |             |       |       |               |       |       |          |       | 257   | A Tennessee St.     | 71 51  |
|       |             |       |       |               |       |       |          |       | 257   | H Tennessee St.     | 80 65  |
|       |             |       |       |               |       |       |          |       | 257   | N Tennessee St.     | 68 60  |
|       |             |       |       |               |       |       |          |       | 262   | H Cleveland St.     | 76 58  |
|       |             |       |       |               |       |       |          |       | 264   | H Murray St.        | 87 61  |
|       |             |       |       |               |       |       |          |       | 270   | H Austin Peay       | 88 82  |
|       |             |       |       |               |       |       |          |       | 279   | A Tennessee Tech    | 80 79  |
|       |             |       |       |               |       |       |          |       | 279   | H Tennessee Tech    | 70 49  |
|       |             |       |       |               |       |       |          |       | 298   | A Jacksonville St.  | 44 32  |
|       |             |       |       |               |       |       |          |       | 298   | H Jacksonville St.  | 56 42  |
|       |             |       |       |               |       |       |          |       | 306   | A Morehead St.      | 89 74  |
|       |             |       |       |               |       |       |          |       | 306   | H Morehead St.      | 99 71  |
|       |             |       |       |               |       |       |          |       | 333   | A Lipscomb          | 90 68  |
|       |             |       |       |               |       |       |          |       | 340   | H Eastern Ill.      | 89 61  |
|       |             |       |       |               |       |       |          |       | 346   | A Alabama A&M       | 78 28  |

LAST 12 Division I GAMES:

|     |   |                |    |    |     |   |                  |    |    |
|-----|---|----------------|----|----|-----|---|------------------|----|----|
| 177 | N | Eastern Ky.    | 95 | 63 | 106 | A | UT Martin        | 79 | 81 |
| 147 | N | SIUE           | 92 | 68 | 306 | A | Morehead St.     | 89 | 74 |
| 257 | N | Tennessee St.  | 68 | 60 | 298 | H | Jacksonville St. | 56 | 42 |
| 257 | A | Tennessee St.  | 71 | 51 | 177 | H | Eastern Ky.      | 72 | 61 |
| 177 | A | Eastern Ky.    | 65 | 51 | 306 | H | Morehead St.     | 99 | 71 |
| 279 | H | Tennessee Tech | 70 | 49 | 279 | A | Tennessee Tech   | 80 | 79 |

Non-Div I Games: Young Harris 80 31 Trevecca Nazarene 86 59

Belmont

Loss, Non-Conf, S Site, H Home A Away N Neutral

|                   |          |           |                |            |             |               |      |      |       |           |
|-------------------|----------|-----------|----------------|------------|-------------|---------------|------|------|-------|-----------|
| Average RPI Win:  | 304      | WON-LOST  | WINNING        | LAST 10    | STRENGTH OF | OPP. STRENGTH | TEAM | ADJ. | CONF. | ADJ CONF. |
| Average RPI Loss: | 204      | RECORD    | PCT. RANK      | GAMES      | SCHEDULE    | OF SCHEDULE   | RPI  | RPI  | RPI   | RPI       |
| DIV. I ONLY       | 16- 11   | 121       | 8- 2           | 342        | 347         | 244           | 244  | 32   | 32    |           |
| DIV. I NON-CONF.  | 4- 7     | 222       | 0- 0           | 304        | 319         | 274           | 274  | 30   | 30    |           |
| TOTALS            | RPI 1-25 | RPI 26-50 | W-L RECORDS    | RPI 51-100 | RPI 101-150 | RPI 150+      |      |      |       |           |
| 16- 11            | 0- 0     | 0- 1      | OVERALL        | 0- 0       | 0- 0        | 16- 10        |      |      |       |           |
| 8- 3              | 0- 0     | 0- 0      | HOME           | 0- 0       | 0- 0        | 8- 3          |      |      |       |           |
| 6- 6              | 0- 0     | 0- 0      | AWAY           | 0- 0       | 0- 0        | 6- 0          |      |      |       |           |
| 2- 2              | 0- 0     | 0- 0      | NEUTRAL        | 0- 0       | 0- 0        | 2- 2          |      |      |       |           |
| 4- 7              | 0- 0     | 0- 1      | NON-CONFERENCE | 0- 0       | 0- 0        | 4- 6          |      |      |       |           |
| 0- 3              | 0- 0     | 0- 0      | HOME           | 0- 0       | 0- 0        | 0- 3          |      |      |       |           |
| 2- 2              | 0- 0     | 0- 1      | AWAY           | 0- 0       | 0- 0        | 2- 1          |      |      |       |           |
| 2- 2              | 0- 0     | 0- 0      | NEUTRAL        | 0- 0       | 0- 0        | 2- 2          |      |      |       |           |
| 12- 4             | 0- 0     | 0- 0      | CONFERENCE     | 0- 0       | 0- 0        | 12- 4         |      |      |       |           |
| 8- 0              | 0- 0     | 0- 0      | HOME           | 0- 0       | 0- 0        | 8- 0          |      |      |       |           |
| 4- 4              | 0- 0     | 0- 0      | AWAY           | 0- 0       | 0- 0        | 4- 4          |      |      |       |           |
| 0- 0              | 0- 0     | 0- 0      | NEUTRAL        | 0- 0       | 0- 0        | 0- 0          |      |      |       |           |

| RPI 1-25                  |   |          |       | RPI 26-50 |   |                    |       | RPI 51-100 |   |          |       | RPI 101+ Team's RPI: 244 |   |                    |       |
|---------------------------|---|----------|-------|-----------|---|--------------------|-------|------------|---|----------|-------|--------------------------|---|--------------------|-------|
| RPI                       | S | Opponent | Score | RPI       | S | Opponent           | Score | RPI        | S | Opponent | Score | RPI                      | S | Opponent           | Score |
|                           |   |          |       | 26        | A | Miami (FL)         | 47 55 |            |   |          |       | 152                      | H | Jacksonville       | 53 63 |
|                           |   |          |       |           |   |                    |       |            |   |          |       | 164                      | A | Fla. Atlantic      | 60 82 |
|                           |   |          |       |           |   |                    |       |            |   |          |       | 194                      | H | Stetson            | 38 62 |
|                           |   |          |       |           |   |                    |       |            |   |          |       | 203                      | A | Hampton            | 45 60 |
|                           |   |          |       |           |   |                    |       |            |   |          |       | 205                      | H | Brown              | 61 68 |
|                           |   |          |       |           |   |                    |       |            |   |          |       | 218                      | A | N.C. A&T           | 55 68 |
|                           |   |          |       |           |   |                    |       |            |   |          |       | 218                      | H | N.C. A&T           | 65 41 |
|                           |   |          |       |           |   |                    |       |            |   |          |       | 236                      | N | Western Ill.       | 59 75 |
|                           |   |          |       |           |   |                    |       |            |   |          |       | 246                      | H | Coppin St.         | 69 56 |
|                           |   |          |       |           |   |                    |       |            |   |          |       | 254                      | H | Morgan St.         | 63 48 |
|                           |   |          |       |           |   |                    |       |            |   |          |       | 272                      | N | Georgia St.        | 61 68 |
|                           |   |          |       |           |   |                    |       |            |   |          |       | 281                      | A | UMES               | 71 76 |
|                           |   |          |       |           |   |                    |       |            |   |          |       | 291                      | N | Ga. Southern       | 65 49 |
|                           |   |          |       |           |   |                    |       |            |   |          |       | 293                      | H | Savannah St.       | 50 44 |
|                           |   |          |       |           |   |                    |       |            |   |          |       | 297                      | A | Florida A&M        | 48 53 |
|                           |   |          |       |           |   |                    |       |            |   |          |       | 297                      | H | Florida A&M        | 67 60 |
|                           |   |          |       |           |   |                    |       |            |   |          |       | 300                      | A | Western Caro.      | 66 59 |
|                           |   |          |       |           |   |                    |       |            |   |          |       | 312                      | A | South Carolina St. | 64 46 |
|                           |   |          |       |           |   |                    |       |            |   |          |       | 312                      | H | South Carolina St. | 65 50 |
|                           |   |          |       |           |   |                    |       |            |   |          |       | 322                      | H | Delaware St.       | 66 35 |
|                           |   |          |       |           |   |                    |       |            |   |          |       | 324                      | N | LIU Brooklyn       | 68 55 |
|                           |   |          |       |           |   |                    |       |            |   |          |       | 327                      | A | North Florida      | 53 49 |
|                           |   |          |       |           |   |                    |       |            |   |          |       | 328                      | A | Howard             | 81 77 |
|                           |   |          |       |           |   |                    |       |            |   |          |       | 347                      | A | Norfolk St.        | 53 45 |
|                           |   |          |       |           |   |                    |       |            |   |          |       | 348                      | A | N.C. Central       | 63 46 |
|                           |   |          |       |           |   |                    |       |            |   |          |       | 348                      | H | N.C. Central       | 62 50 |
| LAST 12 Division I GAMES: |   |          |       |           |   |                    |       |            |   |          |       |                          |   |                    |       |
|                           |   |          |       | 312       | A | South Carolina St. | 64 46 |            |   |          |       | 322                      | H | Delaware St.       | 66 35 |
|                           |   |          |       | 218       | H | N.C. A&T           | 65 41 |            |   |          |       | 293                      | H | Savannah St.       | 50 44 |
|                           |   |          |       | 348       | H | N.C. Central       | 62 50 |            |   |          |       | 297                      | H | Florida A&M        | 67 60 |
|                           |   |          |       | 297       | A | Florida A&M        | 48 53 |            |   |          |       | 328                      | A | Howard             | 81 77 |
|                           |   |          |       | 218       | A | N.C. A&T           | 55 68 |            |   |          |       | 347                      | A | Norfolk St.        | 53 45 |
|                           |   |          |       | 348       | A | N.C. Central       | 63 46 |            |   |          |       | 348                      | A | N.C. Central       | 63 46 |
|                           |   |          |       |           |   |                    |       |            |   |          |       | 348                      | H | N.C. Central       | 62 50 |

Non-Div I Games: Warner 100 28 Edward Waters 67 48

Bethune-Cookman

Loss, Non-Conf, S Site, H Home A Away N Neutral



Binghamton

Through Games Of March 7, 2016

|                   |          |           |                |            |             |               |      |      |       |           |
|-------------------|----------|-----------|----------------|------------|-------------|---------------|------|------|-------|-----------|
| Average RPI Win:  | 254      | WON-LOST  | WINNING        | LAST 10    | STRENGTH OF | OPP. STRENGTH | TEAM | ADJ. | CONF. | ADJ CONF. |
| Average RPI Loss: | 143      | RECORD    | PCT. RANK      | GAMES      | SCHEDULE    | OF SCHEDULE   | RPI  | RPI  | RPI   | RPI       |
| DIV. I ONLY       | 11- 17   | 236       | 5- 5           | 159        | 250         | 219           | 219  | 16   | 16    |           |
| DIV. I NON-CONF.  | 2- 8     | 290       | 0- 0           | 251        | 295         | 307           | 307  | 19   | 19    |           |
| TOTALS            | RPI 1-25 | RPI 26-50 | W-L RECORDS    | RPI 51-100 | RPI 101-150 | RPI 150+      |      |      |       |           |
| 11- 17            | 0- 0     | 0- 3      | OVERALL        | 0- 4       | 0- 0        | 11- 10        |      |      |       |           |
| 8- 4              | 0- 0     | 0- 2      | HOME           | 0- 1       | 0- 0        | 8- 1          |      |      |       |           |
| 3- 13             | 0- 0     | 0- 1      | AWAY           | 0- 3       | 0- 0        | 3- 9          |      |      |       |           |
| 0- 0              | 0- 0     | 0- 0      | NEUTRAL        | 0- 0       | 0- 0        | 0- 0          |      |      |       |           |
| 2- 8              | 0- 0     | 0- 0      | NON-CONFERENCE | 0- 2       | 0- 0        | 2- 6          |      |      |       |           |
| 2- 0              | 0- 0     | 0- 0      | HOME           | 0- 0       | 0- 0        | 2- 0          |      |      |       |           |
| 0- 8              | 0- 0     | 0- 0      | AWAY           | 0- 2       | 0- 0        | 0- 6          |      |      |       |           |
| 0- 0              | 0- 0     | 0- 0      | NEUTRAL        | 0- 0       | 0- 0        | 0- 0          |      |      |       |           |
| 9- 9              | 0- 0     | 0- 3      | CONFERENCE     | 0- 2       | 0- 0        | 9- 4          |      |      |       |           |
| 6- 4              | 0- 0     | 0- 2      | HOME           | 0- 1       | 0- 0        | 6- 1          |      |      |       |           |
| 3- 5              | 0- 0     | 0- 1      | AWAY           | 0- 1       | 0- 0        | 3- 3          |      |      |       |           |
| 0- 0              | 0- 0     | 0- 0      | NEUTRAL        | 0- 0       | 0- 0        | 0- 0          |      |      |       |           |

| RPI 1-25                  |   |          |       | RPI 26-50 |   |              |       | RPI 51-100 |   |               |       | RPI 101+ |   |               |       | Team's RPI: 219 |  |
|---------------------------|---|----------|-------|-----------|---|--------------|-------|------------|---|---------------|-------|----------|---|---------------|-------|-----------------|--|
| RPI                       | S | Opponent | Score | RPI       | S | Opponent     | Score | RPI        | S | Opponent      | Score | RPI      | S | Opponent      | Score |                 |  |
|                           |   |          |       | 48        | A | Albany (NY)  | 58 64 | 63         | A | Maine         | 37 69 | 157      | A | Stony Brook   | 58 64 |                 |  |
|                           |   |          |       | 48        | H | Albany (NY)  | 43 79 | 63         | H | Maine         | 38 52 | 157      | H | Stony Brook   | 54 47 |                 |  |
|                           |   |          |       | 48        | H | Albany (NY)  | 47 59 | 75         | A | Michigan      | 62 90 | 168      | A | Cornell       | 57 64 |                 |  |
|                           |   |          |       |           |   |              |       | 90         | A | Bucknell      | 46 76 | 170      | A | Xavier        | 55 64 |                 |  |
|                           |   |          |       |           |   |              |       |            |   |               |       | 182      | A | UMBC          | 51 62 |                 |  |
|                           |   |          |       |           |   |              |       |            |   |               |       | 182      | H | UMBC          | 49 41 |                 |  |
|                           |   |          |       |           |   |              |       |            |   |               |       | 182      | H | UMBC          | 70 56 |                 |  |
|                           |   |          |       |           |   |              |       |            |   |               |       | 196      | A | Sacred Heart  | 60 69 |                 |  |
|                           |   |          |       |           |   |              |       |            |   |               |       | 205      | A | Brown         | 65 67 |                 |  |
|                           |   |          |       |           |   |              |       |            |   |               |       | 217      | A | Hartford      | 53 47 |                 |  |
|                           |   |          |       |           |   |              |       |            |   |               |       | 217      | H | Hartford      | 39 41 |                 |  |
|                           |   |          |       |           |   |              |       |            |   |               |       | 224      | A | Canisius      | 50 80 |                 |  |
|                           |   |          |       |           |   |              |       |            |   |               |       | 231      | A | New Hampshire | 49 64 |                 |  |
|                           |   |          |       |           |   |              |       |            |   |               |       | 231      | H | New Hampshire | 51 50 |                 |  |
|                           |   |          |       |           |   |              |       |            |   |               |       | 247      | A | Columbia      | 64 71 |                 |  |
|                           |   |          |       |           |   |              |       |            |   |               |       | 276      | A | Vermont       | 57 53 |                 |  |
|                           |   |          |       |           |   |              |       |            |   |               |       | 276      | H | Vermont       | 66 52 |                 |  |
|                           |   |          |       |           |   |              |       |            |   |               |       | 292      | H | Colgate       | 63 56 |                 |  |
|                           |   |          |       |           |   |              |       |            |   |               |       | 320      | A | UMass Lowell  | 75 70 |                 |  |
|                           |   |          |       |           |   |              |       |            |   |               |       | 320      | H | UMass Lowell  | 55 52 |                 |  |
|                           |   |          |       |           |   |              |       |            |   |               |       | 342      | H | NJIT          | 54 50 |                 |  |
| LAST 12 Division I GAMES: |   |          |       |           |   |              |       |            |   |               |       |          |   |               |       |                 |  |
|                           |   |          |       | 48        | H | Albany (NY)  | 43 79 | 217        | H | Hartford      | 39 41 |          |   |               |       |                 |  |
|                           |   |          |       | 182       | H | UMBC         | 49 41 | 48         | A | Albany (NY)   | 58 64 |          |   |               |       |                 |  |
|                           |   |          |       | 63        | A | Maine        | 37 69 | 231        | A | New Hampshire | 49 64 |          |   |               |       |                 |  |
|                           |   |          |       | 182       | H | UMBC         | 70 56 | 157        | H | Stony Brook   | 54 47 |          |   |               |       |                 |  |
|                           |   |          |       | 320       | H | UMass Lowell | 55 52 | 63         | H | Maine         | 38 52 |          |   |               |       |                 |  |
|                           |   |          |       | 276       | H | Vermont      | 66 52 | 182        | A | UMBC          | 51 62 |          |   |               |       |                 |  |

Non-Div I Games: Cedar Crest 74 18 Misericordia 73 44 Nyack 65 33

Binghamton

Loss, Non-Conf, S Site, H Home A Away N Neutral

|                   |          |           |                |            |             |               |      |      |       |           |
|-------------------|----------|-----------|----------------|------------|-------------|---------------|------|------|-------|-----------|
| Average RPI Win:  | 241      | WON-LOST  | WINNING        | LAST 10    | STRENGTH OF | OPP. STRENGTH | TEAM | ADJ. | CONF. | ADJ CONF. |
| Average RPI Loss: | 140      | RECORD    | PCT. RANK      | GAMES      | SCHEDULE    | OF SCHEDULE   | RPI  | RPI  | RPI   | RPI       |
| DIV. I ONLY       | 17- 10   | 97        | 6- 4           | 236        | 211         | 145           | 145  | 20   | 20    |           |
| DIV. I NON-CONF.  | 5- 4     | 138       | 0- 0           | 265        | 192         | 206           | 206  | 20   | 20    |           |
| TOTALS            | RPI 1-25 | RPI 26-50 | W-L RECORDS    | RPI 51-100 | RPI 101-150 | RPI 150+      |      |      |       |           |
| 17- 10            | 0- 0     | 0- 2      | OVERALL        | 0- 2       | 0- 1        | 17- 5         |      |      |       |           |
| 8- 5              | 0- 0     | 0- 1      | HOME           | 0- 1       | 0- 0        | 8- 3          |      |      |       |           |
| 8- 4              | 0- 0     | 0- 1      | AWAY           | 0- 0       | 0- 1        | 8- 2          |      |      |       |           |
| 1- 1              | 0- 0     | 0- 0      | NEUTRAL        | 0- 1       | 0- 0        | 1- 0          |      |      |       |           |
| 5- 4              | 0- 0     | 0- 0      | NON-CONFERENCE | 0- 2       | 0- 0        | 5- 2          |      |      |       |           |
| 1- 3              | 0- 0     | 0- 0      | HOME           | 0- 1       | 0- 0        | 1- 2          |      |      |       |           |
| 3- 0              | 0- 0     | 0- 0      | AWAY           | 0- 0       | 0- 0        | 3- 0          |      |      |       |           |
| 1- 1              | 0- 0     | 0- 0      | NEUTRAL        | 0- 1       | 0- 0        | 1- 0          |      |      |       |           |
| 12- 6             | 0- 0     | 0- 2      | CONFERENCE     | 0- 0       | 0- 1        | 12- 3         |      |      |       |           |
| 7- 2              | 0- 0     | 0- 1      | HOME           | 0- 0       | 0- 0        | 7- 1          |      |      |       |           |
| 5- 4              | 0- 0     | 0- 1      | AWAY           | 0- 0       | 0- 1        | 5- 2          |      |      |       |           |
| 0- 0              | 0- 0     | 0- 0      | NEUTRAL        | 0- 0       | 0- 0        | 0- 0          |      |      |       |           |

| RPI S                     | Opponent        | Score | RPI S | Opponent       | Score | RPI S | Opponent         | Score | RPI S | Opponent             | Score | Team's RPI: 145 |
|---------------------------|-----------------|-------|-------|----------------|-------|-------|------------------|-------|-------|----------------------|-------|-----------------|
| 44                        | A Colorado St.  | 64 68 | 44    | H Colorado St. | 51 83 | 57    | N Auburn         | 53 55 | 117   | A Fresno St.         | 57 62 |                 |
|                           |                 |       |       |                |       | 96    | H Washington St. | 52 57 | 172   | A New Mexico         | 81 60 |                 |
|                           |                 |       |       |                |       |       |                  |       | 172   | H New Mexico         | 60 70 |                 |
|                           |                 |       |       |                |       |       |                  |       | 178   | A Eastern Wash.      | 84 79 |                 |
|                           |                 |       |       |                |       |       |                  |       | 189   | A San Jose St.       | 78 75 |                 |
|                           |                 |       |       |                |       |       |                  |       | 189   | H San Jose St.       | 81 69 |                 |
|                           |                 |       |       |                |       |       |                  |       | 192   | H Idaho St.          | 77 80 |                 |
|                           |                 |       |       |                |       |       |                  |       | 194   | N Stetson            | 71 65 |                 |
|                           |                 |       |       |                |       |       |                  |       | 207   | A UNLV               | 68 78 |                 |
|                           |                 |       |       |                |       |       |                  |       | 207   | H UNLV               | 75 56 |                 |
|                           |                 |       |       |                |       |       |                  |       | 210   | H Utah Valley        | 70 72 |                 |
|                           |                 |       |       |                |       |       |                  |       | 223   | A Utah St.           | 63 58 |                 |
|                           |                 |       |       |                |       |       |                  |       | 223   | H Utah St.           | 84 78 |                 |
|                           |                 |       |       |                |       |       |                  |       | 226   | H Col. of Charleston | 61 38 |                 |
|                           |                 |       |       |                |       |       |                  |       | 242   | A San Diego St.      | 75 45 |                 |
|                           |                 |       |       |                |       |       |                  |       | 242   | H San Diego St.      | 68 63 |                 |
|                           |                 |       |       |                |       |       |                  |       | 256   | A Wyoming            | 58 82 |                 |
|                           |                 |       |       |                |       |       |                  |       | 256   | H Wyoming            | 58 49 |                 |
|                           |                 |       |       |                |       |       |                  |       | 271   | A Seattle            | 84 66 |                 |
|                           |                 |       |       |                |       |       |                  |       | 288   | A Portland           | 89 49 |                 |
|                           |                 |       |       |                |       |       |                  |       | 325   | A Nevada             | 64 61 |                 |
|                           |                 |       |       |                |       |       |                  |       | 325   | H Nevada             | 66 58 |                 |
|                           |                 |       |       |                |       |       |                  |       | 341   | H Air Force          | 61 48 |                 |
| LAST 12 Division I GAMES: |                 |       |       |                |       |       |                  |       |       |                      |       |                 |
| 189                       | H San Jose St.  | 81 69 | 44    | H Colorado St. | 51 83 |       |                  |       |       |                      |       |                 |
| 325                       | A Nevada        | 64 61 | 341   | H Air Force    | 61 48 |       |                  |       |       |                      |       |                 |
| 242                       | H San Diego St. | 68 63 | 223   | A Utah St.     | 63 58 |       |                  |       |       |                      |       |                 |
| 207                       | A UNLV          | 68 78 | 172   | A New Mexico   | 81 60 |       |                  |       |       |                      |       |                 |
| 172                       | H New Mexico    | 60 70 | 207   | H UNLV         | 75 56 |       |                  |       |       |                      |       |                 |
| 256                       | A Wyoming       | 58 82 | 256   | H Wyoming      | 58 49 |       |                  |       |       |                      |       |                 |

Non-Div I Games: Concordia Portland 84 77 Cal St. L.A. 58 44

Boise St.

■ Loss, 
 ■ Non-Conf, 
 ■ S Site, 
 ■ Home 
 ■ Away 
 N Neutral

Boston College

Through Games Of March 7, 2016

|                   |          |           |                |            |             |               |      |      |       |           |
|-------------------|----------|-----------|----------------|------------|-------------|---------------|------|------|-------|-----------|
| Average RPI Win:  | 192      | WON-LOST  | WINNING        | LAST 10    | STRENGTH OF | OPP. STRENGTH | TEAM | ADJ. | CONF. | ADJ CONF. |
| Average RPI Loss: | 53       | RECORD    | PCT. RANK      | GAMES      | SCHEDULE    | OF SCHEDULE   | RPI  | RPI  | RPI   | RPI       |
| DIV. I ONLY       | 15- 16   | 175       | 2- 8           | 68         | 46          | 118           | 118  | 4    | 4     |           |
| DIV. I NON-CONF.  | 12- 1    | 9         | 0- 0           | 253        | 133         | 59            | 59   | 5    | 5     |           |
| TOTALS            | RPI 1-25 | RPI 26-50 | W-L RECORDS    | RPI 51-100 | RPI 101-150 | RPI 150+      |      |      |       |           |
| 15- 16            | 0- 6     | 0- 5      | OVERALL        | 3- 1       | 2- 3        | 10- 1         |      |      |       |           |
| 8- 7              | 0- 3     | 0- 1      | HOME           | 1- 0       | 1- 2        | 6- 1          |      |      |       |           |
| 5- 7              | 0- 3     | 0- 2      | AWAY           | 1- 1       | 0- 1        | 4- 0          |      |      |       |           |
| 2- 2              | 0- 0     | 0- 2      | NEUTRAL        | 1- 0       | 1- 0        | 0- 0          |      |      |       |           |
| 12- 1             | 0- 0     | 0- 1      | NON-CONFERENCE | 3- 0       | 0- 0        | 9- 0          |      |      |       |           |
| 7- 0              | 0- 0     | 0- 0      | HOME           | 1- 0       | 0- 0        | 6- 0          |      |      |       |           |
| 4- 0              | 0- 0     | 0- 0      | AWAY           | 1- 0       | 0- 0        | 3- 0          |      |      |       |           |
| 1- 1              | 0- 0     | 0- 1      | NEUTRAL        | 1- 0       | 0- 0        | 0- 0          |      |      |       |           |
| 3- 15             | 0- 6     | 0- 4      | CONFERENCE     | 0- 1       | 2- 3        | 1- 1          |      |      |       |           |
| 1- 7              | 0- 3     | 0- 1      | HOME           | 0- 0       | 1- 2        | 0- 1          |      |      |       |           |
| 1- 7              | 0- 3     | 0- 2      | AWAY           | 0- 1       | 0- 1        | 1- 0          |      |      |       |           |
| 1- 1              | 0- 0     | 0- 1      | NEUTRAL        | 0- 0       | 1- 0        | 0- 0          |      |      |       |           |

| RPI 1-25                  |   |             |       | RPI 26-50          |    |                    |       | RPI 51-100 |   |              |       | RPI 101+ Team's RPI: 118 |    |                |       |
|---------------------------|---|-------------|-------|--------------------|----|--------------------|-------|------------|---|--------------|-------|--------------------------|----|----------------|-------|
| RPI                       | S | Opponent    | Score | RPI                | S  | Opponent           | Score | RPI        | S | Opponent     | Score | RPI                      | S  | Opponent       | Score |
| 1                         | A | Notre Dame  | 58 70 | 26                 | H  | Miami (FL)         | 62 67 | 63         | H | Maine        | 55 48 | 109                      | H  | Virginia       | 50 61 |
| 1                         | H | Notre Dame  | 50 63 | 29                 | N  | Oklahoma           | 61 76 | 64         | A | Purdue       | 58 56 | 120                      | A  | Virginia Tech  | 33 58 |
| 13                        | A | Syracuse    | 61 62 | 47                 | A  | Duke               | 51 71 | 72         | A | Georgia Tech | 56 62 | 120                      | N  | Virginia Tech  | 49 37 |
| 13                        | H | Syracuse    | 55 71 | 50                 | A  | North Carolina St. | 63 74 | 87         | N | Utah         | 76 51 | 125                      | H  | Pittsburgh     | 54 43 |
| 15                        | H | Louisville  | 45 55 | 50                 | N  | North Carolina St. | 60 76 |            |   |              |       | 139                      | H  | Wake Forest    | 59 65 |
| 16                        | A | Florida St. | 42 75 |                    |    |                    |       |            |   |              |       | 153                      | H  | North Carolina | 78 86 |
|                           |   |             |       |                    |    |                    |       |            |   |              |       | 156                      | H  | Yale           | 73 60 |
|                           |   |             |       |                    |    |                    |       |            |   |              |       | 158                      | A  | Northeastern   | 71 45 |
|                           |   |             |       |                    |    |                    |       |            |   |              |       | 217                      | H  | Hartford       | 62 28 |
|                           |   |             |       |                    |    |                    |       |            |   |              |       | 225                      | H  | Bryant         | 74 59 |
|                           |   |             |       |                    |    |                    |       |            |   |              |       | 231                      | H  | New Hampshire  | 71 51 |
|                           |   |             |       |                    |    |                    |       |            |   |              |       | 255                      | H  | Holy Cross     | 60 51 |
|                           |   |             |       |                    |    |                    |       |            |   |              |       | 258                      | A  | Clemson        | 67 64 |
|                           |   |             |       |                    |    |                    |       |            |   |              |       | 265                      | A  | Providence     | 67 41 |
|                           |   |             |       |                    |    |                    |       |            |   |              |       | 320                      | H  | UMass Lowell   | 66 55 |
|                           |   |             |       |                    |    |                    |       |            |   |              |       | 343                      | A  | Boston U.      | 58 37 |
| LAST 12 Division I GAMES: |   |             |       |                    |    |                    |       |            |   |              |       |                          |    |                |       |
|                           |   | 50          | N     | North Carolina St. | 60 | 76                 |       |            |   | 109          | H     | Virginia                 | 50 | 61             |       |
|                           |   | 120         | N     | Virginia Tech      | 49 | 37                 |       |            |   | 50           | A     | North Carolina St.       | 63 | 74             |       |
|                           |   | 1           | A     | Notre Dame         | 58 | 70                 |       |            |   | 153          | H     | North Carolina           | 78 | 86             |       |
|                           |   | 13          | H     | Syracuse           | 55 | 71                 |       |            |   | 26           | H     | Miami (FL)               | 62 | 67             |       |
|                           |   | 15          | H     | Louisville         | 45 | 55                 |       |            |   | 72           | A     | Georgia Tech             | 56 | 62             |       |
|                           |   | 258         | A     | Clemson            | 67 | 64                 |       |            |   | 13           | A     | Syracuse                 | 61 | 62             |       |

Non-Div I Games:

Boston College

Loss, Non-Conf, S Site, H Home A Away N Neutral

|                              |          |           |                |             |               |          |      |       |           |
|------------------------------|----------|-----------|----------------|-------------|---------------|----------|------|-------|-----------|
| Average RPI Win: <b>266</b>  | WON-LOST | WINNING   | LAST 10        | STRENGTH OF | OPP. STRENGTH | TEAM     | ADJ. | CONF. | ADJ CONF. |
| Average RPI Loss: <b>203</b> | RECORD   | PCT. RANK | GAMES          | SCHEDULE    | OF SCHEDULE   | RPI      | RPI  | RPI   | RPI       |
| DIV. I ONLY                  | 3- 27    | 343       | 2- 8           | 291         | 257           | 343      | 343  | 25    | 25        |
| DIV. I NON-CONF.             | 0- 11    | 338       | 0- 0           | 294         | 171           | 347      | 347  | 27    | 27        |
| TOTALS                       | RPI 1-25 | RPI 26-50 | W-L RECORDS    | RPI 51-100  | RPI 101-150   | RPI 150+ |      |       |           |
| 3- 27                        | 0- 0     | 0- 1      | OVERALL        | 0- 5        | 0- 1          | 3- 20    |      |       |           |
| 2- 13                        | 0- 0     | 0- 1      | HOME           | 0- 2        | 0- 1          | 2- 9     |      |       |           |
| 1- 14                        | 0- 0     | 0- 0      | AWAY           | 0- 0        | 0- 0          | 1- 5     |      |       |           |
| 0- 0                         | 0- 0     | 0- 0      | NEUTRAL        | 0- 0        | 0- 0          | 0- 0     |      |       |           |
| 0- 11                        | 0- 0     | 0- 1      | NON-CONFERENCE | 0- 1        | 0- 1          | 0- 8     |      |       |           |
| 0- 6                         | 0- 0     | 0- 1      | HOME           | 0- 0        | 0- 1          | 0- 4     |      |       |           |
| 0- 5                         | 0- 0     | 0- 0      | AWAY           | 0- 1        | 0- 0          | 0- 4     |      |       |           |
| 0- 0                         | 0- 0     | 0- 0      | NEUTRAL        | 0- 0        | 0- 0          | 0- 0     |      |       |           |
| 3- 16                        | 0- 0     | 0- 0      | CONFERENCE     | 0- 4        | 0- 0          | 3- 12    |      |       |           |
| 2- 7                         | 0- 0     | 0- 0      | HOME           | 0- 2        | 0- 0          | 2- 5     |      |       |           |
| 1- 9                         | 0- 0     | 0- 0      | AWAY           | 0- 2        | 0- 0          | 1- 7     |      |       |           |
| 0- 0                         | 0- 0     | 0- 0      | NEUTRAL        | 0- 0        | 0- 0          | 0- 0     |      |       |           |

| RPI S                     | Opponent | Score | RPI S | Opponent          | Score | RPI S | Opponent          | Score | RPI S | Opponent          | Score | Team's RPI: 343 |
|---------------------------|----------|-------|-------|-------------------|-------|-------|-------------------|-------|-------|-------------------|-------|-----------------|
|                           |          |       | 48    | H Albany (NY)     | 43 83 | 68    | A Army West Point | 38 72 | 118   | H Boston College  | 37 58 |                 |
|                           |          |       |       |                   |       | 68    | H Army West Point | 44 79 | 158   | H Northeastern    | 44 77 |                 |
|                           |          |       |       |                   |       | 90    | A Bucknell        | 56 74 | 159   | H Marist          | 54 73 |                 |
|                           |          |       |       |                   |       | 90    | H Bucknell        | 59 72 | 213   | H Rhode Island    | 41 57 |                 |
|                           |          |       |       |                   |       | 93    | A Harvard         | 55 73 | 214   | A Dartmouth       | 52 72 |                 |
|                           |          |       |       |                   |       |       |                   |       | 216   | A Lehigh          | 48 72 |                 |
|                           |          |       |       |                   |       |       |                   |       | 216   | H Lehigh          | 66 73 |                 |
|                           |          |       |       |                   |       |       |                   |       | 221   | A Massachusetts   | 56 73 |                 |
|                           |          |       |       |                   |       |       |                   |       | 222   | A Loyola Maryland | 54 63 |                 |
|                           |          |       |       |                   |       |       |                   |       | 222   | H Loyola Maryland | 46 67 |                 |
|                           |          |       |       |                   |       |       |                   |       | 231   | A New Hampshire   | 52 69 |                 |
|                           |          |       |       |                   |       |       |                   |       | 232   | A Navy            | 56 67 |                 |
|                           |          |       |       |                   |       |       |                   |       | 232   | H Navy            | 51 49 |                 |
|                           |          |       |       |                   |       |       |                   |       | 255   | A Holy Cross      | 50 74 |                 |
|                           |          |       |       |                   |       |       |                   |       | 255   | H Holy Cross      | 41 60 |                 |
|                           |          |       |       |                   |       |       |                   |       | 273   | A American        | 53 61 |                 |
|                           |          |       |       |                   |       |       |                   |       | 273   | A American        | 33 79 |                 |
|                           |          |       |       |                   |       |       |                   |       | 273   | H American        | 63 59 |                 |
|                           |          |       |       |                   |       |       |                   |       | 276   | H Vermont         | 45 60 |                 |
|                           |          |       |       |                   |       |       |                   |       | 292   | A Colgate         | 71 58 |                 |
|                           |          |       |       |                   |       |       |                   |       | 292   | H Colgate         | 63 72 |                 |
|                           |          |       |       |                   |       |       |                   |       | 320   | A UMass Lowell    | 57 70 |                 |
|                           |          |       |       |                   |       |       |                   |       | 329   | A Lafayette       | 56 71 |                 |
|                           |          |       |       |                   |       |       |                   |       | 329   | H Lafayette       | 64 71 |                 |
| LAST 12 Division I GAMES: |          |       |       |                   |       |       |                   |       |       |                   |       |                 |
|                           |          |       | 273   | A American        | 53 61 | 222   | H Loyola Maryland | 46 67 |       |                   |       |                 |
|                           |          |       | 68    | H Army West Point | 44 79 | 273   | A American        | 33 79 |       |                   |       |                 |
|                           |          |       | 255   | A Holy Cross      | 50 74 | 329   | H Lafayette       | 64 71 |       |                   |       |                 |
|                           |          |       | 68    | A Army West Point | 38 72 | 232   | H Navy            | 51 49 |       |                   |       |                 |
|                           |          |       | 90    | H Bucknell        | 59 72 | 216   | A Lehigh          | 48 72 |       |                   |       |                 |
|                           |          |       | 292   | A Colgate         | 71 58 | 90    | A Bucknell        | 56 74 |       |                   |       |                 |

Non-Div I Games:

Boston U.

■ Loss, 
 ■ Non-Conf, S Site, 
 ■ Home 
 ■ Away 
 N Neutral

## Bowling Green

Through Games Of March 7, 2016

|                   |          |           |                |            |             |               |      |      |       |           |
|-------------------|----------|-----------|----------------|------------|-------------|---------------|------|------|-------|-----------|
| Average RPI Win:  | 265      | WON-LOST  | WINNING        | LAST 10    | STRENGTH OF | OPP. STRENGTH | TEAM | ADJ. | CONF. | ADJ CONF. |
| Average RPI Loss: | 122      | RECORD    | PCT. RANK      | GAMES      | SCHEDULE    | OF SCHEDULE   | RPI  | RPI  | RPI   | RPI       |
| DIV. I ONLY       | 10- 18   | 250       | 2- 8           | 217        | 148         | 259           | 259  | 11   | 11    |           |
| DIV. I NON-CONF.  | 4- 5     | 193       | 0- 0           | 325        | 230         | 284           | 284  | 13   | 13    |           |
| TOTALS            | RPI 1-25 | RPI 26-50 | W-L RECORDS    | RPI 51-100 | RPI 101-150 | RPI 150+      |      |      |       |           |
| 10- 18            | 0- 0     | 0- 2      | OVERALL        | 1- 3       | 0- 10       | 9- 3          |      |      |       |           |
| 6- 7              | 0- 0     | 0- 1      | HOME           | 1- 2       | 0- 4        | 5- 0          |      |      |       |           |
| 3- 10             | 0- 0     | 0- 1      | AWAY           | 0- 1       | 0- 6        | 3- 2          |      |      |       |           |
| 1- 1              | 0- 0     | 0- 0      | NEUTRAL        | 0- 0       | 0- 0        | 1- 1          |      |      |       |           |
| 4- 5              | 0- 0     | 0- 0      | NON-CONFERENCE | 0- 1       | 0- 1        | 4- 3          |      |      |       |           |
| 3- 1              | 0- 0     | 0- 0      | HOME           | 0- 1       | 0- 0        | 3- 0          |      |      |       |           |
| 0- 3              | 0- 0     | 0- 0      | AWAY           | 0- 0       | 0- 1        | 0- 2          |      |      |       |           |
| 1- 1              | 0- 0     | 0- 0      | NEUTRAL        | 0- 0       | 0- 0        | 1- 1          |      |      |       |           |
| 6- 13             | 0- 0     | 0- 2      | CONFERENCE     | 1- 2       | 0- 9        | 5- 0          |      |      |       |           |
| 3- 6              | 0- 0     | 0- 1      | HOME           | 1- 1       | 0- 4        | 2- 0          |      |      |       |           |
| 3- 7              | 0- 0     | 0- 1      | AWAY           | 0- 1       | 0- 5        | 3- 0          |      |      |       |           |
| 0- 0              | 0- 0     | 0- 0      | NEUTRAL        | 0- 0       | 0- 0        | 0- 0          |      |      |       |           |

| RPI 1-25                  |   |          |       | RPI 26-50 |   |            |       | RPI 51-100 |   |                  |       | RPI 101+ |   |               |       | Team's RPI: 259 |  |
|---------------------------|---|----------|-------|-----------|---|------------|-------|------------|---|------------------|-------|----------|---|---------------|-------|-----------------|--|
| RPI                       | S | Opponent | Score | RPI       | S | Opponent   | Score | RPI        | S | Opponent         | Score | RPI      | S | Opponent      | Score |                 |  |
|                           |   |          |       | 42        | A | Ohio       | 58 75 | 56         | H | Ball St.         | 56 67 | 105      | A | Toledo        | 61 75 |                 |  |
|                           |   |          |       | 42        | H | Ohio       | 57 72 | 60         | H | South Dakota St. | 45 58 | 105      | H | Toledo        | 60 68 |                 |  |
|                           |   |          |       |           |   |            |       | 69         | A | Central Mich.    | 75 76 | 109      | A | Virginia      | 39 68 |                 |  |
|                           |   |          |       |           |   |            |       | 88         | H | Eastern Mich.    | 67 63 | 123      | A | Akron         | 61 71 |                 |  |
|                           |   |          |       |           |   |            |       |            |   |                  |       | 123      | H | Akron         | 55 71 |                 |  |
|                           |   |          |       |           |   |            |       |            |   |                  |       | 130      | A | Buffalo       | 52 55 |                 |  |
|                           |   |          |       |           |   |            |       |            |   |                  |       | 130      | A | Buffalo       | 44 60 |                 |  |
|                           |   |          |       |           |   |            |       |            |   |                  |       | 130      | H | Buffalo       | 50 63 |                 |  |
|                           |   |          |       |           |   |            |       |            |   |                  |       | 141      | A | Western Mich. | 45 74 |                 |  |
|                           |   |          |       |           |   |            |       |            |   |                  |       | 141      | H | Western Mich. | 49 65 |                 |  |
|                           |   |          |       |           |   |            |       |            |   |                  |       | 152      | N | Jacksonville  | 72 69 |                 |  |
|                           |   |          |       |           |   |            |       |            |   |                  |       | 190      | N | Davidson      | 56 60 |                 |  |
|                           |   |          |       |           |   |            |       |            |   |                  |       | 239      | A | Cincinnati    | 51 54 |                 |  |
|                           |   |          |       |           |   |            |       |            |   |                  |       | 260      | A | Northern Ill. | 58 43 |                 |  |
|                           |   |          |       |           |   |            |       |            |   |                  |       | 262      | A | Cleveland St. | 48 69 |                 |  |
|                           |   |          |       |           |   |            |       |            |   |                  |       | 282      | A | Miami (OH)    | 64 58 |                 |  |
|                           |   |          |       |           |   |            |       |            |   |                  |       | 282      | H | Miami (OH)    | 76 56 |                 |  |
|                           |   |          |       |           |   |            |       |            |   |                  |       | 303      | H | Bradley       | 66 53 |                 |  |
|                           |   |          |       |           |   |            |       |            |   |                  |       | 316      | H | Illinois St.  | 70 52 |                 |  |
|                           |   |          |       |           |   |            |       |            |   |                  |       | 318      | A | Kent St.      | 65 55 |                 |  |
|                           |   |          |       |           |   |            |       |            |   |                  |       | 318      | H | Kent St.      | 71 49 |                 |  |
|                           |   |          |       |           |   |            |       |            |   |                  |       | 332      | H | Evansville    | 74 56 |                 |  |
| LAST 12 Division I GAMES: |   |          |       |           |   |            |       |            |   |                  |       |          |   |               |       |                 |  |
|                           |   |          |       | 130       | A | Buffalo    | 44 60 | 105        | H | Toledo           | 60 68 |          |   |               |       |                 |  |
|                           |   |          |       | 123       | A | Akron      | 61 71 | 130        | H | Buffalo          | 50 63 |          |   |               |       |                 |  |
|                           |   |          |       | 42        | A | Ohio       | 58 75 | 141        | H | Western Mich.    | 49 65 |          |   |               |       |                 |  |
|                           |   |          |       | 282       | H | Miami (OH) | 76 56 | 69         | A | Central Mich.    | 75 76 |          |   |               |       |                 |  |
|                           |   |          |       | 130       | A | Buffalo    | 52 55 | 105        | A | Toledo           | 61 75 |          |   |               |       |                 |  |
|                           |   |          |       | 318       | A | Kent St.   | 65 55 | 88         | H | Eastern Mich.    | 67 63 |          |   |               |       |                 |  |

Non-Div I Games:

Bowling Green

■ Loss, 
 ■ Non-Conf, 
 ■ S Site, 
 ■ Home 
 ■ A Away 
 N Neutral

## Bradley

Through Games Of March 7, 2016

|                   |          |           |                |            |             |               |      |      |       |           |
|-------------------|----------|-----------|----------------|------------|-------------|---------------|------|------|-------|-----------|
| Average RPI Win:  | 290      | WON-LOST  | WINNING        | LAST 10    | STRENGTH OF | OPP. STRENGTH | TEAM | ADJ. | CONF. | ADJ CONF. |
| Average RPI Loss: | 159      | RECORD    | PCT. RANK      | GAMES      | SCHEDULE    | OF SCHEDULE   | RPI  | RPI  | RPI   | RPI       |
| DIV. I ONLY       | 7- 21    | 296       | 3- 7           | 281        | 200         | 303           | 303  | 21   | 21    |           |
| DIV. I NON-CONF.  | 3- 7     | 248       | 0- 0           | 270        | 159         | 268           | 268  | 17   | 17    |           |
| TOTALS            | RPI 1-25 | RPI 26-50 | W-L RECORDS    | RPI 51-100 | RPI 101-150 | RPI 150+      |      |      |       |           |
| 7- 21             | 0- 0     | 0- 1      | OVERALL        | 0- 8       | 1- 3        | 6- 9          |      |      |       |           |
| 4- 9              | 0- 0     | 0- 1      | HOME           | 0- 3       | 0- 2        | 4- 3          |      |      |       |           |
| 3- 12             | 0- 0     | 0- 0      | AWAY           | 0- 5       | 1- 1        | 2- 6          |      |      |       |           |
| 0- 0              | 0- 0     | 0- 0      | NEUTRAL        | 0- 0       | 0- 0        | 0- 0          |      |      |       |           |
| 3- 7              | 0- 0     | 0- 1      | NON-CONFERENCE | 0- 2       | 1- 1        | 2- 3          |      |      |       |           |
| 1- 3              | 0- 0     | 0- 1      | HOME           | 0- 0       | 0- 1        | 1- 1          |      |      |       |           |
| 2- 4              | 0- 0     | 0- 0      | AWAY           | 0- 2       | 1- 0        | 1- 2          |      |      |       |           |
| 0- 0              | 0- 0     | 0- 0      | NEUTRAL        | 0- 0       | 0- 0        | 0- 0          |      |      |       |           |
| 4- 14             | 0- 0     | 0- 0      | CONFERENCE     | 0- 6       | 0- 2        | 4- 6          |      |      |       |           |
| 3- 6              | 0- 0     | 0- 0      | HOME           | 0- 3       | 0- 1        | 3- 2          |      |      |       |           |
| 1- 8              | 0- 0     | 0- 0      | AWAY           | 0- 3       | 0- 1        | 1- 4          |      |      |       |           |
| 0- 0              | 0- 0     | 0- 0      | NEUTRAL        | 0- 0       | 0- 0        | 0- 0          |      |      |       |           |

| RPI 1-25                  |   |          |       | RPI 26-50 |   |                |       | RPI 51-100 |   |               |       | RPI 101+ |   |                |       | Team's RPI: 303 |  |
|---------------------------|---|----------|-------|-----------|---|----------------|-------|------------|---|---------------|-------|----------|---|----------------|-------|-----------------|--|
| RPI                       | S | Opponent | Score | RPI       | S | Opponent       | Score | RPI        | S | Opponent      | Score | RPI      | S | Opponent       | Score |                 |  |
|                           |   |          |       | 29        | H | Oklahoma       | 46 79 | 53         | A | Saint Louis   | 58 75 | 136      | A | Southern Ill.  | 49 75 |                 |  |
|                           |   |          |       |           |   |                |       | 59         | A | Iowa          | 53 60 | 136      | H | Southern Ill.  | 51 65 |                 |  |
|                           |   |          |       |           |   |                |       | 91         | A | Missouri St.  | 56 59 | 141      | H | Western Mich.  | 59 72 |                 |  |
|                           |   |          |       |           |   |                |       | 91         | H | Missouri St.  | 44 55 | 143      | A | Detroit        | 75 67 |                 |  |
|                           |   |          |       |           |   |                |       | 95         | A | UNI           | 41 65 | 175      | A | Loyola Chicago | 63 69 |                 |  |
|                           |   |          |       |           |   |                |       | 95         | H | UNI           | 47 55 | 175      | H | Loyola Chicago | 54 67 |                 |  |
|                           |   |          |       |           |   |                |       | 97         | A | Drake         | 45 78 | 227      | A | Indiana St.    | 37 59 |                 |  |
|                           |   |          |       |           |   |                |       | 97         | H | Drake         | 64 76 | 227      | H | Indiana St.    | 59 68 |                 |  |
|                           |   |          |       |           |   |                |       |            |   |               |       | 252      | H | Ill.-Chicago   | 56 66 |                 |  |
|                           |   |          |       |           |   |                |       |            |   |               |       | 259      | A | Bowling Green  | 53 66 |                 |  |
|                           |   |          |       |           |   |                |       |            |   |               |       | 260      | A | Northern Ill.  | 64 68 |                 |  |
|                           |   |          |       |           |   |                |       |            |   |               |       | 290      | A | Wichita St.    | 55 50 |                 |  |
|                           |   |          |       |           |   |                |       |            |   |               |       | 290      | H | Wichita St.    | 50 44 |                 |  |
|                           |   |          |       |           |   |                |       |            |   |               |       | 316      | A | Illinois St.   | 49 54 |                 |  |
|                           |   |          |       |           |   |                |       |            |   |               |       | 316      | H | Illinois St.   | 52 38 |                 |  |
|                           |   |          |       |           |   |                |       |            |   |               |       | 318      | H | Kent St.       | 68 60 |                 |  |
|                           |   |          |       |           |   |                |       |            |   |               |       | 332      | A | Evansville     | 46 62 |                 |  |
|                           |   |          |       |           |   |                |       |            |   |               |       | 332      | H | Evansville     | 66 52 |                 |  |
|                           |   |          |       |           |   |                |       |            |   |               |       | 344      | A | Chicago St.    | 66 60 |                 |  |
| LAST 12 Division I GAMES: |   |          |       |           |   |                |       |            |   |               |       |          |   |                |       |                 |  |
|                           |   |          |       | 175       | A | Loyola Chicago | 63 69 | 290        | A | Wichita St.   | 55 50 |          |   |                |       |                 |  |
|                           |   |          |       | 97        | A | Drake          | 45 78 | 136        | H | Southern Ill. | 51 65 |          |   |                |       |                 |  |
|                           |   |          |       | 95        | A | UNI            | 41 65 | 332        | H | Evansville    | 66 52 |          |   |                |       |                 |  |
|                           |   |          |       | 316       | H | Illinois St.   | 52 38 | 95         | H | UNI           | 47 55 |          |   |                |       |                 |  |
|                           |   |          |       | 227       | H | Indiana St.    | 59 68 | 97         | H | Drake         | 64 76 |          |   |                |       |                 |  |
|                           |   |          |       | 91        | A | Missouri St.   | 56 59 | 227        | A | Indiana St.   | 37 59 |          |   |                |       |                 |  |

Non-Div I Games: Eureka

87 47

Bradley

■ Loss, 
 ■ Non-Conf, 
 ■ S Site, 
 ■ Home 
 ■ Away 
 N Neutral

|                   |          |           |                |            |             |               |      |      |       |           |
|-------------------|----------|-----------|----------------|------------|-------------|---------------|------|------|-------|-----------|
| Average RPI Win:  | 256      | WON-LOST  | WINNING        | LAST 10    | STRENGTH OF | OPP. STRENGTH | TEAM | ADJ. | CONF. | ADJ CONF. |
| Average RPI Loss: | 140      | RECORD    | PCT. RANK      | GAMES      | SCHEDULE    | OF SCHEDULE   | RPI  | RPI  | RPI   | RPI       |
| DIV. I ONLY       | 13- 13   | 166       | 3- 7           | 264        | 192         | 205           | 205  | 10   | 10    |           |
| DIV. I NON-CONF.  | 10- 2    | 33        | 0- 0           | 341        | 341         | 151           | 151  | 12   | 12    |           |
| TOTALS            | RPI 1-25 | RPI 26-50 | W-L RECORDS    | RPI 51-100 | RPI 101-150 | RPI 150+      |      |      |       |           |
| 13- 13            | 0- 0     | 0- 4      | OVERALL        | 0- 2       | 0- 0        | 13- 7         |      |      |       |           |
| 7- 5              | 0- 0     | 0- 2      | HOME           | 0- 1       | 0- 0        | 7- 2          |      |      |       |           |
| 6- 8              | 0- 0     | 0- 2      | AWAY           | 0- 1       | 0- 0        | 6- 5          |      |      |       |           |
| 0- 0              | 0- 0     | 0- 0      | NEUTRAL        | 0- 0       | 0- 0        | 0- 0          |      |      |       |           |
| 10- 2             | 0- 0     | 0- 0      | NON-CONFERENCE | 0- 0       | 0- 0        | 10- 2         |      |      |       |           |
| 5- 0              | 0- 0     | 0- 0      | HOME           | 0- 0       | 0- 0        | 5- 0          |      |      |       |           |
| 5- 2              | 0- 0     | 0- 0      | AWAY           | 0- 0       | 0- 0        | 5- 2          |      |      |       |           |
| 0- 0              | 0- 0     | 0- 0      | NEUTRAL        | 0- 0       | 0- 0        | 0- 0          |      |      |       |           |
| 3- 11             | 0- 0     | 0- 4      | CONFERENCE     | 0- 2       | 0- 0        | 3- 5          |      |      |       |           |
| 2- 5              | 0- 0     | 0- 2      | HOME           | 0- 1       | 0- 0        | 2- 2          |      |      |       |           |
| 1- 6              | 0- 0     | 0- 2      | AWAY           | 0- 1       | 0- 0        | 1- 3          |      |      |       |           |
| 0- 0              | 0- 0     | 0- 0      | NEUTRAL        | 0- 0       | 0- 0        | 0- 0          |      |      |       |           |

| RPI 1-25                  |   |          |       | RPI 26-50 |   |           |       | RPI 51-100 |   |           |       | RPI 101+ |   |                     |       | Team's RPI: 205 |  |
|---------------------------|---|----------|-------|-----------|---|-----------|-------|------------|---|-----------|-------|----------|---|---------------------|-------|-----------------|--|
| RPI                       | S | Opponent | Score | RPI       | S | Opponent  | Score | RPI        | S | Opponent  | Score | RPI      | S | Opponent            | Score |                 |  |
|                           |   |          |       | 33        | A | Princeton | 53 72 | 93         | A | Harvard   | 79 92 | 156      | A | Yale                | 54 81 |                 |  |
|                           |   |          |       | 33        | H | Princeton | 57 83 | 93         | H | Harvard   | 79 87 | 156      | H | Yale                | 39 48 |                 |  |
|                           |   |          |       | 36        | A | Penn      | 49 66 |            |   |           |       | 168      | A | Cornell             | 70 85 |                 |  |
|                           |   |          |       | 36        | H | Penn      | 59 69 |            |   |           |       | 168      | H | Cornell             | 91 69 |                 |  |
|                           |   |          |       |           |   |           |       |            |   |           |       | 213      | H | Rhode Island        | 67 63 |                 |  |
|                           |   |          |       |           |   |           |       |            |   |           |       | 214      | A | Dartmouth           | 56 60 |                 |  |
|                           |   |          |       |           |   |           |       |            |   |           |       | 214      | H | Dartmouth           | 50 63 |                 |  |
|                           |   |          |       |           |   |           |       |            |   |           |       | 219      | H | Binghamton          | 67 65 |                 |  |
|                           |   |          |       |           |   |           |       |            |   |           |       | 225      | A | Bryant              | 84 67 |                 |  |
|                           |   |          |       |           |   |           |       |            |   |           |       | 244      | A | Bethune-Cookman     | 68 61 |                 |  |
|                           |   |          |       |           |   |           |       |            |   |           |       | 247      | A | Columbia            | 73 63 |                 |  |
|                           |   |          |       |           |   |           |       |            |   |           |       | 247      | H | Columbia            | 91 64 |                 |  |
|                           |   |          |       |           |   |           |       |            |   |           |       | 250      | A | Manhattan           | 56 80 |                 |  |
|                           |   |          |       |           |   |           |       |            |   |           |       | 254      | H | Morgan St.          | 72 45 |                 |  |
|                           |   |          |       |           |   |           |       |            |   |           |       | 265      | H | Providence          | 57 47 |                 |  |
|                           |   |          |       |           |   |           |       |            |   |           |       | 276      | H | Vermont             | 71 54 |                 |  |
|                           |   |          |       |           |   |           |       |            |   |           |       | 314      | A | Fairleigh Dickinson | 63 48 |                 |  |
|                           |   |          |       |           |   |           |       |            |   |           |       | 318      | A | Kent St.            | 62 57 |                 |  |
|                           |   |          |       |           |   |           |       |            |   |           |       | 338      | A | Saint Peter's       | 67 79 |                 |  |
|                           |   |          |       |           |   |           |       |            |   |           |       | 342      | A | NJIT                | 74 49 |                 |  |
| LAST 12 Division I GAMES: |   |          |       |           |   |           |       |            |   |           |       |          |   |                     |       |                 |  |
|                           |   |          |       | 168       | H | Cornell   | 91 69 | 214        | H | Dartmouth | 50 63 |          |   |                     |       |                 |  |
|                           |   |          |       | 247       | H | Columbia  | 91 64 | 93         | H | Harvard   | 79 87 |          |   |                     |       |                 |  |
|                           |   |          |       | 93        | A | Harvard   | 79 92 | 247        | A | Columbia  | 73 63 |          |   |                     |       |                 |  |
|                           |   |          |       | 214       | A | Dartmouth | 56 60 | 168        | A | Cornell   | 70 85 |          |   |                     |       |                 |  |
|                           |   |          |       | 33        | H | Princeton | 57 83 | 36         | A | Penn      | 49 66 |          |   |                     |       |                 |  |
|                           |   |          |       | 36        | H | Penn      | 59 69 | 33         | A | Princeton | 53 72 |          |   |                     |       |                 |  |

Non-Div I Games: Mount Ida 114 28 Rhode Island Col. 90 35

Brown

Loss, Non-Conf, S Site, H Home A Away N Neutral

|                   |          |           |                |            |             |               |      |      |       |           |
|-------------------|----------|-----------|----------------|------------|-------------|---------------|------|------|-------|-----------|
| Average RPI Win:  | 295      | WON-LOST  | WINNING        | LAST 10    | STRENGTH OF | OPP. STRENGTH | TEAM | ADJ. | CONF. | ADJ CONF. |
| Average RPI Loss: | 195      | RECORD    | PCT. RANK      | GAMES      | SCHEDULE    | OF SCHEDULE   | RPI  | RPI  | RPI   | RPI       |
| DIV. I ONLY       | 18- 12   | 113       | 6- 4           | 336        | 333         | 225           | 225  | 30   | 30    |           |
| DIV. I NON-CONF.  | 3- 8     | 258       | 0- 0           | 287        | 206         | 300           | 300  | 32   | 32    |           |
| TOTALS            | RPI 1-25 | RPI 26-50 | W-L RECORDS    | RPI 51-100 | RPI 101-150 | RPI 150+      |      |      |       |           |
| 18- 12            | 0- 0     | 0- 1      | OVERALL        | 0- 1       | 0- 1        | 18- 9         |      |      |       |           |
| 10- 5             | 0- 0     | 0- 0      | HOME           | 0- 0       | 0- 0        | 10- 5         |      |      |       |           |
| 8- 7              | 0- 0     | 0- 1      | AWAY           | 0- 1       | 0- 1        | 8- 4          |      |      |       |           |
| 0- 0              | 0- 0     | 0- 0      | NEUTRAL        | 0- 0       | 0- 0        | 0- 0          |      |      |       |           |
| 3- 8              | 0- 0     | 0- 1      | NON-CONFERENCE | 0- 1       | 0- 1        | 3- 5          |      |      |       |           |
| 2- 3              | 0- 0     | 0- 0      | HOME           | 0- 0       | 0- 0        | 2- 3          |      |      |       |           |
| 1- 5              | 0- 0     | 0- 1      | AWAY           | 0- 1       | 0- 1        | 1- 2          |      |      |       |           |
| 0- 0              | 0- 0     | 0- 0      | NEUTRAL        | 0- 0       | 0- 0        | 0- 0          |      |      |       |           |
| 15- 4             | 0- 0     | 0- 0      | CONFERENCE     | 0- 0       | 0- 0        | 15- 4         |      |      |       |           |
| 8- 2              | 0- 0     | 0- 0      | HOME           | 0- 0       | 0- 0        | 8- 2          |      |      |       |           |
| 7- 2              | 0- 0     | 0- 0      | AWAY           | 0- 0       | 0- 0        | 7- 2          |      |      |       |           |
| 0- 0              | 0- 0     | 0- 0      | NEUTRAL        | 0- 0       | 0- 0        | 0- 0          |      |      |       |           |

| RPI S                     | Opponent               | Score | RPI S | Opponent             | Score | RPI S | Opponent               | Score | RPI S | Opponent               | Score | Team's RPI: 225 |
|---------------------------|------------------------|-------|-------|----------------------|-------|-------|------------------------|-------|-------|------------------------|-------|-----------------|
| 40                        | A Seton Hall           | 57 93 | 63    | A Maine              | 38 76 | 118   | A Boston College       | 59 74 | 168   | H Cornell              | 62 70 |                 |
|                           |                        |       |       |                      |       | 196   | A Sacred Heart         | 61 59 | 196   | H Sacred Heart         | 60 64 |                 |
|                           |                        |       |       |                      |       | 205   | H Brown                | 67 84 | 209   | A Robert Morris        | 53 55 |                 |
|                           |                        |       |       |                      |       | 209   | H Robert Morris        | 71 65 | 221   | H Massachusetts        | 69 86 |                 |
|                           |                        |       |       |                      |       | 231   | H New Hampshire        | 55 42 | 255   | A Holy Cross           | 64 65 |                 |
|                           |                        |       |       |                      |       | 263   | A Saint Francis (PA)   | 72 85 | 263   | H Saint Francis (PA)   | 84 72 |                 |
|                           |                        |       |       |                      |       | 265   | A Providence           | 78 88 | 275   | A Central Conn. St.    | 65 53 |                 |
|                           |                        |       |       |                      |       | 275   | H Central Conn. St.    | 70 56 | 276   | H Vermont              | 68 52 |                 |
|                           |                        |       |       |                      |       | 314   | A Fairleigh Dickinson  | 70 41 | 314   | H Fairleigh Dickinson  | 74 52 |                 |
|                           |                        |       |       |                      |       | 317   | A Mt. St. Mary's       | 70 59 | 317   | H Mt. St. Mary's       | 86 52 |                 |
|                           |                        |       |       |                      |       | 320   | A UMass Lowell         | 83 64 | 324   | A LIU Brooklyn         | 62 53 |                 |
|                           |                        |       |       |                      |       | 324   | H LIU Brooklyn         | 63 55 | 324   | H LIU Brooklyn         | 70 56 |                 |
|                           |                        |       |       |                      |       | 337   | A St. Francis Brooklyn | 70 42 | 337   | H St. Francis Brooklyn | 57 58 |                 |
|                           |                        |       |       |                      |       |       |                        |       |       |                        |       |                 |
| LAST 12 Division I GAMES: |                        |       |       |                      |       |       |                        |       |       |                        |       |                 |
| 324                       | H LIU Brooklyn         | 70 56 | 345   | H Wagner             | 94 67 |       |                        |       |       |                        |       |                 |
| 314                       | H Fairleigh Dickinson  | 74 52 | 263   | A Saint Francis (PA) | 72 85 |       |                        |       |       |                        |       |                 |
| 324                       | A LIU Brooklyn         | 62 53 | 209   | A Robert Morris      | 53 55 |       |                        |       |       |                        |       |                 |
| 196                       | H Sacred Heart         | 60 64 | 275   | A Central Conn. St.  | 65 53 |       |                        |       |       |                        |       |                 |
| 317                       | H Mt. St. Mary's       | 86 52 | 196   | A Sacred Heart       | 61 59 |       |                        |       |       |                        |       |                 |
| 337                       | H St. Francis Brooklyn | 57 58 | 263   | H Saint Francis (PA) | 84 72 |       |                        |       |       |                        |       |                 |

Non-Div I Games:

Bryant

■ Loss, 
 ■ Non-Conf, 
 ■ S Site, 
 ■ H Home 
 ■ A Away 
 N Neutral



B  
r  
y  
a  
n  
t

RPI S Opponent Score

Bryant

Through Games Of March 7, 2016

| RPI | S | Opponent | Score |    |
|-----|---|----------|-------|----|
| 345 | A | Wagner   | 82    | 71 |
| 345 | H | Wagner   | 94    | 67 |

B  
r  
y  
a  
n  
t

Bryant

| Backbone          |          |          |           | Through Games of March 7, 2018 |             |               |             |      |          |           |
|-------------------|----------|----------|-----------|--------------------------------|-------------|---------------|-------------|------|----------|-----------|
| Average RPI Win:  | 258      | WON-LOST | WINNING   | LAST 10                        | STRENGTH OF | OPP. STRENGTH | TEAM        | ADJ. | CONF.    | ADJ CONF. |
| Average RPI Loss: | 143      | RECORD   | PCT. RANK | GAMES                          | SCHEDULE    | OF SCHEDULE   | RPI         | RPI  | RPI      | RPI       |
| DIV. I ONLY       | 24- 6    | 29       | 10- 0     | 267                            | 295         | 90            | 90          | 25   | 25       |           |
| DIV. I NON-CONF.  | 6- 5     | 146      | 0- 0      | 203                            | 291         | 157           | 157         | 27   | 27       |           |
| -----             |          |          |           |                                |             |               |             |      |          |           |
| TOTALS            | RPI 1-25 |          | RPI 26-50 | W-L RECORDS                    |             | RPI 51-100    | RPI 101-150 |      | RPI 150+ |           |
| 24- 6             | 0- 1     |          | 0- 0      | OVERALL                        |             | 1- 1          | 0- 1        |      | 23- 3    |           |
| 14- 1             | 0- 0     |          | 0- 0      | HOME                           |             | 1- 0          | 0- 1        |      | 13- 0    |           |
| 10- 5             | 0- 1     |          | 0- 0      | AWAY                           |             | 0- 1          | 0- 0        |      | 10- 3    |           |
| 0- 0              | 0- 0     |          | 0- 0      | NEUTRAL                        |             | 0- 0          | 0- 0        |      | 0- 0     |           |
| 6- 5              | 0- 1     |          | 0- 0      | NON-CONFERENCE                 |             | 0- 0          | 0- 1        |      | 6- 3     |           |
| 4- 1              | 0- 0     |          | 0- 0      | HOME                           |             | 0- 0          | 0- 1        |      | 4- 0     |           |
| 2- 4              | 0- 1     |          | 0- 0      | AWAY                           |             | 0- 0          | 0- 0        |      | 2- 3     |           |
| 0- 0              | 0- 0     |          | 0- 0      | NEUTRAL                        |             | 0- 0          | 0- 0        |      | 0- 0     |           |
| 18- 1             | 0- 0     |          | 0- 0      | CONFERENCE                     |             | 1- 1          | 0- 0        |      | 17- 0    |           |
| 10- 0             | 0- 0     |          | 0- 0      | HOME                           |             | 1- 0          | 0- 0        |      | 9- 0     |           |
| 8- 1              | 0- 0     |          | 0- 0      | AWAY                           |             | 0- 1          | 0- 0        |      | 8- 0     |           |
| 0- 0              | 0- 0     |          | 0- 0      | NEUTRAL                        |             | 0- 0          | 0- 0        |      | 0- 0     |           |

| RPI 1-25                  |   |                     |       |    |  |
|---------------------------|---|---------------------|-------|----|--|
| RPI                       | S | Opponent            | Score |    |  |
| 1                         | A | Notre Dame          | 54    | 85 |  |
| RPI 26-50                 |   |                     |       |    |  |
| RPI                       | S | Opponent            | Score |    |  |
| RPI 51-100 Team's RPI: 90 |   |                     |       |    |  |
| RPI                       | S | Opponent            | Score |    |  |
| 68                        | A | Army West Point     | 63    | 68 |  |
| 68                        | H | Army West Point     | 79    | 69 |  |
| RPI 101+                  |   |                     |       |    |  |
| RPI                       | S | Opponent            | Score |    |  |
| 126                       | H | Youngstown St.      | 47    | 55 |  |
| 163                       | H | Delaware            | 80    | 51 |  |
| 182                       | A | UMBC                | 52    | 65 |  |
| 216                       | A | Lehigh              | 67    | 54 |  |
| 216                       | H | Lehigh              | 80    | 77 |  |
| 219                       | H | Binghamton          | 76    | 46 |  |
| 222                       | A | Loyola Maryland     | 64    | 42 |  |
| 222                       | H | Loyola Maryland     | 71    | 64 |  |
| 224                       | A | Canisius            | 56    | 61 |  |
| 232                       | A | Navy                | 51    | 41 |  |
| 232                       | H | Navy                | 64    | 52 |  |
| 250                       | A | Manhattan           | 61    | 56 |  |
| 254                       | A | Morgan St.          | 50    | 64 |  |
| 255                       | A | Holy Cross          | 58    | 51 |  |
| 255                       | H | Holy Cross          | 74    | 64 |  |
| 262                       | A | Cleveland St.       | 59    | 57 |  |
| 273                       | A | American            | 66    | 60 |  |
| 273                       | H | American            | 60    | 54 |  |
| 273                       | H | American            | 73    | 65 |  |
| 292                       | A | Colgate             | 71    | 51 |  |
| 292                       | H | Colgate             | 79    | 60 |  |
| 314                       | H | Fairleigh Dickinson | 72    | 62 |  |
| 317                       | H | Mt. St. Mary's      | 71    | 45 |  |
| 329                       | A | Lafayette           | 68    | 59 |  |
| 329                       | H | Lafayette           | 69    | 55 |  |
| 343                       | A | Boston U.           | 72    | 59 |  |
| 222                       | A | Loyola Maryland     | 64    | 42 |  |
| 273                       | H | American            | 73    | 65 |  |
| 329                       | A | Lafayette           | 68    | 59 |  |
| 232                       | H | Navy                | 64    | 52 |  |
| 329                       | H | Lafayette           | 69    | 55 |  |
| 343                       | A | Boston U.           | 72    | 59 |  |
| 222                       | A | Loyola Maryland     | 64    | 42 |  |
| 292                       | H | Colgate             | 79    | 60 |  |
| 216                       | A | Lehigh              | 67    | 54 |  |
| 255                       | H | Holy Cross          | 74    | 64 |  |
| 273                       | H | American            | 60    | 54 |  |
| 68                        | A | Army West Point     | 63    | 68 |  |
| 343                       | H | Boston U.           | 74    | 56 |  |
| LAST 12 Division I GAMES: |   |                     |       |    |  |

Non-Div I Games:

Bucknell

■ Loss, ■ Non-Conf, S Site, H Home A Away N Neutral

| RPI | S | Opponent  | Score |
|-----|---|-----------|-------|
| 343 | H | Boston U. | 74 56 |

B  
u  
c  
k  
n  
e  
l  
l

B  
u  
c  
k  
n  
e  
l  
l

Bucknell

|                              |          |           |                |             |               |          |      |       |           |
|------------------------------|----------|-----------|----------------|-------------|---------------|----------|------|-------|-----------|
| Average RPI Win: <b>224</b>  | WON-LOST | WINNING   | LAST 10        | STRENGTH OF | OPP. STRENGTH | TEAM     | ADJ. | CONF. | ADJ CONF. |
| Average RPI Loss: <b>111</b> | RECORD   | PCT. RANK | GAMES          | SCHEDULE    | OF SCHEDULE   | RPI      | RPI  | RPI   | RPI       |
| DIV. I ONLY                  | 17- 13   | 137       | 6- 4           | 147         | 162           | 130      | 130  | 11    | 11        |
| DIV. I NON-CONF.             | 8- 3     | 77        | 0- 0           | 209         | 225           | 101      | 101  | 13    | 13        |
| TOTALS                       | RPI 1-25 | RPI 26-50 | W-L RECORDS    | RPI 51-100  | RPI 101-150   | RPI 150+ |      |       |           |
| 17- 13                       | 0- 1     | 2- 1      | OVERALL        | 1- 5        | 0- 4          | 14- 2    |      |       |           |
| 9- 5                         | 0- 1     | 1- 0      | HOME           | 1- 2        | 0- 2          | 7- 0     |      |       |           |
| 7- 8                         | 0- 0     | 1- 1      | AWAY           | 0- 3        | 0- 2          | 6- 2     |      |       |           |
| 1- 0                         | 0- 0     | 0- 0      | NEUTRAL        | 0- 0        | 0- 0          | 1- 0     |      |       |           |
| 8- 3                         | 0- 1     | 0- 1      | NON-CONFERENCE | 0- 1        | 0- 0          | 8- 0     |      |       |           |
| 3- 1                         | 0- 1     | 0- 0      | HOME           | 0- 0        | 0- 0          | 3- 0     |      |       |           |
| 4- 2                         | 0- 0     | 0- 1      | AWAY           | 0- 1        | 0- 0          | 4- 0     |      |       |           |
| 1- 0                         | 0- 0     | 0- 0      | NEUTRAL        | 0- 0        | 0- 0          | 1- 0     |      |       |           |
| 9- 10                        | 0- 0     | 2- 0      | CONFERENCE     | 1- 4        | 0- 4          | 6- 2     |      |       |           |
| 6- 4                         | 0- 0     | 1- 0      | HOME           | 1- 2        | 0- 2          | 4- 0     |      |       |           |
| 3- 6                         | 0- 0     | 1- 0      | AWAY           | 0- 2        | 0- 2          | 2- 2     |      |       |           |
| 0- 0                         | 0- 0     | 0- 0      | NEUTRAL        | 0- 0        | 0- 0          | 0- 0     |      |       |           |

| RPI 1-25                  |   |               |              | RPI 26-50 |   |                 |              | RPI 51-100 |   |               |              | RPI 101+ Team's RPI: 130 |   |               |              |
|---------------------------|---|---------------|--------------|-----------|---|-----------------|--------------|------------|---|---------------|--------------|--------------------------|---|---------------|--------------|
| RPI                       | S | Opponent      | Score        | RPI       | S | Opponent        | Score        | RPI        | S | Opponent      | Score        | RPI                      | S | Opponent      | Score        |
| 18                        | H | Duquesne      | 62 <b>79</b> | 37        | A | St. Bonaventure | 32 <b>59</b> | 56         | A | Ball St.      | 63 <b>68</b> | 105                      | A | Toledo        | 60 <b>71</b> |
|                           |   |               |              | 42        | A | Ohio            | 70 58        | 56         | H | Ball St.      | 57 <b>59</b> | 123                      | A | Akron         | 49 <b>62</b> |
|                           |   |               |              | 42        | H | Ohio            | 51 43        | 65         | A | Hofstra       | 36 <b>79</b> | 123                      | H | Akron         | 61 <b>69</b> |
|                           |   |               |              |           |   |                 |              | 69         | H | Central Mich. | 67 61        | 141                      | H | Western Mich. | 78 <b>92</b> |
|                           |   |               |              |           |   |                 |              | 88         | A | Eastern Mich. | 56 <b>67</b> | 168                      | H | Cornell       | 59 41        |
|                           |   |               |              |           |   |                 |              | 88         | H | Eastern Mich. | 55 <b>70</b> | 196                      | A | Sacred Heart  | 66 53        |
|                           |   |               |              |           |   |                 |              |            |   |               |              | 221                      | A | Massachusetts | 56 48        |
|                           |   |               |              |           |   |                 |              |            |   |               |              | 224                      | H | Canisius      | 54 40        |
|                           |   |               |              |           |   |                 |              |            |   |               |              | 258                      | N | Clemson       | 61 51        |
|                           |   |               |              |           |   |                 |              |            |   |               |              | 259                      | A | Bowling Green | 63 50        |
|                           |   |               |              |           |   |                 |              |            |   |               |              | 259                      | H | Bowling Green | 60 44        |
|                           |   |               |              |           |   |                 |              |            |   |               |              | 259                      | H | Bowling Green | 55 52        |
|                           |   |               |              |           |   |                 |              |            |   |               |              | 260                      | A | Northern Ill. | 74 <b>76</b> |
|                           |   |               |              |           |   |                 |              |            |   |               |              | 277                      | A | UCF           | 66 60        |
|                           |   |               |              |           |   |                 |              |            |   |               |              | 282                      | A | Miami (OH)    | 58 <b>69</b> |
|                           |   |               |              |           |   |                 |              |            |   |               |              | 282                      | H | Miami (OH)    | 58 39        |
|                           |   |               |              |           |   |                 |              |            |   |               |              | 289                      | A | Niagara       | 57 48        |
|                           |   |               |              |           |   |                 |              |            |   |               |              | 318                      | A | Kent St.      | 77 66        |
|                           |   |               |              |           |   |                 |              |            |   |               |              | 318                      | H | Kent St.      | 63 47        |
|                           |   |               |              |           |   |                 |              |            |   |               |              | 324                      | H | LIU Brooklyn  | 55 38        |
| LAST 12 Division I GAMES: |   |               |              |           |   |                 |              |            |   |               |              |                          |   |               |              |
| 259                       | H | Bowling Green | 60 44        | 88        | H | Eastern Mich.   | 55 <b>70</b> | 259        | A | Bowling Green | 63 50        |                          |   |               |              |
| 318                       | H | Kent St.      | 63 47        | 105       | A | Toledo          | 60 <b>71</b> | 56         | H | Ball St.      | 57 <b>59</b> |                          |   |               |              |
| 123                       | A | Akron         | 49 <b>62</b> | 42        | H | Ohio            | 51 43        | 260        | A | Northern Ill. | 74 <b>76</b> |                          |   |               |              |
| 42                        | A | Ohio          | 70 58        |           |   |                 |              |            |   |               |              |                          |   |               |              |
| 259                       | H | Bowling Green | 55 52        |           |   |                 |              |            |   |               |              |                          |   |               |              |
| 282                       | H | Miami (OH)    | 58 39        |           |   |                 |              |            |   |               |              |                          |   |               |              |

Non-Div I Games:

Buffalo

■ Loss, 
 ■ Non-Conf, S Site, 
 ■ Home 
 ■ Away 
 N Neutral

Butler

Average RPI Win: 187

Average RPI Loss: 78

WON-LOST RECORD

WINNING PCT. RANK

LAST 10 GAMES

STRENGTH OF SCHEDULE

OPP. STRENGTH OF SCHEDULE

TEAM RPI

ADJ. RPI

CONF. RPI

ADJ CONF. RPI

DIV. I ONLY

10- 21

269

3- 7

78

63

180

180

6

6

DIV. I NON-CONF.

5- 6

180

0- 0

132

21

143

143

6

6

TOTALS

RPI 1-25

RPI 26-50

W-L RECORDS

RPI 51-100

RPI 101-150

RPI 150+

10- 21

0- 2

1- 7

OVERALL

0- 5

3- 4

6- 3

6- 7

0- 1

1- 2

HOME

0- 2

3- 1

2- 1

2- 14

0- 1

0- 5

AWAY

0- 3

0- 3

2- 2

2- 0

0- 0

NEUTRAL

0- 0

0- 0

2- 0

5- 6

0- 2

0- 1

NON-CONFERENCE

0- 1

2- 1

3- 1

3- 1

0- 1

HOME

0- 0

2- 0

1- 0

1- 5

0- 1

0- 1

AWAY

0- 1

0- 1

1- 1

1- 0

0- 0

NEUTRAL

0- 0

0- 0

1- 0

5- 15

0- 0

1- 6

CONFERENCE

0- 4

1- 3

3- 2

3- 6

0- 0

1- 2

HOME

0- 2

1- 1

1- 1

1- 9

0- 0

0- 4

AWAY

0- 2

0- 2

1- 1

1- 0

0- 0

NEUTRAL

0- 0

0- 0

1- 0

RPI 1-25

RPI 26-50

RPI 51-100

RPI 101+

Team's RPI: 180

RPI S Opponent Score

RPI S Opponent Score

RPI S Opponent Score

RPI S Opponent Score

20 A South Fla. 77 87

28 A DePaul 63 102

54 A Villanova 46 66

102 A Georgetown 35 49

25 H Green Bay 46 55

28 A DePaul 49 76

54 H Villanova 45 57

102 H Georgetown 82 76

28 H DePaul 54 61

56 A Ball St. 50 58

103 A Wright St. 53 66

40 A Seton Hall 77 98

99 A Marquette 69 76

107 H TCU 65 53

40 H Seton Hall 67 72

99 H Marquette 64 80

110 A Creighton 49 77

41 A Chattanooga 49 60

110 H Creighton 42 52

140 H Arkansas 63 57

43 A St. John's (NY) 41 68

170 A Xavier 47 55

170 H Xavier 63 73

170 N Xavier 48 47

43 H St. John's (NY) 62 58

227 A Indiana St. 63 70

241 H Valparaiso 72 53

258 N Clemson 54 50

265 A Providence 77 67

265 H Providence 65 50

277 A UCF 71 63

LAST 12 Division I GAMES:

28 A DePaul 49 76

28 A DePaul 63 102

170 N Xavier 48 47

99 A Marquette 69 76

54 A Villanova 46 66

265 H Providence 65 50

102 A Georgetown 35 49

110 H Creighton 42 52

43 H St. John's (NY) 62 58

170 A Xavier 47 55

40 H Seton Hall 67 72

40 A Seton Hall 77 98

Non-Div I Games:

Butler

Loss, Non-Conf, S Site, H Home A Away N Neutral

CSU Bakersfield

Through Games Of March 7, 2016

|                   |          |           |                |            |             |               |      |      |       |           |
|-------------------|----------|-----------|----------------|------------|-------------|---------------|------|------|-------|-----------|
| Average RPI Win:  | 261      | WON-LOST  | WINNING        | LAST 10    | STRENGTH OF | OPP. STRENGTH | TEAM | ADJ. | CONF. | ADJ CONF. |
| Average RPI Loss: | 128      | RECORD    | PCT. RANK      | GAMES      | SCHEDULE    | OF SCHEDULE   | RPI  | RPI  | RPI   | RPI       |
| DIV. I ONLY       | 11- 18   | 243       | 6- 4           | 124        | 191         | 212           | 212  | 28   | 28    |           |
| DIV. I NON-CONF.  | 3- 12    | 290       | 0- 0           | 38         | 33          | 222           | 222  | 25   | 25    |           |
| TOTALS            | RPI 1-25 | RPI 26-50 | W-L RECORDS    | RPI 51-100 | RPI 101-150 | RPI 150+      |      |      |       |           |
| 11- 18            | 0- 5     | 0- 0      | OVERALL        | 0- 1       | 0- 5        | 11- 7         |      |      |       |           |
| 7- 6              | 0- 0     | 0- 0      | HOME           | 0- 0       | 0- 2        | 7- 4          |      |      |       |           |
| 4- 10             | 0- 3     | 0- 0      | AWAY           | 0- 1       | 0- 3        | 4- 3          |      |      |       |           |
| 0- 2              | 0- 2     | 0- 0      | NEUTRAL        | 0- 0       | 0- 0        | 0- 0          |      |      |       |           |
| 3- 12             | 0- 5     | 0- 0      | NON-CONFERENCE | 0- 1       | 0- 3        | 3- 3          |      |      |       |           |
| 3- 3              | 0- 0     | 0- 0      | HOME           | 0- 0       | 0- 1        | 3- 2          |      |      |       |           |
| 0- 7              | 0- 3     | 0- 0      | AWAY           | 0- 1       | 0- 2        | 0- 1          |      |      |       |           |
| 0- 2              | 0- 2     | 0- 0      | NEUTRAL        | 0- 0       | 0- 0        | 0- 0          |      |      |       |           |
| 8- 6              | 0- 0     | 0- 0      | CONFERENCE     | 0- 0       | 0- 2        | 8- 4          |      |      |       |           |
| 4- 3              | 0- 0     | 0- 0      | HOME           | 0- 0       | 0- 1        | 4- 2          |      |      |       |           |
| 4- 3              | 0- 0     | 0- 0      | AWAY           | 0- 0       | 0- 1        | 4- 2          |      |      |       |           |
| 0- 0              | 0- 0     | 0- 0      | NEUTRAL        | 0- 0       | 0- 0        | 0- 0          |      |      |       |           |

| RPI 1-25                  |   |                |       | RPI 26-50 |   |                |       | RPI 51-100 |   |              |       | RPI 101+ Team's RPI: 212 |   |                  |       |
|---------------------------|---|----------------|-------|-----------|---|----------------|-------|------------|---|--------------|-------|--------------------------|---|------------------|-------|
| RPI                       | S | Opponent       | Score | RPI       | S | Opponent       | Score | RPI        | S | Opponent     | Score | RPI                      | S | Opponent         | Score |
| 4                         | N | South Carolina | 71 90 |           |   |                |       | 58         | A | UC Riverside | 61 81 | 108                      | A | New Mexico St.   | 63 86 |
| 5                         | A | Oregon St.     | 51 75 |           |   |                |       |            |   |              |       | 108                      | H | New Mexico St.   | 59 67 |
| 9                         | A | UCLA           | 68 82 |           |   |                |       |            |   |              |       | 117                      | A | Fresno St.       | 52 57 |
| 10                        | A | Stanford       | 41 83 |           |   |                |       |            |   |              |       | 119                      | A | Hawaii           | 60 74 |
| 11                        | N | Arizona St.    | 47 60 |           |   |                |       |            |   |              |       | 119                      | H | Hawaii           | 55 65 |
|                           |   |                |       |           |   |                |       |            |   |              |       | 173                      | H | Pacific          | 74 80 |
|                           |   |                |       |           |   |                |       |            |   |              |       | 188                      | H | Cal Poly         | 57 52 |
|                           |   |                |       |           |   |                |       |            |   |              |       | 189                      | H | San Jose St.     | 90 88 |
|                           |   |                |       |           |   |                |       |            |   |              |       | 191                      | A | UTRGV            | 46 60 |
|                           |   |                |       |           |   |                |       |            |   |              |       | 191                      | H | UTRGV            | 80 66 |
|                           |   |                |       |           |   |                |       |            |   |              |       | 210                      | A | Utah Valley      | 53 72 |
|                           |   |                |       |           |   |                |       |            |   |              |       | 210                      | H | Utah Valley      | 61 54 |
|                           |   |                |       |           |   |                |       |            |   |              |       | 229                      | A | Grand Canyon     | 76 67 |
|                           |   |                |       |           |   |                |       |            |   |              |       | 229                      | H | Grand Canyon     | 51 61 |
|                           |   |                |       |           |   |                |       |            |   |              |       | 266                      | H | Pepperdine       | 73 76 |
|                           |   |                |       |           |   |                |       |            |   |              |       | 268                      | A | UC Santa Barbara | 60 61 |
|                           |   |                |       |           |   |                |       |            |   |              |       | 271                      | A | Seattle          | 66 52 |
|                           |   |                |       |           |   |                |       |            |   |              |       | 271                      | H | Seattle          | 76 68 |
|                           |   |                |       |           |   |                |       |            |   |              |       | 302                      | A | UMKC             | 78 68 |
|                           |   |                |       |           |   |                |       |            |   |              |       | 302                      | H | UMKC             | 40 56 |
|                           |   |                |       |           |   |                |       |            |   |              |       | 336                      | H | UC Irvine        | 65 39 |
|                           |   |                |       |           |   |                |       |            |   |              |       | 344                      | A | Chicago St.      | 74 61 |
|                           |   |                |       |           |   |                |       |            |   |              |       | 344                      | H | Chicago St.      | 76 43 |
| LAST 12 Division I GAMES: |   |                |       |           |   |                |       |            |   |              |       |                          |   |                  |       |
| 271                       | A | Seattle        | 66 52 | 302       | A | UMKC           | 78 68 |            |   |              |       |                          |   |                  |       |
| 229                       | A | Grand Canyon   | 76 67 | 210       | H | Utah Valley    | 61 54 |            |   |              |       |                          |   |                  |       |
| 191                       | H | UTRGV          | 80 66 | 229       | H | Grand Canyon   | 51 61 |            |   |              |       |                          |   |                  |       |
| 108                       | H | New Mexico St. | 59 67 | 108       | A | New Mexico St. | 63 86 |            |   |              |       |                          |   |                  |       |
| 210                       | A | Utah Valley    | 53 72 | 191       | A | UTRGV          | 46 60 |            |   |              |       |                          |   |                  |       |
| 344                       | A | Chicago St.    | 74 61 | 271       | H | Seattle        | 76 68 |            |   |              |       |                          |   |                  |       |

Non-Div I Games:

CSU Bakersfield

Loss, Non-Conf, S Site, H Home A Away N Neutral

|                              |          |           |                |             |               |          |      |       |           |
|------------------------------|----------|-----------|----------------|-------------|---------------|----------|------|-------|-----------|
| Average RPI Win: <b>270</b>  | WON-LOST | WINNING   | LAST 10        | STRENGTH OF | OPP. STRENGTH | TEAM     | ADJ. | CONF. | ADJ CONF. |
| Average RPI Loss: <b>157</b> | RECORD   | PCT. RANK | GAMES          | SCHEDULE    | OF SCHEDULE   | RPI      | RPI  | RPI   | RPI       |
| DIV. I ONLY                  | 7- 23    | 302       | 3- 7           | 247         | 184           | 299      | 299  | 22    | 22        |
| DIV. I NON-CONF.             | 2- 12    | 311       | 0- 0           | 240         | 58            | 299      | 299  | 21    | 21        |
| TOTALS                       | RPI 1-25 | RPI 26-50 | W-L RECORDS    | RPI 51-100  | RPI 101-150   | RPI 150+ |      |       |           |
| 7- 23                        | 0- 1     | 0- 1      | OVERALL        | 0- 6        | 2- 4          | 5- 11    |      |       |           |
| 4- 9                         | 0- 0     | 0- 1      | HOME           | 0- 2        | 2- 1          | 2- 5     |      |       |           |
| 3- 14                        | 0- 1     | 0- 0      | AWAY           | 0- 4        | 0- 3          | 3- 6     |      |       |           |
| 0- 0                         | 0- 0     | 0- 0      | NEUTRAL        | 0- 0        | 0- 0          | 0- 0     |      |       |           |
| 2- 12                        | 0- 1     | 0- 1      | NON-CONFERENCE | 0- 4        | 1- 1          | 1- 5     |      |       |           |
| 1- 4                         | 0- 0     | 0- 1      | HOME           | 0- 1        | 1- 0          | 0- 2     |      |       |           |
| 1- 8                         | 0- 1     | 0- 0      | AWAY           | 0- 3        | 0- 1          | 1- 3     |      |       |           |
| 0- 0                         | 0- 0     | 0- 0      | NEUTRAL        | 0- 0        | 0- 0          | 0- 0     |      |       |           |
| 5- 11                        | 0- 0     | 0- 0      | CONFERENCE     | 0- 2        | 1- 3          | 4- 6     |      |       |           |
| 3- 5                         | 0- 0     | 0- 0      | HOME           | 0- 1        | 1- 1          | 2- 3     |      |       |           |
| 2- 6                         | 0- 0     | 0- 0      | AWAY           | 0- 1        | 0- 2          | 2- 3     |      |       |           |
| 0- 0                         | 0- 0     | 0- 0      | NEUTRAL        | 0- 0        | 0- 0          | 0- 0     |      |       |           |

| RPI                       | S | Opponent          | Score        | RPI | S | Opponent          | Score        | RPI | S | Opponent        | Score         | RPI | S | Opponent          | Score         | Team's RPI: 299 |
|---------------------------|---|-------------------|--------------|-----|---|-------------------|--------------|-----|---|-----------------|---------------|-----|---|-------------------|---------------|-----------------|
| 11                        | A | Arizona St.       | 46 <b>69</b> | 38  | H | Georgia           | 58 <b>83</b> | 52  | H | St. Mary's (CA) | 59 <b>93</b>  | 119 | A | Hawaii            | 50 <b>77</b>  |                 |
|                           |   |                   |              |     |   |                   |              | 58  | A | UC Riverside    | 76 <b>83</b>  | 119 | H | Hawaii            | 63 60         |                 |
|                           |   |                   |              |     |   |                   |              | 58  | H | UC Riverside    | 62 <b>84</b>  | 129 | A | Long Beach St.    | 71 <b>74</b>  |                 |
|                           |   |                   |              |     |   |                   |              | 82  | A | San Diego       | 64 <b>86</b>  | 129 | H | Long Beach St.    | 69 <b>79</b>  |                 |
|                           |   |                   |              |     |   |                   |              | 85  | A | California      | 44 <b>106</b> | 131 | H | Penn St.          | 81 73         |                 |
|                           |   |                   |              |     |   |                   |              | 87  | A | Utah            | 56 <b>97</b>  | 135 | A | Idaho             | 50 <b>106</b> |                 |
|                           |   |                   |              |     |   |                   |              |     |   |                 |               | 178 | A | Eastern Wash.     | 59 <b>70</b>  |                 |
|                           |   |                   |              |     |   |                   |              |     |   |                 |               | 187 | A | UC Davis          | 50 <b>57</b>  |                 |
|                           |   |                   |              |     |   |                   |              |     |   |                 |               | 187 | H | UC Davis          | 52 <b>75</b>  |                 |
|                           |   |                   |              |     |   |                   |              |     |   |                 |               | 188 | A | Cal Poly          | 62 <b>66</b>  |                 |
|                           |   |                   |              |     |   |                   |              |     |   |                 |               | 188 | H | Cal Poly          | 66 <b>77</b>  |                 |
|                           |   |                   |              |     |   |                   |              |     |   |                 |               | 242 | H | San Diego St.     | 65 <b>67</b>  |                 |
|                           |   |                   |              |     |   |                   |              |     |   |                 |               | 268 | A | UC Santa Barbara  | 58 <b>70</b>  |                 |
|                           |   |                   |              |     |   |                   |              |     |   |                 |               | 268 | H | UC Santa Barbara  | 49 <b>65</b>  |                 |
|                           |   |                   |              |     |   |                   |              |     |   |                 |               | 271 | H | Seattle           | 56 <b>62</b>  |                 |
|                           |   |                   |              |     |   |                   |              |     |   |                 |               | 288 | A | Portland          | 68 62         |                 |
|                           |   |                   |              |     |   |                   |              |     |   |                 |               | 321 | A | Portland St.      | 77 <b>83</b>  |                 |
|                           |   |                   |              |     |   |                   |              |     |   |                 |               | 335 | A | Southern Utah     | 65 <b>67</b>  |                 |
|                           |   |                   |              |     |   |                   |              |     |   |                 |               | 336 | A | UC Irvine         | 83 64         |                 |
|                           |   |                   |              |     |   |                   |              |     |   |                 |               | 336 | H | UC Irvine         | 62 48         |                 |
|                           |   |                   |              |     |   |                   |              |     |   |                 |               | 339 | A | Cal St. Fullerton | 82 71         |                 |
|                           |   |                   |              |     |   |                   |              |     |   |                 |               | 339 | H | Cal St. Fullerton | 79 52         |                 |
| LAST 12 Division I GAMES: |   |                   |              |     |   |                   |              |     |   |                 |               |     |   |                   |               |                 |
| 129                       | H | Long Beach St.    | 69 <b>79</b> | 336 | H | UC Irvine         | 62 48        |     |   |                 |               |     |   |                   |               |                 |
| 339                       | A | Cal St. Fullerton | 82 71        | 58  | A | UC Riverside      | 76 <b>83</b> |     |   |                 |               |     |   |                   |               |                 |
| 187                       | A | UC Davis          | 50 <b>57</b> | 129 | A | Long Beach St.    | 71 <b>74</b> |     |   |                 |               |     |   |                   |               |                 |
| 58                        | H | UC Riverside      | 62 <b>84</b> | 339 | H | Cal St. Fullerton | 79 52        |     |   |                 |               |     |   |                   |               |                 |
| 188                       | H | Cal Poly          | 66 <b>77</b> | 336 | A | UC Irvine         | 83 64        |     |   |                 |               |     |   |                   |               |                 |
| 268                       | A | UC Santa Barbara  | 58 <b>70</b> | 119 | H | Hawaii            | 63 60        |     |   |                 |               |     |   |                   |               |                 |

Non-Div I Games:

CSUN

■ Loss, 
■ Non-Conf, 
■ S Site, 
■ Home 
■ A Away 
N Neutral

|                   |          |           |                |            |             |               |      |      |       |           |
|-------------------|----------|-----------|----------------|------------|-------------|---------------|------|------|-------|-----------|
| Average RPI Win:  | 254      | WON-LOST  | WINNING        | LAST 10    | STRENGTH OF | OPP. STRENGTH | TEAM | ADJ. | CONF. | ADJ CONF. |
| Average RPI Loss: | 124      | RECORD    | PCT. RANK      | GAMES      | SCHEDULE    | OF SCHEDULE   | RPI  | RPI  | RPI   | RPI       |
| DIV. I ONLY       | 14- 15   | 177       | 4- 6           | 190        | 225         | 188           | 188  | 22   | 22    |           |
| DIV. I NON-CONF.  | 7- 6     | 156       | 0- 0           | 93         | 130         | 114           | 114  | 21   | 21    |           |
| TOTALS            | RPI 1-25 | RPI 26-50 | W-L RECORDS    | RPI 51-100 | RPI 101-150 | RPI 150+      |      |      |       |           |
| 14- 15            | 0- 1     | 0- 0      | OVERALL        | 1- 5       | 1- 4        | 12- 5         |      |      |       |           |
| 8- 5              | 0- 0     | 0- 0      | HOME           | 0- 2       | 1- 2        | 7- 1          |      |      |       |           |
| 6- 9              | 0- 1     | 0- 0      | AWAY           | 1- 3       | 0- 2        | 5- 3          |      |      |       |           |
| 0- 1              | 0- 0     | 0- 0      | NEUTRAL        | 0- 0       | 0- 0        | 0- 1          |      |      |       |           |
| 7- 6              | 0- 1     | 0- 0      | NON-CONFERENCE | 1- 3       | 1- 0        | 5- 2          |      |      |       |           |
| 4- 1              | 0- 0     | 0- 0      | HOME           | 0- 1       | 1- 0        | 3- 0          |      |      |       |           |
| 3- 4              | 0- 1     | 0- 0      | AWAY           | 1- 2       | 0- 0        | 2- 1          |      |      |       |           |
| 0- 1              | 0- 0     | 0- 0      | NEUTRAL        | 0- 0       | 0- 0        | 0- 1          |      |      |       |           |
| 7- 9              | 0- 0     | 0- 0      | CONFERENCE     | 0- 2       | 0- 4        | 7- 3          |      |      |       |           |
| 4- 4              | 0- 0     | 0- 0      | HOME           | 0- 1       | 0- 2        | 4- 1          |      |      |       |           |
| 3- 5              | 0- 0     | 0- 0      | AWAY           | 0- 1       | 0- 2        | 3- 2          |      |      |       |           |
| 0- 0              | 0- 0     | 0- 0      | NEUTRAL        | 0- 0       | 0- 0        | 0- 0          |      |      |       |           |

| RPI 1-25                  |   |                   | RPI 26-50 |     |   | RPI 51-100     |       |     | RPI 101+ Team's RPI: 188 |                    |       |
|---------------------------|---|-------------------|-----------|-----|---|----------------|-------|-----|--------------------------|--------------------|-------|
| RPI                       | S | Opponent          | Score     | RPI | S | Opponent       | Score | RPI | S                        | Opponent           | Score |
| 5                         | A | Oregon St.        | 43 80     |     |   |                |       | 52  | A                        | St. Mary's (CA)    | 83 87 |
|                           |   |                   |           |     |   |                |       | 58  | A                        | UC Riverside       | 83 93 |
|                           |   |                   |           |     |   |                |       | 58  | H                        | UC Riverside       | 62 75 |
|                           |   |                   |           |     |   |                |       | 62  | H                        | Santa Clara        | 63 69 |
|                           |   |                   |           |     |   |                |       | 80  | A                        | San Francisco      | 62 61 |
|                           |   |                   |           |     |   |                |       | 85  | A                        | California         | 57 82 |
|                           |   |                   |           |     |   |                |       | 117 | H                        | Fresno St.         | 64 60 |
|                           |   |                   |           |     |   |                |       | 119 | A                        | Hawaii             | 47 68 |
|                           |   |                   |           |     |   |                |       | 119 | H                        | Hawaii             | 58 64 |
|                           |   |                   |           |     |   |                |       | 129 | A                        | Long Beach St.     | 53 65 |
|                           |   |                   |           |     |   |                |       | 129 | H                        | Long Beach St.     | 56 61 |
|                           |   |                   |           |     |   |                |       | 151 | H                        | Montana St.        | 66 57 |
|                           |   |                   |           |     |   |                |       | 167 | H                        | Sacramento St.     | 97 72 |
|                           |   |                   |           |     |   |                |       | 187 | A                        | UC Davis           | 71 82 |
|                           |   |                   |           |     |   |                |       | 187 | H                        | UC Davis           | 57 75 |
|                           |   |                   |           |     |   |                |       | 191 | N                        | UTRGV              | 58 66 |
|                           |   |                   |           |     |   |                |       | 212 | A                        | CSU Bakersfield    | 52 57 |
|                           |   |                   |           |     |   |                |       | 240 | H                        | Loyola Marymount   | 70 58 |
|                           |   |                   |           |     |   |                |       | 266 | A                        | Pepperdine         | 61 47 |
|                           |   |                   |           |     |   |                |       | 268 | A                        | UC Santa Barbara   | 67 78 |
|                           |   |                   |           |     |   |                |       | 268 | H                        | UC Santa Barbara   | 66 60 |
|                           |   |                   |           |     |   |                |       | 299 | A                        | CSUN               | 77 66 |
|                           |   |                   |           |     |   |                |       | 299 | H                        | CSUN               | 66 62 |
|                           |   |                   |           |     |   |                |       | 313 | A                        | A&M-Corpus Christi | 56 45 |
|                           |   |                   |           |     |   |                |       | 336 | A                        | UC Irvine          | 72 54 |
|                           |   |                   |           |     |   |                |       | 336 | H                        | UC Irvine          | 50 38 |
|                           |   |                   |           |     |   |                |       | 339 | A                        | Cal St. Fullerton  | 63 57 |
|                           |   |                   |           |     |   |                |       | 339 | H                        | Cal St. Fullerton  | 51 46 |
| LAST 12 Division I GAMES: |   |                   |           |     |   |                |       |     |                          |                    |       |
| 119                       | A | Hawaii            | 47 68     | 187 | A | UC Davis       | 71 82 |     |                          |                    |       |
| 268                       | H | UC Santa Barbara  | 66 60     | 336 | H | UC Irvine      | 50 38 |     |                          |                    |       |
| 129                       | H | Long Beach St.    | 56 61     | 119 | H | Hawaii         | 58 64 |     |                          |                    |       |
| 299                       | A | CSUN              | 77 66     | 129 | A | Long Beach St. | 53 65 |     |                          |                    |       |
| 339                       | A | Cal St. Fullerton | 63 57     | 58  | A | UC Riverside   | 83 93 |     |                          |                    |       |
| 58                        | H | UC Riverside      | 62 75     | 187 | H | UC Davis       | 57 75 |     |                          |                    |       |

Non-Div I Games:

Cal Poly

■ Loss, 
 ■ Non-Conf, 
 ■ S Site, 
 ■ H Home 
 ■ A Away 
 N Neutral



|                   |              |            |                |            |             |               |            |           |           |           |
|-------------------|--------------|------------|----------------|------------|-------------|---------------|------------|-----------|-----------|-----------|
| Average RPI Win:  | <b>299</b>   | WON-LOST   | WINNING        | LAST 10    | STRENGTH OF | OPP. STRENGTH | TEAM       | ADJ.      | CONF.     | ADJ CONF. |
| Average RPI Loss: | <b>196</b>   | RECORD     | PCT. RANK      | GAMES      | SCHEDULE    | OF SCHEDULE   | RPI        | RPI       | RPI       | RPI       |
| DIV. I ONLY       | <b>3- 27</b> | <b>343</b> | <b>1- 9</b>    | <b>276</b> | <b>291</b>  | <b>339</b>    | <b>339</b> | <b>22</b> | <b>22</b> |           |
| DIV. I NON-CONF.  | <b>2- 12</b> | <b>311</b> | <b>0- 0</b>    | <b>273</b> | <b>330</b>  | <b>331</b>    | <b>331</b> | <b>21</b> | <b>21</b> |           |
| TOTALS            | RPI 1-25     | RPI 26-50  | W-L RECORDS    | RPI 51-100 | RPI 101-150 | RPI 150+      |            |           |           |           |
| 3- 27             | 0- 0         | 0- 0       | OVERALL        | 0- 3       | 0- 4        | 3- 20         |            |           |           |           |
| 1- 13             | 0- 0         | 0- 0       | HOME           | 0- 2       | 0- 2        | 1- 9          |            |           |           |           |
| 2- 13             | 0- 0         | 0- 0       | AWAY           | 0- 1       | 0- 2        | 2- 10         |            |           |           |           |
| 0- 1              | 0- 0         | 0- 0       | NEUTRAL        | 0- 0       | 0- 0        | 0- 1          |            |           |           |           |
| 2- 12             | 0- 0         | 0- 0       | NON-CONFERENCE | 0- 1       | 0- 0        | 2- 11         |            |           |           |           |
| 1- 5              | 0- 0         | 0- 0       | HOME           | 0- 1       | 0- 0        | 1- 4          |            |           |           |           |
| 1- 6              | 0- 0         | 0- 0       | AWAY           | 0- 0       | 0- 0        | 1- 6          |            |           |           |           |
| 0- 1              | 0- 0         | 0- 0       | NEUTRAL        | 0- 0       | 0- 0        | 0- 1          |            |           |           |           |
| 1- 15             | 0- 0         | 0- 0       | CONFERENCE     | 0- 2       | 0- 4        | 1- 9          |            |           |           |           |
| 0- 8              | 0- 0         | 0- 0       | HOME           | 0- 1       | 0- 2        | 0- 5          |            |           |           |           |
| 1- 7              | 0- 0         | 0- 0       | AWAY           | 0- 1       | 0- 2        | 1- 4          |            |           |           |           |
| 0- 0              | 0- 0         | 0- 0       | NEUTRAL        | 0- 0       | 0- 0        | 0- 0          |            |           |           |           |

| RPI | S | Opponent     | Score | RPI | S   | Opponent | Score            | RPI | S  | Opponent | Score | RPI              | S  | Opponent | Score | Team's RPI: 339 |
|-----|---|--------------|-------|-----|-----|----------|------------------|-----|----|----------|-------|------------------|----|----------|-------|-----------------|
| 58  | A | UC Riverside | 45    | 69  | 58  | H        | UC Riverside     | 43  | 90 | 119      | A     | Hawaii           | 53 | 62       |       |                 |
| 299 | H | CSUN         | 71    | 82  | 119 | H        | Hawaii           | 50  | 70 | 129      | A     | Long Beach St.   | 57 | 62       |       |                 |
| 119 | H | Hawaii       | 50    | 70  | 129 | H        | Long Beach St.   | 61  | 82 | 151      | A     | Montana St.      | 66 | 89       |       |                 |
| 336 | A | UC Irvine    | 66    | 53  | 162 | A        | Montana          | 51  | 86 | 168      | H     | Cornell          | 47 | 59       |       |                 |
| 188 | H | Cal Poly     | 57    | 63  | 178 | H        | Eastern Wash.    | 57  | 68 | 184      | H     | Weber St.        | 40 | 60       |       |                 |
| 187 | A | UC Davis     | 56    | 80  | 187 | A        | UC Davis         | 59  | 63 | 188      | A     | Cal Poly         | 46 | 51       |       |                 |
|     |   |              |       |     | 188 | H        | Cal Poly         | 57  | 63 | 188      | H     | Cal Poly         | 57 | 63       |       |                 |
|     |   |              |       |     | 195 | A        | SMU              | 53  | 74 | 195      | A     | SMU              | 53 | 74       |       |                 |
|     |   |              |       |     | 240 | A        | Loyola Marymount | 75  | 73 | 240      | A     | Loyola Marymount | 75 | 73       |       |                 |
|     |   |              |       |     | 242 | A        | San Diego St.    | 43  | 54 | 242      | A     | San Diego St.    | 43 | 54       |       |                 |
|     |   |              |       |     | 256 | H        | Wyoming          | 56  | 61 | 256      | H     | Wyoming          | 56 | 61       |       |                 |
|     |   |              |       |     | 260 | N        | Northern Ill.    | 49  | 72 | 260      | N     | Northern Ill.    | 49 | 72       |       |                 |
|     |   |              |       |     | 266 | A        | Pepperdine       | 75  | 81 | 266      | A     | Pepperdine       | 75 | 81       |       |                 |
|     |   |              |       |     | 268 | A        | UC Santa Barbara | 49  | 79 | 268      | A     | UC Santa Barbara | 49 | 79       |       |                 |
|     |   |              |       |     | 268 | H        | UC Santa Barbara | 47  | 65 | 268      | H     | UC Santa Barbara | 47 | 65       |       |                 |
|     |   |              |       |     | 299 | A        | CSUN             | 52  | 79 | 299      | A     | CSUN             | 52 | 79       |       |                 |
|     |   |              |       |     | 299 | H        | CSUN             | 71  | 82 | 299      | H     | CSUN             | 71 | 82       |       |                 |
|     |   |              |       |     | 321 | H        | Portland St.     | 84  | 69 | 321      | H     | Portland St.     | 84 | 69       |       |                 |
|     |   |              |       |     | 323 | A        | North Dakota St. | 64  | 79 | 323      | A     | North Dakota St. | 64 | 79       |       |                 |
|     |   |              |       |     | 336 | A        | UC Irvine        | 66  | 53 | 336      | A     | UC Irvine        | 66 | 53       |       |                 |
|     |   |              |       |     | 58  | H        | UC Riverside     | 43  | 90 |          |       |                  |    |          |       |                 |
|     |   |              |       |     | 187 | H        | UC Davis         | 59  | 63 |          |       |                  |    |          |       |                 |
|     |   |              |       |     | 268 | A        | UC Santa Barbara | 49  | 79 |          |       |                  |    |          |       |                 |
|     |   |              |       |     | 299 | A        | CSUN             | 52  | 79 |          |       |                  |    |          |       |                 |
|     |   |              |       |     | 119 | A        | Hawaii           | 53  | 62 |          |       |                  |    |          |       |                 |
|     |   |              |       |     | 336 | H        | UC Irvine        | 58  | 62 |          |       |                  |    |          |       |                 |

## LAST 12 Division I GAMES:

|     |   |              |    |    |
|-----|---|--------------|----|----|
| 58  | A | UC Riverside | 45 | 69 |
| 299 | H | CSUN         | 71 | 82 |
| 119 | H | Hawaii       | 50 | 70 |
| 336 | A | UC Irvine    | 66 | 53 |
| 188 | H | Cal Poly     | 57 | 63 |
| 187 | A | UC Davis     | 56 | 80 |

|     |   |                  |    |    |
|-----|---|------------------|----|----|
| 58  | H | UC Riverside     | 43 | 90 |
| 187 | H | UC Davis         | 59 | 63 |
| 268 | A | UC Santa Barbara | 49 | 79 |
| 299 | A | CSUN             | 52 | 79 |
| 119 | A | Hawaii           | 53 | 62 |
| 336 | H | UC Irvine        | 58 | 62 |

|     |   |                  |    |    |
|-----|---|------------------|----|----|
| 299 | A | CSUN             | 52 | 79 |
| 299 | H | CSUN             | 71 | 82 |
| 321 | H | Portland St.     | 84 | 69 |
| 323 | A | North Dakota St. | 64 | 79 |
| 336 | A | UC Irvine        | 66 | 53 |

Non-Div I Games:

Cal St. Fullerton

■ Loss, 
 ■ Non-Conf, 
 ■ S Site, 
 ■ Home 
 ■ Away 
 N Neutral

| RPI | S | Opponent  | Score |
|-----|---|-----------|-------|
| 336 | H | UC Irvine | 58 62 |

Cal St. Fullerton  
o  
n

## California

Through Games Of March 7, 2016

|                   |          |           |                |            |             |               |      |      |       |           |
|-------------------|----------|-----------|----------------|------------|-------------|---------------|------|------|-------|-----------|
| Average RPI Win:  | 122      | WON-LOST  | WINNING        | LAST 10    | STRENGTH OF | OPP. STRENGTH | TEAM | ADJ. | CONF. | ADJ CONF. |
| Average RPI Loss: | 48       | RECORD    | PCT. RANK      | GAMES      | SCHEDULE    | OF SCHEDULE   | RPI  | RPI  | RPI   | RPI       |
| DIV. I ONLY       | 15- 17   | 190       | 4- 6           | 8          | 7           | 85            | 85   | 1    | 1     |           |
| DIV. I NON-CONF.  | 8- 2     | 51        | 0- 0           | 41         | 79          | 36            | 36   | 1    | 1     |           |
| TOTALS            | RPI 1-25 | RPI 26-50 | W-L RECORDS    | RPI 51-100 | RPI 101-150 | RPI 150+      |      |      |       |           |
| 15- 17            | 3- 9     | 0- 1      | OVERALL        | 5- 5       | 2- 1        | 5- 1          |      |      |       |           |
| 10- 6             | 1- 3     | 0- 1      | HOME           | 4- 2       | 1- 0        | 4- 0          |      |      |       |           |
| 2- 9              | 1- 1     | 0- 0      | AWAY           | 0- 0       | 0- 0        | 1- 0          |      |      |       |           |
| 3- 2              | 1- 2     | 0- 0      | NEUTRAL        | 1- 0       | 1- 0        | 0- 0          |      |      |       |           |
| 8- 2              | 1- 1     | 0- 0      | NON-CONFERENCE | 2- 1       | 1- 0        | 4- 0          |      |      |       |           |
| 5- 1              | 0- 0     | 0- 0      | HOME           | 2- 1       | 0- 0        | 3- 0          |      |      |       |           |
| 2- 0              | 1- 0     | 0- 0      | AWAY           | 0- 0       | 0- 0        | 1- 0          |      |      |       |           |
| 1- 1              | 0- 1     | 0- 0      | NEUTRAL        | 0- 0       | 1- 0        | 0- 0          |      |      |       |           |
| 7- 15             | 2- 8     | 0- 1      | CONFERENCE     | 3- 4       | 1- 1        | 1- 1          |      |      |       |           |
| 5- 5              | 1- 3     | 0- 1      | HOME           | 2- 1       | 1- 0        | 1- 0          |      |      |       |           |
| 0- 9              | 0- 4     | 0- 0      | AWAY           | 0- 3       | 0- 1        | 0- 1          |      |      |       |           |
| 2- 1              | 1- 1     | 0- 0      | NEUTRAL        | 1- 0       | 0- 0        | 0- 0          |      |      |       |           |

| RPI 1-25                  |   |                  |         | RPI 26-50 |   |                  |       | RPI 51-100 |   |                     |       | Team's RPI: 85 | RPI 101+ |   |                |        |
|---------------------------|---|------------------|---------|-----------|---|------------------|-------|------------|---|---------------------|-------|----------------|----------|---|----------------|--------|
| RPI                       | S | Opponent         | Score   | RPI       | S | Opponent         | Score | RPI        | S | Opponent            | Score |                | RPI      | S | Opponent       | Score  |
| 5                         | A | Oregon St.       | 48 70   | 32        | H | Washington       | 65 75 | 52         | H | St. Mary's (CA)     | 63 64 |                | 122      | A | Arizona        | 52 57  |
| 5                         | H | Oregon St.       | 44 54   |           |   |                  |       | 55         | A | Southern California | 47 61 |                | 122      | H | Arizona        | 75 56  |
| 9                         | A | UCLA             | 56 75   |           |   |                  |       | 58         | H | UC Riverside        | 64 58 |                | 127      | N | Liberty        | 77 72  |
| 9                         | H | UCLA             | 108 104 |           |   |                  |       | 84         | A | Oregon              | 59 69 |                | 167      | H | Sacramento St. | 117 99 |
| 9                         | N | UCLA             | 67 73   |           |   |                  |       | 84         | H | Oregon              | 65 54 |                | 188      | H | Cal Poly       | 82 57  |
| 10                        | A | Stanford         | 46 53   |           |   |                  |       | 87         | A | Utah                | 66 72 |                | 201      | A | Colorado       | 57 78  |
| 10                        | H | Stanford         | 55 60   |           |   |                  |       | 87         | H | Utah                | 79 84 |                | 201      | H | Colorado       | 64 35  |
| 11                        | A | Arizona St.      | 49 57   |           |   |                  |       | 87         | N | Utah                | 66 63 |                | 270      | A | Austin Peay    | 67 58  |
| 11                        | H | Arizona St.      | 49 64   |           |   |                  |       | 94         | H | Nebraska            | 87 80 |                | 299      | H | CSUN           | 106 44 |
| 11                        | N | Arizona St.      | 75 64   |           |   |                  |       | 96         | H | Washington St.      | 74 71 |                |          |   |                |        |
| 15                        | A | Louisville       | 75 71   |           |   |                  |       |            |   |                     |       |                |          |   |                |        |
| 19                        | N | Texas A&M        | 58 75   |           |   |                  |       |            |   |                     |       |                |          |   |                |        |
| LAST 12 Division I GAMES: |   |                  |         |           |   |                  |       |            |   |                     |       |                |          |   |                |        |
|                           |   | 9 N UCLA         | 67 73   |           |   | 87 A Utah        | 66 72 |            |   |                     |       |                |          |   |                |        |
|                           |   | 11 N Arizona St. | 75 64   |           |   | 122 H Arizona    | 75 56 |            |   |                     |       |                |          |   |                |        |
|                           |   | 87 N Utah        | 66 63   |           |   | 11 H Arizona St. | 49 64 |            |   |                     |       |                |          |   |                |        |
|                           |   | 5 H Oregon St.   | 44 54   |           |   | 10 H Stanford    | 55 60 |            |   |                     |       |                |          |   |                |        |
|                           |   | 84 H Oregon      | 65 54   |           |   | 10 A Stanford    | 46 53 |            |   |                     |       |                |          |   |                |        |
|                           |   | 201 A Colorado   | 57 78   |           |   | 32 H Washington  | 65 75 |            |   |                     |       |                |          |   |                |        |

Non-Div I Games:

California

■ Loss, 
 ■ Non-Conf, 
 ■ S Site, 
 ■ H Home 
 ■ A Away 
 N Neutral

|                   |          |           |                |            |             |               |      |      |       |           |
|-------------------|----------|-----------|----------------|------------|-------------|---------------|------|------|-------|-----------|
| Average RPI Win:  | 284      | WON-LOST  | WINNING        | LAST 10    | STRENGTH OF | OPP. STRENGTH | TEAM | ADJ. | CONF. | ADJ CONF. |
| Average RPI Loss: | 191      | RECORD    | PCT. RANK      | GAMES      | SCHEDULE    | OF SCHEDULE   | RPI  | RPI  | RPI   | RPI       |
| DIV. I ONLY       | 12- 16   | 216       | 5- 5           | 298        | 322         | 267           | 267  | 27   | 27    |           |
| DIV. I NON-CONF.  | 5- 3     | 119       | 0- 0           | 285        | 343         | 168           | 168  | 29   | 29    |           |
| TOTALS            | RPI 1-25 | RPI 26-50 | W-L RECORDS    | RPI 51-100 | RPI 101-150 | RPI 150+      |      |      |       |           |
| 12- 16            | 0- 0     | 0- 0      | OVERALL        | 0- 2       | 1- 3        | 11- 11        |      |      |       |           |
| 6- 7              | 0- 0     | 0- 0      | HOME           | 0- 0       | 0- 2        | 6- 5          |      |      |       |           |
| 6- 8              | 0- 0     | 0- 0      | AWAY           | 0- 1       | 1- 1        | 5- 6          |      |      |       |           |
| 0- 1              | 0- 0     | 0- 0      | NEUTRAL        | 0- 1       | 0- 0        | 0- 0          |      |      |       |           |
| 5- 3              | 0- 0     | 0- 0      | NON-CONFERENCE | 0- 2       | 0- 0        | 5- 1          |      |      |       |           |
| 3- 0              | 0- 0     | 0- 0      | HOME           | 0- 0       | 0- 0        | 3- 0          |      |      |       |           |
| 2- 2              | 0- 0     | 0- 0      | AWAY           | 0- 1       | 0- 0        | 2- 1          |      |      |       |           |
| 0- 1              | 0- 0     | 0- 0      | NEUTRAL        | 0- 1       | 0- 0        | 0- 0          |      |      |       |           |
| 7- 13             | 0- 0     | 0- 0      | CONFERENCE     | 0- 0       | 1- 3        | 6- 10         |      |      |       |           |
| 3- 7              | 0- 0     | 0- 0      | HOME           | 0- 0       | 0- 2        | 3- 5          |      |      |       |           |
| 4- 6              | 0- 0     | 0- 0      | AWAY           | 0- 0       | 1- 1        | 3- 5          |      |      |       |           |
| 0- 0              | 0- 0     | 0- 0      | NEUTRAL        | 0- 0       | 0- 0        | 0- 0          |      |      |       |           |

| RPI 1-25                  |   |                | RPI 26-50 |     |   | RPI 51-100        |       |                      | RPI 101+ |          |       | Team's RPI: 267 |
|---------------------------|---|----------------|-----------|-----|---|-------------------|-------|----------------------|----------|----------|-------|-----------------|
| RPI                       | S | Opponent       | Score     | RPI | S | Opponent          | Score | RPI                  | S        | Opponent | Score |                 |
|                           |   |                |           |     |   | 70 A VCU          | 34 57 | 127 A Liberty        |          |          | 55 67 |                 |
|                           |   |                |           |     |   | 98 N Central Ark. | 34 57 | 127 H Liberty        |          |          | 52 62 |                 |
|                           |   |                |           |     |   |                   |       | 132 A UNC Asheville  |          |          | 64 56 |                 |
|                           |   |                |           |     |   |                   |       | 132 H UNC Asheville  |          |          | 58 72 |                 |
|                           |   |                |           |     |   |                   |       | 166 A ETSU           |          |          | 55 70 |                 |
|                           |   |                |           |     |   |                   |       | 174 A Radford        |          |          | 59 62 |                 |
|                           |   |                |           |     |   |                   |       | 174 H Radford        |          |          | 32 57 |                 |
|                           |   |                |           |     |   |                   |       | 206 A Gardner-Webb   |          |          | 56 68 |                 |
|                           |   |                |           |     |   |                   |       | 206 H Gardner-Webb   |          |          | 35 70 |                 |
|                           |   |                |           |     |   |                   |       | 208 A Presbyterian   |          |          | 54 64 |                 |
|                           |   |                |           |     |   |                   |       | 208 H Presbyterian   |          |          | 45 69 |                 |
|                           |   |                |           |     |   |                   |       | 218 H N.C. A&T       |          |          | 56 55 |                 |
|                           |   |                |           |     |   |                   |       | 253 A High Point     |          |          | 68 65 |                 |
|                           |   |                |           |     |   |                   |       | 253 H High Point     |          |          | 55 69 |                 |
|                           |   |                |           |     |   |                   |       | 283 A Coastal Caro.  |          |          | 83 70 |                 |
|                           |   |                |           |     |   |                   |       | 283 H Coastal Caro.  |          |          | 73 52 |                 |
|                           |   |                |           |     |   |                   |       | 294 A Charleston So. |          |          | 57 65 |                 |
|                           |   |                |           |     |   |                   |       | 294 H Charleston So. |          |          | 45 60 |                 |
|                           |   |                |           |     |   |                   |       | 300 H Western Caro.  |          |          | 73 66 |                 |
|                           |   |                |           |     |   |                   |       | 309 A Longwood       |          |          | 73 56 |                 |
|                           |   |                |           |     |   |                   |       | 309 H Longwood       |          |          | 72 65 |                 |
|                           |   |                |           |     |   |                   |       | 317 H Mt. St. Mary's |          |          | 62 53 |                 |
|                           |   |                |           |     |   |                   |       | 326 A Winthrop       |          |          | 49 50 |                 |
|                           |   |                |           |     |   |                   |       | 326 H Winthrop       |          |          | 69 56 |                 |
|                           |   |                |           |     |   |                   |       | 327 A North Florida  |          |          | 66 55 |                 |
|                           |   |                |           |     |   |                   |       | 348 A N.C. Central   |          |          | 57 48 |                 |
| LAST 12 Division I GAMES: |   |                |           |     |   |                   |       |                      |          |          |       |                 |
| 174                       | H | Radford        | 32 57     | 309 | H | Longwood          | 72 65 |                      |          |          |       |                 |
| 253                       | A | High Point     | 68 65     | 127 | A | Liberty           | 55 67 |                      |          |          |       |                 |
| 132                       | A | UNC Asheville  | 64 56     | 206 | A | Gardner-Webb      | 56 68 |                      |          |          |       |                 |
| 294                       | H | Charleston So. | 45 60     | 283 | H | Coastal Caro.     | 73 52 |                      |          |          |       |                 |
| 208                       | A | Presbyterian   | 54 64     | 294 | A | Charleston So.    | 57 65 |                      |          |          |       |                 |
| 326                       | H | Winthrop       | 69 56     | 326 | A | Winthrop          | 49 50 |                      |          |          |       |                 |

Non-Div I Games: UNC Pembroke

62 67

Campbell

## Canisius

Through Games Of March 7, 2016

|                   |          |           |                |            |             |               |      |      |       |           |
|-------------------|----------|-----------|----------------|------------|-------------|---------------|------|------|-------|-----------|
| Average RPI Win:  | 250      | WON-LOST  | WINNING        | LAST 10    | STRENGTH OF | OPP. STRENGTH | TEAM | ADJ. | CONF. | ADJ CONF. |
| Average RPI Loss: | 160      | RECORD    | PCT. RANK      | GAMES      | SCHEDULE    | OF SCHEDULE   | RPI  | RPI  | RPI   | RPI       |
| DIV. I ONLY       | 13- 17   | 212       | 4- 6           | 214        | 236         | 224           | 224  | 23   | 23    |           |
| DIV. I NON-CONF.  | 5- 4     | 138       | 0- 0           | 39         | 172         | 89            | 89   | 22   | 22    |           |
| TOTALS            | RPI 1-25 | RPI 26-50 | W-L RECORDS    | RPI 51-100 | RPI 101-150 | RPI 150+      |      |      |       |           |
| 13- 17            | 0- 1     | 0- 1      | OVERALL        | 1- 2       | 0- 4        | 12- 9         |      |      |       |           |
| 8- 6              | 0- 0     | 0- 1      | HOME           | 1- 1       | 0- 1        | 7- 3          |      |      |       |           |
| 5- 10             | 0- 1     | 0- 0      | AWAY           | 0- 1       | 0- 3        | 5- 5          |      |      |       |           |
| 0- 1              | 0- 0     | 0- 0      | NEUTRAL        | 0- 0       | 0- 0        | 0- 1          |      |      |       |           |
| 5- 4              | 0- 1     | 0- 1      | NON-CONFERENCE | 1- 0       | 0- 2        | 4- 0          |      |      |       |           |
| 3- 1              | 0- 0     | 0- 1      | HOME           | 1- 0       | 0- 0        | 2- 0          |      |      |       |           |
| 2- 3              | 0- 1     | 0- 0      | AWAY           | 0- 0       | 0- 2        | 2- 0          |      |      |       |           |
| 0- 0              | 0- 0     | 0- 0      | NEUTRAL        | 0- 0       | 0- 0        | 0- 0          |      |      |       |           |
| 8- 13             | 0- 0     | 0- 0      | CONFERENCE     | 0- 2       | 0- 2        | 8- 9          |      |      |       |           |
| 5- 5              | 0- 0     | 0- 0      | HOME           | 0- 1       | 0- 1        | 5- 3          |      |      |       |           |
| 3- 7              | 0- 0     | 0- 0      | AWAY           | 0- 1       | 0- 1        | 3- 5          |      |      |       |           |
| 0- 1              | 0- 0     | 0- 0      | NEUTRAL        | 0- 0       | 0- 0        | 0- 1          |      |      |       |           |

| RPI 1-25                  |   |          |       | RPI 26-50 |   |                 |       | RPI 51-100 |   |            |       | RPI 101+ Team's RPI: 224 |   |                    |       |
|---------------------------|---|----------|-------|-----------|---|-----------------|-------|------------|---|------------|-------|--------------------------|---|--------------------|-------|
| RPI                       | S | Opponent | Score | RPI       | S | Opponent        | Score | RPI        | S | Opponent   | Score | RPI                      | S | Opponent           | Score |
| 7                         | A | Texas    | 62 92 | 37        | H | St. Bonaventure | 47 59 | 86         | A | Quinnipiac | 54 63 | 101                      | A | Iona               | 56 79 |
|                           |   |          |       |           |   |                 |       | 86         | H | Quinnipiac | 68 80 | 101                      | H | Iona               | 76 79 |
|                           |   |          |       |           |   |                 |       | 90         | H | Bucknell   | 61 56 | 126                      | A | Youngstown St.     | 51 53 |
|                           |   |          |       |           |   |                 |       |            |   |            |       | 130                      | A | Buffalo            | 40 54 |
|                           |   |          |       |           |   |                 |       |            |   |            |       | 158                      | A | Northeastern       | 68 57 |
|                           |   |          |       |           |   |                 |       |            |   |            |       | 159                      | A | Marist             | 55 67 |
|                           |   |          |       |           |   |                 |       |            |   |            |       | 159                      | H | Marist             | 71 69 |
|                           |   |          |       |           |   |                 |       |            |   |            |       | 200                      | A | Fairfield          | 48 52 |
|                           |   |          |       |           |   |                 |       |            |   |            |       | 200                      | H | Fairfield          | 50 51 |
|                           |   |          |       |           |   |                 |       |            |   |            |       | 219                      | H | Binghamton         | 80 50 |
|                           |   |          |       |           |   |                 |       |            |   |            |       | 228                      | A | Siena              | 57 61 |
|                           |   |          |       |           |   |                 |       |            |   |            |       | 228                      | H | Siena              | 52 58 |
|                           |   |          |       |           |   |                 |       |            |   |            |       | 245                      | A | Monmouth           | 75 79 |
|                           |   |          |       |           |   |                 |       |            |   |            |       | 245                      | H | Monmouth           | 71 81 |
|                           |   |          |       |           |   |                 |       |            |   |            |       | 250                      | A | Manhattan          | 55 77 |
|                           |   |          |       |           |   |                 |       |            |   |            |       | 250                      | H | Manhattan          | 70 68 |
|                           |   |          |       |           |   |                 |       |            |   |            |       | 263                      | H | Saint Francis (PA) | 77 52 |
|                           |   |          |       |           |   |                 |       |            |   |            |       | 284                      | A | Rider              | 73 64 |
|                           |   |          |       |           |   |                 |       |            |   |            |       | 284                      | H | Rider              | 60 49 |
|                           |   |          |       |           |   |                 |       |            |   |            |       | 287                      | A | Lamar              | 57 55 |
|                           |   |          |       |           |   |                 |       |            |   |            |       | 289                      | A | Niagara            | 68 66 |
|                           |   |          |       |           |   |                 |       |            |   |            |       | 289                      | H | Niagara            | 54 45 |
|                           |   |          |       |           |   |                 |       |            |   |            |       | 289                      | N | Niagara            | 64 65 |
|                           |   |          |       |           |   |                 |       |            |   |            |       | 338                      | A | Saint Peter's      | 60 53 |
|                           |   |          |       |           |   |                 |       |            |   |            |       | 338                      | H | Saint Peter's      | 54 42 |
| LAST 12 Division I GAMES: |   |          |       |           |   |                 |       |            |   |            |       |                          |   |                    |       |
|                           |   |          |       | 289       | N | Niagara         | 64 65 | 284        | H | Rider      | 60 49 |                          |   |                    |       |
|                           |   |          |       | 159       | A | Marist          | 55 67 | 245        | A | Monmouth   | 75 79 |                          |   |                    |       |
|                           |   |          |       | 289       | H | Niagara         | 54 45 | 250        | A | Manhattan  | 55 77 |                          |   |                    |       |
|                           |   |          |       | 245       | H | Monmouth        | 71 81 | 101        | H | Iona       | 76 79 |                          |   |                    |       |
|                           |   |          |       | 250       | H | Manhattan       | 70 68 | 289        | A | Niagara    | 68 66 |                          |   |                    |       |
|                           |   |          |       | 159       | H | Marist          | 71 69 | 200        | A | Fairfield  | 48 52 |                          |   |                    |       |

Non-Div I Games:

Canisius

■ Loss, 
 ■ Non-Conf, 
 ■ S Site, 
 ■ H Home 
 ■ A Away 
 N Neutral

## Central Ark.

Through Games Of March 7, 2016

|                   |          |           |                |            |             |               |      |      |       |           |
|-------------------|----------|-----------|----------------|------------|-------------|---------------|------|------|-------|-----------|
| Average RPI Win:  | 263      | WON-LOST  | WINNING        | LAST 10    | STRENGTH OF | OPP. STRENGTH | TEAM | ADJ. | CONF. | ADJ CONF. |
| Average RPI Loss: | 73       | RECORD    | PCT. RANK      | GAMES      | SCHEDULE    | OF SCHEDULE   | RPI  | RPI  | RPI   | RPI       |
| DIV. I ONLY       | 22- 3    | 9         | 9- 1           | 322        | 293         | 98            | 98   | 26   | 26    |           |
| DIV. I NON-CONF.  | 6- 1     | 27        | 0- 0           | 284        | 322         | 95            | 95   | 26   | 26    |           |
| TOTALS            | RPI 1-25 | RPI 26-50 | W-L RECORDS    | RPI 51-100 | RPI 101-150 | RPI 150+      |      |      |       |           |
| 22- 3             | 0- 0     | 0- 1      | OVERALL        | 0- 1       | 3- 1        | 19- 0         |      |      |       |           |
| 9- 2              | 0- 0     | 0- 0      | HOME           | 0- 1       | 1- 1        | 8- 0          |      |      |       |           |
| 11- 1             | 0- 0     | 0- 0      | AWAY           | 0- 0       | 2- 0        | 9- 0          |      |      |       |           |
| 2- 0              | 0- 0     | 0- 0      | NEUTRAL        | 0- 0       | 0- 0        | 2- 0          |      |      |       |           |
| 6- 1              | 0- 0     | 0- 1      | NON-CONFERENCE | 0- 0       | 0- 0        | 6- 0          |      |      |       |           |
| 2- 0              | 0- 0     | 0- 0      | HOME           | 0- 0       | 0- 0        | 2- 0          |      |      |       |           |
| 2- 1              | 0- 0     | 0- 1      | AWAY           | 0- 0       | 0- 0        | 2- 0          |      |      |       |           |
| 2- 0              | 0- 0     | 0- 0      | NEUTRAL        | 0- 0       | 0- 0        | 2- 0          |      |      |       |           |
| 16- 2             | 0- 0     | 0- 0      | CONFERENCE     | 0- 1       | 3- 1        | 13- 0         |      |      |       |           |
| 7- 2              | 0- 0     | 0- 0      | HOME           | 0- 1       | 1- 1        | 6- 0          |      |      |       |           |
| 9- 0              | 0- 0     | 0- 0      | AWAY           | 0- 0       | 2- 0        | 7- 0          |      |      |       |           |
| 0- 0              | 0- 0     | 0- 0      | NEUTRAL        | 0- 0       | 0- 0        | 0- 0          |      |      |       |           |

| RPI 1-25                  |   |          | RPI 26-50 |     |   | RPI 51-100       |        |     | Team's RPI: 98 | RPI 101+          |                    |       |
|---------------------------|---|----------|-----------|-----|---|------------------|--------|-----|----------------|-------------------|--------------------|-------|
| RPI                       | S | Opponent | Score     | RPI | S | Opponent         | Score  | RPI | S              | Opponent          | Score              | RPI   |
|                           |   |          |           | 27  | A | Tennessee        | 47 102 | 76  | H              | Abilene Christian | 49 61              | 116   |
|                           |   |          |           |     |   |                  |        |     |                | A                 | Northwestern St.   | 74 49 |
|                           |   |          |           |     |   |                  |        |     |                | H                 | Northwestern St.   | 56 60 |
|                           |   |          |           |     |   |                  |        |     |                | A                 | McNeese St.        | 70 56 |
|                           |   |          |           |     |   |                  |        |     |                | H                 | McNeese St.        | 76 52 |
|                           |   |          |           |     |   |                  |        |     |                | A                 | SFA                | 55 53 |
|                           |   |          |           |     |   |                  |        |     |                | A                 | Southeast Mo. St.  | 63 54 |
|                           |   |          |           |     |   |                  |        |     |                | A                 | Sam Houston St.    | 73 63 |
|                           |   |          |           |     |   |                  |        |     |                | H                 | Sam Houston St.    | 72 53 |
|                           |   |          |           |     |   |                  |        |     |                | H                 | Houston Baptist    | 45 44 |
|                           |   |          |           |     |   |                  |        |     |                | A                 | Murray St.         | 61 51 |
|                           |   |          |           |     |   |                  |        |     |                | H                 | Murray St.         | 50 40 |
|                           |   |          |           |     |   |                  |        |     |                | N                 | Campbell           | 57 34 |
|                           |   |          |           |     |   |                  |        |     |                | H                 | Lamar              | 74 49 |
|                           |   |          |           |     |   |                  |        |     |                | H                 | Alcorn             | 58 35 |
|                           |   |          |           |     |   |                  |        |     |                | A                 | Nicholls St.       | 71 65 |
|                           |   |          |           |     |   |                  |        |     |                | H                 | Nicholls St.       | 56 51 |
|                           |   |          |           |     |   |                  |        |     |                | N                 | South Carolina St. | 51 38 |
|                           |   |          |           |     |   |                  |        |     |                | A                 | A&M-Corpus Christi | 66 55 |
|                           |   |          |           |     |   |                  |        |     |                | A                 | Southeastern La.   | 64 60 |
|                           |   |          |           |     |   |                  |        |     |                | H                 | Southeastern La.   | 80 58 |
|                           |   |          |           |     |   |                  |        |     |                | A                 | Incarnate Word     | 76 57 |
|                           |   |          |           |     |   |                  |        |     |                | A                 | New Orleans        | 59 44 |
|                           |   |          |           |     |   |                  |        |     |                | H                 | New Orleans        | 67 55 |
| LAST 12 Division I GAMES: |   |          |           |     |   |                  |        |     |                |                   |                    |       |
|                           |   |          |           | 144 | H | McNeese St.      | 76 52  | 330 | A              | Incarnate Word    | 76 57              |       |
|                           |   |          |           | 304 | H | Nicholls St.     | 56 51  | 116 | H              | Northwestern St.  | 56 60              |       |
|                           |   |          |           | 319 | A | Southeastern La. | 64 60  | 331 | H              | New Orleans       | 67 55              |       |
|                           |   |          |           | 237 | H | Sam Houston St.  | 72 53  | 319 | H              | Southeastern La.  | 80 58              |       |
|                           |   |          |           | 237 | A | Sam Houston St.  | 73 63  | 116 | A              | Northwestern St.  | 74 49              |       |
|                           |   |          |           | 144 | A | McNeese St.      | 70 56  | 304 | A              | Nicholls St.      | 71 65              |       |

Non-Div I Games: Central Baptist 70 37 Hendrix 72 43 Crowley's Ridge 93 38 Jarvis Christian 77 23  
Central Ark.

Loss, Non-Conf, S Site, H Home A Away N Neutral

|                   |          |           |                |            |             |               |      |      |       |           |
|-------------------|----------|-----------|----------------|------------|-------------|---------------|------|------|-------|-----------|
| Average RPI Win:  | 288      | WON-LOST  | WINNING        | LAST 10    | STRENGTH OF | OPP. STRENGTH | TEAM | ADJ. | CONF. | ADJ CONF. |
| Average RPI Loss: | 210      | RECORD    | PCT. RANK      | GAMES      | SCHEDULE    | OF SCHEDULE   | RPI  | RPI  | RPI   | RPI       |
| DIV. I ONLY       | 12- 18   | 231       | 4- 6           | 301        | 331         | 275           | 275  | 30   | 30    |           |
| DIV. I NON-CONF.  | 3- 8     | 258       | 0- 0           | 202        | 173         | 269           | 269  | 32   | 32    |           |
| TOTALS            | RPI 1-25 | RPI 26-50 | W-L RECORDS    | RPI 51-100 | RPI 101-150 | RPI 150+      |      |      |       |           |
| 12- 18            | 0- 1     | 0- 0      | OVERALL        | 0- 2       | 0- 1        | 12- 14        |      |      |       |           |
| 7- 6              | 0- 0     | 0- 0      | HOME           | 0- 0       | 0- 0        | 7- 6          |      |      |       |           |
| 5- 12             | 0- 1     | 0- 0      | AWAY           | 0- 2       | 0- 1        | 5- 8          |      |      |       |           |
| 0- 0              | 0- 0     | 0- 0      | NEUTRAL        | 0- 0       | 0- 0        | 0- 0          |      |      |       |           |
| 3- 8              | 0- 1     | 0- 0      | NON-CONFERENCE | 0- 2       | 0- 1        | 3- 4          |      |      |       |           |
| 3- 1              | 0- 0     | 0- 0      | HOME           | 0- 0       | 0- 0        | 3- 1          |      |      |       |           |
| 0- 7              | 0- 1     | 0- 0      | AWAY           | 0- 2       | 0- 1        | 0- 3          |      |      |       |           |
| 0- 0              | 0- 0     | 0- 0      | NEUTRAL        | 0- 0       | 0- 0        | 0- 0          |      |      |       |           |
| 9- 10             | 0- 0     | 0- 0      | CONFERENCE     | 0- 0       | 0- 0        | 9- 10         |      |      |       |           |
| 4- 5              | 0- 0     | 0- 0      | HOME           | 0- 0       | 0- 0        | 4- 5          |      |      |       |           |
| 5- 5              | 0- 0     | 0- 0      | AWAY           | 0- 0       | 0- 0        | 5- 5          |      |      |       |           |
| 0- 0              | 0- 0     | 0- 0      | NEUTRAL        | 0- 0       | 0- 0        | 0- 0          |      |      |       |           |

| RPI 1-25                  |   |                      |       | RPI 26-50 |   |                      |       | RPI 51-100 |   |                 |       | RPI 101+ Team's RPI: 275 |   |                      |       |
|---------------------------|---|----------------------|-------|-----------|---|----------------------|-------|------------|---|-----------------|-------|--------------------------|---|----------------------|-------|
| RPI                       | S | Opponent             | Score | RPI       | S | Opponent             | Score | RPI        | S | Opponent        | Score | RPI                      | S | Opponent             | Score |
| 8                         | A | Maryland             | 43 86 |           |   |                      |       | 63         | A | Maine           | 42 62 | 131                      | A | Penn St.             | 47 73 |
|                           |   |                      |       |           |   |                      |       | 68         | A | Army West Point | 52 81 | 161                      | A | Fordham              | 48 63 |
|                           |   |                      |       |           |   |                      |       |            |   |                 |       | 196                      | A | Sacred Heart         | 69 79 |
|                           |   |                      |       |           |   |                      |       |            |   |                 |       | 196                      | H | Sacred Heart         | 57 61 |
|                           |   |                      |       |           |   |                      |       |            |   |                 |       | 209                      | A | Robert Morris        | 55 72 |
|                           |   |                      |       |           |   |                      |       |            |   |                 |       | 209                      | H | Robert Morris        | 48 39 |
|                           |   |                      |       |           |   |                      |       |            |   |                 |       | 214                      | H | Dartmouth            | 59 55 |
|                           |   |                      |       |           |   |                      |       |            |   |                 |       | 217                      | A | Hartford             | 41 49 |
|                           |   |                      |       |           |   |                      |       |            |   |                 |       | 221                      | H | Massachusetts        | 78 68 |
|                           |   |                      |       |           |   |                      |       |            |   |                 |       | 225                      | A | Bryant               | 56 70 |
|                           |   |                      |       |           |   |                      |       |            |   |                 |       | 225                      | H | Bryant               | 53 65 |
|                           |   |                      |       |           |   |                      |       |            |   |                 |       | 231                      | H | New Hampshire        | 50 64 |
|                           |   |                      |       |           |   |                      |       |            |   |                 |       | 263                      | A | Saint Francis (PA)   | 77 83 |
|                           |   |                      |       |           |   |                      |       |            |   |                 |       | 263                      | A | Saint Francis (PA)   | 79 59 |
|                           |   |                      |       |           |   |                      |       |            |   |                 |       | 263                      | H | Saint Francis (PA)   | 66 51 |
|                           |   |                      |       |           |   |                      |       |            |   |                 |       | 276                      | A | Vermont              | 63 79 |
|                           |   |                      |       |           |   |                      |       |            |   |                 |       | 314                      | A | Fairleigh Dickinson  | 78 75 |
|                           |   |                      |       |           |   |                      |       |            |   |                 |       | 314                      | H | Fairleigh Dickinson  | 71 59 |
|                           |   |                      |       |           |   |                      |       |            |   |                 |       | 317                      | A | Mt. St. Mary's       | 48 54 |
|                           |   |                      |       |           |   |                      |       |            |   |                 |       | 317                      | H | Mt. St. Mary's       | 55 59 |
|                           |   |                      |       |           |   |                      |       |            |   |                 |       | 320                      | H | UMass Lowell         | 64 53 |
|                           |   |                      |       |           |   |                      |       |            |   |                 |       | 324                      | A | LIU Brooklyn         | 65 57 |
|                           |   |                      |       |           |   |                      |       |            |   |                 |       | 324                      | H | LIU Brooklyn         | 45 59 |
|                           |   |                      |       |           |   |                      |       |            |   |                 |       | 337                      | A | St. Francis Brooklyn | 67 61 |
|                           |   |                      |       |           |   |                      |       |            |   |                 |       | 337                      | H | St. Francis Brooklyn | 65 61 |
|                           |   |                      |       |           |   |                      |       |            |   |                 |       | 345                      | A | Wagner               | 62 52 |
| LAST 12 Division I GAMES: |   |                      |       |           |   |                      |       |            |   |                 |       |                          |   |                      |       |
| 263                       | A | Saint Francis (PA)   | 77 83 | 196       | A | Sacred Heart         | 69 79 |            |   |                 |       |                          |   |                      |       |
| 337                       | A | St. Francis Brooklyn | 67 61 | 209       | A | Robert Morris        | 55 72 |            |   |                 |       |                          |   |                      |       |
| 314                       | H | Fairleigh Dickinson  | 71 59 | 263       | A | Saint Francis (PA)   | 79 59 |            |   |                 |       |                          |   |                      |       |
| 317                       | H | Mt. St. Mary's       | 55 59 | 225       | H | Bryant               | 53 65 |            |   |                 |       |                          |   |                      |       |
| 345                       | H | Wagner               | 63 64 | 337       | H | St. Francis Brooklyn | 65 61 |            |   |                 |       |                          |   |                      |       |
| 324                       | A | LIU Brooklyn         | 65 57 | 209       | H | Robert Morris        | 48 39 |            |   |                 |       |                          |   |                      |       |

Non-Div I Games:

Central Conn. St.

■ Loss, 
■ Non-Conf, 
■ S Site, 
■ H Home 
■ A Away 
N Neutral

| RPI | S | Opponent | Score |
|-----|---|----------|-------|
| 345 | H | Wagner   | 63 64 |

Central Conn. St.



|                   |          |           |                |            |             |               |      |      |       |           |
|-------------------|----------|-----------|----------------|------------|-------------|---------------|------|------|-------|-----------|
| Average RPI Win:  | 179      | WON-LOST  | WINNING        | LAST 10    | STRENGTH OF | OPP. STRENGTH | TEAM | ADJ. | CONF. | ADJ CONF. |
| Average RPI Loss: | 117      | RECORD    | PCT. RANK      | GAMES      | SCHEDULE    | OF SCHEDULE   | RPI  | RPI  | RPI   | RPI       |
| DIV. I ONLY       | 20- 9    | 70        | 8- 2           | 97         | 131         | 69            | 69   | 11   | 11    |           |
| DIV. I NON-CONF.  | 6- 5     | 146       | 0- 0           | 154        | 134         | 139           | 139  | 13   | 13    |           |
| TOTALS            | RPI 1-25 | RPI 26-50 | W-L RECORDS    | RPI 51-100 | RPI 101-150 | RPI 150+      |      |      |       |           |
| 20- 9             | 0- 1     | 0- 1      | OVERALL        | 5- 0       | 5- 5        | 10- 2         |      |      |       |           |
| 11- 3             | 0- 1     | 0- 0      | HOME           | 3- 0       | 3- 2        | 5- 0          |      |      |       |           |
| 8- 6              | 0- 0     | 0- 1      | AWAY           | 2- 0       | 2- 3        | 4- 2          |      |      |       |           |
| 1- 0              | 0- 0     | 0- 0      | NEUTRAL        | 0- 0       | 0- 0        | 1- 0          |      |      |       |           |
| 6- 5              | 0- 1     | 0- 0      | NON-CONFERENCE | 1- 0       | 1- 2        | 4- 2          |      |      |       |           |
| 3- 2              | 0- 1     | 0- 0      | HOME           | 1- 0       | 1- 1        | 1- 0          |      |      |       |           |
| 2- 3              | 0- 0     | 0- 0      | AWAY           | 0- 0       | 0- 1        | 2- 2          |      |      |       |           |
| 1- 0              | 0- 0     | 0- 0      | NEUTRAL        | 0- 0       | 0- 0        | 1- 0          |      |      |       |           |
| 14- 4             | 0- 0     | 0- 1      | CONFERENCE     | 4- 0       | 4- 3        | 6- 0          |      |      |       |           |
| 8- 1              | 0- 0     | 0- 0      | HOME           | 2- 0       | 2- 1        | 4- 0          |      |      |       |           |
| 6- 3              | 0- 0     | 0- 1      | AWAY           | 2- 0       | 2- 2        | 2- 0          |      |      |       |           |
| 0- 0              | 0- 0     | 0- 0      | NEUTRAL        | 0- 0       | 0- 0        | 0- 0          |      |      |       |           |

| RPI 1-25                  |   |          |       | RPI 26-50 |   |               |       | RPI 51-100 |   |               |       | Team's RPI: 69 |   |                |        | RPI 101+ |   |          |       |
|---------------------------|---|----------|-------|-----------|---|---------------|-------|------------|---|---------------|-------|----------------|---|----------------|--------|----------|---|----------|-------|
| RPI                       | S | Opponent | Score | RPI       | S | Opponent      | Score | RPI        | S | Opponent      | Score | RPI            | S | Opponent       | Score  | RPI      | S | Opponent | Score |
| 18                        | H | Duquesne | 49 68 | 42        | A | Ohio          | 84 86 | 56         | A | Ball St.      | 74 65 | 105            | A | Toledo         | 72 76  |          |   |          |       |
|                           |   |          |       |           |   |               |       | 56         | H | Ball St.      | 67 66 | 105            | H | Toledo         | 79 81  |          |   |          |       |
|                           |   |          |       |           |   |               |       | 66         | H | Middle Tenn.  | 81 59 | 111            | H | Memphis        | 61 64  |          |   |          |       |
|                           |   |          |       |           |   |               |       | 88         | A | Eastern Mich. | 66 65 | 115            | A | Saint Joseph's | 66 76  |          |   |          |       |
|                           |   |          |       |           |   |               |       | 88         | H | Eastern Mich. | 78 70 | 123            | A | Akron          | 97 77  |          |   |          |       |
|                           |   |          |       |           |   |               |       |            |   |               |       | 123            | H | Akron          | 81 60  |          |   |          |       |
|                           |   |          |       |           |   |               |       |            |   |               |       | 130            | A | Buffalo        | 61 67  |          |   |          |       |
|                           |   |          |       |           |   |               |       |            |   |               |       | 141            | A | Western Mich.  | 73 61  |          |   |          |       |
|                           |   |          |       |           |   |               |       |            |   |               |       | 141            | H | Western Mich.  | 53 51  |          |   |          |       |
|                           |   |          |       |           |   |               |       |            |   |               |       | 147            | H | SIUE           | 78 65  |          |   |          |       |
|                           |   |          |       |           |   |               |       |            |   |               |       | 175            | A | Loyola Chicago | 68 59  |          |   |          |       |
|                           |   |          |       |           |   |               |       |            |   |               |       | 179            | A | Illinois       | 69 74  |          |   |          |       |
|                           |   |          |       |           |   |               |       |            |   |               |       | 204            | A | Oakland        | 110 87 |          |   |          |       |
|                           |   |          |       |           |   |               |       |            |   |               |       | 227            | H | Indiana St.    | 85 65  |          |   |          |       |
|                           |   |          |       |           |   |               |       |            |   |               |       | 252            | A | Ill.-Chicago   | 63 66  |          |   |          |       |
|                           |   |          |       |           |   |               |       |            |   |               |       | 259            | H | Bowling Green  | 76 75  |          |   |          |       |
|                           |   |          |       |           |   |               |       |            |   |               |       | 260            | A | Northern Ill.  | 73 67  |          |   |          |       |
|                           |   |          |       |           |   |               |       |            |   |               |       | 260            | H | Northern Ill.  | 95 63  |          |   |          |       |
|                           |   |          |       |           |   |               |       |            |   |               |       | 282            | A | Miami (OH)     | 72 58  |          |   |          |       |
|                           |   |          |       |           |   |               |       |            |   |               |       | 282            | H | Miami (OH)     | 77 54  |          |   |          |       |
|                           |   |          |       |           |   |               |       |            |   |               |       | 284            | N | Rider          | 76 58  |          |   |          |       |
|                           |   |          |       |           |   |               |       |            |   |               |       | 318            | H | Kent St.       | 81 61  |          |   |          |       |
| LAST 12 Division I GAMES: |   |          |       |           |   |               |       |            |   |               |       |                |   |                |        |          |   |          |       |
|                           |   |          |       | 88        | H | Eastern Mich. | 78 70 |            |   |               |       | 56             | A | Ball St.       | 74 65  |          |   |          |       |
|                           |   |          |       | 105       | A | Toledo        | 72 76 |            |   |               |       | 259            | H | Bowling Green  | 76 75  |          |   |          |       |
|                           |   |          |       | 141       | A | Western Mich. | 73 61 |            |   |               |       | 88             | A | Eastern Mich.  | 66 65  |          |   |          |       |
|                           |   |          |       | 56        | H | Ball St.      | 67 66 |            |   |               |       | 282            | H | Miami (OH)     | 77 54  |          |   |          |       |
|                           |   |          |       | 105       | H | Toledo        | 79 81 |            |   |               |       | 141            | H | Western Mich.  | 53 51  |          |   |          |       |
|                           |   |          |       | 260       | A | Northern Ill. | 73 67 |            |   |               |       | 123            | H | Akron          | 81 60  |          |   |          |       |

Non-Div I Games:

Central Mich.

■ Loss, 
 ■ Non-Conf, S Site, 
 ■ Home 
 ■ Away 
 N Neutral

| CHAMPIONSHIP FOOTBALL |      |          |           | THROUGH GAMES OF MARCH 7, 1910 |             |               |            |      |             |           |          |
|-----------------------|------|----------|-----------|--------------------------------|-------------|---------------|------------|------|-------------|-----------|----------|
| Average RPI Win: 287  |      | WON-LOST | WINNING   | LAST 10                        | STRENGTH OF | OPP. STRENGTH | TEAM       | ADJ. | CONF.       | ADJ CONF. |          |
| Average RPI Loss: 199 |      | RECORD   | PCT. RANK | GAMES                          | SCHEDULE    | OF SCHEDULE   | RPI        | RPI  | RPI         | RPI       |          |
| DIV. I ONLY           |      | 10- 16   | 242       | 4- 6                           | 337         | 270           | 294        | 294  | 27          | 27        |          |
| DIV. I NON-CONF.      |      | 2- 4     | 234       | 0- 0                           | 349         | 86            | 346        | 346  | 29          | 29        |          |
| TOTALS                |      | RPI 1-25 | RPI 26-50 |                                | W-L RECORDS |               | RPI 51-100 |      | RPI 101-150 |           | RPI 150+ |
| 10- 16                | 0- 0 | 0- 0     |           | OVERALL                        |             | 0- 0          | 0- 5       |      | 10- 11      |           |          |
| 6- 6                  | 0- 0 | 0- 0     |           | HOME                           |             | 0- 0          | 0- 2       |      | 6- 4        |           |          |
| 4- 10                 | 0- 0 | 0- 0     |           | AWAY                           |             | 0- 0          | 0- 3       |      | 4- 7        |           |          |
| 0- 0                  | 0- 0 | 0- 0     |           | NEUTRAL                        |             | 0- 0          | 0- 0       |      | 0- 0        |           |          |
| 2- 4                  | 0- 0 | 0- 0     |           | NON-CONFERENCE                 |             | 0- 0          | 0- 1       |      | 2- 3        |           |          |
| 2- 0                  | 0- 0 | 0- 0     |           | HOME                           |             | 0- 0          | 0- 0       |      | 2- 0        |           |          |
| 0- 4                  | 0- 0 | 0- 0     |           | AWAY                           |             | 0- 0          | 0- 1       |      | 0- 3        |           |          |
| 0- 0                  | 0- 0 | 0- 0     |           | NEUTRAL                        |             | 0- 0          | 0- 0       |      | 0- 0        |           |          |
| 8- 12                 | 0- 0 | 0- 0     |           | CONFERENCE                     |             | 0- 0          | 0- 4       |      | 8- 8        |           |          |
| 4- 6                  | 0- 0 | 0- 0     |           | HOME                           |             | 0- 0          | 0- 2       |      | 4- 4        |           |          |
| 4- 6                  | 0- 0 | 0- 0     |           | AWAY                           |             | 0- 0          | 0- 2       |      | 4- 4        |           |          |
| 0- 0                  | 0- 0 | 0- 0     |           | NEUTRAL                        |             | 0- 0          | 0- 0       |      | 0- 0        |           |          |

[illegible]

|                  |       |    |    |                |    |    |        |    |    |
|------------------|-------|----|----|----------------|----|----|--------|----|----|
| Non-Div I Games: | Paine | 69 | 62 | Columbia Int'l | 67 | 35 | Warner | 73 | 53 |
|------------------|-------|----|----|----------------|----|----|--------|----|----|

Charleston So.

■ Loss, ■ Non-Conf, S Site, H Home A Away N Neutral

|                   |               |            |                |            |             |               |           |           |           |           |
|-------------------|---------------|------------|----------------|------------|-------------|---------------|-----------|-----------|-----------|-----------|
| Average RPI Win:  | <b>197</b>    | WON-LOST   | WINNING        | LAST 10    | STRENGTH OF | OPP. STRENGTH | TEAM      | ADJ.      | CONF.     | ADJ CONF. |
| Average RPI Loss: | <b>82</b>     | RECORD     | PCT. RANK      | GAMES      | SCHEDULE    | OF SCHEDULE   | RPI       | RPI       | RPI       | RPI       |
| DIV. I ONLY       | <b>19- 10</b> | <b>81</b>  | <b>8- 2</b>    | <b>108</b> | <b>123</b>  | <b>77</b>     | <b>77</b> | <b>12</b> | <b>12</b> |           |
| DIV. I NON-CONF.  | <b>7- 4</b>   | <b>110</b> | <b>0- 0</b>    | <b>94</b>  | <b>144</b>  | <b>88</b>     | <b>88</b> | <b>10</b> | <b>10</b> |           |
| TOTALS            | RPI 1-25      | RPI 26-50  | W-L RECORDS    | RPI 51-100 | RPI 101-150 | RPI 150+      |           |           |           |           |
| 19- 10            | 0- 0          | 1- 5       | OVERALL        | 1- 2       | 3- 0        | 14- 3         |           |           |           |           |
| 12- 2             | 0- 0          | 1- 1       | HOME           | 1- 0       | 1- 0        | 9- 1          |           |           |           |           |
| 6- 8              | 0- 0          | 0- 4       | AWAY           | 0- 2       | 1- 0        | 5- 2          |           |           |           |           |
| 1- 0              | 0- 0          | 0- 0       | NEUTRAL        | 0- 0       | 1- 0        | 0- 0          |           |           |           |           |
| 7- 4              | 0- 0          | 0- 3       | NON-CONFERENCE | 1- 1       | 1- 0        | 5- 0          |           |           |           |           |
| 4- 1              | 0- 0          | 0- 1       | HOME           | 1- 0       | 0- 0        | 3- 0          |           |           |           |           |
| 2- 3              | 0- 0          | 0- 2       | AWAY           | 0- 1       | 0- 0        | 2- 0          |           |           |           |           |
| 1- 0              | 0- 0          | 0- 0       | NEUTRAL        | 0- 0       | 1- 0        | 0- 0          |           |           |           |           |
| 12- 6             | 0- 0          | 1- 2       | CONFERENCE     | 0- 1       | 2- 0        | 9- 3          |           |           |           |           |
| 8- 1              | 0- 0          | 1- 0       | HOME           | 0- 0       | 1- 0        | 6- 1          |           |           |           |           |
| 4- 5              | 0- 0          | 0- 2       | AWAY           | 0- 1       | 1- 0        | 3- 2          |           |           |           |           |
| 0- 0              | 0- 0          | 0- 0       | NEUTRAL        | 0- 0       | 0- 0        | 0- 0          |           |           |           |           |

| RPI 1-25                  |   |          | RPI 26-50 |     |   | RPI 51-100         |       |     | Team's RPI: 77 |               |       | RPI 101+ |   |                    |       |
|---------------------------|---|----------|-----------|-----|---|--------------------|-------|-----|----------------|---------------|-------|----------|---|--------------------|-------|
| RPI                       | S | Opponent | Score     | RPI | S | Opponent           | Score | RPI | S              | Opponent      | Score | RPI      | S | Opponent           | Score |
|                           |   |          |           | 26  | H | Miami (FL)         | 70 77 | 56  | H              | Ball St.      | 72 66 | 114      | N | Mercer             | 72 62 |
|                           |   |          |           | 31  | A | UTEP               | 91 94 | 66  | A              | Middle Tenn.  | 67 72 | 134      | A | Marshall           | 64 61 |
|                           |   |          |           | 35  | A | Western Ky.        | 66 77 | 89  | A              | Elon          | 83 90 | 134      | H | Marshall           | 87 77 |
|                           |   |          |           | 35  | H | Western Ky.        | 81 72 |     |                |               |       | 154      | A | Old Dominion       | 85 94 |
|                           |   |          |           | 45  | A | Missouri           | 71 88 |     |                |               |       | 154      | H | Old Dominion       | 59 71 |
|                           |   |          |           | 50  | A | North Carolina St. | 65 72 |     |                |               |       | 164      | H | Fla. Atlantic      | 85 79 |
|                           |   |          |           |     |   |                    |       |     |                |               |       | 165      | A | UAB                | 57 75 |
|                           |   |          |           |     |   |                    |       |     |                |               |       | 171      | H | Southern Miss.     | 80 59 |
|                           |   |          |           |     |   |                    |       |     |                |               |       | 183      | H | Louisiana Tech     | 63 58 |
|                           |   |          |           |     |   |                    |       |     |                |               |       | 190      | A | Davidson           | 99 88 |
|                           |   |          |           |     |   |                    |       |     |                |               |       | 209      | H | Robert Morris      | 94 73 |
|                           |   |          |           |     |   |                    |       |     |                |               |       | 226      | H | Col. of Charleston | 89 61 |
|                           |   |          |           |     |   |                    |       |     |                |               |       | 233      | A | Rice               | 69 58 |
|                           |   |          |           |     |   |                    |       |     |                |               |       | 233      | H | Rice               | 68 63 |
|                           |   |          |           |     |   |                    |       |     |                |               |       | 238      | A | North Texas        | 82 70 |
|                           |   |          |           |     |   |                    |       |     |                |               |       | 238      | H | North Texas        | 72 69 |
|                           |   |          |           |     |   |                    |       |     |                |               |       | 249      | A | UTSA               | 64 54 |
|                           |   |          |           |     |   |                    |       |     |                |               |       | 272      | A | Georgia St.        | 83 71 |
|                           |   |          |           |     |   |                    |       |     |                |               |       | 310      | H | FIU                | 87 74 |
|                           |   |          |           |     |   |                    |       |     |                |               |       | 348      | H | N.C. Central       | 67 52 |
| LAST 12 Division I GAMES: |   |          |           |     |   |                    |       |     |                |               |       |          |   |                    |       |
|                           |   |          |           | 238 | H | North Texas        | 72 69 | 238 | A              | North Texas   | 82 70 |          |   |                    |       |
|                           |   |          |           | 233 | H | Rice               | 68 63 | 233 | A              | Rice          | 69 58 |          |   |                    |       |
|                           |   |          |           | 31  | A | UTEP               | 91 94 | 154 | A              | Old Dominion  | 85 94 |          |   |                    |       |
|                           |   |          |           | 249 | A | UTSA               | 64 54 | 164 | H              | Fla. Atlantic | 85 79 |          |   |                    |       |
|                           |   |          |           | 35  | H | Western Ky.        | 81 72 | 310 | H              | FIU           | 87 74 |          |   |                    |       |
|                           |   |          |           | 134 | H | Marshall           | 87 77 | 35  | A              | Western Ky.   | 66 77 |          |   |                    |       |

Non-Div I Games:

Charlotte

## Chattanooga

Through Games Of March 7, 2016

| Average RPI Win:  | 191      | WON-LOST  | WINNING        | LAST 10    | STRENGTH OF | OPP. STRENGTH | TEAM | ADJ. | CONF. | ADJ CONF. |
|-------------------|----------|-----------|----------------|------------|-------------|---------------|------|------|-------|-----------|
| Average RPI Loss: | 47       | RECORD    | PCT. RANK      | GAMES      | SCHEDULE    | OF SCHEDULE   | RPI  | RPI  | RPI   | RPI       |
| DIV. I ONLY       | 24- 7    | 35        | 10- 0          | 91         | 122         | 41            | 41   | 17   | 17    |           |
| DIV. I NON-CONF.  | 9- 5     | 108       | 0- 0           | 19         | 14          | 42            | 42   | 15   | 15    |           |
| TOTALS            | RPI 1-25 | RPI 26-50 | W-L RECORDS    | RPI 51-100 | RPI 101-150 | RPI 150+      |      |      |       |           |
| 24- 7             | 0- 3     | 1- 2      | OVERALL        | 2- 0       | 7- 2        | 14- 0         |      |      |       |           |
| 14- 1             | 0- 1     | 1- 0      | HOME           | 2- 0       | 4- 0        | 7- 0          |      |      |       |           |
| 6- 6              | 0- 2     | 0- 2      | AWAY           | 0- 0       | 0- 2        | 6- 0          |      |      |       |           |
| 4- 0              | 0- 0     | 0- 0      | NEUTRAL        | 0- 0       | 3- 0        | 1- 0          |      |      |       |           |
| 9- 5              | 0- 3     | 1- 2      | NON-CONFERENCE | 2- 0       | 3- 0        | 3- 0          |      |      |       |           |
| 7- 1              | 0- 1     | 1- 0      | HOME           | 2- 0       | 2- 0        | 2- 0          |      |      |       |           |
| 1- 4              | 0- 2     | 0- 2      | AWAY           | 0- 0       | 0- 0        | 1- 0          |      |      |       |           |
| 1- 0              | 0- 0     | 0- 0      | NEUTRAL        | 0- 0       | 1- 0        | 0- 0          |      |      |       |           |
| 15- 2             | 0- 0     | 0- 0      | CONFERENCE     | 0- 0       | 4- 2        | 11- 0         |      |      |       |           |
| 7- 0              | 0- 0     | 0- 0      | HOME           | 0- 0       | 2- 0        | 5- 0          |      |      |       |           |
| 5- 2              | 0- 0     | 0- 0      | AWAY           | 0- 0       | 0- 2        | 5- 0          |      |      |       |           |
| 3- 0              | 0- 0     | 0- 0      | NEUTRAL        | 0- 0       | 2- 0        | 1- 0          |      |      |       |           |

| RPI 1-25                  |   |            |       | RPI 26-50 |   |               |       | Team's RPI: 41 | RPI 51-100 |   |               |       | RPI 101+ |   |                |       |
|---------------------------|---|------------|-------|-----------|---|---------------|-------|----------------|------------|---|---------------|-------|----------|---|----------------|-------|
| RPI                       | S | Opponent   | Score | RPI       | S | Opponent      | Score |                | RPI        | S | Opponent      | Score | RPI      | S | Opponent       | Score |
| 3                         | H | UConn      | 31 79 | 27        | A | Tennessee     | 57 59 |                | 78         | H | Belmont       | 62 53 | 106      | H | UT Martin      | 61 46 |
| 10                        | A | Stanford   | 30 73 | 39        | H | Arkansas St.  | 55 54 |                | 93         | H | Harvard       | 62 58 | 112      | A | Samford        | 43 48 |
| 20                        | A | South Fla. | 33 61 | 46        | A | Indiana       | 43 54 |                |            |   |               |       | 112      | H | Samford        | 53 30 |
|                           |   |            |       |           |   |               |       |                |            |   |               |       | 112      | N | Samford        | 49 41 |
|                           |   |            |       |           |   |               |       |                |            |   |               |       | 114      | A | Mercer         | 44 67 |
|                           |   |            |       |           |   |               |       |                |            |   |               |       | 114      | H | Mercer         | 67 45 |
|                           |   |            |       |           |   |               |       |                |            |   |               |       | 114      | N | Mercer         | 65 57 |
|                           |   |            |       |           |   |               |       |                |            |   |               |       | 144      | H | McNeese St.    | 68 53 |
|                           |   |            |       |           |   |               |       |                |            |   |               |       | 149      | N | East Carolina  | 72 61 |
|                           |   |            |       |           |   |               |       |                |            |   |               |       | 166      | A | ETSU           | 65 57 |
|                           |   |            |       |           |   |               |       |                |            |   |               |       | 166      | H | ETSU           | 66 42 |
|                           |   |            |       |           |   |               |       |                |            |   |               |       | 171      | H | Southern Miss. | 53 48 |
|                           |   |            |       |           |   |               |       |                |            |   |               |       | 180      | H | Butler         | 60 49 |
|                           |   |            |       |           |   |               |       |                |            |   |               |       | 215      | A | Furman         | 56 50 |
|                           |   |            |       |           |   |               |       |                |            |   |               |       | 215      | H | Furman         | 61 46 |
|                           |   |            |       |           |   |               |       |                |            |   |               |       | 269      | A | UNCW           | 61 33 |
|                           |   |            |       |           |   |               |       |                |            |   |               |       | 300      | A | Western Caro.  | 65 51 |
|                           |   |            |       |           |   |               |       |                |            |   |               |       | 300      | H | Western Caro.  | 77 59 |
|                           |   |            |       |           |   |               |       |                |            |   |               |       | 300      | N | Western Caro.  | 74 56 |
|                           |   |            |       |           |   |               |       |                |            |   |               |       | 305      | A | Wofford        | 53 40 |
|                           |   |            |       |           |   |               |       |                |            |   |               |       | 305      | H | Wofford        | 65 48 |
|                           |   |            |       |           |   |               |       |                |            |   |               |       | 311      | A | UNCG           | 74 53 |
|                           |   |            |       |           |   |               |       |                |            |   |               |       | 311      | H | UNCG           | 72 61 |
| LAST 12 Division I GAMES: |   |            |       |           |   |               |       |                |            |   |               |       |          |   |                |       |
|                           |   |            |       | 114       | N | Mercer        | 65 57 |                | 300        | A | Western Caro. | 65 51 |          |   |                |       |
|                           |   |            |       | 112       | N | Samford       | 49 41 |                | 311        | A | UNCG          | 74 53 |          |   |                |       |
|                           |   |            |       | 300       | N | Western Caro. | 74 56 |                | 305        | H | Wofford       | 65 48 |          |   |                |       |
|                           |   |            |       | 166       | H | ETSU          | 66 42 |                | 215        | H | Furman        | 61 46 |          |   |                |       |
|                           |   |            |       | 114       | H | Mercer        | 67 45 |                | 166        | A | ETSU          | 65 57 |          |   |                |       |
|                           |   |            |       | 112       | H | Samford       | 53 30 |                | 112        | A | Samford       | 43 48 |          |   |                |       |

Non-Div I Games:

Chattanooga

■ Loss, 
■ Non-Conf, S Site, 
■ Home 
■ Away 
N Neutral

|                   |          |           |                |            |             |               |      |      |       |           |
|-------------------|----------|-----------|----------------|------------|-------------|---------------|------|------|-------|-----------|
| Average RPI Win:  | 297      | WON-LOST  | WINNING        | LAST 10    | STRENGTH OF | OPP. STRENGTH | TEAM | ADJ. | CONF. | ADJ CONF. |
| Average RPI Loss: | 204      | RECORD    | PCT. RANK      | GAMES      | SCHEDULE    | OF SCHEDULE   | RPI  | RPI  | RPI   | RPI       |
| DIV. I ONLY       | 4- 24    | 326       | 2- 8           | 310        | 272         | 344           | 344  | 28   | 28    |           |
| DIV. I NON-CONF.  | 2- 12    | 311       | 0- 0           | 313        | 270         | 339           | 339  | 25   | 25    |           |
| TOTALS            | RPI 1-25 | RPI 26-50 | W-L RECORDS    | RPI 51-100 | RPI 101-150 | RPI 150+      |      |      |       |           |
| 4- 24             | 0- 0     | 0- 2      | OVERALL        | 0- 0       | 0- 4        | 4- 18         |      |      |       |           |
| 3- 11             | 0- 0     | 0- 1      | HOME           | 0- 0       | 0- 2        | 3- 8          |      |      |       |           |
| 1- 13             | 0- 0     | 0- 1      | AWAY           | 0- 0       | 0- 2        | 1- 10         |      |      |       |           |
| 0- 0              | 0- 0     | 0- 0      | NEUTRAL        | 0- 0       | 0- 0        | 0- 0          |      |      |       |           |
| 2- 12             | 0- 0     | 0- 2      | NON-CONFERENCE | 0- 0       | 0- 2        | 2- 8          |      |      |       |           |
| 1- 6              | 0- 0     | 0- 1      | HOME           | 0- 0       | 0- 1        | 1- 4          |      |      |       |           |
| 1- 6              | 0- 0     | 0- 1      | AWAY           | 0- 0       | 0- 1        | 1- 4          |      |      |       |           |
| 0- 0              | 0- 0     | 0- 0      | NEUTRAL        | 0- 0       | 0- 0        | 0- 0          |      |      |       |           |
| 2- 12             | 0- 0     | 0- 0      | CONFERENCE     | 0- 0       | 0- 2        | 2- 10         |      |      |       |           |
| 2- 5              | 0- 0     | 0- 0      | HOME           | 0- 0       | 0- 1        | 2- 4          |      |      |       |           |
| 0- 7              | 0- 0     | 0- 0      | AWAY           | 0- 0       | 0- 1        | 0- 6          |      |      |       |           |
| 0- 0              | 0- 0     | 0- 0      | NEUTRAL        | 0- 0       | 0- 0        | 0- 0          |      |      |       |           |

| RPI S                     | Opponent          | Score | RPI S | Opponent         | Score | RPI S | Opponent | Score | RPI S | Opponent          | Score | Team's RPI: 344 |
|---------------------------|-------------------|-------|-------|------------------|-------|-------|----------|-------|-------|-------------------|-------|-----------------|
| 28                        | A DePaul          | 42 88 | 49    | H Kansas St.     | 54 63 |       |          |       | 108   | A New Mexico St.  | 63 76 |                 |
|                           |                   |       |       |                  |       |       |          |       | 108   | H New Mexico St.  | 60 70 |                 |
|                           |                   |       |       |                  |       |       |          |       | 141   | A Western Mich.   | 56 65 |                 |
|                           |                   |       |       |                  |       |       |          |       | 148   | H Milwaukee       | 48 55 |                 |
|                           |                   |       |       |                  |       |       |          |       | 179   | A Illinois        | 36 67 |                 |
|                           |                   |       |       |                  |       |       |          |       | 191   | A UTRGV           | 56 78 |                 |
|                           |                   |       |       |                  |       |       |          |       | 191   | H UTRGV           | 56 64 |                 |
|                           |                   |       |       |                  |       |       |          |       | 204   | H Oakland         | 51 74 |                 |
|                           |                   |       |       |                  |       |       |          |       | 210   | A Utah Valley     | 46 74 |                 |
|                           |                   |       |       |                  |       |       |          |       | 210   | H Utah Valley     | 62 69 |                 |
|                           |                   |       |       |                  |       |       |          |       | 212   | A CSU Bakersfield | 43 76 |                 |
|                           |                   |       |       |                  |       |       |          |       | 212   | H CSU Bakersfield | 61 74 |                 |
|                           |                   |       |       |                  |       |       |          |       | 229   | A Grand Canyon    | 36 74 |                 |
|                           |                   |       |       |                  |       |       |          |       | 229   | H Grand Canyon    | 60 65 |                 |
|                           |                   |       |       |                  |       |       |          |       | 236   | A Western Ill.    | 50 88 |                 |
|                           |                   |       |       |                  |       |       |          |       | 252   | H Ill.-Chicago    | 47 51 |                 |
|                           |                   |       |       |                  |       |       |          |       | 260   | H Northern Ill.   | 50 68 |                 |
|                           |                   |       |       |                  |       |       |          |       | 271   | A Seattle         | 45 59 |                 |
|                           |                   |       |       |                  |       |       |          |       | 271   | H Seattle         | 57 49 |                 |
|                           |                   |       |       |                  |       |       |          |       | 302   | A UMKC            | 50 67 |                 |
|                           |                   |       |       |                  |       |       |          |       | 302   | H UMKC            | 77 72 |                 |
|                           |                   |       |       |                  |       |       |          |       | 303   | H Bradley         | 60 66 |                 |
|                           |                   |       |       |                  |       |       |          |       | 306   | H Morehead St.    | 75 71 |                 |
|                           |                   |       |       |                  |       |       |          |       | 308   | A Jackson St.     | 76 59 |                 |
|                           |                   |       |       |                  |       |       |          |       | 315   | A IPFW            | 51 62 |                 |
|                           |                   |       |       |                  |       |       |          |       | 316   | A Illinois St.    | 53 57 |                 |
| LAST 12 Division I GAMES: |                   |       |       |                  |       |       |          |       |       |                   |       |                 |
| 302                       | A UMKC            | 50 67 | 271   | H Seattle        | 57 49 |       |          |       |       |                   |       |                 |
| 191                       | A UTRGV           | 56 78 | 302   | H UMKC           | 77 72 |       |          |       |       |                   |       |                 |
| 229                       | H Grand Canyon    | 60 65 | 210   | A Utah Valley    | 46 74 |       |          |       |       |                   |       |                 |
| 210                       | H Utah Valley     | 62 69 | 229   | A Grand Canyon   | 36 74 |       |          |       |       |                   |       |                 |
| 108                       | A New Mexico St.  | 63 76 | 108   | H New Mexico St. | 60 70 |       |          |       |       |                   |       |                 |
| 212                       | H CSU Bakersfield | 61 74 | 191   | H UTRGV          | 56 64 |       |          |       |       |                   |       |                 |

Non-Div I Games:

Chicago St.

■ Loss, 
■ Non-Conf, 
■ S Site, 
■ Home 
■ A Away 
N Neutral

| Average RPI Win:  | 257      | WON-LOST  | WINNING        | LAST 10    | STRENGTH OF | OPP. STRENGTH | TEAM | ADJ. | CONF. | ADJ CONF. |
|-------------------|----------|-----------|----------------|------------|-------------|---------------|------|------|-------|-----------|
| Average RPI Loss: | 94       | RECORD    | PCT. RANK      | GAMES      | SCHEDULE    | OF SCHEDULE   | RPI  | RPI  | RPI   | RPI       |
| DIV. I ONLY       | 8- 22    | 291       | 1- 9           | 96         | 77          | 239           | 239  | 9    | 9     |           |
| DIV. I NON-CONF.  | 4- 7     | 222       | 0- 0           | 40         | 67          | 183           | 183  | 7    | 7     |           |
| TOTALS            | RPI 1-25 | RPI 26-50 | W-L RECORDS    | RPI 51-100 | RPI 101-150 | RPI 150+      |      |      |       |           |
| 8- 22             | 0- 7     | 0- 1      | OVERALL        | 0- 3       | 1- 7        | 7- 4          |      |      |       |           |
| 5- 10             | 0- 3     | 0- 0      | HOME           | 0- 1       | 1- 3        | 4- 3          |      |      |       |           |
| 3- 9              | 0- 2     | 0- 1      | AWAY           | 0- 2       | 0- 3        | 3- 1          |      |      |       |           |
| 0- 3              | 0- 2     | 0- 0      | NEUTRAL        | 0- 0       | 0- 1        | 0- 0          |      |      |       |           |
| 4- 7              | 0- 3     | 0- 1      | NON-CONFERENCE | 0- 0       | 1- 2        | 3- 1          |      |      |       |           |
| 4- 2              | 0- 1     | 0- 0      | HOME           | 0- 0       | 1- 1        | 3- 0          |      |      |       |           |
| 0- 3              | 0- 0     | 0- 1      | AWAY           | 0- 0       | 0- 1        | 0- 1          |      |      |       |           |
| 0- 2              | 0- 2     | 0- 0      | NEUTRAL        | 0- 0       | 0- 0        | 0- 0          |      |      |       |           |
| 4- 15             | 0- 4     | 0- 0      | CONFERENCE     | 0- 3       | 0- 5        | 4- 3          |      |      |       |           |
| 1- 8              | 0- 2     | 0- 0      | HOME           | 0- 1       | 0- 2        | 1- 3          |      |      |       |           |
| 3- 6              | 0- 2     | 0- 0      | AWAY           | 0- 2       | 0- 2        | 3- 0          |      |      |       |           |
| 0- 1              | 0- 0     | 0- 0      | NEUTRAL        | 0- 0       | 0- 1        | 0- 0          |      |      |       |           |

| RPI S                     | Opponent      | Score  | RPI S | Opponent   | Score | RPI S | Opponent | Score | RPI S | Opponent           | Score | Team's RPI: 239 |
|---------------------------|---------------|--------|-------|------------|-------|-------|----------|-------|-------|--------------------|-------|-----------------|
| 2 N                       | Baylor        | 34 72  | 38 A  | Georgia    | 42 60 | 71 A  | Temple   | 51 74 | 106 H | UT Martin          | 57 63 |                 |
| 3 A                       | UConn         | 34 88  |       |            |       | 71 H  | Temple   | 49 74 | 111 A | Memphis            | 51 54 |                 |
| 3 H                       | UConn         | 45 107 |       |            |       | 73 A  | Tulane   | 51 70 | 111 H | Memphis            | 47 64 |                 |
| 6 H                       | Ohio St.      | 76 105 |       |            |       |       |          |       | 143 A | Detroit            | 68 77 |                 |
| 17 N                      | Michigan St.  | 63 103 |       |            |       |       |          |       | 149 A | East Carolina      | 60 63 |                 |
| 20 A                      | South Fla.    | 49 82  |       |            |       |       |          |       | 149 H | East Carolina      | 55 77 |                 |
| 20 H                      | South Fla.    | 51 78  |       |            |       |       |          |       | 149 N | East Carolina      | 61 70 |                 |
|                           |               |        |       |            |       |       |          |       | 150 H | Northern Ky.       | 71 68 |                 |
|                           |               |        |       |            |       |       |          |       | 170 A | Xavier             | 56 65 |                 |
|                           |               |        |       |            |       |       |          |       | 193 A | Tulsa              | 55 53 |                 |
|                           |               |        |       |            |       |       |          |       | 193 H | Tulsa              | 63 76 |                 |
|                           |               |        |       |            |       |       |          |       | 195 H | SMU                | 55 73 |                 |
|                           |               |        |       |            |       |       |          |       | 259 H | Bowling Green      | 54 51 |                 |
|                           |               |        |       |            |       |       |          |       | 263 H | Saint Francis (PA) | 93 86 |                 |
|                           |               |        |       |            |       |       |          |       | 277 A | UCF                | 68 50 |                 |
|                           |               |        |       |            |       |       |          |       | 277 H | UCF                | 60 80 |                 |
|                           |               |        |       |            |       |       |          |       | 285 A | Houston            | 67 61 |                 |
|                           |               |        |       |            |       |       |          |       | 285 H | Houston            | 56 50 |                 |
|                           |               |        |       |            |       |       |          |       | 340 H | Eastern Ill.       | 70 57 |                 |
| LAST 12 Division I GAMES: |               |        |       |            |       |       |          |       |       |                    |       |                 |
| 149 N                     | East Carolina | 61 70  | 20 H  | South Fla. | 51 78 |       |          |       |       |                    |       |                 |
| 73 A                      | Tulane        | 51 70  | 71 H  | Temple     | 49 74 |       |          |       |       |                    |       |                 |
| 193 H                     | Tulsa         | 63 76  | 111 A | Memphis    | 51 54 |       |          |       |       |                    |       |                 |
| 149 H                     | East Carolina | 55 77  | 20 A  | South Fla. | 49 82 |       |          |       |       |                    |       |                 |
| 285 A                     | Houston       | 67 61  | 285 H | Houston    | 56 50 |       |          |       |       |                    |       |                 |
| 3 A                       | UConn         | 34 88  | 195 H | SMU        | 55 73 |       |          |       |       |                    |       |                 |

Non-Div I Games:

Cincinnati

■ Loss, 
■ Non-Conf, 
■ S Site, 
■ Home 
■ A Away 
N Neutral

|                   |          |           |                |            |             |               |      |      |       |           |
|-------------------|----------|-----------|----------------|------------|-------------|---------------|------|------|-------|-----------|
| Average RPI Win:  | 254      | WON-LOST  | WINNING        | LAST 10    | STRENGTH OF | OPP. STRENGTH | TEAM | ADJ. | CONF. | ADJ CONF. |
| Average RPI Loss: | 103      | RECORD    | PCT. RANK      | GAMES      | SCHEDULE    | OF SCHEDULE   | RPI  | RPI  | RPI   | RPI       |
| DIV. I ONLY       | 4- 26    | 335       | 0- 10          | 40         | 86          | 258           | 258  | 4    | 4     |           |
| DIV. I NON-CONF.  | 4- 9     | 245       | 0- 0           | 115        | 334         | 244           | 244  | 5    | 5     |           |
| TOTALS            | RPI 1-25 | RPI 26-50 | W-L RECORDS    | RPI 51-100 | RPI 101-150 | RPI 150+      |      |      |       |           |
| 4- 26             | 0- 6     | 0- 3      | OVERALL        | 0- 4       | 1- 7        | 3- 6          |      |      |       |           |
| 3- 12             | 0- 2     | 0- 3      | HOME           | 0- 1       | 1- 3        | 2- 3          |      |      |       |           |
| 1- 11             | 0- 4     | 0- 0      | AWAY           | 0- 3       | 0- 2        | 1- 2          |      |      |       |           |
| 0- 3              | 0- 0     | 0- 0      | NEUTRAL        | 0- 0       | 0- 2        | 0- 1          |      |      |       |           |
| 4- 9              | 0- 1     | 0- 0      | NON-CONFERENCE | 0- 2       | 1- 1        | 3- 5          |      |      |       |           |
| 3- 4              | 0- 1     | 0- 0      | HOME           | 0- 0       | 1- 0        | 2- 3          |      |      |       |           |
| 1- 3              | 0- 0     | 0- 0      | AWAY           | 0- 2       | 0- 0        | 1- 1          |      |      |       |           |
| 0- 2              | 0- 0     | 0- 0      | NEUTRAL        | 0- 0       | 0- 1        | 0- 1          |      |      |       |           |
| 0- 17             | 0- 5     | 0- 3      | CONFERENCE     | 0- 2       | 0- 6        | 0- 1          |      |      |       |           |
| 0- 8              | 0- 1     | 0- 3      | HOME           | 0- 1       | 0- 3        | 0- 0          |      |      |       |           |
| 0- 8              | 0- 4     | 0- 0      | AWAY           | 0- 1       | 0- 2        | 0- 1          |      |      |       |           |
| 0- 1              | 0- 0     | 0- 0      | NEUTRAL        | 0- 0       | 0- 1        | 0- 0          |      |      |       |           |

| RPI                       | S | Opponent           | Score | RPI | S | Opponent           | Score | RPI | S | Opponent     | Score | RPI | S | Opponent           | Score | Team's RPI: 258 |
|---------------------------|---|--------------------|-------|-----|---|--------------------|-------|-----|---|--------------|-------|-----|---|--------------------|-------|-----------------|
| 1                         | A | Notre Dame         | 52 71 | 26  | H | Miami (FL)         | 49 83 | 63  | A | Maine        | 42 75 | 109 | A | Virginia           | 48 65 |                 |
| 4                         | H | South Carolina     | 41 67 | 47  | H | Duke               | 43 72 | 72  | A | Georgia Tech | 48 77 | 118 | H | Boston College     | 64 67 |                 |
| 13                        | A | Syracuse           | 62 83 | 50  | H | North Carolina St. | 57 71 | 72  | H | Georgia Tech | 63 76 | 120 | A | Virginia Tech      | 49 79 |                 |
| 15                        | A | Louisville         | 33 75 |     |   |                    |       | 84  | A | Oregon       | 56 69 | 125 | H | Pittsburgh         | 56 59 |                 |
| 16                        | A | Florida St.        | 56 75 |     |   |                    |       |     |   |              |       | 130 | N | Buffalo            | 51 61 |                 |
| 16                        | H | Florida St.        | 40 85 |     |   |                    |       |     |   |              |       | 132 | H | UNC Asheville      | 67 49 |                 |
|                           |   |                    |       |     |   |                    |       |     |   |              |       | 139 | H | Wake Forest        | 45 55 |                 |
|                           |   |                    |       |     |   |                    |       |     |   |              |       | 139 | N | Wake Forest        | 58 73 |                 |
|                           |   |                    |       |     |   |                    |       |     |   |              |       | 153 | A | North Carolina     | 56 72 |                 |
|                           |   |                    |       |     |   |                    |       |     |   |              |       | 180 | N | Butler             | 50 54 |                 |
|                           |   |                    |       |     |   |                    |       |     |   |              |       | 202 | H | William & Mary     | 41 58 |                 |
|                           |   |                    |       |     |   |                    |       |     |   |              |       | 215 | A | Furman             | 49 70 |                 |
|                           |   |                    |       |     |   |                    |       |     |   |              |       | 279 | A | Tennessee Tech     | 71 53 |                 |
|                           |   |                    |       |     |   |                    |       |     |   |              |       | 283 | H | Coastal Caro.      | 47 63 |                 |
|                           |   |                    |       |     |   |                    |       |     |   |              |       | 294 | H | Charleston So.     | 43 36 |                 |
|                           |   |                    |       |     |   |                    |       |     |   |              |       | 297 | H | Florida A&M        | 68 77 |                 |
|                           |   |                    |       |     |   |                    |       |     |   |              |       | 312 | H | South Carolina St. | 63 54 |                 |
| LAST 12 Division I GAMES: |   |                    |       |     |   |                    |       |     |   |              |       |     |   |                    |       |                 |
| 139                       | N | Wake Forest        | 58 73 | 139 | H | Wake Forest        | 45 55 |     |   |              |       |     |   |                    |       |                 |
| 50                        | H | North Carolina St. | 57 71 | 16  | A | Florida St.        | 56 75 |     |   |              |       |     |   |                    |       |                 |
| 1                         | A | Notre Dame         | 52 71 | 13  | A | Syracuse           | 62 83 |     |   |              |       |     |   |                    |       |                 |
| 109                       | A | Virginia           | 48 65 | 125 | H | Pittsburgh         | 56 59 |     |   |              |       |     |   |                    |       |                 |
| 118                       | H | Boston College     | 64 67 | 15  | A | Louisville         | 33 75 |     |   |              |       |     |   |                    |       |                 |
| 72                        | A | Georgia Tech       | 48 77 | 72  | H | Georgia Tech       | 63 76 |     |   |              |       |     |   |                    |       |                 |

Non-Div I Games:

Clemson

■ Loss, 
■ Non-Conf, 
■ S Site, 
■ H Home 
■ A Away 
N Neutral

|                   |          |           |                |            |             |               |      |      |       |           |
|-------------------|----------|-----------|----------------|------------|-------------|---------------|------|------|-------|-----------|
| Average RPI Win:  | 221      | WON-LOST  | WINNING        | LAST 10    | STRENGTH OF | OPP. STRENGTH | TEAM | ADJ. | CONF. | ADJ CONF. |
| Average RPI Loss: | 155      | RECORD    | PCT. RANK      | GAMES      | SCHEDULE    | OF SCHEDULE   | RPI  | RPI  | RPI   | RPI       |
| DIV. I ONLY       | 9- 19    | 271       | 5- 5           | 175        | 177         | 262           | 262  | 14   | 14    |           |
| DIV. I NON-CONF.  | 3- 7     | 248       | 0- 1           | 317        | 255         | 318           | 318  | 16   | 16    |           |
| TOTALS            | RPI 1-25 | RPI 26-50 | W-L RECORDS    | RPI 51-100 | RPI 101-150 | RPI 150+      |      |      |       |           |
| 9- 19             | 0- 2     | 0- 0      | OVERALL        | 0- 3       | 3- 8        | 6- 6          |      |      |       |           |
| 6- 7              | 0- 1     | 0- 0      | HOME           | 0- 1       | 1- 4        | 5- 1          |      |      |       |           |
| 3- 10             | 0- 1     | 0- 0      | AWAY           | 0- 1       | 2- 4        | 1- 4          |      |      |       |           |
| 0- 2              | 0- 0     | 0- 0      | NEUTRAL        | 0- 1       | 0- 0        | 0- 1          |      |      |       |           |
| 3- 7              | 0- 0     | 0- 0      | NON-CONFERENCE | 0- 3       | 0- 1        | 3- 3          |      |      |       |           |
| 2- 2              | 0- 0     | 0- 0      | HOME           | 0- 1       | 0- 0        | 2- 1          |      |      |       |           |
| 1- 3              | 0- 0     | 0- 0      | AWAY           | 0- 1       | 0- 1        | 1- 1          |      |      |       |           |
| 0- 2              | 0- 0     | 0- 0      | NEUTRAL        | 0- 1       | 0- 0        | 0- 1          |      |      |       |           |
| 6- 12             | 0- 2     | 0- 0      | CONFERENCE     | 0- 0       | 3- 7        | 3- 3          |      |      |       |           |
| 4- 5              | 0- 1     | 0- 0      | HOME           | 0- 0       | 1- 4        | 3- 0          |      |      |       |           |
| 2- 7              | 0- 1     | 0- 0      | AWAY           | 0- 0       | 2- 3        | 0- 3          |      |      |       |           |
| 0- 0              | 0- 0     | 0- 0      | NEUTRAL        | 0- 0       | 0- 0        | 0- 0          |      |      |       |           |

| RPI 1-25                  |   |                |       | RPI 26-50 |   |            |       | RPI 51-100 |   |              |       | RPI 101+ Team's RPI: 262 |   |                |       |
|---------------------------|---|----------------|-------|-----------|---|------------|-------|------------|---|--------------|-------|--------------------------|---|----------------|-------|
| RPI                       | S | Opponent       | Score | RPI       | S | Opponent   | Score | RPI        | S | Opponent     | Score | RPI                      | S | Opponent       | Score |
| 25                        | A | Green Bay      | 53 71 |           |   |            |       | 53         | N | Saint Louis  | 65 76 | 103                      | A | Wright St.     | 64 81 |
| 25                        | H | Green Bay      | 45 66 |           |   |            |       | 78         | A | Belmont      | 58 76 | 103                      | H | Wright St.     | 65 93 |
|                           |   |                |       |           |   |            |       | 90         | H | Bucknell     | 57 59 | 105                      | A | Toledo         | 53 66 |
|                           |   |                |       |           |   |            |       |            |   |              |       | 126                      | A | Youngstown St. | 53 43 |
|                           |   |                |       |           |   |            |       |            |   |              |       | 126                      | H | Youngstown St. | 75 68 |
|                           |   |                |       |           |   |            |       |            |   |              |       | 143                      | A | Detroit        | 68 82 |
|                           |   |                |       |           |   |            |       |            |   |              |       | 143                      | H | Detroit        | 60 66 |
|                           |   |                |       |           |   |            |       |            |   |              |       | 148                      | A | Milwaukee      | 58 59 |
|                           |   |                |       |           |   |            |       |            |   |              |       | 148                      | H | Milwaukee      | 46 62 |
|                           |   |                |       |           |   |            |       |            |   |              |       | 150                      | A | Northern Ky.   | 64 62 |
|                           |   |                |       |           |   |            |       |            |   |              |       | 150                      | H | Northern Ky.   | 51 83 |
|                           |   |                |       |           |   |            |       |            |   |              |       | 204                      | A | Oakland        | 69 79 |
|                           |   |                |       |           |   |            |       |            |   |              |       | 204                      | H | Oakland        | 88 75 |
|                           |   |                |       |           |   |            |       |            |   |              |       | 241                      | A | Valparaiso     | 59 66 |
|                           |   |                |       |           |   |            |       |            |   |              |       | 241                      | H | Valparaiso     | 72 65 |
|                           |   |                |       |           |   |            |       |            |   |              |       | 252                      | A | Ill.-Chicago   | 62 80 |
|                           |   |                |       |           |   |            |       |            |   |              |       | 252                      | H | Ill.-Chicago   | 72 69 |
|                           |   |                |       |           |   |            |       |            |   |              |       | 259                      | H | Bowling Green  | 69 48 |
|                           |   |                |       |           |   |            |       |            |   |              |       | 289                      | A | Niagara        | 72 73 |
|                           |   |                |       |           |   |            |       |            |   |              |       | 310                      | H | FIU            | 64 57 |
|                           |   |                |       |           |   |            |       |            |   |              |       | 311                      | N | UNCG           | 51 55 |
|                           |   |                |       |           |   |            |       |            |   |              |       | 318                      | A | Kent St.       | 60 49 |
|                           |   |                |       |           |   |            |       |            |   |              |       | 332                      | H | Evansville     | 63 72 |
| LAST 12 Division I GAMES: |   |                |       |           |   |            |       |            |   |              |       |                          |   |                |       |
| 311                       | N | UNCG           | 51 55 | 25        | A | Green Bay  | 53 71 | 148        | A | Milwaukee    | 58 59 | 204                      | H | Oakland        | 88 75 |
| 150                       | A | Northern Ky.   | 64 62 | 143       | H | Detroit    | 60 66 | 103        | H | Wright St.   | 65 93 | 150                      | H | Northern Ky.   | 51 83 |
| 103                       | A | Wright St.     | 64 81 | 103       | H | Wright St. | 65 93 | 150        | H | Northern Ky. | 51 83 |                          |   |                |       |
| 241                       | H | Valparaiso     | 72 65 |           |   |            |       |            |   |              |       |                          |   |                |       |
| 252                       | H | Ill.-Chicago   | 72 69 |           |   |            |       |            |   |              |       |                          |   |                |       |
| 126                       | A | Youngstown St. | 53 43 |           |   |            |       |            |   |              |       |                          |   |                |       |

Non-Div I Games:

Cleveland St.

■ Loss, 
 ■ Non-Conf, 
 ■ S Site, 
 ■ Home 
 ■ A Away 
 N Neutral



| Season Summary    |          |           |           | Through Games of March 7, 2010 |             |               |      |             |       |           |
|-------------------|----------|-----------|-----------|--------------------------------|-------------|---------------|------|-------------|-------|-----------|
| Average RPI Win:  | 252      | WON-LOST  | WINNING   | LAST 10                        | STRENGTH OF | OPP. STRENGTH | TEAM | ADJ.        | CONF. | ADJ CONF. |
| Average RPI Loss: | 209      | RECORD    | PCT. RANK | GAMES                          | SCHEDULE    | OF SCHEDULE   | RPI  | RPI         | RPI   | RPI       |
| DIV. I ONLY       | 9- 17    | 256       | 5- 5      | 279                            | 311         | 283           | 283  | 27          | 27    |           |
| DIV. I NON-CONF.  | 2- 4     | 234       | 0- 0      | 258                            | 261         | 261           | 261  | 29          | 29    |           |
| -----             |          |           |           |                                |             |               |      |             |       |           |
| TOTALS            | RPI 1-25 | RPI 26-50 |           | W-L RECORDS                    |             | RPI 51-100    |      | RPI 101-150 |       | RPI 150+  |
| 9- 17             | 0- 0     | 0- 0      |           | OVERALL                        |             | 0- 1          |      | 1- 4        |       | 8- 12     |
| 5- 6              | 0- 0     | 0- 0      |           | HOME                           |             | 0- 0          |      | 0- 2        |       | 5- 4      |
| 4- 8              | 0- 0     | 0- 0      |           | AWAY                           |             | 0- 0          |      | 1- 1        |       | 3- 7      |
| 0- 3              | 0- 0     | 0- 0      |           | NEUTRAL                        |             | 0- 1          |      | 0- 1        |       | 0- 1      |
|                   |          |           |           |                                |             |               |      |             |       |           |
| 2- 4              | 0- 0     | 0- 0      |           | NON-CONFERENCE                 |             | 0- 1          |      | 0- 1        |       | 2- 2      |
| 1- 0              | 0- 0     | 0- 0      |           | HOME                           |             | 0- 0          |      | 0- 0        |       | 1- 0      |
| 1- 1              | 0- 0     | 0- 0      |           | AWAY                           |             | 0- 0          |      | 0- 0        |       | 1- 1      |
| 0- 3              | 0- 0     | 0- 0      |           | NEUTRAL                        |             | 0- 1          |      | 0- 1        |       | 0- 1      |
|                   |          |           |           |                                |             |               |      |             |       |           |
| 7- 13             | 0- 0     | 0- 0      |           | CONFERENCE                     |             | 0- 0          |      | 1- 3        |       | 6- 10     |
| 4- 6              | 0- 0     | 0- 0      |           | HOME                           |             | 0- 0          |      | 0- 2        |       | 4- 4      |
| 3- 7              | 0- 0     | 0- 0      |           | AWAY                           |             | 0- 0          |      | 1- 1        |       | 2- 6      |
| 0- 0              | 0- 0     | 0- 0      |           | NEUTRAL                        |             | 0- 0          |      | 0- 0        |       | 0- 0      |

| RPI 1-25                  |   |                |       | RPI 26-50 |     |          |               | RPI 51-100 |    |          |       | RPI 101+ |     |                    |         | Team's RPI: 283 |    |
|---------------------------|---|----------------|-------|-----------|-----|----------|---------------|------------|----|----------|-------|----------|-----|--------------------|---------|-----------------|----|
| RPI                       | S | Opponent       | Score | RPI       | S   | Opponent | Score         | RPI        | S  | Opponent | Score | RPI      | S   | Opponent           | Score   |                 |    |
|                           |   |                |       |           |     |          |               | 65         | N  | Hofstra  | 40    | 82       | 127 | A                  | Liberty | 58              | 51 |
|                           |   |                |       |           |     |          |               |            |    |          |       | 127      | H   | Liberty            | 63      | 65              |    |
|                           |   |                |       |           |     |          |               |            |    |          |       | 132      | A   | UNC Asheville      | 69      | 77              |    |
|                           |   |                |       |           |     |          |               |            |    |          |       | 132      | H   | UNC Asheville      | 52      | 63              |    |
|                           |   |                |       |           |     |          |               |            |    |          |       | 139      | N   | Wake Forest        | 52      | 81              |    |
|                           |   |                |       |           |     |          |               |            |    |          |       | 174      | A   | Radford            | 45      | 61              |    |
|                           |   |                |       |           |     |          |               |            |    |          |       | 174      | H   | Radford            | 36      | 49              |    |
|                           |   |                |       |           |     |          |               |            |    |          |       | 196      | N   | Sacred Heart       | 62      | 71              |    |
|                           |   |                |       |           |     |          |               |            |    |          |       | 206      | A   | Gardner-Webb       | 59      | 56              |    |
|                           |   |                |       |           |     |          |               |            |    |          |       | 206      | H   | Gardner-Webb       | 51      | 61              |    |
|                           |   |                |       |           |     |          |               |            |    |          |       | 208      | A   | Presbyterian       | 42      | 66              |    |
|                           |   |                |       |           |     |          |               |            |    |          |       | 208      | H   | Presbyterian       | 60      | 47              |    |
|                           |   |                |       |           |     |          |               |            |    |          |       | 253      | A   | High Point         | 52      | 53              |    |
|                           |   |                |       |           |     |          |               |            |    |          |       | 253      | H   | High Point         | 79      | 53              |    |
|                           |   |                |       |           |     |          |               |            |    |          |       | 258      | A   | Clemson            | 63      | 47              |    |
|                           |   |                |       |           |     |          |               |            |    |          |       | 263      | A   | Saint Francis (PA) | 74      | 106             |    |
|                           |   |                |       |           |     |          |               |            |    |          |       | 267      | A   | Campbell           | 52      | 73              |    |
|                           |   |                |       |           |     |          |               |            |    |          |       | 267      | H   | Campbell           | 70      | 83              |    |
|                           |   |                |       |           |     |          |               |            |    |          |       | 294      | A   | Charleston So.     | 73      | 62              |    |
|                           |   |                |       |           |     |          |               |            |    |          |       | 294      | H   | Charleston So.     | 61      | 40              |    |
|                           |   |                |       |           |     |          |               |            |    |          |       | 305      | H   | Wofford            | 83      | 69              |    |
|                           |   |                |       |           |     |          |               |            |    |          |       | 309      | A   | Longwood           | 76      | 84              |    |
|                           |   |                |       |           |     |          |               |            |    |          |       | 309      | H   | Longwood           | 48      | 56              |    |
|                           |   |                |       |           |     |          |               |            |    |          |       | 326      | A   | Winthrop           | 43      | 52              |    |
|                           |   |                |       |           |     |          |               |            |    |          |       | 326      | H   | Winthrop           | 76      | 59              |    |
| LAST 12 Division I GAMES: |   |                |       |           |     |          |               |            |    |          |       |          |     |                    |         |                 |    |
| 326                       | H | Winthrop       | 76    | 59        | 326 | A        | Winthrop      | 43         | 52 |          |       |          |     |                    |         |                 |    |
| 309                       | A | Longwood       | 76    | 84        | 253 | H        | High Point    | 79         | 53 |          |       |          |     |                    |         |                 |    |
| 206                       | H | Gardner-Webb   | 51    | 61        | 132 | A        | UNC Asheville | 69         | 77 |          |       |          |     |                    |         |                 |    |
| 208                       | H | Presbyterian   | 60    | 47        | 174 | H        | Radford       | 36         | 49 |          |       |          |     |                    |         |                 |    |
| 127                       | A | Liberty        | 58    | 51        | 267 | A        | Campbell      | 52         | 73 |          |       |          |     |                    |         |                 |    |
| 294                       | H | Charleston So. | 61    | 40        | 208 | A        | Presbyterian  | 42         | 66 |          |       |          |     |                    |         |                 |    |

|                  |       |    |    |               |     |    |                     |     |    |
|------------------|-------|----|----|---------------|-----|----|---------------------|-----|----|
| Non-Div I Games: | Allen | 86 | 45 | Warren Wilson | 100 | 49 | Mid-Atlantic Christ | 105 | 15 |
|------------------|-------|----|----|---------------|-----|----|---------------------|-----|----|

Coastal Caro.

Loss, Non-Conf, S Site, H Home A Away N Neutral

| DIV. I ONLY       |          |          |           | THROUGH GAMES OF MARCH 7, 1910 |             |               |             |      |          |           |
|-------------------|----------|----------|-----------|--------------------------------|-------------|---------------|-------------|------|----------|-----------|
| Average RPI Win:  | 246      | WON-LOST | WINNING   | LAST 10                        | STRENGTH OF | OPP. STRENGTH | TEAM        | ADJ. | CONF.    | ADJ CONF. |
| Average RPI Loss: | 111      | RECORD   | PCT. RANK | GAMES                          | SCHEDULE    | OF SCHEDULE   | RPI         | RPI  | RPI      | RPI       |
| DIV. I ONLY       | 10- 19   | 258      | 2- 8      | 113                            | 157         | 226           | 226         | 13   | 13       |           |
| DIV. I NON-CONF.  | 5- 6     | 180      | 0- 0      | 110                            | 246         | 174           | 174         | 11   | 11       |           |
| -----             |          |          |           |                                |             |               |             |      |          |           |
| TOTALS            | RPI 1-25 |          | RPI 26-50 | W-L RECORDS                    |             | RPI 51-100    | RPI 101-150 |      | RPI 150+ |           |
| 10- 19            | 0- 1     |          | 0- 3      | OVERALL                        |             | 1- 6          | 0- 3        |      | 9- 6     |           |
| 7- 8              | 0- 1     |          | 0- 2      | HOME                           |             | 1- 2          | 0- 0        |      | 6- 3     |           |
| 3- 11             | 0- 0     |          | 0- 1      | AWAY                           |             | 0- 4          | 0- 3        |      | 3- 3     |           |
| 0- 0              | 0- 0     |          | 0- 0      | NEUTRAL                        |             | 0- 0          | 0- 0        |      | 0- 0     |           |
| 5- 6              | 0- 1     |          | 0- 1      | NON-CONFERENCE                 |             | 0- 1          | 0- 3        |      | 5- 0     |           |
| 4- 2              | 0- 1     |          | 0- 1      | HOME                           |             | 0- 0          | 0- 0        |      | 4- 0     |           |
| 1- 4              | 0- 0     |          | 0- 0      | AWAY                           |             | 0- 1          | 0- 3        |      | 1- 0     |           |
| 0- 0              | 0- 0     |          | 0- 0      | NEUTRAL                        |             | 0- 0          | 0- 0        |      | 0- 0     |           |
| 5- 13             | 0- 0     |          | 0- 2      | CONFERENCE                     |             | 1- 5          | 0- 0        |      | 4- 6     |           |
| 3- 6              | 0- 0     |          | 0- 1      | HOME                           |             | 1- 2          | 0- 0        |      | 2- 3     |           |
| 2- 7              | 0- 0     |          | 0- 1      | AWAY                           |             | 0- 3          | 0- 0        |      | 2- 3     |           |
| 0- 0              | 0- 0     |          | 0- 0      | NEUTRAL                        |             | 0- 0          | 0- 0        |      | 0- 0     |           |

| RPI 1-25                  |   |            |       | RPI 26-50 |   |                |       | RPI 51-100 |   |                |       | RPI 101+ |   |                 |       | Team's RPI: 226 |  |
|---------------------------|---|------------|-------|-----------|---|----------------|-------|------------|---|----------------|-------|----------|---|-----------------|-------|-----------------|--|
| RPI                       | S | Opponent   | Score | RPI       | S | Opponent       | Score | RPI        | S | Opponent       | Score | RPI      | S | Opponent        | Score |                 |  |
| 15                        | H | Louisville | 67 71 | 34        | A | James Madison  | 61 83 | 65         | A | Hofstra        | 54 66 | 114      | A | Mercer          | 58 66 |                 |  |
|                           |   |            |       | 34        | H | James Madison  | 46 76 | 65         | H | Hofstra        | 58 62 | 120      | A | Virginia Tech   | 47 81 |                 |  |
|                           |   |            |       | 35        | H | Western Ky.    | 44 78 | 77         | A | Charlotte      | 61 89 | 145      | A | Boise St.       | 38 61 |                 |  |
|                           |   |            |       |           |   |                |       | 79         | A | Drexel         | 54 66 | 158      | A | Northeastern    | 66 78 |                 |  |
|                           |   |            |       |           |   |                |       | 79         | H | Drexel         | 49 46 | 158      | H | Northeastern    | 49 52 |                 |  |
|                           |   |            |       |           |   |                |       | 89         | A | Elon           | 41 52 | 163      | A | Delaware        | 55 72 |                 |  |
|                           |   |            |       |           |   |                |       | 89         | H | Elon           | 38 54 | 163      | H | Delaware        | 47 63 |                 |  |
|                           |   |            |       |           |   |                |       |            |   |                |       | 184      | A | Weber St.       | 50 42 |                 |  |
|                           |   |            |       |           |   |                |       |            |   |                |       | 202      | A | William & Mary  | 55 51 |                 |  |
|                           |   |            |       |           |   |                |       |            |   |                |       | 202      | H | William & Mary  | 40 66 |                 |  |
|                           |   |            |       |           |   |                |       |            |   |                |       | 261      | H | Appalachian St. | 60 50 |                 |  |
|                           |   |            |       |           |   |                |       |            |   |                |       | 269      | A | UNCW            | 64 53 |                 |  |
|                           |   |            |       |           |   |                |       |            |   |                |       | 269      | H | UNCW            | 68 24 |                 |  |
|                           |   |            |       |           |   |                |       |            |   |                |       | 285      | H | Houston         | 55 48 |                 |  |
|                           |   |            |       |           |   |                |       |            |   |                |       | 294      | H | Charleston So.  | 81 66 |                 |  |
|                           |   |            |       |           |   |                |       |            |   |                |       | 295      | A | Towson          | 51 62 |                 |  |
|                           |   |            |       |           |   |                |       |            |   |                |       | 295      | H | Towson          | 67 55 |                 |  |
|                           |   |            |       |           |   |                |       |            |   |                |       | 326      | H | Winthrop        | 77 63 |                 |  |
| LAST 12 Division I GAMES: |   |            |       |           |   |                |       |            |   |                |       |          |   |                 |       |                 |  |
|                           |   |            |       | 34        | H | James Madison  | 46 76 | 295        | A | Towson         | 51 62 |          |   |                 |       |                 |  |
|                           |   |            |       | 269       | H | UNCW           | 68 24 | 163        | A | Delaware       | 55 72 |          |   |                 |       |                 |  |
|                           |   |            |       | 65        | A | Hofstra        | 54 66 | 79         | H | Drexel         | 49 46 |          |   |                 |       |                 |  |
|                           |   |            |       | 158       | A | Northeastern   | 66 78 | 158        | H | Northeastern   | 49 52 |          |   |                 |       |                 |  |
|                           |   |            |       | 202       | H | William & Mary | 40 66 | 295        | H | Towson         | 67 55 |          |   |                 |       |                 |  |
|                           |   |            |       | 89        | H | Elon           | 38 54 | 202        | A | William & Mary | 55 51 |          |   |                 |       |                 |  |

**Non-Div I Games:**

Col. of Charleston

Loss, Non-Conf, S Site, H Home A Away N Neutral

|                              |              |            |                |             |               |            |            |           |           |
|------------------------------|--------------|------------|----------------|-------------|---------------|------------|------------|-----------|-----------|
| Average RPI Win: <b>300</b>  | WON-LOST     | WINNING    | LAST 10        | STRENGTH OF | OPP. STRENGTH | TEAM       | ADJ.       | CONF.     | ADJ CONF. |
| Average RPI Loss: <b>176</b> | RECORD       | PCT. RANK  | GAMES          | SCHEDULE    | OF SCHEDULE   | RPI        | RPI        | RPI       | RPI       |
| DIV. I ONLY                  | <b>7- 23</b> | <b>302</b> | <b>3- 7</b>    | <b>183</b>  | <b>286</b>    | <b>292</b> | <b>292</b> | <b>25</b> | <b>25</b> |
| DIV. I NON-CONF.             | <b>2- 8</b>  | <b>290</b> | <b>0- 0</b>    | <b>122</b>  | <b>143</b>    | <b>254</b> | <b>254</b> | <b>27</b> | <b>27</b> |
| TOTALS                       | RPI 1-25     | RPI 26-50  | W-L RECORDS    | RPI 51-100  | RPI 101-150   | RPI 150+   |            |           |           |
| 7- 23                        | 0- 1         | 0- 2       | OVERALL        | 0- 5        | 0- 1          | 7- 14      |            |           |           |
| 4- 11                        | 0- 1         | 0- 1       | HOME           | 0- 2        | 0- 1          | 4- 6       |            |           |           |
| 3- 12                        | 0- 0         | 0- 1       | AWAY           | 0- 3        | 0- 0          | 3- 8       |            |           |           |
| 0- 0                         | 0- 0         | 0- 0       | NEUTRAL        | 0- 0        | 0- 0          | 0- 0       |            |           |           |
| 2- 8                         | 0- 1         | 0- 2       | NON-CONFERENCE | 0- 0        | 0- 1          | 2- 4       |            |           |           |
| 1- 4                         | 0- 1         | 0- 1       | HOME           | 0- 0        | 0- 1          | 1- 1       |            |           |           |
| 1- 4                         | 0- 0         | 0- 1       | AWAY           | 0- 0        | 0- 0          | 1- 3       |            |           |           |
| 0- 0                         | 0- 0         | 0- 0       | NEUTRAL        | 0- 0        | 0- 0          | 0- 0       |            |           |           |
| 5- 15                        | 0- 0         | 0- 0       | CONFERENCE     | 0- 5        | 0- 0          | 5- 10      |            |           |           |
| 3- 7                         | 0- 0         | 0- 0       | HOME           | 0- 2        | 0- 0          | 3- 5       |            |           |           |
| 2- 8                         | 0- 0         | 0- 0       | AWAY           | 0- 3        | 0- 0          | 2- 5       |            |           |           |
| 0- 0                         | 0- 0         | 0- 0       | NEUTRAL        | 0- 0        | 0- 0          | 0- 0       |            |           |           |

| RPI 1-25                  |   |          |              | RPI 26-50 |   |                 |              | RPI 51-100 |   |                 |              | RPI 101+ Team's RPI: 292 |   |                 |              |
|---------------------------|---|----------|--------------|-----------|---|-----------------|--------------|------------|---|-----------------|--------------|--------------------------|---|-----------------|--------------|
| RPI                       | S | Opponent | Score        | RPI       | S | Opponent        | Score        | RPI        | S | Opponent        | Score        | RPI                      | S | Opponent        | Score        |
| 3                         | H | UConn    | 50 <b>94</b> | 28        | A | DePaul          | 46 <b>96</b> | 68         | A | Army West Point | 55 <b>67</b> | 113                      | H | Gonzaga         | 50 <b>80</b> |
|                           |   |          |              | 37        | H | St. Bonaventure | 38 <b>62</b> | 68         | A | Army West Point | 62 <b>89</b> | 168                      | A | Cornell         | 60 <b>73</b> |
|                           |   |          |              |           |   |                 |              | 68         | H | Army West Point | 55 <b>78</b> | 216                      | A | Lehigh          | 74 <b>83</b> |
|                           |   |          |              |           |   |                 |              | 90         | A | Bucknell        | 60 <b>79</b> | 216                      | H | Lehigh          | 82 <b>72</b> |
|                           |   |          |              |           |   |                 |              | 90         | H | Bucknell        | 51 <b>71</b> | 219                      | A | Binghamton      | 56 <b>63</b> |
|                           |   |          |              |           |   |                 |              |            |   |                 |              | 222                      | A | Loyola Maryland | 38 <b>55</b> |
|                           |   |          |              |           |   |                 |              |            |   |                 |              | 222                      | H | Loyola Maryland | 49 <b>65</b> |
|                           |   |          |              |           |   |                 |              |            |   |                 |              | 228                      | H | Siena           | 52 <b>50</b> |
|                           |   |          |              |           |   |                 |              |            |   |                 |              | 232                      | A | Navy            | 41 <b>51</b> |
|                           |   |          |              |           |   |                 |              |            |   |                 |              | 232                      | H | Navy            | 58 <b>62</b> |
|                           |   |          |              |           |   |                 |              |            |   |                 |              | 245                      | H | Monmouth        | 80 <b>86</b> |
|                           |   |          |              |           |   |                 |              |            |   |                 |              | 255                      | A | Holy Cross      | 61 <b>70</b> |
|                           |   |          |              |           |   |                 |              |            |   |                 |              | 255                      | H | Holy Cross      | 71 <b>80</b> |
|                           |   |          |              |           |   |                 |              |            |   |                 |              | 273                      | A | American        | 56 <b>64</b> |
|                           |   |          |              |           |   |                 |              |            |   |                 |              | 273                      | H | American        | 37 <b>49</b> |
|                           |   |          |              |           |   |                 |              |            |   |                 |              | 318                      | A | Kent St.        | 71 <b>76</b> |
|                           |   |          |              |           |   |                 |              |            |   |                 |              | 324                      | A | LIU Brooklyn    | 63 <b>53</b> |
|                           |   |          |              |           |   |                 |              |            |   |                 |              | 329                      | A | Lafayette       | 72 <b>59</b> |
|                           |   |          |              |           |   |                 |              |            |   |                 |              | 329                      | H | Lafayette       | 70 <b>55</b> |
|                           |   |          |              |           |   |                 |              |            |   |                 |              | 329                      | H | Lafayette       | 80 <b>68</b> |
|                           |   |          |              |           |   |                 |              |            |   |                 |              | 343                      | A | Boston U.       | 72 <b>63</b> |
|                           |   |          |              |           |   |                 |              |            |   |                 |              | 343                      | H | Boston U.       | 58 <b>71</b> |
| LAST 12 Division I GAMES: |   |          |              |           |   |                 |              |            |   |                 |              |                          |   |                 |              |
|                           |   |          |              | 68        | A | Army West Point | 62 <b>89</b> | 343        | H | Boston U.       | 58 <b>71</b> |                          |   |                 |              |
|                           |   |          |              | 329       | H | Lafayette       | 80 <b>68</b> | 90         | A | Bucknell        | 60 <b>79</b> |                          |   |                 |              |
|                           |   |          |              | 216       | H | Lehigh          | 82 <b>72</b> | 68         | H | Army West Point | 55 <b>78</b> |                          |   |                 |              |
|                           |   |          |              | 329       | H | Lafayette       | 70 <b>55</b> | 232        | H | Navy            | 58 <b>62</b> |                          |   |                 |              |
|                           |   |          |              | 216       | A | Lehigh          | 74 <b>83</b> | 255        | A | Holy Cross      | 61 <b>70</b> |                          |   |                 |              |
|                           |   |          |              | 222       | A | Loyola Maryland | 38 <b>55</b> | 273        | A | American        | 56 <b>64</b> |                          |   |                 |              |

Non-Div I Games:

Colgate

■ Loss, 
 ■ Non-Conf, 
 ■ S Site, 
 ■ H Home 
 ■ A Away 
 N Neutral

Colorado

Through Games Of March 7, 2016

|                   |          |           |                |            |             |               |      |      |       |           |
|-------------------|----------|-----------|----------------|------------|-------------|---------------|------|------|-------|-----------|
| Average RPI Win:  | 185      | WON-LOST  | WINNING        | LAST 10    | STRENGTH OF | OPP. STRENGTH | TEAM | ADJ. | CONF. | ADJ CONF. |
| Average RPI Loss: | 61       | RECORD    | PCT. RANK      | GAMES      | SCHEDULE    | OF SCHEDULE   | RPI  | RPI  | RPI   | RPI       |
| DIV. I ONLY       | 7- 23    | 302       | 2- 8           | 17         | 27          | 201           | 201  | 1    | 1     |           |
| DIV. I NON-CONF.  | 5- 6     | 180       | 0- 0           | 62         | 193         | 162           | 162  | 1    | 1     |           |
| TOTALS            | RPI 1-25 | RPI 26-50 | W-L RECORDS    | RPI 51-100 | RPI 101-150 | RPI 150+      |      |      |       |           |
| 7- 23             | 0- 8     | 0- 5      | OVERALL        | 2- 7       | 0- 2        | 5- 1          |      |      |       |           |
| 7- 9              | 0- 4     | 0- 2      | HOME           | 2- 3       | 0- 0        | 5- 0          |      |      |       |           |
| 0- 13             | 0- 4     | 0- 2      | AWAY           | 0- 4       | 0- 2        | 0- 1          |      |      |       |           |
| 0- 1              | 0- 0     | 0- 1      | NEUTRAL        | 0- 0       | 0- 0        | 0- 0          |      |      |       |           |
| 5- 6              | 0- 2     | 0- 2      | NON-CONFERENCE | 0- 0       | 0- 1        | 5- 1          |      |      |       |           |
| 5- 2              | 0- 1     | 0- 1      | HOME           | 0- 0       | 0- 0        | 5- 0          |      |      |       |           |
| 0- 4              | 0- 1     | 0- 1      | AWAY           | 0- 0       | 0- 1        | 0- 1          |      |      |       |           |
| 0- 0              | 0- 0     | 0- 0      | NEUTRAL        | 0- 0       | 0- 0        | 0- 0          |      |      |       |           |
| 2- 17             | 0- 6     | 0- 3      | CONFERENCE     | 2- 7       | 0- 1        | 0- 0          |      |      |       |           |
| 2- 7              | 0- 3     | 0- 1      | HOME           | 2- 3       | 0- 0        | 0- 0          |      |      |       |           |
| 0- 9              | 0- 3     | 0- 1      | AWAY           | 0- 4       | 0- 1        | 0- 0          |      |      |       |           |
| 0- 1              | 0- 0     | 0- 1      | NEUTRAL        | 0- 0       | 0- 0        | 0- 0          |      |      |       |           |

| RPI 1-25                  |   |             |       | RPI 26-50 |   |                |       | RPI 51-100 |   |                     |       | RPI 101+ Team's RPI: 201 |   |                  |       |
|---------------------------|---|-------------|-------|-----------|---|----------------|-------|------------|---|---------------------|-------|--------------------------|---|------------------|-------|
| RPI                       | S | Opponent    | Score | RPI       | S | Opponent       | Score | RPI        | S | Opponent            | Score | RPI                      | S | Opponent         | Score |
| 5                         | A | Oregon St.  | 50 73 | 32        | A | Washington     | 47 68 | 55         | H | Southern California | 66 63 | 122                      | A | Arizona          | 52 63 |
| 5                         | H | Oregon St.  | 47 61 | 32        | H | Washington     | 74 76 | 84         | A | Oregon              | 70 77 | 129                      | A | Long Beach St.   | 42 59 |
| 9                         | H | UCLA        | 64 82 | 32        | N | Washington     | 51 67 | 84         | H | Oregon              | 46 59 | 181                      | H | Northern Colo.   | 63 41 |
| 10                        | A | Stanford    | 56 71 | 44        | A | Colorado St.   | 63 64 | 85         | A | California          | 35 64 | 208                      | H | Presbyterian     | 72 60 |
| 10                        | H | Stanford    | 49 80 | 45        | H | Missouri       | 75 79 | 85         | H | California          | 78 57 | 221                      | H | Massachusetts    | 90 63 |
| 11                        | A | Arizona St. | 37 64 |           |   |                |       | 87         | A | Utah                | 55 71 | 240                      | H | Loyola Marymount | 92 81 |
| 12                        | A | Kentucky    | 61 86 |           |   |                |       | 87         | H | Utah                | 68 76 | 256                      | A | Wyoming          | 68 77 |
| 23                        | H | Florida     | 61 83 |           |   |                |       | 96         | A | Washington St.      | 70 83 | 307                      | H | Northern Ariz.   | 90 66 |
|                           |   |             |       |           |   |                |       | 96         | H | Washington St.      | 66 74 |                          |   |                  |       |
| LAST 12 Division I GAMES: |   |             |       |           |   |                |       |            |   |                     |       |                          |   |                  |       |
|                           |   |             |       | 32        | N | Washington     | 51 67 | 5          | A | Oregon St.          | 50 73 |                          |   |                  |       |
|                           |   |             |       | 32        | A | Washington     | 47 68 | 87         | H | Utah                | 68 76 |                          |   |                  |       |
|                           |   |             |       | 96        | A | Washington St. | 70 83 | 87         | A | Utah                | 55 71 |                          |   |                  |       |
|                           |   |             |       | 85        | H | California     | 78 57 | 55         | H | Southern California | 66 63 |                          |   |                  |       |
|                           |   |             |       | 10        | H | Stanford       | 49 80 | 9          | H | UCLA                | 64 82 |                          |   |                  |       |
|                           |   |             |       | 84        | A | Oregon         | 70 77 | 5          | H | Oregon St.          | 47 61 |                          |   |                  |       |

Non-Div I Games:

Colorado

Loss, Non-Conf, S Site, H Home A Away N Neutral

|                   |          |           |                |            |             |               |      |      |       |           |
|-------------------|----------|-----------|----------------|------------|-------------|---------------|------|------|-------|-----------|
| Average RPI Win:  | 224      | WON-LOST  | WINNING        | LAST 10    | STRENGTH OF | OPP. STRENGTH | TEAM | ADJ. | CONF. | ADJ CONF. |
| Average RPI Loss: | 36       | RECORD    | PCT. RANK      | GAMES      | SCHEDULE    | OF SCHEDULE   | RPI  | RPI  | RPI   | RPI       |
| DIV. I ONLY       | 26- 1    | 5         | 10- 0          | 285        | 206         | 44            | 44   | 20   | 20    |           |
| DIV. I NON-CONF.  | 8- 1     | 23        | 0- 0           | 217        | 164         | 48            | 48   | 20   | 20    |           |
| TOTALS            | RPI 1-25 | RPI 26-50 | W-L RECORDS    | RPI 51-100 | RPI 101-150 | RPI 150+      |      |      |       |           |
| 26- 1             | 1- 0     | 0- 1      | OVERALL        | 0- 0       | 3- 0        | 22- 0         |      |      |       |           |
| 13- 0             | 1- 0     | 0- 0      | HOME           | 0- 0       | 2- 0        | 10- 0         |      |      |       |           |
| 12- 1             | 0- 0     | 0- 1      | AWAY           | 0- 0       | 1- 0        | 11- 0         |      |      |       |           |
| 1- 0              | 0- 0     | 0- 0      | NEUTRAL        | 0- 0       | 0- 0        | 1- 0          |      |      |       |           |
| 8- 1              | 1- 0     | 0- 1      | NON-CONFERENCE | 0- 0       | 0- 0        | 7- 0          |      |      |       |           |
| 4- 0              | 1- 0     | 0- 0      | HOME           | 0- 0       | 0- 0        | 3- 0          |      |      |       |           |
| 3- 1              | 0- 0     | 0- 1      | AWAY           | 0- 0       | 0- 0        | 3- 0          |      |      |       |           |
| 1- 0              | 0- 0     | 0- 0      | NEUTRAL        | 0- 0       | 0- 0        | 1- 0          |      |      |       |           |
| 18- 0             | 0- 0     | 0- 0      | CONFERENCE     | 0- 0       | 3- 0        | 15- 0         |      |      |       |           |
| 9- 0              | 0- 0     | 0- 0      | HOME           | 0- 0       | 2- 0        | 7- 0          |      |      |       |           |
| 9- 0              | 0- 0     | 0- 0      | AWAY           | 0- 0       | 1- 0        | 8- 0          |      |      |       |           |
| 0- 0              | 0- 0     | 0- 0      | NEUTRAL        | 0- 0       | 0- 0        | 0- 0          |      |      |       |           |

| RPI 1-25                  |   |          |       | RPI 26-50 |   |            |       | Team's RPI: 44 | RPI 51-100 |   |          |       | RPI 101+ |   |                |       |
|---------------------------|---|----------|-------|-----------|---|------------|-------|----------------|------------|---|----------|-------|----------|---|----------------|-------|
| RPI                       | S | Opponent | Score | RPI       | S | Opponent   | Score |                | RPI        | S | Opponent | Score | RPI      | S | Opponent       | Score |
| 14                        | H | BYU      | 61 55 | 36        | A | Penn       | 48 49 |                |            |   |          |       | 117      | H | Fresno St.     | 68 55 |
|                           |   |          |       |           |   |            |       |                |            |   |          |       | 145      | A | Boise St.      | 83 51 |
|                           |   |          |       |           |   |            |       |                |            |   |          |       | 145      | H | Boise St.      | 68 64 |
|                           |   |          |       |           |   |            |       |                |            |   |          |       | 162      | H | Montana        | 75 43 |
|                           |   |          |       |           |   |            |       |                |            |   |          |       | 172      | A | New Mexico     | 49 48 |
|                           |   |          |       |           |   |            |       |                |            |   |          |       | 181      | A | Northern Colo. | 62 46 |
|                           |   |          |       |           |   |            |       |                |            |   |          |       | 189      | A | San Jose St.   | 80 78 |
|                           |   |          |       |           |   |            |       |                |            |   |          |       | 189      | H | San Jose St.   | 76 54 |
|                           |   |          |       |           |   |            |       |                |            |   |          |       | 201      | H | Colorado       | 64 63 |
|                           |   |          |       |           |   |            |       |                |            |   |          |       | 207      | A | UNLV           | 64 56 |
|                           |   |          |       |           |   |            |       |                |            |   |          |       | 207      | H | UNLV           | 83 52 |
|                           |   |          |       |           |   |            |       |                |            |   |          |       | 223      | A | Utah St.       | 69 49 |
|                           |   |          |       |           |   |            |       |                |            |   |          |       | 223      | H | Utah St.       | 91 64 |
|                           |   |          |       |           |   |            |       |                |            |   |          |       | 232      | A | Navy           | 82 73 |
|                           |   |          |       |           |   |            |       |                |            |   |          |       | 242      | A | San Diego St.  | 60 57 |
|                           |   |          |       |           |   |            |       |                |            |   |          |       | 242      | H | San Diego St.  | 70 54 |
|                           |   |          |       |           |   |            |       |                |            |   |          |       | 254      | N | Morgan St.     | 54 36 |
|                           |   |          |       |           |   |            |       |                |            |   |          |       | 256      | A | Wyoming        | 62 57 |
|                           |   |          |       |           |   |            |       |                |            |   |          |       | 256      | H | Wyoming        | 63 42 |
|                           |   |          |       |           |   |            |       |                |            |   |          |       | 301      | A | Denver         | 74 46 |
|                           |   |          |       |           |   |            |       |                |            |   |          |       | 325      | A | Nevada         | 64 37 |
|                           |   |          |       |           |   |            |       |                |            |   |          |       | 325      | H | Nevada         | 74 56 |
|                           |   |          |       |           |   |            |       |                |            |   |          |       | 330      | H | Incarnate Word | 60 37 |
|                           |   |          |       |           |   |            |       |                |            |   |          |       | 341      | A | Air Force      | 81 48 |
|                           |   |          |       |           |   |            |       |                |            |   |          |       | 341      | H | Air Force      | 71 47 |
| LAST 12 Division I GAMES: |   |          |       |           |   |            |       |                |            |   |          |       |          |   |                |       |
|                           |   |          |       | 341       | A | Air Force  | 81 48 |                |            |   |          |       | 207      | H | UNLV           | 83 52 |
|                           |   |          |       | 117       | H | Fresno St. | 68 55 |                |            |   |          |       | 145      | A | Boise St.      | 83 51 |
|                           |   |          |       | 325       | H | Nevada     | 74 56 |                |            |   |          |       | 325      | A | Nevada         | 64 37 |
|                           |   |          |       | 172       | A | New Mexico | 49 48 |                |            |   |          |       | 242      | H | San Diego St.  | 70 54 |
|                           |   |          |       | 256       | A | Wyoming    | 62 57 |                |            |   |          |       | 256      | H | Wyoming        | 63 42 |
|                           |   |          |       | 223       | H | Utah St.   | 91 64 |                |            |   |          |       | 189      | A | San Jose St.   | 80 78 |

Non-Div I Games: Okla. Panhandle 90 45 Western St. 84 42

Colorado St.

Loss, Non-Conf, S Site, H Home A Away N Neutral

|                   |          |           |                |            |             |               |      |      |       |           |
|-------------------|----------|-----------|----------------|------------|-------------|---------------|------|------|-------|-----------|
| Average RPI Win:  | 269      | WON-LOST  | WINNING        | LAST 10    | STRENGTH OF | OPP. STRENGTH | TEAM | ADJ. | CONF. | ADJ CONF. |
| Average RPI Loss: | 126      | RECORD    | PCT. RANK      | GAMES      | SCHEDULE    | OF SCHEDULE   | RPI  | RPI  | RPI   | RPI       |
| DIV. I ONLY       | 11- 17   | 236       | 1- 9           | 207        | 187         | 247           | 247  | 10   | 10    |           |
| DIV. I NON-CONF.  | 10- 4    | 86        | 0- 0           | 316        | 320         | 166           | 166  | 12   | 12    |           |
| TOTALS            | RPI 1-25 | RPI 26-50 | W-L RECORDS    | RPI 51-100 | RPI 101-150 | RPI 150+      |      |      |       |           |
| 11- 17            | 0- 1     | 0- 4      | OVERALL        | 0- 2       | 0- 1        | 11- 9         |      |      |       |           |
| 7- 7              | 0- 0     | 0- 2      | HOME           | 0- 1       | 0- 0        | 7- 4          |      |      |       |           |
| 4- 9              | 0- 1     | 0- 2      | AWAY           | 0- 1       | 0- 0        | 4- 5          |      |      |       |           |
| 0- 1              | 0- 0     | 0- 0      | NEUTRAL        | 0- 0       | 0- 1        | 0- 0          |      |      |       |           |
| 10- 4             | 0- 1     | 0- 0      | NON-CONFERENCE | 0- 0       | 0- 1        | 10- 2         |      |      |       |           |
| 6- 1              | 0- 0     | 0- 0      | HOME           | 0- 0       | 0- 0        | 6- 1          |      |      |       |           |
| 4- 2              | 0- 1     | 0- 0      | AWAY           | 0- 0       | 0- 0        | 4- 1          |      |      |       |           |
| 0- 1              | 0- 0     | 0- 0      | NEUTRAL        | 0- 0       | 0- 1        | 0- 0          |      |      |       |           |
| 1- 13             | 0- 0     | 0- 4      | CONFERENCE     | 0- 2       | 0- 0        | 1- 7          |      |      |       |           |
| 1- 6              | 0- 0     | 0- 2      | HOME           | 0- 1       | 0- 0        | 1- 3          |      |      |       |           |
| 0- 7              | 0- 0     | 0- 2      | AWAY           | 0- 1       | 0- 0        | 0- 4          |      |      |       |           |
| 0- 0              | 0- 0     | 0- 0      | NEUTRAL        | 0- 0       | 0- 0        | 0- 0          |      |      |       |           |

| RPI 1-25                  |   |             |       | RPI 26-50 |   |           |       | RPI 51-100 |   |           |       | RPI 101+ |   |                     |       | Team's RPI: 247 |  |
|---------------------------|---|-------------|-------|-----------|---|-----------|-------|------------|---|-----------|-------|----------|---|---------------------|-------|-----------------|--|
| RPI                       | S | Opponent    | Score | RPI       | S | Opponent  | Score | RPI        | S | Opponent  | Score | RPI      | S | Opponent            | Score |                 |  |
| 11                        | A | Arizona St. | 49 70 | 33        | A | Princeton | 54 86 | 93         | A | Harvard   | 54 84 | 105      | N | Toledo              | 75 88 |                 |  |
|                           |   |             |       | 33        | H | Princeton | 48 77 | 93         | H | Harvard   | 66 69 | 156      | A | Yale                | 49 67 |                 |  |
|                           |   |             |       | 36        | A | Penn      | 51 71 |            |   |           |       | 156      | H | Yale                | 77 71 |                 |  |
|                           |   |             |       | 36        | H | Penn      | 42 60 |            |   |           |       | 157      | H | Stony Brook         | 71 79 |                 |  |
|                           |   |             |       |           |   |           |       |            |   |           |       | 168      | A | Cornell             | 73 84 |                 |  |
|                           |   |             |       |           |   |           |       |            |   |           |       | 168      | H | Cornell             | 59 66 |                 |  |
|                           |   |             |       |           |   |           |       |            |   |           |       | 182      | A | UMBC                | 70 68 |                 |  |
|                           |   |             |       |           |   |           |       |            |   |           |       | 205      | A | Brown               | 64 91 |                 |  |
|                           |   |             |       |           |   |           |       |            |   |           |       | 205      | H | Brown               | 63 73 |                 |  |
|                           |   |             |       |           |   |           |       |            |   |           |       | 213      | A | Rhode Island        | 56 57 |                 |  |
|                           |   |             |       |           |   |           |       |            |   |           |       | 214      | A | Dartmouth           | 53 63 |                 |  |
|                           |   |             |       |           |   |           |       |            |   |           |       | 214      | H | Dartmouth           | 73 76 |                 |  |
|                           |   |             |       |           |   |           |       |            |   |           |       | 219      | H | Binghamton          | 71 64 |                 |  |
|                           |   |             |       |           |   |           |       |            |   |           |       | 222      | H | Loyola Maryland     | 63 53 |                 |  |
|                           |   |             |       |           |   |           |       |            |   |           |       | 263      | H | Saint Francis (PA)  | 82 78 |                 |  |
|                           |   |             |       |           |   |           |       |            |   |           |       | 276      | H | Vermont             | 73 56 |                 |  |
|                           |   |             |       |           |   |           |       |            |   |           |       | 314      | A | Fairleigh Dickinson | 87 83 |                 |  |
|                           |   |             |       |           |   |           |       |            |   |           |       | 320      | A | UMass Lowell        | 67 57 |                 |  |
|                           |   |             |       |           |   |           |       |            |   |           |       | 324      | A | LIU Brooklyn        | 84 74 |                 |  |
|                           |   |             |       |           |   |           |       |            |   |           |       | 342      | H | NJIT                | 72 52 |                 |  |
|                           |   |             |       |           |   |           |       |            |   |           |       | 345      | H | Wagner              | 67 48 |                 |  |
| LAST 12 Division I GAMES: |   |             |       |           |   |           |       |            |   |           |       |          |   |                     |       |                 |  |
|                           |   |             |       | 156       | A | Yale      | 49 67 | 33         | A | Princeton | 54 86 |          |   |                     |       |                 |  |
|                           |   |             |       | 205       | A | Brown     | 64 91 | 36         | A | Penn      | 51 71 |          |   |                     |       |                 |  |
|                           |   |             |       | 36        | H | Penn      | 42 60 | 205        | H | Brown     | 63 73 |          |   |                     |       |                 |  |
|                           |   |             |       | 33        | H | Princeton | 48 77 | 156        | H | Yale      | 77 71 |          |   |                     |       |                 |  |
|                           |   |             |       | 214       | A | Dartmouth | 53 63 | 93         | H | Harvard   | 66 69 |          |   |                     |       |                 |  |
|                           |   |             |       | 93        | A | Harvard   | 54 84 | 214        | H | Dartmouth | 73 76 |          |   |                     |       |                 |  |

Non-Div I Games: Central Penn 102 18

Columbia

| Average RPI Win:  | 304      | WON-LOST  | WINNING        | LAST 10    | STRENGTH OF | OPP. STRENGTH | TEAM | ADJ. | CONF. | ADJ CONF. |
|-------------------|----------|-----------|----------------|------------|-------------|---------------|------|------|-------|-----------|
| Average RPI Loss: | 166      | RECORD    | PCT. RANK      | GAMES      | SCHEDULE    | OF SCHEDULE   | RPI  | RPI  | RPI   | RPI       |
| DIV. I ONLY       | 14- 14   | 166       | 6- 4           | 329        | 309         | 246           | 246  | 32   | 32    |           |
| DIV. I NON-CONF.  | 3- 8     | 258       | 0- 0           | 112        | 68          | 199           | 199  | 30   | 30    |           |
| TOTALS            | RPI 1-25 | RPI 26-50 | W-L RECORDS    | RPI 51-100 | RPI 101-150 | RPI 150+      |      |      |       |           |
| 14- 14            | 0- 2     | 0- 1      | OVERALL        | 0- 2       | 0- 2        | 14- 7         |      |      |       |           |
| 8- 2              | 0- 0     | 0- 0      | HOME           | 0- 0       | 0- 0        | 8- 2          |      |      |       |           |
| 4- 11             | 0- 2     | 0- 1      | AWAY           | 0- 1       | 0- 2        | 4- 5          |      |      |       |           |
| 2- 1              | 0- 0     | 0- 0      | NEUTRAL        | 0- 1       | 0- 0        | 2- 0          |      |      |       |           |
| 3- 8              | 0- 2     | 0- 1      | NON-CONFERENCE | 0- 2       | 0- 2        | 3- 1          |      |      |       |           |
| 1- 1              | 0- 0     | 0- 0      | HOME           | 0- 0       | 0- 0        | 1- 1          |      |      |       |           |
| 1- 6              | 0- 2     | 0- 1      | AWAY           | 0- 1       | 0- 2        | 1- 0          |      |      |       |           |
| 1- 1              | 0- 0     | 0- 0      | NEUTRAL        | 0- 1       | 0- 0        | 1- 0          |      |      |       |           |
| 11- 6             | 0- 0     | 0- 0      | CONFERENCE     | 0- 0       | 0- 0        | 11- 6         |      |      |       |           |
| 7- 1              | 0- 0     | 0- 0      | HOME           | 0- 0       | 0- 0        | 7- 1          |      |      |       |           |
| 3- 5              | 0- 0     | 0- 0      | AWAY           | 0- 0       | 0- 0        | 3- 5          |      |      |       |           |
| 1- 0              | 0- 0     | 0- 0      | NEUTRAL        | 0- 0       | 0- 0        | 1- 0          |      |      |       |           |

| RPI 1-25                  |   |               |       | RPI 26-50 |   |                    |       | RPI 51-100 |   |          |       | RPI 101+ Team's RPI: 246 |   |                    |       |
|---------------------------|---|---------------|-------|-----------|---|--------------------|-------|------------|---|----------|-------|--------------------------|---|--------------------|-------|
| RPI                       | S | Opponent      | Score | RPI       | S | Opponent           | Score | RPI        | S | Opponent | Score | RPI                      | S | Opponent           | Score |
| 13                        | A | Syracuse      | 56 88 | 26        | A | Miami (FL)         | 59 78 | 57         | N | Auburn   | 54 69 | 109                      | A | Virginia           | 40 75 |
| 22                        | A | West Virginia | 64 96 |           |   |                    |       | 70         | A | VCU      | 42 73 | 120                      | A | Virginia Tech      | 39 72 |
|                           |   |               |       |           |   |                    |       |            |   |          |       | 182                      | H | UMBC               | 61 68 |
|                           |   |               |       |           |   |                    |       |            |   |          |       | 203                      | H | Hampton            | 68 64 |
|                           |   |               |       |           |   |                    |       |            |   |          |       | 218                      | H | N.C. A&T           | 65 59 |
|                           |   |               |       |           |   |                    |       |            |   |          |       | 244                      | A | Bethune-Cookman    | 56 69 |
|                           |   |               |       |           |   |                    |       |            |   |          |       | 254                      | A | Morgan St.         | 51 72 |
|                           |   |               |       |           |   |                    |       |            |   |          |       | 254                      | H | Morgan St.         | 82 38 |
|                           |   |               |       |           |   |                    |       |            |   |          |       | 281                      | H | UMES               | 61 54 |
|                           |   |               |       |           |   |                    |       |            |   |          |       | 293                      | A | Savannah St.       | 55 57 |
|                           |   |               |       |           |   |                    |       |            |   |          |       | 295                      | A | Towson             | 81 69 |
|                           |   |               |       |           |   |                    |       |            |   |          |       | 297                      | A | Florida A&M        | 73 79 |
|                           |   |               |       |           |   |                    |       |            |   |          |       | 312                      | A | South Carolina St. | 63 67 |
|                           |   |               |       |           |   |                    |       |            |   |          |       | 317                      | H | Mt. St. Mary's     | 66 55 |
|                           |   |               |       |           |   |                    |       |            |   |          |       | 322                      | A | Delaware St.       | 54 49 |
|                           |   |               |       |           |   |                    |       |            |   |          |       | 322                      | H | Delaware St.       | 84 79 |
|                           |   |               |       |           |   |                    |       |            |   |          |       | 328                      | A | Howard             | 83 67 |
|                           |   |               |       |           |   |                    |       |            |   |          |       | 328                      | H | Howard             | 69 71 |
|                           |   |               |       |           |   |                    |       |            |   |          |       | 329                      | N | Lafayette          | 64 57 |
|                           |   |               |       |           |   |                    |       |            |   |          |       | 347                      | A | Norfolk St.        | 56 47 |
|                           |   |               |       |           |   |                    |       |            |   |          |       | 347                      | H | Norfolk St.        | 69 44 |
|                           |   |               |       |           |   |                    |       |            |   |          |       | 347                      | N | Norfolk St.        | 78 54 |
|                           |   |               |       |           |   |                    |       |            |   |          |       | 348                      | H | N.C. Central       | 63 46 |
| LAST 12 Division I GAMES: |   |               |       |           |   |                    |       |            |   |          |       |                          |   |                    |       |
| 347                       | N | Norfolk St.   | 78 54 | 328       | H | Howard             | 69 71 |            |   |          |       |                          |   |                    |       |
| 322                       | A | Delaware St.  | 54 49 | 293       | A | Savannah St.       | 55 57 |            |   |          |       |                          |   |                    |       |
| 254                       | H | Morgan St.    | 82 38 | 312       | A | South Carolina St. | 63 67 |            |   |          |       |                          |   |                    |       |
| 347                       | A | Norfolk St.   | 56 47 | 254       | A | Morgan St.         | 51 72 |            |   |          |       |                          |   |                    |       |
| 203                       | H | Hampton       | 68 64 | 281       | H | UMES               | 61 54 |            |   |          |       |                          |   |                    |       |
| 322                       | H | Delaware St.  | 84 79 | 348       | H | N.C. Central       | 63 46 |            |   |          |       |                          |   |                    |       |

Non-Div I Games: Bowie St.

63 64

Coppin St.

Loss, Non-Conf, S Site, H Home A Away N Neutral

|                              |               |            |                |             |               |            |            |           |           |
|------------------------------|---------------|------------|----------------|-------------|---------------|------------|------------|-----------|-----------|
| Average RPI Win: <b>233</b>  | WON-LOST      | WINNING    | LAST 10        | STRENGTH OF | OPP. STRENGTH | TEAM       | ADJ.       | CONF.     | ADJ CONF. |
| Average RPI Loss: <b>131</b> | RECORD        | PCT. RANK  | GAMES          | SCHEDULE    | OF SCHEDULE   | RPI        | RPI        | RPI       | RPI       |
| DIV. I ONLY                  | <b>14- 14</b> | <b>166</b> | <b>3- 7</b>    | <b>171</b>  | <b>181</b>    | <b>168</b> | <b>168</b> | <b>10</b> | <b>10</b> |
| DIV. I NON-CONF.             | <b>8- 6</b>   | <b>136</b> | <b>0- 0</b>    | <b>293</b>  | <b>302</b>    | <b>203</b> | <b>203</b> | <b>12</b> | <b>12</b> |
| TOTALS                       | RPI 1-25      | RPI 26-50  | W-L RECORDS    | RPI 51-100  | RPI 101-150   | RPI 150+   |            |           |           |
| 14- 14                       | 0- 1          | 1- 3       | OVERALL        | 0- 2        | 0- 2          | 13- 6      |            |           |           |
| 11- 3                        | 0- 0          | 1- 1       | HOME           | 0- 1        | 0- 0          | 10- 1      |            |           |           |
| 3- 11                        | 0- 1          | 0- 2       | AWAY           | 0- 1        | 0- 2          | 3- 5       |            |           |           |
| 0- 0                         | 0- 0          | 0- 0       | NEUTRAL        | 0- 0        | 0- 0          | 0- 0       |            |           |           |
| 8- 6                         | 0- 1          | 0- 0       | NON-CONFERENCE | 0- 0        | 0- 2          | 8- 3       |            |           |           |
| 6- 1                         | 0- 0          | 0- 0       | HOME           | 0- 0        | 0- 0          | 6- 1       |            |           |           |
| 2- 5                         | 0- 1          | 0- 0       | AWAY           | 0- 0        | 0- 2          | 2- 2       |            |           |           |
| 0- 0                         | 0- 0          | 0- 0       | NEUTRAL        | 0- 0        | 0- 0          | 0- 0       |            |           |           |
| 6- 8                         | 0- 0          | 1- 3       | CONFERENCE     | 0- 2        | 0- 0          | 5- 3       |            |           |           |
| 5- 2                         | 0- 0          | 1- 1       | HOME           | 0- 1        | 0- 0          | 4- 0       |            |           |           |
| 1- 6                         | 0- 0          | 0- 2       | AWAY           | 0- 1        | 0- 0          | 1- 3       |            |           |           |
| 0- 0                         | 0- 0          | 0- 0       | NEUTRAL        | 0- 0        | 0- 0          | 0- 0       |            |           |           |

| RPI 1-25                  |   |           |              | RPI 26-50 |   |           |              | RPI 51-100 |   |          |              | RPI 101+ Team's RPI: 168 |   |                    |              |
|---------------------------|---|-----------|--------------|-----------|---|-----------|--------------|------------|---|----------|--------------|--------------------------|---|--------------------|--------------|
| RPI                       | S | Opponent  | Score        | RPI       | S | Opponent  | Score        | RPI        | S | Opponent | Score        | RPI                      | S | Opponent           | Score        |
| 10                        | A | Stanford  | 38 <b>93</b> | 33        | A | Princeton | 51 <b>71</b> | 93         | A | Harvard  | 63 <b>68</b> | 130                      | A | Buffalo            | 41 <b>59</b> |
|                           |   |           |              | 33        | H | Princeton | 57 <b>94</b> | 93         | H | Harvard  | 56 <b>65</b> | 134                      | A | Marshall           | 47 <b>73</b> |
|                           |   |           |              | 36        | A | Penn      | 50 <b>65</b> |            |   |          |              | 156                      | A | Yale               | 38 <b>56</b> |
|                           |   |           |              | 36        | H | Penn      | 51 46        |            |   |          |              | 156                      | H | Yale               | 74 63        |
|                           |   |           |              |           |   |           |              |            |   |          |              | 157                      | H | Stony Brook        | 49 <b>58</b> |
|                           |   |           |              |           |   |           |              |            |   |          |              | 200                      | H | Fairfield          | 59 35        |
|                           |   |           |              |           |   |           |              |            |   |          |              | 205                      | A | Brown              | 69 <b>91</b> |
|                           |   |           |              |           |   |           |              |            |   |          |              | 205                      | H | Brown              | 85 70        |
|                           |   |           |              |           |   |           |              |            |   |          |              | 214                      | A | Dartmouth          | 52 <b>60</b> |
|                           |   |           |              |           |   |           |              |            |   |          |              | 214                      | H | Dartmouth          | 71 58        |
|                           |   |           |              |           |   |           |              |            |   |          |              | 217                      | A | Hartford           | 50 <b>53</b> |
|                           |   |           |              |           |   |           |              |            |   |          |              | 219                      | H | Binghamton         | 64 57        |
|                           |   |           |              |           |   |           |              |            |   |          |              | 225                      | A | Bryant             | 70 62        |
|                           |   |           |              |           |   |           |              |            |   |          |              | 247                      | A | Columbia           | 66 59        |
|                           |   |           |              |           |   |           |              |            |   |          |              | 247                      | H | Columbia           | 84 73        |
|                           |   |           |              |           |   |           |              |            |   |          |              | 263                      | H | Saint Francis (PA) | 75 69        |
|                           |   |           |              |           |   |           |              |            |   |          |              | 292                      | H | Colgate            | 73 60        |
|                           |   |           |              |           |   |           |              |            |   |          |              | 295                      | H | Towson             | 88 60        |
|                           |   |           |              |           |   |           |              |            |   |          |              | 322                      | H | Delaware St.       | 71 62        |
|                           |   |           |              |           |   |           |              |            |   |          |              | 328                      | A | Howard             | 74 <b>76</b> |
|                           |   |           |              |           |   |           |              |            |   |          |              | 339                      | A | Cal St. Fullerton  | 59 47        |
| LAST 12 Division I GAMES: |   |           |              |           |   |           |              |            |   |          |              |                          |   |                    |              |
| 205                       | A | Brown     | 69 <b>91</b> | 36        | A | Penn      | 50 <b>65</b> |            |   |          |              |                          |   |                    |              |
| 156                       | A | Yale      | 38 <b>56</b> | 33        | A | Princeton | 51 <b>71</b> |            |   |          |              |                          |   |                    |              |
| 33                        | H | Princeton | 57 <b>94</b> | 156       | H | Yale      | 74 63        |            |   |          |              |                          |   |                    |              |
| 36                        | H | Penn      | 51 46        | 205       | H | Brown     | 85 70        |            |   |          |              |                          |   |                    |              |
| 93                        | A | Harvard   | 63 <b>68</b> | 214       | H | Dartmouth | 71 58        |            |   |          |              |                          |   |                    |              |
| 214                       | A | Dartmouth | 52 <b>60</b> | 93        | H | Harvard   | 56 <b>65</b> |            |   |          |              |                          |   |                    |              |

Non-Div I Games:

Cornell

■ Loss, 
 ■ Non-Conf, S Site, 
 ■ Home 
 ■ Away 
 N Neutral



## Creighton

Through Games Of March 7, 2016

|                             |          |           |                |             |               |          |      |       |           |
|-----------------------------|----------|-----------|----------------|-------------|---------------|----------|------|-------|-----------|
| Average RPI Win: <b>148</b> | WON-LOST | WINNING   | LAST 10        | STRENGTH OF | OPP. STRENGTH | TEAM     | ADJ. | CONF. | ADJ CONF. |
| Average RPI Loss: <b>98</b> | RECORD   | PCT. RANK | GAMES          | SCHEDULE    | OF SCHEDULE   | RPI      | RPI  | RPI   | RPI       |
| DIV. I ONLY                 | 17- 16   | 165       | 6- 4           | 82          | 73            | 110      | 110  | 6     | 6         |
| DIV. I NON-CONF.            | 6- 6     | 160       | 0- 0           | 119         | 107           | 136      | 136  | 6     | 6         |
| TOTALS                      | RPI 1-25 | RPI 26-50 | W-L RECORDS    | RPI 51-100  | RPI 101-150   | RPI 150+ |      |       |           |
| 17- 16                      | 0- 0     | 2- 5      | OVERALL        | 5- 6        | 1- 2          | 9- 3     |      |       |           |
| 8- 5                        | 0- 0     | 0- 3      | HOME           | 3- 1        | 0- 1          | 5- 0     |      |       |           |
| 4- 10                       | 0- 0     | 1- 2      | AWAY           | 1- 4        | 0- 1          | 2- 3     |      |       |           |
| 5- 1                        | 0- 0     | 1- 0      | NEUTRAL        | 1- 1        | 1- 0          | 2- 0     |      |       |           |
| 6- 6                        | 0- 0     | 0- 0      | NON-CONFERENCE | 1- 5        | 1- 0          | 4- 1     |      |       |           |
| 3- 1                        | 0- 0     | 0- 0      | HOME           | 1- 1        | 0- 0          | 2- 0     |      |       |           |
| 1- 4                        | 0- 0     | 0- 0      | AWAY           | 0- 3        | 0- 0          | 1- 1     |      |       |           |
| 2- 1                        | 0- 0     | 0- 0      | NEUTRAL        | 0- 1        | 1- 0          | 1- 0     |      |       |           |
| 11- 10                      | 0- 0     | 2- 5      | CONFERENCE     | 4- 1        | 0- 2          | 5- 2     |      |       |           |
| 5- 4                        | 0- 0     | 0- 3      | HOME           | 2- 0        | 0- 1          | 3- 0     |      |       |           |
| 3- 6                        | 0- 0     | 1- 2      | AWAY           | 1- 1        | 0- 1          | 1- 2     |      |       |           |
| 3- 0                        | 0- 0     | 1- 0      | NEUTRAL        | 1- 0        | 0- 0          | 1- 0     |      |       |           |

| RPI 1-25                  |   |          |       | RPI 26-50 |   |                 |       | RPI 51-100 |   |                  |       | RPI 101+ |   |               |       | Team's RPI: 110 |  |
|---------------------------|---|----------|-------|-----------|---|-----------------|-------|------------|---|------------------|-------|----------|---|---------------|-------|-----------------|--|
| RPI                       | S | Opponent | Score | RPI       | S | Opponent        | Score | RPI        | S | Opponent         | Score | RPI      | S | Opponent      | Score |                 |  |
|                           |   |          |       | 28        | A | DePaul          | 63 81 | 54         | A | Villanova        | 65 62 | 102      | A | Georgetown    | 57 69 |                 |  |
|                           |   |          |       | 28        | H | DePaul          | 52 78 | 54         | H | Villanova        | 53 48 | 102      | H | Georgetown    | 44 57 |                 |  |
|                           |   |          |       | 40        | A | Seton Hall      | 71 77 | 54         | N | Villanova        | 57 48 | 149      | N | East Carolina | 91 66 |                 |  |
|                           |   |          |       | 40        | H | Seton Hall      | 82 86 | 60         | H | South Dakota St. | 51 53 | 159      | H | Marist        | 89 46 |                 |  |
|                           |   |          |       | 40        | N | Seton Hall      | 77 56 | 87         | A | Utah             | 58 74 | 170      | A | Xavier        | 55 57 |                 |  |
|                           |   |          |       | 43        | A | St. John's (NY) | 64 57 | 94         | A | Nebraska         | 63 65 | 170      | H | Xavier        | 74 47 |                 |  |
|                           |   |          |       | 43        | H | St. John's (NY) | 55 66 | 95         | H | UNI              | 69 61 | 178      | N | Eastern Wash. | 66 60 |                 |  |
|                           |   |          |       |           |   |                 |       | 97         | A | Drake            | 72 81 | 180      | A | Butler        | 52 42 |                 |  |
|                           |   |          |       |           |   |                 |       | 99         | A | Marquette        | 72 79 | 180      | H | Butler        | 77 49 |                 |  |
|                           |   |          |       |           |   |                 |       | 99         | H | Marquette        | 83 81 | 220      | A | Kansas        | 54 67 |                 |  |
|                           |   |          |       |           |   |                 |       | 100        | N | Northwestern     | 52 75 | 235      | A | Omaha         | 69 46 |                 |  |
|                           |   |          |       |           |   |                 |       |            |   |                  |       | 265      | A | Providence    | 59 61 |                 |  |
|                           |   |          |       |           |   |                 |       |            |   |                  |       | 265      | H | Providence    | 72 48 |                 |  |
|                           |   |          |       |           |   |                 |       |            |   |                  |       | 265      | N | Providence    | 70 53 |                 |  |
|                           |   |          |       |           |   |                 |       |            |   |                  |       | 290      | H | Wichita St.   | 79 54 |                 |  |
| LAST 12 Division I GAMES: |   |          |       |           |   |                 |       |            |   |                  |       |          |   |               |       |                 |  |
|                           |   |          |       | 40        | N | Seton Hall      | 77 56 | 99         | H | Marquette        | 83 81 |          |   |               |       |                 |  |
|                           |   |          |       | 54        | N | Villanova       | 57 48 | 265        | A | Providence       | 59 61 |          |   |               |       |                 |  |
|                           |   |          |       | 265       | N | Providence      | 70 53 | 170        | A | Xavier           | 55 57 |          |   |               |       |                 |  |
|                           |   |          |       | 43        | A | St. John's (NY) | 64 57 | 180        | A | Butler           | 52 42 |          |   |               |       |                 |  |
|                           |   |          |       | 40        | A | Seton Hall      | 71 77 | 102        | H | Georgetown       | 44 57 |          |   |               |       |                 |  |
|                           |   |          |       | 28        | H | DePaul          | 52 78 | 54         | H | Villanova        | 53 48 |          |   |               |       |                 |  |

Non-Div I Games:

Creighton

■ Loss, 
 ■ Non-Conf, 
 S Site, 
 ■ Home 
 ■ Away 
 N Neutral

|                              |               |            |                |             |               |            |            |           |           |
|------------------------------|---------------|------------|----------------|-------------|---------------|------------|------------|-----------|-----------|
| Average RPI Win: <b>231</b>  | WON-LOST      | WINNING    | LAST 10        | STRENGTH OF | OPP. STRENGTH | TEAM       | ADJ.       | CONF.     | ADJ CONF. |
| Average RPI Loss: <b>138</b> | RECORD        | PCT. RANK  | GAMES          | SCHEDULE    | OF SCHEDULE   | RPI        | RPI        | RPI       | RPI       |
| DIV. I ONLY                  | <b>12- 18</b> | <b>231</b> | <b>5- 5</b>    | <b>169</b>  | <b>172</b>    | <b>214</b> | <b>214</b> | <b>10</b> | <b>10</b> |
| DIV. I NON-CONF.             | <b>5- 11</b>  | <b>244</b> | <b>0- 0</b>    | <b>299</b>  | <b>277</b>    | <b>291</b> | <b>291</b> | <b>12</b> | <b>12</b> |
| TOTALS                       | RPI 1-25      | RPI 26-50  | W-L RECORDS    | RPI 51-100  | RPI 101-150   | RPI 150+   |            |           |           |
| 12- 18                       | 0- 1          | 0- 4       | OVERALL        | 1- 3        | 0- 1          | 11- 9      |            |           |           |
| 5- 9                         | 0- 0          | 0- 2       | HOME           | 0- 2        | 0- 0          | 5- 5       |            |           |           |
| 7- 7                         | 0- 1          | 0- 2       | AWAY           | 1- 1        | 0- 0          | 6- 3       |            |           |           |
| 0- 2                         | 0- 0          | 0- 0       | NEUTRAL        | 0- 0        | 0- 1          | 0- 1       |            |           |           |
| 5- 11                        | 0- 1          | 0- 0       | NON-CONFERENCE | 0- 2        | 0- 1          | 5- 7       |            |           |           |
| 2- 5                         | 0- 0          | 0- 0       | HOME           | 0- 1        | 0- 0          | 2- 4       |            |           |           |
| 3- 4                         | 0- 1          | 0- 0       | AWAY           | 0- 1        | 0- 0          | 3- 2       |            |           |           |
| 0- 2                         | 0- 0          | 0- 0       | NEUTRAL        | 0- 0        | 0- 1          | 0- 1       |            |           |           |
| 7- 7                         | 0- 0          | 0- 4       | CONFERENCE     | 1- 1        | 0- 0          | 6- 2       |            |           |           |
| 3- 4                         | 0- 0          | 0- 2       | HOME           | 0- 1        | 0- 0          | 3- 1       |            |           |           |
| 4- 3                         | 0- 0          | 0- 2       | AWAY           | 1- 0        | 0- 0          | 3- 1       |            |           |           |
| 0- 0                         | 0- 0          | 0- 0       | NEUTRAL        | 0- 0        | 0- 0          | 0- 0       |            |           |           |

| RPI 1-25                  |   |            |       | RPI 26-50 |   |           |       | RPI 51-100 |   |           |       | RPI 101+ |   |                   |       | Team's RPI: 214 |  |
|---------------------------|---|------------|-------|-----------|---|-----------|-------|------------|---|-----------|-------|----------|---|-------------------|-------|-----------------|--|
| RPI                       | S | Opponent   | Score | RPI       | S | Opponent  | Score | RPI        | S | Opponent  | Score | RPI      | S | Opponent          | Score |                 |  |
| 15                        | A | Louisville | 52 94 | 33        | A | Princeton | 42 68 | 63         | H | Maine     | 41 59 | 144      | N | McNeese St.       | 56 78 |                 |  |
|                           |   |            |       | 33        | H | Princeton | 48 85 | 79         | A | Drexel    | 53 69 | 152      | N | Jacksonville      | 44 51 |                 |  |
|                           |   |            |       | 36        | A | Penn      | 50 65 | 93         | A | Harvard   | 70 64 | 156      | A | Yale              | 68 63 |                 |  |
|                           |   |            |       | 36        | H | Penn      | 41 56 | 93         | H | Harvard   | 43 56 | 156      | H | Yale              | 62 65 |                 |  |
|                           |   |            |       |           |   |           |       |            |   |           |       | 168      | A | Cornell           | 58 71 |                 |  |
|                           |   |            |       |           |   |           |       |            |   |           |       | 168      | H | Cornell           | 60 52 |                 |  |
|                           |   |            |       |           |   |           |       |            |   |           |       | 204      | A | Oakland           | 60 78 |                 |  |
|                           |   |            |       |           |   |           |       |            |   |           |       | 205      | A | Brown             | 63 50 |                 |  |
|                           |   |            |       |           |   |           |       |            |   |           |       | 205      | H | Brown             | 60 56 |                 |  |
|                           |   |            |       |           |   |           |       |            |   |           |       | 213      | H | Rhode Island      | 41 57 |                 |  |
|                           |   |            |       |           |   |           |       |            |   |           |       | 217      | A | Hartford          | 43 36 |                 |  |
|                           |   |            |       |           |   |           |       |            |   |           |       | 231      | H | New Hampshire     | 57 61 |                 |  |
|                           |   |            |       |           |   |           |       |            |   |           |       | 247      | A | Columbia          | 76 73 |                 |  |
|                           |   |            |       |           |   |           |       |            |   |           |       | 247      | H | Columbia          | 63 53 |                 |  |
|                           |   |            |       |           |   |           |       |            |   |           |       | 255      | A | Holy Cross        | 60 54 |                 |  |
|                           |   |            |       |           |   |           |       |            |   |           |       | 273      | H | American          | 41 45 |                 |  |
|                           |   |            |       |           |   |           |       |            |   |           |       | 275      | A | Central Conn. St. | 55 59 |                 |  |
|                           |   |            |       |           |   |           |       |            |   |           |       | 276      | H | Vermont           | 54 56 |                 |  |
|                           |   |            |       |           |   |           |       |            |   |           |       | 289      | H | Niagara           | 60 47 |                 |  |
|                           |   |            |       |           |   |           |       |            |   |           |       | 342      | A | NJIT              | 46 39 |                 |  |
|                           |   |            |       |           |   |           |       |            |   |           |       | 343      | H | Boston U.         | 72 52 |                 |  |
| LAST 12 Division I GAMES: |   |            |       |           |   |           |       |            |   |           |       |          |   |                   |       |                 |  |
|                           |   |            |       | 33        | A | Princeton | 42 68 | 205        | A | Brown     | 63 50 |          |   |                   |       |                 |  |
|                           |   |            |       | 36        | A | Penn      | 50 65 | 156        | A | Yale      | 68 63 |          |   |                   |       |                 |  |
|                           |   |            |       | 156       | H | Yale      | 62 65 | 36         | H | Penn      | 41 56 |          |   |                   |       |                 |  |
|                           |   |            |       | 205       | H | Brown     | 60 56 | 33         | H | Princeton | 48 85 |          |   |                   |       |                 |  |
|                           |   |            |       | 247       | H | Columbia  | 63 53 | 168        | A | Cornell   | 58 71 |          |   |                   |       |                 |  |
|                           |   |            |       | 168       | H | Cornell   | 60 52 | 247        | A | Columbia  | 76 73 |          |   |                   |       |                 |  |

Non-Div I Games:

Dartmouth

■ Loss, 
■ Non-Conf, 
■ S Site, 
■ Home 
■ A Away 
N Neutral

## Davidson

Through Games Of March 7, 2016

|                   |          |           |                |            |             |               |      |      |       |           |
|-------------------|----------|-----------|----------------|------------|-------------|---------------|------|------|-------|-----------|
| Average RPI Win:  | 226      | WON-LOST  | WINNING        | LAST 10    | STRENGTH OF | OPP. STRENGTH | TEAM | ADJ. | CONF. | ADJ CONF. |
| Average RPI Loss: | 100      | RECORD    | PCT. RANK      | GAMES      | SCHEDULE    | OF SCHEDULE   | RPI  | RPI  | RPI   | RPI       |
| DIV. I ONLY       | 11- 19   | 248       | 2- 8           | 111        | 102         | 190           | 190  | 7    | 7     |           |
| DIV. I NON-CONF.  | 6- 7     | 176       | 0- 0           | 207        | 169         | 179           | 179  | 8    | 8     |           |
| TOTALS            | RPI 1-25 | RPI 26-50 | W-L RECORDS    | RPI 51-100 | RPI 101-150 | RPI 150+      |      |      |       |           |
| 11- 19            | 0- 3     | 0- 3      | OVERALL        | 1- 5       | 0- 2        | 10- 6         |      |      |       |           |
| 4- 9              | 0- 3     | 0- 1      | HOME           | 0- 3       | 0- 0        | 4- 2          |      |      |       |           |
| 6- 9              | 0- 0     | 0- 2      | AWAY           | 1- 2       | 0- 2        | 5- 3          |      |      |       |           |
| 1- 1              | 0- 0     | 0- 0      | NEUTRAL        | 0- 0       | 0- 0        | 1- 1          |      |      |       |           |
| 6- 7              | 0- 1     | 0- 2      | NON-CONFERENCE | 0- 1       | 0- 1        | 6- 2          |      |      |       |           |
| 2- 3              | 0- 1     | 0- 0      | HOME           | 0- 1       | 0- 0        | 2- 1          |      |      |       |           |
| 3- 4              | 0- 0     | 0- 2      | AWAY           | 0- 0       | 0- 1        | 3- 1          |      |      |       |           |
| 1- 0              | 0- 0     | 0- 0      | NEUTRAL        | 0- 0       | 0- 0        | 1- 0          |      |      |       |           |
| 5- 12             | 0- 2     | 0- 1      | CONFERENCE     | 1- 4       | 0- 1        | 4- 4          |      |      |       |           |
| 2- 6              | 0- 2     | 0- 1      | HOME           | 0- 2       | 0- 0        | 2- 1          |      |      |       |           |
| 3- 5              | 0- 0     | 0- 0      | AWAY           | 1- 2       | 0- 1        | 2- 2          |      |      |       |           |
| 0- 1              | 0- 0     | 0- 0      | NEUTRAL        | 0- 0       | 0- 0        | 0- 1          |      |      |       |           |

| RPI 1-25                  |   |                   |       | RPI 26-50 |   |                    |       | RPI 51-100 |   |             |       | RPI 101+ Team's RPI: 190 |   |                    |       |
|---------------------------|---|-------------------|-------|-----------|---|--------------------|-------|------------|---|-------------|-------|--------------------------|---|--------------------|-------|
| RPI                       | S | Opponent          | Score | RPI       | S | Opponent           | Score | RPI        | S | Opponent    | Score | RPI                      | S | Opponent           | Score |
| 17                        | H | Michigan St.      | 44 73 | 34        | A | James Madison      | 45 87 | 53         | A | Saint Louis | 51 88 | 115                      | A | Saint Joseph's     | 54 87 |
| 18                        | H | Duquesne          | 62 77 | 37        | H | St. Bonaventure    | 47 59 | 53         | H | Saint Louis | 50 79 | 139                      | A | Wake Forest        | 58 77 |
| 24                        | H | George Washington | 60 79 | 50        | A | North Carolina St. | 42 58 | 70         | A | VCU         | 56 50 | 161                      | A | Fordham            | 40 51 |
|                           |   |                   |       |           |   |                    |       | 70         | H | VCU         | 59 74 | 161                      | H | Fordham            | 69 51 |
|                           |   |                   |       |           |   |                    |       | 77         | H | Charlotte   | 88 99 | 166                      | H | ETSU               | 58 65 |
|                           |   |                   |       |           |   |                    |       | 83         | A | Dayton      | 66 77 | 169                      | H | George Mason       | 68 63 |
|                           |   |                   |       |           |   |                    |       |            |   |             |       | 174                      | A | Radford            | 68 79 |
|                           |   |                   |       |           |   |                    |       |            |   |             |       | 198                      | A | Richmond           | 67 59 |
|                           |   |                   |       |           |   |                    |       |            |   |             |       | 198                      | N | Richmond           | 51 70 |
|                           |   |                   |       |           |   |                    |       |            |   |             |       | 213                      | A | Rhode Island       | 62 78 |
|                           |   |                   |       |           |   |                    |       |            |   |             |       | 215                      | A | Furman             | 69 51 |
|                           |   |                   |       |           |   |                    |       |            |   |             |       | 221                      | H | Massachusetts      | 62 66 |
|                           |   |                   |       |           |   |                    |       |            |   |             |       | 253                      | A | High Point         | 62 60 |
|                           |   |                   |       |           |   |                    |       |            |   |             |       | 259                      | N | Bowling Green      | 60 56 |
|                           |   |                   |       |           |   |                    |       |            |   |             |       | 269                      | A | UNCW               | 77 50 |
|                           |   |                   |       |           |   |                    |       |            |   |             |       | 280                      | A | La Salle           | 66 58 |
|                           |   |                   |       |           |   |                    |       |            |   |             |       | 300                      | H | Western Caro.      | 64 51 |
|                           |   |                   |       |           |   |                    |       |            |   |             |       | 312                      | H | South Carolina St. | 63 51 |
| LAST 12 Division I GAMES: |   |                   |       |           |   |                    |       |            |   |             |       |                          |   |                    |       |
| 198                       | N | Richmond          | 51 70 | 18        | H | Duquesne           | 62 77 |            |   |             |       |                          |   |                    |       |
| 70                        | H | VCU               | 59 74 | 169       | H | George Mason       | 68 63 |            |   |             |       |                          |   |                    |       |
| 115                       | A | Saint Joseph's    | 54 87 | 83        | A | Dayton             | 66 77 |            |   |             |       |                          |   |                    |       |
| 221                       | H | Massachusetts     | 62 66 | 24        | H | George Washington  | 60 79 |            |   |             |       |                          |   |                    |       |
| 53                        | A | Saint Louis       | 51 88 | 213       | A | Rhode Island       | 62 78 |            |   |             |       |                          |   |                    |       |
| 198                       | A | Richmond          | 67 59 | 161       | H | Fordham            | 69 51 |            |   |             |       |                          |   |                    |       |

Non-Div I Games:

Davidson

■ Loss, 
 ■ Non-Conf, 
 ■ S Site, 
 ■ H Home 
 ■ A Away 
 N Neutral

| RPI 1-25 |   |                   |       |    |  |
|----------|---|-------------------|-------|----|--|
| RPI      | S | Opponent          | Score |    |  |
| 10       | N | Stanford          | 66    | 74 |  |
| 15       | N | Louisville        | 79    | 66 |  |
| 18       | A | Duquesne          | 58    | 89 |  |
| 18       | H | Duquesne          | 72    | 76 |  |
| 24       | A | George Washington | 62    | 72 |  |
| 24       | H | George Washington | 61    | 62 |  |
| 25       | A | Green Bay         | 52    | 68 |  |

| RPI 26-50 |   |                 |       |    |  |
|-----------|---|-----------------|-------|----|--|
| RPI       | S | Opponent        | Score |    |  |
| 33        | H | Princeton       | 85    | 81 |  |
| 37        | H | St. Bonaventure | 54    | 59 |  |

| RPI 51-100 |   |             |       |    |  |
|------------|---|-------------|-------|----|--|
| RPI        | S | Opponent    | Score |    |  |
| 53         | A | Saint Louis | 56    | 70 |  |
| 53         | H | Saint Louis | 52    | 55 |  |
| 63         | N | Maine       | 58    | 37 |  |
| 64         | A | Purdue      | 58    | 61 |  |
| 70         | H | VCU         | 72    | 74 |  |
| 74         | H | Vanderbilt  | 81    | 56 |  |

| Team's RPI: 83 |   |                |       |    |  |
|----------------|---|----------------|-------|----|--|
| RPI            | S | Opponent       | Score |    |  |
| 105            | A | Toledo         | 83    | 57 |  |
| 113            | H | Gonzaga        | 47    | 57 |  |
| 115            | A | Saint Joseph's | 71    | 61 |  |
| 156            | H | Yale           | 81    | 75 |  |
| 161            | H | Fordham        | 77    | 55 |  |
| 169            | H | George Mason   | 81    | 58 |  |
| 169            | N | George Mason   | 62    | 66 |  |
| 190            | H | Davidson       | 77    | 66 |  |
| 197            | H | Wisconsin      | 87    | 64 |  |
| 198            | A | Richmond       | 60    | 48 |  |
| 213            | A | Rhode Island   | 67    | 53 |  |
| 221            | A | Massachusetts  | 69    | 76 |  |
| 280            | A | La Salle       | 67    | 51 |  |

| LAST 12 Division I GAMES: |   |                   |    |    |  |
|---------------------------|---|-------------------|----|----|--|
| 169                       | N | George Mason      | 62 | 66 |  |
| 161                       | H | Fordham           | 77 | 55 |  |
| 53                        | H | Saint Louis       | 52 | 55 |  |
| 18                        | H | Duquesne          | 72 | 76 |  |
| 221                       | A | Massachusetts     | 69 | 76 |  |
| 24                        | A | George Washington | 62 | 72 |  |
| 169                       | H | George Mason      | 81 | 58 |  |
| 213                       | A | Rhode Island      | 67 | 53 |  |
| 190                       | H | Davidson          | 77 | 66 |  |
| 280                       | A | La Salle          | 67 | 51 |  |
| 115                       | A | Saint Joseph's    | 71 | 61 |  |
| 37                        | H | St. Bonaventure   | 54 | 59 |  |

Dayton

Page 68

|                             |          |           |                |             |               |          |      |       |           |
|-----------------------------|----------|-----------|----------------|-------------|---------------|----------|------|-------|-----------|
| Average RPI Win: <b>140</b> | WON-LOST | WINNING   | LAST 10        | STRENGTH OF | OPP. STRENGTH | TEAM     | ADJ. | CONF. | ADJ CONF. |
| Average RPI Loss: <b>47</b> | RECORD   | PCT. RANK | GAMES          | SCHEDULE    | OF SCHEDULE   | RPI      | RPI  | RPI   | RPI       |
| DIV. I ONLY                 | 25- 8    | 47        | 9- 1           | 36          | 67            | 28       | 28   | 6     | 6         |
| DIV. I NON-CONF.            | 8- 5     | 120       | 0- 0           | 15          | 31            | 47       | 47   | 6     | 6         |
| TOTALS                      | RPI 1-25 | RPI 26-50 | W-L RECORDS    | RPI 51-100  | RPI 101-150   | RPI 150+ |      |       |           |
| 25- 8                       | 1- 3     | 5- 2      | OVERALL        | 4- 2        | 5- 0          | 10- 1    |      |       |           |
| 14- 5                       | 0- 1     | 3- 2      | HOME           | 1- 1        | 3- 0          | 7- 1     |      |       |           |
| 11- 3                       | 1- 2     | 2- 0      | AWAY           | 3- 1        | 2- 0          | 3- 0     |      |       |           |
| 0- 0                        | 0- 0     | 0- 0      | NEUTRAL        | 0- 0        | 0- 0          | 0- 0     |      |       |           |
| 8- 5                        | 1- 3     | 2- 0      | NON-CONFERENCE | 1- 1        | 1- 0          | 3- 1     |      |       |           |
| 6- 2                        | 0- 1     | 2- 0      | HOME           | 0- 0        | 1- 0          | 3- 1     |      |       |           |
| 2- 3                        | 1- 2     | 0- 0      | AWAY           | 1- 1        | 0- 0          | 0- 0     |      |       |           |
| 0- 0                        | 0- 0     | 0- 0      | NEUTRAL        | 0- 0        | 0- 0          | 0- 0     |      |       |           |
| 17- 3                       | 0- 0     | 3- 2      | CONFERENCE     | 3- 1        | 4- 0          | 7- 0     |      |       |           |
| 8- 3                        | 0- 0     | 1- 2      | HOME           | 1- 1        | 2- 0          | 4- 0     |      |       |           |
| 9- 0                        | 0- 0     | 2- 0      | AWAY           | 2- 0        | 2- 0          | 3- 0     |      |       |           |
| 0- 0                        | 0- 0     | 0- 0      | NEUTRAL        | 0- 0        | 0- 0          | 0- 0     |      |       |           |

| RPI 1-25                  |   |            |       | RPI 26-50 |   |                 |        | Team's RPI: 28 |   |                  |       | RPI 51-100 |   |                |        | RPI 101+ |   |          |       |
|---------------------------|---|------------|-------|-----------|---|-----------------|--------|----------------|---|------------------|-------|------------|---|----------------|--------|----------|---|----------|-------|
| RPI                       | S | Opponent   | Score | RPI       | S | Opponent        | Score  | RPI            | S | Opponent         | Score | RPI        | S | Opponent       | Score  | RPI      | S | Opponent | Score |
| 1                         | A | Notre Dame | 90 95 | 37        | H | St. Bonaventure | 77 54  | 54             | A | Villanova        | 75 47 | 102        | A | Georgetown     | 80 66  |          |   |          |       |
| 2                         | A | Baylor     | 72 86 | 40        | A | Seton Hall      | 86 74  | 54             | H | Villanova        | 60 64 | 102        | H | Georgetown     | 75 53  |          |   |          |       |
| 3                         | H | UConn      | 70 86 | 40        | H | Seton Hall      | 74 83  | 60             | A | South Dakota St. | 79 88 | 110        | A | Creighton      | 78 52  |          |   |          |       |
| 19                        | A | Texas A&M  | 80 66 | 43        | A | St. John's (NY) | 71 61  | 99             | A | Marquette        | 98 65 | 110        | H | Creighton      | 81 63  |          |   |          |       |
|                           |   |            |       | 43        | H | St. John's (NY) | 66 75  | 99             | H | Marquette        | 91 86 | 136        | H | Southern Ill.  | 105 61 |          |   |          |       |
|                           |   |            |       | 43        | H | St. John's (NY) | 77 71  | 100            | A | Northwestern     | 77 64 | 170        | A | Xavier         | 70 53  |          |   |          |       |
|                           |   |            |       | 46        | H | Indiana         | 84 69  |                |   |                  |       | 170        | H | Xavier         | 82 52  |          |   |          |       |
|                           |   |            |       |           |   |                 |        |                |   |                  |       | 175        | H | Loyola Chicago | 75 88  |          |   |          |       |
|                           |   |            |       |           |   |                 |        |                |   |                  |       | 180        | A | Butler         | 61 54  |          |   |          |       |
|                           |   |            |       |           |   |                 |        |                |   |                  |       | 180        | H | Butler         | 76 49  |          |   |          |       |
|                           |   |            |       |           |   |                 |        |                |   |                  |       | 180        | H | Butler         | 102 63 |          |   |          |       |
|                           |   |            |       |           |   |                 |        |                |   |                  |       | 265        | A | Providence     | 91 68  |          |   |          |       |
|                           |   |            |       |           |   |                 |        |                |   |                  |       | 265        | H | Providence     | 96 50  |          |   |          |       |
|                           |   |            |       |           |   |                 |        |                |   |                  |       | 292        | H | Colgate        | 96 46  |          |   |          |       |
|                           |   |            |       |           |   |                 |        |                |   |                  |       | 316        | H | Illinois St.   | 89 41  |          |   |          |       |
|                           |   |            |       |           |   |                 |        |                |   |                  |       | 344        | H | Chicago St.    | 88 42  |          |   |          |       |
| LAST 12 Division I GAMES: |   |            |       |           |   |                 |        |                |   |                  |       |            |   |                |        |          |   |          |       |
|                           |   |            |       | 43        | H | St. John's (NY) | 66 75  | 170            | H | Xavier           | 82 52 |            |   |                |        |          |   |          |       |
|                           |   |            |       | 180       | H | Butler          | 76 49  | 102            | A | Georgetown       | 80 66 |            |   |                |        |          |   |          |       |
|                           |   |            |       | 99        | A | Marquette       | 98 65  | 54             | A | Villanova        | 75 47 |            |   |                |        |          |   |          |       |
|                           |   |            |       | 110       | A | Creighton       | 78 52  | 43             | H | St. John's (NY)  | 77 71 |            |   |                |        |          |   |          |       |
|                           |   |            |       | 265       | A | Providence      | 91 68  | 40             | H | Seton Hall       | 74 83 |            |   |                |        |          |   |          |       |
|                           |   |            |       | 180       | H | Butler          | 102 63 | 265            | H | Providence       | 96 50 |            |   |                |        |          |   |          |       |

Non-Div I Games:

DePaul

■ Loss, 
 ■ Non-Conf, S Site, 
 ■ Home 
 ■ Away 
 N Neutral

Delaware

Through Games Of March 7, 2016

|                   |          |           |                |            |             |               |      |      |       |           |
|-------------------|----------|-----------|----------------|------------|-------------|---------------|------|------|-------|-----------|
| Average RPI Win:  | 230      | WON-LOST  | WINNING        | LAST 10    | STRENGTH OF | OPP. STRENGTH | TEAM | ADJ. | CONF. | ADJ CONF. |
| Average RPI Loss: | 110      | RECORD    | PCT. RANK      | GAMES      | SCHEDULE    | OF SCHEDULE   | RPI  | RPI  | RPI   | RPI       |
| DIV. I ONLY       | 15- 14   | 160       | 5- 5           | 218        | 128         | 163           | 163  | 13   | 13    |           |
| DIV. I NON-CONF.  | 5- 6     | 180       | 0- 0           | 305        | 187         | 229           | 229  | 11   | 11    |           |
| TOTALS            | RPI 1-25 | RPI 26-50 | W-L RECORDS    | RPI 51-100 | RPI 101-150 | RPI 150+      |      |      |       |           |
| 15- 14            | 0- 0     | 0- 2      | OVERALL        | 1- 6       | 0- 2        | 14- 4         |      |      |       |           |
| 8- 4              | 0- 0     | 0- 1      | HOME           | 1- 2       | 0- 1        | 7- 0          |      |      |       |           |
| 6- 9              | 0- 0     | 0- 1      | AWAY           | 0- 4       | 0- 1        | 6- 3          |      |      |       |           |
| 1- 1              | 0- 0     | 0- 0      | NEUTRAL        | 0- 0       | 0- 0        | 1- 1          |      |      |       |           |
| 5- 6              | 0- 0     | 0- 0      | NON-CONFERENCE | 0- 1       | 0- 2        | 5- 3          |      |      |       |           |
| 2- 1              | 0- 0     | 0- 0      | HOME           | 0- 0       | 0- 1        | 2- 0          |      |      |       |           |
| 2- 4              | 0- 0     | 0- 0      | AWAY           | 0- 1       | 0- 1        | 2- 2          |      |      |       |           |
| 1- 1              | 0- 0     | 0- 0      | NEUTRAL        | 0- 0       | 0- 0        | 1- 1          |      |      |       |           |
| 10- 8             | 0- 0     | 0- 2      | CONFERENCE     | 1- 5       | 0- 0        | 9- 1          |      |      |       |           |
| 6- 3              | 0- 0     | 0- 1      | HOME           | 1- 2       | 0- 0        | 5- 0          |      |      |       |           |
| 4- 5              | 0- 0     | 0- 1      | AWAY           | 0- 3       | 0- 0        | 4- 1          |      |      |       |           |
| 0- 0              | 0- 0     | 0- 0      | NEUTRAL        | 0- 0       | 0- 0        | 0- 0          |      |      |       |           |

| RPI S                     | Opponent         | Score | RPI S | Opponent             | Score | RPI S | Opponent   | Score | RPI S | Opponent             | Score | Team's RPI: 163 |
|---------------------------|------------------|-------|-------|----------------------|-------|-------|------------|-------|-------|----------------------|-------|-----------------|
| 34                        | A James Madison  | 55 75 | 34    | H James Madison      | 43 65 | 65    | A Hofstra  | 49 58 | 102   | A Georgetown         | 50 61 |                 |
|                           |                  |       |       |                      |       | 65    | H Hofstra  | 54 47 | 149   | H East Carolina      | 58 68 |                 |
|                           |                  |       |       |                      |       | 79    | A Drexel   | 43 47 | 158   | A Northeastern       | 54 57 |                 |
|                           |                  |       |       |                      |       | 79    | H Drexel   | 53 54 | 158   | H Northeastern       | 59 52 |                 |
|                           |                  |       |       |                      |       | 89    | A Elon     | 45 62 | 159   | A Marist             | 56 50 |                 |
|                           |                  |       |       |                      |       | 89    | H Elon     | 64 66 | 161   | A Fordham            | 55 48 |                 |
|                           |                  |       |       |                      |       | 90    | A Bucknell | 51 80 | 169   | A George Mason       | 83 90 |                 |
|                           |                  |       |       |                      |       |       |            |       | 197   | N Wisconsin          | 52 54 |                 |
|                           |                  |       |       |                      |       |       |            |       | 202   | A William & Mary     | 69 53 |                 |
|                           |                  |       |       |                      |       |       |            |       | 202   | H William & Mary     | 67 63 |                 |
|                           |                  |       |       |                      |       |       |            |       | 209   | A Robert Morris      | 50 53 |                 |
|                           |                  |       |       |                      |       |       |            |       | 226   | A Col. of Charleston | 63 47 |                 |
|                           |                  |       |       |                      |       |       |            |       | 226   | H Col. of Charleston | 72 55 |                 |
|                           |                  |       |       |                      |       |       |            |       | 269   | A UNCW               | 56 44 |                 |
|                           |                  |       |       |                      |       |       |            |       | 269   | H UNCW               | 67 59 |                 |
|                           |                  |       |       |                      |       |       |            |       | 276   | H Vermont            | 71 60 |                 |
|                           |                  |       |       |                      |       |       |            |       | 295   | A Towson             | 66 62 |                 |
|                           |                  |       |       |                      |       |       |            |       | 295   | H Towson             | 69 64 |                 |
|                           |                  |       |       |                      |       |       |            |       | 323   | N North Dakota St.   | 62 50 |                 |
|                           |                  |       |       |                      |       |       |            |       | 329   | H Lafayette          | 67 47 |                 |
| LAST 12 Division I GAMES: |                  |       |       |                      |       |       |            |       |       |                      |       |                 |
| 34                        | H James Madison  | 43 65 | 226   | H Col. of Charleston | 72 55 |       |            |       |       |                      |       |                 |
| 269                       | A UNCW           | 56 44 | 89    | H Elon               | 64 66 |       |            |       |       |                      |       |                 |
| 89                        | A Elon           | 45 62 | 295   | A Towson             | 66 62 |       |            |       |       |                      |       |                 |
| 65                        | H Hofstra        | 54 47 | 79    | A Drexel             | 43 47 |       |            |       |       |                      |       |                 |
| 158                       | A Northeastern   | 54 57 | 34    | A James Madison      | 55 75 |       |            |       |       |                      |       |                 |
| 202                       | A William & Mary | 69 53 | 202   | H William & Mary     | 67 63 |       |            |       |       |                      |       |                 |

Non-Div I Games:

Delaware

Loss, Non-Conf, S Site, H Home A Away N Neutral

|                   |          |           |                |            |             |               |      |      |       |           |
|-------------------|----------|-----------|----------------|------------|-------------|---------------|------|------|-------|-----------|
| Average RPI Win:  | 305      | WON-LOST  | WINNING        | LAST 10    | STRENGTH OF | OPP. STRENGTH | TEAM | ADJ. | CONF. | ADJ CONF. |
| Average RPI Loss: | 205      | RECORD    | PCT. RANK      | GAMES      | SCHEDULE    | OF SCHEDULE   | RPI  | RPI  | RPI   | RPI       |
| DIV. I ONLY       | 9- 20    | 275       | 3- 7           | 326        | 321         | 322           | 322  | 32   | 32    |           |
| DIV. I NON-CONF.  | 3- 10    | 277       | 0- 0           | 248        | 213         | 303           | 303  | 30   | 30    |           |
| TOTALS            | RPI 1-25 | RPI 26-50 | W-L RECORDS    | RPI 51-100 | RPI 101-150 | RPI 150+      |      |      |       |           |
| 9- 20             | 0- 1     | 0- 0      | OVERALL        | 0- 2       | 0- 1        | 9- 16         |      |      |       |           |
| 6- 8              | 0- 0     | 0- 0      | HOME           | 0- 1       | 0- 0        | 6- 7          |      |      |       |           |
| 2- 12             | 0- 1     | 0- 0      | AWAY           | 0- 1       | 0- 1        | 2- 9          |      |      |       |           |
| 1- 0              | 0- 0     | 0- 0      | NEUTRAL        | 0- 0       | 0- 0        | 1- 0          |      |      |       |           |
| 3- 10             | 0- 1     | 0- 0      | NON-CONFERENCE | 0- 2       | 0- 1        | 3- 6          |      |      |       |           |
| 2- 4              | 0- 0     | 0- 0      | HOME           | 0- 1       | 0- 0        | 2- 3          |      |      |       |           |
| 0- 6              | 0- 1     | 0- 0      | AWAY           | 0- 1       | 0- 1        | 0- 3          |      |      |       |           |
| 1- 0              | 0- 0     | 0- 0      | NEUTRAL        | 0- 0       | 0- 0        | 1- 0          |      |      |       |           |
| 6- 10             | 0- 0     | 0- 0      | CONFERENCE     | 0- 0       | 0- 0        | 6- 10         |      |      |       |           |
| 4- 4              | 0- 0     | 0- 0      | HOME           | 0- 0       | 0- 0        | 4- 4          |      |      |       |           |
| 2- 6              | 0- 0     | 0- 0      | AWAY           | 0- 0       | 0- 0        | 2- 6          |      |      |       |           |
| 0- 0              | 0- 0     | 0- 0      | NEUTRAL        | 0- 0       | 0- 0        | 0- 0          |      |      |       |           |

| RPI 1-25                  |   |               |       | RPI 26-50 |   |                    |       | RPI 51-100 |   |          |        | RPI 101+ Team's RPI: 322 |   |                    |       |
|---------------------------|---|---------------|-------|-----------|---|--------------------|-------|------------|---|----------|--------|--------------------------|---|--------------------|-------|
| RPI                       | S | Opponent      | Score | RPI       | S | Opponent           | Score | RPI        | S | Opponent | Score  | RPI                      | S | Opponent           | Score |
| 22                        | A | West Virginia | 34 77 |           |   |                    |       | 65         | H | Hofstra  | 49 66  | 125                      | A | Pittsburgh         | 43 77 |
|                           |   |               |       |           |   |                    |       | 71         | A | Temple   | 59 100 | 161                      | A | Fordham            | 58 74 |
|                           |   |               |       |           |   |                    |       |            |   |          |        | 164                      | A | Fla. Atlantic      | 55 83 |
|                           |   |               |       |           |   |                    |       |            |   |          |        | 168                      | A | Cornell            | 62 71 |
|                           |   |               |       |           |   |                    |       |            |   |          |        | 202                      | H | William & Mary     | 59 65 |
|                           |   |               |       |           |   |                    |       |            |   |          |        | 203                      | A | Hampton            | 89 81 |
|                           |   |               |       |           |   |                    |       |            |   |          |        | 203                      | H | Hampton            | 54 63 |
|                           |   |               |       |           |   |                    |       |            |   |          |        | 216                      | H | Lehigh             | 49 83 |
|                           |   |               |       |           |   |                    |       |            |   |          |        | 218                      | H | N.C. A&T           | 64 84 |
|                           |   |               |       |           |   |                    |       |            |   |          |        | 244                      | A | Bethune-Cookman    | 35 66 |
|                           |   |               |       |           |   |                    |       |            |   |          |        | 246                      | A | Coppin St.         | 79 84 |
|                           |   |               |       |           |   |                    |       |            |   |          |        | 246                      | H | Coppin St.         | 49 54 |
|                           |   |               |       |           |   |                    |       |            |   |          |        | 254                      | A | Morgan St.         | 49 56 |
|                           |   |               |       |           |   |                    |       |            |   |          |        | 261                      | N | Appalachian St.    | 76 69 |
|                           |   |               |       |           |   |                    |       |            |   |          |        | 281                      | A | UMES               | 49 54 |
|                           |   |               |       |           |   |                    |       |            |   |          |        | 281                      | H | UMES               | 61 70 |
|                           |   |               |       |           |   |                    |       |            |   |          |        | 293                      | A | Savannah St.       | 67 59 |
|                           |   |               |       |           |   |                    |       |            |   |          |        | 297                      | A | Florida A&M        | 56 86 |
|                           |   |               |       |           |   |                    |       |            |   |          |        | 309                      | H | Longwood           | 88 63 |
|                           |   |               |       |           |   |                    |       |            |   |          |        | 312                      | A | South Carolina St. | 48 61 |
|                           |   |               |       |           |   |                    |       |            |   |          |        | 312                      | H | South Carolina St. | 79 61 |
|                           |   |               |       |           |   |                    |       |            |   |          |        | 317                      | H | Mt. St. Mary's     | 41 54 |
|                           |   |               |       |           |   |                    |       |            |   |          |        | 328                      | H | Howard             | 87 86 |
|                           |   |               |       |           |   |                    |       |            |   |          |        | 345                      | H | Wagner             | 66 44 |
|                           |   |               |       |           |   |                    |       |            |   |          |        | 347                      | H | Norfolk St.        | 64 61 |
|                           |   |               |       |           |   |                    |       |            |   |          |        | 348                      | H | N.C. Central       | 66 56 |
| LAST 12 Division I GAMES: |   |               |       |           |   |                    |       |            |   |          |        |                          |   |                    |       |
| 246                       | H | Coppin St.    | 49 54 | 281       | H | UMES               | 61 70 |            |   |          |        |                          |   |                    |       |
| 203                       | A | Hampton       | 89 81 | 297       | A | Florida A&M        | 56 86 |            |   |          |        |                          |   |                    |       |
| 281                       | A | UMES          | 49 54 | 244       | A | Bethune-Cookman    | 35 66 |            |   |          |        |                          |   |                    |       |
| 203                       | H | Hampton       | 54 63 | 312       | H | South Carolina St. | 79 61 |            |   |          |        |                          |   |                    |       |
| 347                       | H | Norfolk St.   | 64 61 | 218       | H | N.C. A&T           | 64 84 |            |   |          |        |                          |   |                    |       |
| 246                       | A | Coppin St.    | 79 84 | 348       | H | N.C. Central       | 66 56 |            |   |          |        |                          |   |                    |       |

Non-Div I Games:

Delaware St.

■ Loss, 
 ■ Non-Conf, 
 S Site, 
 ■ Home 
 ■ Away 
 N Neutral

D  
e  
n  
v  
e  
rD  
e  
n  
v  
e  
r

Denver

Loss, Non-Conf, S Site, H Home A Away N Neutral



|                   |          |           |                |            |             |               |      |      |       |           |
|-------------------|----------|-----------|----------------|------------|-------------|---------------|------|------|-------|-----------|
| Average RPI Win:  | 213      | WON-LOST  | WINNING        | LAST 10    | STRENGTH OF | OPP. STRENGTH | TEAM | ADJ. | CONF. | ADJ CONF. |
| Average RPI Loss: | 111      | RECORD    | PCT. RANK      | GAMES      | SCHEDULE    | OF SCHEDULE   | RPI  | RPI  | RPI   | RPI       |
| DIV. I ONLY       | 14- 14   | 166       | 6- 4           | 100        | 130         | 143           | 143  | 14   | 14    |           |
| DIV. I NON-CONF.  | 3- 7     | 248       | 0- 0           | 170        | 57          | 258           | 258  | 16   | 16    |           |
| TOTALS            | RPI 1-25 | RPI 26-50 | W-L RECORDS    | RPI 51-100 | RPI 101-150 | RPI 150+      |      |      |       |           |
| 14- 14            | 0- 4     | 0- 1      | OVERALL        | 0- 2       | 5- 4        | 9- 3          |      |      |       |           |
| 7- 8              | 0- 1     | 0- 0      | HOME           | 0- 2       | 2- 2        | 5- 3          |      |      |       |           |
| 7- 6              | 0- 3     | 0- 1      | AWAY           | 0- 0       | 3- 2        | 4- 0          |      |      |       |           |
| 0- 0              | 0- 0     | 0- 0      | NEUTRAL        | 0- 0       | 0- 0        | 0- 0          |      |      |       |           |
| 3- 7              | 0- 2     | 0- 1      | NON-CONFERENCE | 0- 2       | 0- 1        | 3- 1          |      |      |       |           |
| 3- 3              | 0- 0     | 0- 0      | HOME           | 0- 2       | 0- 0        | 3- 1          |      |      |       |           |
| 0- 4              | 0- 2     | 0- 1      | AWAY           | 0- 0       | 0- 1        | 0- 0          |      |      |       |           |
| 0- 0              | 0- 0     | 0- 0      | NEUTRAL        | 0- 0       | 0- 0        | 0- 0          |      |      |       |           |
| 11- 7             | 0- 2     | 0- 0      | CONFERENCE     | 0- 0       | 5- 3        | 6- 2          |      |      |       |           |
| 4- 5              | 0- 1     | 0- 0      | HOME           | 0- 0       | 2- 2        | 2- 2          |      |      |       |           |
| 7- 2              | 0- 1     | 0- 0      | AWAY           | 0- 0       | 3- 1        | 4- 0          |      |      |       |           |
| 0- 0              | 0- 0     | 0- 0      | NEUTRAL        | 0- 0       | 0- 0        | 0- 0          |      |      |       |           |

| RPI 1-25                  |   |              |       | RPI 26-50 |   |                 |       | RPI 51-100 |   |               |       | RPI 101+ Team's RPI: 143 |   |                |       |
|---------------------------|---|--------------|-------|-----------|---|-----------------|-------|------------|---|---------------|-------|--------------------------|---|----------------|-------|
| RPI                       | S | Opponent     | Score | RPI       | S | Opponent        | Score | RPI        | S | Opponent      | Score | RPI                      | S | Opponent       | Score |
| 8                         | A | Maryland     | 41 97 | 37        | A | St. Bonaventure | 73 84 | 75         | H | Michigan      | 61 88 | 103                      | A | Wright St.     | 95 93 |
| 17                        | A | Michigan St. | 42 81 |           |   |                 |       | 88         | H | Eastern Mich. | 68 85 | 103                      | H | Wright St.     | 71 89 |
| 25                        | A | Green Bay    | 36 58 |           |   |                 |       |            |   |               |       | 126                      | A | Youngstown St. | 69 68 |
| 25                        | H | Green Bay    | 58 74 |           |   |                 |       |            |   |               |       | 126                      | H | Youngstown St. | 70 72 |
|                           |   |              |       |           |   |                 |       |            |   |               |       | 141                      | A | Western Mich.  | 66 70 |
|                           |   |              |       |           |   |                 |       |            |   |               |       | 148                      | A | Milwaukee      | 89 79 |
|                           |   |              |       |           |   |                 |       |            |   |               |       | 148                      | H | Milwaukee      | 80 76 |
|                           |   |              |       |           |   |                 |       |            |   |               |       | 150                      | A | Northern Ky.   | 60 81 |
|                           |   |              |       |           |   |                 |       |            |   |               |       | 150                      | H | Northern Ky.   | 66 65 |
|                           |   |              |       |           |   |                 |       |            |   |               |       | 204                      | A | Oakland        | 82 77 |
|                           |   |              |       |           |   |                 |       |            |   |               |       | 204                      | H | Oakland        | 73 79 |
|                           |   |              |       |           |   |                 |       |            |   |               |       | 239                      | H | Cincinnati     | 77 68 |
|                           |   |              |       |           |   |                 |       |            |   |               |       | 241                      | A | Valparaiso     | 72 66 |
|                           |   |              |       |           |   |                 |       |            |   |               |       | 241                      | H | Valparaiso     | 85 65 |
|                           |   |              |       |           |   |                 |       |            |   |               |       | 252                      | A | Ill.-Chicago   | 89 80 |
|                           |   |              |       |           |   |                 |       |            |   |               |       | 252                      | H | Ill.-Chicago   | 51 65 |
|                           |   |              |       |           |   |                 |       |            |   |               |       | 262                      | A | Cleveland St.  | 66 60 |
|                           |   |              |       |           |   |                 |       |            |   |               |       | 262                      | H | Cleveland St.  | 82 68 |
|                           |   |              |       |           |   |                 |       |            |   |               |       | 289                      | H | Niagara        | 80 75 |
|                           |   |              |       |           |   |                 |       |            |   |               |       | 303                      | H | Bradley        | 67 75 |
|                           |   |              |       |           |   |                 |       |            |   |               |       | 315                      | H | IPFW           | 64 63 |
| LAST 12 Division I GAMES: |   |              |       |           |   |                 |       |            |   |               |       |                          |   |                |       |
| 148                       | H | Milwaukee    | 80 76 | 252       | H | Ill.-Chicago    | 51 65 |            |   |               |       |                          |   |                |       |
| 25                        | H | Green Bay    | 58 74 | 126       | A | Youngstown St.  | 69 68 |            |   |               |       |                          |   |                |       |
| 204                       | A | Oakland      | 82 77 | 262       | A | Cleveland St.   | 66 60 |            |   |               |       |                          |   |                |       |
| 103                       | A | Wright St.   | 95 93 | 25        | A | Green Bay       | 36 58 |            |   |               |       |                          |   |                |       |
| 150                       | A | Northern Ky. | 60 81 | 148       | A | Milwaukee       | 89 79 |            |   |               |       |                          |   |                |       |
| 241                       | H | Valparaiso   | 85 65 | 204       | H | Oakland         | 73 79 |            |   |               |       |                          |   |                |       |

Non-Div I Games: Salem Int'l 81 50

Detroit

Loss, Non-Conf, S Site, H Home A Away N Neutral

## Drake

## Through Games Of March 7, 2016

| Average RPI Win:  | 215      | WON-LOST  | WINNING        | LAST 10    | STRENGTH OF | OPP. STRENGTH | TEAM | ADJ. | CONF. | ADJ CONF. |
|-------------------|----------|-----------|----------------|------------|-------------|---------------|------|------|-------|-----------|
| Average RPI Loss: | 120      | RECORD    | PCT. RANK      | GAMES      | SCHEDULE    | OF SCHEDULE   | RPI  | RPI  | RPI   | RPI       |
| DIV. I ONLY       | 20- 8    | 61        | 8- 2           | 216        | 173         | 97            | 97   | 21   | 21    |           |
| DIV. I NON-CONF.  | 6- 4     | 125       | 0- 0           | 105        | 56          | 94            | 94   | 17   | 17    |           |
| TOTALS            | RPI 1-25 | RPI 26-50 | W-L RECORDS    | RPI 51-100 | RPI 101-150 | RPI 150+      |      |      |       |           |
| 20- 8             | 0- 1     | 0- 0      | OVERALL        | 3- 4       | 3- 1        | 14- 2         |      |      |       |           |
| 10- 3             | 0- 1     | 0- 0      | HOME           | 2- 1       | 2- 1        | 6- 0          |      |      |       |           |
| 9- 5              | 0- 0     | 0- 0      | AWAY           | 1- 3       | 1- 0        | 7- 2          |      |      |       |           |
| 1- 0              | 0- 0     | 0- 0      | NEUTRAL        | 0- 0       | 0- 0        | 1- 0          |      |      |       |           |
| 6- 4              | 0- 1     | 0- 0      | NON-CONFERENCE | 1- 2       | 2- 0        | 3- 1          |      |      |       |           |
| 3- 1              | 0- 1     | 0- 0      | HOME           | 1- 0       | 2- 0        | 0- 0          |      |      |       |           |
| 2- 3              | 0- 0     | 0- 0      | AWAY           | 0- 2       | 0- 0        | 2- 1          |      |      |       |           |
| 1- 0              | 0- 0     | 0- 0      | NEUTRAL        | 0- 0       | 0- 0        | 1- 0          |      |      |       |           |
| 14- 4             | 0- 0     | 0- 0      | CONFERENCE     | 2- 2       | 1- 1        | 11- 1         |      |      |       |           |
| 7- 2              | 0- 0     | 0- 0      | HOME           | 1- 1       | 0- 1        | 6- 0          |      |      |       |           |
| 7- 2              | 0- 0     | 0- 0      | AWAY           | 1- 1       | 1- 0        | 5- 1          |      |      |       |           |
| 0- 0              | 0- 0     | 0- 0      | NEUTRAL        | 0- 0       | 0- 0        | 0- 0          |      |      |       |           |

| RPI S                     | Opponent    | Score          | RPI S | Opponent | Score | RPI S | Opponent       | Score | RPI S | Opponent         | Score |
|---------------------------|-------------|----------------|-------|----------|-------|-------|----------------|-------|-------|------------------|-------|
| 25                        | H Green Bay | 61 86          |       |          |       | 59    | A Iowa         | 76 89 | 110   | H Creighton      | 81 72 |
|                           |             |                |       |          |       | 61    | A South Dakota | 87 92 | 128   | H Iowa St.       | 74 70 |
|                           |             |                |       |          |       | 91    | A Missouri St. | 82 75 | 136   | A Southern Ill.  | 71 64 |
|                           |             |                |       |          |       | 91    | H Missouri St. | 95 72 | 136   | H Southern Ill.  | 67 77 |
|                           |             |                |       |          |       | 92    | H North Dakota | 73 63 | 175   | A Loyola Chicago | 81 65 |
|                           |             |                |       |          |       | 95    | A UNI          | 74 85 | 175   | H Loyola Chicago | 91 61 |
|                           |             |                |       |          |       | 95    | H UNI          | 73 79 | 193   | N Tulsa          | 91 80 |
|                           |             |                |       |          |       |       |                |       | 197   | A Wisconsin      | 89 70 |
|                           |             |                |       |          |       |       |                |       | 207   | A UNLV           | 76 68 |
|                           |             |                |       |          |       |       |                |       | 227   | A Indiana St.    | 53 68 |
|                           |             |                |       |          |       |       |                |       | 227   | H Indiana St.    | 80 55 |
|                           |             |                |       |          |       |       |                |       | 260   | A Northern Ill.  | 73 87 |
|                           |             |                |       |          |       |       |                |       | 290   | A Wichita St.    | 87 56 |
|                           |             |                |       |          |       |       |                |       | 290   | H Wichita St.    | 81 59 |
|                           |             |                |       |          |       |       |                |       | 303   | A Bradley        | 76 64 |
|                           |             |                |       |          |       |       |                |       | 303   | H Bradley        | 78 45 |
|                           |             |                |       |          |       |       |                |       | 316   | A Illinois St.   | 98 58 |
|                           |             |                |       |          |       |       |                |       | 316   | H Illinois St.   | 76 41 |
|                           |             |                |       |          |       |       |                |       | 332   | A Evansville     | 86 66 |
|                           |             |                |       |          |       |       |                |       | 332   | H Evansville     | 94 52 |
| LAST 12 Division I GAMES: |             |                |       |          |       |       |                |       |       |                  |       |
| 136                       | A           | Southern Ill.  | 71    | 64       | 316   | A     | Illinois St.   | 98    | 58    |                  |       |
| 332                       | A           | Evansville     | 86    | 66       | 91    | H     | Missouri St.   | 95    | 72    |                  |       |
| 303                       | H           | Bradley        | 78    | 45       | 290   | H     | Wichita St.    | 81    | 59    |                  |       |
| 175                       | H           | Loyola Chicago | 91    | 61       | 175   | A     | Loyola Chicago | 81    | 65    |                  |       |
| 95                        | A           | UNI            | 74    | 85       | 303   | A     | Bradley        | 76    | 64    |                  |       |
| 227                       | A           | Indiana St.    | 53    | 68       | 95    | H     | UNI            | 73    | 79    |                  |       |

Non-Div I Games: William Penn 100 61

Drake

Loss, Non-Conf, S Site, H Home A Away N Neutral

|                   |          |           |                |            |             |               |      |      |       |           |
|-------------------|----------|-----------|----------------|------------|-------------|---------------|------|------|-------|-----------|
| Average RPI Win:  | 178      | WON-LOST  | WINNING        | LAST 10    | STRENGTH OF | OPP. STRENGTH | TEAM | ADJ. | CONF. | ADJ CONF. |
| Average RPI Loss: | 83       | RECORD    | PCT. RANK      | GAMES      | SCHEDULE    | OF SCHEDULE   | RPI  | RPI  | RPI   | RPI       |
| DIV. I ONLY       | 17- 12   | 124       | 7- 3           | 63         | 109         | 79            | 79   | 13   | 13    |           |
| DIV. I NON-CONF.  | 4- 7     | 222       | 0- 0           | 11         | 36          | 116           | 116  | 11   | 11    |           |
| TOTALS            | RPI 1-25 | RPI 26-50 | W-L RECORDS    | RPI 51-100 | RPI 101-150 | RPI 150+      |      |      |       |           |
| 17- 12            | 0- 2     | 1- 3      | OVERALL        | 4- 3       | 0- 1        | 12- 3         |      |      |       |           |
| 10- 3             | 0- 0     | 1- 1      | HOME           | 3- 1       | 0- 0        | 6- 1          |      |      |       |           |
| 7- 7              | 0- 2     | 0- 2      | AWAY           | 1- 1       | 0- 1        | 6- 1          |      |      |       |           |
| 0- 2              | 0- 0     | 0- 0      | NEUTRAL        | 0- 1       | 0- 0        | 0- 1          |      |      |       |           |
| 4- 7              | 0- 2     | 1- 1      | NON-CONFERENCE | 1- 2       | 0- 1        | 2- 1          |      |      |       |           |
| 3- 1              | 0- 0     | 1- 0      | HOME           | 1- 1       | 0- 0        | 1- 0          |      |      |       |           |
| 1- 4              | 0- 2     | 0- 1      | AWAY           | 0- 0       | 0- 1        | 1- 0          |      |      |       |           |
| 0- 2              | 0- 0     | 0- 0      | NEUTRAL        | 0- 1       | 0- 0        | 0- 1          |      |      |       |           |
| 13- 5             | 0- 0     | 0- 2      | CONFERENCE     | 3- 1       | 0- 0        | 10- 2         |      |      |       |           |
| 7- 2              | 0- 0     | 0- 1      | HOME           | 2- 0       | 0- 0        | 5- 1          |      |      |       |           |
| 6- 3              | 0- 0     | 0- 1      | AWAY           | 1- 1       | 0- 0        | 5- 1          |      |      |       |           |
| 0- 0              | 0- 0     | 0- 0      | NEUTRAL        | 0- 0       | 0- 0        | 0- 0          |      |      |       |           |

| RPI 1-25                  |   |                |       | RPI 26-50 |   |                    |       | RPI 51-100 Team's RPI: 79 |   |            |       | RPI 101+ |   |                    |       |
|---------------------------|---|----------------|-------|-----------|---|--------------------|-------|---------------------------|---|------------|-------|----------|---|--------------------|-------|
| RPI                       | S | Opponent       | Score | RPI       | S | Opponent           | Score | RPI                       | S | Opponent   | Score | RPI      | S | Opponent           | Score |
| 13                        | A | Syracuse       | 62 83 | 34        | A | James Madison      | 56 67 | 54                        | N | Villanova  | 55 67 | 115      | A | Saint Joseph's     | 46 53 |
| 20                        | A | South Fla.     | 58 73 | 34        | H | James Madison      | 55 59 | 65                        | A | Hofstra    | 54 61 | 158      | A | Northeastern       | 53 49 |
|                           |   |                |       | 36        | A | Penn               | 67 72 | 65                        | H | Hofstra    | 67 64 | 158      | H | Northeastern       | 65 73 |
|                           |   |                |       | 37        | H | St. Bonaventure    | 58 46 | 74                        | H | Vanderbilt | 64 74 | 162      | N | Montana            | 50 58 |
|                           |   |                |       |           |   |                    |       | 86                        | H | Quinnipiac | 62 49 | 163      | A | Delaware           | 54 53 |
|                           |   |                |       |           |   |                    |       | 89                        | A | Elon       | 54 47 | 163      | H | Delaware           | 47 43 |
|                           |   |                |       |           |   |                    |       | 89                        | H | Elon       | 74 31 | 202      | A | William & Mary     | 67 50 |
|                           |   |                |       |           |   |                    |       |                           |   |            |       | 202      | H | William & Mary     | 69 53 |
|                           |   |                |       |           |   |                    |       |                           |   |            |       | 203      | A | Hampton            | 57 36 |
|                           |   |                |       |           |   |                    |       |                           |   |            |       | 214      | H | Dartmouth          | 69 53 |
|                           |   |                |       |           |   |                    |       |                           |   |            |       | 226      | A | Col. of Charleston | 46 49 |
|                           |   |                |       |           |   |                    |       |                           |   |            |       | 226      | H | Col. of Charleston | 66 54 |
|                           |   |                |       |           |   |                    |       |                           |   |            |       | 269      | A | UNCW               | 71 57 |
|                           |   |                |       |           |   |                    |       |                           |   |            |       | 269      | H | UNCW               | 66 60 |
|                           |   |                |       |           |   |                    |       |                           |   |            |       | 295      | A | Towson             | 74 33 |
|                           |   |                |       |           |   |                    |       |                           |   |            |       | 295      | H | Towson             | 56 40 |
| LAST 12 Division I GAMES: |   |                |       |           |   |                    |       |                           |   |            |       |          |   |                    |       |
| 295                       | A | Towson         | 74 33 | 34        | H | James Madison      | 55 59 |                           |   |            |       |          |   |                    |       |
| 202                       | H | William & Mary | 69 53 | 226       | A | Col. of Charleston | 46 49 |                           |   |            |       |          |   |                    |       |
| 65                        | A | Hofstra        | 54 61 | 269       | A | UNCW               | 71 57 |                           |   |            |       |          |   |                    |       |
| 89                        | A | Elon           | 54 47 | 163       | H | Delaware           | 47 43 |                           |   |            |       |          |   |                    |       |
| 295                       | H | Towson         | 56 40 | 65        | H | Hofstra            | 67 64 |                           |   |            |       |          |   |                    |       |
| 269                       | H | UNCW           | 66 60 | 158       | A | Northeastern       | 53 49 |                           |   |            |       |          |   |                    |       |

Non-Div I Games:

Drexel

■ Loss, 
■ Non-Conf, 
■ S Site, 
■ H Home 
■ A Away 
N Neutral

|                   |          |           |                |            |             |               |      |      |       |           |
|-------------------|----------|-----------|----------------|------------|-------------|---------------|------|------|-------|-----------|
| Average RPI Win:  | 161      | WON-LOST  | WINNING        | LAST 10    | STRENGTH OF | OPP. STRENGTH | TEAM | ADJ. | CONF. | ADJ CONF. |
| Average RPI Loss: | 31       | RECORD    | PCT. RANK      | GAMES      | SCHEDULE    | OF SCHEDULE   | RPI  | RPI  | RPI   | RPI       |
| DIV. I ONLY       | 20- 12   | 101       | 4- 6           | 23         | 39          | 47            | 47   | 4    | 4     |           |
| DIV. I NON-CONF.  | 11- 3    | 54        | 0- 0           | 56         | 71          | 31            | 31   | 5    | 5     |           |
| TOTALS            | RPI 1-25 | RPI 26-50 | W-L RECORDS    | RPI 51-100 | RPI 101-150 | RPI 150+      |      |      |       |           |
| 20- 12            | 0- 8     | 1- 2      | OVERALL        | 2- 1       | 9- 1        | 8- 0          |      |      |       |           |
| 11- 5             | 0- 3     | 0- 1      | HOME           | 2- 1       | 4- 0        | 5- 0          |      |      |       |           |
| 5- 6              | 0- 4     | 1- 1      | AWAY           | 0- 0       | 2- 1        | 2- 0          |      |      |       |           |
| 4- 1              | 0- 1     | 0- 0      | NEUTRAL        | 0- 0       | 3- 0        | 1- 0          |      |      |       |           |
| 11- 3             | 0- 3     | 1- 0      | NON-CONFERENCE | 2- 0       | 3- 0        | 5- 0          |      |      |       |           |
| 7- 1              | 0- 1     | 0- 0      | HOME           | 2- 0       | 1- 0        | 4- 0          |      |      |       |           |
| 1- 2              | 0- 2     | 1- 0      | AWAY           | 0- 0       | 0- 0        | 0- 0          |      |      |       |           |
| 3- 0              | 0- 0     | 0- 0      | NEUTRAL        | 0- 0       | 2- 0        | 1- 0          |      |      |       |           |
| 9- 9              | 0- 5     | 0- 2      | CONFERENCE     | 0- 1       | 6- 1        | 3- 0          |      |      |       |           |
| 4- 4              | 0- 2     | 0- 1      | HOME           | 0- 1       | 3- 0        | 1- 0          |      |      |       |           |
| 4- 4              | 0- 2     | 0- 1      | AWAY           | 0- 0       | 2- 1        | 2- 0          |      |      |       |           |
| 1- 1              | 0- 1     | 0- 0      | NEUTRAL        | 0- 0       | 1- 0        | 0- 0          |      |      |       |           |

| RPI S                     | Opponent         | Score | RPI S | Opponent             | Score | Team's RPI: 47 | RPI S | Opponent          | Score | RPI S | Opponent         | Score |
|---------------------------|------------------|-------|-------|----------------------|-------|----------------|-------|-------------------|-------|-------|------------------|-------|
| 1                         | H Notre Dame     | 61 68 | 26    | A Miami (FL)         | 53 61 |                | 68    | H Army West Point | 72 61 | 109   | H Virginia       | 67 52 |
| 1                         | N Notre Dame     | 54 83 | 36    | A Penn               | 57 50 |                | 72    | H Georgia Tech    | 59 64 | 109   | N Virginia       | 57 53 |
| 4                         | A South Carolina | 55 66 | 50    | H North Carolina St. | 62 65 |                | 81    | H Minnesota       | 84 64 | 118   | H Boston College | 71 51 |
| 12                        | A Kentucky       | 61 71 |       |                      |       |                |       |                   |       | 120   | A Virginia Tech  | 66 62 |
| 13                        | A Syracuse       | 50 86 |       |                      |       |                |       |                   |       | 125   | A Pittsburgh     | 70 48 |
| 15                        | A Louisville     | 48 65 |       |                      |       |                |       |                   |       | 127   | H Liberty        | 79 41 |
| 16                        | H Florida St.    | 53 69 |       |                      |       |                |       |                   |       | 128   | N Iowa St.       | 86 48 |
| 19                        | H Texas A&M      | 66 72 |       |                      |       |                |       |                   |       | 135   | N Idaho          | 74 68 |
|                           |                  |       |       |                      |       |                |       |                   |       | 139   | A Wake Forest    | 58 64 |
|                           |                  |       |       |                      |       |                |       |                   |       | 139   | H Wake Forest    | 95 68 |
|                           |                  |       |       |                      |       |                |       |                   |       | 153   | A North Carolina | 93 57 |
|                           |                  |       |       |                      |       |                |       |                   |       | 153   | H North Carolina | 71 55 |
|                           |                  |       |       |                      |       |                |       |                   |       | 221   | H Massachusetts  | 70 46 |
|                           |                  |       |       |                      |       |                |       |                   |       | 243   | N Texas St.      | 85 34 |
|                           |                  |       |       |                      |       |                |       |                   |       | 258   | A Clemson        | 72 43 |
|                           |                  |       |       |                      |       |                |       |                   |       | 269   | H UNCW           | 78 56 |
|                           |                  |       |       |                      |       |                |       |                   |       | 300   | H Western Caro.  | 84 47 |
|                           |                  |       |       |                      |       |                |       |                   |       | 326   | H Winthrop       | 78 50 |
| LAST 12 Division I GAMES: |                  |       |       |                      |       |                |       |                   |       |       |                  |       |
| 1                         | N Notre Dame     | 54 83 | 16    | H Florida St.        | 53 69 |                |       |                   |       |       |                  |       |
| 109                       | N Virginia       | 57 53 | 26    | A Miami (FL)         | 53 61 |                |       |                   |       |       |                  |       |
| 153                       | A North Carolina | 93 57 | 109   | H Virginia           | 67 52 |                |       |                   |       |       |                  |       |
| 72                        | H Georgia Tech   | 59 64 | 1     | H Notre Dame         | 61 68 |                |       |                   |       |       |                  |       |
| 120                       | A Virginia Tech  | 66 62 | 125   | A Pittsburgh         | 70 48 |                |       |                   |       |       |                  |       |
| 139                       | A Wake Forest    | 58 64 | 153   | H North Carolina     | 71 55 |                |       |                   |       |       |                  |       |

Non-Div I Games:

Duke

■ Loss, 
■ Non-Conf, S Site, 
■ Home 
■ Away 
N Neutral

| Average RPI Win:  | 166      | WON-LOST  | WINNING        | LAST 10    | STRENGTH OF | OPP. STRENGTH | TEAM | ADJ. | CONF. | ADJ CONF. |
|-------------------|----------|-----------|----------------|------------|-------------|---------------|------|------|-------|-----------|
| Average RPI Loss: | 34       | RECORD    | PCT. RANK      | GAMES      | SCHEDULE    | OF SCHEDULE   | RPI  | RPI  | RPI   | RPI       |
| DIV. I ONLY       | 26- 5    | 20        | 7- 3           | 79         | 110         | 18            | 18   | 7    | 7     |           |
| DIV. I NON-CONF.  | 11- 1    | 16        | 0- 0           | 121        | 265         | 20            | 20   | 8    | 8     |           |
| TOTALS            | RPI 1-25 | RPI 26-50 | W-L RECORDS    | RPI 51-100 | RPI 101-150 | RPI 150+      |      |      |       |           |
| 26- 5             | 0- 2     | 3- 2      | OVERALL        | 5- 1       | 3- 0        | 15- 0         |      |      |       |           |
| 11- 1             | 0- 1     | 3- 0      | HOME           | 1- 0       | 1- 0        | 6- 0          |      |      |       |           |
| 12- 3             | 0- 0     | 0- 2      | AWAY           | 3- 1       | 2- 0        | 7- 0          |      |      |       |           |
| 3- 1              | 0- 1     | 0- 0      | NEUTRAL        | 1- 0       | 0- 0        | 2- 0          |      |      |       |           |
| 11- 1             | 0- 0     | 2- 1      | NON-CONFERENCE | 1- 0       | 2- 0        | 6- 0          |      |      |       |           |
| 4- 0              | 0- 0     | 2- 0      | HOME           | 0- 0       | 0- 0        | 2- 0          |      |      |       |           |
| 6- 1              | 0- 0     | 0- 1      | AWAY           | 1- 0       | 2- 0        | 3- 0          |      |      |       |           |
| 1- 0              | 0- 0     | 0- 0      | NEUTRAL        | 0- 0       | 0- 0        | 1- 0          |      |      |       |           |
| 15- 4             | 0- 2     | 1- 1      | CONFERENCE     | 4- 1       | 1- 0        | 9- 0          |      |      |       |           |
| 7- 1              | 0- 1     | 1- 0      | HOME           | 1- 0       | 1- 0        | 4- 0          |      |      |       |           |
| 6- 2              | 0- 0     | 0- 1      | AWAY           | 2- 1       | 0- 0        | 4- 0          |      |      |       |           |
| 2- 1              | 0- 1     | 0- 0      | NEUTRAL        | 1- 0       | 0- 0        | 1- 0          |      |      |       |           |

| RPI S                     | Opponent          | Score | RPI S | Opponent        | Score | RPI S | Opponent      | Score | RPI S | Opponent       | Score |
|---------------------------|-------------------|-------|-------|-----------------|-------|-------|---------------|-------|-------|----------------|-------|
| 24 H                      | George Washington | 52 70 | 33 A  | Princeton       | 66 94 | 53 A  | Saint Louis   | 81 84 | 115 H | Saint Joseph's | 73 59 |
| 24 N                      | George Washington | 60 63 | 37 A  | St. Bonaventure | 48 60 | 53 N  | Saint Louis   | 56 52 | 125 A | Pittsburgh     | 79 65 |
|                           |                   |       | 37 H  | St. Bonaventure | 74 62 | 69 A  | Central Mich. | 68 49 | 130 A | Buffalo        | 79 62 |
|                           |                   |       | 42 H  | Ohio            | 64 47 | 70 A  | VCU           | 71 67 | 161 H | Fordham        | 55 40 |
|                           |                   |       | 43 H  | St. John's (NY) | 76 57 | 83 A  | Dayton        | 76 72 | 161 N | Fordham        | 70 65 |
|                           |                   |       |       |                 |       | 83 H  | Dayton        | 89 58 | 169 A | George Mason   | 72 56 |
|                           |                   |       |       |                 |       |       |               |       | 172 A | New Mexico     | 78 69 |
|                           |                   |       |       |                 |       |       |               |       | 190 A | Davidson       | 77 62 |
|                           |                   |       |       |                 |       |       |               |       | 198 A | Richmond       | 65 44 |
|                           |                   |       |       |                 |       |       |               |       | 213 A | Rhode Island   | 79 70 |
|                           |                   |       |       |                 |       |       |               |       | 213 H | Rhode Island   | 61 56 |
|                           |                   |       |       |                 |       |       |               |       | 218 N | N.C. A&T       | 81 67 |
|                           |                   |       |       |                 |       |       |               |       | 221 H | Massachusetts  | 73 64 |
|                           |                   |       |       |                 |       |       |               |       | 280 H | La Salle       | 74 49 |
|                           |                   |       |       |                 |       |       |               |       | 281 H | UMES           | 95 59 |
|                           |                   |       |       |                 |       |       |               |       | 328 H | Howard         | 86 62 |
|                           |                   |       |       |                 |       |       |               |       | 329 A | Lafayette      | 73 65 |
|                           |                   |       |       |                 |       |       |               |       | 338 A | Saint Peter's  | 63 38 |
| LAST 12 Division I GAMES: |                   |       |       |                 |       |       |               |       |       |                |       |
| 24 N                      | George Washington | 60 63 | 53 A  | Saint Louis     | 81 84 |       |               |       |       |                |       |
| 53 N                      | Saint Louis       | 56 52 | 115 H | Saint Joseph's  | 73 59 |       |               |       |       |                |       |
| 161 N                     | Fordham           | 70 65 | 213 H | Rhode Island    | 61 56 |       |               |       |       |                |       |
| 37 A                      | St. Bonaventure   | 48 60 | 190 A | Davidson        | 77 62 |       |               |       |       |                |       |
| 280 H                     | La Salle          | 74 49 | 221 H | Massachusetts   | 73 64 |       |               |       |       |                |       |
| 83 A                      | Dayton            | 76 72 | 70 A  | VCU             | 71 67 |       |               |       |       |                |       |

Non-Div I Games: Slippery Rock 79 54

Duquesne

|                   |          |           |                |            |             |               |      |      |       |           |
|-------------------|----------|-----------|----------------|------------|-------------|---------------|------|------|-------|-----------|
| Average RPI Win:  | 244      | WON-LOST  | WINNING        | LAST 10    | STRENGTH OF | OPP. STRENGTH | TEAM | ADJ. | CONF. | ADJ CONF. |
| Average RPI Loss: | 123      | RECORD    | PCT. RANK      | GAMES      | SCHEDULE    | OF SCHEDULE   | RPI  | RPI  | RPI   | RPI       |
| DIV. I ONLY       | 13- 14   | 184       | 5- 5           | 196        | 175         | 166           | 166  | 17   | 17    |           |
| DIV. I NON-CONF.  | 5- 7     | 198       | 0- 0           | 149        | 127         | 147           | 147  | 15   | 15    |           |
| TOTALS            | RPI 1-25 | RPI 26-50 | W-L RECORDS    | RPI 51-100 | RPI 101-150 | RPI 150+      |      |      |       |           |
| 13- 14            | 0- 0     | 0- 3      | OVERALL        | 0- 2       | 2- 5        | 11- 4         |      |      |       |           |
| 7- 3              | 0- 0     | 0- 1      | HOME           | 0- 0       | 1- 2        | 6- 0          |      |      |       |           |
| 6- 10             | 0- 0     | 0- 2      | AWAY           | 0- 2       | 1- 3        | 5- 3          |      |      |       |           |
| 0- 1              | 0- 0     | 0- 0      | NEUTRAL        | 0- 0       | 0- 0        | 0- 1          |      |      |       |           |
| 5- 7              | 0- 0     | 0- 1      | NON-CONFERENCE | 0- 2       | 1- 2        | 4- 2          |      |      |       |           |
| 3- 0              | 0- 0     | 0- 0      | HOME           | 0- 0       | 1- 0        | 2- 0          |      |      |       |           |
| 2- 7              | 0- 0     | 0- 1      | AWAY           | 0- 2       | 0- 2        | 2- 2          |      |      |       |           |
| 0- 0              | 0- 0     | 0- 0      | NEUTRAL        | 0- 0       | 0- 0        | 0- 0          |      |      |       |           |
| 8- 7              | 0- 0     | 0- 2      | CONFERENCE     | 0- 0       | 1- 3        | 7- 2          |      |      |       |           |
| 4- 3              | 0- 0     | 0- 1      | HOME           | 0- 0       | 0- 2        | 4- 0          |      |      |       |           |
| 4- 3              | 0- 0     | 0- 1      | AWAY           | 0- 0       | 1- 1        | 3- 1          |      |      |       |           |
| 0- 1              | 0- 0     | 0- 0      | NEUTRAL        | 0- 0       | 0- 0        | 0- 1          |      |      |       |           |

| RPI 1-25                  |   |          |       | RPI 26-50 |   |               |       | RPI 51-100 |   |            |       | RPI 101+ |   |                 |       | Team's RPI: 166 |  |
|---------------------------|---|----------|-------|-----------|---|---------------|-------|------------|---|------------|-------|----------|---|-----------------|-------|-----------------|--|
| RPI                       | S | Opponent | Score | RPI       | S | Opponent      | Score | RPI        | S | Opponent   | Score | RPI      | S | Opponent        | Score |                 |  |
|                           |   |          |       | 27        | A | Tennessee     | 49 85 | 74         | A | Vanderbilt | 39 65 | 101      | A | Iona            | 50 56 |                 |  |
|                           |   |          |       | 41        | A | Chattanooga   | 42 66 | 89         | A | Elon       | 38 50 | 112      | A | Samford         | 47 55 |                 |  |
|                           |   |          |       | 41        | H | Chattanooga   | 57 65 |            |   |            |       | 112      | H | Samford         | 51 56 |                 |  |
|                           |   |          |       |           |   |               |       |            |   |            |       | 114      | A | Mercer          | 55 53 |                 |  |
|                           |   |          |       |           |   |               |       |            |   |            |       | 114      | H | Mercer          | 45 61 |                 |  |
|                           |   |          |       |           |   |               |       |            |   |            |       | 132      | H | UNC Asheville   | 74 68 |                 |  |
|                           |   |          |       |           |   |               |       |            |   |            |       | 139      | A | Wake Forest     | 52 69 |                 |  |
|                           |   |          |       |           |   |               |       |            |   |            |       | 154      | A | Old Dominion    | 56 52 |                 |  |
|                           |   |          |       |           |   |               |       |            |   |            |       | 177      | A | Eastern Ky.     | 41 64 |                 |  |
|                           |   |          |       |           |   |               |       |            |   |            |       | 190      | A | Davidson        | 65 58 |                 |  |
|                           |   |          |       |           |   |               |       |            |   |            |       | 215      | A | Furman          | 77 81 |                 |  |
|                           |   |          |       |           |   |               |       |            |   |            |       | 215      | H | Furman          | 68 64 |                 |  |
|                           |   |          |       |           |   |               |       |            |   |            |       | 215      | N | Furman          | 68 71 |                 |  |
|                           |   |          |       |           |   |               |       |            |   |            |       | 261      | A | Appalachian St. | 52 70 |                 |  |
|                           |   |          |       |           |   |               |       |            |   |            |       | 267      | H | Campbell        | 70 55 |                 |  |
|                           |   |          |       |           |   |               |       |            |   |            |       | 270      | H | Austin Peay     | 80 76 |                 |  |
|                           |   |          |       |           |   |               |       |            |   |            |       | 300      | A | Western Caro.   | 45 43 |                 |  |
|                           |   |          |       |           |   |               |       |            |   |            |       | 300      | H | Western Caro.   | 74 62 |                 |  |
|                           |   |          |       |           |   |               |       |            |   |            |       | 305      | A | Wofford         | 70 54 |                 |  |
|                           |   |          |       |           |   |               |       |            |   |            |       | 305      | H | Wofford         | 70 69 |                 |  |
|                           |   |          |       |           |   |               |       |            |   |            |       | 311      | A | UNCG            | 80 77 |                 |  |
|                           |   |          |       |           |   |               |       |            |   |            |       | 311      | H | UNCG            | 89 73 |                 |  |
| LAST 12 Division I GAMES: |   |          |       |           |   |               |       |            |   |            |       |          |   |                 |       |                 |  |
|                           |   |          |       | 215       | N | Furman        | 68 71 |            |   |            |       | 215      | H | Furman          | 68 64 |                 |  |
|                           |   |          |       | 41        | A | Chattanooga   | 42 66 |            |   |            |       | 305      | H | Wofford         | 70 69 |                 |  |
|                           |   |          |       | 112       | H | Samford       | 51 56 |            |   |            |       | 41       | H | Chattanooga     | 57 65 |                 |  |
|                           |   |          |       | 114       | H | Mercer        | 45 61 |            |   |            |       | 114      | A | Mercer          | 55 53 |                 |  |
|                           |   |          |       | 311       | A | UNCG          | 80 77 |            |   |            |       | 112      | A | Samford         | 47 55 |                 |  |
|                           |   |          |       | 300       | A | Western Caro. | 45 43 |            |   |            |       | 300      | H | Western Caro.   | 74 62 |                 |  |

Non-Div I Games: Armstrong St. 62 52 Lees-McRae 73 46 Brevard 69 46

ETSU

Loss, Non-Conf, S Site, H Home A Away N Neutral

# East Carolina

Through Games Of March 7, 2016

|                   |          |           |                |            |             |               |      |      |       |           |
|-------------------|----------|-----------|----------------|------------|-------------|---------------|------|------|-------|-----------|
| Average RPI Win:  | 239      | WON-LOST  | WINNING        | LAST 10    | STRENGTH OF | OPP. STRENGTH | TEAM | ADJ. | CONF. | ADJ CONF. |
| Average RPI Loss: | 75       | RECORD    | PCT. RANK      | GAMES      | SCHEDULE    | OF SCHEDULE   | RPI  | RPI  | RPI   | RPI       |
| DIV. I ONLY       | 13- 19   | 229       | 4- 6           | 76         | 90          | 149           | 149  | 9    | 9     |           |
| DIV. I NON-CONF.  | 6- 6     | 160       | 0- 0           | 33         | 196         | 106           | 106  | 7    | 7     |           |
| TOTALS            | RPI 1-25 | RPI 26-50 | W-L RECORDS    | RPI 51-100 | RPI 101-150 | RPI 150+      |      |      |       |           |
| 13- 19            | 0- 6     | 0- 2      | OVERALL        | 0- 5       | 0- 3        | 13- 3         |      |      |       |           |
| 5- 6              | 0- 2     | 0- 0      | HOME           | 0- 2       | 0- 1        | 5- 1          |      |      |       |           |
| 5- 7              | 0- 2     | 0- 0      | AWAY           | 0- 2       | 0- 1        | 5- 2          |      |      |       |           |
| 3- 6              | 0- 2     | 0- 2      | NEUTRAL        | 0- 1       | 0- 1        | 3- 0          |      |      |       |           |
| 6- 6              | 0- 1     | 0- 2      | NON-CONFERENCE | 0- 2       | 0- 1        | 6- 0          |      |      |       |           |
| 2- 0              | 0- 0     | 0- 0      | HOME           | 0- 0       | 0- 0        | 2- 0          |      |      |       |           |
| 2- 1              | 0- 0     | 0- 0      | AWAY           | 0- 1       | 0- 0        | 2- 0          |      |      |       |           |
| 2- 5              | 0- 1     | 0- 2      | NEUTRAL        | 0- 1       | 0- 1        | 2- 0          |      |      |       |           |
| 7- 13             | 0- 5     | 0- 0      | CONFERENCE     | 0- 3       | 0- 2        | 7- 3          |      |      |       |           |
| 3- 6              | 0- 2     | 0- 0      | HOME           | 0- 2       | 0- 1        | 3- 1          |      |      |       |           |
| 3- 6              | 0- 2     | 0- 0      | AWAY           | 0- 1       | 0- 1        | 3- 2          |      |      |       |           |
| 1- 1              | 0- 1     | 0- 0      | NEUTRAL        | 0- 0       | 0- 0        | 1- 0          |      |      |       |           |

| RPI                       | S | Opponent         | Score | RPI | S | Opponent      | Score | RPI | S | Opponent     | Score | RPI | S | Opponent           | Score | Team's RPI: 149 |
|---------------------------|---|------------------|-------|-----|---|---------------|-------|-----|---|--------------|-------|-----|---|--------------------|-------|-----------------|
| 3                         | A | UConn            | 46 92 | 41  | N | Chattanooga   | 61 72 | 57  | A | Auburn       | 69 83 | 110 | N | Creighton          | 66 91 |                 |
| 3                         | H | UConn            | 41 84 | 42  | N | Ohio          | 61 64 | 71  | H | Temple       | 63 83 | 111 | A | Memphis            | 83 93 |                 |
| 3                         | N | UConn            | 51 92 |     |   |               |       | 73  | A | Tulane       | 73 78 | 111 | H | Memphis            | 78 79 |                 |
| 4                         | N | South Carolina   | 57 88 |     |   |               |       | 73  | H | Tulane       | 51 66 | 163 | A | Delaware           | 68 58 |                 |
| 20                        | A | South Fla.       | 54 75 |     |   |               |       | 100 | N | Northwestern | 75 78 | 178 | N | Eastern Wash.      | 80 62 |                 |
| 20                        | H | South Fla.       | 59 61 |     |   |               |       |     |   |              |       | 191 | N | UTRGV              | 70 59 |                 |
|                           |   |                  |       |     |   |               |       |     |   |              |       | 193 | A | Tulsa              | 79 81 |                 |
|                           |   |                  |       |     |   |               |       |     |   |              |       | 193 | H | Tulsa              | 54 55 |                 |
|                           |   |                  |       |     |   |               |       |     |   |              |       | 195 | A | SMU                | 67 74 |                 |
|                           |   |                  |       |     |   |               |       |     |   |              |       | 195 | H | SMU                | 78 61 |                 |
|                           |   |                  |       |     |   |               |       |     |   |              |       | 208 | H | Presbyterian       | 84 57 |                 |
|                           |   |                  |       |     |   |               |       |     |   |              |       | 239 | A | Cincinnati         | 77 55 |                 |
|                           |   |                  |       |     |   |               |       |     |   |              |       | 239 | H | Cincinnati         | 63 60 |                 |
|                           |   |                  |       |     |   |               |       |     |   |              |       | 239 | N | Cincinnati         | 70 61 |                 |
|                           |   |                  |       |     |   |               |       |     |   |              |       | 277 | A | UCF                | 71 56 |                 |
|                           |   |                  |       |     |   |               |       |     |   |              |       | 285 | A | Houston            | 68 59 |                 |
|                           |   |                  |       |     |   |               |       |     |   |              |       | 285 | H | Houston            | 76 70 |                 |
|                           |   |                  |       |     |   |               |       |     |   |              |       | 296 | H | Alcorn             | 87 58 |                 |
|                           |   |                  |       |     |   |               |       |     |   |              |       | 313 | A | A&M-Corpus Christi | 82 46 |                 |
| LAST 12 Division I GAMES: |   |                  |       |     |   |               |       |     |   |              |       |     |   |                    |       |                 |
|                           |   | 3 N UConn        | 51 92 |     |   | 285 A Houston | 68 59 |     |   |              |       |     |   |                    |       |                 |
|                           |   | 239 N Cincinnati | 70 61 |     |   | 111 H Memphis | 78 79 |     |   |              |       |     |   |                    |       |                 |
|                           |   | 195 H SMU        | 78 61 |     |   | 195 A SMU     | 67 74 |     |   |              |       |     |   |                    |       |                 |
|                           |   | 111 A Memphis    | 83 93 |     |   | 3 A UConn     | 46 92 |     |   |              |       |     |   |                    |       |                 |
|                           |   | 239 A Cincinnati | 77 55 |     |   | 193 H Tulsa   | 54 55 |     |   |              |       |     |   |                    |       |                 |
|                           |   | 3 H UConn        | 41 84 |     |   | 71 H Temple   | 63 83 |     |   |              |       |     |   |                    |       |                 |

Non-Div I Games:

East Carolina

Loss, Non-Conf, S Site, H Home A Away N Neutral

| Average RPI Win: 208  |          | WON-LOST | WINNING   | LAST 10 | STRENGTH OF    | OPP. STRENGTH | TEAM       | ADJ. | CONF.       | ADJ CONF. |
|-----------------------|----------|----------|-----------|---------|----------------|---------------|------------|------|-------------|-----------|
| Average RPI Loss: 202 |          | RECORD   | PCT. RANK | GAMES   | SCHEDULE       | OF SCHEDULE   | RPI        | RPI  | RPI         | RPI       |
| DIV. I ONLY           |          | 3- 25    | 340       | 2- 8    | 240            | 282           | 340        | 340  | 24          | 24        |
| DIV. I NON-CONF.      |          | 1- 11    | 336       | 0- 0    | 183            | 317           | 325        | 325  | 24          | 24        |
| TOTALS                | RPI 1-25 |          | RPI 26-50 |         | W-L RECORDS    |               | RPI 51-100 |      | RPI 101-150 | RPI 150+  |
| 3- 25                 | 0- 0     |          | 0- 0      |         | OVERALL        |               | 0- 2       |      | 1- 6        | 2- 17     |
| 3- 10                 | 0- 0     |          | 0- 0      |         | HOME           |               | 0- 0       |      | 1- 3        | 2- 7      |
| 0- 15                 | 0- 0     |          | 0- 0      |         | AWAY           |               | 0- 2       |      | 0- 3        | 0- 10     |
| 0- 0                  | 0- 0     |          | 0- 0      |         | NEUTRAL        |               | 0- 0       |      | 0- 0        | 0- 0      |
| 1- 11                 | 0- 0     |          | 0- 0      |         | NON-CONFERENCE |               | 0- 1       |      | 1- 2        | 0- 8      |
| 1- 4                  | 0- 0     |          | 0- 0      |         | HOME           |               | 0- 0       |      | 1- 1        | 0- 3      |
| 0- 7                  | 0- 0     |          | 0- 0      |         | AWAY           |               | 0- 1       |      | 0- 1        | 0- 5      |
| 0- 0                  | 0- 0     |          | 0- 0      |         | NEUTRAL        |               | 0- 0       |      | 0- 0        | 0- 0      |
| 2- 14                 | 0- 0     |          | 0- 0      |         | CONFERENCE     |               | 0- 1       |      | 0- 4        | 2- 9      |
| 2- 6                  | 0- 0     |          | 0- 0      |         | HOME           |               | 0- 0       |      | 0- 2        | 2- 4      |
| 0- 8                  | 0- 0     |          | 0- 0      |         | AWAY           |               | 0- 1       |      | 0- 2        | 0- 5      |
| 0- 0                  | 0- 0     |          | 0- 0      |         | NEUTRAL        |               | 0- 0       |      | 0- 0        | 0- 0      |

[illegible]

Non-Div I Games:

Eastern Ill.

Loss, Non-Conf, S Site, H Home A Away N Neutral



Eastern Ky.

Through Games Of March 7, 2016

| Average RPI Win:  | 262      | WON-LOST  | WINNING        | LAST 10    | STRENGTH OF | OPP. STRENGTH | TEAM | ADJ. | CONF. | ADJ CONF. |
|-------------------|----------|-----------|----------------|------------|-------------|---------------|------|------|-------|-----------|
| Average RPI Loss: | 142      | RECORD    | PCT. RANK      | GAMES      | SCHEDULE    | OF SCHEDULE   | RPI  | RPI  | RPI   | RPI       |
| DIV. I ONLY       | 16- 12   | 135       | 7- 3           | 268        | 251         | 177           | 177  | 24   | 24    |           |
| DIV. I NON-CONF.  | 4- 5     | 193       | 0- 0           | 146        | 184         | 170           | 170  | 24   | 24    |           |
| TOTALS            | RPI 1-25 | RPI 26-50 | W-L RECORDS    | RPI 51-100 | RPI 101-150 | RPI 150+      |      |      |       |           |
| 16- 12            | 0- 0     | 0- 2      | OVERALL        | 0- 4       | 1- 2        | 15- 4         |      |      |       |           |
| 7- 4              | 0- 0     | 0- 0      | HOME           | 0- 1       | 1- 1        | 6- 2          |      |      |       |           |
| 6- 6              | 0- 0     | 0- 1      | AWAY           | 0- 2       | 0- 1        | 6- 2          |      |      |       |           |
| 3- 2              | 0- 0     | 0- 1      | NEUTRAL        | 0- 1       | 0- 0        | 3- 0          |      |      |       |           |
| 4- 5              | 0- 0     | 0- 2      | NON-CONFERENCE | 0- 1       | 0- 1        | 4- 1          |      |      |       |           |
| 2- 1              | 0- 0     | 0- 0      | HOME           | 0- 0       | 0- 1        | 2- 0          |      |      |       |           |
| 1- 3              | 0- 0     | 0- 1      | AWAY           | 0- 1       | 0- 0        | 1- 1          |      |      |       |           |
| 1- 1              | 0- 0     | 0- 1      | NEUTRAL        | 0- 0       | 0- 0        | 1- 0          |      |      |       |           |
| 12- 7             | 0- 0     | 0- 0      | CONFERENCE     | 0- 3       | 1- 1        | 11- 3         |      |      |       |           |
| 5- 3              | 0- 0     | 0- 0      | HOME           | 0- 1       | 1- 0        | 4- 2          |      |      |       |           |
| 5- 3              | 0- 0     | 0- 0      | AWAY           | 0- 1       | 0- 1        | 5- 1          |      |      |       |           |
| 2- 1              | 0- 0     | 0- 0      | NEUTRAL        | 0- 1       | 0- 0        | 2- 0          |      |      |       |           |

| RPI S                     | Opponent             | Score | RPI S | Opponent           | Score  | RPI S | Opponent             | Score  | RPI S | Opponent | Score | Team's RPI: 177 |
|---------------------------|----------------------|-------|-------|--------------------|--------|-------|----------------------|--------|-------|----------|-------|-----------------|
| 35                        | A Western Ky.        | 60 76 | 78    | A Belmont          | 61 72  | 103   | H Wright St.         | 69 71  |       |          |       |                 |
| 50                        | N North Carolina St. | 62 73 | 78    | H Belmont          | 51 65  | 106   | H UT Martin          | 70 61  |       |          |       |                 |
|                           |                      |       | 78    | N Belmont          | 63 95  | 147   | A SIUE               | 74 89  |       |          |       |                 |
|                           |                      |       | 91    | A Missouri St.     | 63 87  | 166   | H ETSU               | 64 41  |       |          |       |                 |
|                           |                      |       |       |                    |        | 198   | A Richmond           | 62 81  |       |          |       |                 |
|                           |                      |       |       |                    |        | 230   | H Southeast Mo. St.  | 56 55  |       |          |       |                 |
|                           |                      |       |       |                    |        | 257   | A Tennessee St.      | 70 66  |       |          |       |                 |
|                           |                      |       |       |                    |        | 257   | H Tennessee St.      | 78 67  |       |          |       |                 |
|                           |                      |       |       |                    |        | 263   | N Saint Francis (PA) | 88 82  |       |          |       |                 |
|                           |                      |       |       |                    |        | 264   | H Murray St.         | 72 60  |       |          |       |                 |
|                           |                      |       |       |                    |        | 264   | N Murray St.         | 63 52  |       |          |       |                 |
|                           |                      |       |       |                    |        | 270   | A Austin Peay        | 66 94  |       |          |       |                 |
|                           |                      |       |       |                    |        | 270   | N Austin Peay        | 82 68  |       |          |       |                 |
|                           |                      |       |       |                    |        | 279   | A Tennessee Tech     | 71 67  |       |          |       |                 |
|                           |                      |       |       |                    |        | 279   | H Tennessee Tech     | 72 77  |       |          |       |                 |
|                           |                      |       |       |                    |        | 282   | A Miami (OH)         | 77 72  |       |          |       |                 |
|                           |                      |       |       |                    |        | 298   | A Jacksonville St.   | 76 50  |       |          |       |                 |
|                           |                      |       |       |                    |        | 298   | H Jacksonville St.   | 54 56  |       |          |       |                 |
|                           |                      |       |       |                    |        | 300   | H Western Caro.      | 91 62  |       |          |       |                 |
|                           |                      |       |       |                    |        | 306   | A Morehead St.       | 89 77  |       |          |       |                 |
|                           |                      |       |       |                    |        | 306   | H Morehead St.       | 100 93 |       |          |       |                 |
|                           |                      |       |       |                    |        | 340   | A Eastern Ill.       | 75 56  |       |          |       |                 |
| LAST 12 Division I GAMES: |                      |       |       |                    |        |       |                      |        |       |          |       |                 |
| 78                        | N Belmont            | 63 95 | 298   | A Jacksonville St. | 76 50  |       |                      |        |       |          |       |                 |
| 264                       | N Murray St.         | 63 52 | 257   | H Tennessee St.    | 78 67  |       |                      |        |       |          |       |                 |
| 270                       | N Austin Peay        | 82 68 | 78    | A Belmont          | 61 72  |       |                      |        |       |          |       |                 |
| 279                       | A Tennessee Tech     | 71 67 | 257   | A Tennessee St.    | 70 66  |       |                      |        |       |          |       |                 |
| 78                        | H Belmont            | 51 65 | 306   | H Morehead St.     | 100 93 |       |                      |        |       |          |       |                 |
| 306                       | A Morehead St.       | 89 77 | 298   | H Jacksonville St. | 54 56  |       |                      |        |       |          |       |                 |

Non-Div I Games: Cincinnati Christian 112 34 Davis & Elkins 73 58

Eastern Ky.

Loss, Non-Conf, S Site, H Home A Away N Neutral

| Average RPI Win:  | 190      | WON-LOST  | WINNING        | LAST 10    | STRENGTH OF | OPP. STRENGTH | TEAM | ADJ. | CONF. | ADJ CONF. |
|-------------------|----------|-----------|----------------|------------|-------------|---------------|------|------|-------|-----------|
| Average RPI Loss: | 89       | RECORD    | PCT. RANK      | GAMES      | SCHEDULE    | OF SCHEDULE   | RPI  | RPI  | RPI   | RPI       |
| DIV. I ONLY       | 18- 10   | 88        | 7- 3           | 98         | 127         | 88            | 88   | 11   | 11    |           |
| DIV. I NON-CONF.  | 7- 2     | 57        | 0- 0           | 111        | 119         | 45            | 45   | 13   | 13    |           |
| TOTALS            | RPI 1-25 | RPI 26-50 | W-L RECORDS    | RPI 51-100 | RPI 101-150 | RPI 150+      |      |      |       |           |
| 18- 10            | 0- 1     | 0- 1      | OVERALL        | 2- 5       | 8- 2        | 8- 1          |      |      |       |           |
| 9- 4              | 0- 0     | 0- 1      | HOME           | 1- 2       | 4- 1        | 4- 0          |      |      |       |           |
| 9- 5              | 0- 1     | 0- 0      | AWAY           | 1- 2       | 4- 1        | 4- 1          |      |      |       |           |
| 0- 1              | 0- 0     | 0- 0      | NEUTRAL        | 0- 1       | 0- 0        | 0- 0          |      |      |       |           |
| 7- 2              | 0- 1     | 0- 0      | NON-CONFERENCE | 2- 1       | 2- 0        | 3- 0          |      |      |       |           |
| 3- 0              | 0- 0     | 0- 0      | HOME           | 1- 0       | 1- 0        | 1- 0          |      |      |       |           |
| 4- 1              | 0- 1     | 0- 0      | AWAY           | 1- 0       | 1- 0        | 2- 0          |      |      |       |           |
| 0- 1              | 0- 0     | 0- 0      | NEUTRAL        | 0- 1       | 0- 0        | 0- 0          |      |      |       |           |
| 11- 8             | 0- 0     | 0- 1      | CONFERENCE     | 0- 4       | 6- 2        | 5- 1          |      |      |       |           |
| 6- 4              | 0- 0     | 0- 1      | HOME           | 0- 2       | 3- 1        | 3- 0          |      |      |       |           |
| 5- 4              | 0- 0     | 0- 0      | AWAY           | 0- 2       | 3- 1        | 2- 1          |      |      |       |           |
| 0- 0              | 0- 0     | 0- 0      | NEUTRAL        | 0- 0       | 0- 0        | 0- 0          |      |      |       |           |

| RPI                       | S | Opponent      | Score | RPI | S | Opponent      | Score | RPI | S | Opponent          | Score | RPI | S | Opponent      | Score |
|---------------------------|---|---------------|-------|-----|---|---------------|-------|-----|---|-------------------|-------|-----|---|---------------|-------|
| 12                        | A | Kentucky      | 67 89 | 42  | H | Ohio          | 64 71 | 56  | A | Ball St.          | 54 76 | 105 | A | Toledo        | 58 46 |
|                           |   |               |       |     |   |               |       | 56  | H | Ball St.          | 63 67 | 105 | H | Toledo        | 59 41 |
|                           |   |               |       |     |   |               |       | 69  | A | Central Mich.     | 70 78 | 123 | A | Akron         | 72 75 |
|                           |   |               |       |     |   |               |       | 69  | H | Central Mich.     | 65 66 | 123 | H | Akron         | 65 68 |
|                           |   |               |       |     |   |               |       | 75  | H | Michigan          | 64 63 | 130 | A | Buffalo       | 70 55 |
|                           |   |               |       |     |   |               |       | 76  | N | Abilene Christian | 59 83 | 130 | H | Buffalo       | 67 56 |
|                           |   |               |       |     |   |               |       | 93  | A | Harvard           | 85 81 | 137 | H | Oral Roberts  | 77 69 |
|                           |   |               |       |     |   |               |       |     |   |                   |       | 141 | A | Western Mich. | 63 52 |
|                           |   |               |       |     |   |               |       |     |   |                   |       | 141 | H | Western Mich. | 70 66 |
|                           |   |               |       |     |   |               |       |     |   |                   |       | 143 | A | Detroit       | 85 68 |
|                           |   |               |       |     |   |               |       |     |   |                   |       | 191 | H | UTRGV         | 78 56 |
|                           |   |               |       |     |   |               |       |     |   |                   |       | 245 | A | Monmouth      | 78 68 |
|                           |   |               |       |     |   |               |       |     |   |                   |       | 259 | A | Bowling Green | 63 67 |
|                           |   |               |       |     |   |               |       |     |   |                   |       | 260 | A | Northern Ill. | 87 80 |
|                           |   |               |       |     |   |               |       |     |   |                   |       | 260 | H | Northern Ill. | 84 60 |
|                           |   |               |       |     |   |               |       |     |   |                   |       | 282 | A | Miami (OH)    | 70 46 |
|                           |   |               |       |     |   |               |       |     |   |                   |       | 318 | H | Kent St.      | 72 51 |
|                           |   |               |       |     |   |               |       |     |   |                   |       | 318 | H | Kent St.      | 73 60 |
|                           |   |               |       |     |   |               |       |     |   |                   |       | 341 | A | Air Force     | 72 59 |
| LAST 12 Division I GAMES: |   |               |       |     |   |               |       |     |   |                   |       |     |   |               |       |
| 318                       | H | Kent St.      | 73 60 | 130 | A | Buffalo       | 70 55 |     |   |                   |       |     |   |               |       |
| 69                        | A | Central Mich. | 70 78 | 282 | A | Miami (OH)    | 70 46 |     |   |                   |       |     |   |               |       |
| 141                       | A | Western Mich. | 63 52 | 141 | H | Western Mich. | 70 66 |     |   |                   |       |     |   |               |       |
| 56                        | H | Ball St.      | 63 67 | 69  | H | Central Mich. | 65 66 |     |   |                   |       |     |   |               |       |
| 105                       | A | Toledo        | 58 46 | 123 | A | Akron         | 72 75 |     |   |                   |       |     |   |               |       |
| 260                       | H | Northern Ill. | 84 60 | 259 | A | Bowling Green | 63 67 |     |   |                   |       |     |   |               |       |

Non-Div I Games: Madonna 104 45 Hillsdale 94 77

Eastern Mich.

|                   |          |           |                |            |             |               |      |      |       |           |
|-------------------|----------|-----------|----------------|------------|-------------|---------------|------|------|-------|-----------|
| Average RPI Win:  | 238      | WON-LOST  | WINNING        | LAST 10    | STRENGTH OF | OPP. STRENGTH | TEAM | ADJ. | CONF. | ADJ CONF. |
| Average RPI Loss: | 150      | RECORD    | PCT. RANK      | GAMES      | SCHEDULE    | OF SCHEDULE   | RPI  | RPI  | RPI   | RPI       |
| DIV. I ONLY       | 18- 11   | 102       | 6- 4           | 307        | 194         | 178           | 178  | 19   | 19    |           |
| DIV. I NON-CONF.  | 5- 6     | 180       | 0- 0           | 297        | 215         | 256           | 256  | 23   | 23    |           |
| TOTALS            | RPI 1-25 | RPI 26-50 | W-L RECORDS    | RPI 51-100 | RPI 101-150 | RPI 150+      |      |      |       |           |
| 18- 11            | 0- 0     | 0- 0      | OVERALL        | 1- 3       | 2- 4        | 15- 4         |      |      |       |           |
| 11- 3             | 0- 0     | 0- 0      | HOME           | 1- 1       | 1- 1        | 9- 1          |      |      |       |           |
| 7- 5              | 0- 0     | 0- 0      | AWAY           | 0- 1       | 1- 0        | 6- 0          |      |      |       |           |
| 0- 3              | 0- 0     | 0- 0      | NEUTRAL        | 0- 1       | 0- 2        | 0- 0          |      |      |       |           |
| 5- 6              | 0- 0     | 0- 0      | NON-CONFERENCE | 0- 2       | 0- 4        | 5- 0          |      |      |       |           |
| 3- 2              | 0- 0     | 0- 0      | HOME           | 0- 1       | 0- 1        | 3- 0          |      |      |       |           |
| 2- 1              | 0- 0     | 0- 0      | AWAY           | 0- 0       | 0- 1        | 2- 0          |      |      |       |           |
| 0- 3              | 0- 0     | 0- 0      | NEUTRAL        | 0- 1       | 0- 2        | 0- 0          |      |      |       |           |
| 13- 5             | 0- 0     | 0- 0      | CONFERENCE     | 1- 1       | 2- 0        | 10- 4         |      |      |       |           |
| 8- 1              | 0- 0     | 0- 0      | HOME           | 1- 0       | 1- 0        | 6- 1          |      |      |       |           |
| 5- 4              | 0- 0     | 0- 0      | AWAY           | 0- 1       | 1- 0        | 4- 3          |      |      |       |           |
| 0- 0              | 0- 0     | 0- 0      | NEUTRAL        | 0- 0       | 0- 0        | 0- 0          |      |      |       |           |

| RPI 1-25                  |   |                | RPI 26-50 |       |   | RPI 51-100             |        |                         | RPI 101+ Team's RPI: 178 |          |       |
|---------------------------|---|----------------|-----------|-------|---|------------------------|--------|-------------------------|--------------------------|----------|-------|
| RPI                       | S | Opponent       | Score     | RPI   | S | Opponent               | Score  | RPI                     | S                        | Opponent | Score |
|                           |   |                |           |       |   | 76 H Abilene Christian | 60 72  | 110 N Creighton         | 60 66                    |          |       |
|                           |   |                |           |       |   | 92 A North Dakota      | 69 72  | 113 A Gonzaga           | 56 78                    |          |       |
|                           |   |                |           |       |   | 92 H North Dakota      | 60 57  | 135 A Idaho             | 74 66                    |          |       |
|                           |   |                |           |       |   | 100 N Northwestern     | 70 74  | 135 H Idaho             | 84 70                    |          |       |
|                           |   |                |           |       |   |                        |        | 145 H Boise St.         | 79 84                    |          |       |
|                           |   |                |           |       |   |                        |        | 149 N East Carolina     | 62 80                    |          |       |
|                           |   |                |           |       |   |                        |        | 151 H Montana St.       | 81 69                    |          |       |
|                           |   |                |           |       |   |                        |        | 162 H Montana           | 67 65                    |          |       |
|                           |   |                |           |       |   |                        |        | 167 A Sacramento St.    | 100 83                   |          |       |
|                           |   |                |           |       |   |                        |        | 167 H Sacramento St.    | 91 94                    |          |       |
|                           |   |                |           |       |   |                        |        | 181 A Northern Colo.    | 66 57                    |          |       |
|                           |   |                |           |       |   |                        |        | 181 H Northern Colo.    | 59 55                    |          |       |
|                           |   |                |           |       |   |                        |        | 184 A Weber St.         | 74 80                    |          |       |
|                           |   |                |           |       |   |                        |        | 192 A Idaho St.         | 62 71                    |          |       |
|                           |   |                |           |       |   |                        |        | 210 H Utah Valley       | 68 64                    |          |       |
|                           |   |                |           |       |   |                        |        | 290 A Wichita St.       | 67 62                    |          |       |
|                           |   |                |           |       |   |                        |        | 299 H CSUN              | 70 59                    |          |       |
|                           |   |                |           |       |   |                        |        | 307 A Northern Ariz.    | 81 71                    |          |       |
|                           |   |                |           |       |   |                        |        | 307 H Northern Ariz.    | 72 65                    |          |       |
|                           |   |                |           |       |   |                        |        | 321 A Portland St.      | 79 81                    |          |       |
|                           |   |                |           |       |   |                        |        | 321 H Portland St.      | 70 57                    |          |       |
|                           |   |                |           |       |   |                        |        | 335 A Southern Utah     | 85 82                    |          |       |
|                           |   |                |           |       |   |                        |        | 335 H Southern Utah     | 64 53                    |          |       |
|                           |   |                |           |       |   |                        |        | 339 A Cal St. Fullerton | 68 57                    |          |       |
|                           |   |                |           |       |   |                        |        | 341 H Air Force         | 65 44                    |          |       |
| LAST 12 Division I GAMES: |   |                |           |       |   |                        |        |                         |                          |          |       |
| 184 A                     |   | Weber St.      | 74 80     | 92 A  |   | North Dakota           | 69 72  |                         |                          |          |       |
| 192 A                     |   | Idaho St.      | 62 71     | 335 H |   | Southern Utah          | 64 53  |                         |                          |          |       |
| 135 H                     |   | Idaho          | 84 70     | 307 H |   | Northern Ariz.         | 72 65  |                         |                          |          |       |
| 321 H                     |   | Portland St.   | 70 57     | 167 A |   | Sacramento St.         | 100 83 |                         |                          |          |       |
| 167 H                     |   | Sacramento St. | 91 94     | 321 A |   | Portland St.           | 79 81  |                         |                          |          |       |
| 181 A                     |   | Northern Colo. | 66 57     | 162 H |   | Montana                | 67 65  |                         |                          |          |       |

Non-Div I Games: Eastern Ore. 64 40

Eastern Wash.

■ Loss, 
■ Non-Conf, 
■ S Site, 
■ H Home 
■ A Away 
N Neutral

|                              |          |           |                |             |               |          |      |       |           |
|------------------------------|----------|-----------|----------------|-------------|---------------|----------|------|-------|-----------|
| Average RPI Win: <b>192</b>  | WON-LOST | WINNING   | LAST 10        | STRENGTH OF | OPP. STRENGTH | TEAM     | ADJ. | CONF. | ADJ CONF. |
| Average RPI Loss: <b>103</b> | RECORD   | PCT. RANK | GAMES          | SCHEDULE    | OF SCHEDULE   | RPI      | RPI  | RPI   | RPI       |
| DIV. I ONLY                  | 17- 11   | 110       | 6- 4           | 106         | 115           | 89       | 89   | 13    | 13        |
| DIV. I NON-CONF.             | 6- 4     | 125       | 0- 0           | 59          | 83            | 51       | 51   | 11    | 11        |
| TOTALS                       | RPI 1-25 | RPI 26-50 | W-L RECORDS    | RPI 51-100  | RPI 101-150   | RPI 150+ |      |       |           |
| 17- 11                       | 0- 2     | 1- 2      | OVERALL        | 2- 3        | 0- 1          | 14- 3    |      |       |           |
| 9- 3                         | 0- 0     | 0- 1      | HOME           | 2- 1        | 0- 0          | 7- 1     |      |       |           |
| 8- 8                         | 0- 2     | 1- 1      | AWAY           | 0- 2        | 0- 1          | 7- 2     |      |       |           |
| 0- 0                         | 0- 0     | 0- 0      | NEUTRAL        | 0- 0        | 0- 0          | 0- 0     |      |       |           |
| 6- 4                         | 0- 2     | 1- 0      | NON-CONFERENCE | 1- 0        | 0- 1          | 4- 1     |      |       |           |
| 3- 0                         | 0- 0     | 0- 0      | HOME           | 1- 0        | 0- 0          | 2- 0     |      |       |           |
| 3- 4                         | 0- 2     | 1- 0      | AWAY           | 0- 0        | 0- 1          | 2- 1     |      |       |           |
| 0- 0                         | 0- 0     | 0- 0      | NEUTRAL        | 0- 0        | 0- 0          | 0- 0     |      |       |           |
| 11- 7                        | 0- 0     | 0- 2      | CONFERENCE     | 1- 3        | 0- 0          | 10- 2    |      |       |           |
| 6- 3                         | 0- 0     | 0- 1      | HOME           | 1- 1        | 0- 0          | 5- 1     |      |       |           |
| 5- 4                         | 0- 0     | 0- 1      | AWAY           | 0- 2        | 0- 0          | 5- 1     |      |       |           |
| 0- 0                         | 0- 0     | 0- 0      | NEUTRAL        | 0- 0        | 0- 0          | 0- 0     |      |       |           |

| RPI 1-25                  |   |                    |              | RPI 26-50 |   |                    |              | RPI 51-100 Team's RPI: 89 |   |           |              | RPI 101+ |   |                    |              |
|---------------------------|---|--------------------|--------------|-----------|---|--------------------|--------------|---------------------------|---|-----------|--------------|----------|---|--------------------|--------------|
| RPI                       | S | Opponent           | Score        | RPI       | S | Opponent           | Score        | RPI                       | S | Opponent  | Score        | RPI      | S | Opponent           | Score        |
| 4                         | A | South Carolina     | 63 <b>78</b> | 34        | A | James Madison      | 72 <b>73</b> | 65                        | A | Hofstra   | 49 <b>59</b> | 127      | A | Liberty            | 63 <b>72</b> |
| 22                        | A | West Virginia      | 57 <b>67</b> | 34        | H | James Madison      | 76 <b>81</b> | 65                        | H | Hofstra   | 61 60        | 158      | A | Northeastern       | 56 54        |
|                           |   |                    |              | 50        | A | North Carolina St. | 69 66        | 77                        | H | Charlotte | 90 83        | 158      | H | Northeastern       | 61 <b>67</b> |
|                           |   |                    |              |           |   |                    |              | 79                        | A | Drexel    | 31 <b>74</b> | 163      | A | Delaware           | 66 64        |
|                           |   |                    |              |           |   |                    |              | 79                        | H | Drexel    | 47 <b>54</b> | 163      | H | Delaware           | 62 45        |
|                           |   |                    |              |           |   |                    |              |                           |   |           |              | 166      | H | ETSU               | 50 38        |
|                           |   |                    |              |           |   |                    |              |                           |   |           |              | 202      | A | William & Mary     | 74 64        |
|                           |   |                    |              |           |   |                    |              |                           |   |           |              | 202      | H | William & Mary     | 73 51        |
|                           |   |                    |              |           |   |                    |              |                           |   |           |              | 215      | A | Furman             | 65 55        |
|                           |   |                    |              |           |   |                    |              |                           |   |           |              | 226      | A | Col. of Charleston | 54 38        |
|                           |   |                    |              |           |   |                    |              |                           |   |           |              | 226      | H | Col. of Charleston | 52 41        |
|                           |   |                    |              |           |   |                    |              |                           |   |           |              | 232      | A | Navy               | 70 <b>73</b> |
|                           |   |                    |              |           |   |                    |              |                           |   |           |              | 253      | H | High Point         | 80 69        |
|                           |   |                    |              |           |   |                    |              |                           |   |           |              | 269      | A | UNCW               | 67 60        |
|                           |   |                    |              |           |   |                    |              |                           |   |           |              | 269      | H | UNCW               | 70 53        |
|                           |   |                    |              |           |   |                    |              |                           |   |           |              | 273      | A | American           | 62 54        |
|                           |   |                    |              |           |   |                    |              |                           |   |           |              | 295      | A | Towson             | 78 <b>85</b> |
|                           |   |                    |              |           |   |                    |              |                           |   |           |              | 295      | H | Towson             | 80 58        |
| LAST 12 Division I GAMES: |   |                    |              |           |   |                    |              |                           |   |           |              |          |   |                    |              |
| 202                       | A | William & Mary     | 74 64        | 295       | H | Towson             | 80 58        |                           |   |           |              |          |   |                    |              |
| 34                        | A | James Madison      | 72 <b>73</b> | 163       | A | Delaware           | 66 64        |                           |   |           |              |          |   |                    |              |
| 163                       | H | Delaware           | 62 45        | 202       | H | William & Mary     | 73 51        |                           |   |           |              |          |   |                    |              |
| 79                        | H | Drexel             | 47 <b>54</b> | 65        | A | Hofstra            | 49 <b>59</b> |                           |   |           |              |          |   |                    |              |
| 226                       | A | Col. of Charleston | 54 38        | 158       | A | Northeastern       | 56 54        |                           |   |           |              |          |   |                    |              |
| 158                       | H | Northeastern       | 61 <b>67</b> | 269       | H | UNCW               | 70 53        |                           |   |           |              |          |   |                    |              |

Non-Div I Games: Lenoir-Rhyne 67 29

Elon

|                              |          |           |                |             |               |          |      |       |           |
|------------------------------|----------|-----------|----------------|-------------|---------------|----------|------|-------|-----------|
| Average RPI Win: <b>283</b>  | WON-LOST | WINNING   | LAST 10        | STRENGTH OF | OPP. STRENGTH | TEAM     | ADJ. | CONF. | ADJ CONF. |
| Average RPI Loss: <b>175</b> | RECORD   | PCT. RANK | GAMES          | SCHEDULE    | OF SCHEDULE   | RPI      | RPI  | RPI   | RPI       |
| DIV. I ONLY                  | 2- 27    | 346       | 0- 10          | 184         | 243           | 332      | 332  | 21    | 21        |
| DIV. I NON-CONF.             | 1- 10    | 330       | 0- 0           | 114         | 289           | 281      | 281  | 17    | 17        |
| TOTALS                       | RPI 1-25 | RPI 26-50 | W-L RECORDS    | RPI 51-100  | RPI 101-150   | RPI 150+ |      |       |           |
| 2- 27                        | 0- 0     | 0- 0      | OVERALL        | 0- 9        | 0- 4          | 2- 14    |      |       |           |
| 1- 12                        | 0- 0     | 0- 0      | HOME           | 0- 4        | 0- 3          | 1- 5     |      |       |           |
| 1- 13                        | 0- 0     | 0- 0      | AWAY           | 0- 4        | 0- 1          | 1- 8     |      |       |           |
| 0- 2                         | 0- 0     | 0- 0      | NEUTRAL        | 0- 1        | 0- 0          | 0- 1     |      |       |           |
| 1- 10                        | 0- 0     | 0- 0      | NON-CONFERENCE | 0- 3        | 0- 2          | 1- 5     |      |       |           |
| 0- 4                         | 0- 0     | 0- 0      | HOME           | 0- 1        | 0- 2          | 0- 1     |      |       |           |
| 1- 4                         | 0- 0     | 0- 0      | AWAY           | 0- 1        | 0- 0          | 1- 3     |      |       |           |
| 0- 2                         | 0- 0     | 0- 0      | NEUTRAL        | 0- 1        | 0- 0          | 0- 1     |      |       |           |
| 1- 17                        | 0- 0     | 0- 0      | CONFERENCE     | 0- 6        | 0- 2          | 1- 9     |      |       |           |
| 1- 8                         | 0- 0     | 0- 0      | HOME           | 0- 3        | 0- 1          | 1- 4     |      |       |           |
| 0- 9                         | 0- 0     | 0- 0      | AWAY           | 0- 3        | 0- 1          | 0- 5     |      |       |           |
| 0- 0                         | 0- 0     | 0- 0      | NEUTRAL        | 0- 0        | 0- 0          | 0- 0     |      |       |           |

| RPI S                     | Opponent | Score | RPI S | Opponent       | Score | RPI S | Opponent       | Score            | RPI S | Opponent         | Score | Team's RPI: 332 |
|---------------------------|----------|-------|-------|----------------|-------|-------|----------------|------------------|-------|------------------|-------|-----------------|
|                           |          |       |       |                |       | 56    | H Ball St.     | 53 73            | 106   | H UT Martin      | 48 75 |                 |
|                           |          |       |       |                |       | 62    | N Santa Clara  | 44 62            | 124   | H IUPUI          | 62 68 |                 |
|                           |          |       |       |                |       | 91    | A Missouri St. | 70 77            | 136   | A Southern Ill.  | 56 74 |                 |
|                           |          |       |       |                |       | 91    | H Missouri St. | 47 66            | 136   | H Southern Ill.  | 63 66 |                 |
|                           |          |       |       |                |       | 94    | A Nebraska     | 40 85            | 151   | N Montana St.    | 55 81 |                 |
|                           |          |       |       |                |       | 95    | A UNI          | 51 62            | 170   | A Xavier         | 57 65 |                 |
|                           |          |       |       |                |       | 95    | H UNI          | 48 61            | 175   | A Loyola Chicago | 54 67 |                 |
|                           |          |       |       |                |       | 97    | A Drake        | 52 94            | 175   | H Loyola Chicago | 49 63 |                 |
|                           |          |       |       |                |       | 97    | H Drake        | 66 86            | 227   | A Indiana St.    | 45 57 |                 |
|                           |          |       |       |                |       |       |                |                  | 227   | H Indiana St.    | 44 59 |                 |
|                           |          |       |       |                |       |       |                |                  | 259   | A Bowling Green  | 56 74 |                 |
|                           |          |       |       |                |       |       |                |                  | 262   | A Cleveland St.  | 72 63 |                 |
|                           |          |       |       |                |       |       |                |                  | 264   | H Murray St.     | 54 73 |                 |
|                           |          |       |       |                |       |       |                |                  | 282   | A Miami (OH)     | 85 91 |                 |
|                           |          |       |       |                |       |       |                |                  | 290   | A Wichita St.    | 50 58 |                 |
|                           |          |       |       |                |       |       |                |                  | 290   | H Wichita St.    | 31 44 |                 |
|                           |          |       |       |                |       |       |                |                  | 303   | A Bradley        | 52 66 |                 |
|                           |          |       |       |                |       |       |                |                  | 303   | H Bradley        | 62 46 |                 |
|                           |          |       |       |                |       |       |                |                  | 316   | A Illinois St.   | 59 65 |                 |
|                           |          |       |       |                |       |       |                |                  | 316   | H Illinois St.   | 57 64 |                 |
| LAST 12 Division I GAMES: |          |       |       |                |       |       |                |                  |       |                  |       |                 |
|                           |          |       | 95    | H UNI          | 48 61 |       | 136            | H Southern Ill.  | 63 66 |                  |       |                 |
|                           |          |       | 97    | H Drake        | 66 86 |       | 175            | A Loyola Chicago | 54 67 |                  |       |                 |
|                           |          |       | 316   | A Illinois St. | 59 65 |       | 303            | A Bradley        | 52 66 |                  |       |                 |
|                           |          |       | 227   | A Indiana St.  | 45 57 |       | 227            | H Indiana St.    | 44 59 |                  |       |                 |
|                           |          |       | 91    | H Missouri St. | 47 66 |       | 316            | H Illinois St.   | 57 64 |                  |       |                 |
|                           |          |       | 290   | H Wichita St.  | 31 44 |       | 290            | A Wichita St.    | 50 58 |                  |       |                 |

Non-Div I Games:

Evansville

■ Loss, 
■ Non-Conf, 
■ S Site, 
■ H Home 
■ A Away 
N Neutral

|                   |          |           |                |            |             |               |      |      |       |           |
|-------------------|----------|-----------|----------------|------------|-------------|---------------|------|------|-------|-----------|
| Average RPI Win:  | 219      | WON-LOST  | WINNING        | LAST 10    | STRENGTH OF | OPP. STRENGTH | TEAM | ADJ. | CONF. | ADJ CONF. |
| Average RPI Loss: | 67       | RECORD    | PCT. RANK      | GAMES      | SCHEDULE    | OF SCHEDULE   | RPI  | RPI  | RPI   | RPI       |
| DIV. I ONLY       | 26- 4    | 13        | 10- 0          | 211        | 216         | 67            | 67   | 29   | 29    |           |
| DIV. I NON-CONF.  | 11- 4    | 76        | 0- 0           | 59         | 66          | 52            | 52   | 28   | 28    |           |
| TOTALS            | RPI 1-25 | RPI 26-50 | W-L RECORDS    | RPI 51-100 | RPI 101-150 | RPI 150+      |      |      |       |           |
| 26- 4             | 1- 1     | 0- 2      | OVERALL        | 3- 0       | 3- 0        | 19- 1         |      |      |       |           |
| 12- 2             | 0- 0     | 0- 1      | HOME           | 3- 0       | 0- 0        | 9- 1          |      |      |       |           |
| 12- 0             | 1- 0     | 0- 0      | AWAY           | 0- 0       | 1- 0        | 10- 0         |      |      |       |           |
| 2- 2              | 0- 1     | 0- 1      | NEUTRAL        | 0- 0       | 2- 0        | 0- 0          |      |      |       |           |
| 11- 4             | 1- 1     | 0- 2      | NON-CONFERENCE | 3- 0       | 3- 0        | 4- 1          |      |      |       |           |
| 4- 2              | 0- 0     | 0- 1      | HOME           | 3- 0       | 0- 0        | 1- 1          |      |      |       |           |
| 5- 0              | 1- 0     | 0- 0      | AWAY           | 0- 0       | 1- 0        | 3- 0          |      |      |       |           |
| 2- 2              | 0- 1     | 0- 1      | NEUTRAL        | 0- 0       | 2- 0        | 0- 0          |      |      |       |           |
| 15- 0             | 0- 0     | 0- 0      | CONFERENCE     | 0- 0       | 0- 0        | 15- 0         |      |      |       |           |
| 8- 0              | 0- 0     | 0- 0      | HOME           | 0- 0       | 0- 0        | 8- 0          |      |      |       |           |
| 7- 0              | 0- 0     | 0- 0      | AWAY           | 0- 0       | 0- 0        | 7- 0          |      |      |       |           |
| 0- 0              | 0- 0     | 0- 0      | NEUTRAL        | 0- 0       | 0- 0        | 0- 0          |      |      |       |           |

| RPI 1-25                  |   |                   | RPI 26-50 |     |   | RPI 51-100    |       |     | Team's RPI: 67 | RPI 101+   |       |                           |
|---------------------------|---|-------------------|-----------|-----|---|---------------|-------|-----|----------------|------------|-------|---------------------------|
| RPI                       | S | Opponent          | Score     | RPI | S | Opponent      | Score | RPI | S              | Opponent   | Score |                           |
| 21                        | N | Mississippi St.   | 60 65     | 39  | H | Arkansas St.  | 48 62 | 57  | H              | Auburn     | 52 45 | 122 N Arizona 57 55       |
| 24                        | A | George Washington | 64 60     | 42  | N | Ohio          | 57 69 | 86  | H              | Quinnipiac | 71 70 | 123 A Akron 82 64         |
|                           |   |                   |           |     |   |               |       | 93  | H              | Harvard    | 74 65 | 141 N Western Mich. 60 42 |
|                           |   |                   |           |     |   |               |       |     |                |            |       | 152 A Jacksonville 59 55  |
|                           |   |                   |           |     |   |               |       |     |                |            |       | 152 H Jacksonville 58 39  |
|                           |   |                   |           |     |   |               |       |     |                |            |       | 164 H Fla. Atlantic 55 62 |
|                           |   |                   |           |     |   |               |       |     |                |            |       | 194 A Stetson 60 47       |
|                           |   |                   |           |     |   |               |       |     |                |            |       | 194 H Stetson 61 48       |
|                           |   |                   |           |     |   |               |       |     |                |            |       | 211 A USC Upstate 56 44   |
|                           |   |                   |           |     |   |               |       |     |                |            |       | 211 H USC Upstate 54 43   |
|                           |   |                   |           |     |   |               |       |     |                |            |       | 217 H Hartford 64 44      |
|                           |   |                   |           |     |   |               |       |     |                |            |       | 218 A N.C. A&T 60 36      |
|                           |   |                   |           |     |   |               |       |     |                |            |       | 265 A Providence 50 41    |
|                           |   |                   |           |     |   |               |       |     |                |            |       | 286 A Kennesaw St. 78 47  |
|                           |   |                   |           |     |   |               |       |     |                |            |       | 286 H Kennesaw St. 63 41  |
|                           |   |                   |           |     |   |               |       |     |                |            |       | 310 A FIU 81 53           |
|                           |   |                   |           |     |   |               |       |     |                |            |       | 327 A North Florida 65 38 |
|                           |   |                   |           |     |   |               |       |     |                |            |       | 327 H North Florida 75 50 |
|                           |   |                   |           |     |   |               |       |     |                |            |       | 333 A Lipscomb 71 39      |
|                           |   |                   |           |     |   |               |       |     |                |            |       | 333 H Lipscomb 91 52      |
|                           |   |                   |           |     |   |               |       |     |                |            |       | 342 A NJIT 53 32          |
|                           |   |                   |           |     |   |               |       |     |                |            |       | 342 H NJIT 70 37          |
|                           |   |                   |           |     |   |               |       |     |                |            |       | 342 H NJIT 60 31          |
| LAST 12 Division I GAMES: |   |                   |           |     |   |               |       |     |                |            |       |                           |
| 342                       | H | NJIT              | 60 31     | 152 | A | Jacksonville  | 59 55 |     |                |            |       |                           |
| 194                       | A | Stetson           | 60 47     | 327 | H | North Florida | 75 50 |     |                |            |       |                           |
| 333                       | H | Lipscomb          | 91 52     | 152 | H | Jacksonville  | 58 39 |     |                |            |       |                           |
| 286                       | H | Kennesaw St.      | 63 41     | 327 | A | North Florida | 65 38 |     |                |            |       |                           |
| 211                       | A | USC Upstate       | 56 44     | 286 | A | Kennesaw St.  | 78 47 |     |                |            |       |                           |
| 342                       | A | NJIT              | 53 32     | 333 | A | Lipscomb      | 71 39 |     |                |            |       |                           |

Non-Div I Games: St. Thomas (FL) 86 33

FGCU

■ Loss, 
 ■ Non-Conf, 
 ■ S Site, 
 ■ Home 
 ■ Away 
 N Neutral

|                   |          |           |                |            |             |               |      |      |       |           |
|-------------------|----------|-----------|----------------|------------|-------------|---------------|------|------|-------|-----------|
| Average RPI Win:  | 258      | WON-LOST  | WINNING        | LAST 10    | STRENGTH OF | OPP. STRENGTH | TEAM | ADJ. | CONF. | ADJ CONF. |
| Average RPI Loss: | 147      | RECORD    | PCT. RANK      | GAMES      | SCHEDULE    | OF SCHEDULE   | RPI  | RPI  | RPI   | RPI       |
| DIV. I ONLY       | 4- 25    | 329       | 2- 8           | 151        | 136         | 310           | 310  | 12   | 12    |           |
| DIV. I NON-CONF.  | 2- 9     | 296       | 0- 0           | 257        | 243         | 329           | 329  | 10   | 10    |           |
| TOTALS            | RPI 1-25 | RPI 26-50 | W-L RECORDS    | RPI 51-100 | RPI 101-150 | RPI 150+      |      |      |       |           |
| 4- 25             | 0- 0     | 0- 4      | OVERALL        | 0- 5       | 0- 2        | 4- 14         |      |      |       |           |
| 3- 13             | 0- 0     | 0- 2      | HOME           | 0- 3       | 0- 2        | 3- 6          |      |      |       |           |
| 1- 12             | 0- 0     | 0- 0      | AWAY           | 0- 1       | 0- 0        | 1- 2          |      |      |       |           |
| 0- 0              | 0- 0     | 0- 0      | NEUTRAL        | 0- 0       | 0- 0        | 0- 0          |      |      |       |           |
| 2- 9              | 0- 0     | 0- 1      | NON-CONFERENCE | 0- 2       | 0- 1        | 2- 5          |      |      |       |           |
| 2- 5              | 0- 0     | 0- 0      | HOME           | 0- 2       | 0- 1        | 2- 2          |      |      |       |           |
| 0- 4              | 0- 0     | 0- 1      | AWAY           | 0- 0       | 0- 0        | 0- 3          |      |      |       |           |
| 0- 0              | 0- 0     | 0- 0      | NEUTRAL        | 0- 0       | 0- 0        | 0- 0          |      |      |       |           |
| 2- 16             | 0- 0     | 0- 3      | CONFERENCE     | 0- 3       | 0- 1        | 2- 9          |      |      |       |           |
| 1- 8              | 0- 0     | 0- 2      | HOME           | 0- 1       | 0- 1        | 1- 4          |      |      |       |           |
| 1- 8              | 0- 0     | 0- 1      | AWAY           | 0- 2       | 0- 0        | 1- 5          |      |      |       |           |
| 0- 0              | 0- 0     | 0- 0      | NEUTRAL        | 0- 0       | 0- 0        | 0- 0          |      |      |       |           |

| RPI S                     | Opponent        | Score | RPI S | Opponent       | Score | RPI S | Opponent         | Score | RPI S | Opponent | Score | Team's RPI: 310 |
|---------------------------|-----------------|-------|-------|----------------|-------|-------|------------------|-------|-------|----------|-------|-----------------|
| 26                        | A Miami (FL)    | 55 83 | 66    | A Middle Tenn. | 55 77 | 134   | H Marshall       | 58 65 |       |          |       |                 |
| 31                        | A UTEP          | 52 70 | 66    | H Middle Tenn. | 62 85 | 139   | H Wake Forest    | 53 57 |       |          |       |                 |
| 31                        | H UTEP          | 57 69 | 67    | H FGCU         | 53 81 | 152   | A Jacksonville   | 44 80 |       |          |       |                 |
| 35                        | H Western Ky.   | 69 71 | 77    | A Charlotte    | 74 87 | 154   | A Old Dominion   | 49 84 |       |          |       |                 |
|                           |                 |       | 99    | H Marquette    | 83 95 | 164   | A Fla. Atlantic  | 82 87 |       |          |       |                 |
|                           |                 |       |       |                |       | 164   | H Fla. Atlantic  | 52 63 |       |          |       |                 |
|                           |                 |       |       |                |       | 165   | A UAB            | 42 71 |       |          |       |                 |
|                           |                 |       |       |                |       | 165   | H UAB            | 72 61 |       |          |       |                 |
|                           |                 |       |       |                |       | 171   | A Southern Miss. | 55 82 |       |          |       |                 |
|                           |                 |       |       |                |       | 183   | A Louisiana Tech | 63 82 |       |          |       |                 |
|                           |                 |       |       |                |       | 213   | H Rhode Island   | 50 68 |       |          |       |                 |
|                           |                 |       |       |                |       | 233   | H Rice           | 62 68 |       |          |       |                 |
|                           |                 |       |       |                |       | 238   | H North Texas    | 40 58 |       |          |       |                 |
|                           |                 |       |       |                |       | 249   | A UTSA           | 59 54 |       |          |       |                 |
|                           |                 |       |       |                |       | 249   | H UTSA           | 52 63 |       |          |       |                 |
|                           |                 |       |       |                |       | 262   | A Cleveland St.  | 57 64 |       |          |       |                 |
|                           |                 |       |       |                |       | 277   | A UCF            | 72 89 |       |          |       |                 |
|                           |                 |       |       |                |       | 290   | H Wichita St.    | 62 76 |       |          |       |                 |
|                           |                 |       |       |                |       | 297   | H Florida A&M    | 81 65 |       |          |       |                 |
|                           |                 |       |       |                |       | 320   | H UMass Lowell   | 71 68 |       |          |       |                 |
| LAST 12 Division I GAMES: |                 |       |       |                |       |       |                  |       |       |          |       |                 |
| 66                        | A Middle Tenn.  | 55 77 | 31    | A UTEP         | 52 70 |       |                  |       |       |          |       |                 |
| 165                       | A UAB           | 42 71 | 66    | H Middle Tenn. | 62 85 |       |                  |       |       |          |       |                 |
| 164                       | H Fla. Atlantic | 52 63 | 165   | H UAB          | 72 61 |       |                  |       |       |          |       |                 |
| 233                       | H Rice          | 62 68 | 154   | A Old Dominion | 49 84 |       |                  |       |       |          |       |                 |
| 238                       | H North Texas   | 40 58 | 77    | A Charlotte    | 74 87 |       |                  |       |       |          |       |                 |
| 249                       | A UTSA          | 59 54 | 31    | H UTEP         | 57 69 |       |                  |       |       |          |       |                 |

Non-Div I Games:

FIU

■ Loss, 
■ Non-Conf, 
■ S Site, 
■ H Home 
■ A Away 
N Neutral

## Fairfield

Through Games Of March 7, 2016

|                   |          |           |                |            |             |               |      |      |       |           |
|-------------------|----------|-----------|----------------|------------|-------------|---------------|------|------|-------|-----------|
| Average RPI Win:  | 247      | WON-LOST  | WINNING        | LAST 10    | STRENGTH OF | OPP. STRENGTH | TEAM | ADJ. | CONF. | ADJ CONF. |
| Average RPI Loss: | 153      | RECORD    | PCT. RANK      | GAMES      | SCHEDULE    | OF SCHEDULE   | RPI  | RPI  | RPI   | RPI       |
| DIV. I ONLY       | 16- 14   | 154       | 6- 4           | 232        | 246         | 200           | 200  | 23   | 23    |           |
| DIV. I NON-CONF.  | 5- 4     | 138       | 0- 0           | 104        | 209         | 146           | 146  | 22   | 22    |           |
| TOTALS            | RPI 1-25 | RPI 26-50 | W-L RECORDS    | RPI 51-100 | RPI 101-150 | RPI 150+      |      |      |       |           |
| 16- 14            | 0- 0     | 0- 2      | OVERALL        | 1- 3       | 0- 2        | 15- 7         |      |      |       |           |
| 10- 6             | 0- 0     | 0- 1      | HOME           | 1- 2       | 0- 1        | 9- 2          |      |      |       |           |
| 6- 7              | 0- 0     | 0- 1      | AWAY           | 0- 1       | 0- 1        | 6- 4          |      |      |       |           |
| 0- 1              | 0- 0     | 0- 0      | NEUTRAL        | 0- 0       | 0- 0        | 0- 1          |      |      |       |           |
| 5- 4              | 0- 0     | 0- 2      | NON-CONFERENCE | 1- 1       | 0- 0        | 4- 1          |      |      |       |           |
| 4- 2              | 0- 0     | 0- 1      | HOME           | 1- 1       | 0- 0        | 3- 0          |      |      |       |           |
| 1- 2              | 0- 0     | 0- 1      | AWAY           | 0- 0       | 0- 0        | 1- 1          |      |      |       |           |
| 0- 0              | 0- 0     | 0- 0      | NEUTRAL        | 0- 0       | 0- 0        | 0- 0          |      |      |       |           |
| 11- 10            | 0- 0     | 0- 0      | CONFERENCE     | 0- 2       | 0- 2        | 11- 6         |      |      |       |           |
| 6- 4              | 0- 0     | 0- 0      | HOME           | 0- 1       | 0- 1        | 6- 2          |      |      |       |           |
| 5- 5              | 0- 0     | 0- 0      | AWAY           | 0- 1       | 0- 1        | 5- 3          |      |      |       |           |
| 0- 1              | 0- 0     | 0- 0      | NEUTRAL        | 0- 0       | 0- 0        | 0- 1          |      |      |       |           |

| RPI 1-25                  |   |          | RPI 26-50 |       |            | RPI 51-100      |       |       | RPI 101+      |            |       | Team's RPI: 200 |          |                 |       |
|---------------------------|---|----------|-----------|-------|------------|-----------------|-------|-------|---------------|------------|-------|-----------------|----------|-----------------|-------|
| RPI                       | S | Opponent | Score     | RPI   | S          | Opponent        | Score | RPI   | S             | Opponent   | Score |                 |          |                 |       |
|                           |   |          |           | 43    | A          | St. John's (NY) | 54 73 | 65    | H             | Hofstra    | 53 67 | 101             | A        | Iona            | 53 69 |
|                           |   |          |           | 48    | H          | Albany (NY)     | 50 62 | 86    | A             | Quinnipiac | 58 83 | 101             | H        | Iona            | 46 56 |
|                           |   |          |           |       |            |                 |       | 86    | H             | Quinnipiac | 55 64 | 159             | A        | Marist          | 63 64 |
|                           |   |          |           |       |            |                 |       | 93    | H             | Harvard    | 67 50 | 159             | H        | Marist          | 57 72 |
|                           |   |          |           |       |            |                 |       |       |               |            |       | 168             | A        | Cornell         | 35 59 |
|                           |   |          |           |       |            |                 |       |       |               |            |       | 196             | H        | Sacred Heart    | 61 50 |
|                           |   |          |           |       |            |                 |       |       |               |            |       | 222             | A        | Loyola Maryland | 71 45 |
|                           |   |          |           |       |            |                 |       |       |               |            |       | 224             | A        | Canisius        | 51 50 |
|                           |   |          |           |       |            |                 |       |       |               |            |       | 224             | H        | Canisius        | 52 48 |
|                           |   |          |           |       |            |                 |       |       |               |            |       | 228             | A        | Siena           | 71 51 |
|                           |   |          |           |       |            |                 |       |       |               |            |       | 228             | H        | Siena           | 67 55 |
|                           |   |          |           |       |            |                 |       |       |               |            |       | 245             | A        | Monmouth        | 68 60 |
|                           |   |          |           |       |            |                 |       |       |               |            |       | 245             | H        | Monmouth        | 80 70 |
|                           |   |          |           |       |            |                 |       |       |               |            |       | 245 N           | Monmouth | 46 64           |       |
|                           |   |          |           |       |            |                 |       |       |               |            |       | 250             | A        | Manhattan       | 59 57 |
|                           |   |          |           |       |            |                 |       |       |               |            |       | 250             | H        | Manhattan       | 55 70 |
|                           |   |          |           |       |            |                 |       |       |               |            |       | 280             | H        | La Salle        | 62 59 |
|                           |   |          |           |       |            |                 |       |       |               |            |       | 284             | A        | Rider           | 55 39 |
|                           |   |          |           |       |            |                 |       |       |               |            |       | 284             | H        | Rider           | 63 56 |
|                           |   |          |           |       |            |                 |       |       |               |            |       | 289             | A        | Niagara         | 55 56 |
|                           |   |          |           |       |            |                 |       |       |               |            |       | 289             | H        | Niagara         | 61 43 |
|                           |   |          |           |       |            |                 |       |       |               |            |       | 315             | H        | IPFW            | 74 62 |
|                           |   |          |           |       |            |                 |       |       |               |            |       | 338             | A        | Saint Peter's   | 46 56 |
|                           |   |          |           |       |            |                 |       |       |               |            |       | 338             | H        | Saint Peter's   | 76 49 |
| LAST 12 Division I GAMES: |   |          |           |       |            |                 |       |       |               |            |       |                 |          |                 |       |
|                           |   |          |           | 245 N | Monmouth   | 46 64           |       | 338 H | Saint Peter's | 76 49      |       |                 |          |                 |       |
|                           |   |          |           | 86 A  | Quinnipiac | 58 83           |       | 228 H | Siena         | 67 55      |       |                 |          |                 |       |
|                           |   |          |           | 101 A | Iona       | 53 69           |       | 289 H | Niagara       | 61 43      |       |                 |          |                 |       |
|                           |   |          |           | 159 A | Marist     | 63 64           |       | 245 A | Monmouth      | 68 60      |       |                 |          |                 |       |
|                           |   |          |           | 228 A | Siena      | 71 51           |       | 284 H | Rider         | 63 56      |       |                 |          |                 |       |
|                           |   |          |           | 245 H | Monmouth   | 80 70           |       | 224 H | Canisius      | 52 48      |       |                 |          |                 |       |

Non-Div I Games:

Fairfield

■ Loss, 
 ■ Non-Conf, 
 ■ S Site, 
 ■ H Home 
 ■ A Away 
 N Neutral



|                              |               |            |                |             |               |            |            |           |           |
|------------------------------|---------------|------------|----------------|-------------|---------------|------------|------------|-----------|-----------|
| Average RPI Win: <b>287</b>  | WON-LOST      | WINNING    | LAST 10        | STRENGTH OF | OPP. STRENGTH | TEAM       | ADJ.       | CONF.     | ADJ CONF. |
| Average RPI Loss: <b>220</b> | RECORD        | PCT. RANK  | GAMES          | SCHEDULE    | OF SCHEDULE   | RPI        | RPI        | RPI       | RPI       |
| DIV. I ONLY                  | <b>11- 21</b> | <b>265</b> | <b>4- 6</b>    | <b>304</b>  | <b>336</b>    | <b>314</b> | <b>314</b> | <b>30</b> | <b>30</b> |
| DIV. I NON-CONF.             | <b>3- 10</b>  | <b>277</b> | <b>0- 0</b>    | <b>249</b>  | <b>254</b>    | <b>317</b> | <b>317</b> | <b>32</b> | <b>32</b> |
| TOTALS                       | RPI 1-25      | RPI 26-50  | W-L RECORDS    | RPI 51-100  | RPI 101-150   | RPI 150+   |            |           |           |
| 11- 21                       | 0- 1          | 0- 0       | OVERALL        | 0- 1        | 0- 1          | 11- 18     |            |           |           |
| 8- 8                         | 0- 0          | 0- 0       | HOME           | 0- 0        | 0- 0          | 8- 8       |            |           |           |
| 2- 11                        | 0- 1          | 0- 0       | AWAY           | 0- 1        | 0- 0          | 2- 9       |            |           |           |
| 1- 2                         | 0- 0          | 0- 0       | NEUTRAL        | 0- 0        | 0- 1          | 1- 1       |            |           |           |
| 3- 10                        | 0- 1          | 0- 0       | NON-CONFERENCE | 0- 1        | 0- 1          | 3- 7       |            |           |           |
| 2- 5                         | 0- 0          | 0- 0       | HOME           | 0- 0        | 0- 0          | 2- 5       |            |           |           |
| 0- 3                         | 0- 1          | 0- 0       | AWAY           | 0- 1        | 0- 0          | 0- 1       |            |           |           |
| 1- 2                         | 0- 0          | 0- 0       | NEUTRAL        | 0- 0        | 0- 1          | 1- 1       |            |           |           |
| 8- 11                        | 0- 0          | 0- 0       | CONFERENCE     | 0- 0        | 0- 0          | 8- 11      |            |           |           |
| 6- 3                         | 0- 0          | 0- 0       | HOME           | 0- 0        | 0- 0          | 6- 3       |            |           |           |
| 2- 8                         | 0- 0          | 0- 0       | AWAY           | 0- 0        | 0- 0          | 2- 8       |            |           |           |
| 0- 0                         | 0- 0          | 0- 0       | NEUTRAL        | 0- 0        | 0- 0          | 0- 0       |            |           |           |

| RPI 1-25                  |   |                   |              | RPI 26-50 |   |                      |              | RPI 51-100 |   |          |              | RPI 101+ Team's RPI: 314 |   |                      |              |
|---------------------------|---|-------------------|--------------|-----------|---|----------------------|--------------|------------|---|----------|--------------|--------------------------|---|----------------------|--------------|
| RPI                       | S | Opponent          | Score        | RPI       | S | Opponent             | Score        | RPI        | S | Opponent | Score        | RPI                      | S | Opponent             | Score        |
| 22                        | A | West Virginia     | 42 <b>91</b> |           |   |                      |              | 90         | A | Bucknell | 62 <b>72</b> | 101                      | N | Iona                 | 54 <b>77</b> |
|                           |   |                   |              |           |   |                      |              |            |   |          |              | 153                      | A | North Carolina       | 46 <b>64</b> |
|                           |   |                   |              |           |   |                      |              |            |   |          |              | 156                      | N | Yale                 | 58 <b>77</b> |
|                           |   |                   |              |           |   |                      |              |            |   |          |              | 196                      | A | Sacred Heart         | 61 <b>72</b> |
|                           |   |                   |              |           |   |                      |              |            |   |          |              | 196                      | H | Sacred Heart         | 65 <b>80</b> |
|                           |   |                   |              |           |   |                      |              |            |   |          |              | 205                      | H | Brown                | 48 <b>63</b> |
|                           |   |                   |              |           |   |                      |              |            |   |          |              | 209                      | A | Robert Morris        | 83 68        |
|                           |   |                   |              |           |   |                      |              |            |   |          |              | 209                      | A | Robert Morris        | 59 <b>68</b> |
|                           |   |                   |              |           |   |                      |              |            |   |          |              | 209                      | H | Robert Morris        | 60 52        |
|                           |   |                   |              |           |   |                      |              |            |   |          |              | 225                      | A | Bryant               | 52 <b>74</b> |
|                           |   |                   |              |           |   |                      |              |            |   |          |              | 225                      | H | Bryant               | 41 <b>70</b> |
|                           |   |                   |              |           |   |                      |              |            |   |          |              | 228                      | H | Siena                | 65 <b>81</b> |
|                           |   |                   |              |           |   |                      |              |            |   |          |              | 229                      | N | Grand Canyon         | 74 68        |
|                           |   |                   |              |           |   |                      |              |            |   |          |              | 245                      | H | Monmouth             | 81 75        |
|                           |   |                   |              |           |   |                      |              |            |   |          |              | 247                      | H | Columbia             | 83 <b>87</b> |
|                           |   |                   |              |           |   |                      |              |            |   |          |              | 250                      | H | Manhattan            | 78 <b>85</b> |
|                           |   |                   |              |           |   |                      |              |            |   |          |              | 263                      | A | Saint Francis (PA)   | 67 <b>87</b> |
|                           |   |                   |              |           |   |                      |              |            |   |          |              | 263                      | H | Saint Francis (PA)   | 73 72        |
|                           |   |                   |              |           |   |                      |              |            |   |          |              | 275                      | A | Central Conn. St.    | 59 <b>71</b> |
|                           |   |                   |              |           |   |                      |              |            |   |          |              | 275                      | H | Central Conn. St.    | 75 <b>78</b> |
|                           |   |                   |              |           |   |                      |              |            |   |          |              | 317                      | A | Mt. St. Mary's       | 55 <b>71</b> |
|                           |   |                   |              |           |   |                      |              |            |   |          |              | 317                      | H | Mt. St. Mary's       | 66 53        |
|                           |   |                   |              |           |   |                      |              |            |   |          |              | 320                      | H | UMass Lowell         | 67 <b>78</b> |
|                           |   |                   |              |           |   |                      |              |            |   |          |              | 324                      | A | LIU Brooklyn         | 62 <b>65</b> |
|                           |   |                   |              |           |   |                      |              |            |   |          |              | 324                      | H | LIU Brooklyn         | 75 58        |
|                           |   |                   |              |           |   |                      |              |            |   |          |              | 337                      | A | St. Francis Brooklyn | 78 <b>88</b> |
| LAST 12 Division I GAMES: |   |                   |              |           |   |                      |              |            |   |          |              |                          |   |                      |              |
| 209                       | A | Robert Morris     | 59 <b>68</b> | 209       | H | Robert Morris        | 60 52        |            |   |          |              |                          |   |                      |              |
| 225                       | A | Bryant            | 52 <b>74</b> | 337       | A | St. Francis Brooklyn | 78 <b>88</b> |            |   |          |              |                          |   |                      |              |
| 275                       | A | Central Conn. St. | 59 <b>71</b> | 345       | A | Wagner               | 73 57        |            |   |          |              |                          |   |                      |              |
| 345                       | H | Wagner            | 75 67        | 263       | H | Saint Francis (PA)   | 73 72        |            |   |          |              |                          |   |                      |              |
| 196                       | H | Sacred Heart      | 65 <b>80</b> | 324       | A | LIU Brooklyn         | 62 <b>65</b> |            |   |          |              |                          |   |                      |              |
| 317                       | A | Mt. St. Mary's    | 55 <b>71</b> | 324       | H | LIU Brooklyn         | 75 58        |            |   |          |              |                          |   |                      |              |

Non-Div I Games:

Fairleigh Dickinson

■ Loss, 
 ■ Non-Conf, 
 ■ S Site, 
 ■ Home 
 ■ A Away 
 N Neutral

F  
a  
i  
r  
l  
e  
i  
g  
h  
D  
i  
c  
k  
i  
n  
s  
o  
n

RPI S Opponent Score  
Fairleigh Dickinson

Through Games Of March 7, 2016

| RPI | S | Opponent             | Score |    |
|-----|---|----------------------|-------|----|
| 337 | H | St. Francis Brooklyn | 65    | 61 |
| 338 | H | Saint Peter's        | 73    | 52 |
| 345 | A | Wagner               | 73    | 57 |
| 345 | H | Wagner               | 75    | 67 |

F  
a  
i  
r  
l  
e  
i  
g  
h  
D  
i  
c  
k  
i  
n  
s  
o  
n

Fairleigh Dickinson

Fla. Atlantic

Through Games Of March 7, 2016

|                   |          |           |                |            |             |               |      |      |       |           |
|-------------------|----------|-----------|----------------|------------|-------------|---------------|------|------|-------|-----------|
| Average RPI Win:  | 219      | WON-LOST  | WINNING        | LAST 10    | STRENGTH OF | OPP. STRENGTH | TEAM | ADJ. | CONF. | ADJ CONF. |
| Average RPI Loss: | 116      | RECORD    | PCT. RANK      | GAMES      | SCHEDULE    | OF SCHEDULE   | RPI  | RPI  | RPI   | RPI       |
| DIV. I ONLY       | 13- 15   | 195       | 3- 7           | 92         | 165         | 164           | 164  | 12   | 12    |           |
| DIV. I NON-CONF.  | 7- 3     | 91        | 0- 0           | 42         | 321         | 66            | 66   | 10   | 10    |           |
| TOTALS            | RPI 1-25 | RPI 26-50 | W-L RECORDS    | RPI 51-100 | RPI 101-150 | RPI 150+      |      |      |       |           |
| 13- 15            | 0- 0     | 0- 4      | OVERALL        | 1- 4       | 3- 0        | 9- 7          |      |      |       |           |
| 9- 6              | 0- 0     | 0- 2      | HOME           | 0- 2       | 3- 0        | 6- 2          |      |      |       |           |
| 3- 9              | 0- 0     | 0- 2      | AWAY           | 1- 2       | 0- 0        | 2- 5          |      |      |       |           |
| 1- 0              | 0- 0     | 0- 0      | NEUTRAL        | 0- 0       | 0- 0        | 1- 0          |      |      |       |           |
| 7- 3              | 0- 0     | 0- 1      | NON-CONFERENCE | 1- 1       | 2- 0        | 4- 1          |      |      |       |           |
| 5- 1              | 0- 0     | 0- 0      | HOME           | 0- 1       | 2- 0        | 3- 0          |      |      |       |           |
| 1- 2              | 0- 0     | 0- 1      | AWAY           | 1- 0       | 0- 0        | 0- 1          |      |      |       |           |
| 1- 0              | 0- 0     | 0- 0      | NEUTRAL        | 0- 0       | 0- 0        | 1- 0          |      |      |       |           |
| 6- 12             | 0- 0     | 0- 3      | CONFERENCE     | 0- 3       | 1- 0        | 5- 6          |      |      |       |           |
| 4- 5              | 0- 0     | 0- 2      | HOME           | 0- 1       | 1- 0        | 3- 2          |      |      |       |           |
| 2- 7              | 0- 0     | 0- 1      | AWAY           | 0- 2       | 0- 0        | 2- 4          |      |      |       |           |
| 0- 0              | 0- 0     | 0- 0      | NEUTRAL        | 0- 0       | 0- 0        | 0- 0          |      |      |       |           |

| RPI S                     | Opponent       | Score  | RPI S | Opponent       | Score | RPI S | Opponent       | Score | RPI S | Opponent          | Score | Team's RPI: 164 |
|---------------------------|----------------|--------|-------|----------------|-------|-------|----------------|-------|-------|-------------------|-------|-----------------|
| 31                        | A UTEP         | 47 75  | 31    | H UTEP         | 66 78 | 61    | H South Dakota | 53 76 | 123   | H Akron           | 91 77 |                 |
| 35                        | H Western Ky.  | 62 81  | 66    | A Middle Tenn. | 65 71 | 66    | H Middle Tenn. | 73 83 | 134   | H Marshall        | 84 73 |                 |
| 49                        | A Kansas St.   | 53 102 | 66    | H Middle Tenn. | 73 83 | 67    | A FGCU         | 62 55 | 148   | H Milwaukee       | 71 67 |                 |
|                           |                |        | 77    | A Charlotte    | 79 85 |       |                |       | 154   | A Old Dominion    | 45 85 |                 |
|                           |                |        |       |                |       |       |                |       | 162   | A Montana         | 69 83 |                 |
|                           |                |        |       |                |       |       |                |       | 165   | A UAB             | 52 51 |                 |
|                           |                |        |       |                |       |       |                |       | 165   | H UAB             | 62 67 |                 |
|                           |                |        |       |                |       |       |                |       | 171   | A Southern Miss.  | 80 89 |                 |
|                           |                |        |       |                |       |       |                |       | 183   | A Louisiana Tech  | 62 65 |                 |
|                           |                |        |       |                |       |       |                |       | 233   | H Rice            | 54 75 |                 |
|                           |                |        |       |                |       |       |                |       | 238   | H North Texas     | 71 61 |                 |
|                           |                |        |       |                |       |       |                |       | 244   | H Bethune-Cookman | 82 60 |                 |
|                           |                |        |       |                |       |       |                |       | 249   | A UTSA            | 54 57 |                 |
|                           |                |        |       |                |       |       |                |       | 249   | H UTSA            | 64 51 |                 |
|                           |                |        |       |                |       |       |                |       | 257   | N Tennessee St.   | 69 64 |                 |
|                           |                |        |       |                |       |       |                |       | 282   | H Miami (OH)      | 68 65 |                 |
|                           |                |        |       |                |       |       |                |       | 310   | A FIU             | 63 52 |                 |
|                           |                |        |       |                |       |       |                |       | 310   | H FIU             | 87 82 |                 |
|                           |                |        |       |                |       |       |                |       | 322   | H Delaware St.    | 83 55 |                 |
| LAST 12 Division I GAMES: |                |        |       |                |       |       |                |       |       |                   |       |                 |
| 165                       | A UAB          | 52 51  | 249   | A UTSA         | 54 57 |       |                |       |       |                   |       |                 |
| 66                        | A Middle Tenn. | 65 71  | 165   | H UAB          | 62 67 |       |                |       |       |                   |       |                 |
| 310                       | A FIU          | 63 52  | 66    | H Middle Tenn. | 73 83 |       |                |       |       |                   |       |                 |
| 238                       | H North Texas  | 71 61  | 77    | A Charlotte    | 79 85 |       |                |       |       |                   |       |                 |
| 233                       | H Rice         | 54 75  | 154   | A Old Dominion | 45 85 |       |                |       |       |                   |       |                 |
| 31                        | A UTEP         | 47 75  | 249   | H UTSA         | 64 51 |       |                |       |       |                   |       |                 |

Non-Div I Games: Keiser 74 52

Fla. Atlantic

Loss, Non-Conf, S Site, H Home A Away N Neutral

# Florida

Through Games Of March 7, 2016

|                   |          |           |                |            |             |               |      |      |       |           |
|-------------------|----------|-----------|----------------|------------|-------------|---------------|------|------|-------|-----------|
| Average RPI Win:  | 135      | WON-LOST  | WINNING        | LAST 10    | STRENGTH OF | OPP. STRENGTH | TEAM | ADJ. | CONF. | ADJ CONF. |
| Average RPI Loss: | 36       | RECORD    | PCT. RANK      | GAMES      | SCHEDULE    | OF SCHEDULE   | RPI  | RPI  | RPI   | RPI       |
| DIV. I ONLY       | 22- 8    | 53        | 6- 4           | 52         | 25          | 23            | 23   | 2    | 2     |           |
| DIV. I NON-CONF.  | 12- 1    | 9         | 0- 0           | 143        | 108         | 19            | 19   | 2    | 2     |           |
| TOTALS            | RPI 1-25 | RPI 26-50 | W-L RECORDS    | RPI 51-100 | RPI 101-150 | RPI 150+      |      |      |       |           |
| 22- 8             | 3- 3     | 3- 3      | OVERALL        | 3- 2       | 3- 0        | 10- 0         |      |      |       |           |
| 13- 2             | 3- 1     | 2- 1      | HOME           | 2- 0       | 1- 0        | 5- 0          |      |      |       |           |
| 7- 5              | 0- 1     | 1- 2      | AWAY           | 0- 2       | 2- 0        | 4- 0          |      |      |       |           |
| 2- 1              | 0- 1     | 0- 0      | NEUTRAL        | 1- 0       | 0- 0        | 1- 0          |      |      |       |           |
| 12- 1             | 1- 0     | 2- 0      | NON-CONFERENCE | 1- 1       | 0- 0        | 8- 0          |      |      |       |           |
| 7- 0              | 1- 0     | 2- 0      | HOME           | 0- 0       | 0- 0        | 4- 0          |      |      |       |           |
| 3- 1              | 0- 0     | 0- 0      | AWAY           | 0- 1       | 0- 0        | 3- 0          |      |      |       |           |
| 2- 0              | 0- 0     | 0- 0      | NEUTRAL        | 1- 0       | 0- 0        | 1- 0          |      |      |       |           |
| 10- 7             | 2- 3     | 1- 3      | CONFERENCE     | 2- 1       | 3- 0        | 2- 0          |      |      |       |           |
| 6- 2              | 2- 1     | 0- 1      | HOME           | 2- 0       | 1- 0        | 1- 0          |      |      |       |           |
| 4- 4              | 0- 1     | 1- 2      | AWAY           | 0- 1       | 2- 0        | 1- 0          |      |      |       |           |
| 0- 1              | 0- 1     | 0- 0      | NEUTRAL        | 0- 0       | 0- 0        | 0- 0          |      |      |       |           |

| RPI                       | S | Opponent        | Score | RPI | S | Opponent           | Score | RPI | S | Opponent   | Score | RPI | S | Opponent           | Score  |
|---------------------------|---|-----------------|-------|-----|---|--------------------|-------|-----|---|------------|-------|-----|---|--------------------|--------|
| 4                         | A | South Carolina  | 71 86 | 27  | A | Tennessee          | 74 66 | 56  | N | Ball St.   | 85 79 | 121 | A | LSU                | 82 56  |
| 12                        | H | Kentucky        | 85 79 | 38  | A | Georgia            | 63 74 | 57  | A | Auburn     | 58 80 | 121 | H | LSU                | 53 45  |
| 12                        | N | Kentucky        | 69 92 | 38  | H | Georgia            | 61 71 | 57  | H | Auburn     | 56 49 | 140 | A | Arkansas           | 71 66  |
| 16                        | H | Florida St.     | 82 72 | 39  | H | Arkansas St.       | 76 72 | 71  | A | Temple     | 91 97 | 160 | H | Alabama            | 80 72  |
| 19                        | H | Texas A&M       | 83 81 | 45  | A | Missouri           | 64 79 | 74  | H | Vanderbilt | 79 67 | 176 | A | Ole Miss           | 85 65  |
| 21                        | H | Mississippi St. | 70 76 | 50  | H | North Carolina St. | 79 72 |     |   |            |       | 185 | A | South Ala.         | 72 60  |
|                           |   |                 |       |     |   |                    |       |     |   |            |       | 197 | A | Wisconsin          | 91 75  |
|                           |   |                 |       |     |   |                    |       |     |   |            |       | 201 | A | Colorado           | 83 61  |
|                           |   |                 |       |     |   |                    |       |     |   |            |       | 209 | H | Robert Morris      | 79 52  |
|                           |   |                 |       |     |   |                    |       |     |   |            |       | 263 | H | Saint Francis (PA) | 122 65 |
|                           |   |                 |       |     |   |                    |       |     |   |            |       | 277 | N | UCF                | 93 79  |
|                           |   |                 |       |     |   |                    |       |     |   |            |       | 286 | H | Kennesaw St.       | 84 57  |
|                           |   |                 |       |     |   |                    |       |     |   |            |       | 293 | H | Savannah St.       | 99 34  |
| LAST 12 Division I GAMES: |   |                 |       |     |   |                    |       |     |   |            |       |     |   |                    |        |
| 12                        | N | Kentucky        | 69 92 | 4   | A | South Carolina     | 71 86 |     |   |            |       |     |   |                    |        |
| 57                        | H | Auburn          | 56 49 | 19  | H | Texas A&M          | 83 81 |     |   |            |       |     |   |                    |        |
| 121                       | A | LSU             | 82 56 | 12  | H | Kentucky           | 85 79 |     |   |            |       |     |   |                    |        |
| 38                        | A | Georgia         | 63 74 | 140 | A | Arkansas           | 71 66 |     |   |            |       |     |   |                    |        |
| 74                        | H | Vanderbilt      | 79 67 | 45  | A | Missouri           | 64 79 |     |   |            |       |     |   |                    |        |
| 57                        | A | Auburn          | 58 80 | 160 | H | Alabama            | 80 72 |     |   |            |       |     |   |                    |        |

Non-Div I Games:

Florida

Loss, Non-Conf, S Site, H Home A Away N Neutral

|                              |               |            |                |             |               |            |            |           |           |
|------------------------------|---------------|------------|----------------|-------------|---------------|------------|------------|-----------|-----------|
| Average RPI Win: <b>288</b>  | WON-LOST      | WINNING    | LAST 10        | STRENGTH OF | OPP. STRENGTH | TEAM       | ADJ.       | CONF.     | ADJ CONF. |
| Average RPI Loss: <b>239</b> | RECORD        | PCT. RANK  | GAMES          | SCHEDULE    | OF SCHEDULE   | RPI        | RPI        | RPI       | RPI       |
| DIV. I ONLY                  | <b>13- 14</b> | <b>184</b> | <b>5- 5</b>    | <b>349</b>  | <b>319</b>    | <b>297</b> | <b>297</b> | <b>32</b> | <b>32</b> |
| DIV. I NON-CONF.             | <b>4- 7</b>   | <b>222</b> | <b>0- 0</b>    | <b>346</b>  | <b>152</b>    | <b>321</b> | <b>321</b> | <b>30</b> | <b>30</b> |
| TOTALS                       | RPI 1-25      | RPI 26-50  | W-L RECORDS    | RPI 51-100  | RPI 101-150   | RPI 150+   |            |           |           |
| 13- 14                       | 0- 0          | 0- 0       | OVERALL        | 0- 1        | 0- 1          | 13- 12     |            |           |           |
| 6- 5                         | 0- 0          | 0- 0       | HOME           | 0- 0        | 0- 1          | 6- 4       |            |           |           |
| 5- 8                         | 0- 0          | 0- 0       | AWAY           | 0- 1        | 0- 0          | 5- 7       |            |           |           |
| 2- 1                         | 0- 0          | 0- 0       | NEUTRAL        | 0- 0        | 0- 0          | 2- 1       |            |           |           |
| 4- 7                         | 0- 0          | 0- 0       | NON-CONFERENCE | 0- 1        | 0- 1          | 4- 5       |            |           |           |
| 1- 2                         | 0- 0          | 0- 0       | HOME           | 0- 0        | 0- 1          | 1- 1       |            |           |           |
| 1- 4                         | 0- 0          | 0- 0       | AWAY           | 0- 1        | 0- 0          | 1- 3       |            |           |           |
| 2- 1                         | 0- 0          | 0- 0       | NEUTRAL        | 0- 0        | 0- 0          | 2- 1       |            |           |           |
| 9- 7                         | 0- 0          | 0- 0       | CONFERENCE     | 0- 0        | 0- 0          | 9- 7       |            |           |           |
| 5- 3                         | 0- 0          | 0- 0       | HOME           | 0- 0        | 0- 0          | 5- 3       |            |           |           |
| 4- 4                         | 0- 0          | 0- 0       | AWAY           | 0- 0        | 0- 0          | 4- 4       |            |           |           |
| 0- 0                         | 0- 0          | 0- 0       | NEUTRAL        | 0- 0        | 0- 0          | 0- 0       |            |           |           |

| RPI 1-25                  |   |          |       | RPI 26-50 |   |                 |       | RPI 51-100 |   |                     |       | RPI 101+ Team's RPI: 297 |     |                    |        |    |    |
|---------------------------|---|----------|-------|-----------|---|-----------------|-------|------------|---|---------------------|-------|--------------------------|-----|--------------------|--------|----|----|
| RPI                       | S | Opponent | Score | RPI       | S | Opponent        | Score | RPI        | S | Opponent            | Score | RPI                      | S   | Opponent           | Score  |    |    |
|                           |   |          |       |           |   |                 |       | 55         | A | Southern California | 45    | 88                       | 114 | H                  | Mercer | 50 | 54 |
|                           |   |          |       |           |   |                 |       |            |   |                     |       | 153                      | A   | North Carolina     | 58     | 94 |    |
|                           |   |          |       |           |   |                 |       |            |   |                     |       | 187                      | N   | UC Davis           | 61     | 58 |    |
|                           |   |          |       |           |   |                 |       |            |   |                     |       | 203                      | A   | Hampton            | 66     | 59 |    |
|                           |   |          |       |           |   |                 |       |            |   |                     |       | 218                      | A   | N.C. A&T           | 51     | 80 |    |
|                           |   |          |       |           |   |                 |       |            |   |                     |       | 218                      | H   | N.C. A&T           | 66     | 70 |    |
|                           |   |          |       |           |   |                 |       |            |   |                     |       | 244                      | A   | Bethune-Cookman    | 60     | 67 |    |
|                           |   |          |       |           |   |                 |       |            |   |                     |       | 244                      | H   | Bethune-Cookman    | 53     | 48 |    |
|                           |   |          |       |           |   |                 |       |            |   |                     |       | 246                      | H   | Coppin St.         | 79     | 73 |    |
|                           |   |          |       |           |   |                 |       |            |   |                     |       | 254                      | H   | Morgan St.         | 62     | 67 |    |
|                           |   |          |       |           |   |                 |       |            |   |                     |       | 258                      | A   | Clemson            | 77     | 68 |    |
|                           |   |          |       |           |   |                 |       |            |   |                     |       | 277                      | A   | UCF                | 55     | 93 |    |
|                           |   |          |       |           |   |                 |       |            |   |                     |       | 281                      | A   | UMES               | 47     | 61 |    |
|                           |   |          |       |           |   |                 |       |            |   |                     |       | 286                      | H   | Kennesaw St.       | 69     | 67 |    |
|                           |   |          |       |           |   |                 |       |            |   |                     |       | 293                      | A   | Savannah St.       | 46     | 65 |    |
|                           |   |          |       |           |   |                 |       |            |   |                     |       | 293                      | H   | Savannah St.       | 59     | 38 |    |
|                           |   |          |       |           |   |                 |       |            |   |                     |       | 300                      | N   | Western Caro.      | 53     | 69 |    |
|                           |   |          |       |           |   |                 |       |            |   |                     |       | 310                      | A   | FIU                | 65     | 81 |    |
|                           |   |          |       |           |   |                 |       |            |   |                     |       | 312                      | H   | South Carolina St. | 62     | 68 |    |
|                           |   |          |       |           |   |                 |       |            |   |                     |       | 319                      | H   | Southeastern La.   | 57     | 62 |    |
| LAST 12 Division I GAMES: |   |          |       |           |   |                 |       |            |   |                     |       | 322                      | H   | Delaware St.       | 86     | 56 |    |
|                           |   |          |       | 281       | A | UMES            | 47    | 61         |   |                     |       | 328                      | A   | Howard             | 64     | 53 |    |
|                           |   |          |       | 293       | A | Savannah St.    | 46    | 65         |   |                     |       | 331                      | N   | New Orleans        | 71     | 60 |    |
|                           |   |          |       | 218       | H | N.C. A&T        | 66    | 70         |   |                     |       | 347                      | A   | Norfolk St.        | 83     | 67 |    |
|                           |   |          |       | 244       | H | Bethune-Cookman | 53    | 48         |   |                     |       | 348                      | A   | N.C. Central       | 69     | 54 |    |
|                           |   |          |       | 348       | A | N.C. Central    | 69    | 54         |   |                     |       | 348                      | H   | N.C. Central       | 55     | 45 |    |
|                           |   |          |       | 218       | A | N.C. A&T        | 51    | 80         |   |                     |       |                          |     |                    |        |    |    |
|                           |   |          |       |           |   |                 |       |            |   |                     |       |                          |     |                    |        |    |    |
|                           |   |          |       |           |   |                 |       |            |   |                     |       |                          |     |                    |        |    |    |
|                           |   |          |       |           |   |                 |       |            |   |                     |       |                          |     |                    |        |    |    |
|                           |   |          |       |           |   |                 |       |            |   |                     |       |                          |     |                    |        |    |    |
|                           |   |          |       |           |   |                 |       |            |   |                     |       |                          |     |                    |        |    |    |
|                           |   |          |       |           |   |                 |       |            |   |                     |       |                          |     |                    |        |    |    |
|                           |   |          |       |           |   |                 |       |            |   |                     |       |                          |     |                    |        |    |    |
|                           |   |          |       |           |   |                 |       |            |   |                     |       |                          |     |                    |        |    |    |
|                           |   |          |       |           |   |                 |       |            |   |                     |       |                          |     |                    |        |    |    |
|                           |   |          |       |           |   |                 |       |            |   |                     |       |                          |     |                    |        |    |    |
|                           |   |          |       |           |   |                 |       |            |   |                     |       |                          |     |                    |        |    |    |
|                           |   |          |       |           |   |                 |       |            |   |                     |       |                          |     |                    |        |    |    |
|                           |   |          |       |           |   |                 |       |            |   |                     |       |                          |     |                    |        |    |    |
|                           |   |          |       |           |   |                 |       |            |   |                     |       |                          |     |                    |        |    |    |
|                           |   |          |       |           |   |                 |       |            |   |                     |       |                          |     |                    |        |    |    |
|                           |   |          |       |           |   |                 |       |            |   |                     |       |                          |     |                    |        |    |    |
|                           |   |          |       |           |   |                 |       |            |   |                     |       |                          |     |                    |        |    |    |
|                           |   |          |       |           |   |                 |       |            |   |                     |       |                          |     |                    |        |    |    |
|                           |   |          |       |           |   |                 |       |            |   |                     |       |                          |     |                    |        |    |    |
|                           |   |          |       |           |   |                 |       |            |   |                     |       |                          |     |                    |        |    |    |
|                           |   |          |       |           |   |                 |       |            |   |                     |       |                          |     |                    |        |    |    |
|                           |   |          |       |           |   |                 |       |            |   |                     |       |                          |     |                    |        |    |    |
|                           |   |          |       |           |   |                 |       |            |   |                     |       |                          |     |                    |        |    |    |
|                           |   |          |       |           |   |                 |       |            |   |                     |       |                          |     |                    |        |    |    |
|                           |   |          |       |           |   |                 |       |            |   |                     |       |                          |     |                    |        |    |    |
|                           |   |          |       |           |   |                 |       |            |   |                     |       |                          |     |                    |        |    |    |
|                           |   |          |       |           |   |                 |       |            |   |                     |       |                          |     |                    |        |    |    |
|                           |   |          |       |           |   |                 |       |            |   |                     |       |                          |     |                    |        |    |    |
|                           |   |          |       |           |   |                 |       |            |   |                     |       |                          |     |                    |        |    |    |
|                           |   |          |       |           |   |                 |       |            |   |                     |       |                          |     |                    |        |    |    |
|                           |   |          |       |           |   |                 |       |            |   |                     |       |                          |     |                    |        |    |    |
|                           |   |          |       |           |   |                 |       |            |   |                     |       |                          |     |                    |        |    |    |
|                           |   |          |       |           |   |                 |       |            |   |                     |       |                          |     |                    |        |    |    |
|                           |   |          |       |           |   |                 |       |            |   |                     |       |                          |     |                    |        |    |    |
|                           |   |          |       |           |   |                 |       |            |   |                     |       |                          |     |                    |        |    |    |
|                           |   |          |       |           |   |                 |       |            |   |                     |       |                          |     |                    |        |    |    |
|                           |   |          |       |           |   |                 |       |            |   |                     |       |                          |     |                    |        |    |    |
|                           |   |          |       |           |   |                 |       |            |   |                     |       |                          |     |                    |        |    |    |
|                           |   |          |       |           |   |                 |       |            |   |                     |       |                          |     |                    |        |    |    |
|                           |   |          |       |           |   |                 |       |            |   |                     |       |                          |     |                    |        |    |    |
|                           |   |          |       |           |   |                 |       |            |   |                     |       |                          |     |                    |        |    |    |
|                           |   |          |       |           |   |                 |       |            |   |                     |       |                          |     |                    |        |    |    |
|                           |   |          |       |           |   |                 |       |            |   |                     |       |                          |     |                    |        |    |    |
|                           |   |          |       |           |   |                 |       |            |   |                     |       |                          |     |                    |        |    |    |
|                           |   |          |       |           |   |                 |       |            |   |                     |       |                          |     |                    |        |    |    |
|                           |   |          |       |           |   |                 |       |            |   |                     |       |                          |     |                    |        |    |    |
|                           |   |          |       |           |   |                 |       |            |   |                     |       |                          |     |                    |        |    |    |

Non-Div I Games: Clark Atlanta 98 88 Fla. Memorial 66 62

Florida A&amp;M

Loss, Non-Conf, S Site, H Home A Away N Neutral

|                   |          |           |                |            |             |               |      |      |       |           |
|-------------------|----------|-----------|----------------|------------|-------------|---------------|------|------|-------|-----------|
| Average RPI Win:  | 143      | WON-LOST  | WINNING        | LAST 10    | STRENGTH OF | OPP. STRENGTH | TEAM | ADJ. | CONF. | ADJ CONF. |
| Average RPI Loss: | 13       | RECORD    | PCT. RANK      | GAMES      | SCHEDULE    | OF SCHEDULE   | RPI  | RPI  | RPI   | RPI       |
| DIV. I ONLY       | 23- 7    | 39        | 7- 3           | 22         | 45          | 16            | 16   | 4    | 4     |           |
| DIV. I NON-CONF.  | 10- 3    | 61        | 0- 0           | 37         | 102         | 26            | 26   | 5    | 5     |           |
| TOTALS            | RPI 1-25 | RPI 26-50 | W-L RECORDS    | RPI 51-100 | RPI 101-150 | RPI 150+      |      |      |       |           |
| 23- 7             | 0- 6     | 4- 1      | OVERALL        | 4- 0       | 6- 0        | 9- 0          |      |      |       |           |
| 15- 1             | 0- 1     | 1- 0      | HOME           | 4- 0       | 4- 0        | 6- 0          |      |      |       |           |
| 7- 4              | 0- 4     | 3- 0      | AWAY           | 0- 0       | 2- 0        | 2- 0          |      |      |       |           |
| 1- 2              | 0- 1     | 0- 1      | NEUTRAL        | 0- 0       | 0- 0        | 1- 0          |      |      |       |           |
| 10- 3             | 0- 3     | 0- 0      | NON-CONFERENCE | 3- 0       | 1- 0        | 6- 0          |      |      |       |           |
| 8- 0              | 0- 0     | 0- 0      | HOME           | 3- 0       | 1- 0        | 4- 0          |      |      |       |           |
| 1- 2              | 0- 2     | 0- 0      | AWAY           | 0- 0       | 0- 0        | 1- 0          |      |      |       |           |
| 1- 1              | 0- 1     | 0- 0      | NEUTRAL        | 0- 0       | 0- 0        | 1- 0          |      |      |       |           |
| 13- 4             | 0- 3     | 4- 1      | CONFERENCE     | 1- 0       | 5- 0        | 3- 0          |      |      |       |           |
| 7- 1              | 0- 1     | 1- 0      | HOME           | 1- 0       | 3- 0        | 2- 0          |      |      |       |           |
| 6- 2              | 0- 2     | 3- 0      | AWAY           | 0- 0       | 2- 0        | 1- 0          |      |      |       |           |
| 0- 1              | 0- 0     | 0- 1      | NEUTRAL        | 0- 0       | 0- 0        | 0- 0          |      |      |       |           |

| RPI 1-25                  |   |             |       | RPI 26-50 |   |                    |       | RPI 51-100 |   |               |       | RPI 101+ |   |                 |        |
|---------------------------|---|-------------|-------|-----------|---|--------------------|-------|------------|---|---------------|-------|----------|---|-----------------|--------|
| RPI                       | S | Opponent    | Score | RPI       | S | Opponent           | Score | RPI        | S | Opponent      | Score | RPI      | S | Opponent        | Score  |
| 1                         | H | Notre Dame  | 66 73 | 26        | A | Miami (FL)         | 69 58 | 51         | H | Rutgers       | 65 43 | 109      | H | Virginia        | 70 48  |
| 3                         | N | UConn       | 49 73 | 26        | H | Miami (FL)         | 70 67 | 71         | H | Temple        | 75 47 | 114      | H | Mercer          | 79 36  |
| 11                        | A | Arizona St. | 56 68 | 26        | N | Miami (FL)         | 56 74 | 72         | H | Georgia Tech  | 75 69 | 118      | H | Boston College  | 75 42  |
| 13                        | A | Syracuse    | 73 83 | 47        | A | Duke               | 69 53 | 73         | H | Tulane        | 78 72 | 120      | H | Virginia Tech   | 68 50  |
| 15                        | A | Louisville  | 69 79 | 50        | A | North Carolina St. | 56 52 |            |   |               |       | 125      | A | Pittsburgh      | 66 55  |
| 23                        | A | Florida     | 72 82 |           |   |                    |       |            |   |               |       | 139      | A | Wake Forest     | 96 55  |
|                           |   |             |       |           |   |                    |       |            |   |               |       | 152      | H | Jacksonville    | 77 60  |
|                           |   |             |       |           |   |                    |       |            |   |               |       | 153      | H | North Carolina  | 94 63  |
|                           |   |             |       |           |   |                    |       |            |   |               |       | 165      | H | UAB             | 84 44  |
|                           |   |             |       |           |   |                    |       |            |   |               |       | 237      | N | Sam Houston St. | 94 37  |
|                           |   |             |       |           |   |                    |       |            |   |               |       | 258      | A | Clemson         | 85 40  |
|                           |   |             |       |           |   |                    |       |            |   |               |       | 258      | H | Clemson         | 75 56  |
|                           |   |             |       |           |   |                    |       |            |   |               |       | 264      | H | Murray St.      | 101 59 |
|                           |   |             |       |           |   |                    |       |            |   |               |       | 324      | A | LIU Brooklyn    | 78 42  |
|                           |   |             |       |           |   |                    |       |            |   |               |       | 327      | H | North Florida   | 80 28  |
| LAST 12 Division I GAMES: |   |             |       |           |   |                    |       |            |   |               |       |          |   |                 |        |
|                           |   |             |       | 26        | N | Miami (FL)         | 56 74 | 47         | A | Duke          | 69 53 |          |   |                 |        |
|                           |   |             |       | 26        | H | Miami (FL)         | 70 67 | 258        | H | Clemson       | 75 56 |          |   |                 |        |
|                           |   |             |       | 50        | A | North Carolina St. | 56 52 | 120        | H | Virginia Tech | 68 50 |          |   |                 |        |
|                           |   |             |       | 1         | H | Notre Dame         | 66 73 | 139        | A | Wake Forest   | 96 55 |          |   |                 |        |
|                           |   |             |       | 13        | A | Syracuse           | 73 83 | 26         | A | Miami (FL)    | 69 58 |          |   |                 |        |
|                           |   |             |       | 153       | H | North Carolina     | 94 63 | 109        | H | Virginia      | 70 48 |          |   |                 |        |

Non-Div I Games:

Florida St.

■ Loss, 
 ■ Non-Conf, 
 ■ S Site, 
 ■ H Home 
 ■ A Away 
 N Neutral

|                   |          |           |                |            |             |               |      |      |       |           |
|-------------------|----------|-----------|----------------|------------|-------------|---------------|------|------|-------|-----------|
| Average RPI Win:  | 211      | WON-LOST  | WINNING        | LAST 10    | STRENGTH OF | OPP. STRENGTH | TEAM | ADJ. | CONF. | ADJ CONF. |
| Average RPI Loss: | 85       | RECORD    | PCT. RANK      | GAMES      | SCHEDULE    | OF SCHEDULE   | RPI  | RPI  | RPI   | RPI       |
| DIV. I ONLY       | 14- 17   | 203       | 5- 5           | 93         | 93          | 161           | 161  | 7    | 7     |           |
| DIV. I NON-CONF.  | 5- 8     | 209       | 0- 0           | 167        | 139         | 230           | 230  | 8    | 8     |           |
| TOTALS            | RPI 1-25 | RPI 26-50 | W-L RECORDS    | RPI 51-100 | RPI 101-150 | RPI 150+      |      |      |       |           |
| 14- 17            | 1- 3     | 1- 3      | OVERALL        | 0- 5       | 1- 3        | 11- 3         |      |      |       |           |
| 11- 4             | 1- 0     | 1- 0      | HOME           | 0- 3       | 1- 0        | 8- 1          |      |      |       |           |
| 2- 10             | 0- 0     | 0- 2      | AWAY           | 0- 1       | 0- 0        | 2- 0          |      |      |       |           |
| 1- 3              | 0- 2     | 0- 0      | NEUTRAL        | 0- 0       | 0- 1        | 1- 0          |      |      |       |           |
| 5- 8              | 0- 1     | 0- 2      | NON-CONFERENCE | 0- 2       | 0- 2        | 5- 1          |      |      |       |           |
| 4- 3              | 0- 0     | 0- 0      | HOME           | 0- 2       | 0- 0        | 4- 1          |      |      |       |           |
| 1- 3              | 0- 0     | 0- 2      | AWAY           | 0- 0       | 0- 1        | 1- 0          |      |      |       |           |
| 0- 2              | 0- 1     | 0- 0      | NEUTRAL        | 0- 0       | 0- 1        | 0- 0          |      |      |       |           |
| 9- 9              | 1- 2     | 1- 1      | CONFERENCE     | 0- 3       | 1- 1        | 6- 2          |      |      |       |           |
| 7- 1              | 1- 0     | 1- 0      | HOME           | 0- 1       | 1- 0        | 4- 0          |      |      |       |           |
| 1- 7              | 0- 1     | 0- 1      | AWAY           | 0- 2       | 0- 1        | 1- 2          |      |      |       |           |
| 1- 1              | 0- 1     | 0- 0      | NEUTRAL        | 0- 0       | 0- 0        | 1- 0          |      |      |       |           |

| RPI 1-25                  |   |                   |       | RPI 26-50 |   |                   |       | RPI 51-100 |   |             |       | RPI 101+ Team's RPI: 161 |   |                    |       |
|---------------------------|---|-------------------|-------|-----------|---|-------------------|-------|------------|---|-------------|-------|--------------------------|---|--------------------|-------|
| RPI                       | S | Opponent          | Score | RPI       | S | Opponent          | Score | RPI        | S | Opponent    | Score | RPI                      | S | Opponent           | Score |
| 13                        | N | Syracuse          | 54 76 | 33        | A | Princeton         | 44 55 | 53         | H | Saint Louis | 49 51 | 115                      | A | Saint Joseph's     | 51 61 |
| 18                        | A | Duquesne          | 40 55 | 37        | A | St. Bonaventure   | 41 55 | 70         | A | VCU         | 51 61 | 115                      | H | Saint Joseph's     | 47 40 |
| 18                        | N | Duquesne          | 65 70 | 37        | H | St. Bonaventure   | 77 68 | 71         | H | Temple      | 44 57 | 131                      | A | Penn St.           | 59 75 |
| 24                        | H | George Washington | 76 69 | 40        | A | Seton Hall        | 54 66 | 74         | H | Vanderbilt  | 40 53 | 138                      | N | Texas Tech         | 48 62 |
|                           |   |                   |       |           |   |                   |       | 83         | A | Dayton      | 55 77 | 163                      | H | Delaware           | 48 55 |
|                           |   |                   |       |           |   |                   |       |            |   |             |       | 169                      | H | George Mason       | 66 54 |
|                           |   |                   |       |           |   |                   |       |            |   |             |       | 190                      | A | Davidson           | 51 69 |
|                           |   |                   |       |           |   |                   |       |            |   |             |       | 190                      | H | Davidson           | 51 40 |
|                           |   |                   |       |           |   |                   |       |            |   |             |       | 198                      | A | Richmond           | 48 52 |
|                           |   |                   |       |           |   |                   |       |            |   |             |       | 213                      | H | Rhode Island       | 50 42 |
|                           |   |                   |       |           |   |                   |       |            |   |             |       | 221                      | A | Massachusetts      | 60 55 |
|                           |   |                   |       |           |   |                   |       |            |   |             |       | 221                      | N | Massachusetts      | 73 62 |
|                           |   |                   |       |           |   |                   |       |            |   |             |       | 250                      | A | Manhattan          | 60 49 |
|                           |   |                   |       |           |   |                   |       |            |   |             |       | 275                      | H | Central Conn. St.  | 63 48 |
|                           |   |                   |       |           |   |                   |       |            |   |             |       | 280                      | H | La Salle           | 54 44 |
|                           |   |                   |       |           |   |                   |       |            |   |             |       | 313                      | H | A&M-Corpus Christi | 67 49 |
|                           |   |                   |       |           |   |                   |       |            |   |             |       | 322                      | H | Delaware St.       | 74 58 |
|                           |   |                   |       |           |   |                   |       |            |   |             |       | 329                      | H | Lafayette          | 61 49 |
| LAST 12 Division I GAMES: |   |                   |       |           |   |                   |       |            |   |             |       |                          |   |                    |       |
| 18                        | N | Duquesne          | 65 70 | 280       | H | La Salle          | 54 44 |            |   |             |       |                          |   |                    |       |
| 221                       | N | Massachusetts     | 73 62 | 115       | A | Saint Joseph's    | 51 61 |            |   |             |       |                          |   |                    |       |
| 83                        | A | Dayton            | 55 77 | 221       | A | Massachusetts     | 60 55 |            |   |             |       |                          |   |                    |       |
| 37                        | H | St. Bonaventure   | 77 68 | 24        | H | George Washington | 76 69 |            |   |             |       |                          |   |                    |       |
| 53                        | H | Saint Louis       | 49 51 | 213       | H | Rhode Island      | 50 42 |            |   |             |       |                          |   |                    |       |
| 198                       | A | Richmond          | 48 52 | 70        | A | VCU               | 51 61 |            |   |             |       |                          |   |                    |       |

Non-Div I Games:

Fordham

■ Loss, 
 ■ Non-Conf, S Site, 
 ■ Home 
 ■ Away 
 N Neutral

Fresno St.

Through Games Of March 7, 2016

| Average RPI Win:  | 235      | WON-LOST  | WINNING        | LAST 10    | STRENGTH OF | OPP. STRENGTH | TEAM | ADJ. | CONF. | ADJ CONF. |
|-------------------|----------|-----------|----------------|------------|-------------|---------------|------|------|-------|-----------|
| Average RPI Loss: | 100      | RECORD    | PCT. RANK      | GAMES      | SCHEDULE    | OF SCHEDULE   | RPI  | RPI  | RPI   | RPI       |
| DIV. I ONLY       | 17- 10   | 97        | 7- 3           | 165        | 179         | 117           | 117  | 20   | 20    |           |
| DIV. I NON-CONF.  | 2- 7     | 280       | 0- 0           | 17         | 52          | 176           | 176  | 20   | 20    |           |
| TOTALS            | RPI 1-25 | RPI 26-50 | W-L RECORDS    | RPI 51-100 | RPI 101-150 | RPI 150+      |      |      |       |           |
| 17- 10            | 0- 1     | 0- 2      | OVERALL        | 0- 4       | 1- 0        | 16- 3         |      |      |       |           |
| 9- 4              | 0- 1     | 0- 1      | HOME           | 0- 1       | 1- 0        | 8- 1          |      |      |       |           |
| 7- 6              | 0- 0     | 0- 1      | AWAY           | 0- 3       | 0- 0        | 7- 2          |      |      |       |           |
| 1- 0              | 0- 0     | 0- 0      | NEUTRAL        | 0- 0       | 0- 0        | 1- 0          |      |      |       |           |
| 2- 7              | 0- 1     | 0- 1      | NON-CONFERENCE | 0- 4       | 0- 0        | 2- 1          |      |      |       |           |
| 1- 3              | 0- 1     | 0- 1      | HOME           | 0- 1       | 0- 0        | 1- 0          |      |      |       |           |
| 0- 4              | 0- 0     | 0- 0      | AWAY           | 0- 3       | 0- 0        | 0- 1          |      |      |       |           |
| 1- 0              | 0- 0     | 0- 0      | NEUTRAL        | 0- 0       | 0- 0        | 1- 0          |      |      |       |           |
| 15- 3             | 0- 0     | 0- 1      | CONFERENCE     | 0- 0       | 1- 0        | 14- 2         |      |      |       |           |
| 8- 1              | 0- 0     | 0- 0      | HOME           | 0- 0       | 1- 0        | 7- 1          |      |      |       |           |
| 7- 2              | 0- 0     | 0- 1      | AWAY           | 0- 0       | 0- 0        | 7- 1          |      |      |       |           |
| 0- 0              | 0- 0     | 0- 0      | NEUTRAL        | 0- 0       | 0- 0        | 0- 0          |      |      |       |           |

| RPI S                     | Opponent            | Score | RPI S | Opponent        | Score | RPI S | Opponent          | Score | RPI S | Opponent          | Score | Team's RPI: 117 |
|---------------------------|---------------------|-------|-------|-----------------|-------|-------|-------------------|-------|-------|-------------------|-------|-----------------|
| 24                        | H George Washington | 53 61 | 32    | H Washington    | 79 89 | 52    | A St. Mary's (CA) | 81 83 | 145   | H Boise St.       | 62 57 |                 |
|                           |                     |       | 44    | A Colorado St.  | 55 68 | 58    | A UC Riverside    | 68 86 | 158   | N Northeastern    | 69 55 |                 |
|                           |                     |       |       |                 |       | 82    | H San Diego       | 68 72 | 172   | A New Mexico      | 69 65 |                 |
|                           |                     |       |       |                 |       | 87    | A Utah            | 63 78 | 172   | H New Mexico      | 51 43 |                 |
|                           |                     |       |       |                 |       |       |                   |       | 188   | A Cal Poly        | 60 64 |                 |
|                           |                     |       |       |                 |       |       |                   |       | 189   | A San Jose St.    | 59 54 |                 |
|                           |                     |       |       |                 |       |       |                   |       | 189   | H San Jose St.    | 64 66 |                 |
|                           |                     |       |       |                 |       |       |                   |       | 207   | A UNLV            | 57 52 |                 |
|                           |                     |       |       |                 |       |       |                   |       | 207   | H UNLV            | 58 54 |                 |
|                           |                     |       |       |                 |       |       |                   |       | 212   | H CSU Bakersfield | 57 52 |                 |
|                           |                     |       |       |                 |       |       |                   |       | 223   | A Utah St.        | 67 61 |                 |
|                           |                     |       |       |                 |       |       |                   |       | 223   | H Utah St.        | 66 62 |                 |
|                           |                     |       |       |                 |       |       |                   |       | 242   | A San Diego St.   | 54 65 |                 |
|                           |                     |       |       |                 |       |       |                   |       | 242   | H San Diego St.   | 54 49 |                 |
|                           |                     |       |       |                 |       |       |                   |       | 256   | A Wyoming         | 49 42 |                 |
|                           |                     |       |       |                 |       |       |                   |       | 256   | H Wyoming         | 64 52 |                 |
|                           |                     |       |       |                 |       |       |                   |       | 325   | A Nevada          | 67 59 |                 |
|                           |                     |       |       |                 |       |       |                   |       | 325   | H Nevada          | 65 56 |                 |
|                           |                     |       |       |                 |       |       |                   |       | 341   | A Air Force       | 63 48 |                 |
|                           |                     |       |       |                 |       |       |                   |       | 341   | H Air Force       | 70 46 |                 |
| LAST 12 Division I GAMES: |                     |       |       |                 |       |       |                   |       |       |                   |       |                 |
| 223                       | H Utah St.          | 66 62 | 325   | H Nevada        | 65 56 |       |                   |       |       |                   |       |                 |
| 44                        | A Colorado St.      | 55 68 | 242   | A San Diego St. | 54 65 |       |                   |       |       |                   |       |                 |
| 172                       | H New Mexico        | 51 43 | 207   | A UNLV          | 57 52 |       |                   |       |       |                   |       |                 |
| 341                       | A Air Force         | 63 48 | 189   | H San Jose St.  | 64 66 |       |                   |       |       |                   |       |                 |
| 223                       | A Utah St.          | 67 61 | 256   | A Wyoming       | 49 42 |       |                   |       |       |                   |       |                 |
| 256                       | H Wyoming           | 64 52 | 341   | H Air Force     | 70 46 |       |                   |       |       |                   |       |                 |

Non-Div I Games: Fresno Pacific 78 33 Stanislaus St. 72 49

Fresno St.

Loss, Non-Conf, S Site, H Home A Away N Neutral



|                              |          |           |                |             |               |          |      |       |           |
|------------------------------|----------|-----------|----------------|-------------|---------------|----------|------|-------|-----------|
| Average RPI Win: <b>267</b>  | WON-LOST | WINNING   | LAST 10        | STRENGTH OF | OPP. STRENGTH | TEAM     | ADJ. | CONF. | ADJ CONF. |
| Average RPI Loss: <b>129</b> | RECORD   | PCT. RANK | GAMES          | SCHEDULE    | OF SCHEDULE   | RPI      | RPI  | RPI   | RPI       |
| DIV. I ONLY                  | 13- 16   | 205       | 4- 6           | 233         | 205           | 215      | 215  | 17    | 17        |
| DIV. I NON-CONF.             | 5- 8     | 209       | 0- 0           | 259         | 248           | 240      | 240  | 15    | 15        |
| TOTALS                       | RPI 1-25 | RPI 26-50 | W-L RECORDS    | RPI 51-100  | RPI 101-150   | RPI 150+ |      |       |           |
| 13- 16                       | 0- 0     | 0- 3      | OVERALL        | 0- 2        | 0- 7          | 13- 4    |      |       |           |
| 7- 5                         | 0- 0     | 0- 1      | HOME           | 0- 1        | 0- 2          | 7- 1     |      |       |           |
| 5- 10                        | 0- 0     | 0- 0      | AWAY           | 0- 1        | 0- 1          | 5- 0     |      |       |           |
| 1- 1                         | 0- 0     | 0- 0      | NEUTRAL        | 0- 0        | 0- 1          | 1- 0     |      |       |           |
| 5- 8                         | 0- 0     | 0- 1      | NON-CONFERENCE | 0- 2        | 0- 2          | 5- 3     |      |       |           |
| 3- 2                         | 0- 0     | 0- 0      | HOME           | 0- 1        | 0- 0          | 3- 1     |      |       |           |
| 2- 6                         | 0- 0     | 0- 1      | AWAY           | 0- 1        | 0- 2          | 2- 2     |      |       |           |
| 0- 0                         | 0- 0     | 0- 0      | NEUTRAL        | 0- 0        | 0- 0          | 0- 0     |      |       |           |
| 8- 8                         | 0- 0     | 0- 2      | CONFERENCE     | 0- 0        | 0- 5          | 8- 1     |      |       |           |
| 4- 3                         | 0- 0     | 0- 1      | HOME           | 0- 0        | 0- 2          | 4- 0     |      |       |           |
| 3- 4                         | 0- 0     | 0- 1      | AWAY           | 0- 0        | 0- 2          | 3- 1     |      |       |           |
| 1- 1                         | 0- 0     | 0- 0      | NEUTRAL        | 0- 0        | 0- 1          | 1- 0     |      |       |           |

F  
u  
r  
m  
a  
nF  
u  
r  
m  
a  
n

| RPI 1-25                  |   |          |       | RPI 26-50 |   |               |       | RPI 51-100 |   |             |       | RPI 101+ |   |                    |       | Team's RPI: 215 |  |
|---------------------------|---|----------|-------|-----------|---|---------------|-------|------------|---|-------------|-------|----------|---|--------------------|-------|-----------------|--|
| RPI                       | S | Opponent | Score | RPI       | S | Opponent      | Score | RPI        | S | Opponent    | Score | RPI      | S | Opponent           | Score |                 |  |
|                           |   |          |       | 38        | A | Georgia       | 39 77 | 70         | A | VCU         | 45 67 | 112      | A | Samford            | 63 77 |                 |  |
|                           |   |          |       | 41        | A | Chattanooga   | 46 61 | 89         | H | Elon        | 55 65 | 112      | H | Samford            | 45 58 |                 |  |
|                           |   |          |       | 41        | H | Chattanooga   | 50 56 |            |   |             |       | 114      | A | Mercer             | 62 64 |                 |  |
|                           |   |          |       |           |   |               |       |            |   |             |       | 114      | H | Mercer             | 50 61 |                 |  |
|                           |   |          |       |           |   |               |       |            |   |             |       | 114      | N | Mercer             | 50 64 |                 |  |
|                           |   |          |       |           |   |               |       |            |   |             |       | 120      | A | Virginia Tech      | 30 59 |                 |  |
|                           |   |          |       |           |   |               |       |            |   |             |       | 132      | A | UNC Asheville      | 71 84 |                 |  |
|                           |   |          |       |           |   |               |       |            |   |             |       | 166      | A | ETSU               | 64 68 |                 |  |
|                           |   |          |       |           |   |               |       |            |   |             |       | 166      | H | ETSU               | 81 77 |                 |  |
|                           |   |          |       |           |   |               |       |            |   |             |       | 166      | N | ETSU               | 71 68 |                 |  |
|                           |   |          |       |           |   |               |       |            |   |             |       | 190      | H | Davidson           | 51 69 |                 |  |
|                           |   |          |       |           |   |               |       |            |   |             |       | 198      | A | Richmond           | 69 62 |                 |  |
|                           |   |          |       |           |   |               |       |            |   |             |       | 211      | A | USC Upstate        | 75 63 |                 |  |
|                           |   |          |       |           |   |               |       |            |   |             |       | 258      | H | Clemson            | 70 49 |                 |  |
|                           |   |          |       |           |   |               |       |            |   |             |       | 261      | A | Appalachian St.    | 78 92 |                 |  |
|                           |   |          |       |           |   |               |       |            |   |             |       | 300      | A | Western Caro.      | 83 76 |                 |  |
|                           |   |          |       |           |   |               |       |            |   |             |       | 300      | H | Western Caro.      | 71 56 |                 |  |
|                           |   |          |       |           |   |               |       |            |   |             |       | 305      | A | Wofford            | 70 61 |                 |  |
|                           |   |          |       |           |   |               |       |            |   |             |       | 305      | H | Wofford            | 70 64 |                 |  |
|                           |   |          |       |           |   |               |       |            |   |             |       | 311      | A | UNCG               | 75 59 |                 |  |
|                           |   |          |       |           |   |               |       |            |   |             |       | 311      | H | UNCG               | 85 71 |                 |  |
|                           |   |          |       |           |   |               |       |            |   |             |       | 312      | H | South Carolina St. | 59 46 |                 |  |
|                           |   |          |       |           |   |               |       |            |   |             |       | 326      | H | Winthrop           | 71 52 |                 |  |
|                           |   |          |       |           |   |               |       |            |   |             |       | 348      | A | N.C. Central       | 61 66 |                 |  |
| LAST 12 Division I GAMES: |   |          |       |           |   |               |       |            |   |             |       |          |   |                    |       |                 |  |
|                           |   |          |       | 114       | N | Mercer        | 50 64 | 305        | H | Wofford     | 70 64 |          |   |                    |       |                 |  |
|                           |   |          |       | 166       | N | ETSU          | 71 68 | 166        | A | ETSU        | 64 68 |          |   |                    |       |                 |  |
|                           |   |          |       | 114       | A | Mercer        | 62 64 | 41         | A | Chattanooga | 46 61 |          |   |                    |       |                 |  |
|                           |   |          |       | 112       | A | Samford       | 63 77 | 114        | H | Mercer      | 50 61 |          |   |                    |       |                 |  |
|                           |   |          |       | 300       | H | Western Caro. | 71 56 | 112        | H | Samford     | 45 58 |          |   |                    |       |                 |  |
|                           |   |          |       | 311       | H | UNCG          | 85 71 | 311        | A | UNCG        | 75 59 |          |   |                    |       |                 |  |

Non-Div I Games: Converse 89 52 North Greenville 69 39

Furman

Loss, Non-Conf, S Site, H Home A Away N Neutral

## Ga. Southern

Through Games Of March 7, 2016

|                   |          |           |                |            |             |               |      |      |       |           |
|-------------------|----------|-----------|----------------|------------|-------------|---------------|------|------|-------|-----------|
| Average RPI Win:  | 264      | WON-LOST  | WINNING        | LAST 10    | STRENGTH OF | OPP. STRENGTH | TEAM | ADJ. | CONF. | ADJ CONF. |
| Average RPI Loss: | 171      | RECORD    | PCT. RANK      | GAMES      | SCHEDULE    | OF SCHEDULE   | RPI  | RPI  | RPI   | RPI       |
| DIV. I ONLY       | 7- 22    | 297       | 1- 9           | 199        | 254         | 291           | 291  | 15   | 15    |           |
| DIV. I NON-CONF.  | 3- 6     | 234       | 0- 0           | 212        | 348         | 266           | 266  | 14   | 14    |           |
| TOTALS            | RPI 1-25 | RPI 26-50 | W-L RECORDS    | RPI 51-100 | RPI 101-150 | RPI 150+      |      |      |       |           |
| 7- 22             | 0- 0     | 0- 3      | OVERALL        | 0- 0       | 0- 9        | 7- 10         |      |      |       |           |
| 4- 10             | 0- 0     | 0- 1      | HOME           | 0- 0       | 0- 4        | 4- 5          |      |      |       |           |
| 3- 11             | 0- 0     | 0- 2      | AWAY           | 0- 0       | 0- 5        | 3- 4          |      |      |       |           |
| 0- 1              | 0- 0     | 0- 0      | NEUTRAL        | 0- 0       | 0- 0        | 0- 1          |      |      |       |           |
| 3- 6              | 0- 0     | 0- 1      | NON-CONFERENCE | 0- 0       | 0- 1        | 3- 4          |      |      |       |           |
| 2- 2              | 0- 0     | 0- 0      | HOME           | 0- 0       | 0- 0        | 2- 2          |      |      |       |           |
| 1- 3              | 0- 0     | 0- 1      | AWAY           | 0- 0       | 0- 1        | 1- 1          |      |      |       |           |
| 0- 1              | 0- 0     | 0- 0      | NEUTRAL        | 0- 0       | 0- 0        | 0- 1          |      |      |       |           |
| 4- 16             | 0- 0     | 0- 2      | CONFERENCE     | 0- 0       | 0- 8        | 4- 6          |      |      |       |           |
| 2- 8              | 0- 0     | 0- 1      | HOME           | 0- 0       | 0- 4        | 2- 3          |      |      |       |           |
| 2- 8              | 0- 0     | 0- 1      | AWAY           | 0- 0       | 0- 4        | 2- 3          |      |      |       |           |
| 0- 0              | 0- 0     | 0- 0      | NEUTRAL        | 0- 0       | 0- 0        | 0- 0          |      |      |       |           |

| RPI 1-25                  |   |          | RPI 26-50 |     |   | RPI 51-100      |       |     | RPI 101+ |          |       | Team's RPI: 291        |
|---------------------------|---|----------|-----------|-----|---|-----------------|-------|-----|----------|----------|-------|------------------------|
| RPI                       | S | Opponent | Score     | RPI | S | Opponent        | Score | RPI | S        | Opponent | Score |                        |
|                           |   |          |           | 38  | A | Georgia         | 28 75 |     |          |          |       |                        |
|                           |   |          |           | 39  | A | Arkansas St.    | 54 77 |     |          | 104      | A     | Little Rock 36 69      |
|                           |   |          |           | 39  | H | Arkansas St.    | 52 79 |     |          | 104      | H     | Little Rock 45 50      |
|                           |   |          |           |     |   |                 |       |     |          | 114      | A     | Mercer 50 62           |
|                           |   |          |           |     |   |                 |       |     |          | 133      | A     | La.-Lafayette 49 56    |
|                           |   |          |           |     |   |                 |       |     |          | 133      | H     | La.-Lafayette 39 56    |
|                           |   |          |           |     |   |                 |       |     |          | 142      | A     | Troy 68 84             |
|                           |   |          |           |     |   |                 |       |     |          | 142      | H     | Troy 66 81             |
|                           |   |          |           |     |   |                 |       |     |          | 146      | A     | UT Arlington 31 70     |
|                           |   |          |           |     |   |                 |       |     |          | 146      | H     | UT Arlington 41 53     |
|                           |   |          |           |     |   |                 |       |     |          | 185      | A     | South Ala. 45 48       |
|                           |   |          |           |     |   |                 |       |     |          | 185      | H     | South Ala. 57 43       |
|                           |   |          |           |     |   |                 |       |     |          | 194      | A     | Stetson 57 79          |
|                           |   |          |           |     |   |                 |       |     |          | 209      | H     | Robert Morris 49 64    |
|                           |   |          |           |     |   |                 |       |     |          | 243      | A     | Texas St. 56 61        |
|                           |   |          |           |     |   |                 |       |     |          | 243      | H     | Texas St. 78 64        |
|                           |   |          |           |     |   |                 |       |     |          | 244      | N     | Bethune-Cookman 49 65  |
|                           |   |          |           |     |   |                 |       |     |          | 261      | A     | Appalachian St. 65 50  |
|                           |   |          |           |     |   |                 |       |     |          | 261      | H     | Appalachian St. 62 68  |
|                           |   |          |           |     |   |                 |       |     |          | 272      | A     | Georgia St. 61 50      |
|                           |   |          |           |     |   |                 |       |     |          | 272      | H     | Georgia St. 60 61      |
|                           |   |          |           |     |   |                 |       |     |          | 274      | A     | La.-Monroe 49 59       |
|                           |   |          |           |     |   |                 |       |     |          | 274      | H     | La.-Monroe 49 50       |
|                           |   |          |           |     |   |                 |       |     |          | 293      | A     | Savannah St. 64 48     |
|                           |   |          |           |     |   |                 |       |     |          | 294      | H     | Charleston So. 64 51   |
|                           |   |          |           |     |   |                 |       |     |          | 298      | H     | Jacksonville St. 60 56 |
|                           |   |          |           |     |   |                 |       |     |          | 333      | H     | Lipscomb 55 66         |
| LAST 12 Division I GAMES: |   |          |           |     |   |                 |       |     |          |          |       |                        |
|                           |   |          |           | 133 | A | La.-Lafayette   | 49 56 |     |          | 185      | A     | South Ala. 45 48       |
|                           |   |          |           | 274 | A | La.-Monroe      | 49 59 |     |          | 142      | A     | Troy 68 84             |
|                           |   |          |           | 261 | H | Appalachian St. | 62 68 |     |          | 243      | H     | Texas St. 78 64        |
|                           |   |          |           | 272 | H | Georgia St.     | 60 61 |     |          | 146      | H     | UT Arlington 41 53     |
|                           |   |          |           | 104 | H | Little Rock     | 45 50 |     |          | 39       | A     | Arkansas St. 54 77     |
|                           |   |          |           | 39  | H | Arkansas St.    | 52 79 |     |          | 104      | A     | Little Rock 36 69      |

Non-Div I Games:

Ga. Southern

■ Loss, 
 ■ Non-Conf, 
 ■ S Site, 
 ■ Home 
 ■ Away 
 N Neutral

| CUMULATIVE RECORD |          |           |           | THROUGH GAMES OF MARCH 17, 1910 |             |               |             |          |       |           |
|-------------------|----------|-----------|-----------|---------------------------------|-------------|---------------|-------------|----------|-------|-----------|
| Average RPI Win:  | 240      | WON-LOST  | WINNING   | LAST 10                         | STRENGTH OF | OPP. STRENGTH | TEAM        | ADJ.     | CONF. | ADJ CONF. |
| Average RPI Loss: | 214      | RECORD    | PCT. RANK | GAMES                           | SCHEDULE    | OF SCHEDULE   | RPI         | RPI      | RPI   | RPI       |
| DIV. I ONLY       | 17- 11   | 110       | 6- 4      | 316                             | 275         | 206           | 206         | 27       | 27    |           |
| DIV. I NON-CONF.  | 4- 4     | 160       | 0- 0      | 333                             | 123         | 279           | 279         | 29       | 29    |           |
| -----             |          |           |           |                                 |             |               |             |          |       |           |
| TOTALS            | RPI 1-25 | RPI 26-50 |           | W-L RECORDS                     |             | RPI 51-100    | RPI 101-150 | RPI 150+ |       |           |
| 17- 11            | 0- 0     | 0- 0      |           | OVERALL                         |             | 0- 0          | 3- 3        | 14- 8    |       |           |
| 12- 2             | 0- 0     | 0- 0      |           | HOME                            |             | 0- 0          | 2- 0        | 10- 2    |       |           |
| 5- 6              | 0- 0     | 0- 0      |           | AWAY                            |             | 0- 0          | 1- 1        | 4- 5     |       |           |
| 0- 3              | 0- 0     | 0- 0      |           | NEUTRAL                         |             | 0- 0          | 0- 2        | 0- 1     |       |           |
|                   |          |           |           |                                 |             |               |             |          |       |           |
| 4- 4              | 0- 0     | 0- 0      |           | NON-CONFERENCE                  |             | 0- 0          | 0- 2        | 4- 2     |       |           |
| 3- 1              | 0- 0     | 0- 0      |           | HOME                            |             | 0- 0          | 0- 0        | 3- 1     |       |           |
| 1- 0              | 0- 0     | 0- 0      |           | AWAY                            |             | 0- 0          | 0- 0        | 1- 0     |       |           |
| 0- 3              | 0- 0     | 0- 0      |           | NEUTRAL                         |             | 0- 0          | 0- 2        | 0- 1     |       |           |
|                   |          |           |           |                                 |             |               |             |          |       |           |
| 13- 7             | 0- 0     | 0- 0      |           | CONFERENCE                      |             | 0- 0          | 3- 1        | 10- 6    |       |           |
| 9- 1              | 0- 0     | 0- 0      |           | HOME                            |             | 0- 0          | 2- 0        | 7- 1     |       |           |
| 4- 6              | 0- 0     | 0- 0      |           | AWAY                            |             | 0- 0          | 1- 1        | 3- 5     |       |           |
| 0- 0              | 0- 0     | 0- 0      |           | NEUTRAL                         |             | 0- 0          | 0- 0        | 0- 0     |       |           |

[illegible]

|                  |          |    |    |                |    |    |
|------------------|----------|----|----|----------------|----|----|
| Non-Div I Games: | Montreat | 84 | 49 | Bluefield Col. | 64 | 51 |
|------------------|----------|----|----|----------------|----|----|

Gardner-Webb

Loss, Non-Conf, S Site, H Home A Away N Neutral

| RPI | S | Opponent | Score |    |
|-----|---|----------|-------|----|
| 326 | A | Winthrop | 62    | 81 |
| 326 | H | Winthrop | 70    | 52 |

Gardner-Webb

## George Mason

## Through Games Of March 7, 2016

|                   |          |           |                |            |             |               |      |      |       |           |
|-------------------|----------|-----------|----------------|------------|-------------|---------------|------|------|-------|-----------|
| Average RPI Win:  | 191      | WON-LOST  | WINNING        | LAST 10    | STRENGTH OF | OPP. STRENGTH | TEAM | ADJ. | CONF. | ADJ CONF. |
| Average RPI Loss: | 94       | RECORD    | PCT. RANK      | GAMES      | SCHEDULE    | OF SCHEDULE   | RPI  | RPI  | RPI   | RPI       |
| DIV. I ONLY       | 12- 19   | 239       | 4- 6           | 87         | 85          | 169           | 169  | 7    | 7     |           |
| DIV. I NON-CONF.  | 5- 8     | 209       | 0- 0           | 254        | 100         | 239           | 239  | 8    | 8     |           |
| TOTALS            | RPI 1-25 | RPI 26-50 | W-L RECORDS    | RPI 51-100 | RPI 101-150 | RPI 150+      |      |      |       |           |
| 12- 19            | 0- 4     | 0- 2      | OVERALL        | 3- 5       | 1- 3        | 8- 5          |      |      |       |           |
| 7- 5              | 0- 2     | 0- 0      | HOME           | 1- 1       | 1- 1        | 5- 1          |      |      |       |           |
| 2- 12             | 0- 1     | 0- 1      | AWAY           | 1- 4       | 0- 2        | 1- 4          |      |      |       |           |
| 3- 2              | 0- 1     | 0- 1      | NEUTRAL        | 1- 0       | 0- 0        | 2- 0          |      |      |       |           |
| 5- 8              | 0- 0     | 0- 1      | NON-CONFERENCE | 0- 2       | 0- 3        | 5- 2          |      |      |       |           |
| 3- 1              | 0- 0     | 0- 0      | HOME           | 0- 0       | 0- 1        | 3- 0          |      |      |       |           |
| 0- 6              | 0- 0     | 0- 0      | AWAY           | 0- 2       | 0- 2        | 0- 2          |      |      |       |           |
| 2- 1              | 0- 0     | 0- 1      | NEUTRAL        | 0- 0       | 0- 0        | 2- 0          |      |      |       |           |
| 7- 11             | 0- 4     | 0- 1      | CONFERENCE     | 3- 3       | 1- 0        | 3- 3          |      |      |       |           |
| 4- 4              | 0- 2     | 0- 0      | HOME           | 1- 1       | 1- 0        | 2- 1          |      |      |       |           |
| 2- 6              | 0- 1     | 0- 1      | AWAY           | 1- 2       | 0- 0        | 1- 2          |      |      |       |           |
| 1- 1              | 0- 1     | 0- 0      | NEUTRAL        | 1- 0       | 0- 0        | 0- 0          |      |      |       |           |

| RPI 1-25                  |   |                   |       | RPI 26-50         |    |                 |       | RPI 51-100 |   |                   |       | RPI 101+ Team's RPI: 169 |   |                |       |
|---------------------------|---|-------------------|-------|-------------------|----|-----------------|-------|------------|---|-------------------|-------|--------------------------|---|----------------|-------|
| RPI                       | S | Opponent          | Score | RPI               | S  | Opponent        | Score | RPI        | S | Opponent          | Score | RPI                      | S | Opponent       | Score |
| 18                        | H | Duquesne          | 56 72 | 35                | N  | Western Ky.     | 58 84 | 53         | A | Saint Louis       | 73 63 | 102                      | H | Georgetown     | 57 63 |
| 24                        | A | George Washington | 68 82 | 37                | A  | St. Bonaventure | 55 70 | 53         | H | Saint Louis       | 50 61 | 115                      | H | Saint Joseph's | 55 41 |
| 24                        | H | George Washington | 66 73 |                   |    |                 |       | 57         | A | Auburn            | 59 88 | 120                      | A | Virginia Tech  | 63 80 |
| 24                        | N | George Washington | 48 78 |                   |    |                 |       | 70         | A | VCU               | 34 65 | 122                      | A | Arizona        | 60 68 |
|                           |   |                   |       |                   |    |                 |       | 70         | H | VCU               | 70 54 | 161                      | A | Fordham        | 54 66 |
|                           |   |                   |       |                   |    |                 |       | 83         | A | Dayton            | 58 81 | 163                      | H | Delaware       | 90 83 |
|                           |   |                   |       |                   |    |                 |       | 83         | N | Dayton            | 66 62 | 174                      | A | Radford        | 63 66 |
|                           |   |                   |       |                   |    |                 |       | 87         | A | Utah              | 62 74 | 190                      | A | Davidson       | 63 68 |
|                           |   |                   |       |                   |    |                 |       |            |   |                   |       | 193                      | N | Tulsa          | 64 63 |
|                           |   |                   |       |                   |    |                 |       |            |   |                   |       | 198                      | H | Richmond       | 50 57 |
|                           |   |                   |       |                   |    |                 |       |            |   |                   |       | 207                      | A | UNLV           | 59 67 |
|                           |   |                   |       |                   |    |                 |       |            |   |                   |       | 213                      | A | Rhode Island   | 68 65 |
|                           |   |                   |       |                   |    |                 |       |            |   |                   |       | 221                      | H | Massachusetts  | 64 59 |
|                           |   |                   |       |                   |    |                 |       |            |   |                   |       | 266                      | N | Pepperdine     | 71 63 |
|                           |   |                   |       |                   |    |                 |       |            |   |                   |       | 280                      | H | La Salle       | 79 70 |
|                           |   |                   |       |                   |    |                 |       |            |   |                   |       | 295                      | H | Towson         | 88 76 |
|                           |   |                   |       |                   |    |                 |       |            |   |                   |       | 341                      | H | Air Force      | 69 52 |
| LAST 12 Division I GAMES: |   |                   |       |                   |    |                 |       |            |   |                   |       |                          |   |                |       |
|                           |   | 24                | N     | George Washington | 48 | 78              |       | 83         | A | Dayton            | 58    | 81                       |   |                |       |
|                           |   | 83                | N     | Dayton            | 66 | 62              |       | 115        | H | Saint Joseph's    | 55    | 41                       |   |                |       |
|                           |   | 24                | H     | George Washington | 66 | 73              |       | 190        | A | Davidson          | 63    | 68                       |   |                |       |
|                           |   | 70                | A     | VCU               | 34 | 65              |       | 221        | H | Massachusetts     | 64    | 59                       |   |                |       |
|                           |   | 198               | H     | Richmond          | 50 | 57              |       | 53         | H | Saint Louis       | 50    | 61                       |   |                |       |
|                           |   | 213               | A     | Rhode Island      | 68 | 65              |       | 24         | A | George Washington | 68    | 82                       |   |                |       |

Non-Div I Games:

George Mason

■ Loss, 
 ■ Non-Conf, 
 ■ S Site, 
 ■ H Home 
 ■ A Away 
 N Neutral

## George Washington

Through Games Of March 7, 2016

|                   |          |           |                |            |             |               |      |      |       |           |
|-------------------|----------|-----------|----------------|------------|-------------|---------------|------|------|-------|-----------|
| Average RPI Win:  | 147      | WON-LOST  | WINNING        | LAST 10    | STRENGTH OF | OPP. STRENGTH | TEAM | ADJ. | CONF. | ADJ CONF. |
| Average RPI Loss: | 75       | RECORD    | PCT. RANK      | GAMES      | SCHEDULE    | OF SCHEDULE   | RPI  | RPI  | RPI   | RPI       |
| DIV. I ONLY       | 26- 6    | 26        | 7- 3           | 74         | 82          | 24            | 24   | 7    | 7     |           |
| DIV. I NON-CONF.  | 10- 3    | 61        | 0- 0           | 75         | 81          | 46            | 46   | 8    | 8     |           |
| TOTALS            | RPI 1-25 | RPI 26-50 | W-L RECORDS    | RPI 51-100 | RPI 101-150 | RPI 150+      |      |      |       |           |
| 26- 6             | 2- 1     | 0- 1      | OVERALL        | 6- 2       | 4- 1        | 14- 1         |      |      |       |           |
| 12- 2             | 0- 0     | 0- 0      | HOME           | 3- 2       | 1- 0        | 8- 0          |      |      |       |           |
| 9- 3              | 1- 1     | 0- 1      | AWAY           | 1- 0       | 3- 0        | 4- 1          |      |      |       |           |
| 5- 1              | 1- 0     | 0- 0      | NEUTRAL        | 2- 0       | 0- 1        | 2- 0          |      |      |       |           |
| 10- 3             | 0- 1     | 0- 0      | NON-CONFERENCE | 2- 1       | 3- 1        | 5- 0          |      |      |       |           |
| 5- 1              | 0- 0     | 0- 0      | HOME           | 1- 1       | 1- 0        | 3- 0          |      |      |       |           |
| 3- 1              | 0- 1     | 0- 0      | AWAY           | 0- 0       | 2- 0        | 1- 0          |      |      |       |           |
| 2- 1              | 0- 0     | 0- 0      | NEUTRAL        | 1- 0       | 0- 1        | 1- 0          |      |      |       |           |
| 16- 3             | 2- 0     | 0- 1      | CONFERENCE     | 4- 1       | 1- 0        | 9- 1          |      |      |       |           |
| 7- 1              | 0- 0     | 0- 0      | HOME           | 2- 1       | 0- 0        | 5- 0          |      |      |       |           |
| 6- 2              | 1- 0     | 0- 1      | AWAY           | 1- 0       | 1- 0        | 3- 1          |      |      |       |           |
| 3- 0              | 1- 0     | 0- 0      | NEUTRAL        | 1- 0       | 0- 0        | 1- 0          |      |      |       |           |

| RPI | S | Opponent | Score |
|-----|---|----------|-------|
| 10  | A | Stanford | 63 84 |
| 18  | A | Duquesne | 70 52 |
| 18  | N | Duquesne | 63 60 |

| RPI | S | Opponent        | Score |
|-----|---|-----------------|-------|
| 37  | A | St. Bonaventure | 67 69 |

| RPI | S | Opponent    | Score |
|-----|---|-------------|-------|
| 53  | H | Saint Louis | 89 80 |
| 54  | H | Villanova   | 78 70 |
| 59  | N | Iowa        | 81 77 |
| 67  | H | FGCU        | 60 64 |
| 70  | H | VCU         | 68 79 |
| 70  | N | VCU         | 72 58 |
| 83  | A | Dayton      | 62 61 |
| 83  | H | Dayton      | 72 62 |

| RPI | S | Opponent       | Score |
|-----|---|----------------|-------|
| 101 | H | Iona           | 70 65 |
| 103 | N | Wright St.     | 71 77 |
| 111 | A | Memphis        | 68 62 |
| 115 | A | Saint Joseph's | 70 45 |
| 117 | A | Fresno St.     | 61 53 |
| 161 | A | Fordham        | 69 76 |
| 169 | A | George Mason   | 73 66 |
| 169 | H | George Mason   | 82 68 |
| 169 | N | George Mason   | 78 48 |
| 179 | A | Illinois       | 70 57 |
| 186 | H | Grambling      | 85 58 |
| 190 | A | Davidson       | 79 60 |
| 198 | A | Richmond       | 62 47 |
| 198 | H | Richmond       | 55 53 |
| 213 | H | Rhode Island   | 68 52 |
| 217 | H | Hartford       | 82 51 |
| 221 | H | Massachusetts  | 67 50 |
| 273 | H | American       | 78 48 |
| 280 | H | La Salle       | 83 59 |
| 285 | N | Houston        | 82 78 |

## LAST 12 Division I GAMES:

|     |   |              |       |     |   |                 |       |
|-----|---|--------------|-------|-----|---|-----------------|-------|
| 18  | N | Duquesne     | 63 60 | 37  | A | St. Bonaventure | 67 69 |
| 70  | N | VCU          | 72 58 | 83  | H | Dayton          | 72 62 |
| 169 | N | George Mason | 78 48 | 198 | A | Richmond        | 62 47 |
| 169 | A | George Mason | 73 66 | 161 | A | Fordham         | 69 76 |
| 198 | H | Richmond     | 55 53 | 53  | H | Saint Louis     | 89 80 |
| 70  | H | VCU          | 68 79 | 190 | A | Davidson        | 79 60 |

Non-Div I Games:

George Washington

■ Loss, 
 ■ Non-Conf, S Site, 
 ■ Home 
 ■ Away 
 N Neutral

## Georgetown

Through Games Of March 7, 2016

|                   |          |           |                |            |             |               |      |      |       |           |
|-------------------|----------|-----------|----------------|------------|-------------|---------------|------|------|-------|-----------|
| Average RPI Win:  | 172      | WON-LOST  | WINNING        | LAST 10    | STRENGTH OF | OPP. STRENGTH | TEAM | ADJ. | CONF. | ADJ CONF. |
| Average RPI Loss: | 80       | RECORD    | PCT. RANK      | GAMES      | SCHEDULE    | OF SCHEDULE   | RPI  | RPI  | RPI   | RPI       |
| DIV. I ONLY       | 16- 13   | 148       | 6- 4           | 90         | 83          | 102           | 102  | 6    | 6     |           |
| DIV. I NON-CONF.  | 7- 3     | 91        | 0- 0           | 177        | 228         | 83            | 83   | 6    | 6     |           |
| TOTALS            | RPI 1-25 | RPI 26-50 | W-L RECORDS    | RPI 51-100 | RPI 101-150 | RPI 150+      |      |      |       |           |
| 16- 13            | 0- 0     | 1- 7      | OVERALL        | 3- 2       | 3- 1        | 9- 3          |      |      |       |           |
| 8- 4              | 0- 0     | 0- 3      | HOME           | 1- 1       | 2- 0        | 5- 0          |      |      |       |           |
| 6- 8              | 0- 0     | 1- 3      | AWAY           | 1- 1       | 1- 1        | 3- 3          |      |      |       |           |
| 2- 1              | 0- 0     | 0- 1      | NEUTRAL        | 1- 0       | 0- 0        | 1- 0          |      |      |       |           |
| 7- 3              | 0- 0     | 0- 1      | NON-CONFERENCE | 1- 0       | 1- 1        | 5- 1          |      |      |       |           |
| 3- 0              | 0- 0     | 0- 0      | HOME           | 0- 0       | 1- 0        | 2- 0          |      |      |       |           |
| 2- 3              | 0- 0     | 0- 1      | AWAY           | 0- 0       | 0- 1        | 2- 1          |      |      |       |           |
| 2- 0              | 0- 0     | 0- 0      | NEUTRAL        | 1- 0       | 0- 0        | 1- 0          |      |      |       |           |
| 9- 10             | 0- 0     | 1- 6      | CONFERENCE     | 2- 2       | 2- 0        | 4- 2          |      |      |       |           |
| 5- 4              | 0- 0     | 0- 3      | HOME           | 1- 1       | 1- 0        | 3- 0          |      |      |       |           |
| 4- 5              | 0- 0     | 1- 2      | AWAY           | 1- 1       | 1- 0        | 1- 2          |      |      |       |           |
| 0- 1              | 0- 0     | 0- 1      | NEUTRAL        | 0- 0       | 0- 0        | 0- 0          |      |      |       |           |

| RPI S                     | Opponent          | Score | RPI S | Opponent          | Score | RPI S | Opponent     | Score | RPI S | Opponent               | Score | Team's RPI: 102 |
|---------------------------|-------------------|-------|-------|-------------------|-------|-------|--------------|-------|-------|------------------------|-------|-----------------|
| 28                        | A DePaul          | 53 75 | 28    | H DePaul          | 66 80 | 54    | A Villanova  | 57 51 | 110   | A Creighton            | 57 44 |                 |
| 37                        | A St. Bonaventure | 54 69 | 40    | A Seton Hall      | 73 65 | 54    | H Villanova  | 60 63 | 110   | H Creighton            | 69 57 |                 |
| 40                        | A Seton Hall      | 75 83 | 40    | H Seton Hall      | 75 83 | 86    | N Quinnipiac | 80 68 | 111   | A Memphis              | 53 57 |                 |
| 43                        | A St. John's (NY) | 55 63 | 43    | A St. John's (NY) | 60 65 | 99    | A Marquette  | 72 87 | 120   | H Virginia Tech        | 73 56 |                 |
| 43                        | H St. John's (NY) | 60 65 | 43    | N St. John's (NY) | 52 65 | 99    | H Marquette  | 75 72 | 160   | A Alabama              | 66 78 |                 |
|                           |                   |       |       |                   |       |       |              |       | 163   | H Delaware             | 61 50 |                 |
|                           |                   |       |       |                   |       |       |              |       | 169   | A George Mason         | 63 57 |                 |
|                           |                   |       |       |                   |       |       |              |       | 170   | A Xavier               | 54 59 |                 |
|                           |                   |       |       |                   |       |       |              |       | 170   | H Xavier               | 63 51 |                 |
|                           |                   |       |       |                   |       |       |              |       | 180   | A Butler               | 76 82 |                 |
|                           |                   |       |       |                   |       |       |              |       | 180   | H Butler               | 49 35 |                 |
|                           |                   |       |       |                   |       |       |              |       | 265   | A Providence           | 82 51 |                 |
|                           |                   |       |       |                   |       |       |              |       | 265   | H Providence           | 63 53 |                 |
|                           |                   |       |       |                   |       |       |              |       | 281   | A UMES                 | 71 60 |                 |
|                           |                   |       |       |                   |       |       |              |       | 295   | H Towson               | 82 46 |                 |
|                           |                   |       |       |                   |       |       |              |       | 337   | N St. Francis Brooklyn | 74 52 |                 |
| LAST 12 Division I GAMES: |                   |       |       |                   |       |       |              |       |       |                        |       |                 |
| 43                        | N St. John's (NY) | 52 65 | 28    | H DePaul          | 66 80 |       |              |       |       |                        |       |                 |
| 170                       | H Xavier          | 63 51 | 99    | H Marquette       | 75 72 |       |              |       |       |                        |       |                 |
| 180                       | H Butler          | 49 35 | 110   | A Creighton       | 57 44 |       |              |       |       |                        |       |                 |
| 54                        | H Villanova       | 60 63 | 265   | A Providence      | 82 51 |       |              |       |       |                        |       |                 |
| 43                        | A St. John's (NY) | 55 63 | 54    | A Villanova       | 57 51 |       |              |       |       |                        |       |                 |
| 40                        | A Seton Hall      | 73 65 | 40    | H Seton Hall      | 75 83 |       |              |       |       |                        |       |                 |

Non-Div I Games:

Georgetown

■ Loss, 
 ■ Non-Conf, 
 ■ S Site, 
 ■ H Home 
 ■ A Away 
 N Neutral

|                   |          |           |                |            |             |               |      |      |       |           |
|-------------------|----------|-----------|----------------|------------|-------------|---------------|------|------|-------|-----------|
| Average RPI Win:  | 135      | WON-LOST  | WINNING        | LAST 10    | STRENGTH OF | OPP. STRENGTH | TEAM | ADJ. | CONF. | ADJ CONF. |
| Average RPI Loss: | 53       | RECORD    | PCT. RANK      | GAMES      | SCHEDULE    | OF SCHEDULE   | RPI  | RPI  | RPI   | RPI       |
| DIV. I ONLY       | 21- 9    | 65        | 7- 3           | 37         | 44          | 38            | 38   | 2    | 2     |           |
| DIV. I NON-CONF.  | 12- 1    | 9         | 1- 0           | 100        | 179         | 14            | 14   | 2    | 2     |           |
| TOTALS            | RPI 1-25 | RPI 26-50 | W-L RECORDS    | RPI 51-100 | RPI 101-150 | RPI 150+      |      |      |       |           |
| 21- 9             | 4- 4     | 2- 2      | OVERALL        | 3- 1       | 4- 1        | 8- 1          |      |      |       |           |
| 14- 3             | 2- 1     | 1- 1      | HOME           | 2- 0       | 2- 1        | 7- 0          |      |      |       |           |
| 6- 5              | 1- 3     | 1- 1      | AWAY           | 1- 0       | 2- 0        | 1- 1          |      |      |       |           |
| 1- 1              | 1- 0     | 0- 0      | NEUTRAL        | 0- 1       | 0- 0        | 0- 0          |      |      |       |           |
| 12- 1             | 1- 1     | 1- 0      | NON-CONFERENCE | 1- 0       | 2- 0        | 7- 0          |      |      |       |           |
| 9- 0              | 0- 0     | 1- 0      | HOME           | 1- 0       | 1- 0        | 6- 0          |      |      |       |           |
| 2- 1              | 0- 1     | 0- 0      | AWAY           | 0- 0       | 1- 0        | 1- 0          |      |      |       |           |
| 1- 0              | 1- 0     | 0- 0      | NEUTRAL        | 0- 0       | 0- 0        | 0- 0          |      |      |       |           |
| 9- 8              | 3- 3     | 1- 2      | CONFERENCE     | 2- 1       | 2- 1        | 1- 1          |      |      |       |           |
| 5- 3              | 2- 1     | 0- 1      | HOME           | 1- 0       | 1- 1        | 1- 0          |      |      |       |           |
| 4- 4              | 1- 2     | 1- 1      | AWAY           | 1- 0       | 1- 0        | 0- 1          |      |      |       |           |
| 0- 1              | 0- 0     | 0- 0      | NEUTRAL        | 0- 1       | 0- 0        | 0- 0          |      |      |       |           |

| RPI 1-25                  |   |                 |       | RPI 26-50 |   |                |       | Team's RPI: 38 | RPI 51-100 |   |              |       | RPI 101+ |   |                |       |
|---------------------------|---|-----------------|-------|-----------|---|----------------|-------|----------------|------------|---|--------------|-------|----------|---|----------------|-------|
| RPI                       | S | Opponent        | Score | RPI       | S | Opponent       | Score |                | RPI        | S | Opponent     | Score | RPI      | S | Opponent       | Score |
| 4                         | A | South Carolina  | 51 61 | 27        | A | Tennessee      | 60 80 |                | 57         | H | Auburn       | 63 30 | 103      | A | Wright St.     | 63 57 |
| 12                        | H | Kentucky        | 53 64 | 40        | H | Seton Hall     | 70 52 |                | 72         | H | Georgia Tech | 78 66 | 114      | H | Mercer         | 57 44 |
| 14                        | N | BYU             | 66 58 | 45        | A | Missouri       | 65 50 |                | 74         | A | Vanderbilt   | 64 58 | 121      | A | LSU            | 58 47 |
| 17                        | A | Michigan St.    | 45 66 | 45        | H | Missouri       | 48 54 |                | 74         | N | Vanderbilt   | 49 54 | 121      | H | LSU            | 46 53 |
| 19                        | A | Texas A&M       | 62 73 |           |   |                |       |                |            |   |              |       | 140      | H | Arkansas       | 72 57 |
| 21                        | H | Mississippi St. | 47 43 |           |   |                |       |                |            |   |              |       | 160      | A | Alabama        | 50 64 |
| 23                        | A | Florida         | 71 61 |           |   |                |       |                |            |   |              |       | 176      | H | Ole Miss       | 70 56 |
| 23                        | H | Florida         | 74 63 |           |   |                |       |                |            |   |              |       | 194      | H | Stetson        | 76 55 |
|                           |   |                 |       |           |   |                |       |                |            |   |              |       | 215      | H | Furman         | 77 39 |
|                           |   |                 |       |           |   |                |       |                |            |   |              |       | 239      | H | Cincinnati     | 60 42 |
|                           |   |                 |       |           |   |                |       |                |            |   |              |       | 279      | H | Tennessee Tech | 81 48 |
|                           |   |                 |       |           |   |                |       |                |            |   |              |       | 286      | H | Kennesaw St.   | 89 34 |
|                           |   |                 |       |           |   |                |       |                |            |   |              |       | 291      | H | Ga. Southern   | 75 28 |
|                           |   |                 |       |           |   |                |       |                |            |   |              |       | 299      | A | CSUN           | 83 58 |
| LAST 12 Division I GAMES: |   |                 |       |           |   |                |       |                |            |   |              |       |          |   |                |       |
|                           |   |                 |       | 74        | N | Vanderbilt     | 49 54 |                | 121        | A | LSU          | 58 47 |          |   |                |       |
|                           |   |                 |       | 299       | A | CSUN           | 83 58 |                | 176        | H | Ole Miss     | 70 56 |          |   |                |       |
|                           |   |                 |       | 27        | A | Tennessee      | 60 80 |                | 45         | A | Missouri     | 65 50 |          |   |                |       |
|                           |   |                 |       | 140       | H | Arkansas       | 72 57 |                | 74         | A | Vanderbilt   | 64 58 |          |   |                |       |
|                           |   |                 |       | 23        | H | Florida        | 74 63 |                | 57         | H | Auburn       | 63 30 |          |   |                |       |
|                           |   |                 |       | 4         | A | South Carolina | 51 61 |                | 121        | H | LSU          | 46 53 |          |   |                |       |

Non-Div I Games:

Georgia

■ Loss, 
■ Non-Conf, S Site, 
■ Home 
■ Away 
N Neutral



|                   |          |           |                |            |             |               |      |      |       |           |
|-------------------|----------|-----------|----------------|------------|-------------|---------------|------|------|-------|-----------|
| Average RPI Win:  | 259      | WON-LOST  | WINNING        | LAST 10    | STRENGTH OF | OPP. STRENGTH | TEAM | ADJ. | CONF. | ADJ CONF. |
| Average RPI Loss: | 171      | RECORD    | PCT. RANK      | GAMES      | SCHEDULE    | OF SCHEDULE   | RPI  | RPI  | RPI   | RPI       |
| DIV. I ONLY       | 10- 19   | 258       | 2- 8           | 261        | 242         | 272           | 272  | 15   | 15    |           |
| DIV. I NON-CONF.  | 5- 4     | 138       | 0- 0           | 302        | 347         | 227           | 227  | 14   | 14    |           |
| TOTALS            | RPI 1-25 | RPI 26-50 | W-L RECORDS    | RPI 51-100 | RPI 101-150 | RPI 150+      |      |      |       |           |
| 10- 19            | 0- 0     | 0- 2      | OVERALL        | 0- 1       | 1- 7        | 9- 9          |      |      |       |           |
| 4- 10             | 0- 0     | 0- 1      | HOME           | 0- 1       | 0- 4        | 4- 4          |      |      |       |           |
| 5- 9              | 0- 0     | 0- 1      | AWAY           | 0- 0       | 1- 3        | 4- 5          |      |      |       |           |
| 1- 0              | 0- 0     | 0- 0      | NEUTRAL        | 0- 0       | 0- 0        | 1- 0          |      |      |       |           |
| 5- 4              | 0- 0     | 0- 0      | NON-CONFERENCE | 0- 1       | 0- 0        | 5- 3          |      |      |       |           |
| 2- 2              | 0- 0     | 0- 0      | HOME           | 0- 1       | 0- 0        | 2- 1          |      |      |       |           |
| 2- 2              | 0- 0     | 0- 0      | AWAY           | 0- 0       | 0- 0        | 2- 2          |      |      |       |           |
| 1- 0              | 0- 0     | 0- 0      | NEUTRAL        | 0- 0       | 0- 0        | 1- 0          |      |      |       |           |
| 5- 15             | 0- 0     | 0- 2      | CONFERENCE     | 0- 0       | 1- 7        | 4- 6          |      |      |       |           |
| 2- 8              | 0- 0     | 0- 1      | HOME           | 0- 0       | 0- 4        | 2- 3          |      |      |       |           |
| 3- 7              | 0- 0     | 0- 1      | AWAY           | 0- 0       | 1- 3        | 2- 3          |      |      |       |           |
| 0- 0              | 0- 0     | 0- 0      | NEUTRAL        | 0- 0       | 0- 0        | 0- 0          |      |      |       |           |

| RPI S                     | Opponent          | Score | RPI S | Opponent       | Score | RPI S | Opponent    | Score | RPI S | Opponent          | Score | Team's RPI: 272 |
|---------------------------|-------------------|-------|-------|----------------|-------|-------|-------------|-------|-------|-------------------|-------|-----------------|
| 39                        | A Arkansas St.    | 54 75 | 39    | H Arkansas St. | 64 85 | 77    | H Charlotte | 71 83 | 104   | A Little Rock     | 32 59 |                 |
|                           |                   |       |       |                |       |       |             |       | 104   | H Little Rock     | 39 54 |                 |
|                           |                   |       |       |                |       |       |             |       | 133   | A La.-Lafayette   | 60 65 |                 |
|                           |                   |       |       |                |       |       |             |       | 133   | H La.-Lafayette   | 57 77 |                 |
|                           |                   |       |       |                |       |       |             |       | 142   | A Troy            | 78 89 |                 |
|                           |                   |       |       |                |       |       |             |       | 142   | H Troy            | 90 97 |                 |
|                           |                   |       |       |                |       |       |             |       | 146   | A UT Arlington    | 68 63 |                 |
|                           |                   |       |       |                |       |       |             |       | 146   | H UT Arlington    | 45 74 |                 |
|                           |                   |       |       |                |       |       |             |       | 160   | A Alabama         | 56 72 |                 |
|                           |                   |       |       |                |       |       |             |       | 185   | A South Ala.      | 45 83 |                 |
|                           |                   |       |       |                |       |       |             |       | 185   | H South Ala.      | 52 60 |                 |
|                           |                   |       |       |                |       |       |             |       | 194   | A Stetson         | 80 72 |                 |
|                           |                   |       |       |                |       |       |             |       | 243   | A Texas St.       | 71 80 |                 |
|                           |                   |       |       |                |       |       |             |       | 243   | H Texas St.       | 73 62 |                 |
|                           |                   |       |       |                |       |       |             |       | 244   | N Bethune-Cookman | 68 61 |                 |
|                           |                   |       |       |                |       |       |             |       | 261   | A Appalachian St. | 80 75 |                 |
|                           |                   |       |       |                |       |       |             |       | 261   | H Appalachian St. | 69 72 |                 |
|                           |                   |       |       |                |       |       |             |       | 274   | A La.-Monroe      | 68 82 |                 |
|                           |                   |       |       |                |       |       |             |       | 274   | H La.-Monroe      | 65 52 |                 |
|                           |                   |       |       |                |       |       |             |       | 279   | A Tennessee Tech  | 65 72 |                 |
|                           |                   |       |       |                |       |       |             |       | 286   | A Kennesaw St.    | 66 62 |                 |
|                           |                   |       |       |                |       |       |             |       | 291   | A Ga. Southern    | 61 60 |                 |
|                           |                   |       |       |                |       |       |             |       | 291   | H Ga. Southern    | 50 61 |                 |
|                           |                   |       |       |                |       |       |             |       | 306   | H Morehead St.    | 90 99 |                 |
|                           |                   |       |       |                |       |       |             |       | 327   | H North Florida   | 76 63 |                 |
|                           |                   |       |       |                |       |       |             |       | 328   | H Howard          | 65 58 |                 |
| LAST 12 Division I GAMES: |                   |       |       |                |       |       |             |       |       |                   |       |                 |
| 274                       | A La.-Monroe      | 68 82 | 142   | A Troy         | 78 89 |       |             |       |       |                   |       |                 |
| 133                       | A La.-Lafayette   | 60 65 | 185   | A South Ala.   | 45 83 |       |             |       |       |                   |       |                 |
| 261                       | H Appalachian St. | 69 72 | 146   | H UT Arlington | 45 74 |       |             |       |       |                   |       |                 |
| 291                       | A Ga. Southern    | 61 60 | 243   | H Texas St.    | 73 62 |       |             |       |       |                   |       |                 |
| 39                        | H Arkansas St.    | 64 85 | 104   | A Little Rock  | 32 59 |       |             |       |       |                   |       |                 |
| 104                       | H Little Rock     | 39 54 | 39    | A Arkansas St. | 54 75 |       |             |       |       |                   |       |                 |

Non-Div I Games:

Georgia St.

■ Loss, 
 ■ Non-Conf, 
 ■ S Site, 
 ■ H Home 
 ■ A Away 
 N Neutral

|                   |          |           |                |            |             |               |      |      |       |           |
|-------------------|----------|-----------|----------------|------------|-------------|---------------|------|------|-------|-----------|
| Average RPI Win:  | 188      | WON-LOST  | WINNING        | LAST 10    | STRENGTH OF | OPP. STRENGTH | TEAM | ADJ. | CONF. | ADJ CONF. |
| Average RPI Loss: | 35       | RECORD    | PCT. RANK      | GAMES      | SCHEDULE    | OF SCHEDULE   | RPI  | RPI  | RPI   | RPI       |
| DIV. I ONLY       | 19- 12   | 108       | 7- 3           | 54         | 75          | 72            | 72   | 4    | 4     |           |
| DIV. I NON-CONF.  | 10- 3    | 61        | 0- 0           | 127        | 312         | 73            | 73   | 5    | 5     |           |
| TOTALS            | RPI 1-25 | RPI 26-50 | W-L RECORDS    | RPI 51-100 | RPI 101-150 | RPI 150+      |      |      |       |           |
| 19- 12            | 0- 6     | 1- 4      | OVERALL        | 0- 1       | 7- 1        | 11- 0         |      |      |       |           |
| 12- 4             | 0- 2     | 0- 1      | HOME           | 0- 0       | 3- 1        | 9- 0          |      |      |       |           |
| 5- 6              | 0- 3     | 1- 3      | AWAY           | 0- 0       | 3- 0        | 1- 0          |      |      |       |           |
| 2- 2              | 0- 1     | 0- 0      | NEUTRAL        | 0- 1       | 1- 0        | 1- 0          |      |      |       |           |
| 10- 3             | 0- 0     | 0- 2      | NON-CONFERENCE | 0- 1       | 2- 0        | 8- 0          |      |      |       |           |
| 8- 0              | 0- 0     | 0- 0      | HOME           | 0- 0       | 1- 0        | 7- 0          |      |      |       |           |
| 1- 2              | 0- 0     | 0- 2      | AWAY           | 0- 0       | 1- 0        | 0- 0          |      |      |       |           |
| 1- 1              | 0- 0     | 0- 0      | NEUTRAL        | 0- 1       | 0- 0        | 1- 0          |      |      |       |           |
| 9- 9              | 0- 6     | 1- 2      | CONFERENCE     | 0- 0       | 5- 1        | 3- 0          |      |      |       |           |
| 4- 4              | 0- 2     | 0- 1      | HOME           | 0- 0       | 2- 1        | 2- 0          |      |      |       |           |
| 4- 4              | 0- 3     | 1- 1      | AWAY           | 0- 0       | 2- 0        | 1- 0          |      |      |       |           |
| 1- 1              | 0- 1     | 0- 0      | NEUTRAL        | 0- 0       | 1- 0        | 0- 0          |      |      |       |           |

| RPI 1-25                  |   |                   |       | RPI 26-50 |   |                      |       | RPI 51-100 Team's RPI: 72 |   |          |       | RPI 101+ |   |                      |        |
|---------------------------|---|-------------------|-------|-----------|---|----------------------|-------|---------------------------|---|----------|-------|----------|---|----------------------|--------|
| RPI                       | S | Opponent          | Score | RPI       | S | Opponent             | Score | RPI                       | S | Opponent | Score | RPI      | S | Opponent             | Score  |
| 1                         | A | Notre Dame        | 76 85 | 26        | H | Miami (FL)           | 55 58 | 95                        | N | UNI      | 58 61 | 109      | H | Virginia             | 67 78  |
| 1                         | H | Notre Dame        | 42 54 | 38        | A | Georgia              | 66 78 |                           |   |          |       | 112      | H | Samford              | 66 55  |
| 13                        | A | Syracuse          | 52 71 | 46        | A | Indiana              | 60 69 |                           |   |          |       | 118      | H | Boston College       | 62 56  |
| 15                        | H | Louisville        | 65 78 | 47        | A | Duke                 | 64 59 |                           |   |          |       | 120      | A | Virginia Tech        | 51 34  |
| 15                        | N | Louisville        | 50 60 | 50        | A | North Carolina St.   | 57 65 |                           |   |          |       | 124      | A | IUPUI                | 60 50  |
| 16                        | A | Florida St.       | 69 75 |           |   |                      |       |                           |   |          |       | 125      | A | Pittsburgh           | 66 60  |
|                           |   |                   |       |           |   |                      |       |                           |   |          |       | 139      | H | Wake Forest          | 66 51  |
|                           |   |                   |       |           |   |                      |       |                           |   |          |       | 139      | N | Wake Forest          | 67 65  |
|                           |   |                   |       |           |   |                      |       |                           |   |          |       | 153      | H | North Carolina       | 80 73  |
|                           |   |                   |       |           |   |                      |       |                           |   |          |       | 160      | H | Alabama              | 70 58  |
|                           |   |                   |       |           |   |                      |       |                           |   |          |       | 175      | H | Loyola Chicago       | 84 77  |
|                           |   |                   |       |           |   |                      |       |                           |   |          |       | 211      | H | USC Upstate          | 87 46  |
|                           |   |                   |       |           |   |                      |       |                           |   |          |       | 251      | H | Alabama St.          | 80 54  |
|                           |   |                   |       |           |   |                      |       |                           |   |          |       | 253      | N | High Point           | 81 61  |
|                           |   |                   |       |           |   |                      |       |                           |   |          |       | 258      | A | Clemson              | 76 63  |
|                           |   |                   |       |           |   |                      |       |                           |   |          |       | 258      | H | Clemson              | 77 48  |
|                           |   |                   |       |           |   |                      |       |                           |   |          |       | 278      | H | Prairie View         | 96 48  |
|                           |   |                   |       |           |   |                      |       |                           |   |          |       | 319      | H | Southeastern La.     | 102 49 |
|                           |   |                   |       |           |   |                      |       |                           |   |          |       | 337      | H | St. Francis Brooklyn | 89 51  |
| LAST 12 Division I GAMES: |   |                   |       |           |   |                      |       |                           |   |          |       |          |   |                      |        |
|                           |   | 15 N Louisville   | 50 60 |           |   | 26 H Miami (FL)      | 55 58 |                           |   |          |       |          |   |                      |        |
|                           |   | 139 N Wake Forest | 67 65 |           |   | 13 A Syracuse        | 52 71 |                           |   |          |       |          |   |                      |        |
|                           |   | 139 H Wake Forest | 66 51 |           |   | 120 A Virginia Tech  | 51 34 |                           |   |          |       |          |   |                      |        |
|                           |   | 125 A Pittsburgh  | 66 60 |           |   | 118 H Boston College | 62 56 |                           |   |          |       |          |   |                      |        |
|                           |   | 47 A Duke         | 64 59 |           |   | 1 H Notre Dame       | 42 54 |                           |   |          |       |          |   |                      |        |
|                           |   | 258 H Clemson     | 77 48 |           |   | 258 A Clemson        | 76 63 |                           |   |          |       |          |   |                      |        |

Non-Div I Games:

Georgia Tech

■ Loss, 
 ■ Non-Conf, S Site, 
 ■ Home 
 ■ Away 
 N Neutral

## Gonzaga

Through Games Of March 7, 2016

|                   |          |           |                |            |             |               |      |      |       |           |
|-------------------|----------|-----------|----------------|------------|-------------|---------------|------|------|-------|-----------|
| Average RPI Win:  | 193      | WON-LOST  | WINNING        | LAST 10    | STRENGTH OF | OPP. STRENGTH | TEAM | ADJ. | CONF. | ADJ CONF. |
| Average RPI Loss: | 75       | RECORD    | PCT. RANK      | GAMES      | SCHEDULE    | OF SCHEDULE   | RPI  | RPI  | RPI   | RPI       |
| DIV. I ONLY       | 18- 13   | 130       | 4- 6           | 95         | 91          | 113           | 113  | 8    | 8     |           |
| DIV. I NON-CONF.  | 8- 4     | 99        | 0- 0           | 165        | 80          | 123           | 123  | 9    | 9     |           |
| TOTALS            | RPI 1-25 | RPI 26-50 | W-L RECORDS    | RPI 51-100 | RPI 101-150 | RPI 150+      |      |      |       |           |
| 18- 13            | 2- 2     | 0- 0      | OVERALL        | 3- 9       | 0- 0        | 13- 2         |      |      |       |           |
| 13- 4             | 2- 1     | 0- 0      | HOME           | 2- 3       | 0- 0        | 9- 0          |      |      |       |           |
| 5- 7              | 0- 1     | 0- 0      | AWAY           | 1- 5       | 0- 0        | 4- 1          |      |      |       |           |
| 0- 2              | 0- 0     | 0- 0      | NEUTRAL        | 0- 1       | 0- 0        | 0- 1          |      |      |       |           |
| 8- 4              | 1- 1     | 0- 0      | NON-CONFERENCE | 1- 2       | 0- 0        | 6- 1          |      |      |       |           |
| 6- 2              | 1- 1     | 0- 0      | HOME           | 0- 1       | 0- 0        | 5- 0          |      |      |       |           |
| 2- 1              | 0- 0     | 0- 0      | AWAY           | 1- 1       | 0- 0        | 1- 0          |      |      |       |           |
| 0- 1              | 0- 0     | 0- 0      | NEUTRAL        | 0- 0       | 0- 0        | 0- 1          |      |      |       |           |
| 10- 9             | 1- 1     | 0- 0      | CONFERENCE     | 2- 7       | 0- 0        | 7- 1          |      |      |       |           |
| 7- 2              | 1- 0     | 0- 0      | HOME           | 2- 2       | 0- 0        | 4- 0          |      |      |       |           |
| 3- 6              | 0- 1     | 0- 0      | AWAY           | 0- 4       | 0- 0        | 3- 1          |      |      |       |           |
| 0- 1              | 0- 0     | 0- 0      | NEUTRAL        | 0- 1       | 0- 0        | 0- 0          |      |      |       |           |

| RPI 1-25                  |   |               |       | RPI 26-50 |   |                 |       | RPI 51-100 |   |                     |       | RPI 101+ Team's RPI: 113 |       |                  |       |
|---------------------------|---|---------------|-------|-----------|---|-----------------|-------|------------|---|---------------------|-------|--------------------------|-------|------------------|-------|
| RPI                       | S | Opponent      | Score | RPI       | S | Opponent        | Score | RPI        | S | Opponent            | Score | RPI                      | S     | Opponent         | Score |
| 10                        | H | Stanford      | 48 65 |           |   |                 |       | 52         | A | St. Mary's (CA)     | 47 66 | 151                      | H     | Montana St.      | 65 52 |
| 14                        | A | BYU           | 54 58 |           |   |                 |       | 52         | H | St. Mary's (CA)     | 68 69 | 153                      | N     | North Carolina   | 62 67 |
| 14                        | H | BYU           | 73 55 |           |   |                 |       | 55         | H | Southern California | 56 60 | 173                      | A     | Pacific          | 83 84 |
| 22                        | H | West Virginia | 62 57 |           |   |                 |       | 62         | A | Santa Clara         | 64 71 | 173                      | H     | Pacific          | 68 61 |
|                           |   |               |       |           |   |                 |       | 62         | H | Santa Clara         | 53 44 | 178                      | H     | Eastern Wash.    | 78 56 |
|                           |   |               |       |           |   |                 |       | 62         | N | Santa Clara         | 58 59 | 229                      | H     | Grand Canyon     | 70 44 |
|                           |   |               |       |           |   |                 |       | 80         | A | San Francisco       | 52 71 | 240                      | A     | Loyola Marymount | 66 59 |
|                           |   |               |       |           |   |                 |       | 80         | H | San Francisco       | 68 47 | 240                      | H     | Loyola Marymount | 83 68 |
|                           |   |               |       |           |   |                 |       | 82         | A | San Diego           | 54 63 | 256                      | H     | Wyoming          | 61 57 |
|                           |   |               |       |           |   |                 |       | 82         | H | San Diego           | 57 58 | 266                      | A     | Pepperdine       | 74 57 |
|                           |   |               |       |           |   |                 |       | 83         | A | Dayton              | 57 47 | 266                      | H     | Pepperdine       | 56 39 |
|                           |   |               |       |           |   |                 |       | 96         | A | Washington St.      | 48 55 | 288                      | A     | Portland         | 71 63 |
|                           |   |               |       |           |   |                 |       |            |   |                     |       | 288                      | H     | Portland         | 86 51 |
|                           |   |               |       |           |   |                 |       |            |   |                     |       | 292                      | A     | Colgate          | 80 50 |
|                           |   |               |       |           |   |                 |       |            |   |                     |       | 341                      | H     | Air Force        | 88 35 |
| LAST 12 Division I GAMES: |   |               |       |           |   |                 |       |            |   |                     |       |                          |       |                  |       |
|                           |   |               |       | 62        | N | Santa Clara     | 58 59 |            |   | 266                 | H     | Pepperdine               | 56 39 |                  |       |
|                           |   |               |       | 14        | H | BYU             | 73 55 |            |   | 240                 | H     | Loyola Marymount         | 83 68 |                  |       |
|                           |   |               |       | 82        | H | San Diego       | 57 58 |            |   | 80                  | A     | San Francisco            | 52 71 |                  |       |
|                           |   |               |       | 173       | A | Pacific         | 83 84 |            |   | 62                  | A     | Santa Clara              | 64 71 |                  |       |
|                           |   |               |       | 52        | A | St. Mary's (CA) | 47 66 |            |   | 173                 | H     | Pacific                  | 68 61 |                  |       |
|                           |   |               |       | 288       | H | Portland        | 86 51 |            |   | 52                  | H     | St. Mary's (CA)          | 68 69 |                  |       |

Non-Div I Games:

Gonzaga

■ Loss, 
 ■ Non-Conf, 
 ■ S Site, 
 ■ H Home 
 ■ A Away 
 N Neutral

| Average RPI Win:  | 295      | WON-LOST  | WINNING        | LAST 10    | STRENGTH OF | OPP. STRENGTH | TEAM | ADJ. | CONF. | ADJ CONF. |
|-------------------|----------|-----------|----------------|------------|-------------|---------------|------|------|-------|-----------|
| Average RPI Loss: | 164      | RECORD    | PCT. RANK      | GAMES      | SCHEDULE    | OF SCHEDULE   | RPI  | RPI  | RPI   | RPI       |
| DIV. I ONLY       | 14- 13   | 158       | 8- 2           | 270        | 329         | 186           | 186  | 31   | 31    |           |
| DIV. I NON-CONF.  | 1- 8     | 320       | 0- 0           | 43         | 64          | 205           | 205  | 31   | 31    |           |
| TOTALS            | RPI 1-25 | RPI 26-50 | W-L RECORDS    | RPI 51-100 | RPI 101-150 | RPI 150+      |      |      |       |           |
| 14- 13            | 0- 3     | 0- 0      | OVERALL        | 0- 0       | 0- 2        | 14- 8         |      |      |       |           |
| 7- 2              | 0- 0     | 0- 0      | HOME           | 0- 0       | 0- 0        | 7- 2          |      |      |       |           |
| 7- 11             | 0- 0     | 0- 0      | AWAY           | 0- 0       | 0- 2        | 7- 2          |      |      |       |           |
| 0- 0              | 0- 0     | 0- 0      | NEUTRAL        | 0- 0       | 0- 0        | 0- 0          |      |      |       |           |
| 1- 8              | 0- 3     | 0- 0      | NON-CONFERENCE | 0- 0       | 0- 2        | 1- 3          |      |      |       |           |
| 0- 0              | 0- 0     | 0- 0      | HOME           | 0- 0       | 0- 0        | 0- 0          |      |      |       |           |
| 1- 8              | 0- 3     | 0- 0      | AWAY           | 0- 0       | 0- 2        | 1- 3          |      |      |       |           |
| 0- 0              | 0- 0     | 0- 0      | NEUTRAL        | 0- 0       | 0- 0        | 0- 0          |      |      |       |           |
| 13- 5             | 0- 0     | 0- 0      | CONFERENCE     | 0- 0       | 0- 0        | 13- 5         |      |      |       |           |
| 7- 2              | 0- 0     | 0- 0      | HOME           | 0- 0       | 0- 0        | 7- 2          |      |      |       |           |
| 6- 3              | 0- 0     | 0- 0      | AWAY           | 0- 0       | 0- 0        | 6- 3          |      |      |       |           |
| 0- 0              | 0- 0     | 0- 0      | NEUTRAL        | 0- 0       | 0- 0        | 0- 0          |      |      |       |           |

| RPI 1-25                  |   |                   |        | RPI 26-50 |   |                  |       | RPI 51-100 |   |          |       | RPI 101+ Team's RPI: 186 |   |                  |       |
|---------------------------|---|-------------------|--------|-----------|---|------------------|-------|------------|---|----------|-------|--------------------------|---|------------------|-------|
| RPI                       | S | Opponent          | Score  | RPI       | S | Opponent         | Score | RPI        | S | Opponent | Score | RPI                      | S | Opponent         | Score |
| 2                         | A | Baylor            | 42 96  |           |   |                  |       |            |   |          |       | 116                      | A | Northwestern St. | 62 71 |
| 21                        | A | Mississippi St.   | 43 107 |           |   |                  |       |            |   |          |       | 138                      | A | Texas Tech       | 55 70 |
| 24                        | A | George Washington | 58 85  |           |   |                  |       |            |   |          |       | 155                      | A | Southern U.      | 68 80 |
|                           |   |                   |        |           |   |                  |       |            |   |          |       | 155                      | H | Southern U.      | 65 52 |
|                           |   |                   |        |           |   |                  |       |            |   |          |       | 160                      | A | Alabama          | 57 72 |
|                           |   |                   |        |           |   |                  |       |            |   |          |       | 193                      | A | Tulsa            | 51 79 |
|                           |   |                   |        |           |   |                  |       |            |   |          |       | 202                      | A | William & Mary   | 55 74 |
|                           |   |                   |        |           |   |                  |       |            |   |          |       | 234                      | A | Texas Southern   | 49 46 |
|                           |   |                   |        |           |   |                  |       |            |   |          |       | 234                      | H | Texas Southern   | 50 62 |
|                           |   |                   |        |           |   |                  |       |            |   |          |       | 251                      | A | Alabama St.      | 60 69 |
|                           |   |                   |        |           |   |                  |       |            |   |          |       | 251                      | H | Alabama St.      | 89 69 |
|                           |   |                   |        |           |   |                  |       |            |   |          |       | 278                      | A | Prairie View     | 51 44 |
|                           |   |                   |        |           |   |                  |       |            |   |          |       | 278                      | H | Prairie View     | 69 66 |
|                           |   |                   |        |           |   |                  |       |            |   |          |       | 296                      | A | Alcorn           | 85 76 |
|                           |   |                   |        |           |   |                  |       |            |   |          |       | 296                      | H | Alcorn           | 66 70 |
|                           |   |                   |        |           |   |                  |       |            |   |          |       | 304                      | A | Nicholls St.     | 69 65 |
|                           |   |                   |        |           |   |                  |       |            |   |          |       | 308                      | A | Jackson St.      | 79 58 |
|                           |   |                   |        |           |   |                  |       |            |   |          |       | 308                      | H | Jackson St.      | 75 61 |
|                           |   |                   |        |           |   |                  |       |            |   |          |       | 334                      | A | Ark.-Pine Bluff  | 68 83 |
|                           |   |                   |        |           |   |                  |       |            |   |          |       | 334                      | H | Ark.-Pine Bluff  | 67 49 |
|                           |   |                   |        |           |   |                  |       |            |   |          |       | 346                      | A | Alabama A&M      | 75 67 |
|                           |   |                   |        |           |   |                  |       |            |   |          |       | 346                      | H | Alabama A&M      | 75 56 |
|                           |   |                   |        |           |   |                  |       |            |   |          |       | 349                      | A | Mississippi Val. | 65 52 |
|                           |   |                   |        |           |   |                  |       |            |   |          |       | 349                      | H | Mississippi Val. | 79 55 |
| LAST 12 Division I GAMES: |   |                   |        |           |   |                  |       |            |   |          |       |                          |   |                  |       |
| 251                       | A | Alabama St.       | 60 69  | 278       | A | Prairie View     | 51 44 |            |   |          |       |                          |   |                  |       |
| 346                       | A | Alabama A&M       | 75 67  | 296       | H | Alcorn           | 66 70 |            |   |          |       |                          |   |                  |       |
| 349                       | H | Mississippi Val.  | 79 55  | 155       | H | Southern U.      | 65 52 |            |   |          |       |                          |   |                  |       |
| 334                       | H | Ark.-Pine Bluff   | 67 49  | 349       | A | Mississippi Val. | 65 52 |            |   |          |       |                          |   |                  |       |
| 308                       | H | Jackson St.       | 75 61  | 334       | A | Ark.-Pine Bluff  | 68 83 |            |   |          |       |                          |   |                  |       |
| 234                       | A | Texas Southern    | 49 46  | 308       | A | Jackson St.      | 79 58 |            |   |          |       |                          |   |                  |       |

Non-Div I Games: Southern-N.O. 73 61 LSU-Alexandria 106 50

Grambling

Loss, Non-Conf, S Site, H Home A Away N Neutral

## Grand Canyon

Through Games Of March 7, 2016

|                              |          |           |                |             |               |          |      |       |           |
|------------------------------|----------|-----------|----------------|-------------|---------------|----------|------|-------|-----------|
| Average RPI Win: <b>268</b>  | WON-LOST | WINNING   | LAST 10        | STRENGTH OF | OPP. STRENGTH | TEAM     | ADJ. | CONF. | ADJ CONF. |
| Average RPI Loss: <b>147</b> | RECORD   | PCT. RANK | GAMES          | SCHEDULE    | OF SCHEDULE   | RPI      | RPI  | RPI   | RPI       |
| DIV. I ONLY                  | 13- 14   | 184       | 6- 4           | 274         | 249           | 229      | 229  | 28    | 28        |
| DIV. I NON-CONF.             | 5- 8     | 209       | 0- 0           | 223         | 175           | 232      | 232  | 25    | 25        |
| TOTALS                       | RPI 1-25 | RPI 26-50 | W-L RECORDS    | RPI 51-100  | RPI 101-150   | RPI 150+ |      |       |           |
| 13- 14                       | 0- 1     | 0- 0      | OVERALL        | 0- 3        | 1- 4          | 12- 6    |      |       |           |
| 5- 7                         | 0- 0     | 0- 0      | HOME           | 0- 1        | 1- 2          | 4- 4     |      |       |           |
| 8- 3                         | 0- 0     | 0- 0      | AWAY           | 0- 0        | 0- 0          | 8- 0     |      |       |           |
| 0- 4                         | 0- 1     | 0- 0      | NEUTRAL        | 0- 2        | 0- 0          | 0- 1     |      |       |           |
| 5- 8                         | 0- 1     | 0- 0      | NON-CONFERENCE | 0- 3        | 1- 2          | 4- 2     |      |       |           |
| 2- 3                         | 0- 0     | 0- 0      | HOME           | 0- 1        | 1- 1          | 1- 1     |      |       |           |
| 3- 1                         | 0- 0     | 0- 0      | AWAY           | 0- 0        | 0- 1          | 3- 0     |      |       |           |
| 0- 4                         | 0- 1     | 0- 0      | NEUTRAL        | 0- 2        | 0- 0          | 0- 1     |      |       |           |
| 8- 6                         | 0- 0     | 0- 0      | CONFERENCE     | 0- 0        | 0- 2          | 8- 4     |      |       |           |
| 3- 4                         | 0- 0     | 0- 0      | HOME           | 0- 0        | 0- 1          | 3- 3     |      |       |           |
| 5- 2                         | 0- 0     | 0- 0      | AWAY           | 0- 0        | 0- 1          | 5- 1     |      |       |           |
| 0- 0                         | 0- 0     | 0- 0      | NEUTRAL        | 0- 0        | 0- 0          | 0- 0     |      |       |           |

| RPI 1-25                  |   |                 |       | RPI 26-50 |   |                 |       | RPI 51-100 |   |                     |       | RPI 101+ Team's RPI: 229 |   |                     |       |
|---------------------------|---|-----------------|-------|-----------|---|-----------------|-------|------------|---|---------------------|-------|--------------------------|---|---------------------|-------|
| RPI                       | S | Opponent        | Score | RPI       | S | Opponent        | Score | RPI        | S | Opponent            | Score | RPI                      | S | Opponent            | Score |
| 22                        | N | West Virginia   | 50 68 |           |   |                 |       | 55         | N | Southern California | 44 75 | 108                      | A | New Mexico St.      | 58 60 |
|                           |   |                 |       |           |   |                 |       | 58         | H | UC Riverside        | 67 85 | 108                      | H | New Mexico St.      | 44 64 |
|                           |   |                 |       |           |   |                 |       | 76         | N | Abilene Christian   | 71 75 | 113                      | A | Gonzaga             | 44 70 |
|                           |   |                 |       |           |   |                 |       |            |   |                     |       | 119                      | H | Hawaii              | 41 74 |
|                           |   |                 |       |           |   |                 |       |            |   |                     |       | 137                      | H | Oral Roberts        | 66 64 |
|                           |   |                 |       |           |   |                 |       |            |   |                     |       | 181                      | H | Northern Colo.      | 69 59 |
|                           |   |                 |       |           |   |                 |       |            |   |                     |       | 185                      | H | South Ala.          | 56 59 |
|                           |   |                 |       |           |   |                 |       |            |   |                     |       | 191                      | A | UTRGV               | 28 52 |
|                           |   |                 |       |           |   |                 |       |            |   |                     |       | 191                      | H | UTRGV               | 66 68 |
|                           |   |                 |       |           |   |                 |       |            |   |                     |       | 210                      | A | Utah Valley         | 61 53 |
|                           |   |                 |       |           |   |                 |       |            |   |                     |       | 210                      | H | Utah Valley         | 65 64 |
|                           |   |                 |       |           |   |                 |       |            |   |                     |       | 212                      | A | CSU Bakersfield     | 61 51 |
|                           |   |                 |       |           |   |                 |       |            |   |                     |       | 212                      | H | CSU Bakersfield     | 67 76 |
|                           |   |                 |       |           |   |                 |       |            |   |                     |       | 271                      | A | Seattle             | 67 54 |
|                           |   |                 |       |           |   |                 |       |            |   |                     |       | 271                      | H | Seattle             | 60 53 |
|                           |   |                 |       |           |   |                 |       |            |   |                     |       | 302                      | A | UMKC                | 68 59 |
|                           |   |                 |       |           |   |                 |       |            |   |                     |       | 302                      | H | UMKC                | 57 63 |
|                           |   |                 |       |           |   |                 |       |            |   |                     |       | 314                      | N | Fairleigh Dickinson | 68 74 |
|                           |   |                 |       |           |   |                 |       |            |   |                     |       | 323                      | A | North Dakota St.    | 76 67 |
|                           |   |                 |       |           |   |                 |       |            |   |                     |       | 336                      | A | UC Irvine           | 58 53 |
|                           |   |                 |       |           |   |                 |       |            |   |                     |       | 341                      | A | Air Force           | 73 39 |
|                           |   |                 |       |           |   |                 |       |            |   |                     |       | 344                      | A | Chicago St.         | 65 60 |
|                           |   |                 |       |           |   |                 |       |            |   |                     |       | 344                      | H | Chicago St.         | 74 36 |
| LAST 12 Division I GAMES: |   |                 |       |           |   |                 |       |            |   |                     |       |                          |   |                     |       |
| 210                       | H | Utah Valley     | 65 64 | 108       | H | New Mexico St.  | 44 64 |            |   |                     |       |                          |   |                     |       |
| 212                       | H | CSU Bakersfield | 67 76 | 271       | A | Seattle         | 67 54 |            |   |                     |       |                          |   |                     |       |
| 344                       | A | Chicago St.     | 65 60 | 212       | A | CSU Bakersfield | 61 51 |            |   |                     |       |                          |   |                     |       |
| 302                       | A | UMKC            | 68 59 | 302       | H | UMKC            | 57 63 |            |   |                     |       |                          |   |                     |       |
| 271                       | H | Seattle         | 60 53 | 344       | H | Chicago St.     | 74 36 |            |   |                     |       |                          |   |                     |       |
| 191                       | H | UTRGV           | 66 68 | 210       | A | Utah Valley     | 61 53 |            |   |                     |       |                          |   |                     |       |

Non-Div I Games: Western St. 77 40 San Diego Christian 60 40 Arizona Christian 87 54

Grand Canyon

■ Loss, 
 ■ Non-Conf, 
 ■ S Site, 
 ■ Home 
 ■ Away 
 N Neutral

Green Bay

Through Games Of March 7, 1910

|                   |          |           |                |            |             |               |      |      |       |           |
|-------------------|----------|-----------|----------------|------------|-------------|---------------|------|------|-------|-----------|
| Average RPI Win:  | 153      | WON-LOST  | WINNING        | LAST 10    | STRENGTH OF | OPP. STRENGTH | TEAM | ADJ. | CONF. | ADJ CONF. |
| Average RPI Loss: | 142      | RECORD    | PCT. RANK      | GAMES      | SCHEDULE    | OF SCHEDULE   | RPI  | RPI  | RPI   | RPI       |
| DIV. I ONLY       | 26- 4    | 13        | 9- 1           | 88         | 104         | 25            | 25   | 14   | 14    |           |
| DIV. I NON-CONF.  | 10- 2    | 33        | 0- 0           | 73         | 12          | 22            | 22   | 16   | 16    |           |
| TOTALS            | RPI 1-25 | RPI 26-50 | W-L RECORDS    | RPI 51-100 | RPI 101-150 | RPI 150+      |      |      |       |           |
| 26- 4             | 0- 0     | 0- 0      | OVERALL        | 7- 1       | 10- 1       | 9- 2          |      |      |       |           |
| 14- 1             | 0- 0     | 0- 0      | HOME           | 5- 0       | 5- 0        | 4- 1          |      |      |       |           |
| 11- 1             | 0- 0     | 0- 0      | AWAY           | 1- 0       | 5- 0        | 5- 1          |      |      |       |           |
| 1- 2              | 0- 0     | 0- 0      | NEUTRAL        | 1- 1       | 0- 1        | 0- 0          |      |      |       |           |
| 10- 2             | 0- 0     | 0- 0      | NON-CONFERENCE | 7- 1       | 0- 1        | 3- 0          |      |      |       |           |
| 6- 0              | 0- 0     | 0- 0      | HOME           | 5- 0       | 0- 0        | 1- 0          |      |      |       |           |
| 3- 0              | 0- 0     | 0- 0      | AWAY           | 1- 0       | 0- 0        | 2- 0          |      |      |       |           |
| 1- 2              | 0- 0     | 0- 0      | NEUTRAL        | 1- 1       | 0- 1        | 0- 0          |      |      |       |           |
| 16- 2             | 0- 0     | 0- 0      | CONFERENCE     | 0- 0       | 10- 0       | 6- 2          |      |      |       |           |
| 8- 1              | 0- 0     | 0- 0      | HOME           | 0- 0       | 5- 0        | 3- 1          |      |      |       |           |
| 8- 1              | 0- 0     | 0- 0      | AWAY           | 0- 0       | 5- 0        | 3- 1          |      |      |       |           |
| 0- 0              | 0- 0     | 0- 0      | NEUTRAL        | 0- 0       | 0- 0        | 0- 0          |      |      |       |           |

[illegible]

Non-Div I Games:

Green Bay

Loss, Non-Conf, S Site, H Home A Away N Neutral

|                   |          |           |                |            |             |               |      |      |       |           |
|-------------------|----------|-----------|----------------|------------|-------------|---------------|------|------|-------|-----------|
| Average RPI Win:  | 273      | WON-LOST  | WINNING        | LAST 10    | STRENGTH OF | OPP. STRENGTH | TEAM | ADJ. | CONF. | ADJ CONF. |
| Average RPI Loss: | 153      | RECORD    | PCT. RANK      | GAMES      | SCHEDULE    | OF SCHEDULE   | RPI  | RPI  | RPI   | RPI       |
| DIV. I ONLY       | 13- 16   | 205       | 6- 4           | 186        | 301         | 203           | 203  | 32   | 32    |           |
| DIV. I NON-CONF.  | 2- 11    | 306       | 0- 0           | 8          | 77          | 158           | 158  | 30   | 30    |           |
| TOTALS            | RPI 1-25 | RPI 26-50 | W-L RECORDS    | RPI 51-100 | RPI 101-150 | RPI 150+      |      |      |       |           |
| 13- 16            | 0- 2     | 0- 3      | OVERALL        | 0- 3       | 1- 1        | 12- 7         |      |      |       |           |
| 6- 5              | 0- 0     | 0- 1      | HOME           | 0- 1       | 0- 0        | 6- 3          |      |      |       |           |
| 5- 11             | 0- 2     | 0- 2      | AWAY           | 0- 2       | 0- 1        | 5- 4          |      |      |       |           |
| 2- 0              | 0- 0     | 0- 0      | NEUTRAL        | 0- 0       | 1- 0        | 1- 0          |      |      |       |           |
| 2- 11             | 0- 2     | 0- 3      | NON-CONFERENCE | 0- 3       | 1- 1        | 1- 2          |      |      |       |           |
| 0- 3              | 0- 0     | 0- 1      | HOME           | 0- 1       | 0- 0        | 0- 1          |      |      |       |           |
| 0- 8              | 0- 2     | 0- 2      | AWAY           | 0- 2       | 0- 1        | 0- 1          |      |      |       |           |
| 2- 0              | 0- 0     | 0- 0      | NEUTRAL        | 0- 0       | 1- 0        | 1- 0          |      |      |       |           |
| 11- 5             | 0- 0     | 0- 0      | CONFERENCE     | 0- 0       | 0- 0        | 11- 5         |      |      |       |           |
| 6- 2              | 0- 0     | 0- 0      | HOME           | 0- 0       | 0- 0        | 6- 2          |      |      |       |           |
| 5- 3              | 0- 0     | 0- 0      | AWAY           | 0- 0       | 0- 0        | 5- 3          |      |      |       |           |
| 0- 0              | 0- 0     | 0- 0      | NEUTRAL        | 0- 0       | 0- 0        | 0- 0          |      |      |       |           |

| RPI 1-25                  |   |                |       | RPI 26-50 |   |               |       | RPI 51-100 |   |                    |       | RPI 101+ Team's RPI: 203 |   |                    |       |
|---------------------------|---|----------------|-------|-----------|---|---------------|-------|------------|---|--------------------|-------|--------------------------|---|--------------------|-------|
| RPI                       | S | Opponent       | Score | RPI       | S | Opponent      | Score | RPI        | S | Opponent           | Score | RPI                      | S | Opponent           | Score |
| 4                         | A | South Carolina | 48 86 | 31        | A | UTEP          | 54 78 | 79         | H | Drexel             | 36 57 | 128                      | A | Iowa St.           | 59 95 |
| 7                         | A | Texas          | 52 79 | 33        | A | Princeton     | 55 79 | 84         | A | Oregon             | 51 86 | 139                      | N | Wake Forest        | 47 42 |
|                           |   |                |       | 34        | H | James Madison | 56 68 | 96         | A | Washington St.     | 61 68 | 194                      | A | Stetson            | 59 68 |
|                           |   |                |       |           |   |               |       |            |   |                    |       | 213                      | N | Rhode Island       | 59 54 |
|                           |   |                |       |           |   |               |       |            |   |                    |       | 216                      | H | Lehigh             | 56 63 |
|                           |   |                |       |           |   |               |       |            |   |                    |       | 218                      | A | N.C. A&T           | 55 52 |
|                           |   |                |       |           |   |               |       |            |   |                    |       | 244                      | H | Bethune-Cookman    | 60 45 |
|                           |   |                |       |           |   |               |       |            |   |                    |       | 246                      | A | Coppin St.         | 64 68 |
|                           |   |                |       |           |   |               |       |            |   |                    |       | 254                      | A | Morgan St.         | 65 51 |
|                           |   |                |       |           |   |               |       |            |   |                    |       | 254                      | H | Morgan St.         | 60 47 |
|                           |   |                |       |           |   |               |       |            |   |                    |       | 281                      | A | UMES               | 76 55 |
|                           |   |                |       |           |   |               |       |            |   |                    |       | 293                      | H | Savannah St.       | 65 53 |
|                           |   |                |       |           |   |               |       |            |   |                    |       | 297                      | H | Florida A&M        | 59 66 |
|                           |   |                |       |           |   |               |       |            |   |                    |       | 312                      | H | South Carolina St. | 63 50 |
|                           |   |                |       |           |   |               |       |            |   |                    |       | 322                      | A | Delaware St.       | 63 54 |
|                           |   |                |       |           |   |               |       |            |   |                    |       | 322                      | H | Delaware St.       | 81 89 |
|                           |   |                |       |           |   |               |       |            |   |                    |       | 328                      | A | Howard             | 77 83 |
|                           |   |                |       |           |   |               |       |            |   |                    |       | 328                      | H | Howard             | 77 48 |
|                           |   |                |       |           |   |               |       |            |   |                    |       | 347                      | A | Norfolk St.        | 66 71 |
|                           |   |                |       |           |   |               |       |            |   |                    |       | 347                      | H | Norfolk St.        | 73 62 |
|                           |   |                |       |           |   |               |       |            |   |                    |       | 348                      | A | N.C. Central       | 76 42 |
| LAST 12 Division I GAMES: |   |                |       |           |   |               |       |            |   |                    |       |                          |   |                    |       |
|                           |   |                |       | 347       | A | Norfolk St.   | 66 71 | 328        | A | Howard             | 77 83 |                          |   |                    |       |
|                           |   |                |       | 322       | H | Delaware St.  | 81 89 | 281        | A | UMES               | 76 55 |                          |   |                    |       |
|                           |   |                |       | 328       | H | Howard        | 77 48 | 347        | H | Norfolk St.        | 73 62 |                          |   |                    |       |
|                           |   |                |       | 322       | A | Delaware St.  | 63 54 | 312        | H | South Carolina St. | 63 50 |                          |   |                    |       |
|                           |   |                |       | 246       | A | Coppin St.    | 64 68 | 293        | H | Savannah St.       | 65 53 |                          |   |                    |       |
|                           |   |                |       | 254       | H | Morgan St.    | 60 47 | 348        | A | N.C. Central       | 76 42 |                          |   |                    |       |

Non-Div I Games:

Hampton

■ Loss, 
 ■ Non-Conf, 
 ■ S Site, 
 ■ Home 
 ■ A Away 
 N Neutral

## Hartford

Through Games Of March 7, 2016

|                   |          |           |                |            |             |               |      |      |       |           |
|-------------------|----------|-----------|----------------|------------|-------------|---------------|------|------|-------|-----------|
| Average RPI Win:  | 254      | WON-LOST  | WINNING        | LAST 10    | STRENGTH OF | OPP. STRENGTH | TEAM | ADJ. | CONF. | ADJ CONF. |
| Average RPI Loss: | 127      | RECORD    | PCT. RANK      | GAMES      | SCHEDULE    | OF SCHEDULE   | RPI  | RPI  | RPI   | RPI       |
| DIV. I ONLY       | 11- 19   | 248       | 3- 7           | 136        | 197         | 217           | 217  | 16   | 16    |           |
| DIV. I NON-CONF.  | 4- 9     | 245       | 0- 0           | 113        | 146         | 211           | 211  | 19   | 19    |           |
| TOTALS            | RPI 1-25 | RPI 26-50 | W-L RECORDS    | RPI 51-100 | RPI 101-150 | RPI 150+      |      |      |       |           |
| 11- 19            | 0- 2     | 0- 2      | OVERALL        | 0- 5       | 0- 1        | 11- 9         |      |      |       |           |
| 7- 6              | 0- 1     | 0- 1      | HOME           | 0- 1       | 0- 0        | 7- 3          |      |      |       |           |
| 4- 12             | 0- 1     | 0- 1      | AWAY           | 0- 4       | 0- 1        | 4- 5          |      |      |       |           |
| 0- 1              | 0- 0     | 0- 0      | NEUTRAL        | 0- 0       | 0- 0        | 0- 1          |      |      |       |           |
| 4- 9              | 0- 2     | 0- 0      | NON-CONFERENCE | 0- 3       | 0- 1        | 4- 3          |      |      |       |           |
| 3- 2              | 0- 1     | 0- 0      | HOME           | 0- 0       | 0- 0        | 3- 1          |      |      |       |           |
| 1- 7              | 0- 1     | 0- 0      | AWAY           | 0- 3       | 0- 1        | 1- 2          |      |      |       |           |
| 0- 0              | 0- 0     | 0- 0      | NEUTRAL        | 0- 0       | 0- 0        | 0- 0          |      |      |       |           |
| 7- 10             | 0- 0     | 0- 2      | CONFERENCE     | 0- 2       | 0- 0        | 7- 6          |      |      |       |           |
| 4- 4              | 0- 0     | 0- 1      | HOME           | 0- 1       | 0- 0        | 4- 2          |      |      |       |           |
| 3- 5              | 0- 0     | 0- 1      | AWAY           | 0- 1       | 0- 0        | 3- 3          |      |      |       |           |
| 0- 1              | 0- 0     | 0- 0      | NEUTRAL        | 0- 0       | 0- 0        | 0- 1          |      |      |       |           |

| RPI 1-25                  |   |                   | RPI 26-50 |     |   | RPI 51-100    |       |     | RPI 101+ Team's RPI: 217 |                   |       |
|---------------------------|---|-------------------|-----------|-----|---|---------------|-------|-----|--------------------------|-------------------|-------|
| RPI                       | S | Opponent          | Score     | RPI | S | Opponent      | Score | RPI | S                        | Opponent          | Score |
| 11                        | H | Arizona St.       | 29 60     | 48  | A | Albany (NY)   | 39 84 | 63  | A                        | Maine             | 43 61 |
| 24                        | A | George Washington | 51 82     | 48  | H | Albany (NY)   | 41 78 | 63  | H                        | Maine             | 44 50 |
|                           |   |                   |           |     |   |               |       | 67  | A                        | FGCU              | 44 64 |
|                           |   |                   |           |     |   |               |       | 75  | A                        | Michigan          | 47 83 |
|                           |   |                   |           |     |   |               |       | 86  | A                        | Quinnipiac        | 69 71 |
| LAST 12 Division I GAMES: |   |                   |           |     |   |               |       |     |                          |                   |       |
| 157                       | N | Stony Brook       | 42 60     | 219 | A | Binghamton    | 41 39 | 118 | A                        | Boston College    | 28 62 |
| 48                        | A | Albany (NY)       | 39 84     | 157 | H | Stony Brook   | 42 45 | 157 | A                        | Stony Brook       | 35 58 |
| 63                        | H | Maine             | 44 50     | 320 | A | UMass Lowell  | 75 70 | 157 | H                        | Stony Brook       | 42 45 |
| 231                       | A | New Hampshire     | 42 53     | 48  | H | Albany (NY)   | 41 78 | 157 | N                        | Stony Brook       | 42 60 |
| 182                       | A | UMBC              | 51 58     | 63  | A | Maine         | 43 61 | 168 | H                        | Cornell           | 53 50 |
| 276                       | H | Vermont           | 52 50     | 231 | H | New Hampshire | 48 44 | 182 | A                        | UMBC              | 51 58 |
|                           |   |                   |           |     |   |               |       | 182 | H                        | UMBC              | 65 57 |
|                           |   |                   |           |     |   |               |       | 196 | A                        | Sacred Heart      | 68 67 |
|                           |   |                   |           |     |   |               |       | 214 | H                        | Dartmouth         | 36 43 |
|                           |   |                   |           |     |   |               |       | 219 | A                        | Binghamton        | 41 39 |
|                           |   |                   |           |     |   |               |       | 219 | H                        | Binghamton        | 47 53 |
|                           |   |                   |           |     |   |               |       | 221 | A                        | Massachusetts     | 57 63 |
|                           |   |                   |           |     |   |               |       | 231 | A                        | New Hampshire     | 42 53 |
|                           |   |                   |           |     |   |               |       | 231 | H                        | New Hampshire     | 48 44 |
|                           |   |                   |           |     |   |               |       | 265 | A                        | Providence        | 50 69 |
|                           |   |                   |           |     |   |               |       | 275 | H                        | Central Conn. St. | 49 41 |
|                           |   |                   |           |     |   |               |       | 276 | A                        | Vermont           | 51 47 |
|                           |   |                   |           |     |   |               |       | 276 | H                        | Vermont           | 52 50 |
|                           |   |                   |           |     |   |               |       | 320 | A                        | UMass Lowell      | 75 70 |
|                           |   |                   |           |     |   |               |       | 320 | H                        | UMass Lowell      | 72 59 |
|                           |   |                   |           |     |   |               |       | 329 | H                        | Lafayette         | 55 50 |

Non-Div I Games:

Hartford

■ Loss, 
 ■ Non-Conf, S Site, 
 ■ Home 
 ■ Away 
 N Neutral



|                             |               |            |                |             |               |            |            |           |           |
|-----------------------------|---------------|------------|----------------|-------------|---------------|------------|------------|-----------|-----------|
| Average RPI Win: <b>199</b> | WON-LOST      | WINNING    | LAST 10        | STRENGTH OF | OPP. STRENGTH | TEAM       | ADJ.       | CONF.     | ADJ CONF. |
| Average RPI Loss: <b>92</b> | RECORD        | PCT. RANK  | GAMES          | SCHEDULE    | OF SCHEDULE   | RPI        | RPI        | RPI       | RPI       |
| DIV. I ONLY                 | <b>14- 13</b> | <b>158</b> | <b>6- 4</b>    | <b>59</b>   | <b>152</b>    | <b>93</b>  | <b>93</b>  | <b>10</b> | <b>10</b> |
| DIV. I NON-CONF.            | <b>5- 8</b>   | <b>209</b> | <b>0- 0</b>    | <b>80</b>   | <b>165</b>    | <b>149</b> | <b>149</b> | <b>12</b> | <b>12</b> |
| TOTALS                      | RPI 1-25      | RPI 26-50  | W-L RECORDS    | RPI 51-100  | RPI 101-150   | RPI 150+   |            |           |           |
| 14- 13                      | 0- 1          | 0- 5       | OVERALL        | 0- 3        | 2- 0          | 12- 4      |            |           |           |
| 6- 5                        | 0- 0          | 0- 2       | HOME           | 0- 2        | 0- 0          | 6- 1       |            |           |           |
| 7- 8                        | 0- 1          | 0- 3       | AWAY           | 0- 1        | 1- 0          | 6- 3       |            |           |           |
| 1- 0                        | 0- 0          | 0- 0       | NEUTRAL        | 0- 0        | 1- 0          | 0- 0       |            |           |           |
| 5- 8                        | 0- 1          | 0- 1       | NON-CONFERENCE | 0- 3        | 2- 0          | 3- 3       |            |           |           |
| 2- 2                        | 0- 0          | 0- 0       | HOME           | 0- 2        | 0- 0          | 2- 0       |            |           |           |
| 2- 6                        | 0- 1          | 0- 1       | AWAY           | 0- 1        | 1- 0          | 1- 3       |            |           |           |
| 1- 0                        | 0- 0          | 0- 0       | NEUTRAL        | 0- 0        | 1- 0          | 0- 0       |            |           |           |
| 9- 5                        | 0- 0          | 0- 4       | CONFERENCE     | 0- 0        | 0- 0          | 9- 1       |            |           |           |
| 4- 3                        | 0- 0          | 0- 2       | HOME           | 0- 0        | 0- 0          | 4- 1       |            |           |           |
| 5- 2                        | 0- 0          | 0- 2       | AWAY           | 0- 0        | 0- 0          | 5- 0       |            |           |           |
| 0- 0                        | 0- 0          | 0- 0       | NEUTRAL        | 0- 0        | 0- 0          | 0- 0       |            |           |           |

| RPI 1-25                  |   |            |              | RPI 26-50 |   |             |              | RPI 51-100 Team's RPI: 93 |   |               |              | RPI 101+ |   |               |              |
|---------------------------|---|------------|--------------|-----------|---|-------------|--------------|---------------------------|---|---------------|--------------|----------|---|---------------|--------------|
| RPI                       | S | Opponent   | Score        | RPI       | S | Opponent    | Score        | RPI                       | S | Opponent      | Score        | RPI      | S | Opponent      | Score        |
| 20                        | A | South Fla. | 59 <b>86</b> | 33        | A | Princeton   | 69 <b>79</b> | 63                        | H | Maine         | 53 <b>64</b> | 105      | N | Toledo        | 76 70        |
|                           |   |            |              | 33        | H | Princeton   | 83 <b>92</b> | 67                        | A | FGCU          | 65 <b>74</b> | 112      | A | Samford       | 60 54        |
|                           |   |            |              | 36        | A | Penn        | 46 <b>62</b> | 88                        | H | Eastern Mich. | 81 <b>85</b> | 156      | A | Yale          | 72 69        |
|                           |   |            |              | 36        | H | Penn        | 48 <b>68</b> |                           |   |               |              | 156      | H | Yale          | 65 63        |
|                           |   |            |              | 41        | A | Chattanooga | 58 <b>62</b> |                           |   |               |              | 157      | A | Stony Brook   | 63 <b>64</b> |
|                           |   |            |              |           |   |             |              |                           |   |               |              | 168      | A | Cornell       | 65 56        |
|                           |   |            |              |           |   |             |              |                           |   |               |              | 168      | H | Cornell       | 68 63        |
|                           |   |            |              |           |   |             |              |                           |   |               |              | 200      | A | Fairfield     | 50 <b>67</b> |
|                           |   |            |              |           |   |             |              |                           |   |               |              | 205      | A | Brown         | 87 79        |
|                           |   |            |              |           |   |             |              |                           |   |               |              | 205      | H | Brown         | 92 79        |
|                           |   |            |              |           |   |             |              |                           |   |               |              | 213      | A | Rhode Island  | 52 <b>56</b> |
|                           |   |            |              |           |   |             |              |                           |   |               |              | 214      | A | Dartmouth     | 56 43        |
|                           |   |            |              |           |   |             |              |                           |   |               |              | 214      | H | Dartmouth     | 64 <b>70</b> |
|                           |   |            |              |           |   |             |              |                           |   |               |              | 221      | H | Massachusetts | 67 65        |
|                           |   |            |              |           |   |             |              |                           |   |               |              | 233      | A | Rice          | 67 61        |
|                           |   |            |              |           |   |             |              |                           |   |               |              | 247      | A | Columbia      | 69 66        |
|                           |   |            |              |           |   |             |              |                           |   |               |              | 247      | H | Columbia      | 84 54        |
|                           |   |            |              |           |   |             |              |                           |   |               |              | 343      | H | Boston U.     | 73 55        |
| LAST 12 Division I GAMES: |   |            |              |           |   |             |              |                           |   |               |              |          |   |               |              |
|                           |   |            |              | 36        | A | Penn        | 46 <b>62</b> | 156                       | A | Yale          | 72 69        |          |   |               |              |
|                           |   |            |              | 33        | A | Princeton   | 69 <b>79</b> | 205                       | A | Brown         | 87 79        |          |   |               |              |
|                           |   |            |              | 205       | H | Brown       | 92 79        | 33                        | H | Princeton     | 83 <b>92</b> |          |   |               |              |
|                           |   |            |              | 156       | H | Yale        | 65 63        | 36                        | H | Penn          | 48 <b>68</b> |          |   |               |              |
|                           |   |            |              | 168       | H | Cornell     | 68 63        | 247                       | A | Columbia      | 69 66        |          |   |               |              |
|                           |   |            |              | 247       | H | Columbia    | 84 54        | 168                       | A | Cornell       | 65 56        |          |   |               |              |

Non-Div I Games:

Harvard

■ Loss, 
■ Non-Conf, S Site, 
■ Home 
■ Away 
N Neutral

|                   |          |           |                |            |             |               |      |      |       |           |
|-------------------|----------|-----------|----------------|------------|-------------|---------------|------|------|-------|-----------|
| Average RPI Win:  | 240      | WON-LOST  | WINNING        | LAST 10    | STRENGTH OF | OPP. STRENGTH | TEAM | ADJ. | CONF. | ADJ CONF. |
| Average RPI Loss: | 78       | RECORD    | PCT. RANK      | GAMES      | SCHEDULE    | OF SCHEDULE   | RPI  | RPI  | RPI   | RPI       |
| DIV. I ONLY       | 19- 10   | 81        | 9- 1           | 174        | 176         | 119           | 119  | 22   | 22    |           |
| DIV. I NON-CONF.  | 7- 6     | 156       | 0- 0           | 69         | 25          | 112           | 112  | 21   | 21    |           |
| TOTALS            | RPI 1-25 | RPI 26-50 | W-L RECORDS    | RPI 51-100 | RPI 101-150 | RPI 150+      |      |      |       |           |
| 19- 10            | 0- 4     | 0- 1      | OVERALL        | 0- 3       | 2- 0        | 17- 2         |      |      |       |           |
| 9- 5              | 0- 2     | 0- 1      | HOME           | 0- 2       | 1- 0        | 8- 0          |      |      |       |           |
| 10- 3             | 0- 0     | 0- 0      | AWAY           | 0- 1       | 1- 0        | 9- 2          |      |      |       |           |
| 0- 2              | 0- 2     | 0- 0      | NEUTRAL        | 0- 0       | 0- 0        | 0- 0          |      |      |       |           |
| 7- 6              | 0- 4     | 0- 1      | NON-CONFERENCE | 0- 1       | 0- 0        | 7- 0          |      |      |       |           |
| 2- 4              | 0- 2     | 0- 1      | HOME           | 0- 1       | 0- 0        | 2- 0          |      |      |       |           |
| 5- 0              | 0- 0     | 0- 0      | AWAY           | 0- 0       | 0- 0        | 5- 0          |      |      |       |           |
| 0- 2              | 0- 2     | 0- 0      | NEUTRAL        | 0- 0       | 0- 0        | 0- 0          |      |      |       |           |
| 12- 4             | 0- 0     | 0- 0      | CONFERENCE     | 0- 2       | 2- 0        | 10- 2         |      |      |       |           |
| 7- 1              | 0- 0     | 0- 0      | HOME           | 0- 1       | 1- 0        | 6- 0          |      |      |       |           |
| 5- 3              | 0- 0     | 0- 0      | AWAY           | 0- 1       | 1- 0        | 4- 2          |      |      |       |           |
| 0- 0              | 0- 0     | 0- 0      | NEUTRAL        | 0- 0       | 0- 0        | 0- 0          |      |      |       |           |

| RPI                       | S | Opponent          | Score | RPI | S | Opponent          | Score | RPI | S | Opponent       | Score | RPI | S | Opponent          | Score | Team's RPI: 119 |
|---------------------------|---|-------------------|-------|-----|---|-------------------|-------|-----|---|----------------|-------|-----|---|-------------------|-------|-----------------|
| 4                         | H | South Carolina    | 51 67 | 36  | H | Penn              | 54 64 | 58  | A | UC Riverside   | 77 81 | 129 | A | Long Beach St.    | 67 55 |                 |
| 11                        | H | Arizona St.       | 49 75 |     |   |                   |       | 58  | H | UC Riverside   | 74 77 | 129 | H | Long Beach St.    | 60 42 |                 |
| 14                        | N | BYU               | 56 67 |     |   |                   |       | 96  | H | Washington St. | 52 62 | 167 | A | Sacramento St.    | 74 72 |                 |
| 19                        | N | Texas A&M         | 41 82 |     |   |                   |       |     |   |                |       | 187 | A | UC Davis          | 58 60 |                 |
|                           |   |                   |       |     |   |                   |       |     |   |                |       | 187 | H | UC Davis          | 70 50 |                 |
|                           |   |                   |       |     |   |                   |       |     |   |                |       | 188 | A | Cal Poly          | 64 58 |                 |
|                           |   |                   |       |     |   |                   |       |     |   |                |       | 188 | H | Cal Poly          | 68 47 |                 |
|                           |   |                   |       |     |   |                   |       |     |   |                |       | 189 | A | San Jose St.      | 76 73 |                 |
|                           |   |                   |       |     |   |                   |       |     |   |                |       | 212 | A | CSU Bakersfield   | 65 55 |                 |
|                           |   |                   |       |     |   |                   |       |     |   |                |       | 212 | H | CSU Bakersfield   | 74 60 |                 |
|                           |   |                   |       |     |   |                   |       |     |   |                |       | 229 | A | Grand Canyon      | 74 41 |                 |
|                           |   |                   |       |     |   |                   |       |     |   |                |       | 240 | H | Loyola Marymount  | 65 51 |                 |
|                           |   |                   |       |     |   |                   |       |     |   |                |       | 268 | A | UC Santa Barbara  | 63 62 |                 |
|                           |   |                   |       |     |   |                   |       |     |   |                |       | 268 | H | UC Santa Barbara  | 59 45 |                 |
|                           |   |                   |       |     |   |                   |       |     |   |                |       | 299 | A | CSUN              | 60 63 |                 |
|                           |   |                   |       |     |   |                   |       |     |   |                |       | 299 | H | CSUN              | 77 50 |                 |
|                           |   |                   |       |     |   |                   |       |     |   |                |       | 307 | A | Northern Ariz.    | 61 52 |                 |
|                           |   |                   |       |     |   |                   |       |     |   |                |       | 336 | A | UC Irvine         | 83 65 |                 |
|                           |   |                   |       |     |   |                   |       |     |   |                |       | 336 | H | UC Irvine         | 59 35 |                 |
|                           |   |                   |       |     |   |                   |       |     |   |                |       | 339 | A | Cal St. Fullerton | 70 50 |                 |
|                           |   |                   |       |     |   |                   |       |     |   |                |       | 339 | H | Cal St. Fullerton | 62 53 |                 |
| LAST 12 Division I GAMES: |   |                   |       |     |   |                   |       |     |   |                |       |     |   |                   |       |                 |
| 188                       | H | Cal Poly          | 68 47 | 268 | A | UC Santa Barbara  | 63 62 |     |   |                |       |     |   |                   |       |                 |
| 268                       | H | UC Santa Barbara  | 59 45 | 188 | A | Cal Poly          | 64 58 |     |   |                |       |     |   |                   |       |                 |
| 58                        | A | UC Riverside      | 77 81 | 336 | H | UC Irvine         | 59 35 |     |   |                |       |     |   |                   |       |                 |
| 339                       | A | Cal St. Fullerton | 70 50 | 339 | H | Cal St. Fullerton | 62 53 |     |   |                |       |     |   |                   |       |                 |
| 187                       | H | UC Davis          | 70 50 | 299 | A | CSUN              | 60 63 |     |   |                |       |     |   |                   |       |                 |
| 129                       | H | Long Beach St.    | 60 42 | 336 | A | UC Irvine         | 83 65 |     |   |                |       |     |   |                   |       |                 |

Non-Div I Games:

Hawaii

■ Loss, 
■ Non-Conf, 
■ S Site, 
■ H Home 
■ A Away 
N Neutral

| Average RPI Win:  | 267      | WON-LOST  | WINNING        | LAST 10    | STRENGTH OF | OPP. STRENGTH | TEAM | ADJ. | CONF. | ADJ CONF. |
|-------------------|----------|-----------|----------------|------------|-------------|---------------|------|------|-------|-----------|
| Average RPI Loss: | 163      | RECORD    | PCT. RANK      | GAMES      | SCHEDULE    | OF SCHEDULE   | RPI  | RPI  | RPI   | RPI       |
| DIV. I ONLY       | 10- 18   | 250       | 4- 6           | 187        | 261         | 253           | 253  | 27   | 27    |           |
| DIV. I NON-CONF.  | 0- 8     | 338       | 0- 0           | 81         | 28          | 288           | 288  | 29   | 29    |           |
| TOTALS            | RPI 1-25 | RPI 26-50 | W-L RECORDS    | RPI 51-100 | RPI 101-150 | RPI 150+      |      |      |       |           |
| 10- 18            | 0- 1     | 0- 1      | OVERALL        | 0- 3       | 0- 4        | 10- 9         |      |      |       |           |
| 5- 7              | 0- 0     | 0- 0      | HOME           | 0- 1       | 0- 2        | 5- 4          |      |      |       |           |
| 5- 9              | 0- 1     | 0- 1      | AWAY           | 0- 1       | 0- 2        | 5- 4          |      |      |       |           |
| 0- 2              | 0- 0     | 0- 0      | NEUTRAL        | 0- 1       | 0- 0        | 0- 1          |      |      |       |           |
| 0- 8              | 0- 1     | 0- 1      | NON-CONFERENCE | 0- 3       | 0- 0        | 0- 3          |      |      |       |           |
| 0- 2              | 0- 0     | 0- 0      | HOME           | 0- 1       | 0- 0        | 0- 1          |      |      |       |           |
| 0- 4              | 0- 1     | 0- 1      | AWAY           | 0- 1       | 0- 0        | 0- 1          |      |      |       |           |
| 0- 2              | 0- 0     | 0- 0      | NEUTRAL        | 0- 1       | 0- 0        | 0- 1          |      |      |       |           |
| 10- 10            | 0- 0     | 0- 0      | CONFERENCE     | 0- 0       | 0- 4        | 10- 6         |      |      |       |           |
| 5- 5              | 0- 0     | 0- 0      | HOME           | 0- 0       | 0- 2        | 5- 3          |      |      |       |           |
| 5- 5              | 0- 0     | 0- 0      | AWAY           | 0- 0       | 0- 2        | 5- 3          |      |      |       |           |
| 0- 0              | 0- 0     | 0- 0      | NEUTRAL        | 0- 0       | 0- 0        | 0- 0          |      |      |       |           |

| RPI 1-25                  |   |                |        | RPI 26-50 |   |                    |       | RPI 51-100 |   |              |       | RPI 101+ Team's RPI: 253 |   |                |       |
|---------------------------|---|----------------|--------|-----------|---|--------------------|-------|------------|---|--------------|-------|--------------------------|---|----------------|-------|
| RPI                       | S | Opponent       | Score  | RPI       | S | Opponent           | Score | RPI        | S | Opponent     | Score | RPI                      | S | Opponent       | Score |
| 8                         | A | Maryland       | 50 105 | 50        | A | North Carolina St. | 48 89 | 70         | H | VCU          | 39 69 | 127                      | A | Liberty        | 43 56 |
|                           |   |                |        |           |   |                    |       | 72         | N | Georgia Tech | 61 81 | 127                      | H | Liberty        | 68 73 |
|                           |   |                |        |           |   |                    |       | 89         | A | Elon         | 69 80 | 132                      | A | UNC Asheville  | 64 85 |
|                           |   |                |        |           |   |                    |       |            |   |              |       | 132                      | H | UNC Asheville  | 81 82 |
|                           |   |                |        |           |   |                    |       |            |   |              |       | 165                      | N | UAB            | 46 56 |
|                           |   |                |        |           |   |                    |       |            |   |              |       | 174                      | A | Radford        | 56 54 |
|                           |   |                |        |           |   |                    |       |            |   |              |       | 174                      | H | Radford        | 71 66 |
|                           |   |                |        |           |   |                    |       |            |   |              |       | 190                      | H | Davidson       | 60 62 |
|                           |   |                |        |           |   |                    |       |            |   |              |       | 206                      | A | Gardner-Webb   | 70 82 |
|                           |   |                |        |           |   |                    |       |            |   |              |       | 206                      | H | Gardner-Webb   | 72 79 |
|                           |   |                |        |           |   |                    |       |            |   |              |       | 208                      | A | Presbyterian   | 70 82 |
|                           |   |                |        |           |   |                    |       |            |   |              |       | 208                      | H | Presbyterian   | 61 47 |
|                           |   |                |        |           |   |                    |       |            |   |              |       | 267                      | A | Campbell       | 69 55 |
|                           |   |                |        |           |   |                    |       |            |   |              |       | 267                      | H | Campbell       | 65 68 |
|                           |   |                |        |           |   |                    |       |            |   |              |       | 283                      | A | Coastal Caro.  | 53 79 |
|                           |   |                |        |           |   |                    |       |            |   |              |       | 283                      | H | Coastal Caro.  | 53 52 |
|                           |   |                |        |           |   |                    |       |            |   |              |       | 294                      | A | Charleston So. | 78 72 |
|                           |   |                |        |           |   |                    |       |            |   |              |       | 294                      | H | Charleston So. | 62 64 |
|                           |   |                |        |           |   |                    |       |            |   |              |       | 309                      | A | Longwood       | 89 70 |
|                           |   |                |        |           |   |                    |       |            |   |              |       | 309                      | H | Longwood       | 79 68 |
|                           |   |                |        |           |   |                    |       |            |   |              |       | 311                      | A | UNCG           | 72 82 |
|                           |   |                |        |           |   |                    |       |            |   |              |       | 326                      | A | Winthrop       | 74 67 |
|                           |   |                |        |           |   |                    |       |            |   |              |       | 326                      | H | Winthrop       | 80 60 |
| LAST 12 Division I GAMES: |   |                |        |           |   |                    |       |            |   |              |       |                          |   |                |       |
| 132                       | A | UNC Asheville  | 64 85  | 206       | H | Gardner-Webb       | 72 79 |            |   |              |       |                          |   |                |       |
| 267                       | H | Campbell       | 65 68  | 283       | A | Coastal Caro.      | 53 79 |            |   |              |       |                          |   |                |       |
| 294                       | A | Charleston So. | 78 72  | 208       | H | Presbyterian       | 61 47 |            |   |              |       |                          |   |                |       |
| 127                       | H | Liberty        | 68 73  | 127       | A | Liberty            | 43 56 |            |   |              |       |                          |   |                |       |
| 326                       | H | Winthrop       | 80 60  | 174       | A | Radford            | 56 54 |            |   |              |       |                          |   |                |       |
| 309                       | A | Longwood       | 89 70  | 132       | H | UNC Asheville      | 81 82 |            |   |              |       |                          |   |                |       |

Non-Div I Games: Greensboro 82 49

High Point

■ Loss, 
 ■ Non-Conf, 
 ■ S Site, 
 ■ Home 
 ■ A Away 
 N Neutral

## Hofstra

Through Games Of March 7, 2016

|                   |          |           |                |            |             |               |      |      |       |           |
|-------------------|----------|-----------|----------------|------------|-------------|---------------|------|------|-------|-----------|
| Average RPI Win:  | 205      | WON-LOST  | WINNING        | LAST 10    | STRENGTH OF | OPP. STRENGTH | TEAM | ADJ. | CONF. | ADJ CONF. |
| Average RPI Loss: | 89       | RECORD    | PCT. RANK      | GAMES      | SCHEDULE    | OF SCHEDULE   | RPI  | RPI  | RPI   | RPI       |
| DIV. I ONLY       | 22- 7    | 45        | 7- 3           | 173        | 137         | 65            | 65   | 13   | 13    |           |
| DIV. I NON-CONF.  | 9- 2     | 37        | 0- 0           | 192        | 199         | 60            | 60   | 11   | 11    |           |
| TOTALS            | RPI 1-25 | RPI 26-50 | W-L RECORDS    | RPI 51-100 | RPI 101-150 | RPI 150+      |      |      |       |           |
| 22- 7             | 0- 1     | 0- 2      | OVERALL        | 2- 2       | 2- 0        | 18- 2         |      |      |       |           |
| 12- 1             | 0- 0     | 0- 1      | HOME           | 2- 0       | 2- 0        | 8- 0          |      |      |       |           |
| 9- 5              | 0- 0     | 0- 1      | AWAY           | 0- 2       | 0- 0        | 9- 2          |      |      |       |           |
| 1- 1              | 0- 1     | 0- 0      | NEUTRAL        | 0- 0       | 0- 0        | 1- 0          |      |      |       |           |
| 9- 2              | 0- 1     | 0- 0      | NON-CONFERENCE | 0- 0       | 2- 0        | 7- 1          |      |      |       |           |
| 4- 0              | 0- 0     | 0- 0      | HOME           | 0- 0       | 2- 0        | 2- 0          |      |      |       |           |
| 4- 1              | 0- 0     | 0- 0      | AWAY           | 0- 0       | 0- 0        | 4- 1          |      |      |       |           |
| 1- 1              | 0- 1     | 0- 0      | NEUTRAL        | 0- 0       | 0- 0        | 1- 0          |      |      |       |           |
| 13- 5             | 0- 0     | 0- 2      | CONFERENCE     | 2- 2       | 0- 0        | 11- 1         |      |      |       |           |
| 8- 1              | 0- 0     | 0- 1      | HOME           | 2- 0       | 0- 0        | 6- 0          |      |      |       |           |
| 5- 4              | 0- 0     | 0- 1      | AWAY           | 0- 2       | 0- 0        | 5- 1          |      |      |       |           |
| 0- 0              | 0- 0     | 0- 0      | NEUTRAL        | 0- 0       | 0- 0        | 0- 0          |      |      |       |           |

| RPI 1-25                  |   |            |       | RPI 26-50 |   |                    |       | RPI 51-100 |   |          |       | Team's RPI: 65 |   | RPI 101+       |       |                    |       |
|---------------------------|---|------------|-------|-----------|---|--------------------|-------|------------|---|----------|-------|----------------|---|----------------|-------|--------------------|-------|
| RPI                       | S | Opponent   | Score | RPI       | S | Opponent           | Score | RPI        | S | Opponent | Score |                |   | RPI            | S     | Opponent           | Score |
| 5                         | N | Oregon St. | 50 73 | 34        | A | James Madison      | 42 57 | 79         | A | Drexel   | 64 67 |                |   | 115            | H     | Saint Joseph's     | 75 62 |
|                           |   |            |       | 34        | H | James Madison      | 54 71 | 79         | H | Drexel   | 61 54 |                |   | 130            | H     | Buffalo            | 79 36 |
|                           |   |            |       |           |   |                    |       | 89         | A | Elon     | 60 61 |                |   | 157            | H     | Stony Brook        | 71 66 |
|                           |   |            |       |           |   |                    |       | 89         | H | Elon     | 59 49 |                |   | 158            | A     | Northeastern       | 71 64 |
|                           |   |            |       |           |   |                    |       |            |   |          |       |                |   | 158            | H     | Northeastern       | 75 50 |
|                           |   |            |       |           |   |                    |       |            |   |          |       |                |   | 159            | A     | Marist             | 71 67 |
|                           |   |            |       |           |   |                    |       |            |   |          |       |                |   | 163            | A     | Delaware           | 47 54 |
|                           |   |            |       |           |   |                    |       |            |   |          |       |                |   | 163            | H     | Delaware           | 58 49 |
|                           |   |            |       |           |   |                    |       |            |   |          |       |                |   | 200            | A     | Fairfield          | 67 53 |
|                           |   |            |       |           |   |                    |       |            |   |          |       |                |   | 202            | A     | William & Mary     | 61 53 |
|                           |   |            |       |           |   |                    |       |            |   |          |       |                |   | 202            | H     | William & Mary     | 75 45 |
|                           |   |            |       |           |   |                    |       |            |   |          |       |                |   | 221            | A     | Massachusetts      | 56 57 |
|                           |   |            |       |           |   |                    |       |            |   |          |       |                |   | 226            | A     | Col. of Charleston | 62 58 |
|                           |   |            |       |           |   |                    |       |            |   |          |       |                |   | 226            | H     | Col. of Charleston | 66 54 |
|                           |   |            |       |           |   |                    |       |            |   |          |       |                |   | 232            | H     | Navy               | 65 63 |
|                           |   |            |       |           |   |                    |       |            |   |          |       |                |   | 269            | A     | UNCW               | 68 64 |
|                           |   |            |       |           |   |                    |       |            |   |          |       |                |   | 269            | H     | UNCW               | 62 38 |
|                           |   |            |       |           |   |                    |       |            |   |          |       |                |   | 273            | A     | American           | 60 51 |
|                           |   |            |       |           |   |                    |       |            |   |          |       |                |   | 283            | N     | Coastal Caro.      | 82 40 |
|                           |   |            |       |           |   |                    |       |            |   |          |       |                |   | 295            | A     | Towson             | 74 56 |
|                           |   |            |       |           |   |                    |       |            |   |          |       |                |   | 295            | H     | Towson             | 64 60 |
|                           |   |            |       |           |   |                    |       |            |   |          |       |                |   | 322            | A     | Delaware St.       | 66 49 |
| LAST 12 Division I GAMES: |   |            |       |           |   |                    |       |            |   |          |       |                |   |                |       |                    |       |
|                           |   |            |       | 158       | A | Northeastern       | 71 64 |            |   |          |       | 202            | A | William & Mary | 61 53 |                    |       |
|                           |   |            |       | 226       | H | Col. of Charleston | 66 54 |            |   |          |       | 295            | A | Towson         | 74 56 |                    |       |
|                           |   |            |       | 79        | H | Drexel             | 61 54 |            |   |          |       | 34             | H | James Madison  | 54 71 |                    |       |
|                           |   |            |       | 163       | A | Delaware           | 47 54 |            |   |          |       | 89             | H | Elon           | 59 49 |                    |       |
|                           |   |            |       | 269       | H | UNCW               | 62 38 |            |   |          |       | 79             | A | Drexel         | 64 67 |                    |       |
|                           |   |            |       | 34        | A | James Madison      | 42 57 |            |   |          |       | 295            | H | Towson         | 64 60 |                    |       |

Non-Div I Games:

Hofstra

■ Loss, 
■ Non-Conf, S Site, 
■ Home 
■ Away 
N Neutral

## Holy Cross

Through Games Of March 7, 2016

|                   |          |           |                |            |             |               |      |      |       |           |
|-------------------|----------|-----------|----------------|------------|-------------|---------------|------|------|-------|-----------|
| Average RPI Win:  | 283      | WON-LOST  | WINNING        | LAST 10    | STRENGTH OF | OPP. STRENGTH | TEAM | ADJ. | CONF. | ADJ CONF. |
| Average RPI Loss: | 164      | RECORD    | PCT. RANK      | GAMES      | SCHEDULE    | OF SCHEDULE   | RPI  | RPI  | RPI   | RPI       |
| DIV. I ONLY       | 13- 17   | 212       | 5- 5           | 280        | 274         | 255           | 255  | 25   | 25    |           |
| DIV. I NON-CONF.  | 3- 8     | 258       | 0- 0           | 290        | 182         | 316           | 316  | 27   | 27    |           |
| TOTALS            | RPI 1-25 | RPI 26-50 | W-L RECORDS    | RPI 51-100 | RPI 101-150 | RPI 150+      |      |      |       |           |
| 13- 17            | 0- 0     | 0- 0      | OVERALL        | 0- 5       | 0- 3        | 13- 9         |      |      |       |           |
| 9- 5              | 0- 0     | 0- 0      | HOME           | 0- 2       | 0- 0        | 9- 3          |      |      |       |           |
| 4- 12             | 0- 0     | 0- 0      | AWAY           | 0- 3       | 0- 3        | 4- 6          |      |      |       |           |
| 0- 0              | 0- 0     | 0- 0      | NEUTRAL        | 0- 0       | 0- 0        | 0- 0          |      |      |       |           |
| 3- 8              | 0- 0     | 0- 0      | NON-CONFERENCE | 0- 1       | 0- 3        | 3- 4          |      |      |       |           |
| 3- 2              | 0- 0     | 0- 0      | HOME           | 0- 0       | 0- 0        | 3- 2          |      |      |       |           |
| 0- 6              | 0- 0     | 0- 0      | AWAY           | 0- 1       | 0- 3        | 0- 2          |      |      |       |           |
| 0- 0              | 0- 0     | 0- 0      | NEUTRAL        | 0- 0       | 0- 0        | 0- 0          |      |      |       |           |
| 10- 9             | 0- 0     | 0- 0      | CONFERENCE     | 0- 4       | 0- 0        | 10- 5         |      |      |       |           |
| 6- 3              | 0- 0     | 0- 0      | HOME           | 0- 2       | 0- 0        | 6- 1          |      |      |       |           |
| 4- 6              | 0- 0     | 0- 0      | AWAY           | 0- 2       | 0- 0        | 4- 4          |      |      |       |           |
| 0- 0              | 0- 0     | 0- 0      | NEUTRAL        | 0- 0       | 0- 0        | 0- 0          |      |      |       |           |

| RPI 1-25                  |   |          | RPI 26-50 |     |   | RPI 51-100      |       |     |     | RPI 101+        |           | Team's RPI: 255 |   |                 |       |              |       |
|---------------------------|---|----------|-----------|-----|---|-----------------|-------|-----|-----|-----------------|-----------|-----------------|---|-----------------|-------|--------------|-------|
| RPI                       | S | Opponent | Score     | RPI | S | Opponent        | Score | RPI | S   | Opponent        | Score     | RPI             | S | Opponent        | Score |              |       |
|                           |   |          |           |     |   |                 |       | 68  | A   | Army West Point | 58 77     | 118             | A | Boston College  | 51 60 |              |       |
|                           |   |          |           |     |   |                 |       | 68  | H   | Army West Point | 49 80     | 125             | A | Pittsburgh      | 50 56 |              |       |
|                           |   |          |           |     |   |                 |       | 86  | A   | Quinnipiac      | 61 74     | 131             | A | Penn St.        | 82 86 |              |       |
|                           |   |          |           |     |   |                 |       | 90  | A   | Bucknell        | 64 74     | 156             | A | Yale            | 59 69 |              |       |
|                           |   |          |           |     |   |                 |       | 90  | H   | Bucknell        | 51 58     | 214             | H | Dartmouth       | 54 60 |              |       |
|                           |   |          |           |     |   |                 |       |     |     |                 |           | 216             | A | Lehigh          | 48 64 |              |       |
|                           |   |          |           |     |   |                 |       |     |     |                 |           | 216             | A | Lehigh          | 58 61 |              |       |
|                           |   |          |           |     |   |                 |       |     |     |                 |           | 216             | H | Lehigh          | 77 71 |              |       |
|                           |   |          |           |     |   |                 |       |     |     |                 |           | 221             | H | Massachusetts   | 60 74 |              |       |
|                           |   |          |           |     |   |                 |       |     |     |                 |           | 222             | A | Loyola Maryland | 45 58 |              |       |
|                           |   |          |           |     |   |                 |       |     |     |                 |           | 222             | H | Loyola Maryland | 49 59 |              |       |
|                           |   |          |           |     |   |                 |       |     |     |                 |           | 225             | H | Bryant          | 65 64 |              |       |
|                           |   |          |           |     |   |                 |       |     |     |                 |           | 232             | A | Navy            | 49 50 |              |       |
|                           |   |          |           |     |   |                 |       |     |     |                 |           | 232             | H | Navy            | 57 49 |              |       |
|                           |   |          |           |     |   |                 |       |     |     |                 |           | 250             | H | Manhattan       | 58 44 |              |       |
|                           |   |          |           |     |   |                 |       |     |     |                 |           | 273             | A | American        | 59 50 |              |       |
|                           |   |          |           |     |   |                 |       |     |     |                 |           | 273             | H | American        | 59 54 |              |       |
|                           |   |          |           |     |   |                 |       |     |     |                 |           | 276             | H | Vermont         | 77 63 |              |       |
|                           |   |          |           |     |   |                 |       |     |     |                 |           | 292             | A | Colgate         | 80 71 |              |       |
|                           |   |          |           |     |   |                 |       |     |     |                 |           | 292             | H | Colgate         | 70 61 |              |       |
| LAST 12 Division I GAMES: |   |          |           |     |   |                 |       |     |     |                 |           |                 |   |                 |       |              |       |
|                           |   |          |           | 216 | A | Lehigh          | 48 64 |     | 216 | H               | Lehigh    | 77 71           |   | 320             | A     | UMass Lowell | 67 75 |
|                           |   |          |           | 222 | A | Loyola Maryland | 45 58 |     | 329 | A               | Lafayette | 57 54           |   | 329             | A     | Lafayette    | 57 54 |
|                           |   |          |           | 343 | H | Boston U.       | 74 50 |     | 90  | A               | Bucknell  | 64 74           |   | 329             | H     | Lafayette    | 66 49 |
|                           |   |          |           | 222 | H | Loyola Maryland | 49 59 |     | 292 | H               | Colgate   | 70 61           |   | 343             | A     | Boston U.    | 60 41 |
|                           |   |          |           | 273 | A | American        | 59 50 |     | 232 | A               | Navy      | 49 50           |   | 343             | H     | Boston U.    | 74 50 |
|                           |   |          |           | 68  | H | Army West Point | 49 80 |     | 273 | H               | American  | 59 54           |   |                 |       |              |       |

Non-Div I Games:

Holy Cross

■ Loss, 
 ■ Non-Conf, 
 ■ S Site, 
 ■ H Home 
 ■ A Away 
 N Neutral

|                              |              |            |                |             |               |            |            |          |           |
|------------------------------|--------------|------------|----------------|-------------|---------------|------------|------------|----------|-----------|
| Average RPI Win: <b>247</b>  | WON-LOST     | WINNING    | LAST 10        | STRENGTH OF | OPP. STRENGTH | TEAM       | ADJ.       | CONF.    | ADJ CONF. |
| Average RPI Loss: <b>137</b> | RECORD       | PCT. RANK  | GAMES          | SCHEDULE    | OF SCHEDULE   | RPI        | RPI        | RPI      | RPI       |
| DIV. I ONLY                  | <b>6- 24</b> | <b>314</b> | <b>2- 8</b>    | <b>204</b>  | <b>107</b>    | <b>285</b> | <b>285</b> | <b>9</b> | <b>9</b>  |
| DIV. I NON-CONF.             | <b>4- 7</b>  | <b>222</b> | <b>0- 0</b>    | <b>158</b>  | <b>272</b>    | <b>212</b> | <b>212</b> | <b>7</b> | <b>7</b>  |
| TOTALS                       | RPI 1-25     | RPI 26-50  | W-L RECORDS    | RPI 51-100  | RPI 101-150   | RPI 150+   |            |          |           |
| 6- 24                        | 0- 3         | 0- 0       | OVERALL        | 0- 5        | 1- 6          | 5- 10      |            |          |           |
| 2- 11                        | 0- 1         | 0- 0       | HOME           | 0- 2        | 1- 3          | 1- 5       |            |          |           |
| 4- 9                         | 0- 1         | 0- 0       | AWAY           | 0- 2        | 0- 2          | 4- 4       |            |          |           |
| 0- 4                         | 0- 1         | 0- 0       | NEUTRAL        | 0- 1        | 0- 1          | 0- 1       |            |          |           |
| 4- 7                         | 0- 1         | 0- 0       | NON-CONFERENCE | 0- 1        | 1- 2          | 3- 3       |            |          |           |
| 1- 3                         | 0- 0         | 0- 0       | HOME           | 0- 0        | 1- 1          | 0- 2       |            |          |           |
| 3- 1                         | 0- 0         | 0- 0       | AWAY           | 0- 0        | 0- 0          | 3- 1       |            |          |           |
| 0- 3                         | 0- 1         | 0- 0       | NEUTRAL        | 0- 1        | 0- 1          | 0- 0       |            |          |           |
| 2- 17                        | 0- 2         | 0- 0       | CONFERENCE     | 0- 4        | 0- 4          | 2- 7       |            |          |           |
| 1- 8                         | 0- 1         | 0- 0       | HOME           | 0- 2        | 0- 2          | 1- 3       |            |          |           |
| 1- 8                         | 0- 1         | 0- 0       | AWAY           | 0- 2        | 0- 2          | 1- 3       |            |          |           |
| 0- 1                         | 0- 0         | 0- 0       | NEUTRAL        | 0- 0        | 0- 0          | 0- 1       |            |          |           |

| RPI                       | S | Opponent          | Score        | RPI | S  | Opponent   | Score        | RPI          | S   | Opponent | Score              | RPI          | S | Opponent | Score | Team's RPI: 285 |
|---------------------------|---|-------------------|--------------|-----|----|------------|--------------|--------------|-----|----------|--------------------|--------------|---|----------|-------|-----------------|
| 3                         | H | UConn             | 37 <b>76</b> |     | 59 | N          | Iowa         | 50 <b>64</b> | 103 | N        | Wright St.         | 61 <b>75</b> |   |          |       |                 |
| 20                        | A | South Fla.        | 49 <b>73</b> |     | 71 | A          | Temple       | 48 <b>78</b> | 111 | A        | Memphis            | 57 <b>74</b> |   |          |       |                 |
| 24                        | N | George Washington | 78 <b>82</b> |     | 71 | H          | Temple       | 66 <b>75</b> | 111 | H        | Memphis            | 64 <b>77</b> |   |          |       |                 |
|                           |   |                   |              |     | 73 | A          | Tulane       | 48 <b>70</b> | 129 | H        | Long Beach St.     | 41 <b>47</b> |   |          |       |                 |
|                           |   |                   |              |     | 73 | H          | Tulane       | 56 <b>59</b> | 133 | H        | La.-Lafayette      | 52 <b>51</b> |   |          |       |                 |
|                           |   |                   |              |     |    |            |              |              | 149 | A        | East Carolina      | 70 <b>76</b> |   |          |       |                 |
|                           |   |                   |              |     |    |            |              |              | 149 | H        | East Carolina      | 59 <b>68</b> |   |          |       |                 |
|                           |   |                   |              |     |    |            |              |              | 191 | H        | UTRGV              | 45 <b>55</b> |   |          |       |                 |
|                           |   |                   |              |     |    |            |              |              | 193 | A        | Tulsa              | 28 <b>44</b> |   |          |       |                 |
|                           |   |                   |              |     |    |            |              |              | 193 | H        | Tulsa              | 62 <b>79</b> |   |          |       |                 |
|                           |   |                   |              |     |    |            |              |              | 193 | N        | Tulsa              | 38 <b>76</b> |   |          |       |                 |
|                           |   |                   |              |     |    |            |              |              | 195 | A        | SMU                | 63 <b>54</b> |   |          |       |                 |
|                           |   |                   |              |     |    |            |              |              | 195 | H        | SMU                | 48 <b>50</b> |   |          |       |                 |
|                           |   |                   |              |     |    |            |              |              | 207 | H        | UNLV               | 60 <b>63</b> |   |          |       |                 |
|                           |   |                   |              |     |    |            |              |              | 226 | A        | Col. of Charleston | 48 <b>55</b> |   |          |       |                 |
|                           |   |                   |              |     |    |            |              |              | 233 | A        | Rice               | 62 <b>59</b> |   |          |       |                 |
|                           |   |                   |              |     |    |            |              |              | 239 | A        | Cincinnati         | 50 <b>56</b> |   |          |       |                 |
|                           |   |                   |              |     |    |            |              |              | 239 | H        | Cincinnati         | 61 <b>67</b> |   |          |       |                 |
|                           |   |                   |              |     |    |            |              |              | 277 | A        | UCF                | 62 <b>65</b> |   |          |       |                 |
|                           |   |                   |              |     |    |            |              |              | 277 | H        | UCF                | 64 <b>55</b> |   |          |       |                 |
|                           |   |                   |              |     |    |            |              |              | 313 | A        | A&M-Corpus Christi | 76 <b>73</b> |   |          |       |                 |
|                           |   |                   |              |     |    |            |              |              | 330 | A        | Incarinate Word    | 67 <b>51</b> |   |          |       |                 |
| LAST 12 Division I GAMES: |   |                   |              |     |    |            |              |              |     |          |                    |              |   |          |       |                 |
| 193                       | N | Tulsa             | 38 <b>76</b> | 193 | A  | Tulsa      | 28 <b>44</b> |              |     |          |                    |              |   |          |       |                 |
| 111                       | H | Memphis           | 64 <b>77</b> | 73  | H  | Tulane     | 56 <b>59</b> |              |     |          |                    |              |   |          |       |                 |
| 195                       | A | SMU               | 63 <b>54</b> | 277 | H  | UCF        | 64 <b>55</b> |              |     |          |                    |              |   |          |       |                 |
| 277                       | A | UCF               | 62 <b>65</b> | 239 | A  | Cincinnati | 50 <b>56</b> |              |     |          |                    |              |   |          |       |                 |
| 239                       | H | Cincinnati        | 61 <b>67</b> | 20  | A  | South Fla. | 49 <b>73</b> |              |     |          |                    |              |   |          |       |                 |
| 149                       | H | East Carolina     | 59 <b>68</b> | 71  | A  | Temple     | 48 <b>78</b> |              |     |          |                    |              |   |          |       |                 |

Non-Div I Games:

Houston

■ Loss, 
 ■ Non-Conf, S Site, 
 ■ Home 
 ■ Away 
 N Neutral

## Houston Baptist

Through Games Of March 7, 2016

|                   |          |           |                |            |             |               |      |      |       |           |
|-------------------|----------|-----------|----------------|------------|-------------|---------------|------|------|-------|-----------|
| Average RPI Win:  | 294      | WON-LOST  | WINNING        | LAST 10    | STRENGTH OF | OPP. STRENGTH | TEAM | ADJ. | CONF. | ADJ CONF. |
| Average RPI Loss: | 162      | RECORD    | PCT. RANK      | GAMES      | SCHEDULE    | OF SCHEDULE   | RPI  | RPI  | RPI   | RPI       |
| DIV. I ONLY       | 11- 14   | 209       | 6- 4           | 266        | 302         | 248           | 248  | 26   | 26    |           |
| DIV. I NON-CONF.  | 2- 5     | 253       | 0- 0           | 134        | 293         | 216           | 216  | 26   | 26    |           |
| TOTALS            | RPI 1-25 | RPI 26-50 | W-L RECORDS    | RPI 51-100 | RPI 101-150 | RPI 150+      |      |      |       |           |
| 11- 14            | 0- 0     | 0- 1      | OVERALL        | 0- 3       | 0- 3        | 11- 7         |      |      |       |           |
| 6- 5              | 0- 0     | 0- 0      | HOME           | 0- 1       | 0- 2        | 6- 2          |      |      |       |           |
| 4- 9              | 0- 0     | 0- 1      | AWAY           | 0- 2       | 0- 1        | 4- 5          |      |      |       |           |
| 1- 0              | 0- 0     | 0- 0      | NEUTRAL        | 0- 0       | 0- 0        | 1- 0          |      |      |       |           |
| 2- 5              | 0- 0     | 0- 1      | NON-CONFERENCE | 0- 0       | 0- 1        | 2- 3          |      |      |       |           |
| 0- 2              | 0- 0     | 0- 0      | HOME           | 0- 0       | 0- 1        | 0- 1          |      |      |       |           |
| 1- 3              | 0- 0     | 0- 1      | AWAY           | 0- 0       | 0- 0        | 1- 2          |      |      |       |           |
| 1- 0              | 0- 0     | 0- 0      | NEUTRAL        | 0- 0       | 0- 0        | 1- 0          |      |      |       |           |
| 9- 9              | 0- 0     | 0- 0      | CONFERENCE     | 0- 3       | 0- 2        | 9- 4          |      |      |       |           |
| 6- 3              | 0- 0     | 0- 0      | HOME           | 0- 1       | 0- 1        | 6- 1          |      |      |       |           |
| 3- 6              | 0- 0     | 0- 0      | AWAY           | 0- 2       | 0- 1        | 3- 3          |      |      |       |           |
| 0- 0              | 0- 0     | 0- 0      | NEUTRAL        | 0- 0       | 0- 0        | 0- 0          |      |      |       |           |

| RPI 1-25                  |   |          | RPI 26-50 |     |   | RPI 51-100         |       |     | RPI 101+ |                   |       | Team's RPI: 248 |   |                    |       |
|---------------------------|---|----------|-----------|-----|---|--------------------|-------|-----|----------|-------------------|-------|-----------------|---|--------------------|-------|
| RPI                       | S | Opponent | Score     | RPI | S | Opponent           | Score | RPI | S        | Opponent          | Score |                 |   |                    |       |
|                           |   |          |           | 31  | A | UTEP               | 63 98 | 76  | A        | Abilene Christian | 60 77 | 116             | A | Northwestern St.   | 44 55 |
|                           |   |          |           |     |   |                    |       | 76  | H        | Abilene Christian | 55 76 | 144             | H | McNeese St.        | 64 71 |
|                           |   |          |           |     |   |                    |       | 98  | A        | Central Ark.      | 44 45 | 146             | H | UT Arlington       | 40 64 |
|                           |   |          |           |     |   |                    |       |     |          |                   |       | 172             | A | New Mexico         | 57 65 |
|                           |   |          |           |     |   |                    |       |     |          |                   |       | 199             | A | SFA                | 54 66 |
|                           |   |          |           |     |   |                    |       |     |          |                   |       | 199             | H | SFA                | 50 64 |
|                           |   |          |           |     |   |                    |       |     |          |                   |       | 234             | A | Texas Southern     | 77 65 |
|                           |   |          |           |     |   |                    |       |     |          |                   |       | 235             | N | Omaha              | 64 51 |
|                           |   |          |           |     |   |                    |       |     |          |                   |       | 237             | A | Sam Houston St.    | 70 78 |
|                           |   |          |           |     |   |                    |       |     |          |                   |       | 237             | H | Sam Houston St.    | 67 63 |
|                           |   |          |           |     |   |                    |       |     |          |                   |       | 243             | H | Texas St.          | 66 71 |
|                           |   |          |           |     |   |                    |       |     |          |                   |       | 249             | A | UTSA               | 50 79 |
|                           |   |          |           |     |   |                    |       |     |          |                   |       | 287             | A | Lamar              | 70 77 |
|                           |   |          |           |     |   |                    |       |     |          |                   |       | 287             | H | Lamar              | 77 66 |
|                           |   |          |           |     |   |                    |       |     |          |                   |       | 304             | H | Nicholls St.       | 80 71 |
|                           |   |          |           |     |   |                    |       |     |          |                   |       | 313             | A | A&M-Corpus Christi | 73 59 |
|                           |   |          |           |     |   |                    |       |     |          |                   |       | 313             | H | A&M-Corpus Christi | 55 51 |
|                           |   |          |           |     |   |                    |       |     |          |                   |       | 319             | H | Southeastern La.   | 64 56 |
|                           |   |          |           |     |   |                    |       |     |          |                   |       | 330             | A | Incarnate Word     | 62 61 |
|                           |   |          |           |     |   |                    |       |     |          |                   |       | 330             | H | Incarnate Word     | 64 46 |
|                           |   |          |           |     |   |                    |       |     |          |                   |       | 331             | A | New Orleans        | 71 51 |
| LAST 12 Division I GAMES: |   |          |           |     |   |                    |       |     |          |                   |       |                 |   |                    |       |
|                           |   |          |           | 330 | H | Incarnate Word     | 64 46 |     |          |                   |       | 287             | H | Lamar              | 77 66 |
|                           |   |          |           | 313 | H | A&M-Corpus Christi | 55 51 |     |          |                   |       | 199             | H | SFA                | 50 64 |
|                           |   |          |           | 199 | A | SFA                | 54 66 |     |          |                   |       | 313             | A | A&M-Corpus Christi | 73 59 |
|                           |   |          |           | 76  | H | Abilene Christian  | 55 76 |     |          |                   |       | 237             | H | Sam Houston St.    | 67 63 |
|                           |   |          |           | 330 | A | Incarnate Word     | 62 61 |     |          |                   |       | 76              | A | Abilene Christian  | 60 77 |
|                           |   |          |           | 237 | A | Sam Houston St.    | 70 78 |     |          |                   |       | 287             | A | Lamar              | 70 77 |

Non-Div I Games: Trinity (TX) 60 46 Huston-Tillotson 96 65 Paul Quinn 95 42

Houston Baptist

Loss, Non-Conf, S Site, H Home A Away N Neutral

|                   |          |           |                |            |             |               |      |      |       |           |
|-------------------|----------|-----------|----------------|------------|-------------|---------------|------|------|-------|-----------|
| Average RPI Win:  | 273      | WON-LOST  | WINNING        | LAST 10    | STRENGTH OF | OPP. STRENGTH | TEAM | ADJ. | CONF. | ADJ CONF. |
| Average RPI Loss: | 222      | RECORD    | PCT. RANK      | GAMES      | SCHEDULE    | OF SCHEDULE   | RPI  | RPI  | RPI   | RPI       |
| DIV. I ONLY       | 7- 23    | 302       | 4- 6           | 327        | 314         | 328           | 328  | 32   | 32    |           |
| DIV. I NON-CONF.  | 2- 11    | 306       | 0- 0           | 220        | 170         | 294           | 294  | 30   | 30    |           |
| TOTALS            | RPI 1-25 | RPI 26-50 | W-L RECORDS    | RPI 51-100 | RPI 101-150 | RPI 150+      |      |      |       |           |
| 7- 23             | 0- 2     | 0- 0      | OVERALL        | 0- 1       | 0- 2        | 7- 18         |      |      |       |           |
| 2- 10             | 0- 0     | 0- 0      | HOME           | 0- 0       | 0- 0        | 2- 10         |      |      |       |           |
| 4- 12             | 0- 1     | 0- 0      | AWAY           | 0- 1       | 0- 1        | 4- 8          |      |      |       |           |
| 1- 1              | 0- 0     | 0- 0      | NEUTRAL        | 0- 0       | 0- 1        | 1- 0          |      |      |       |           |
| 2- 11             | 0- 2     | 0- 0      | NON-CONFERENCE | 0- 1       | 0- 2        | 2- 6          |      |      |       |           |
| 1- 3              | 0- 0     | 0- 0      | HOME           | 0- 0       | 0- 0        | 1- 3          |      |      |       |           |
| 1- 7              | 0- 2     | 0- 0      | AWAY           | 0- 1       | 0- 1        | 1- 3          |      |      |       |           |
| 0- 1              | 0- 0     | 0- 0      | NEUTRAL        | 0- 0       | 0- 1        | 0- 0          |      |      |       |           |
| 5- 12             | 0- 0     | 0- 0      | CONFERENCE     | 0- 0       | 0- 0        | 5- 12         |      |      |       |           |
| 1- 7              | 0- 0     | 0- 0      | HOME           | 0- 0       | 0- 0        | 1- 7          |      |      |       |           |
| 3- 5              | 0- 0     | 0- 0      | AWAY           | 0- 0       | 0- 0        | 3- 5          |      |      |       |           |
| 1- 0              | 0- 0     | 0- 0      | NEUTRAL        | 0- 0       | 0- 0        | 1- 0          |      |      |       |           |

| RPI 1-25                  |   |          |       | RPI 26-50 |   |                    |       | RPI 51-100 |   |              |       | RPI 101+ Team's RPI: 328 |   |                    |         |
|---------------------------|---|----------|-------|-----------|---|--------------------|-------|------------|---|--------------|-------|--------------------------|---|--------------------|---------|
| RPI                       | S | Opponent | Score | RPI       | S | Opponent           | Score | RPI        | S | Opponent     | Score | RPI                      | S | Opponent           | Score   |
| 13                        | A | Syracuse | 48 97 |           |   |                    |       | 100        | A | Northwestern | 49 89 | 114                      | N | Mercer             | 53 70   |
| 18                        | A | Duquesne | 62 86 |           |   |                    |       |            |   |              |       | 122                      | A | Arizona            | 28 65   |
|                           |   |          |       |           |   |                    |       |            |   |              |       | 154                      | H | Old Dominion       | 64 83   |
|                           |   |          |       |           |   |                    |       |            |   |              |       | 168                      | H | Cornell            | 76 74   |
|                           |   |          |       |           |   |                    |       |            |   |              |       | 170                      | A | Xavier             | 47 70   |
|                           |   |          |       |           |   |                    |       |            |   |              |       | 203                      | A | Hampton            | 48 77   |
|                           |   |          |       |           |   |                    |       |            |   |              |       | 203                      | H | Hampton            | 83 77   |
|                           |   |          |       |           |   |                    |       |            |   |              |       | 218                      | A | N.C. A&T           | 70 88   |
|                           |   |          |       |           |   |                    |       |            |   |              |       | 244                      | H | Bethune-Cookman    | 77 81   |
|                           |   |          |       |           |   |                    |       |            |   |              |       | 246                      | A | Coppin St.         | 71 69   |
|                           |   |          |       |           |   |                    |       |            |   |              |       | 246                      | H | Coppin St.         | 67 83   |
|                           |   |          |       |           |   |                    |       |            |   |              |       | 252                      | A | Ill.-Chicago       | 48 75   |
|                           |   |          |       |           |   |                    |       |            |   |              |       | 254                      | A | Morgan St.         | 66 78   |
|                           |   |          |       |           |   |                    |       |            |   |              |       | 272                      | A | Georgia St.        | 58 65   |
|                           |   |          |       |           |   |                    |       |            |   |              |       | 280                      | H | La Salle           | 68 71   |
|                           |   |          |       |           |   |                    |       |            |   |              |       | 281                      | A | UMES               | 59 62   |
|                           |   |          |       |           |   |                    |       |            |   |              |       | 281                      | H | UMES               | 57 79   |
|                           |   |          |       |           |   |                    |       |            |   |              |       | 281                      | N | UMES               | 68 51   |
|                           |   |          |       |           |   |                    |       |            |   |              |       | 293                      | H | Savannah St.       | 64 69   |
|                           |   |          |       |           |   |                    |       |            |   |              |       | 297                      | H | Florida A&M        | 53 64   |
|                           |   |          |       |           |   |                    |       |            |   |              |       | 312                      | H | South Carolina St. | 63 65   |
|                           |   |          |       |           |   |                    |       |            |   |              |       | 317                      | A | Mt. St. Mary's     | 62 49   |
|                           |   |          |       |           |   |                    |       |            |   |              |       | 322                      | A | Delaware St.       | 86 87   |
|                           |   |          |       |           |   |                    |       |            |   |              |       | 324                      | H | LIU Brooklyn       | 72 89   |
|                           |   |          |       |           |   |                    |       |            |   |              |       | 347                      | A | Norfolk St.        | 64 63   |
|                           |   |          |       |           |   |                    |       |            |   |              |       | 347                      | H | Norfolk St.        | 108 110 |
| LAST 12 Division I GAMES: |   |          |       |           |   |                    |       |            |   |              |       |                          |   |                    |         |
|                           |   |          |       | 281       | N | UMES               | 68 51 |            |   |              |       | 246                      | A | Coppin St.         | 71 69   |
|                           |   |          |       | 347       | A | Norfolk St.        | 64 63 |            |   |              |       | 203                      | H | Hampton            | 83 77   |
|                           |   |          |       | 203       | A | Hampton            | 48 77 |            |   |              |       | 347                      | H | Norfolk St.        | 108 110 |
|                           |   |          |       | 312       | H | South Carolina St. | 63 65 |            |   |              |       | 281                      | A | UMES               | 59 62   |
|                           |   |          |       | 293       | H | Savannah St.       | 64 69 |            |   |              |       | 254                      | A | Morgan St.         | 66 78   |
|                           |   |          |       | 281       | H | UMES               | 57 79 |            |   |              |       | 244                      | H | Bethune-Cookman    | 77 81   |

Non-Div I Games:

Howard



H  
o  
w  
a  
r  
d

RPI S Opponent Score

Through Games Of March 7, 2016

| RPI | S | Opponent     | Score |
|-----|---|--------------|-------|
| 348 | A | N.C. Central | 68 61 |

H  
o  
w  
a  
r  
d

Howard

|                   |          |           |                |            |             |               |      |      |       |           |
|-------------------|----------|-----------|----------------|------------|-------------|---------------|------|------|-------|-----------|
| Average RPI Win:  | 285      | WON-LOST  | WINNING        | LAST 10    | STRENGTH OF | OPP. STRENGTH | TEAM | ADJ. | CONF. | ADJ CONF. |
| Average RPI Loss: | 154      | RECORD    | PCT. RANK      | GAMES      | SCHEDULE    | OF SCHEDULE   | RPI  | RPI  | RPI   | RPI       |
| DIV. I ONLY       | 5- 23    | 318       | 3- 7           | 156        | 235         | 315           | 315  | 18   | 18    |           |
| DIV. I NON-CONF.  | 2- 9     | 296       | 0- 0           | 174        | 285         | 302           | 302  | 18   | 18    |           |
| TOTALS            | RPI 1-25 | RPI 26-50 | W-L RECORDS    | RPI 51-100 | RPI 101-150 | RPI 150+      |      |      |       |           |
| 5- 23             | 0- 0     | 0- 2      | OVERALL        | 0- 5       | 1- 7        | 4- 9          |      |      |       |           |
| 5- 8              | 0- 0     | 0- 1      | HOME           | 0- 2       | 1- 2        | 4- 3          |      |      |       |           |
| 0- 14             | 0- 0     | 0- 1      | AWAY           | 0- 2       | 0- 5        | 0- 6          |      |      |       |           |
| 0- 1              | 0- 0     | 0- 0      | NEUTRAL        | 0- 1       | 0- 0        | 0- 0          |      |      |       |           |
| 2- 9              | 0- 0     | 0- 2      | NON-CONFERENCE | 0- 0       | 0- 4        | 2- 3          |      |      |       |           |
| 2- 3              | 0- 0     | 0- 1      | HOME           | 0- 0       | 0- 1        | 2- 1          |      |      |       |           |
| 0- 6              | 0- 0     | 0- 1      | AWAY           | 0- 0       | 0- 3        | 0- 2          |      |      |       |           |
| 0- 0              | 0- 0     | 0- 0      | NEUTRAL        | 0- 0       | 0- 0        | 0- 0          |      |      |       |           |
| 3- 14             | 0- 0     | 0- 0      | CONFERENCE     | 0- 5       | 1- 3        | 2- 6          |      |      |       |           |
| 3- 5              | 0- 0     | 0- 0      | HOME           | 0- 2       | 1- 1        | 2- 2          |      |      |       |           |
| 0- 8              | 0- 0     | 0- 0      | AWAY           | 0- 2       | 0- 2        | 0- 4          |      |      |       |           |
| 0- 1              | 0- 0     | 0- 0      | NEUTRAL        | 0- 1       | 0- 0        | 0- 0          |      |      |       |           |

| RPI 1-25                  |   |          | RPI 26-50 |     |   | RPI 51-100       |       |     | RPI 101+ |                  |       | Team's RPI: 315 |   |                  |       |
|---------------------------|---|----------|-----------|-----|---|------------------|-------|-----|----------|------------------|-------|-----------------|---|------------------|-------|
| RPI                       | S | Opponent | Score     | RPI | S | Opponent         | Score | RPI | S        | Opponent         | Score |                 |   |                  |       |
|                           |   |          |           | 42  | A | Ohio             | 52 79 | 60  | A        | South Dakota St. | 64 92 | 124             | A | IUPUI            | 52 63 |
|                           |   |          |           | 46  | H | Indiana          | 72 79 | 60  | H        | South Dakota St. | 42 61 | 124             | H | IUPUI            | 50 69 |
|                           |   |          |           |     |   |                  |       | 60  | N        | South Dakota St. | 60 80 | 137             | A | Oral Roberts     | 59 61 |
|                           |   |          |           |     |   |                  |       | 61  | A        | South Dakota     | 60 92 | 137             | H | Oral Roberts     | 54 48 |
|                           |   |          |           |     |   |                  |       | 61  | H        | South Dakota     | 63 90 | 141             | H | Western Mich.    | 48 70 |
|                           |   |          |           |     |   |                  |       |     |          |                  |       | 143             | A | Detroit          | 63 64 |
|                           |   |          |           |     |   |                  |       |     |          |                  |       | 148             | A | Milwaukee        | 60 73 |
|                           |   |          |           |     |   |                  |       |     |          |                  |       | 150             | A | Northern Ky.     | 64 77 |
|                           |   |          |           |     |   |                  |       |     |          |                  |       | 200             | A | Fairfield        | 62 74 |
|                           |   |          |           |     |   |                  |       |     |          |                  |       | 204             | A | Oakland          | 74 81 |
|                           |   |          |           |     |   |                  |       |     |          |                  |       | 211             | H | USC Upstate      | 81 84 |
|                           |   |          |           |     |   |                  |       |     |          |                  |       | 235             | A | Omaha            | 64 71 |
|                           |   |          |           |     |   |                  |       |     |          |                  |       | 235             | H | Omaha            | 58 60 |
|                           |   |          |           |     |   |                  |       |     |          |                  |       | 236             | A | Western Ill.     | 87 88 |
|                           |   |          |           |     |   |                  |       |     |          |                  |       | 236             | H | Western Ill.     | 74 78 |
|                           |   |          |           |     |   |                  |       |     |          |                  |       | 301             | A | Denver           | 50 53 |
|                           |   |          |           |     |   |                  |       |     |          |                  |       | 301             | H | Denver           | 61 49 |
|                           |   |          |           |     |   |                  |       |     |          |                  |       | 318             | H | Kent St.         | 86 68 |
|                           |   |          |           |     |   |                  |       |     |          |                  |       | 323             | A | North Dakota St. | 85 94 |
|                           |   |          |           |     |   |                  |       |     |          |                  |       | 323             | H | North Dakota St. | 85 69 |
|                           |   |          |           |     |   |                  |       |     |          |                  |       | 344             | H | Chicago St.      | 62 51 |
| LAST 12 Division I GAMES: |   |          |           |     |   |                  |       |     |          |                  |       |                 |   |                  |       |
|                           |   |          |           | 60  | N | South Dakota St. | 60 80 | 235 | A        | Omaha            | 64 71 |                 |   |                  |       |
|                           |   |          |           | 323 | H | North Dakota St. | 85 69 | 236 | A        | Western Ill.     | 87 88 |                 |   |                  |       |
|                           |   |          |           | 61  | H | South Dakota     | 63 90 | 301 | H        | Denver           | 61 49 |                 |   |                  |       |
|                           |   |          |           | 124 | A | IUPUI            | 52 63 | 235 | H        | Omaha            | 58 60 |                 |   |                  |       |
|                           |   |          |           | 137 | H | Oral Roberts     | 54 48 | 323 | A        | North Dakota St. | 85 94 |                 |   |                  |       |
|                           |   |          |           | 60  | A | South Dakota St. | 64 92 | 61  | A        | South Dakota     | 60 92 |                 |   |                  |       |

Non-Div I Games: Trine 82 62 Grace (IN) 91 39

IPFW

Loss, Non-Conf, S Site, H Home A Away N Neutral

|                              |          |           |                |             |               |          |      |       |           |
|------------------------------|----------|-----------|----------------|-------------|---------------|----------|------|-------|-----------|
| Average RPI Win: <b>219</b>  | WON-LOST | WINNING   | LAST 10        | STRENGTH OF | OPP. STRENGTH | TEAM     | ADJ. | CONF. | ADJ CONF. |
| Average RPI Loss: <b>145</b> | RECORD   | PCT. RANK | GAMES          | SCHEDULE    | OF SCHEDULE   | RPI      | RPI  | RPI   | RPI       |
| DIV. I ONLY                  | 18- 10   | 88        | 7- 3           | 224         | 193           | 124      | 124  | 18    | 18        |
| DIV. I NON-CONF.             | 7- 4     | 110       | 0- 0           | 176         | 138           | 109      | 109  | 18    | 18        |
| TOTALS                       | RPI 1-25 | RPI 26-50 | W-L RECORDS    | RPI 51-100  | RPI 101-150   | RPI 150+ |      |       |           |
| 18- 10                       | 0- 1     | 0- 0      | OVERALL        | 4- 4        | 2- 1          | 12- 4    |      |       |           |
| 9- 3                         | 0- 0     | 0- 0      | HOME           | 3- 2        | 0- 1          | 6- 0     |      |       |           |
| 8- 6                         | 0- 1     | 0- 0      | AWAY           | 1- 2        | 2- 0          | 5- 3     |      |       |           |
| 1- 1                         | 0- 0     | 0- 0      | NEUTRAL        | 0- 0        | 0- 0          | 1- 1     |      |       |           |
| 7- 4                         | 0- 1     | 0- 0      | NON-CONFERENCE | 3- 1        | 1- 0          | 3- 2     |      |       |           |
| 3- 1                         | 0- 0     | 0- 0      | HOME           | 2- 1        | 0- 0          | 1- 0     |      |       |           |
| 3- 3                         | 0- 1     | 0- 0      | AWAY           | 1- 0        | 1- 0          | 1- 2     |      |       |           |
| 1- 0                         | 0- 0     | 0- 0      | NEUTRAL        | 0- 0        | 0- 0          | 1- 0     |      |       |           |
| 11- 6                        | 0- 0     | 0- 0      | CONFERENCE     | 1- 3        | 1- 1          | 9- 2     |      |       |           |
| 6- 2                         | 0- 0     | 0- 0      | HOME           | 1- 1        | 0- 1          | 5- 0     |      |       |           |
| 5- 3                         | 0- 0     | 0- 0      | AWAY           | 0- 2        | 1- 0          | 4- 1     |      |       |           |
| 0- 1                         | 0- 0     | 0- 0      | NEUTRAL        | 0- 0        | 0- 0          | 0- 1     |      |       |           |

| RPI 1-25                  |   |                  |              | RPI 26-50 |   |                  |              | RPI 51-100 |   |                  |              | RPI 101+ Team's RPI: 124 |   |                  |              |
|---------------------------|---|------------------|--------------|-----------|---|------------------|--------------|------------|---|------------------|--------------|--------------------------|---|------------------|--------------|
| RPI                       | S | Opponent         | Score        | RPI       | S | Opponent         | Score        | RPI        | S | Opponent         | Score        | RPI                      | S | Opponent         | Score        |
| 15                        | A | Louisville       | 61 <b>70</b> |           |   |                  |              | 60         | A | South Dakota St. | 66 <b>68</b> | 137                      | A | Oral Roberts     | 57 54        |
|                           |   |                  |              |           |   |                  |              | 60         | H | South Dakota St. | 63 60        | 137                      | H | Oral Roberts     | 47 <b>52</b> |
|                           |   |                  |              |           |   |                  |              | 61         | A | South Dakota     | 59 <b>65</b> | 147                      | A | SIUE             | 85 67        |
|                           |   |                  |              |           |   |                  |              | 61         | H | South Dakota     | 63 <b>74</b> | 199                      | N | SFA              | 62 55        |
|                           |   |                  |              |           |   |                  |              | 70         | H | VCU              | 70 69        | 227                      | H | Indiana St.      | 68 43        |
|                           |   |                  |              |           |   |                  |              | 72         | H | Georgia Tech     | 50 <b>60</b> | 235                      | A | Omaha            | 54 <b>57</b> |
|                           |   |                  |              |           |   |                  |              | 78         | H | Belmont          | 62 59        | 235                      | H | Omaha            | 75 59        |
|                           |   |                  |              |           |   |                  |              | 99         | A | Marquette        | 60 55        | 235                      | N | Omaha            | 51 <b>62</b> |
|                           |   |                  |              |           |   |                  |              |            |   |                  |              | 236                      | A | Western Ill.     | 68 60        |
|                           |   |                  |              |           |   |                  |              |            |   |                  |              | 236                      | H | Western Ill.     | 96 87        |
|                           |   |                  |              |           |   |                  |              |            |   |                  |              | 238                      | A | North Texas      | 67 <b>68</b> |
|                           |   |                  |              |           |   |                  |              |            |   |                  |              | 301                      | A | Denver           | 67 54        |
|                           |   |                  |              |           |   |                  |              |            |   |                  |              | 301                      | H | Denver           | 81 75        |
|                           |   |                  |              |           |   |                  |              |            |   |                  |              | 315                      | A | IPFW             | 69 50        |
|                           |   |                  |              |           |   |                  |              |            |   |                  |              | 315                      | H | IPFW             | 63 52        |
|                           |   |                  |              |           |   |                  |              |            |   |                  |              | 323                      | A | North Dakota St. | 64 63        |
|                           |   |                  |              |           |   |                  |              |            |   |                  |              | 323                      | H | North Dakota St. | 67 44        |
|                           |   |                  |              |           |   |                  |              |            |   |                  |              | 332                      | A | Evansville       | 68 62        |
|                           |   |                  |              |           |   |                  |              |            |   |                  |              | 340                      | A | Eastern Ill.     | 71 <b>77</b> |
| LAST 12 Division I GAMES: |   |                  |              |           |   |                  |              |            |   |                  |              |                          |   |                  |              |
| 235                       | N | Omaha            | 51 <b>62</b> | 323       | A | North Dakota St. | 64 63        |            |   |                  |              |                          |   |                  |              |
| 61                        | H | South Dakota     | 63 <b>74</b> | 236       | H | Western Ill.     | 96 87        |            |   |                  |              |                          |   |                  |              |
| 60                        | H | South Dakota St. | 63 60        | 137       | A | Oral Roberts     | 57 54        |            |   |                  |              |                          |   |                  |              |
| 315                       | H | IPFW             | 63 52        | 301       | H | Denver           | 81 75        |            |   |                  |              |                          |   |                  |              |
| 235                       | A | Omaha            | 54 <b>57</b> | 61        | A | South Dakota     | 59 <b>65</b> |            |   |                  |              |                          |   |                  |              |
| 301                       | A | Denver           | 67 54        | 60        | A | South Dakota St. | 66 <b>68</b> |            |   |                  |              |                          |   |                  |              |

Non-Div I Games: Oakland City 104 30 Ind.-Southeast 99 50

IUPUI

■ Loss, 
 ■ Non-Conf, S Site, 
 ■ Home 
 ■ Away 
 N Neutral

## Idaho

Through Games Of March 7, 2016

|                   |          |           |                |            |             |               |      |      |       |           |
|-------------------|----------|-----------|----------------|------------|-------------|---------------|------|------|-------|-----------|
| Average RPI Win:  | 233      | WON-LOST  | WINNING        | LAST 10    | STRENGTH OF | OPP. STRENGTH | TEAM | ADJ. | CONF. | ADJ CONF. |
| Average RPI Loss: | 127      | RECORD    | PCT. RANK      | GAMES      | SCHEDULE    | OF SCHEDULE   | RPI  | RPI  | RPI   | RPI       |
| DIV. I ONLY       | 19- 9    | 74        | 7- 3           | 275        | 169         | 135           | 135  | 19   | 19    |           |
| DIV. I NON-CONF.  | 6- 4     | 125       | 0- 0           | 194        | 105         | 152           | 152  | 23   | 23    |           |
| TOTALS            | RPI 1-25 | RPI 26-50 | W-L RECORDS    | RPI 51-100 | RPI 101-150 | RPI 150+      |      |      |       |           |
| 19- 9             | 0- 1     | 0- 1      | OVERALL        | 2- 1       | 1- 1        | 16- 5         |      |      |       |           |
| 11- 3             | 0- 0     | 0- 0      | HOME           | 1- 1       | 0- 0        | 10- 2         |      |      |       |           |
| 6- 5              | 0- 1     | 0- 0      | AWAY           | 1- 0       | 0- 1        | 5- 3          |      |      |       |           |
| 2- 1              | 0- 0     | 0- 1      | NEUTRAL        | 0- 0       | 1- 0        | 1- 0          |      |      |       |           |
| 6- 4              | 0- 1     | 0- 1      | NON-CONFERENCE | 0- 1       | 1- 1        | 5- 0          |      |      |       |           |
| 4- 1              | 0- 0     | 0- 0      | HOME           | 0- 1       | 0- 0        | 4- 0          |      |      |       |           |
| 0- 2              | 0- 1     | 0- 0      | AWAY           | 0- 0       | 0- 1        | 0- 0          |      |      |       |           |
| 2- 1              | 0- 0     | 0- 1      | NEUTRAL        | 0- 0       | 1- 0        | 1- 0          |      |      |       |           |
| 13- 5             | 0- 0     | 0- 0      | CONFERENCE     | 2- 0       | 0- 0        | 11- 5         |      |      |       |           |
| 7- 2              | 0- 0     | 0- 0      | HOME           | 1- 0       | 0- 0        | 6- 2          |      |      |       |           |
| 6- 3              | 0- 0     | 0- 0      | AWAY           | 1- 0       | 0- 0        | 5- 3          |      |      |       |           |
| 0- 0              | 0- 0     | 0- 0      | NEUTRAL        | 0- 0       | 0- 0        | 0- 0          |      |      |       |           |

| RPI 1-25                  |   |                | RPI 26-50 |     |   | RPI 51-100     |       |     | RPI 101+ |                   |       | Team's RPI: 135              |
|---------------------------|---|----------------|-----------|-----|---|----------------|-------|-----|----------|-------------------|-------|------------------------------|
| RPI                       | S | Opponent       | Score     | RPI | S | Opponent       | Score | RPI | S        | Opponent          | Score |                              |
| 5                         | A | Oregon St.     | 44 69     | 47  | N | Duke           | 68 74 | 76  | H        | Abilene Christian | 59 71 | 128 N Iowa St. 97 65         |
|                           |   |                |           |     |   |                |       | 92  | A        | North Dakota      | 65 59 | 138 A Texas Tech 62 78       |
|                           |   |                |           |     |   |                |       | 92  | H        | North Dakota      | 92 65 | 151 H Montana St. 59 62      |
|                           |   |                |           |     |   |                |       |     |          |                   |       | 162 H Montana 78 61          |
|                           |   |                |           |     |   |                |       |     |          |                   |       | 167 A Sacramento St. 98 88   |
|                           |   |                |           |     |   |                |       |     |          |                   |       | 167 H Sacramento St. 107 60  |
|                           |   |                |           |     |   |                |       |     |          |                   |       | 178 A Eastern Wash. 70 84    |
|                           |   |                |           |     |   |                |       |     |          |                   |       | 178 H Eastern Wash. 66 74    |
|                           |   |                |           |     |   |                |       |     |          |                   |       | 181 A Northern Colo. 68 70   |
|                           |   |                |           |     |   |                |       |     |          |                   |       | 181 H Northern Colo. 66 56   |
|                           |   |                |           |     |   |                |       |     |          |                   |       | 184 A Weber St. 77 70        |
|                           |   |                |           |     |   |                |       |     |          |                   |       | 192 A Idaho St. 68 89        |
|                           |   |                |           |     |   |                |       |     |          |                   |       | 243 N Texas St. 75 55        |
|                           |   |                |           |     |   |                |       |     |          |                   |       | 256 H Wyoming 61 57          |
|                           |   |                |           |     |   |                |       |     |          |                   |       | 268 H UC Santa Barbara 64 42 |
|                           |   |                |           |     |   |                |       |     |          |                   |       | 271 H Seattle 64 60          |
|                           |   |                |           |     |   |                |       |     |          |                   |       | 299 H CSUN 106 50            |
|                           |   |                |           |     |   |                |       |     |          |                   |       | 307 A Northern Ariz. 72 51   |
|                           |   |                |           |     |   |                |       |     |          |                   |       | 307 H Northern Ariz. 76 59   |
|                           |   |                |           |     |   |                |       |     |          |                   |       | 321 A Portland St. 94 65     |
|                           |   |                |           |     |   |                |       |     |          |                   |       | 321 H Portland St. 84 63     |
|                           |   |                |           |     |   |                |       |     |          |                   |       | 335 A Southern Utah 62 51    |
|                           |   |                |           |     |   |                |       |     |          |                   |       | 335 H Southern Utah 93 48    |
| LAST 12 Division I GAMES: |   |                |           |     |   |                |       |     |          |                   |       |                              |
| 192                       | A | Idaho St.      | 68 89     | 181 | A | Northern Colo. | 68 70 |     |          |                   |       |                              |
| 184                       | A | Weber St.      | 77 70     | 307 | H | Northern Ariz. | 76 59 |     |          |                   |       |                              |
| 178                       | A | Eastern Wash.  | 70 84     | 335 | H | Southern Utah  | 93 48 |     |          |                   |       |                              |
| 167                       | H | Sacramento St. | 107 60    | 321 | A | Portland St.   | 94 65 |     |          |                   |       |                              |
| 321                       | H | Portland St.   | 84 63     | 167 | A | Sacramento St. | 98 88 |     |          |                   |       |                              |
| 92                        | A | North Dakota   | 65 59     | 151 | H | Montana St.    | 59 62 |     |          |                   |       |                              |

Non-Div I Games: Carroll (MT) 75 47 Northwest Chrst. 71 48

Idaho

Loss, Non-Conf, S Site, H Home A Away N Neutral

| RPI 1-25                  |   |                   |       |
|---------------------------|---|-------------------|-------|
| RPI                       | S | Opponent          | Score |
| 17                        | A | Michigan St.      | 60 79 |
| RPI 26-50                 |   |                   |       |
| RPI                       | S | Opponent          | Score |
| 31                        | A | UTEP              | 54 67 |
| RPI 51-100                |   |                   |       |
| RPI                       | S | Opponent          | Score |
| 92                        | A | North Dakota      | 42 45 |
| 92                        | H | North Dakota      | 57 60 |
| 100                       | A | Northwestern      | 36 72 |
| RPI 101+                  |   |                   |       |
| RPI                       | S | Opponent          | Score |
| 135                       | H | Idaho             | 89 68 |
| 138                       | A | Texas Tech        | 64 79 |
| 145                       | A | Boise St.         | 80 77 |
| 151                       | A | Montana St.       | 80 82 |
| 162                       | A | Montana           | 47 62 |
| 167                       | A | Sacramento St.    | 62 83 |
| 167                       | H | Sacramento St.    | 59 68 |
| 178                       | H | Eastern Wash.     | 71 62 |
| 181                       | A | Northern Colo.    | 47 48 |
| 181                       | H | Northern Colo.    | 59 61 |
| 181                       | N | Northern Colo.    | 54 45 |
| 184                       | A | Weber St.         | 58 57 |
| 184                       | H | Weber St.         | 46 61 |
| 210                       | A | Utah Valley       | 56 47 |
| 223                       | H | Utah St.          | 81 67 |
| 230                       | N | Southeast Mo. St. | 65 64 |
| 271                       | H | Seattle           | 83 67 |
| 307                       | A | Northern Ariz.    | 62 63 |
| 307                       | H | Northern Ariz.    | 71 61 |
| 321                       | A | Portland St.      | 64 42 |
| 321                       | H | Portland St.      | 71 70 |
| 335                       | A | Southern Utah     | 71 67 |
| 335                       | H | Southern Utah     | 64 47 |
| Team's RPI: 192           |   |                   |       |
| LAST 12 Division I GAMES: |   |                   |       |
| 181                       | N | Northern Colo.    | 54 45 |
| 31                        | A | UTEP              | 54 67 |
| 135                       | H | Idaho             | 89 68 |
| 178                       | H | Eastern Wash.     | 71 62 |
| 151                       | A | Montana St.       | 80 82 |
| 162                       | A | Montana           | 47 62 |
| 335                       | H | Southern Utah     | 64 47 |
| 307                       | H | Northern Ariz.    | 71 61 |
| 167                       | A | Sacramento St.    | 62 83 |
| 321                       | A | Portland St.      | 64 42 |
| 181                       | H | Northern Colo.    | 59 61 |
| 92                        | H | North Dakota      | 57 60 |

|                  |                 |    |    |              |    |    |
|------------------|-----------------|----|----|--------------|----|----|
| Non-Div I Games: | Colo. Christian | 82 | 56 | Montana Tech | 82 | 55 |
|------------------|-----------------|----|----|--------------|----|----|

Page 125

|                   |               |            |                |            |             |               |            |           |           |           |
|-------------------|---------------|------------|----------------|------------|-------------|---------------|------------|-----------|-----------|-----------|
| Average RPI Win:  | <b>267</b>    | WON-LOST   | WINNING        | LAST 10    | STRENGTH OF | OPP. STRENGTH | TEAM       | ADJ.      | CONF.     | ADJ CONF. |
| Average RPI Loss: | <b>137</b>    | RECORD     | PCT. RANK      | GAMES      | SCHEDULE    | OF SCHEDULE   | RPI        | RPI       | RPI       | RPI       |
| DIV. I ONLY       | <b>12- 17</b> | <b>227</b> | <b>2- 8</b>    | <b>271</b> | <b>182</b>  | <b>252</b>    | <b>252</b> | <b>14</b> | <b>14</b> |           |
| DIV. I NON-CONF.  | <b>9- 2</b>   | <b>37</b>  | <b>0- 0</b>    | <b>342</b> | <b>305</b>  | <b>172</b>    | <b>172</b> | <b>16</b> | <b>16</b> |           |
| TOTALS            | RPI 1-25      | RPI 26-50  | W-L RECORDS    | RPI 51-100 | RPI 101-150 | RPI 150+      |            |           |           |           |
| 12- 17            | 0- 2          | 0- 0       | OVERALL        | 1- 1       | 1- 10       | 10- 4         |            |           |           |           |
| 5- 9              | 0- 1          | 0- 0       | HOME           | 1- 0       | 0- 6        | 4- 2          |            |           |           |           |
| 7- 8              | 0- 1          | 0- 0       | AWAY           | 0- 1       | 1- 4        | 6- 2          |            |           |           |           |
| 0- 0              | 0- 0          | 0- 0       | NEUTRAL        | 0- 0       | 0- 0        | 0- 0          |            |           |           |           |
| 9- 2              | 0- 0          | 0- 0       | NON-CONFERENCE | 1- 1       | 0- 1        | 8- 0          |            |           |           |           |
| 4- 1              | 0- 0          | 0- 0       | HOME           | 1- 0       | 0- 1        | 3- 0          |            |           |           |           |
| 5- 1              | 0- 0          | 0- 0       | AWAY           | 0- 1       | 0- 0        | 5- 0          |            |           |           |           |
| 0- 0              | 0- 0          | 0- 0       | NEUTRAL        | 0- 0       | 0- 0        | 0- 0          |            |           |           |           |
| 3- 15             | 0- 2          | 0- 0       | CONFERENCE     | 0- 0       | 1- 9        | 2- 4          |            |           |           |           |
| 1- 8              | 0- 1          | 0- 0       | HOME           | 0- 0       | 0- 5        | 1- 2          |            |           |           |           |
| 2- 7              | 0- 1          | 0- 0       | AWAY           | 0- 0       | 1- 4        | 1- 2          |            |           |           |           |
| 0- 0              | 0- 0          | 0- 0       | NEUTRAL        | 0- 0       | 0- 0        | 0- 0          |            |           |           |           |

| RPI 1-25                  |   |                |              | RPI 26-50 |   |                |              | RPI 51-100 |   |               |              | RPI 101+ Team's RPI: 252 |   |                |              |
|---------------------------|---|----------------|--------------|-----------|---|----------------|--------------|------------|---|---------------|--------------|--------------------------|---|----------------|--------------|
| RPI                       | S | Opponent       | Score        | RPI       | S | Opponent       | Score        | RPI        | S | Opponent      | Score        | RPI                      | S | Opponent       | Score        |
| 25                        | A | Green Bay      | 22 <b>64</b> |           |   |                |              | 64         | A | Purdue        | 51 <b>62</b> | 103                      | A | Wright St.     | 62 <b>73</b> |
| 25                        | H | Green Bay      | 40 <b>58</b> |           |   |                |              | 69         | H | Central Mich. | 66 63        | 103                      | H | Wright St.     | 72 <b>80</b> |
|                           |   |                |              |           |   |                |              |            |   |               |              | 105                      | H | Toledo         | 51 <b>60</b> |
|                           |   |                |              |           |   |                |              |            |   |               |              | 126                      | A | Youngstown St. | 41 <b>62</b> |
|                           |   |                |              |           |   |                |              |            |   |               |              | 126                      | H | Youngstown St. | 64 <b>69</b> |
|                           |   |                |              |           |   |                |              |            |   |               |              | 143                      | A | Detroit        | 65 51        |
|                           |   |                |              |           |   |                |              |            |   |               |              | 143                      | H | Detroit        | 80 <b>89</b> |
|                           |   |                |              |           |   |                |              |            |   |               |              | 148                      | A | Milwaukee      | 53 <b>54</b> |
|                           |   |                |              |           |   |                |              |            |   |               |              | 148                      | H | Milwaukee      | 56 <b>62</b> |
|                           |   |                |              |           |   |                |              |            |   |               |              | 150                      | A | Northern Ky.   | 53 <b>55</b> |
|                           |   |                |              |           |   |                |              |            |   |               |              | 150                      | H | Northern Ky.   | 61 <b>72</b> |
|                           |   |                |              |           |   |                |              |            |   |               |              | 204                      | A | Oakland        | 73 <b>78</b> |
|                           |   |                |              |           |   |                |              |            |   |               |              | 204                      | H | Oakland        | 76 <b>78</b> |
|                           |   |                |              |           |   |                |              |            |   |               |              | 236                      | A | Western Ill.   | 78 70        |
|                           |   |                |              |           |   |                |              |            |   |               |              | 241                      | A | Valparaiso     | 54 50        |
|                           |   |                |              |           |   |                |              |            |   |               |              | 241                      | H | Valparaiso     | 74 <b>80</b> |
|                           |   |                |              |           |   |                |              |            |   |               |              | 262                      | A | Cleveland St.  | 69 <b>72</b> |
|                           |   |                |              |           |   |                |              |            |   |               |              | 262                      | H | Cleveland St.  | 80 62        |
|                           |   |                |              |           |   |                |              |            |   |               |              | 301                      | A | Denver         | 56 46        |
|                           |   |                |              |           |   |                |              |            |   |               |              | 303                      | A | Bradley        | 66 56        |
|                           |   |                |              |           |   |                |              |            |   |               |              | 316                      | A | Illinois St.   | 74 65        |
|                           |   |                |              |           |   |                |              |            |   |               |              | 325                      | H | Nevada         | 70 55        |
|                           |   |                |              |           |   |                |              |            |   |               |              | 328                      | H | Howard         | 75 48        |
|                           |   |                |              |           |   |                |              |            |   |               |              | 340                      | H | Eastern Ill.   | 66 54        |
|                           |   |                |              |           |   |                |              |            |   |               |              | 344                      | A | Chicago St.    | 51 47        |
| LAST 12 Division I GAMES: |   |                |              |           |   |                |              |            |   |               |              |                          |   |                |              |
| 241                       | H | Valparaiso     | 74 <b>80</b> | 143       | A | Detroit        | 65 51        |            |   |               |              |                          |   |                |              |
| 126                       | A | Youngstown St. | 41 <b>62</b> | 103       | H | Wright St.     | 72 <b>80</b> |            |   |               |              |                          |   |                |              |
| 262                       | A | Cleveland St.  | 69 <b>72</b> | 150       | H | Northern Ky.   | 61 <b>72</b> |            |   |               |              |                          |   |                |              |
| 148                       | H | Milwaukee      | 56 <b>62</b> | 241       | A | Valparaiso     | 54 50        |            |   |               |              |                          |   |                |              |
| 25                        | H | Green Bay      | 40 <b>58</b> | 262       | H | Cleveland St.  | 80 62        |            |   |               |              |                          |   |                |              |
| 204                       | A | Oakland        | 73 <b>78</b> | 126       | H | Youngstown St. | 64 <b>69</b> |            |   |               |              |                          |   |                |              |

Non-Div I Games:

Ill.-Chicago

■ Loss, 
■ Non-Conf, S Site, 
■ Home 
■ Away 
N Neutral

# Illinois

Through Games Of March 7, 2016

|                   |          |           |                |            |             |               |      |      |       |           |
|-------------------|----------|-----------|----------------|------------|-------------|---------------|------|------|-------|-----------|
| Average RPI Win:  | 174      | WON-LOST  | WINNING        | LAST 10    | STRENGTH OF | OPP. STRENGTH | TEAM | ADJ. | CONF. | ADJ CONF. |
| Average RPI Loss: | 60       | RECORD    | PCT. RANK      | GAMES      | SCHEDULE    | OF SCHEDULE   | RPI  | RPI  | RPI   | RPI       |
| DIV. I ONLY       | 9- 21    | 278       | 1- 9           | 21         | 57          | 179           | 179  | 5    | 5     |           |
| DIV. I NON-CONF.  | 7- 4     | 110       | 0- 0           | 12         | 233         | 77            | 77   | 4    | 4     |           |
| TOTALS            | RPI 1-25 | RPI 26-50 | W-L RECORDS    | RPI 51-100 | RPI 101-150 | RPI 150+      |      |      |       |           |
| 9- 21             | 0- 5     | 1- 3      | OVERALL        | 1- 10      | 2- 3        | 5- 0          |      |      |       |           |
| 8- 10             | 0- 4     | 1- 1      | HOME           | 1- 4       | 2- 1        | 4- 0          |      |      |       |           |
| 1- 10             | 0- 1     | 0- 2      | AWAY           | 0- 6       | 0- 1        | 1- 0          |      |      |       |           |
| 0- 1              | 0- 0     | 0- 0      | NEUTRAL        | 0- 0       | 0- 1        | 0- 0          |      |      |       |           |
| 7- 4              | 0- 1     | 1- 1      | NON-CONFERENCE | 1- 1       | 2- 1        | 3- 0          |      |      |       |           |
| 7- 2              | 0- 1     | 1- 0      | HOME           | 1- 1       | 2- 0        | 3- 0          |      |      |       |           |
| 0- 2              | 0- 0     | 0- 1      | AWAY           | 0- 0       | 0- 1        | 0- 0          |      |      |       |           |
| 0- 0              | 0- 0     | 0- 0      | NEUTRAL        | 0- 0       | 0- 0        | 0- 0          |      |      |       |           |
| 2- 17             | 0- 4     | 0- 2      | CONFERENCE     | 0- 9       | 0- 2        | 2- 0          |      |      |       |           |
| 1- 8              | 0- 3     | 0- 1      | HOME           | 0- 3       | 0- 1        | 1- 0          |      |      |       |           |
| 1- 8              | 0- 1     | 0- 1      | AWAY           | 0- 6       | 0- 0        | 1- 0          |      |      |       |           |
| 0- 1              | 0- 0     | 0- 0      | NEUTRAL        | 0- 0       | 0- 1        | 0- 0          |      |      |       |           |

| RPI 1-25                  |   |                   |        | RPI 26-50 |   |              |       | RPI 51-100 |   |               |        | RPI 101+ Team's RPI: 179 |   |               |       |
|---------------------------|---|-------------------|--------|-----------|---|--------------|-------|------------|---|---------------|--------|--------------------------|---|---------------|-------|
| RPI                       | S | Opponent          | Score  | RPI       | S | Opponent     | Score | RPI        | S | Opponent      | Score  | RPI                      | S | Opponent      | Score |
| 6                         | A | Ohio St.          | 74 117 | 26        | A | Miami (FL)   | 64 73 | 51         | A | Rutgers       | 54 67  | 106                      | H | UT Martin     | 94 74 |
| 6                         | H | Ohio St.          | 70 80  | 42        | H | Ohio         | 62 53 | 51         | H | Rutgers       | 56 63  | 111                      | A | Memphis       | 75 81 |
| 8                         | H | Maryland          | 63 79  | 46        | A | Indiana      | 66 68 | 59         | A | Iowa          | 56 61  | 131                      | H | Penn St.      | 56 65 |
| 17                        | H | Michigan St.      | 43 71  | 46        | H | Indiana      | 68 80 | 61         | H | South Dakota  | 76 85  | 131                      | N | Penn St.      | 66 75 |
| 24                        | H | George Washington | 57 70  |           |   |              |       | 64         | A | Purdue        | 65 69  | 136                      | H | Southern Ill. | 78 64 |
|                           |   |                   |        |           |   |              |       | 69         | H | Central Mich. | 74 69  | 197                      | A | Wisconsin     | 76 56 |
|                           |   |                   |        |           |   |              |       | 75         | A | Michigan      | 83 96  | 197                      | H | Wisconsin     | 71 65 |
|                           |   |                   |        |           |   |              |       | 81         | A | Minnesota     | 77 82  | 216                      | H | Lehigh        | 76 67 |
|                           |   |                   |        |           |   |              |       | 81         | H | Minnesota     | 75 106 | 257                      | H | Tennessee St. | 98 43 |
|                           |   |                   |        |           |   |              |       | 94         | A | Nebraska      | 57 73  | 344                      | H | Chicago St.   | 67 36 |
|                           |   |                   |        |           |   |              |       | 100        | H | Northwestern  | 59 69  |                          |   |               |       |
| LAST 12 Division I GAMES: |   |                   |        |           |   |              |       |            |   |               |        |                          |   |               |       |
| 131                       | N | Penn St.          | 66 75  | 46        | H | Indiana      | 68 80 | 75         | A | Michigan      | 83 96  |                          |   |               |       |
| 59                        | A | Iowa              | 56 61  | 100       | H | Northwestern | 59 69 | 6          | H | Ohio St.      | 70 80  |                          |   |               |       |
| 17                        | H | Michigan St.      | 43 71  | 6         | H | Ohio St.     | 70 80 | 81         | A | Minnesota     | 77 82  |                          |   |               |       |
| 6                         | A | Ohio St.          | 74 117 | 131       | H | Penn St.     | 56 65 |            |   |               |        |                          |   |               |       |
| 197                       | A | Wisconsin         | 76 56  |           |   |              |       |            |   |               |        |                          |   |               |       |
| 51                        | H | Rutgers           | 56 63  |           |   |              |       |            |   |               |        |                          |   |               |       |

Non-Div I Games:

Illinois

Loss, Non-Conf, S Site, H Home A Away N Neutral

|                   |          |           |                |            |             |               |      |      |       |           |
|-------------------|----------|-----------|----------------|------------|-------------|---------------|------|------|-------|-----------|
| Average RPI Win:  | 298      | WON-LOST  | WINNING        | LAST 10    | STRENGTH OF | OPP. STRENGTH | TEAM | ADJ. | CONF. | ADJ CONF. |
| Average RPI Loss: | 169      | RECORD    | PCT. RANK      | GAMES      | SCHEDULE    | OF SCHEDULE   | RPI  | RPI  | RPI   | RPI       |
| DIV. I ONLY       | 8- 21    | 288       | 3- 7           | 295        | 222         | 316           | 316  | 21   | 21    |           |
| DIV. I NON-CONF.  | 2- 9     | 296       | 0- 0           | 312        | 268         | 341           | 341  | 17   | 17    |           |
| TOTALS            | RPI 1-25 | RPI 26-50 | W-L RECORDS    | RPI 51-100 | RPI 101-150 | RPI 150+      |      |      |       |           |
| 8- 21             | 0- 0     | 0- 1      | OVERALL        | 0- 6       | 0- 3        | 8- 11         |      |      |       |           |
| 6- 8              | 0- 0     | 0- 0      | HOME           | 0- 3       | 0- 2        | 6- 3          |      |      |       |           |
| 2- 11             | 0- 0     | 0- 1      | AWAY           | 0- 3       | 0- 1        | 2- 6          |      |      |       |           |
| 0- 2              | 0- 0     | 0- 0      | NEUTRAL        | 0- 0       | 0- 0        | 0- 2          |      |      |       |           |
| 2- 9              | 0- 0     | 0- 1      | NON-CONFERENCE | 0- 0       | 0- 1        | 2- 7          |      |      |       |           |
| 2- 3              | 0- 0     | 0- 0      | HOME           | 0- 0       | 0- 1        | 2- 2          |      |      |       |           |
| 0- 4              | 0- 0     | 0- 1      | AWAY           | 0- 0       | 0- 0        | 0- 3          |      |      |       |           |
| 0- 2              | 0- 0     | 0- 0      | NEUTRAL        | 0- 0       | 0- 0        | 0- 2          |      |      |       |           |
| 6- 12             | 0- 0     | 0- 0      | CONFERENCE     | 0- 6       | 0- 2        | 6- 4          |      |      |       |           |
| 4- 5              | 0- 0     | 0- 0      | HOME           | 0- 3       | 0- 1        | 4- 1          |      |      |       |           |
| 2- 7              | 0- 0     | 0- 0      | AWAY           | 0- 3       | 0- 1        | 2- 3          |      |      |       |           |
| 0- 0              | 0- 0     | 0- 0      | NEUTRAL        | 0- 0       | 0- 0        | 0- 0          |      |      |       |           |

| RPI 1-25                  |   |          | RPI 26-50 |     |   | RPI 51-100     |       |     | RPI 101+ |              |       | Team's RPI: 316 |   |                |       |
|---------------------------|---|----------|-----------|-----|---|----------------|-------|-----|----------|--------------|-------|-----------------|---|----------------|-------|
| RPI                       | S | Opponent | Score     | RPI | S | Opponent       | Score | RPI | S        | Opponent     | Score | RPI             | S | Opponent       | Score |
| 28                        | A | DePaul   | 41 89     |     |   |                |       | 91  | A        | Missouri St. | 41 70 | 136             | A | Southern Ill.  | 71 76 |
|                           |   |          |           |     |   |                |       | 91  | H        | Missouri St. | 51 73 | 136             | H | Southern Ill.  | 55 68 |
|                           |   |          |           |     |   |                |       | 95  | A        | UNI          | 51 65 | 147             | H | SIUE           | 57 65 |
|                           |   |          |           |     |   |                |       | 95  | H        | UNI          | 35 61 | 156             | A | Yale           | 47 60 |
|                           |   |          |           |     |   |                |       | 97  | A        | Drake        | 41 76 | 175             | A | Loyola Chicago | 61 73 |
|                           |   |          |           |     |   |                |       | 97  | H        | Drake        | 58 98 | 175             | H | Loyola Chicago | 41 57 |
|                           |   |          |           |     |   |                |       |     |          |              |       | 227             | A | Indiana St.    | 56 63 |
|                           |   |          |           |     |   |                |       |     |          |              |       | 227             | H | Indiana St.    | 73 62 |
|                           |   |          |           |     |   |                |       |     |          |              |       | 235             | N | Omaha          | 56 60 |
|                           |   |          |           |     |   |                |       |     |          |              |       | 236             | H | Western Ill.   | 64 79 |
|                           |   |          |           |     |   |                |       |     |          |              |       | 249             | A | UTSA           | 51 77 |
|                           |   |          |           |     |   |                |       |     |          |              |       | 252             | H | Ill.-Chicago   | 65 74 |
|                           |   |          |           |     |   |                |       |     |          |              |       | 259             | A | Bowling Green  | 52 70 |
|                           |   |          |           |     |   |                |       |     |          |              |       | 260             | N | Northern Ill.  | 59 68 |
|                           |   |          |           |     |   |                |       |     |          |              |       | 264             | H | Murray St.     | 81 76 |
|                           |   |          |           |     |   |                |       |     |          |              |       | 290             | A | Wichita St.    | 53 49 |
|                           |   |          |           |     |   |                |       |     |          |              |       | 290             | H | Wichita St.    | 70 49 |
|                           |   |          |           |     |   |                |       |     |          |              |       | 303             | A | Bradley        | 38 52 |
|                           |   |          |           |     |   |                |       |     |          |              |       | 303             | H | Bradley        | 54 49 |
|                           |   |          |           |     |   |                |       |     |          |              |       | 332             | A | Evansville     | 64 57 |
|                           |   |          |           |     |   |                |       |     |          |              |       | 332             | H | Evansville     | 65 59 |
|                           |   |          |           |     |   |                |       |     |          |              |       | 344             | H | Chicago St.    | 57 53 |
| LAST 12 Division I GAMES: |   |          |           |     |   |                |       |     |          |              |       |                 |   |                |       |
|                           |   |          |           | 91  | A | Missouri St.   | 41 70 |     |          |              |       | 95              | H | UNI            | 35 61 |
|                           |   |          |           | 290 | A | Wichita St.    | 53 49 |     |          |              |       | 97              | H | Drake          | 58 98 |
|                           |   |          |           | 332 | H | Evansville     | 65 59 |     |          |              |       | 227             | H | Indiana St.    | 73 62 |
|                           |   |          |           | 136 | H | Southern Ill.  | 55 68 |     |          |              |       | 136             | A | Southern Ill.  | 71 76 |
|                           |   |          |           | 303 | A | Bradley        | 38 52 |     |          |              |       | 332             | A | Evansville     | 64 57 |
|                           |   |          |           | 175 | A | Loyola Chicago | 61 73 |     |          |              |       | 175             | H | Loyola Chicago | 41 57 |

Non-Div I Games:

Illinois St.



Incarnate Word

Through Games Of March 7, 2016

|                   |          |           |                |            |             |               |      |      |       |           |
|-------------------|----------|-----------|----------------|------------|-------------|---------------|------|------|-------|-----------|
| Average RPI Win:  | 256      | WON-LOST  | WINNING        | LAST 10    | STRENGTH OF | OPP. STRENGTH | TEAM | ADJ. | CONF. | ADJ CONF. |
| Average RPI Loss: | 204      | RECORD    | PCT. RANK      | GAMES      | SCHEDULE    | OF SCHEDULE   | RPI  | RPI  | RPI   | RPI       |
| DIV. I ONLY       | 3- 22    | 337       | 1- 9           | 260        | 304         | 330           | 330  | 26   | 26    |           |
| DIV. I NON-CONF.  | 0- 7     | 338       | 0- 0           | 175        | 253         | 334           | 334  | 26   | 26    |           |
| TOTALS            | RPI 1-25 | RPI 26-50 | W-L RECORDS    | RPI 51-100 | RPI 101-150 | RPI 150+      |      |      |       |           |
| 3- 22             | 0- 0     | 0- 1      | OVERALL        | 0- 4       | 1- 2        | 2- 15         |      |      |       |           |
| 0- 12             | 0- 0     | 0- 0      | HOME           | 0- 2       | 0- 1        | 0- 9          |      |      |       |           |
| 3- 10             | 0- 0     | 0- 1      | AWAY           | 0- 2       | 1- 1        | 2- 6          |      |      |       |           |
| 0- 0              | 0- 0     | 0- 0      | NEUTRAL        | 0- 0       | 0- 0        | 0- 0          |      |      |       |           |
| 0- 7              | 0- 0     | 0- 1      | NON-CONFERENCE | 0- 1       | 0- 1        | 0- 4          |      |      |       |           |
| 0- 3              | 0- 0     | 0- 0      | HOME           | 0- 0       | 0- 0        | 0- 3          |      |      |       |           |
| 0- 4              | 0- 0     | 0- 1      | AWAY           | 0- 1       | 0- 1        | 0- 1          |      |      |       |           |
| 0- 0              | 0- 0     | 0- 0      | NEUTRAL        | 0- 0       | 0- 0        | 0- 0          |      |      |       |           |
| 3- 15             | 0- 0     | 0- 0      | CONFERENCE     | 0- 3       | 1- 1        | 2- 11         |      |      |       |           |
| 0- 9              | 0- 0     | 0- 0      | HOME           | 0- 2       | 0- 1        | 0- 6          |      |      |       |           |
| 3- 6              | 0- 0     | 0- 0      | AWAY           | 0- 1       | 1- 0        | 2- 5          |      |      |       |           |
| 0- 0              | 0- 0     | 0- 0      | NEUTRAL        | 0- 0       | 0- 0        | 0- 0          |      |      |       |           |

| RPI S                     | Opponent             | Score | RPI S | Opponent             | Score | RPI S | Opponent             | Score | RPI S | Opponent | Score | Team's RPI: 330 |
|---------------------------|----------------------|-------|-------|----------------------|-------|-------|----------------------|-------|-------|----------|-------|-----------------|
| 44                        | A Colorado St.       | 37 60 | 64    | A Purdue             | 27 95 | 116   | H Northwestern St.   | 48 53 |       |          |       |                 |
|                           |                      |       | 76    | A Abilene Christian  | 58 66 | 138   | A Texas Tech         | 55 70 |       |          |       |                 |
|                           |                      |       | 76    | H Abilene Christian  | 71 86 | 144   | A McNeese St.        | 68 55 |       |          |       |                 |
|                           |                      |       | 98    | H Central Ark.       | 57 76 | 191   | A UTRGV              | 47 60 |       |          |       |                 |
|                           |                      |       |       |                      |       | 191   | H UTRGV              | 50 68 |       |          |       |                 |
|                           |                      |       |       |                      |       | 199   | A SFA                | 62 74 |       |          |       |                 |
|                           |                      |       |       |                      |       | 199   | H SFA                | 66 82 |       |          |       |                 |
|                           |                      |       |       |                      |       | 237   | H Sam Houston St.    | 60 65 |       |          |       |                 |
|                           |                      |       |       |                      |       | 238   | H North Texas        | 55 62 |       |          |       |                 |
|                           |                      |       |       |                      |       | 248   | A Houston Baptist    | 46 64 |       |          |       |                 |
|                           |                      |       |       |                      |       | 248   | H Houston Baptist    | 61 62 |       |          |       |                 |
|                           |                      |       |       |                      |       | 285   | H Houston            | 51 67 |       |          |       |                 |
|                           |                      |       |       |                      |       | 287   | A Lamar              | 49 59 |       |          |       |                 |
|                           |                      |       |       |                      |       | 287   | H Lamar              | 61 67 |       |          |       |                 |
|                           |                      |       |       |                      |       | 304   | A Nicholls St.       | 63 61 |       |          |       |                 |
|                           |                      |       |       |                      |       | 304   | H Nicholls St.       | 64 66 |       |          |       |                 |
|                           |                      |       |       |                      |       | 313   | A A&M-Corpus Christi | 55 69 |       |          |       |                 |
|                           |                      |       |       |                      |       | 313   | H A&M-Corpus Christi | 56 57 |       |          |       |                 |
|                           |                      |       |       |                      |       | 319   | A Southeastern La.   | 70 66 |       |          |       |                 |
|                           |                      |       |       |                      |       | 331   | A New Orleans        | 49 55 |       |          |       |                 |
| LAST 12 Division I GAMES: |                      |       |       |                      |       |       |                      |       |       |          |       |                 |
| 248                       | A Houston Baptist    | 46 64 | 98    | H Central Ark.       | 57 76 |       |                      |       |       |          |       |                 |
| 76                        | A Abilene Christian  | 58 66 | 199   | A SFA                | 62 74 |       |                      |       |       |          |       |                 |
| 287                       | H Lamar              | 61 67 | 287   | A Lamar              | 49 59 |       |                      |       |       |          |       |                 |
| 199                       | H SFA                | 66 82 | 304   | A Nicholls St.       | 63 61 |       |                      |       |       |          |       |                 |
| 313                       | A A&M-Corpus Christi | 55 69 | 304   | H Nicholls St.       | 64 66 |       |                      |       |       |          |       |                 |
| 248                       | H Houston Baptist    | 61 62 | 313   | H A&M-Corpus Christi | 56 57 |       |                      |       |       |          |       |                 |

Non-Div I Games: LSU-Alexandria 96 59 Howard Payne 78 65 Sul Ross St. 54 35 Trinity (TX) 55 61 Incarnate Word

Loss, Non-Conf, S Site, H Home A Away N Neutral

## Indiana

Through Games Of March 7, 2016

| Average RPI Win:  | 135      | WON-LOST  | WINNING        | LAST 10    | STRENGTH OF | OPP. STRENGTH | TEAM | ADJ. | CONF. | ADJ CONF. |
|-------------------|----------|-----------|----------------|------------|-------------|---------------|------|------|-------|-----------|
| Average RPI Loss: | 58       | RECORD    | PCT. RANK      | GAMES      | SCHEDULE    | OF SCHEDULE   | RPI  | RPI  | RPI   | RPI       |
| DIV. I ONLY       | 20- 11   | 84        | 7- 3           | 62         | 28          | 46            | 46   | 5    | 5     |           |
| DIV. I NON-CONF.  | 8- 4     | 99        | 0- 0           | 55         | 53          | 61            | 61   | 4    | 4     |           |
| TOTALS            | RPI 1-25 | RPI 26-50 | W-L RECORDS    | RPI 51-100 | RPI 101-150 | RPI 150+      |      |      |       |           |
| 20- 11            | 1- 3     | 1- 3      | OVERALL        | 8- 4       | 2- 0        | 8- 1          |      |      |       |           |
| 14- 0             | 1- 0     | 1- 0      | HOME           | 6- 0       | 2- 0        | 4- 0          |      |      |       |           |
| 5- 7              | 0- 2     | 0- 1      | AWAY           | 2- 3       | 0- 0        | 3- 1          |      |      |       |           |
| 1- 4              | 0- 1     | 0- 2      | NEUTRAL        | 0- 1       | 0- 0        | 1- 0          |      |      |       |           |
| 8- 4              | 0- 1     | 1- 3      | NON-CONFERENCE | 1- 0       | 1- 0        | 5- 0          |      |      |       |           |
| 5- 0              | 0- 0     | 1- 0      | HOME           | 1- 0       | 1- 0        | 2- 0          |      |      |       |           |
| 2- 1              | 0- 0     | 0- 1      | AWAY           | 0- 0       | 0- 0        | 2- 0          |      |      |       |           |
| 1- 3              | 0- 1     | 0- 2      | NEUTRAL        | 0- 0       | 0- 0        | 1- 0          |      |      |       |           |
| 12- 7             | 1- 2     | 0- 0      | CONFERENCE     | 7- 4       | 1- 0        | 3- 1          |      |      |       |           |
| 9- 0              | 1- 0     | 0- 0      | HOME           | 5- 0       | 1- 0        | 2- 0          |      |      |       |           |
| 3- 6              | 0- 2     | 0- 0      | AWAY           | 2- 3       | 0- 0        | 1- 1          |      |      |       |           |
| 0- 1              | 0- 0     | 0- 0      | NEUTRAL        | 0- 1       | 0- 0        | 0- 0          |      |      |       |           |

| RPI S                     | Opponent        | Score | RPI S | Opponent       | Score | Team's RPI: 46 | RPI S | Opponent       | Score | RPI S | Opponent        | Score |
|---------------------------|-----------------|-------|-------|----------------|-------|----------------|-------|----------------|-------|-------|-----------------|-------|
| 6                         | A Ohio St.      | 70 97 | 26    | N Miami (FL)   | 75 89 |                | 51    | H Rutgers      | 64 48 | 112   | H Samford       | 65 56 |
| 8                         | A Maryland      | 63 86 | 28    | A DePaul       | 69 84 |                | 59    | A Iowa         | 73 76 | 131   | H Penn St.      | 76 55 |
| 17                        | H Michigan St.  | 81 65 | 41    | H Chattanooga  | 54 43 |                | 59    | H Iowa         | 79 74 | 156   | H Yale          | 76 60 |
| 22                        | N West Virginia | 64 75 | 42    | N Ohio         | 56 63 |                | 64    | A Purdue       | 53 63 | 179   | A Illinois      | 80 68 |
|                           |                 |       |       |                |       |                | 72    | H Georgia Tech | 69 60 | 179   | H Illinois      | 68 66 |
|                           |                 |       |       |                |       |                | 75    | H Michigan     | 77 69 | 197   | A Wisconsin     | 69 73 |
|                           |                 |       |       |                |       |                | 81    | A Minnesota    | 76 78 | 197   | H Wisconsin     | 67 57 |
|                           |                 |       |       |                |       |                | 81    | H Minnesota    | 93 79 | 227   | A Indiana St.   | 53 50 |
|                           |                 |       |       |                |       |                | 94    | A Nebraska     | 79 68 | 257   | H Tennessee St. | 88 56 |
|                           |                 |       |       |                |       |                | 94    | H Nebraska     | 59 47 | 270   | N Austin Peay   | 90 58 |
|                           |                 |       |       |                |       |                | 100   | A Northwestern | 91 84 | 315   | A IPFW          | 79 72 |
|                           |                 |       |       |                |       |                | 100   | N Northwestern | 73 79 |       |                 |       |
| LAST 12 Division I GAMES: |                 |       |       |                |       |                |       |                |       |       |                 |       |
| 100                       | N Northwestern  | 73 79 | 179   | A Illinois     | 80 68 |                |       |                |       |       |                 |       |
| 131                       | H Penn St.      | 76 55 | 94    | H Nebraska     | 59 47 |                |       |                |       |       |                 |       |
| 94                        | A Nebraska      | 79 68 | 59    | H Iowa         | 79 74 |                |       |                |       |       |                 |       |
| 59                        | A Iowa          | 73 76 | 8     | A Maryland     | 63 86 |                |       |                |       |       |                 |       |
| 81                        | H Minnesota     | 93 79 | 51    | H Rutgers      | 64 48 |                |       |                |       |       |                 |       |
| 197                       | H Wisconsin     | 67 57 | 100   | A Northwestern | 91 84 |                |       |                |       |       |                 |       |

Non-Div I Games:

Indiana

■ Loss, 
■ Non-Conf, 
■ S Site, 
■ H Home 
■ A Away 
N Neutral

|                   |          |           |                |            |             |               |      |      |       |           |
|-------------------|----------|-----------|----------------|------------|-------------|---------------|------|------|-------|-----------|
| Average RPI Win:  | 257      | WON-LOST  | WINNING        | LAST 10    | STRENGTH OF | OPP. STRENGTH | TEAM | ADJ. | CONF. | ADJ CONF. |
| Average RPI Loss: | 139      | RECORD    | PCT. RANK      | GAMES      | SCHEDULE    | OF SCHEDULE   | RPI  | RPI  | RPI   | RPI       |
| DIV. I ONLY       | 13- 16   | 205       | 5- 5           | 239        | 218         | 227           | 227  | 21   | 21    |           |
| DIV. I NON-CONF.  | 4- 7     | 222       | 0- 0           | 190        | 224         | 225           | 225  | 17   | 17    |           |
| TOTALS            | RPI 1-25 | RPI 26-50 | W-L RECORDS    | RPI 51-100 | RPI 101-150 | RPI 150+      |      |      |       |           |
| 13- 16            | 0- 0     | 0- 1      | OVERALL        | 1- 7       | 0- 4        | 12- 4         |      |      |       |           |
| 8- 6              | 0- 0     | 0- 1      | HOME           | 1- 3       | 0- 1        | 7- 1          |      |      |       |           |
| 5- 9              | 0- 0     | 0- 0      | AWAY           | 0- 4       | 0- 3        | 5- 2          |      |      |       |           |
| 0- 1              | 0- 0     | 0- 0      | NEUTRAL        | 0- 0       | 0- 0        | 0- 1          |      |      |       |           |
| 4- 7              | 0- 0     | 0- 1      | NON-CONFERENCE | 0- 2       | 0- 2        | 4- 2          |      |      |       |           |
| 2- 3              | 0- 0     | 0- 1      | HOME           | 0- 1       | 0- 0        | 2- 1          |      |      |       |           |
| 2- 3              | 0- 0     | 0- 0      | AWAY           | 0- 1       | 0- 2        | 2- 0          |      |      |       |           |
| 0- 1              | 0- 0     | 0- 0      | NEUTRAL        | 0- 0       | 0- 0        | 0- 1          |      |      |       |           |
| 9- 9              | 0- 0     | 0- 0      | CONFERENCE     | 1- 5       | 0- 2        | 8- 2          |      |      |       |           |
| 6- 3              | 0- 0     | 0- 0      | HOME           | 1- 2       | 0- 1        | 5- 0          |      |      |       |           |
| 3- 6              | 0- 0     | 0- 0      | AWAY           | 0- 3       | 0- 1        | 3- 2          |      |      |       |           |
| 0- 0              | 0- 0     | 0- 0      | NEUTRAL        | 0- 0       | 0- 0        | 0- 0          |      |      |       |           |

| RPI S                     | Opponent         | Score | RPI S | Opponent        | Score | RPI S | Opponent         | Score | RPI S | Opponent | Score | Team's RPI: 227 |
|---------------------------|------------------|-------|-------|-----------------|-------|-------|------------------|-------|-------|----------|-------|-----------------|
| 46                        | H Indiana        | 50 53 | 53    | H Saint Louis   | 52 62 | 124   | A IUPUI          | 43 68 |       |          |       |                 |
|                           |                  |       | 69    | A Central Mich. | 65 85 | 136   | A Southern Ill.  | 64 76 |       |          |       |                 |
|                           |                  |       | 91    | A Missouri St.  | 41 75 | 136   | H Southern Ill.  | 58 62 |       |          |       |                 |
|                           |                  |       | 91    | H Missouri St.  | 51 59 | 150   | A Northern Ky.   | 67 73 |       |          |       |                 |
|                           |                  |       | 95    | A UNI           | 42 53 | 175   | A Loyola Chicago | 74 71 |       |          |       |                 |
|                           |                  |       | 95    | H UNI           | 45 61 | 175   | H Loyola Chicago | 62 48 |       |          |       |                 |
|                           |                  |       | 97    | A Drake         | 55 80 | 180   | H Butler         | 70 63 |       |          |       |                 |
|                           |                  |       | 97    | H Drake         | 68 53 | 193   | A Tulsa          | 67 63 |       |          |       |                 |
|                           |                  |       |       |                 |       | 199   | N SFA            | 62 71 |       |          |       |                 |
|                           |                  |       |       |                 |       | 235   | H Omaha          | 50 51 |       |          |       |                 |
|                           |                  |       |       |                 |       | 290   | A Wichita St.    | 53 54 |       |          |       |                 |
|                           |                  |       |       |                 |       | 290   | H Wichita St.    | 59 33 |       |          |       |                 |
|                           |                  |       |       |                 |       | 302   | A UMKC           | 77 47 |       |          |       |                 |
|                           |                  |       |       |                 |       | 303   | A Bradley        | 68 59 |       |          |       |                 |
|                           |                  |       |       |                 |       | 303   | H Bradley        | 59 37 |       |          |       |                 |
|                           |                  |       |       |                 |       | 316   | A Illinois St.   | 62 73 |       |          |       |                 |
|                           |                  |       |       |                 |       | 316   | H Illinois St.   | 63 56 |       |          |       |                 |
|                           |                  |       |       |                 |       | 332   | A Evansville     | 59 44 |       |          |       |                 |
|                           |                  |       |       |                 |       | 332   | H Evansville     | 57 45 |       |          |       |                 |
|                           |                  |       |       |                 |       | 340   | H Eastern Ill.   | 60 42 |       |          |       |                 |
| LAST 12 Division I GAMES: |                  |       |       |                 |       |       |                  |       |       |          |       |                 |
| 290                       | A Wichita St.    | 53 54 | 97    | H Drake         | 68 53 |       |                  |       |       |          |       |                 |
| 91                        | A Missouri St.   | 41 75 | 95    | H UNI           | 45 61 |       |                  |       |       |          |       |                 |
| 136                       | H Southern Ill.  | 58 62 | 316   | A Illinois St.  | 62 73 |       |                  |       |       |          |       |                 |
| 332                       | H Evansville     | 57 45 | 332   | A Evansville    | 59 44 |       |                  |       |       |          |       |                 |
| 175                       | A Loyola Chicago | 74 71 | 136   | A Southern Ill. | 64 76 |       |                  |       |       |          |       |                 |
| 303                       | A Bradley        | 68 59 | 303   | H Bradley       | 59 37 |       |                  |       |       |          |       |                 |

Non-Div I Games:

Indiana St.

■ Loss, 
 ■ Non-Conf, 
 ■ S Site, 
 ■ H Home 
 ■ A Away 
 N Neutral

|                              |               |            |                |             |               |            |            |           |           |
|------------------------------|---------------|------------|----------------|-------------|---------------|------------|------------|-----------|-----------|
| Average RPI Win: <b>232</b>  | WON-LOST      | WINNING    | LAST 10        | STRENGTH OF | OPP. STRENGTH | TEAM       | ADJ.       | CONF.     | ADJ CONF. |
| Average RPI Loss: <b>113</b> | RECORD        | PCT. RANK  | GAMES          | SCHEDULE    | OF SCHEDULE   | RPI        | RPI        | RPI       | RPI       |
| DIV. I ONLY                  | <b>23- 11</b> | <b>77</b>  | <b>8- 2</b>    | <b>194</b>  | <b>186</b>    | <b>101</b> | <b>101</b> | <b>23</b> | <b>23</b> |
| DIV. I NON-CONF.             | <b>4- 7</b>   | <b>222</b> | <b>0- 0</b>    | <b>136</b>  | <b>32</b>     | <b>182</b> | <b>182</b> | <b>22</b> | <b>22</b> |
| TOTALS                       | RPI 1-25      | RPI 26-50  | W-L RECORDS    | RPI 51-100  | RPI 101-150   | RPI 150+   |            |           |           |
| 23- 11                       | 0- 1          | 0- 0       | OVERALL        | 1- 5        | 1- 0          | 21- 5      |            |           |           |
| 11- 2                        | 0- 0          | 0- 0       | HOME           | 0- 2        | 0- 0          | 11- 0      |            |           |           |
| 9- 7                         | 0- 1          | 0- 0       | AWAY           | 0- 2        | 1- 0          | 8- 4       |            |           |           |
| 3- 2                         | 0- 0          | 0- 0       | NEUTRAL        | 1- 1        | 0- 0          | 2- 1       |            |           |           |
| 4- 7                         | 0- 1          | 0- 0       | NON-CONFERENCE | 0- 3        | 1- 0          | 3- 3       |            |           |           |
| 2- 1                         | 0- 0          | 0- 0       | HOME           | 0- 1        | 0- 0          | 2- 0       |            |           |           |
| 1- 4                         | 0- 1          | 0- 0       | AWAY           | 0- 1        | 1- 0          | 0- 2       |            |           |           |
| 1- 2                         | 0- 0          | 0- 0       | NEUTRAL        | 0- 1        | 0- 0          | 1- 1       |            |           |           |
| 19- 4                        | 0- 0          | 0- 0       | CONFERENCE     | 1- 2        | 0- 0          | 18- 2      |            |           |           |
| 9- 1                         | 0- 0          | 0- 0       | HOME           | 0- 1        | 0- 0          | 9- 0       |            |           |           |
| 8- 3                         | 0- 0          | 0- 0       | AWAY           | 0- 1        | 0- 0          | 8- 2       |            |           |           |
| 2- 0                         | 0- 0          | 0- 0       | NEUTRAL        | 1- 0        | 0- 0          | 1- 0       |            |           |           |

| RPI S                     | Opponent          | Score | RPI S | Opponent      | Score | RPI S | Opponent            | Score      | RPI S | Opponent            | Score | Team's RPI: 101 |
|---------------------------|-------------------|-------|-------|---------------|-------|-------|---------------------|------------|-------|---------------------|-------|-----------------|
| 24 A                      | George Washington | 65 70 |       |               |       | 51 A  | Rutgers             | 33 58      | 115 A | Saint Joseph's      | 81 75 |                 |
|                           |                   |       |       |               |       | 55 N  | Southern California | 56 76      | 153 A | North Carolina      | 52 64 |                 |
|                           |                   |       |       |               |       | 70 H  | VCU                 | 58 74      | 156 N | Yale                | 48 63 |                 |
|                           |                   |       |       |               |       | 86 A  | Quinnipiac          | 61 62      | 157 A | Stony Brook         | 53 58 |                 |
|                           |                   |       |       |               |       | 86 H  | Quinnipiac          | 53 69      | 159 A | Marist              | 61 62 |                 |
|                           |                   |       |       |               |       | 86 N  | Quinnipiac          | 57 41      | 159 H | Marist              | 69 49 |                 |
|                           |                   |       |       |               |       |       |                     |            | 159 N | Marist              | 57 53 |                 |
|                           |                   |       |       |               |       |       |                     |            | 166 H | ETSU                | 56 50 |                 |
|                           |                   |       |       |               |       |       |                     |            | 200 A | Fairfield           | 56 46 |                 |
|                           |                   |       |       |               |       |       |                     |            | 200 H | Fairfield           | 69 53 |                 |
|                           |                   |       |       |               |       |       |                     |            | 224 A | Canisius            | 79 76 |                 |
|                           |                   |       |       |               |       |       |                     |            | 224 H | Canisius            | 79 56 |                 |
|                           |                   |       |       |               |       |       |                     |            | 228 A | Siena               | 64 47 |                 |
|                           |                   |       |       |               |       |       |                     |            | 228 A | Siena               | 64 51 |                 |
|                           |                   |       |       |               |       |       |                     |            | 228 H | Siena               | 63 51 |                 |
|                           |                   |       |       |               |       |       |                     |            | 238 H | North Texas         | 62 51 |                 |
|                           |                   |       |       |               |       |       |                     |            | 245 A | Monmouth            | 64 49 |                 |
|                           |                   |       |       |               |       |       |                     |            | 245 H | Monmouth            | 68 56 |                 |
|                           |                   |       |       |               |       |       |                     |            | 250 A | Manhattan           | 56 63 |                 |
|                           |                   |       |       |               |       |       |                     |            | 250 H | Manhattan           | 67 56 |                 |
|                           |                   |       |       |               |       |       |                     |            | 284 A | Rider               | 67 48 |                 |
|                           |                   |       |       |               |       |       |                     |            | 284 H | Rider               | 59 46 |                 |
|                           |                   |       |       |               |       |       |                     |            | 289 A | Niagara             | 73 52 |                 |
|                           |                   |       |       |               |       |       |                     |            | 289 H | Niagara             | 73 46 |                 |
|                           |                   |       |       |               |       |       |                     |            | 314 N | Fairleigh Dickinson | 77 54 |                 |
|                           |                   |       |       |               |       |       |                     |            | 338 A | Saint Peter's       | 65 51 |                 |
| LAST 12 Division I GAMES: |                   |       |       |               |       |       |                     |            |       |                     |       |                 |
|                           |                   |       | 86 N  | Quinnipiac    | 57 41 |       | 228 H               | Siena      | 63 51 |                     |       |                 |
|                           |                   |       | 159 N | Marist        | 57 53 |       | 86 A                | Quinnipiac | 61 62 |                     |       |                 |
|                           |                   |       | 228 A | Siena         | 64 47 |       | 228 A               | Siena      | 64 51 |                     |       |                 |
|                           |                   |       | 86 H  | Quinnipiac    | 53 69 |       | 284 A               | Rider      | 67 48 |                     |       |                 |
|                           |                   |       | 200 H | Fairfield     | 69 53 |       | 245 H               | Monmouth   | 68 56 |                     |       |                 |
|                           |                   |       | 338 H | Saint Peter's | 64 50 |       | 224 A               | Canisius   | 79 76 |                     |       |                 |

Non-Div I Games:

Iona

■ Loss, 
 ■ Non-Conf, S Site, 
 ■ Home 
 ■ Away 
 N Neutral

I  
o  
n  
a

RPI S Opponent Iona Score

Through Games Of March 7, 2016

| RPI | S | Opponent      | Score |
|-----|---|---------------|-------|
| 338 | H | Saint Peter's | 64 50 |

I  
o  
n  
a

Iona

|                   |          |           |                |            |             |               |      |      |       |           |
|-------------------|----------|-----------|----------------|------------|-------------|---------------|------|------|-------|-----------|
| Average RPI Win:  | 132      | WON-LOST  | WINNING        | LAST 10    | STRENGTH OF | OPP. STRENGTH | TEAM | ADJ. | CONF. | ADJ CONF. |
| Average RPI Loss: | 57       | RECORD    | PCT. RANK      | GAMES      | SCHEDULE    | OF SCHEDULE   | RPI  | RPI  | RPI   | RPI       |
| DIV. I ONLY       | 19- 13   | 119       | 4- 6           | 30         | 55          | 59            | 59   | 5    | 5     |           |
| DIV. I NON-CONF.  | 10- 2    | 33        | 0- 0           | 63         | 198         | 24            | 24   | 4    | 4     |           |
| TOTALS            | RPI 1-25 | RPI 26-50 | W-L RECORDS    | RPI 51-100 | RPI 101-150 | RPI 150+      |      |      |       |           |
| 19- 13            | 0- 6     | 1- 1      | OVERALL        | 9- 3       | 3- 3        | 6- 0          |      |      |       |           |
| 11- 4             | 0- 3     | 1- 0      | HOME           | 5- 0       | 1- 1        | 4- 0          |      |      |       |           |
| 5- 7              | 0- 1     | 0- 1      | AWAY           | 3- 3       | 1- 2        | 1- 0          |      |      |       |           |
| 3- 2              | 0- 2     | 0- 0      | NEUTRAL        | 1- 0       | 1- 0        | 1- 0          |      |      |       |           |
| 10- 2             | 0- 1     | 0- 0      | NON-CONFERENCE | 3- 0       | 3- 1        | 4- 0          |      |      |       |           |
| 6- 0              | 0- 0     | 0- 0      | HOME           | 2- 0       | 1- 0        | 3- 0          |      |      |       |           |
| 2- 1              | 0- 0     | 0- 0      | AWAY           | 1- 0       | 1- 1        | 0- 0          |      |      |       |           |
| 2- 1              | 0- 1     | 0- 0      | NEUTRAL        | 0- 0       | 1- 0        | 1- 0          |      |      |       |           |
| 9- 11             | 0- 5     | 1- 1      | CONFERENCE     | 6- 3       | 0- 2        | 2- 0          |      |      |       |           |
| 5- 4              | 0- 3     | 1- 0      | HOME           | 3- 0       | 0- 1        | 1- 0          |      |      |       |           |
| 3- 6              | 0- 1     | 0- 1      | AWAY           | 2- 3       | 0- 1        | 1- 0          |      |      |       |           |
| 1- 1              | 0- 1     | 0- 0      | NEUTRAL        | 1- 0       | 0- 0        | 0- 0          |      |      |       |           |

| RPI 1-25                  |   |                   |       | RPI 26-50 |   |                    |       | RPI 51-100 |   |              |       | RPI 101+ |   |               |       |
|---------------------------|---|-------------------|-------|-----------|---|--------------------|-------|------------|---|--------------|-------|----------|---|---------------|-------|
| RPI                       | S | Opponent          | Score | RPI       | S | Opponent           | Score | RPI        | S | Opponent     | Score | RPI      | S | Opponent      | Score |
| 6                         | H | Ohio St.          | 81 98 | 46        | A | Indiana            | 74 79 | 51         | H | Rutgers      | 69 65 | 103      | N | Wright St.    | 83 77 |
| 8                         | H | Maryland          | 56 76 | 46        | H | Indiana            | 76 73 | 64         | A | Purdue       | 73 90 | 106      | H | UT Martin     | 62 56 |
| 8                         | N | Maryland          | 55 75 |           |   |                    |       | 64         | H | Purdue       | 63 55 | 109      | A | Virginia      | 85 73 |
| 17                        | A | Michigan St.      | 73 80 |           |   |                    |       | 75         | A | Michigan     | 75 82 | 128      | A | Iowa St.      | 66 69 |
| 17                        | H | Michigan St.      | 69 74 |           |   |                    |       | 75         | H | Michigan     | 85 69 | 131      | A | Penn St.      | 68 81 |
| 24                        | N | George Washington | 77 81 |           |   |                    |       | 75         | N | Michigan     | 97 85 | 131      | H | Penn St.      | 69 82 |
|                           |   |                   |       |           |   |                    |       | 81         | A | Minnesota    | 76 78 | 179      | H | Illinois      | 61 56 |
|                           |   |                   |       |           |   |                    |       | 92         | H | North Dakota | 83 61 | 197      | A | Wisconsin     | 57 54 |
|                           |   |                   |       |           |   |                    |       | 94         | A | Nebraska     | 74 68 | 209      | H | Robert Morris | 69 50 |
|                           |   |                   |       |           |   |                    |       | 95         | A | UNI          | 80 65 | 236      | H | Western Ill.  | 96 81 |
|                           |   |                   |       |           |   |                    |       | 97         | H | Drake        | 89 76 | 285      | N | Houston       | 64 50 |
|                           |   |                   |       |           |   |                    |       | 100        | A | Northwestern | 79 64 | 303      | H | Bradley       | 60 53 |
| LAST 12 Division I GAMES: |   |                   |       |           |   |                    |       |            |   |              |       |          |   |               |       |
|                           |   | 8 N Maryland      | 55 75 |           |   | 81 A Minnesota     | 76 78 |            |   |              |       |          |   |               |       |
|                           |   | 75 N Michigan     | 97 85 |           |   | 6 H Ohio St.       | 81 98 |            |   |              |       |          |   |               |       |
|                           |   | 179 H Illinois    | 61 56 |           |   | 17 H Michigan St.  | 69 74 |            |   |              |       |          |   |               |       |
|                           |   | 131 A Penn St.    | 68 81 |           |   | 46 A Indiana       | 74 79 |            |   |              |       |          |   |               |       |
|                           |   | 46 H Indiana      | 76 73 |           |   | 100 A Northwestern | 79 64 |            |   |              |       |          |   |               |       |
|                           |   | 64 H Purdue       | 63 55 |           |   | 75 H Michigan      | 85 69 |            |   |              |       |          |   |               |       |

Non-Div I Games:

Iowa

■ Loss, 
■ Non-Conf, S Site, 
■ Home 
■ Away 
N Neutral

| Average RPI Win:  | 181      | WON-LOST  | WINNING        | LAST 10    | STRENGTH OF | OPP. STRENGTH | TEAM | ADJ. | CONF. | ADJ CONF. |
|-------------------|----------|-----------|----------------|------------|-------------|---------------|------|------|-------|-----------|
| Average RPI Loss: | 57       | RECORD    | PCT. RANK      | GAMES      | SCHEDULE    | OF SCHEDULE   | RPI  | RPI  | RPI   | RPI       |
| DIV. I ONLY       | 13- 17   | 212       | 2- 8           | 55         | 34          | 128           | 128  | 3    | 3     |           |
| DIV. I NON-CONF.  | 8- 3     | 77        | 0- 0           | 181        | 214         | 110           | 110  | 3    | 3     |           |
| TOTALS            | RPI 1-25 | RPI 26-50 | W-L RECORDS    | RPI 51-100 | RPI 101-150 | RPI 150+      |      |      |       |           |
| 13- 17            | 0- 6     | 2- 5      | OVERALL        | 2- 1       | 1- 5        | 8- 0          |      |      |       |           |
| 9- 6              | 0- 3     | 1- 2      | HOME           | 1- 0       | 1- 1        | 6- 0          |      |      |       |           |
| 3- 8              | 0- 3     | 1- 2      | AWAY           | 1- 1       | 0- 2        | 1- 0          |      |      |       |           |
| 1- 3              | 0- 0     | 0- 1      | NEUTRAL        | 0- 0       | 0- 2        | 1- 0          |      |      |       |           |
| 8- 3              | 0- 0     | 0- 1      | NON-CONFERENCE | 2- 1       | 0- 1        | 6- 0          |      |      |       |           |
| 6- 0              | 0- 0     | 0- 0      | HOME           | 1- 0       | 0- 0        | 5- 0          |      |      |       |           |
| 1- 1              | 0- 0     | 0- 0      | AWAY           | 1- 1       | 0- 0        | 0- 0          |      |      |       |           |
| 1- 2              | 0- 0     | 0- 1      | NEUTRAL        | 0- 0       | 0- 1        | 1- 0          |      |      |       |           |
| 5- 14             | 0- 6     | 2- 4      | CONFERENCE     | 0- 0       | 1- 4        | 2- 0          |      |      |       |           |
| 3- 6              | 0- 3     | 1- 2      | HOME           | 0- 0       | 1- 1        | 1- 0          |      |      |       |           |
| 2- 7              | 0- 3     | 1- 2      | AWAY           | 0- 0       | 0- 2        | 1- 0          |      |      |       |           |
| 0- 1              | 0- 0     | 0- 0      | NEUTRAL        | 0- 0       | 0- 1        | 0- 0          |      |      |       |           |

| RPI S                     | Opponent        | Score | RPI S | Opponent        | Score | RPI S | Opponent | Score | RPI S | Opponent          | Score | Team's RPI: 128 |
|---------------------------|-----------------|-------|-------|-----------------|-------|-------|----------|-------|-------|-------------------|-------|-----------------|
| 2                         | A Baylor        | 41 78 | 29    | A Oklahoma      | 54 85 | 59    | H Iowa   | 69 66 | 107   | A TCU             | 69 79 |                 |
| 2                         | H Baylor        | 61 77 | 29    | H Oklahoma      | 71 77 | 95    | A UNI    | 84 75 | 107   | H TCU             | 62 72 |                 |
| 7                         | A Texas         | 54 75 | 30    | A Oklahoma St.  | 76 79 | 97    | A Drake  | 70 74 | 135   | N Idaho           | 65 97 |                 |
| 7                         | H Texas         | 49 65 | 30    | H Oklahoma St.  | 49 42 |       |          |       | 138   | A Texas Tech      | 66 69 |                 |
| 22                        | A West Virginia | 47 57 | 47    | N Duke          | 48 86 |       |          |       | 138   | H Texas Tech      | 77 48 |                 |
| 22                        | H West Virginia | 57 82 | 49    | A Kansas St.    | 84 79 |       |          |       | 138   | N Texas Tech      | 84 89 |                 |
|                           |                 |       | 49    | H Kansas St.    | 53 68 |       |          |       | 155   | H Southern U.     | 86 46 |                 |
|                           |                 |       |       |                 |       |       |          |       | 203   | H Hampton         | 95 59 |                 |
|                           |                 |       |       |                 |       |       |          |       | 220   | A Kansas          | 63 53 |                 |
|                           |                 |       |       |                 |       |       |          |       | 220   | H Kansas          | 65 49 |                 |
|                           |                 |       |       |                 |       |       |          |       | 243   | N Texas St.       | 83 61 |                 |
|                           |                 |       |       |                 |       |       |          |       | 296   | H Alcorn          | 91 41 |                 |
|                           |                 |       |       |                 |       |       |          |       | 307   | H Northern Ariz.  | 79 63 |                 |
|                           |                 |       |       |                 |       |       |          |       | 334   | H Ark.-Pine Bluff | 70 41 |                 |
| LAST 12 Division I GAMES: |                 |       |       |                 |       |       |          |       |       |                   |       |                 |
| 138                       | N Texas Tech    | 84 89 | 107   | A TCU           | 69 79 |       |          |       |       |                   |       |                 |
| 22                        | H West Virginia | 57 82 | 22    | A West Virginia | 47 57 |       |          |       |       |                   |       |                 |
| 29                        | A Oklahoma      | 54 85 | 7     | H Texas         | 49 65 |       |          |       |       |                   |       |                 |
| 49                        | H Kansas St.    | 53 68 | 220   | A Kansas        | 63 53 |       |          |       |       |                   |       |                 |
| 2                         | A Baylor        | 41 78 | 29    | H Oklahoma      | 71 77 |       |          |       |       |                   |       |                 |
| 138                       | H Texas Tech    | 77 48 | 107   | H TCU           | 62 72 |       |          |       |       |                   |       |                 |

Non-Div I Games:

Iowa St.

■ Loss, 
■ Non-Conf, 
■ S Site, 
■ H Home 
■ A Away 
N Neutral

|                   |          |           |                |            |             |               |      |      |       |           |
|-------------------|----------|-----------|----------------|------------|-------------|---------------|------|------|-------|-----------|
| Average RPI Win:  | 315      | WON-LOST  | WINNING        | LAST 10    | STRENGTH OF | OPP. STRENGTH | TEAM | ADJ. | CONF. | ADJ CONF. |
| Average RPI Loss: | 215      | RECORD    | PCT. RANK      | GAMES      | SCHEDULE    | OF SCHEDULE   | RPI  | RPI  | RPI   | RPI       |
| DIV. I ONLY       | 11- 15   | 222       | 4- 6           | 347        | 341         | 308           | 308  | 31   | 31    |           |
| DIV. I NON-CONF.  | 3- 5     | 218       | 0- 0           | 337        | 226         | 293           | 293  | 31   | 31    |           |
| TOTALS            | RPI 1-25 | RPI 26-50 | W-L RECORDS    | RPI 51-100 | RPI 101-150 | RPI 150+      |      |      |       |           |
| 11- 15            | 0- 1     | 0- 0      | OVERALL        | 0- 1       | 0- 1        | 11- 12        |      |      |       |           |
| 6- 6              | 0- 0     | 0- 0      | HOME           | 0- 0       | 0- 0        | 6- 6          |      |      |       |           |
| 5- 9              | 0- 1     | 0- 0      | AWAY           | 0- 1       | 0- 1        | 5- 6          |      |      |       |           |
| 0- 0              | 0- 0     | 0- 0      | NEUTRAL        | 0- 0       | 0- 0        | 0- 0          |      |      |       |           |
| 3- 5              | 0- 1     | 0- 0      | NON-CONFERENCE | 0- 1       | 0- 1        | 3- 2          |      |      |       |           |
| 2- 1              | 0- 0     | 0- 0      | HOME           | 0- 0       | 0- 0        | 2- 1          |      |      |       |           |
| 1- 4              | 0- 1     | 0- 0      | AWAY           | 0- 1       | 0- 1        | 1- 1          |      |      |       |           |
| 0- 0              | 0- 0     | 0- 0      | NEUTRAL        | 0- 0       | 0- 0        | 0- 0          |      |      |       |           |
| 8- 10             | 0- 0     | 0- 0      | CONFERENCE     | 0- 0       | 0- 0        | 8- 10         |      |      |       |           |
| 4- 5              | 0- 0     | 0- 0      | HOME           | 0- 0       | 0- 0        | 4- 5          |      |      |       |           |
| 4- 5              | 0- 0     | 0- 0      | AWAY           | 0- 0       | 0- 0        | 4- 5          |      |      |       |           |
| 0- 0              | 0- 0     | 0- 0      | NEUTRAL        | 0- 0       | 0- 0        | 0- 0          |      |      |       |           |

| RPI 1-25                  |   |                  |       | RPI 26-50 |   |                  |       | RPI 51-100 |   |                  |       | RPI 101+ Team's RPI: 308 |   |                  |       |
|---------------------------|---|------------------|-------|-----------|---|------------------|-------|------------|---|------------------|-------|--------------------------|---|------------------|-------|
| RPI                       | S | Opponent         | Score | RPI       | S | Opponent         | Score | RPI        | S | Opponent         | Score | RPI                      | S | Opponent         | Score |
| 12                        | A | Kentucky         | 24 92 |           |   |                  |       | 73         | A | Tulane           | 49 92 | 116                      | A | Northwestern St. | 54 59 |
|                           |   |                  |       |           |   |                  |       |            |   |                  |       | 155                      | A | Southern U.      | 57 84 |
|                           |   |                  |       |           |   |                  |       |            |   |                  |       | 155                      | H | Southern U.      | 57 66 |
|                           |   |                  |       |           |   |                  |       |            |   |                  |       | 186                      | A | Grambling        | 61 75 |
|                           |   |                  |       |           |   |                  |       |            |   |                  |       | 186                      | H | Grambling        | 58 79 |
|                           |   |                  |       |           |   |                  |       |            |   |                  |       | 234                      | A | Texas Southern   | 47 66 |
|                           |   |                  |       |           |   |                  |       |            |   |                  |       | 234                      | H | Texas Southern   | 36 62 |
|                           |   |                  |       |           |   |                  |       |            |   |                  |       | 251                      | A | Alabama St.      | 57 63 |
|                           |   |                  |       |           |   |                  |       |            |   |                  |       | 251                      | H | Alabama St.      | 70 69 |
|                           |   |                  |       |           |   |                  |       |            |   |                  |       | 278                      | A | Prairie View     | 77 67 |
|                           |   |                  |       |           |   |                  |       |            |   |                  |       | 278                      | H | Prairie View     | 52 62 |
|                           |   |                  |       |           |   |                  |       |            |   |                  |       | 296                      | A | Alcorn           | 73 66 |
|                           |   |                  |       |           |   |                  |       |            |   |                  |       | 296                      | H | Alcorn           | 79 65 |
|                           |   |                  |       |           |   |                  |       |            |   |                  |       | 298                      | H | Jacksonville St. | 71 65 |
|                           |   |                  |       |           |   |                  |       |            |   |                  |       | 319                      | A | Southeastern La. | 79 72 |
|                           |   |                  |       |           |   |                  |       |            |   |                  |       | 331                      | A | New Orleans      | 68 85 |
|                           |   |                  |       |           |   |                  |       |            |   |                  |       | 333                      | H | Lipscomb         | 53 52 |
|                           |   |                  |       |           |   |                  |       |            |   |                  |       | 334                      | A | Ark.-Pine Bluff  | 66 71 |
|                           |   |                  |       |           |   |                  |       |            |   |                  |       | 334                      | H | Ark.-Pine Bluff  | 59 66 |
|                           |   |                  |       |           |   |                  |       |            |   |                  |       | 344                      | H | Chicago St.      | 59 76 |
|                           |   |                  |       |           |   |                  |       |            |   |                  |       | 346                      | A | Alabama A&M      | 69 66 |
|                           |   |                  |       |           |   |                  |       |            |   |                  |       | 346                      | H | Alabama A&M      | 59 58 |
|                           |   |                  |       |           |   |                  |       |            |   |                  |       | 349                      | A | Mississippi Val. | 72 46 |
|                           |   |                  |       |           |   |                  |       |            |   |                  |       | 349                      | H | Mississippi Val. | 70 43 |
| LAST 12 Division I GAMES: |   |                  |       |           |   |                  |       |            |   |                  |       |                          |   |                  |       |
| 346                       | A | Alabama A&M      | 69 66 | 234       | A | Texas Southern   | 47 66 | 346        | H | Alabama A&M      | 59 58 |                          |   |                  |       |
| 251                       | A | Alabama St.      | 57 63 | 155       | H | Southern U.      | 57 66 | 349        | A | Mississippi Val. | 72 46 |                          |   |                  |       |
| 334                       | H | Ark.-Pine Bluff  | 59 66 | 296       | H | Alcorn           | 79 65 | 349        | H | Mississippi Val. | 70 43 |                          |   |                  |       |
| 349                       | H | Mississippi Val. | 70 43 | 334       | A | Ark.-Pine Bluff  | 66 71 |            |   |                  |       |                          |   |                  |       |
| 186                       | A | Grambling        | 61 75 | 349       | A | Mississippi Val. | 72 46 |            |   |                  |       |                          |   |                  |       |
| 278                       | A | Prairie View     | 77 67 | 186       | H | Grambling        | 58 79 |            |   |                  |       |                          |   |                  |       |

Non-Div I Games: Fisk 78 58 Blue Mountain 74 52 Mobile 100 57

Jackson St.

Loss, Non-Conf, S Site, H Home A Away N Neutral



Jacksonville

Through Games Of March 7, 2016

|                   |          |           |                |            |             |               |      |      |       |           |
|-------------------|----------|-----------|----------------|------------|-------------|---------------|------|------|-------|-----------|
| Average RPI Win:  | 287      | WON-LOST  | WINNING        | LAST 10    | STRENGTH OF | OPP. STRENGTH | TEAM | ADJ. | CONF. | ADJ CONF. |
| Average RPI Loss: | 119      | RECORD    | PCT. RANK      | GAMES      | SCHEDULE    | OF SCHEDULE   | RPI  | RPI  | RPI   | RPI       |
| DIV. I ONLY       | 18- 10   | 88        | 7- 3           | 300        | 260         | 152           | 152  | 29   | 29    |           |
| DIV. I NON-CONF.  | 6- 7     | 176       | 0- 0           | 245        | 181         | 191           | 191  | 28   | 28    |           |
| TOTALS            | RPI 1-25 | RPI 26-50 | W-L RECORDS    | RPI 51-100 | RPI 101-150 | RPI 150+      |      |      |       |           |
| 18- 10            | 0- 3     | 0- 0      | OVERALL        | 0- 2       | 0- 2        | 18- 3         |      |      |       |           |
| 11- 1             | 0- 0     | 0- 0      | HOME           | 0- 1       | 0- 0        | 11- 0         |      |      |       |           |
| 6- 8              | 0- 2     | 0- 0      | AWAY           | 0- 0       | 0- 1        | 6- 0          |      |      |       |           |
| 1- 1              | 0- 0     | 0- 0      | NEUTRAL        | 0- 0       | 0- 0        | 1- 1          |      |      |       |           |
| 6- 7              | 0- 3     | 0- 0      | NON-CONFERENCE | 0- 0       | 0- 2        | 6- 2          |      |      |       |           |
| 4- 0              | 0- 0     | 0- 0      | HOME           | 0- 0       | 0- 0        | 4- 0          |      |      |       |           |
| 1- 6              | 0- 3     | 0- 0      | AWAY           | 0- 0       | 0- 2        | 1- 1          |      |      |       |           |
| 1- 1              | 0- 0     | 0- 0      | NEUTRAL        | 0- 0       | 0- 0        | 1- 1          |      |      |       |           |
| 12- 3             | 0- 0     | 0- 0      | CONFERENCE     | 0- 2       | 0- 0        | 12- 1         |      |      |       |           |
| 7- 1              | 0- 0     | 0- 0      | HOME           | 0- 1       | 0- 0        | 7- 0          |      |      |       |           |
| 5- 2              | 0- 0     | 0- 0      | AWAY           | 0- 1       | 0- 0        | 5- 1          |      |      |       |           |
| 0- 0              | 0- 0     | 0- 0      | NEUTRAL        | 0- 0       | 0- 0        | 0- 0          |      |      |       |           |

| RPI 1-25                  |   |               |       | RPI 26-50 |   |          |       | RPI 51-100 |   |             |       | RPI 101+ Team's RPI: 152 |   |                    |       |
|---------------------------|---|---------------|-------|-----------|---|----------|-------|------------|---|-------------|-------|--------------------------|---|--------------------|-------|
| RPI                       | S | Opponent      | Score | RPI       | S | Opponent | Score | RPI        | S | Opponent    | Score | RPI                      | S | Opponent           | Score |
| 13                        | A | Syracuse      | 49 65 |           |   |          |       | 67         | A | FGCU        | 39 58 | 139                      | A | Wake Forest        | 51 57 |
| 16                        | A | Florida St.   | 60 77 |           |   |          |       | 67         | H | FGCU        | 55 59 | 146                      | A | UT Arlington       | 54 56 |
| 20                        | A | South Fla.    | 52 74 |           |   |          |       |            |   |             |       | 194                      | A | Stetson            | 61 66 |
|                           |   |               |       |           |   |          |       |            |   |             |       | 194                      | H | Stetson            | 69 49 |
|                           |   |               |       |           |   |          |       |            |   |             |       | 211                      | A | USC Upstate        | 49 43 |
|                           |   |               |       |           |   |          |       |            |   |             |       | 211                      | H | USC Upstate        | 75 69 |
|                           |   |               |       |           |   |          |       |            |   |             |       | 214                      | N | Dartmouth          | 51 44 |
|                           |   |               |       |           |   |          |       |            |   |             |       | 244                      | A | Bethune-Cookman    | 63 53 |
|                           |   |               |       |           |   |          |       |            |   |             |       | 259                      | N | Bowling Green      | 69 72 |
|                           |   |               |       |           |   |          |       |            |   |             |       | 264                      | H | Murray St.         | 79 54 |
|                           |   |               |       |           |   |          |       |            |   |             |       | 269                      | A | UNCW               | 49 51 |
|                           |   |               |       |           |   |          |       |            |   |             |       | 286                      | A | Kennesaw St.       | 67 42 |
|                           |   |               |       |           |   |          |       |            |   |             |       | 286                      | H | Kennesaw St.       | 78 63 |
|                           |   |               |       |           |   |          |       |            |   |             |       | 293                      | H | Savannah St.       | 65 52 |
|                           |   |               |       |           |   |          |       |            |   |             |       | 310                      | H | FIU                | 80 44 |
|                           |   |               |       |           |   |          |       |            |   |             |       | 312                      | H | South Carolina St. | 79 47 |
|                           |   |               |       |           |   |          |       |            |   |             |       | 327                      | A | North Florida      | 73 39 |
|                           |   |               |       |           |   |          |       |            |   |             |       | 327                      | H | North Florida      | 65 51 |
|                           |   |               |       |           |   |          |       |            |   |             |       | 333                      | A | Lipscomb           | 76 55 |
|                           |   |               |       |           |   |          |       |            |   |             |       | 333                      | H | Lipscomb           | 81 51 |
|                           |   |               |       |           |   |          |       |            |   |             |       | 333                      | H | Lipscomb           | 80 51 |
|                           |   |               |       |           |   |          |       |            |   |             |       | 342                      | A | NJIT               | 65 36 |
|                           |   |               |       |           |   |          |       |            |   |             |       | 342                      | H | NJIT               | 68 37 |
| LAST 12 Division I GAMES: |   |               |       |           |   |          |       |            |   |             |       |                          |   |                    |       |
| 333                       | H | Lipscomb      | 80 51 | 67        | H | FGCU     | 55 59 | 194        | A | Stetson     | 61 66 |                          |   |                    |       |
| 327                       | H | North Florida | 65 51 | 67        | A | FGCU     | 39 58 | 194        | H | Stetson     | 69 49 |                          |   |                    |       |
| 211                       | H | USC Upstate   | 75 69 | 342       | A | NJIT     | 65 36 | 211        | A | USC Upstate | 49 43 |                          |   |                    |       |
| 342                       | H | NJIT          | 68 37 |           |   |          |       |            |   |             |       |                          |   |                    |       |
| 333                       | A | Lipscomb      | 76 55 |           |   |          |       |            |   |             |       |                          |   |                    |       |
| 286                       | A | Kennesaw St.  | 67 42 |           |   |          |       |            |   |             |       |                          |   |                    |       |

Non-Div I Games: Edward Waters 90 51 Thomas (GA) 88 50

Jacksonville

Loss, Non-Conf, S Site, H Home A Away N Neutral

## Jacksonville St.

Through Games Of March 7, 2016

|                   |          |           |                |            |             |               |      |      |       |           |
|-------------------|----------|-----------|----------------|------------|-------------|---------------|------|------|-------|-----------|
| Average RPI Win:  | 277      | WON-LOST  | WINNING        | LAST 10    | STRENGTH OF | OPP. STRENGTH | TEAM | ADJ. | CONF. | ADJ CONF. |
| Average RPI Loss: | 197      | RECORD    | PCT. RANK      | GAMES      | SCHEDULE    | OF SCHEDULE   | RPI  | RPI  | RPI   | RPI       |
| DIV. I ONLY       | 9- 18    | 266       | 3- 7           | 302        | 300         | 298           | 298  | 24   | 24    |           |
| DIV. I NON-CONF.  | 4- 7     | 222       | 0- 0           | 280        | 339         | 270           | 270  | 24   | 24    |           |
| TOTALS            | RPI 1-25 | RPI 26-50 | W-L RECORDS    | RPI 51-100 | RPI 101-150 | RPI 150+      |      |      |       |           |
| 9- 18             | 0- 0     | 0- 0      | OVERALL        | 0- 3       | 0- 5        | 9- 10         |      |      |       |           |
| 6- 6              | 0- 0     | 0- 0      | HOME           | 0- 1       | 0- 3        | 6- 2          |      |      |       |           |
| 3- 12             | 0- 0     | 0- 0      | AWAY           | 0- 2       | 0- 2        | 3- 8          |      |      |       |           |
| 0- 0              | 0- 0     | 0- 0      | NEUTRAL        | 0- 0       | 0- 0        | 0- 0          |      |      |       |           |
| 4- 7              | 0- 0     | 0- 0      | NON-CONFERENCE | 0- 1       | 0- 3        | 4- 3          |      |      |       |           |
| 3- 1              | 0- 0     | 0- 0      | HOME           | 0- 0       | 0- 1        | 3- 0          |      |      |       |           |
| 1- 6              | 0- 0     | 0- 0      | AWAY           | 0- 1       | 0- 2        | 1- 3          |      |      |       |           |
| 0- 0              | 0- 0     | 0- 0      | NEUTRAL        | 0- 0       | 0- 0        | 0- 0          |      |      |       |           |
| 5- 11             | 0- 0     | 0- 0      | CONFERENCE     | 0- 2       | 0- 2        | 5- 7          |      |      |       |           |
| 3- 5              | 0- 0     | 0- 0      | HOME           | 0- 1       | 0- 2        | 3- 2          |      |      |       |           |
| 2- 6              | 0- 0     | 0- 0      | AWAY           | 0- 1       | 0- 0        | 2- 5          |      |      |       |           |
| 0- 0              | 0- 0     | 0- 0      | NEUTRAL        | 0- 0       | 0- 0        | 0- 0          |      |      |       |           |

| RPI S                     | Opponent | Score          | RPI S | Opponent | Score | RPI S | Opponent          | Score | RPI S | Opponent            | Score | Team's RPI: 298 |
|---------------------------|----------|----------------|-------|----------|-------|-------|-------------------|-------|-------|---------------------|-------|-----------------|
|                           |          |                |       |          |       | 64    | A Purdue          | 48 67 | 106   | H UT Martin         | 53 63 |                 |
|                           |          |                |       |          |       | 78    | A Belmont         | 42 56 | 111   | A Memphis           | 55 70 |                 |
|                           |          |                |       |          |       | 78    | H Belmont         | 32 44 | 112   | H Samford           | 39 50 |                 |
|                           |          |                |       |          |       |       |                   |       | 114   | A Mercer            | 39 46 |                 |
|                           |          |                |       |          |       |       |                   |       | 147   | H SIUE              | 57 62 |                 |
|                           |          |                |       |          |       |       |                   |       | 177   | A Eastern Ky.       | 56 54 |                 |
|                           |          |                |       |          |       |       |                   |       | 177   | H Eastern Ky.       | 50 76 |                 |
|                           |          |                |       |          |       |       |                   |       | 230   | A Southeast Mo. St. | 47 61 |                 |
|                           |          |                |       |          |       |       |                   |       | 257   | A Tennessee St.     | 40 50 |                 |
|                           |          |                |       |          |       |       |                   |       | 257   | H Tennessee St.     | 69 55 |                 |
|                           |          |                |       |          |       |       |                   |       | 264   | A Murray St.        | 74 71 |                 |
|                           |          |                |       |          |       |       |                   |       | 270   | A Austin Peay       | 59 61 |                 |
|                           |          |                |       |          |       |       |                   |       | 279   | A Tennessee Tech    | 49 51 |                 |
|                           |          |                |       |          |       |       |                   |       | 279   | H Tennessee Tech    | 55 46 |                 |
|                           |          |                |       |          |       |       |                   |       | 286   | H Kennesaw St.      | 61 52 |                 |
|                           |          |                |       |          |       |       |                   |       | 291   | A Ga. Southern      | 56 60 |                 |
|                           |          |                |       |          |       |       |                   |       | 293   | H Savannah St.      | 50 35 |                 |
|                           |          |                |       |          |       |       |                   |       | 296   | H Alcorn            | 67 65 |                 |
|                           |          |                |       |          |       |       |                   |       | 304   | A Nicholls St.      | 63 49 |                 |
|                           |          |                |       |          |       |       |                   |       | 305   | A Wofford           | 54 66 |                 |
|                           |          |                |       |          |       |       |                   |       | 306   | A Morehead St.      | 63 67 |                 |
|                           |          |                |       |          |       |       |                   |       | 306   | H Morehead St.      | 66 70 |                 |
|                           |          |                |       |          |       |       |                   |       | 308   | A Jackson St.       | 65 71 |                 |
|                           |          |                |       |          |       |       |                   |       | 340   | H Eastern Ill.      | 60 52 |                 |
| LAST 12 Division I GAMES: |          |                |       |          |       |       |                   |       |       |                     |       |                 |
| 306                       | H        | Morehead St.   | 66    | 70       | 257   | H     | Tennessee St.     | 69    | 55    |                     |       |                 |
| 257                       | A        | Tennessee St.  | 40    | 50       | 177   | A     | Eastern Ky.       | 56    | 54    |                     |       |                 |
| 177                       | H        | Eastern Ky.    | 50    | 76       | 306   | A     | Morehead St.      | 63    | 67    |                     |       |                 |
| 279                       | A        | Tennessee Tech | 49    | 51       | 78    | H     | Belmont           | 32    | 44    |                     |       |                 |
| 78                        | A        | Belmont        | 42    | 56       | 106   | H     | UT Martin         | 53    | 63    |                     |       |                 |
| 279                       | H        | Tennessee Tech | 55    | 46       | 230   | A     | Southeast Mo. St. | 47    | 61    |                     |       |                 |

Non-Div I Games: Tuskegee 74 47

Jacksonville St.

Loss, Non-Conf, S Site, H Home A Away N Neutral

|                   |          |           |                |            |             |               |      |      |       |           |
|-------------------|----------|-----------|----------------|------------|-------------|---------------|------|------|-------|-----------|
| Average RPI Win:  | 185      | WON-LOST  | WINNING        | LAST 10    | STRENGTH OF | OPP. STRENGTH | TEAM | ADJ. | CONF. | ADJ CONF. |
| Average RPI Loss: | 54       | RECORD    | PCT. RANK      | GAMES      | SCHEDULE    | OF SCHEDULE   | RPI  | RPI  | RPI   | RPI       |
| DIV. I ONLY       | 24- 5    | 23        | 10- 0          | 114        | 103         | 34            | 34   | 13   | 13    |           |
| DIV. I NON-CONF.  | 7- 4     | 110       | 0- 0           | 91         | 49          | 86            | 86   | 11   | 11    |           |
| TOTALS            | RPI 1-25 | RPI 26-50 | W-L RECORDS    | RPI 51-100 | RPI 101-150 | RPI 150+      |      |      |       |           |
| 24- 5             | 0- 3     | 0- 1      | OVERALL        | 6- 0       | 1- 0        | 17- 1         |      |      |       |           |
| 14- 0             | 0- 0     | 0- 0      | HOME           | 3- 0       | 1- 0        | 10- 0         |      |      |       |           |
| 10- 3             | 0- 1     | 0- 1      | AWAY           | 3- 0       | 0- 0        | 7- 1          |      |      |       |           |
| 0- 2              | 0- 2     | 0- 0      | NEUTRAL        | 0- 0       | 0- 0        | 0- 0          |      |      |       |           |
| 7- 4              | 0- 3     | 0- 1      | NON-CONFERENCE | 0- 0       | 1- 0        | 6- 0          |      |      |       |           |
| 5- 0              | 0- 0     | 0- 0      | HOME           | 0- 0       | 1- 0        | 4- 0          |      |      |       |           |
| 2- 2              | 0- 1     | 0- 1      | AWAY           | 0- 0       | 0- 0        | 2- 0          |      |      |       |           |
| 0- 2              | 0- 2     | 0- 0      | NEUTRAL        | 0- 0       | 0- 0        | 0- 0          |      |      |       |           |
| 17- 1             | 0- 0     | 0- 0      | CONFERENCE     | 6- 0       | 0- 0        | 11- 1         |      |      |       |           |
| 9- 0              | 0- 0     | 0- 0      | HOME           | 3- 0       | 0- 0        | 6- 0          |      |      |       |           |
| 8- 1              | 0- 0     | 0- 0      | AWAY           | 3- 0       | 0- 0        | 5- 1          |      |      |       |           |
| 0- 0              | 0- 0     | 0- 0      | NEUTRAL        | 0- 0       | 0- 0        | 0- 0          |      |      |       |           |

| RPI 1-25                  |   |                    |       | RPI 26-50 |   |                 |       | Team's RPI: 34 |   |          |       | RPI 51-100 |   |                    |       | RPI 101+ |   |          |       |
|---------------------------|---|--------------------|-------|-----------|---|-----------------|-------|----------------|---|----------|-------|------------|---|--------------------|-------|----------|---|----------|-------|
| RPI                       | S | Opponent           | Score | RPI       | S | Opponent        | Score | RPI            | S | Opponent | Score | RPI        | S | Opponent           | Score | RPI      | S | Opponent | Score |
| 2                         | N | Baylor             | 63 77 | 37        | A | St. Bonaventure | 45 56 | 65             | A | Hofstra  | 71 54 | 127        | H | Liberty            | 72 56 |          |   |          |       |
| 9                         | A | UCLA               | 61 90 |           |   |                 |       | 65             | H | Hofstra  | 57 42 | 158        | A | Northeastern       | 61 52 |          |   |          |       |
| 22                        | N | West Virginia      | 62 69 |           |   |                 |       | 79             | A | Drexel   | 59 55 | 158        | H | Northeastern       | 85 62 |          |   |          |       |
|                           |   |                    |       |           |   |                 |       | 79             | H | Drexel   | 67 56 | 163        | A | Delaware           | 65 43 |          |   |          |       |
|                           |   |                    |       |           |   |                 |       | 89             | A | Elon     | 81 76 | 163        | H | Delaware           | 75 55 |          |   |          |       |
|                           |   |                    |       |           |   |                 |       | 89             | H | Elon     | 73 72 | 190        | H | Davidson           | 87 45 |          |   |          |       |
|                           |   |                    |       |           |   |                 |       |                |   |          |       | 198        | A | Richmond           | 73 47 |          |   |          |       |
|                           |   |                    |       |           |   |                 |       |                |   |          |       | 202        | A | William & Mary     | 59 65 |          |   |          |       |
|                           |   |                    |       |           |   |                 |       |                |   |          |       | 202        | H | William & Mary     | 83 63 |          |   |          |       |
|                           |   |                    |       |           |   |                 |       |                |   |          |       | 203        | A | Hampton            | 68 56 |          |   |          |       |
|                           |   |                    |       |           |   |                 |       |                |   |          |       | 226        | A | Col. of Charleston | 76 46 |          |   |          |       |
|                           |   |                    |       |           |   |                 |       |                |   |          |       | 226        | H | Col. of Charleston | 83 61 |          |   |          |       |
|                           |   |                    |       |           |   |                 |       |                |   |          |       | 254        | H | Morgan St.         | 92 31 |          |   |          |       |
|                           |   |                    |       |           |   |                 |       |                |   |          |       | 269        | A | UNCW               | 77 41 |          |   |          |       |
|                           |   |                    |       |           |   |                 |       |                |   |          |       | 269        | H | UNCW               | 60 40 |          |   |          |       |
|                           |   |                    |       |           |   |                 |       |                |   |          |       | 273        | H | American           | 74 45 |          |   |          |       |
|                           |   |                    |       |           |   |                 |       |                |   |          |       | 295        | A | Towson             | 64 57 |          |   |          |       |
|                           |   |                    |       |           |   |                 |       |                |   |          |       | 295        | H | Towson             | 61 45 |          |   |          |       |
|                           |   |                    |       |           |   |                 |       |                |   |          |       | 309        | H | Longwood           | 88 30 |          |   |          |       |
| LAST 12 Division I GAMES: |   |                    |       |           |   |                 |       |                |   |          |       |            |   |                    |       |          |   |          |       |
| 226                       | A | Col. of Charleston | 76 46 | 65        | H | Hofstra         | 57 42 |                |   |          |       |            |   |                    |       |          |   |          |       |
| 163                       | A | Delaware           | 65 43 | 79        | A | Drexel          | 59 55 |                |   |          |       |            |   |                    |       |          |   |          |       |
| 89                        | H | Elon               | 73 72 | 158       | A | Northeastern    | 61 52 |                |   |          |       |            |   |                    |       |          |   |          |       |
| 269                       | A | UNCW               | 77 41 | 65        | A | Hofstra         | 71 54 |                |   |          |       |            |   |                    |       |          |   |          |       |
| 295                       | H | Towson             | 61 45 | 269       | H | UNCW            | 60 40 |                |   |          |       |            |   |                    |       |          |   |          |       |
| 202                       | H | William & Mary     | 83 63 | 163       | H | Delaware        | 75 55 |                |   |          |       |            |   |                    |       |          |   |          |       |

Non-Div I Games:

James Madison

■ Loss, 
■ Non-Conf, S Site, 
■ Home 
■ Away 
N Neutral

Kansas

Through Games Of March 7, 2016

|                   |          |           |                |            |             |               |      |      |       |           |
|-------------------|----------|-----------|----------------|------------|-------------|---------------|------|------|-------|-----------|
| Average RPI Win:  | 176      | WON-LOST  | WINNING        | LAST 10    | STRENGTH OF | OPP. STRENGTH | TEAM | ADJ. | CONF. | ADJ CONF. |
| Average RPI Loss: | 77       | RECORD    | PCT. RANK      | GAMES      | SCHEDULE    | OF SCHEDULE   | RPI  | RPI  | RPI   | RPI       |
| DIV. I ONLY       | 6- 25    | 315       | 1- 9           | 32         | 31          | 220           | 220  | 3    | 3     |           |
| DIV. I NON-CONF.  | 5- 6     | 180       | 0- 0           | 206        | 195         | 241           | 241  | 3    | 3     |           |
| TOTALS            | RPI 1-25 | RPI 26-50 | W-L RECORDS    | RPI 51-100 | RPI 101-150 | RPI 150+      |      |      |       |           |
| 6- 25             | 0- 7     | 0- 7      | OVERALL        | 0- 1       | 3- 8        | 3- 2          |      |      |       |           |
| 4- 13             | 0- 3     | 0- 4      | HOME           | 0- 1       | 2- 4        | 2- 1          |      |      |       |           |
| 0- 11             | 0- 3     | 0- 3      | AWAY           | 0- 0       | 0- 4        | 0- 1          |      |      |       |           |
| 2- 1              | 0- 1     | 0- 0      | NEUTRAL        | 0- 0       | 1- 0        | 1- 0          |      |      |       |           |
| 5- 6              | 0- 0     | 0- 1      | NON-CONFERENCE | 0- 1       | 2- 2        | 3- 2          |      |      |       |           |
| 4- 4              | 0- 0     | 0- 1      | HOME           | 0- 1       | 2- 1        | 2- 1          |      |      |       |           |
| 0- 2              | 0- 0     | 0- 0      | AWAY           | 0- 0       | 0- 1        | 0- 1          |      |      |       |           |
| 1- 0              | 0- 0     | 0- 0      | NEUTRAL        | 0- 0       | 0- 0        | 1- 0          |      |      |       |           |
| 1- 19             | 0- 7     | 0- 6      | CONFERENCE     | 0- 0       | 1- 6        | 0- 0          |      |      |       |           |
| 0- 9              | 0- 3     | 0- 3      | HOME           | 0- 0       | 0- 3        | 0- 0          |      |      |       |           |
| 0- 9              | 0- 3     | 0- 3      | AWAY           | 0- 0       | 0- 3        | 0- 0          |      |      |       |           |
| 1- 1              | 0- 1     | 0- 0      | NEUTRAL        | 0- 0       | 1- 0        | 0- 0          |      |      |       |           |

| RPI 1-25                  |   |               |       | RPI 26-50 |                  |                 |       | RPI 51-100 |       |                |       | RPI 101+ Team's RPI: 220 |   |           |       |     |   |                |       |  |  |
|---------------------------|---|---------------|-------|-----------|------------------|-----------------|-------|------------|-------|----------------|-------|--------------------------|---|-----------|-------|-----|---|----------------|-------|--|--|
| RPI                       | S | Opponent      | Score | RPI       | S                | Opponent        | Score | RPI        | S     | Opponent       | Score | RPI                      | S | Opponent  | Score |     |   |                |       |  |  |
| 2                         | A | Baylor        | 49 81 | 29        | A                | Oklahoma        | 44 67 | 96         | H     | Washington St. | 53 66 | 107                      | A | TCU       | 52 55 |     |   |                |       |  |  |
| 2                         | H | Baylor        | 40 58 | 29        | H                | Oklahoma        | 66 72 |            |       |                |       | 107                      | H | TCU       | 44 70 |     |   |                |       |  |  |
| 7                         | A | Texas         | 46 70 | 30        | A                | Oklahoma St.    | 49 71 |            |       |                |       | 107                      | N | TCU       | 81 64 |     |   |                |       |  |  |
| 7                         | H | Texas         | 38 75 | 30        | H                | Oklahoma St.    | 46 74 |            |       |                |       | 110                      | H | Creighton | 67 54 |     |   |                |       |  |  |
| 7                         | N | Texas         | 50 66 | 43        | H                | St. John's (NY) | 71 86 |            |       |                |       | 111                      | H | Memphis   | 72 63 |     |   |                |       |  |  |
| 22                        | A | West Virginia | 35 72 | 49        | A                | Kansas St.      | 67 81 |            |       |                |       | 122                      | A | Arizona   | 52 67 |     |   |                |       |  |  |
| 22                        | H | West Virginia | 45 65 | 49        | H                | Kansas St.      | 46 59 |            |       |                |       | 128                      | A | Iowa St.  | 49 65 |     |   |                |       |  |  |
|                           |   |               |       |           |                  |                 |       |            |       |                |       |                          |   |           |       | 128 | H | Iowa St.       | 53 63 |  |  |
|                           |   |               |       |           |                  |                 |       |            |       |                |       |                          |   |           |       | 137 | H | Oral Roberts   | 63 70 |  |  |
|                           |   |               |       |           |                  |                 |       |            |       |                |       |                          |   |           |       | 138 | A | Texas Tech     | 44 54 |  |  |
|                           |   |               |       |           |                  |                 |       |            |       |                |       |                          |   |           |       | 138 | H | Texas Tech     | 58 69 |  |  |
|                           |   |               |       |           |                  |                 |       |            |       |                |       |                          |   |           |       | 195 | A | SMU            | 64 73 |  |  |
|                           |   |               |       |           |                  |                 |       |            |       |                |       |                          |   |           |       | 232 | H | Navy           | 61 54 |  |  |
|                           |   |               |       |           |                  |                 |       |            |       |                |       |                          |   |           |       | 234 | H | Texas Southern | 72 65 |  |  |
|                           |   |               |       |           |                  |                 |       |            |       |                |       |                          |   |           |       | 260 | N | Northern Ill.  | 66 58 |  |  |
|                           |   |               |       |           |                  |                 |       |            |       |                |       |                          |   |           |       | 302 | H | UMKC           | 44 47 |  |  |
|                           |   |               |       |           |                  |                 |       |            |       |                |       |                          |   |           |       |     |   |                |       |  |  |
| LAST 12 Division I GAMES: |   |               |       |           |                  |                 |       |            |       |                |       |                          |   |           |       |     |   |                |       |  |  |
| 7 N Texas                 |   |               |       | 50 66     | 107 H TCU        |                 |       |            | 44 70 |                |       |                          |   |           |       |     |   |                |       |  |  |
| 107 N TCU                 |   |               |       | 81 64     | 49 A Kansas St.  |                 |       |            | 67 81 |                |       |                          |   |           |       |     |   |                |       |  |  |
| 107 A TCU                 |   |               |       | 52 55     | 2 A Baylor       |                 |       |            | 49 81 |                |       |                          |   |           |       |     |   |                |       |  |  |
| 138 H Texas Tech          |   |               |       | 58 69     | 128 H Iowa St.   |                 |       |            | 53 63 |                |       |                          |   |           |       |     |   |                |       |  |  |
| 30 A Oklahoma St.         |   |               |       | 49 71     | 138 A Texas Tech |                 |       |            | 44 54 |                |       |                          |   |           |       |     |   |                |       |  |  |
| 29 H Oklahoma             |   |               |       | 66 72     | 7 A Texas        |                 |       |            | 46 70 |                |       |                          |   |           |       |     |   |                |       |  |  |

Non-Div I Games:

Kansas

Loss, Non-Conf, S Site, H Home A Away N Neutral

|                   |          |           |                |            |             |               |      |      |       |           |
|-------------------|----------|-----------|----------------|------------|-------------|---------------|------|------|-------|-----------|
| Average RPI Win:  | 156      | WON-LOST  | WINNING        | LAST 10    | STRENGTH OF | OPP. STRENGTH | TEAM | ADJ. | CONF. | ADJ CONF. |
| Average RPI Loss: | 32       | RECORD    | PCT. RANK      | GAMES      | SCHEDULE    | OF SCHEDULE   | RPI  | RPI  | RPI   | RPI       |
| DIV. I ONLY       | 18- 12   | 113       | 4- 6           | 14         | 53          | 49            | 49   | 3    | 3     |           |
| DIV. I NON-CONF.  | 10- 1    | 19        | 0- 0           | 50         | 273         | 12            | 12   | 3    | 3     |           |
| TOTALS            | RPI 1-25 | RPI 26-50 | W-L RECORDS    | RPI 51-100 | RPI 101-150 | RPI 150+      |      |      |       |           |
| 18- 12            | 0- 8     | 2- 2      | OVERALL        | 2- 0       | 5- 2        | 9- 0          |      |      |       |           |
| 13- 4             | 0- 3     | 2- 0      | HOME           | 2- 0       | 3- 1        | 6- 0          |      |      |       |           |
| 5- 7              | 0- 4     | 0- 2      | AWAY           | 0- 0       | 2- 1        | 3- 0          |      |      |       |           |
| 0- 1              | 0- 1     | 0- 0      | NEUTRAL        | 0- 0       | 0- 0        | 0- 0          |      |      |       |           |
| 10- 1             | 0- 1     | 0- 0      | NON-CONFERENCE | 2- 0       | 1- 0        | 7- 0          |      |      |       |           |
| 8- 0              | 0- 0     | 0- 0      | HOME           | 2- 0       | 1- 0        | 5- 0          |      |      |       |           |
| 2- 1              | 0- 1     | 0- 0      | AWAY           | 0- 0       | 0- 0        | 2- 0          |      |      |       |           |
| 0- 0              | 0- 0     | 0- 0      | NEUTRAL        | 0- 0       | 0- 0        | 0- 0          |      |      |       |           |
| 8- 11             | 0- 7     | 2- 2      | CONFERENCE     | 0- 0       | 4- 2        | 2- 0          |      |      |       |           |
| 5- 4              | 0- 3     | 2- 0      | HOME           | 0- 0       | 2- 1        | 1- 0          |      |      |       |           |
| 3- 6              | 0- 3     | 0- 2      | AWAY           | 0- 0       | 2- 1        | 1- 0          |      |      |       |           |
| 0- 1              | 0- 1     | 0- 0      | NEUTRAL        | 0- 0       | 0- 0        | 0- 0          |      |      |       |           |

| RPI 1-25                  |   |               |       | RPI 26-50 |   |               |       | Team's RPI: 49 | RPI 51-100 |   |                   |       | RPI 101+ |   |                 |        |
|---------------------------|---|---------------|-------|-----------|---|---------------|-------|----------------|------------|---|-------------------|-------|----------|---|-----------------|--------|
| RPI                       | S | Opponent      | Score | RPI       | S | Opponent      | Score |                | RPI        | S | Opponent          | Score | RPI      | S | Opponent        | Score  |
| 2                         | A | Baylor        | 52 87 | 29        | A | Oklahoma      | 58 68 |                | 61         | H | South Dakota      | 84 81 | 107      | A | TCU             | 73 87  |
| 2                         | H | Baylor        | 52 63 | 29        | H | Oklahoma      | 87 71 |                | 76         | H | Abilene Christian | 76 45 | 107      | H | TCU             | 58 49  |
| 3                         | A | UConn         | 57 97 | 30        | A | Oklahoma St.  | 51 59 |                |            |   |                   |       | 128      | A | Iowa St.        | 68 53  |
| 7                         | A | Texas         | 51 58 | 30        | H | Oklahoma St.  | 47 44 |                |            |   |                   |       | 128      | H | Iowa St.        | 79 84  |
| 7                         | H | Texas         | 51 66 |           |   |               |       |                |            |   |                   |       | 138      | A | Texas Tech      | 65 53  |
| 22                        | A | West Virginia | 44 64 |           |   |               |       |                |            |   |                   |       | 138      | H | Texas Tech      | 65 53  |
| 22                        | H | West Virginia | 53 72 |           |   |               |       |                |            |   |                   |       | 146      | H | UT Arlington    | 61 41  |
| 22                        | N | West Virginia | 65 74 |           |   |               |       |                |            |   |                   |       | 155      | H | Southern U.     | 59 47  |
|                           |   |               |       |           |   |               |       |                |            |   |                   |       | 164      | H | Fla. Atlantic   | 102 53 |
|                           |   |               |       |           |   |               |       |                |            |   |                   |       | 191      | H | UTRGV           | 61 43  |
|                           |   |               |       |           |   |               |       |                |            |   |                   |       | 193      | A | Tulsa           | 75 67  |
|                           |   |               |       |           |   |               |       |                |            |   |                   |       | 220      | A | Kansas          | 59 46  |
|                           |   |               |       |           |   |               |       |                |            |   |                   |       | 220      | H | Kansas          | 81 67  |
|                           |   |               |       |           |   |               |       |                |            |   |                   |       | 236      | H | Western Ill.    | 84 45  |
|                           |   |               |       |           |   |               |       |                |            |   |                   |       | 237      | H | Sam Houston St. | 78 50  |
|                           |   |               |       |           |   |               |       |                |            |   |                   |       | 344      | A | Chicago St.     | 63 54  |
| LAST 12 Division I GAMES: |   |               |       |           |   |               |       |                |            |   |                   |       |          |   |                 |        |
| 22                        | N | West Virginia | 65 74 | 220       | H | Kansas        | 81 67 |                |            |   |                   |       |          |   |                 |        |
| 30                        | A | Oklahoma St.  | 51 59 | 29        | H | Oklahoma      | 87 71 |                |            |   |                   |       |          |   |                 |        |
| 2                         | H | Baylor        | 52 63 | 22        | A | West Virginia | 44 64 |                |            |   |                   |       |          |   |                 |        |
| 128                       | A | Iowa St.      | 68 53 | 2         | A | Baylor        | 52 87 |                |            |   |                   |       |          |   |                 |        |
| 138                       | H | Texas Tech    | 65 53 | 7         | H | Texas         | 51 66 |                |            |   |                   |       |          |   |                 |        |
| 7                         | A | Texas         | 51 58 | 138       | A | Texas Tech    | 65 53 |                |            |   |                   |       |          |   |                 |        |

Non-Div I Games:

Kansas St.

■ Loss, 
 ■ Non-Conf, 
 ■ S Site, 
 ■ Home 
 ■ A Away 
 N Neutral

|                       |  |          |  |           |  |                |  |            |  |             |  |               |  |      |  |      |  |       |  |           |  |
|-----------------------|--|----------|--|-----------|--|----------------|--|------------|--|-------------|--|---------------|--|------|--|------|--|-------|--|-----------|--|
| Average RPI Win: 311  |  |          |  | WON-LOST  |  | WINNING        |  | LAST 10    |  | STRENGTH OF |  | OPP. STRENGTH |  | TEAM |  | ADJ. |  | CONF. |  | ADJ CONF. |  |
| Average RPI Loss: 183 |  |          |  | RECORD    |  | PCT. RANK      |  | GAMES      |  | SCHEDULE    |  | OF SCHEDULE   |  | RPI  |  | RPI  |  | RPI   |  | RPI       |  |
| DIV. I ONLY           |  |          |  | 10- 19    |  | 258            |  | 4- 6       |  | 287         |  | 320           |  | 286  |  | 286  |  | 29    |  | 29        |  |
| DIV. I NON-CONF.      |  |          |  | 4- 10     |  | 253            |  | 0- 0       |  | 272         |  | 331           |  | 311  |  | 311  |  | 28    |  | 28        |  |
| TOTALS                |  | RPI 1-25 |  | RPI 26-50 |  | W-L RECORDS    |  | RPI 51-100 |  | RPI 101-150 |  | RPI 150+      |  |      |  |      |  |       |  |           |  |
| 10- 19                |  | 0- 1     |  | 0- 1      |  | OVERALL        |  | 0- 2       |  | 0- 1        |  | 10- 14        |  |      |  |      |  |       |  |           |  |
| 7- 6                  |  | 0- 0     |  | 0- 0      |  | HOME           |  | 0- 1       |  | 0- 1        |  | 7- 4          |  |      |  |      |  |       |  |           |  |
| 3- 13                 |  | 0- 1     |  | 0- 1      |  | AWAY           |  | 0- 1       |  | 0- 0        |  | 3- 10         |  |      |  |      |  |       |  |           |  |
| 0- 0                  |  | 0- 0     |  | 0- 0      |  | NEUTRAL        |  | 0- 0       |  | 0- 0        |  | 0- 0          |  |      |  |      |  |       |  |           |  |
| 4- 10                 |  | 0- 1     |  | 0- 1      |  | NON-CONFERENCE |  | 0- 0       |  | 0- 1        |  | 4- 7          |  |      |  |      |  |       |  |           |  |
| 4- 2                  |  | 0- 0     |  | 0- 0      |  | HOME           |  | 0- 0       |  | 0- 1        |  | 4- 1          |  |      |  |      |  |       |  |           |  |
| 0- 8                  |  | 0- 1     |  | 0- 1      |  | AWAY           |  | 0- 0       |  | 0- 0        |  | 0- 6          |  |      |  |      |  |       |  |           |  |
| 0- 0                  |  | 0- 0     |  | 0- 0      |  | NEUTRAL        |  | 0- 0       |  | 0- 0        |  | 0- 0          |  |      |  |      |  |       |  |           |  |
| 6- 9                  |  | 0- 0     |  | 0- 0      |  | CONFERENCE     |  | 0- 2       |  | 0- 0        |  | 6- 7          |  |      |  |      |  |       |  |           |  |
| 3- 4                  |  | 0- 0     |  | 0- 0      |  | HOME           |  | 0- 1       |  | 0- 0        |  | 3- 3          |  |      |  |      |  |       |  |           |  |
| 3- 5                  |  | 0- 0     |  | 0- 0      |  | AWAY           |  | 0- 1       |  | 0- 0        |  | 3- 4          |  |      |  |      |  |       |  |           |  |
| 0- 0                  |  | 0- 0     |  | 0- 0      |  | NEUTRAL        |  | 0- 0       |  | 0- 0        |  | 0- 0          |  |      |  |      |  |       |  |           |  |

| RPI 1-25                  |   |                  |       |    |                         |
|---------------------------|---|------------------|-------|----|-------------------------|
| RPI                       | S | Opponent         | Score |    |                         |
| 23                        | A | Florida          | 57    | 84 |                         |
| RPI 26-50                 |   |                  |       |    |                         |
| RPI                       | S | Opponent         | Score |    |                         |
| 38                        | A | Georgia          | 34    | 89 |                         |
| RPI 51-100                |   |                  |       |    |                         |
| RPI                       | S | Opponent         | Score |    |                         |
| 67                        | A | FGCU             | 41    | 63 |                         |
| 67                        | H | FGCU             | 47    | 78 |                         |
| RPI 101+                  |   |                  |       |    |                         |
| RPI                       | S | Opponent         | Score |    |                         |
| 114                       | H | Mercer           | 61    | 72 |                         |
| 152                       | A | Jacksonville     | 63    | 78 |                         |
| 152                       | H | Jacksonville     | 42    | 67 |                         |
| 170                       | A | Xavier           | 59    | 62 |                         |
| 194                       | A | Stetson          | 62    | 77 |                         |
| 194                       | A | Stetson          | 56    | 74 |                         |
| 194                       | H | Stetson          | 54    | 57 |                         |
| 206                       | A | Gardner-Webb     | 56    | 70 |                         |
| 208                       | H | Presbyterian     | 49    | 47 |                         |
| 211                       | A | USC Upstate      | 57    | 66 |                         |
| 211                       | H | USC Upstate      | 53    | 61 |                         |
| 270                       | H | Austin Peay      | 73    | 65 |                         |
| 272                       | H | Georgia St.      | 62    | 66 |                         |
| 297                       | A | Florida A&M      | 67    | 69 |                         |
| 298                       | A | Jacksonville St. | 52    | 61 |                         |
| 300                       | H | Western Caro.    | 65    | 53 |                         |
| 305                       | A | Wofford          | 59    | 70 |                         |
| 306                       | A | Morehead St.     | 77    | 83 |                         |
| 327                       | A | North Florida    | 70    | 55 |                         |
| 327                       | H | North Florida    | 76    | 54 |                         |
| 331                       | H | New Orleans      | 60    | 53 |                         |
| 333                       | A | Lipscomb         | 68    | 64 |                         |
| 333                       | H | Lipscomb         | 55    | 54 |                         |
| 342                       | A | NJIT             | 82    | 77 |                         |
| 342                       | H | NJIT             | 64    | 48 |                         |
| Team's RPI: 286           |   |                  |       |    |                         |
| LAST 12 Division I GAMES: |   |                  |       |    |                         |
| 194                       | A | Stetson          | 56    | 74 | 211 H USC Upstate 53 61 |
| 333                       | A | Lipscomb         | 68    | 64 | 342 A NJIT 82 77        |
| 194                       | A | Stetson          | 62    | 77 | 211 A USC Upstate 57 66 |
| 67                        | A | FGCU             | 41    | 63 | 342 H NJIT 64 48        |
| 327                       | H | North Florida    | 76    | 54 | 67 H FGCU 47 78         |
| 152                       | H | Jacksonville     | 42    | 67 | 194 H Stetson 54 57     |

|                  |             |    |    |
|------------------|-------------|----|----|
| Non-Div I Games: | Thomas (GA) | 70 | 41 |
|------------------|-------------|----|----|

Kennesaw St.

Loss, Non-Conf, S Site, H Home A Away N Neutral

|                   |          |           |                |            |             |               |      |      |       |           |
|-------------------|----------|-----------|----------------|------------|-------------|---------------|------|------|-------|-----------|
| Kent St.          |          |           |                |            |             |               |      |      |       |           |
| Average RPI Win:  | 243      | WON-LOST  | WINNING        | LAST 10    | STRENGTH OF | OPP. STRENGTH | TEAM | ADJ. | CONF. | ADJ CONF. |
| Average RPI Loss: | 153      | RECORD    | PCT. RANK      | GAMES      | SCHEDULE    | OF SCHEDULE   | RPI  | RPI  | RPI   | RPI       |
| DIV. I ONLY       | 5- 23    | 318       | 2- 8           | 191        | 155         | 318           | 318  | 11   | 11    |           |
| DIV. I NON-CONF.  | 2- 7     | 280       | 0- 0           | 327        | 252         | 343           | 343  | 13   | 13    |           |
| -----             |          |           |                |            |             |               |      |      |       |           |
| TOTALS            | RPI 1-25 | RPI 26-50 | W-L RECORDS    | RPI 51-100 | RPI 101-150 | RPI 150+      |      |      |       |           |
| 5- 23             | 0- 0     | 0- 2      | OVERALL        | 1- 4       | 0- 10       | 4- 7          |      |      |       |           |
| 5- 10             | 0- 0     | 0- 1      | HOME           | 1- 1       | 0- 5        | 4- 3          |      |      |       |           |
| 0- 13             | 0- 0     | 0- 1      | AWAY           | 0- 3       | 0- 5        | 0- 4          |      |      |       |           |
| 0- 0              | 0- 0     | 0- 0      | NEUTRAL        | 0- 0       | 0- 0        | 0- 0          |      |      |       |           |
| 2- 7              | 0- 0     | 0- 0      | NON-CONFERENCE | 0- 1       | 0- 2        | 2- 4          |      |      |       |           |
| 2- 4              | 0- 0     | 0- 0      | HOME           | 0- 1       | 0- 1        | 2- 2          |      |      |       |           |
| 0- 3              | 0- 0     | 0- 0      | AWAY           | 0- 0       | 0- 1        | 0- 2          |      |      |       |           |
| 0- 0              | 0- 0     | 0- 0      | NEUTRAL        | 0- 0       | 0- 0        | 0- 0          |      |      |       |           |
| 3- 16             | 0- 0     | 0- 2      | CONFERENCE     | 1- 3       | 0- 8        | 2- 3          |      |      |       |           |
| 3- 6              | 0- 0     | 0- 1      | HOME           | 1- 0       | 0- 4        | 2- 1          |      |      |       |           |
| 0- 10             | 0- 0     | 0- 1      | AWAY           | 0- 3       | 0- 4        | 0- 2          |      |      |       |           |
| 0- 0              | 0- 0     | 0- 0      | NEUTRAL        | 0- 0       | 0- 0        | 0- 0          |      |      |       |           |

| RPI 1-25                  |   |          |       | RPI 26-50 |   |               |       | RPI 51-100 |   |               |       | RPI 101+ |   |                  |       | Team's RPI: 318 |  |
|---------------------------|---|----------|-------|-----------|---|---------------|-------|------------|---|---------------|-------|----------|---|------------------|-------|-----------------|--|
| RPI                       | S | Opponent | Score | RPI       | S | Opponent      | Score | RPI        | S | Opponent      | Score | RPI      | S | Opponent         | Score |                 |  |
|                           |   |          |       | 42        | A | Ohio          | 52 86 | 56         | H | Ball St.      | 59 50 | 103      | H | Wright St.       | 68 73 |                 |  |
|                           |   |          |       | 42        | H | Ohio          | 54 93 | 69         | A | Central Mich. | 61 81 | 105      | A | Toledo           | 67 73 |                 |  |
|                           |   |          |       |           |   |               |       | 81         | H | Minnesota     | 73 85 | 105      | H | Toledo           | 64 67 |                 |  |
|                           |   |          |       |           |   |               |       | 88         | A | Eastern Mich. | 60 73 | 123      | A | Akron            | 66 78 |                 |  |
|                           |   |          |       |           |   |               |       | 88         | A | Eastern Mich. | 51 72 | 123      | H | Akron            | 60 70 |                 |  |
|                           |   |          |       |           |   |               |       |            |   |               |       | 126      | A | Youngstown St.   | 61 91 |                 |  |
|                           |   |          |       |           |   |               |       |            |   |               |       | 130      | A | Buffalo          | 47 63 |                 |  |
|                           |   |          |       |           |   |               |       |            |   |               |       | 130      | H | Buffalo          | 66 77 |                 |  |
|                           |   |          |       |           |   |               |       |            |   |               |       | 141      | A | Western Mich.    | 52 73 |                 |  |
|                           |   |          |       |           |   |               |       |            |   |               |       | 141      | H | Western Mich.    | 53 65 |                 |  |
|                           |   |          |       |           |   |               |       |            |   |               |       | 205      | H | Brown            | 57 62 |                 |  |
|                           |   |          |       |           |   |               |       |            |   |               |       | 259      | A | Bowling Green    | 49 71 |                 |  |
|                           |   |          |       |           |   |               |       |            |   |               |       | 259      | H | Bowling Green    | 55 65 |                 |  |
|                           |   |          |       |           |   |               |       |            |   |               |       | 260      | H | Northern Ill.    | 95 85 |                 |  |
|                           |   |          |       |           |   |               |       |            |   |               |       | 262      | H | Cleveland St.    | 49 60 |                 |  |
|                           |   |          |       |           |   |               |       |            |   |               |       | 282      | A | Miami (OH)       | 52 55 |                 |  |
|                           |   |          |       |           |   |               |       |            |   |               |       | 282      | H | Miami (OH)       | 59 53 |                 |  |
|                           |   |          |       |           |   |               |       |            |   |               |       | 292      | H | Colgate          | 76 71 |                 |  |
|                           |   |          |       |           |   |               |       |            |   |               |       | 303      | A | Bradley          | 60 68 |                 |  |
|                           |   |          |       |           |   |               |       |            |   |               |       | 315      | A | IPFW             | 68 86 |                 |  |
|                           |   |          |       |           |   |               |       |            |   |               |       | 323      | H | North Dakota St. | 75 54 |                 |  |
| LAST 12 Division I GAMES: |   |          |       |           |   |               |       |            |   |               |       |          |   |                  |       |                 |  |
|                           |   |          |       | 88        | A | Eastern Mich. | 60 73 | 123        | A | Akron         | 66 78 |          |   |                  |       |                 |  |
|                           |   |          |       | 130       | A | Buffalo       | 47 63 | 56         | H | Ball St.      | 59 50 |          |   |                  |       |                 |  |
|                           |   |          |       | 282       | H | Miami (OH)    | 59 53 | 105        | H | Toledo        | 64 67 |          |   |                  |       |                 |  |
|                           |   |          |       | 123       | H | Akron         | 60 70 | 282        | A | Miami (OH)    | 52 55 |          |   |                  |       |                 |  |
|                           |   |          |       | 42        | A | Ohio          | 52 86 | 141        | H | Western Mich. | 53 65 |          |   |                  |       |                 |  |
|                           |   |          |       | 259       | H | Bowling Green | 55 65 | 260        | H | Northern Ill. | 95 85 |          |   |                  |       |                 |  |

Non-Div I Games: Malone 73 59

Kent St.

■ Loss, 
 ■ Non-Conf, 
 ■ S Site, 
 ■ H Home 
 ■ A Away 
 N Neutral

## Kentucky

Through Games Of March 7, 2016

|                   |          |           |                |            |             |               |      |      |       |           |
|-------------------|----------|-----------|----------------|------------|-------------|---------------|------|------|-------|-----------|
| Average RPI Win:  | 110      | WON-LOST  | WINNING        | LAST 10    | STRENGTH OF | OPP. STRENGTH | TEAM | ADJ. | CONF. | ADJ CONF. |
| Average RPI Loss: | 49       | RECORD    | PCT. RANK      | GAMES      | SCHEDULE    | OF SCHEDULE   | RPI  | RPI  | RPI   | RPI       |
| DIV. I ONLY       | 23- 7    | 39        | 8- 2           | 12         | 15          | 12            | 12   | 2    | 2     |           |
| DIV. I NON-CONF.  | 11- 0    | 1         | 0- 0           | 108        | 74          | 9             | 9    | 2    | 2     |           |
| TOTALS            | RPI 1-25 | RPI 26-50 | W-L RECORDS    | RPI 51-100 | RPI 101-150 | RPI 150+      |      |      |       |           |
| 23- 7             | 5- 4     | 4- 0      | OVERALL        | 4- 2       | 4- 0        | 6- 1          |      |      |       |           |
| 14- 2             | 1- 1     | 3- 0      | HOME           | 2- 1       | 2- 0        | 6- 0          |      |      |       |           |
| 7- 4              | 3- 2     | 1- 0      | AWAY           | 2- 1       | 1- 0        | 0- 1          |      |      |       |           |
| 2- 1              | 1- 1     | 0- 0      | NEUTRAL        | 0- 0       | 1- 0        | 0- 0          |      |      |       |           |
| 11- 0             | 2- 0     | 1- 0      | NON-CONFERENCE | 2- 0       | 1- 0        | 5- 0          |      |      |       |           |
| 8- 0              | 1- 0     | 1- 0      | HOME           | 1- 0       | 0- 0        | 5- 0          |      |      |       |           |
| 3- 0              | 1- 0     | 0- 0      | AWAY           | 1- 0       | 1- 0        | 0- 0          |      |      |       |           |
| 0- 0              | 0- 0     | 0- 0      | NEUTRAL        | 0- 0       | 0- 0        | 0- 0          |      |      |       |           |
| 12- 7             | 3- 4     | 3- 0      | CONFERENCE     | 2- 2       | 3- 0        | 1- 1          |      |      |       |           |
| 6- 2              | 0- 1     | 2- 0      | HOME           | 1- 1       | 2- 0        | 1- 0          |      |      |       |           |
| 4- 4              | 2- 2     | 1- 0      | AWAY           | 1- 1       | 0- 0        | 0- 1          |      |      |       |           |
| 2- 1              | 1- 1     | 0- 0      | NEUTRAL        | 0- 0       | 1- 0        | 0- 0          |      |      |       |           |

| RPI                       | S | Opponent           | Score | RPI | S | Opponent             | Score | RPI | S | Opponent      | Score | RPI | S | Opponent      | Score  |
|---------------------------|---|--------------------|-------|-----|---|----------------------|-------|-----|---|---------------|-------|-----|---|---------------|--------|
| 4                         | A | South Carolina     | 68 78 | 27  | H | Tennessee            | 64 63 | 57  | A | Auburn        | 61 66 | 121 | H | LSU           | 70 58  |
| 4                         | H | South Carolina     | 62 73 | 38  | A | Georgia              | 64 53 | 57  | H | Auburn        | 54 47 | 121 | N | LSU           | 79 71  |
| 4                         | N | South Carolina     | 63 93 | 45  | H | Missouri             | 69 59 | 66  | A | Middle Tenn.  | 68 52 | 140 | H | Arkansas      | 77 63  |
| 11                        | A | Arizona St.        | 68 64 | 47  | H | Duke                 | 71 61 | 74  | A | Vanderbilt    | 71 55 | 150 | A | Northern Ky.  | 84 65  |
| 15                        | H | Louisville         | 72 54 |     |   |                      |       | 74  | H | Vanderbilt    | 69 71 | 160 | H | Alabama       | 73 48  |
| 19                        | A | Texas A&M          | 71 58 |     |   |                      |       | 88  | H | Eastern Mich. | 89 67 | 176 | A | Ole Miss      | 65 73  |
| 21                        | A | Mississippi St.    | 83 60 |     |   |                      |       |     |   |               |       | 201 | H | Colorado      | 86 61  |
| 23                        | A | Florida            | 79 85 |     |   |                      |       |     |   |               |       | 233 | H | Rice          | 72 39  |
| 23                        | N | Florida            | 92 69 |     |   |                      |       |     |   |               |       | 257 | H | Tennessee St. | 81 39  |
|                           |   |                    |       |     |   |                      |       |     |   |               |       | 306 | H | Morehead St.  | 112 57 |
|                           |   |                    |       |     |   |                      |       |     |   |               |       | 308 | H | Jackson St.   | 92 24  |
| LAST 12 Division I GAMES: |   |                    |       |     |   |                      |       |     |   |               |       |     |   |               |        |
|                           |   | 4 N South Carolina | 63 93 |     |   | 21 A Mississippi St. | 83 60 |     |   |               |       |     |   |               |        |
|                           |   | 23 N Florida       | 92 69 |     |   | 74 A Vanderbilt      | 71 55 |     |   |               |       |     |   |               |        |
|                           |   | 121 N LSU          | 79 71 |     |   | 121 H LSU            | 70 58 |     |   |               |       |     |   |               |        |
|                           |   | 19 A Texas A&M     | 71 58 |     |   | 4 A South Carolina   | 68 78 |     |   |               |       |     |   |               |        |
|                           |   | 45 H Missouri      | 69 59 |     |   | 23 A Florida         | 79 85 |     |   |               |       |     |   |               |        |
|                           |   | 140 H Arkansas     | 77 63 |     |   | 74 H Vanderbilt      | 69 71 |     |   |               |       |     |   |               |        |

Non-Div I Games:

Kentucky

■ Loss, 
 ■ Non-Conf, S Site, 
 ■ Home 
 ■ Away 
 N Neutral



|                   |          |           |                |            |             |               |      |      |       |           |
|-------------------|----------|-----------|----------------|------------|-------------|---------------|------|------|-------|-----------|
| Average RPI Win:  | 312      | WON-LOST  | WINNING        | LAST 10    | STRENGTH OF | OPP. STRENGTH | TEAM | ADJ. | CONF. | ADJ CONF. |
| Average RPI Loss: | 233      | RECORD    | PCT. RANK      | GAMES      | SCHEDULE    | OF SCHEDULE   | RPI  | RPI  | RPI   | RPI       |
| DIV. I ONLY       | 9- 21    | 278       | 3- 7           | 338        | 342         | 324           | 324  | 30   | 30    |           |
| DIV. I NON-CONF.  | 2- 9     | 296       | 0- 0           | 321        | 301         | 332           | 332  | 32   | 32    |           |
| TOTALS            | RPI 1-25 | RPI 26-50 | W-L RECORDS    | RPI 51-100 | RPI 101-150 | RPI 150+      |      |      |       |           |
| 9- 21             | 0- 1     | 0- 0      | OVERALL        | 0- 0       | 0- 1        | 9- 19         |      |      |       |           |
| 3- 11             | 0- 1     | 0- 0      | HOME           | 0- 0       | 0- 0        | 3- 10         |      |      |       |           |
| 6- 8              | 0- 0     | 0- 0      | AWAY           | 0- 0       | 0- 1        | 6- 7          |      |      |       |           |
| 0- 2              | 0- 0     | 0- 0      | NEUTRAL        | 0- 0       | 0- 0        | 0- 2          |      |      |       |           |
| 2- 9              | 0- 1     | 0- 0      | NON-CONFERENCE | 0- 0       | 0- 1        | 2- 7          |      |      |       |           |
| 0- 5              | 0- 1     | 0- 0      | HOME           | 0- 0       | 0- 0        | 0- 4          |      |      |       |           |
| 2- 2              | 0- 0     | 0- 0      | AWAY           | 0- 0       | 0- 1        | 2- 1          |      |      |       |           |
| 0- 2              | 0- 0     | 0- 0      | NEUTRAL        | 0- 0       | 0- 0        | 0- 2          |      |      |       |           |
| 7- 12             | 0- 0     | 0- 0      | CONFERENCE     | 0- 0       | 0- 0        | 7- 12         |      |      |       |           |
| 3- 6              | 0- 0     | 0- 0      | HOME           | 0- 0       | 0- 0        | 3- 6          |      |      |       |           |
| 4- 6              | 0- 0     | 0- 0      | AWAY           | 0- 0       | 0- 0        | 4- 6          |      |      |       |           |
| 0- 0              | 0- 0     | 0- 0      | NEUTRAL        | 0- 0       | 0- 0        | 0- 0          |      |      |       |           |

[illegible]

Non-Div I Games:

LIU Brooklyn

Loss, Non-Conf, S Site, H Home A Away N Neutral

| RPI | S | Opponent | Score |    |
|-----|---|----------|-------|----|
| 342 | H | NJIT     | 44    | 53 |
| 345 | A | Wagner   | 73    | 63 |
| 345 | H | Wagner   | 71    | 66 |

LIU Brooklyn

LIU  
Brooklyn

LIU  
Brooklyn

|                   |          |           |                |            |             |               |      |      |       |           |
|-------------------|----------|-----------|----------------|------------|-------------|---------------|------|------|-------|-----------|
| Average RPI Win:  | 157      | WON-LOST  | WINNING        | LAST 10    | STRENGTH OF | OPP. STRENGTH | TEAM | ADJ. | CONF. | ADJ CONF. |
| Average RPI Loss: | 55       | RECORD    | PCT. RANK      | GAMES      | SCHEDULE    | OF SCHEDULE   | RPI  | RPI  | RPI   | RPI       |
| DIV. I ONLY       | 10- 21   | 269       | 2- 8           | 4          | 52          | 121           | 121  | 2    | 2     |           |
| DIV. I NON-CONF.  | 6- 7     | 176       | 0- 0           | 21         | 183         | 111           | 111  | 2    | 2     |           |
| TOTALS            | RPI 1-25 | RPI 26-50 | W-L RECORDS    | RPI 51-100 | RPI 101-150 | RPI 150+      |      |      |       |           |
| 10- 21            | 0- 9     | 2- 2      | OVERALL        | 0- 6       | 2- 3        | 6- 1          |      |      |       |           |
| 6- 7              | 0- 3     | 1- 1      | HOME           | 0- 1       | 1- 2        | 4- 0          |      |      |       |           |
| 2- 11             | 0- 5     | 1- 1      | AWAY           | 0- 3       | 1- 1        | 0- 1          |      |      |       |           |
| 2- 3              | 0- 1     | 0- 0      | NEUTRAL        | 0- 2       | 0- 0        | 2- 0          |      |      |       |           |
| 6- 7              | 0- 1     | 0- 0      | NON-CONFERENCE | 0- 4       | 2- 2        | 4- 0          |      |      |       |           |
| 4- 1              | 0- 0     | 0- 0      | HOME           | 0- 0       | 1- 1        | 3- 0          |      |      |       |           |
| 1- 4              | 0- 1     | 0- 0      | AWAY           | 0- 2       | 1- 1        | 0- 0          |      |      |       |           |
| 1- 2              | 0- 0     | 0- 0      | NEUTRAL        | 0- 2       | 0- 0        | 1- 0          |      |      |       |           |
| 4- 14             | 0- 8     | 2- 2      | CONFERENCE     | 0- 2       | 0- 1        | 2- 1          |      |      |       |           |
| 2- 6              | 0- 3     | 1- 1      | HOME           | 0- 1       | 0- 1        | 1- 0          |      |      |       |           |
| 1- 7              | 0- 4     | 1- 1      | AWAY           | 0- 1       | 0- 0        | 0- 1          |      |      |       |           |
| 1- 1              | 0- 1     | 0- 0      | NEUTRAL        | 0- 0       | 0- 0        | 1- 0          |      |      |       |           |

| RPI                       | S | Opponent        | Score | RPI | S | Opponent        | Score | RPI | S | Opponent   | Score | RPI | S | Opponent         | Score | Team's RPI: 121 |
|---------------------------|---|-----------------|-------|-----|---|-----------------|-------|-----|---|------------|-------|-----|---|------------------|-------|-----------------|
| 3                         | A | UConn           | 40 86 | 27  | H | Tennessee       | 57 56 | 51  | A | Rutgers    | 57 69 | 104 | A | Little Rock      | 57 51 |                 |
| 4                         | A | South Carolina  | 39 75 | 38  | A | Georgia         | 53 46 | 57  | H | Auburn     | 53 63 | 112 | H | Samford          | 44 47 |                 |
| 12                        | A | Kentucky        | 58 70 | 38  | H | Georgia         | 47 58 | 63  | N | Maine      | 41 52 | 129 | H | Long Beach St.   | 59 53 |                 |
| 12                        | N | Kentucky        | 71 79 | 45  | A | Missouri        | 46 52 | 64  | N | Purdue     | 52 69 | 139 | A | Wake Forest      | 57 60 |                 |
| 19                        | A | Texas A&M       | 54 68 |     |   |                 |       | 73  | A | Tulane     | 63 67 | 140 | H | Arkansas         | 44 48 |                 |
| 19                        | H | Texas A&M       | 35 53 |     |   |                 |       | 74  | A | Vanderbilt | 42 58 | 159 | N | Marist           | 72 49 |                 |
| 21                        | H | Mississippi St. | 52 71 |     |   |                 |       |     |   |            |       | 160 | A | Alabama          | 45 62 |                 |
| 23                        | A | Florida         | 45 53 |     |   |                 |       |     |   |            |       | 160 | N | Alabama          | 58 49 |                 |
| 23                        | H | Florida         | 56 82 |     |   |                 |       |     |   |            |       | 176 | H | Ole Miss         | 76 57 |                 |
|                           |   |                 |       |     |   |                 |       |     |   |            |       | 234 | H | Texas Southern   | 86 36 |                 |
|                           |   |                 |       |     |   |                 |       |     |   |            |       | 268 | H | UC Santa Barbara | 68 50 |                 |
|                           |   |                 |       |     |   |                 |       |     |   |            |       | 274 | H | La.-Monroe       | 61 54 |                 |
| LAST 12 Division I GAMES: |   |                 |       |     |   |                 |       |     |   |            |       |     |   |                  |       |                 |
| 12                        | N | Kentucky        | 71 79 | 38  | H | Georgia         | 47 58 |     |   |            |       |     |   |                  |       |                 |
| 160                       | N | Alabama         | 58 49 | 12  | A | Kentucky        | 58 70 |     |   |            |       |     |   |                  |       |                 |
| 4                         | A | South Carolina  | 39 75 | 21  | H | Mississippi St. | 52 71 |     |   |            |       |     |   |                  |       |                 |
| 23                        | H | Florida         | 56 82 | 57  | H | Auburn          | 53 63 |     |   |            |       |     |   |                  |       |                 |
| 27                        | H | Tennessee       | 57 56 | 45  | A | Missouri        | 46 52 |     |   |            |       |     |   |                  |       |                 |
| 19                        | A | Texas A&M       | 54 68 | 38  | A | Georgia         | 53 46 |     |   |            |       |     |   |                  |       |                 |

Non-Div I Games:

LSU

■ Loss, 
■ Non-Conf, 
■ S Site, 
■ H Home 
■ A Away 
N Neutral

|                   |          |           |                |            |             |               |      |      |       |           |
|-------------------|----------|-----------|----------------|------------|-------------|---------------|------|------|-------|-----------|
| Average RPI Win:  | 251      | WON-LOST  | WINNING        | LAST 10    | STRENGTH OF | OPP. STRENGTH | TEAM | ADJ. | CONF. | ADJ CONF. |
| Average RPI Loss: | 132      | RECORD    | PCT. RANK      | GAMES      | SCHEDULE    | OF SCHEDULE   | RPI  | RPI  | RPI   | RPI       |
| DIV. I ONLY       | 5- 25    | 322       | 2- 8           | 127        | 129         | 280           | 280  | 7    | 7     |           |
| DIV. I NON-CONF.  | 3- 10    | 277       | 0- 0           | 140        | 278         | 243           | 243  | 8    | 8     |           |
| TOTALS            | RPI 1-25 | RPI 26-50 | W-L RECORDS    | RPI 51-100 | RPI 101-150 | RPI 150+      |      |      |       |           |
| 5- 25             | 0- 2     | 0- 3      | OVERALL        | 0- 5       | 1- 3        | 4- 12         |      |      |       |           |
| 2- 11             | 0- 0     | 0- 2      | HOME           | 0- 4       | 1- 0        | 1- 5          |      |      |       |           |
| 2- 12             | 0- 2     | 0- 1      | AWAY           | 0- 1       | 0- 2        | 2- 6          |      |      |       |           |
| 1- 2              | 0- 0     | 0- 0      | NEUTRAL        | 0- 0       | 0- 1        | 1- 1          |      |      |       |           |
| 3- 10             | 0- 0     | 0- 2      | NON-CONFERENCE | 0- 2       | 0- 2        | 3- 4          |      |      |       |           |
| 0- 5              | 0- 0     | 0- 1      | HOME           | 0- 2       | 0- 0        | 0- 2          |      |      |       |           |
| 2- 4              | 0- 0     | 0- 1      | AWAY           | 0- 0       | 0- 1        | 2- 2          |      |      |       |           |
| 1- 1              | 0- 0     | 0- 0      | NEUTRAL        | 0- 0       | 0- 1        | 1- 0          |      |      |       |           |
| 2- 15             | 0- 2     | 0- 1      | CONFERENCE     | 0- 3       | 1- 1        | 1- 8          |      |      |       |           |
| 2- 6              | 0- 0     | 0- 1      | HOME           | 0- 2       | 1- 0        | 1- 3          |      |      |       |           |
| 0- 8              | 0- 2     | 0- 0      | AWAY           | 0- 1       | 0- 1        | 0- 4          |      |      |       |           |
| 0- 1              | 0- 0     | 0- 0      | NEUTRAL        | 0- 0       | 0- 0        | 0- 1          |      |      |       |           |

| RPI 1-25                  |   |                   |       | RPI 26-50 |   |                 |       | RPI 51-100 |   |             |       | RPI 101+ Team's RPI: 280 |   |                |       |
|---------------------------|---|-------------------|-------|-----------|---|-----------------|-------|------------|---|-------------|-------|--------------------------|---|----------------|-------|
| RPI                       | S | Opponent          | Score | RPI       | S | Opponent        | Score | RPI        | S | Opponent    | Score | RPI                      | S | Opponent       | Score |
| 18                        | A | Duquesne          | 49 74 | 26        | A | Miami (FL)      | 58 86 | 53         | A | Saint Louis | 70 79 | 115                      | A | Saint Joseph's | 55 64 |
| 24                        | A | George Washington | 59 83 | 36        | H | Penn            | 68 78 | 54         | H | Villanova   | 56 67 | 115                      | H | Saint Joseph's | 75 70 |
|                           |   |                   |       | 37        | H | St. Bonaventure | 63 70 | 70         | H | VCU         | 76 84 | 139                      | A | Wake Forest    | 53 61 |
|                           |   |                   |       |           |   |                 |       | 71         | H | Temple      | 48 77 | 148                      | N | Milwaukee      | 53 69 |
|                           |   |                   |       |           |   |                 |       | 83         | H | Dayton      | 51 67 | 161                      | A | Fordham        | 44 54 |
|                           |   |                   |       |           |   |                 |       |            |   |             |       | 169                      | A | George Mason   | 70 79 |
|                           |   |                   |       |           |   |                 |       |            |   |             |       | 182                      | A | UMBC           | 29 60 |
|                           |   |                   |       |           |   |                 |       |            |   |             |       | 190                      | H | Davidson       | 58 66 |
|                           |   |                   |       |           |   |                 |       |            |   |             |       | 198                      | H | Richmond       | 43 60 |
|                           |   |                   |       |           |   |                 |       |            |   |             |       | 200                      | A | Fairfield      | 59 62 |
|                           |   |                   |       |           |   |                 |       |            |   |             |       | 209                      | H | Robert Morris  | 45 76 |
|                           |   |                   |       |           |   |                 |       |            |   |             |       | 213                      | A | Rhode Island   | 52 62 |
|                           |   |                   |       |           |   |                 |       |            |   |             |       | 213                      | H | Rhode Island   | 61 72 |
|                           |   |                   |       |           |   |                 |       |            |   |             |       | 221                      | A | Massachusetts  | 57 80 |
|                           |   |                   |       |           |   |                 |       |            |   |             |       | 221                      | H | Massachusetts  | 66 57 |
|                           |   |                   |       |           |   |                 |       |            |   |             |       | 221                      | N | Massachusetts  | 65 81 |
|                           |   |                   |       |           |   |                 |       |            |   |             |       | 238                      | H | North Texas    | 63 69 |
|                           |   |                   |       |           |   |                 |       |            |   |             |       | 245                      | A | Monmouth       | 65 50 |
|                           |   |                   |       |           |   |                 |       |            |   |             |       | 328                      | A | Howard         | 71 68 |
|                           |   |                   |       |           |   |                 |       |            |   |             |       | 347                      | N | Norfolk St.    | 67 59 |
| LAST 12 Division I GAMES: |   |                   |       |           |   |                 |       |            |   |             |       |                          |   |                |       |
| 221                       | N | Massachusetts     | 65 81 | 221       | H | Massachusetts   | 66 57 |            |   |             |       |                          |   |                |       |
| 221                       | A | Massachusetts     | 57 80 | 70        | H | VCU             | 76 84 |            |   |             |       |                          |   |                |       |
| 18                        | A | Duquesne          | 49 74 | 213       | A | Rhode Island    | 52 62 |            |   |             |       |                          |   |                |       |
| 37                        | H | St. Bonaventure   | 63 70 | 115       | A | Saint Joseph's  | 55 64 |            |   |             |       |                          |   |                |       |
| 115                       | H | Saint Joseph's    | 75 70 | 83        | H | Dayton          | 51 67 |            |   |             |       |                          |   |                |       |
| 161                       | A | Fordham           | 44 54 | 53        | A | Saint Louis     | 70 79 |            |   |             |       |                          |   |                |       |

Non-Div I Games:

La Salle

■ Loss, 
 ■ Non-Conf, 
 ■ S Site, 
 ■ H Home 
 ■ A Away 
 N Neutral

## La.-Lafayette

Through Games Of March 7, 2016

|                   |          |           |                |            |             |               |      |      |       |           |
|-------------------|----------|-----------|----------------|------------|-------------|---------------|------|------|-------|-----------|
| Average RPI Win:  | 221      | WON-LOST  | WINNING        | LAST 10    | STRENGTH OF | OPP. STRENGTH | TEAM | ADJ. | CONF. | ADJ CONF. |
| Average RPI Loss: | 165      | RECORD    | PCT. RANK      | GAMES      | SCHEDULE    | OF SCHEDULE   | RPI  | RPI  | RPI   | RPI       |
| DIV. I ONLY       | 18- 9    | 78        | 5- 5           | 277        | 189         | 133           | 133  | 15   | 15    |           |
| DIV. I NON-CONF.  | 5- 2     | 86        | 0- 0           | 324        | 203         | 145           | 145  | 14   | 14    |           |
| TOTALS            | RPI 1-25 | RPI 26-50 | W-L RECORDS    | RPI 51-100 | RPI 101-150 | RPI 150+      |      |      |       |           |
| 18- 9             | 0- 0     | 0- 2      | OVERALL        | 0- 0       | 5- 2        | 13- 5         |      |      |       |           |
| 9- 3              | 0- 0     | 0- 1      | HOME           | 0- 0       | 2- 1        | 7- 1          |      |      |       |           |
| 7- 6              | 0- 0     | 0- 1      | AWAY           | 0- 0       | 2- 1        | 5- 4          |      |      |       |           |
| 2- 0              | 0- 0     | 0- 0      | NEUTRAL        | 0- 0       | 1- 0        | 1- 0          |      |      |       |           |
| 5- 2              | 0- 0     | 0- 0      | NON-CONFERENCE | 0- 0       | 1- 0        | 4- 2          |      |      |       |           |
| 2- 0              | 0- 0     | 0- 0      | HOME           | 0- 0       | 0- 0        | 2- 0          |      |      |       |           |
| 1- 2              | 0- 0     | 0- 0      | AWAY           | 0- 0       | 0- 0        | 1- 2          |      |      |       |           |
| 2- 0              | 0- 0     | 0- 0      | NEUTRAL        | 0- 0       | 1- 0        | 1- 0          |      |      |       |           |
| 13- 7             | 0- 0     | 0- 2      | CONFERENCE     | 0- 0       | 4- 2        | 9- 3          |      |      |       |           |
| 7- 3              | 0- 0     | 0- 1      | HOME           | 0- 0       | 2- 1        | 5- 1          |      |      |       |           |
| 6- 4              | 0- 0     | 0- 1      | AWAY           | 0- 0       | 2- 1        | 4- 2          |      |      |       |           |
| 0- 0              | 0- 0     | 0- 0      | NEUTRAL        | 0- 0       | 0- 0        | 0- 0          |      |      |       |           |

| RPI 1-25                  |   |          | RPI 26-50 |     |   | RPI 51-100      |       |     | RPI 101+ |          |       | Team's RPI: 133 |
|---------------------------|---|----------|-----------|-----|---|-----------------|-------|-----|----------|----------|-------|-----------------|
| RPI                       | S | Opponent | Score     | RPI | S | Opponent        | Score | RPI | S        | Opponent | Score |                 |
|                           |   |          |           | 39  | A | Arkansas St.    | 56 83 |     |          |          |       |                 |
|                           |   |          |           | 39  | H | Arkansas St.    | 62 74 |     |          |          |       |                 |
| LAST 12 Division I GAMES: |   |          |           |     |   |                 |       |     |          |          |       |                 |
|                           |   |          |           | 291 | H | Ga. Southern    | 56 49 |     |          |          |       |                 |
|                           |   |          |           | 272 | H | Georgia St.     | 65 60 |     |          |          |       |                 |
|                           |   |          |           | 185 | A | South Ala.      | 59 68 |     |          |          |       |                 |
|                           |   |          |           | 142 | A | Troy            | 83 90 |     |          |          |       |                 |
|                           |   |          |           | 243 | A | Texas St.       | 59 47 |     |          |          |       |                 |
|                           |   |          |           | 146 | A | UT Arlington    | 59 42 |     |          |          |       |                 |
|                           |   |          |           | 104 | H | Little Rock     | 49 58 |     |          |          |       |                 |
|                           |   |          |           | 39  | H | Arkansas St.    | 62 74 |     |          |          |       |                 |
|                           |   |          |           | 261 | A | Appalachian St. | 59 76 |     |          |          |       |                 |
|                           |   |          |           | 274 | H | La.-Monroe      | 52 40 |     |          |          |       |                 |
|                           |   |          |           | 146 | H | UT Arlington    | 63 52 |     |          |          |       |                 |
|                           |   |          |           | 243 | H | Texas St.       | 42 46 |     |          |          |       |                 |
|                           |   |          |           | 274 | H | La.-Monroe      | 52 40 |     |          |          |       |                 |
|                           |   |          |           | 285 | A | Houston         | 51 52 |     |          |          |       |                 |
|                           |   |          |           | 291 | A | Ga. Southern    | 56 39 |     |          |          |       |                 |
|                           |   |          |           | 291 | H | Ga. Southern    | 56 49 |     |          |          |       |                 |
|                           |   |          |           | 296 | H | Alcorn          | 73 61 |     |          |          |       |                 |

Non-Div I Games: Southern-N.O. 81 28 Dillard 84 36

La.-Lafayette

Loss, Non-Conf, S Site, H Home A Away N Neutral

## La.-Monroe

Through Games Of March 7, 2016

|                   |          |           |                |            |             |               |      |      |       |           |
|-------------------|----------|-----------|----------------|------------|-------------|---------------|------|------|-------|-----------|
| Average RPI Win:  | 256      | WON-LOST  | WINNING        | LAST 10    | STRENGTH OF | OPP. STRENGTH | TEAM | ADJ. | CONF. | ADJ CONF. |
| Average RPI Loss: | 152      | RECORD    | PCT. RANK      | GAMES      | SCHEDULE    | OF SCHEDULE   | RPI  | RPI  | RPI   | RPI       |
| DIV. I ONLY       | 8- 17    | 272       | 3- 7           | 251        | 183         | 274           | 274  | 15   | 15    |           |
| DIV. I NON-CONF.  | 2- 3     | 201       | 0- 0           | 329        | 104         | 242           | 242  | 14   | 14    |           |
| TOTALS            | RPI 1-25 | RPI 26-50 | W-L RECORDS    | RPI 51-100 | RPI 101-150 | RPI 150+      |      |      |       |           |
| 8- 17             | 0- 0     | 0- 2      | OVERALL        | 0- 0       | 1- 10       | 7- 5          |      |      |       |           |
| 5- 6              | 0- 0     | 0- 1      | HOME           | 0- 0       | 1- 3        | 4- 2          |      |      |       |           |
| 3- 11             | 0- 0     | 0- 1      | AWAY           | 0- 0       | 0- 7        | 3- 3          |      |      |       |           |
| 0- 0              | 0- 0     | 0- 0      | NEUTRAL        | 0- 0       | 0- 0        | 0- 0          |      |      |       |           |
| 2- 3              | 0- 0     | 0- 0      | NON-CONFERENCE | 0- 0       | 0- 3        | 2- 0          |      |      |       |           |
| 1- 0              | 0- 0     | 0- 0      | HOME           | 0- 0       | 0- 0        | 1- 0          |      |      |       |           |
| 1- 3              | 0- 0     | 0- 0      | AWAY           | 0- 0       | 0- 3        | 1- 0          |      |      |       |           |
| 0- 0              | 0- 0     | 0- 0      | NEUTRAL        | 0- 0       | 0- 0        | 0- 0          |      |      |       |           |
| 6- 14             | 0- 0     | 0- 2      | CONFERENCE     | 0- 0       | 1- 7        | 5- 5          |      |      |       |           |
| 4- 6              | 0- 0     | 0- 1      | HOME           | 0- 0       | 1- 3        | 3- 2          |      |      |       |           |
| 2- 8              | 0- 0     | 0- 1      | AWAY           | 0- 0       | 0- 4        | 2- 3          |      |      |       |           |
| 0- 0              | 0- 0     | 0- 0      | NEUTRAL        | 0- 0       | 0- 0        | 0- 0          |      |      |       |           |

| RPI 1-25                  |   |          | RPI 26-50 |     |   | RPI 51-100       |       |     | RPI 101+ |          |       | Team's RPI: 274 |
|---------------------------|---|----------|-----------|-----|---|------------------|-------|-----|----------|----------|-------|-----------------|
| RPI                       | S | Opponent | Score     | RPI | S | Opponent         | Score | RPI | S        | Opponent | Score |                 |
|                           |   |          |           | 39  | A | Arkansas St.     | 43 66 |     |          |          |       |                 |
|                           |   |          |           | 39  | H | Arkansas St.     | 64 78 |     |          |          |       |                 |
| LAST 12 Division I GAMES: |   |          |           |     |   |                  |       |     |          |          |       |                 |
|                           |   |          |           | 272 | H | Georgia St.      | 82 68 |     |          |          |       |                 |
|                           |   |          |           | 291 | H | Ga. Southern     | 59 49 |     |          |          |       |                 |
|                           |   |          |           | 142 | A | Troy             | 64 74 |     |          |          |       |                 |
|                           |   |          |           | 185 | A | South Ala.       | 67 54 |     |          |          |       |                 |
|                           |   |          |           | 146 | A | UT Arlington     | 32 40 |     |          |          |       |                 |
|                           |   |          |           | 243 | A | Texas St.        | 57 63 |     |          |          |       |                 |
|                           |   |          |           | 39  | H | Arkansas St.     | 64 78 |     |          |          |       |                 |
|                           |   |          |           | 104 | H | Little Rock      | 37 53 |     |          |          |       |                 |
|                           |   |          |           | 261 | A | Appalachian St.  | 52 64 |     |          |          |       |                 |
|                           |   |          |           | 133 | A | La.-Lafayette    | 40 52 |     |          |          |       |                 |
|                           |   |          |           | 243 | H | Texas St.        | 63 59 |     |          |          |       |                 |
|                           |   |          |           | 146 | H | UT Arlington     | 50 60 |     |          |          |       |                 |
|                           |   |          |           | 272 | H | Georgia St.      | 82 68 |     |          |          |       |                 |
|                           |   |          |           | 291 | A | Ga. Southern     | 50 49 |     |          |          |       |                 |
|                           |   |          |           | 291 | H | Ga. Southern     | 59 49 |     |          |          |       |                 |
|                           |   |          |           | 304 | H | Nicholls St.     | 69 57 |     |          |          |       |                 |
|                           |   |          |           | 319 | A | Southeastern La. | 88 84 |     |          |          |       |                 |

Non-Div I Games: LSU-Alexandria 73 42 Louisiana Col. 85 42 LSU-Shreveport 57 40 Dillard 70 46 La.-Monroe

Loss, Non-Conf, S Site, H Home A Away N Neutral

Lafayette

Through Games Of March 7, 2016

|                   |          |           |                |            |             |               |      |      |       |           |
|-------------------|----------|-----------|----------------|------------|-------------|---------------|------|------|-------|-----------|
| Average RPI Win:  | 318      | WON-LOST  | WINNING        | LAST 10    | STRENGTH OF | OPP. STRENGTH | TEAM | ADJ. | CONF. | ADJ CONF. |
| Average RPI Loss: | 192      | RECORD    | PCT. RANK      | GAMES      | SCHEDULE    | OF SCHEDULE   | RPI  | RPI  | RPI   | RPI       |
| DIV. I ONLY       | 6- 23    | 312       | 2- 8           | 294        | 298         | 329           | 329  | 25   | 25    |           |
| DIV. I NON-CONF.  | 2- 8     | 290       | 0- 0           | 274        | 303         | 328           | 328  | 27   | 27    |           |
| TOTALS            | RPI 1-25 | RPI 26-50 | W-L RECORDS    | RPI 51-100 | RPI 101-150 | RPI 150+      |      |      |       |           |
| 6- 23             | 0- 1     | 0- 1      | OVERALL        | 0- 4       | 0- 0        | 6- 17         |      |      |       |           |
| 4- 8              | 0- 1     | 0- 0      | HOME           | 0- 2       | 0- 0        | 4- 5          |      |      |       |           |
| 2- 13             | 0- 0     | 0- 1      | AWAY           | 0- 2       | 0- 0        | 2- 10         |      |      |       |           |
| 0- 2              | 0- 0     | 0- 0      | NEUTRAL        | 0- 0       | 0- 0        | 0- 2          |      |      |       |           |
| 2- 8              | 0- 1     | 0- 1      | NON-CONFERENCE | 0- 0       | 0- 0        | 2- 6          |      |      |       |           |
| 2- 1              | 0- 1     | 0- 0      | HOME           | 0- 0       | 0- 0        | 2- 0          |      |      |       |           |
| 0- 5              | 0- 0     | 0- 1      | AWAY           | 0- 0       | 0- 0        | 0- 4          |      |      |       |           |
| 0- 2              | 0- 0     | 0- 0      | NEUTRAL        | 0- 0       | 0- 0        | 0- 2          |      |      |       |           |
| 4- 15             | 0- 0     | 0- 0      | CONFERENCE     | 0- 4       | 0- 0        | 4- 11         |      |      |       |           |
| 2- 7              | 0- 0     | 0- 0      | HOME           | 0- 2       | 0- 0        | 2- 5          |      |      |       |           |
| 2- 8              | 0- 0     | 0- 0      | AWAY           | 0- 2       | 0- 0        | 2- 6          |      |      |       |           |
| 0- 0              | 0- 0     | 0- 0      | NEUTRAL        | 0- 0       | 0- 0        | 0- 0          |      |      |       |           |

| RPI 1-25                  |   |          |       | RPI 26-50 |   |                 |       | RPI 51-100 |   |                 |       | RPI 101+ Team's RPI: 329 |   |                      |       |
|---------------------------|---|----------|-------|-----------|---|-----------------|-------|------------|---|-----------------|-------|--------------------------|---|----------------------|-------|
| RPI                       | S | Opponent | Score | RPI       | S | Opponent        | Score | RPI        | S | Opponent        | Score | RPI                      | S | Opponent             | Score |
| 18                        | H | Duquesne | 65 73 | 36        | A | Penn            | 37 54 | 68         | A | Army West Point | 57 84 | 161                      | A | Fordham              | 49 61 |
|                           |   |          |       |           |   |                 |       | 68         | H | Army West Point | 45 78 | 163                      | A | Delaware             | 47 67 |
|                           |   |          |       |           |   |                 |       | 90         | A | Bucknell        | 55 69 | 198                      | N | Richmond             | 46 54 |
|                           |   |          |       |           |   |                 |       | 90         | H | Bucknell        | 59 68 | 216                      | A | Lehigh               | 74 82 |
|                           |   |          |       |           |   |                 |       |            |   |                 |       | 216                      | H | Lehigh               | 65 80 |
|                           |   |          |       |           |   |                 |       |            |   |                 |       | 217                      | A | Hartford             | 50 55 |
|                           |   |          |       |           |   |                 |       |            |   |                 |       | 222                      | A | Loyola Maryland      | 65 66 |
|                           |   |          |       |           |   |                 |       |            |   |                 |       | 222                      | H | Loyola Maryland      | 51 55 |
|                           |   |          |       |           |   |                 |       |            |   |                 |       | 232                      | A | Navy                 | 48 64 |
|                           |   |          |       |           |   |                 |       |            |   |                 |       | 232                      | H | Navy                 | 58 65 |
|                           |   |          |       |           |   |                 |       |            |   |                 |       | 246                      | N | Coppin St.           | 57 64 |
|                           |   |          |       |           |   |                 |       |            |   |                 |       | 255                      | A | Holy Cross           | 49 66 |
|                           |   |          |       |           |   |                 |       |            |   |                 |       | 255                      | H | Holy Cross           | 54 57 |
|                           |   |          |       |           |   |                 |       |            |   |                 |       | 273                      | A | American             | 60 51 |
|                           |   |          |       |           |   |                 |       |            |   |                 |       | 273                      | H | American             | 63 59 |
|                           |   |          |       |           |   |                 |       |            |   |                 |       | 292                      | A | Colgate              | 68 80 |
|                           |   |          |       |           |   |                 |       |            |   |                 |       | 292                      | A | Colgate              | 55 70 |
|                           |   |          |       |           |   |                 |       |            |   |                 |       | 292                      | H | Colgate              | 59 72 |
|                           |   |          |       |           |   |                 |       |            |   |                 |       | 337                      | H | St. Francis Brooklyn | 77 59 |
|                           |   |          |       |           |   |                 |       |            |   |                 |       | 338                      | H | Saint Peter's        | 72 69 |
|                           |   |          |       |           |   |                 |       |            |   |                 |       | 343                      | A | Boston U.            | 71 64 |
|                           |   |          |       |           |   |                 |       |            |   |                 |       | 343                      | H | Boston U.            | 71 56 |
|                           |   |          |       |           |   |                 |       |            |   |                 |       | 345                      | A | Wagner               | 48 69 |
| LAST 12 Division I GAMES: |   |          |       |           |   |                 |       |            |   |                 |       |                          |   |                      |       |
| 292                       | A | Colgate  | 68 80 | 232       | A | Navy            | 48 64 |            |   |                 |       |                          |   |                      |       |
| 90                        | H | Bucknell | 59 68 | 255       | H | Holy Cross      | 54 57 |            |   |                 |       |                          |   |                      |       |
| 292                       | A | Colgate  | 55 70 | 343       | A | Boston U.       | 71 64 |            |   |                 |       |                          |   |                      |       |
| 90                        | A | Bucknell | 55 69 | 68        | A | Army West Point | 57 84 |            |   |                 |       |                          |   |                      |       |
| 216                       | H | Lehigh   | 65 80 | 222       | H | Loyola Maryland | 51 55 |            |   |                 |       |                          |   |                      |       |
| 273                       | H | American | 63 59 | 216       | A | Lehigh          | 74 82 |            |   |                 |       |                          |   |                      |       |

Non-Div I Games:

Lafayette

Loss, Non-Conf, S Site, H Home A Away N Neutral

|                   |          |           |                |            |             |               |      |      |       |           |
|-------------------|----------|-----------|----------------|------------|-------------|---------------|------|------|-------|-----------|
| Average RPI Win:  | 261      | WON-LOST  | WINNING        | LAST 10    | STRENGTH OF | OPP. STRENGTH | TEAM | ADJ. | CONF. | ADJ CONF. |
| Average RPI Loss: | 182      | RECORD    | PCT. RANK      | GAMES      | SCHEDULE    | OF SCHEDULE   | RPI  | RPI  | RPI   | RPI       |
| DIV. I ONLY       | 7- 18    | 287       | 3- 7           | 241        | 266         | 287           | 287  | 26   | 26    |           |
| DIV. I NON-CONF.  | 0- 7     | 338       | 0- 0           | 222        | 111         | 335           | 335  | 26   | 26    |           |
| TOTALS            | RPI 1-25 | RPI 26-50 | W-L RECORDS    | RPI 51-100 | RPI 101-150 | RPI 150+      |      |      |       |           |
| 7- 18             | 0- 0     | 0- 2      | OVERALL        | 1- 3       | 0- 3        | 6- 10         |      |      |       |           |
| 5- 5              | 0- 0     | 0- 0      | HOME           | 1- 0       | 0- 2        | 4- 3          |      |      |       |           |
| 2- 13             | 0- 0     | 0- 2      | AWAY           | 0- 3       | 0- 1        | 2- 7          |      |      |       |           |
| 0- 0              | 0- 0     | 0- 0      | NEUTRAL        | 0- 0       | 0- 0        | 0- 0          |      |      |       |           |
| 0- 7              | 0- 0     | 0- 2      | NON-CONFERENCE | 0- 1       | 0- 0        | 0- 4          |      |      |       |           |
| 0- 1              | 0- 0     | 0- 0      | HOME           | 0- 0       | 0- 0        | 0- 1          |      |      |       |           |
| 0- 6              | 0- 0     | 0- 2      | AWAY           | 0- 1       | 0- 0        | 0- 3          |      |      |       |           |
| 0- 0              | 0- 0     | 0- 0      | NEUTRAL        | 0- 0       | 0- 0        | 0- 0          |      |      |       |           |
| 7- 11             | 0- 0     | 0- 0      | CONFERENCE     | 1- 2       | 0- 3        | 6- 6          |      |      |       |           |
| 5- 4              | 0- 0     | 0- 0      | HOME           | 1- 0       | 0- 2        | 4- 2          |      |      |       |           |
| 2- 7              | 0- 0     | 0- 0      | AWAY           | 0- 2       | 0- 1        | 2- 4          |      |      |       |           |
| 0- 0              | 0- 0     | 0- 0      | NEUTRAL        | 0- 0       | 0- 0        | 0- 0          |      |      |       |           |

| RPI 1-25                  |   |          |       | RPI 26-50 |   |                 |       | RPI 51-100 |   |                   |       | RPI 101+ |   |                    |       | Team's RPI: 287 |
|---------------------------|---|----------|-------|-----------|---|-----------------|-------|------------|---|-------------------|-------|----------|---|--------------------|-------|-----------------|
| RPI                       | S | Opponent | Score | RPI       | S | Opponent        | Score | RPI        | S | Opponent          | Score | RPI      | S | Opponent           | Score |                 |
|                           |   |          |       | 30        | A | Oklahoma St.    | 45 90 | 76         | A | Abilene Christian | 62 90 | 116      | H | Northwestern St.   | 51 73 |                 |
|                           |   |          |       | 45        | A | Missouri        | 57 91 | 76         | H | Abilene Christian | 63 54 | 144      | A | McNeese St.        | 84 92 |                 |
|                           |   |          |       |           |   |                 |       | 87         | A | Utah              | 67 71 | 144      | H | McNeese St.        | 69 76 |                 |
|                           |   |          |       |           |   |                 |       | 98         | A | Central Ark.      | 49 74 | 175      | A | Loyola Chicago     | 71 82 |                 |
|                           |   |          |       |           |   |                 |       |            |   |                   |       | 199      | A | SFA                | 64 60 |                 |
|                           |   |          |       |           |   |                 |       |            |   |                   |       | 199      | H | SFA                | 77 79 |                 |
|                           |   |          |       |           |   |                 |       |            |   |                   |       | 224      | H | Canisius           | 55 57 |                 |
|                           |   |          |       |           |   |                 |       |            |   |                   |       | 237      | A | Sam Houston St.    | 75 78 |                 |
|                           |   |          |       |           |   |                 |       |            |   |                   |       | 237      | H | Sam Houston St.    | 76 78 |                 |
|                           |   |          |       |           |   |                 |       |            |   |                   |       | 248      | A | Houston Baptist    | 66 77 |                 |
|                           |   |          |       |           |   |                 |       |            |   |                   |       | 248      | H | Houston Baptist    | 77 70 |                 |
|                           |   |          |       |           |   |                 |       |            |   |                   |       | 278      | A | Prairie View       | 72 80 |                 |
|                           |   |          |       |           |   |                 |       |            |   |                   |       | 304      | A | Nicholls St.       | 59 69 |                 |
|                           |   |          |       |           |   |                 |       |            |   |                   |       | 307      | A | Northern Ariz.     | 63 75 |                 |
|                           |   |          |       |           |   |                 |       |            |   |                   |       | 313      | H | A&M-Corpus Christi | 75 70 |                 |
|                           |   |          |       |           |   |                 |       |            |   |                   |       | 319      | A | Southeastern La.   | 66 73 |                 |
|                           |   |          |       |           |   |                 |       |            |   |                   |       | 330      | A | Incarnate Word     | 67 61 |                 |
|                           |   |          |       |           |   |                 |       |            |   |                   |       | 330      | H | Incarnate Word     | 59 49 |                 |
|                           |   |          |       |           |   |                 |       |            |   |                   |       | 331      | H | New Orleans        | 79 52 |                 |
| LAST 12 Division I GAMES: |   |          |       |           |   |                 |       |            |   |                   |       |          |   |                    |       |                 |
|                           |   |          |       | 237       | A | Sam Houston St. | 75 78 |            |   |                   |       | 330      | H | Incarnate Word     | 59 49 |                 |
|                           |   |          |       | 330       | A | Incarnate Word  | 67 61 |            |   |                   |       | 76       | H | Abilene Christian  | 63 54 |                 |
|                           |   |          |       | 144       | H | McNeese St.     | 69 76 |            |   |                   |       | 76       | A | Abilene Christian  | 62 90 |                 |
|                           |   |          |       | 144       | A | McNeese St.     | 84 92 |            |   |                   |       | 237      | H | Sam Houston St.    | 76 78 |                 |
|                           |   |          |       | 199       | H | SFA             | 77 79 |            |   |                   |       | 248      | H | Houston Baptist    | 77 70 |                 |
|                           |   |          |       | 248       | A | Houston Baptist | 66 77 |            |   |                   |       | 199      | A | SFA                | 64 60 |                 |

Non-Div I Games: Howard Payne 88 50 Tex. A&M-Kingsville 82 66 Schreiner 60 41 Louisiana Col. 99 34  
Lamar



|                              |          |           |                |             |               |          |      |       |           |
|------------------------------|----------|-----------|----------------|-------------|---------------|----------|------|-------|-----------|
| Average RPI Win: <b>277</b>  | WON-LOST | WINNING   | LAST 10        | STRENGTH OF | OPP. STRENGTH | TEAM     | ADJ. | CONF. | ADJ CONF. |
| Average RPI Loss: <b>167</b> | RECORD   | PCT. RANK | GAMES          | SCHEDULE    | OF SCHEDULE   | RPI      | RPI  | RPI   | RPI       |
| DIV. I ONLY                  | 17- 12   | 124       | 5- 5           | 324         | 278           | 216      | 216  | 25    | 25        |
| DIV. I NON-CONF.             | 6- 4     | 125       | 0- 0           | 332         | 223           | 225      | 225  | 27    | 27        |
| TOTALS                       | RPI 1-25 | RPI 26-50 | W-L RECORDS    | RPI 51-100  | RPI 101-150   | RPI 150+ |      |       |           |
| 17- 12                       | 0- 0     | 0- 0      | OVERALL        | 0- 5        | 0- 1          | 17- 6    |      |       |           |
| 9- 6                         | 0- 0     | 0- 0      | HOME           | 0- 3        | 0- 1          | 9- 2     |      |       |           |
| 8- 6                         | 0- 0     | 0- 0      | AWAY           | 0- 2        | 0- 0          | 8- 4     |      |       |           |
| 0- 0                         | 0- 0     | 0- 0      | NEUTRAL        | 0- 0        | 0- 0          | 0- 0     |      |       |           |
| 6- 4                         | 0- 0     | 0- 0      | NON-CONFERENCE | 0- 1        | 0- 1          | 6- 2     |      |       |           |
| 3- 2                         | 0- 0     | 0- 0      | HOME           | 0- 1        | 0- 1          | 3- 0     |      |       |           |
| 3- 2                         | 0- 0     | 0- 0      | AWAY           | 0- 0        | 0- 0          | 3- 2     |      |       |           |
| 0- 0                         | 0- 0     | 0- 0      | NEUTRAL        | 0- 0        | 0- 0          | 0- 0     |      |       |           |
| 11- 8                        | 0- 0     | 0- 0      | CONFERENCE     | 0- 4        | 0- 0          | 11- 4    |      |       |           |
| 6- 4                         | 0- 0     | 0- 0      | HOME           | 0- 2        | 0- 0          | 6- 2     |      |       |           |
| 5- 4                         | 0- 0     | 0- 0      | AWAY           | 0- 2        | 0- 0          | 5- 2     |      |       |           |
| 0- 0                         | 0- 0     | 0- 0      | NEUTRAL        | 0- 0        | 0- 0          | 0- 0     |      |       |           |

| RPI S                     | Opponent          | Score | RPI S | Opponent          | Score | RPI S | Opponent          | Score | RPI S | Opponent          | Score | Team's RPI: 216 |
|---------------------------|-------------------|-------|-------|-------------------|-------|-------|-------------------|-------|-------|-------------------|-------|-----------------|
|                           |                   |       |       |                   |       | 54    | H Villanova       | 44 65 | 115   | H Saint Joseph's  | 62 63 |                 |
|                           |                   |       |       |                   |       | 68    | A Army West Point | 39 63 | 162   | H Montana         | 80 53 |                 |
|                           |                   |       |       |                   |       | 68    | H Army West Point | 49 69 | 179   | A Illinois        | 67 76 |                 |
|                           |                   |       |       |                   |       | 90    | A Bucknell        | 77 80 | 203   | A Hampton         | 63 56 |                 |
|                           |                   |       |       |                   |       | 90    | H Bucknell        | 54 67 | 222   | A Loyola Maryland | 76 68 |                 |
|                           |                   |       |       |                   |       |       |                   |       | 222   | H Loyola Maryland | 66 48 |                 |
|                           |                   |       |       |                   |       |       |                   |       | 232   | A Navy            | 51 48 |                 |
|                           |                   |       |       |                   |       |       |                   |       | 232   | H Navy            | 54 62 |                 |
|                           |                   |       |       |                   |       |       |                   |       | 245   | H Monmouth        | 95 88 |                 |
|                           |                   |       |       |                   |       |       |                   |       | 255   | A Holy Cross      | 71 77 |                 |
|                           |                   |       |       |                   |       |       |                   |       | 255   | H Holy Cross      | 64 48 |                 |
|                           |                   |       |       |                   |       |       |                   |       | 255   | H Holy Cross      | 61 58 |                 |
|                           |                   |       |       |                   |       |       |                   |       | 273   | A American        | 61 52 |                 |
|                           |                   |       |       |                   |       |       |                   |       | 273   | H American        | 55 59 |                 |
|                           |                   |       |       |                   |       |       |                   |       | 284   | A Rider           | 60 61 |                 |
|                           |                   |       |       |                   |       |       |                   |       | 292   | A Colgate         | 72 82 |                 |
|                           |                   |       |       |                   |       |       |                   |       | 292   | H Colgate         | 83 74 |                 |
|                           |                   |       |       |                   |       |       |                   |       | 322   | A Delaware St.    | 83 49 |                 |
|                           |                   |       |       |                   |       |       |                   |       | 329   | A Lafayette       | 80 65 |                 |
|                           |                   |       |       |                   |       |       |                   |       | 329   | H Lafayette       | 82 74 |                 |
|                           |                   |       |       |                   |       |       |                   |       | 338   | H Saint Peter's   | 74 42 |                 |
|                           |                   |       |       |                   |       |       |                   |       | 342   | A NJIT            | 75 47 |                 |
|                           |                   |       |       |                   |       |       |                   |       | 343   | A Boston U.       | 73 66 |                 |
|                           |                   |       |       |                   |       |       |                   |       | 343   | H Boston U.       | 72 48 |                 |
| LAST 12 Division I GAMES: |                   |       |       |                   |       |       |                   |       |       |                   |       |                 |
| 255                       | H Holy Cross      | 64 48 | 255   | A Holy Cross      | 71 77 |       |                   |       |       |                   |       |                 |
| 292                       | A Colgate         | 72 82 | 90    | H Bucknell        | 54 67 |       |                   |       |       |                   |       |                 |
| 68                        | H Army West Point | 49 69 | 273   | A American        | 61 52 |       |                   |       |       |                   |       |                 |
| 292                       | H Colgate         | 83 74 | 222   | A Loyola Maryland | 76 68 |       |                   |       |       |                   |       |                 |
| 329                       | A Lafayette       | 80 65 | 343   | H Boston U.       | 72 48 |       |                   |       |       |                   |       |                 |
| 232                       | H Navy            | 54 62 | 329   | H Lafayette       | 82 74 |       |                   |       |       |                   |       |                 |

Non-Div I Games: Kutztown 81 51

Lehigh

■ Loss, 
 ■ Non-Conf, 
 ■ S Site, 
 ■ H Home 
 ■ A Away 
 N Neutral

Liberty

Through Games Of March 7, 2016

|                              |          |           |                |             |               |          |      |       |           |
|------------------------------|----------|-----------|----------------|-------------|---------------|----------|------|-------|-----------|
| Average RPI Win: <b>248</b>  | WON-LOST | WINNING   | LAST 10        | STRENGTH OF | OPP. STRENGTH | TEAM     | ADJ. | CONF. | ADJ CONF. |
| Average RPI Loss: <b>118</b> | RECORD   | PCT. RANK | GAMES          | SCHEDULE    | OF SCHEDULE   | RPI      | RPI  | RPI   | RPI       |
| DIV. I ONLY                  | 17- 11   | 110       | 7- 3           | 152         | 234           | 127      | 127  | 27    | 27        |
| DIV. I NON-CONF.             | 2- 6     | 272       | 0- 0           | 18          | 3             | 144      | 144  | 29    | 29        |
| TOTALS                       | RPI 1-25 | RPI 26-50 | W-L RECORDS    | RPI 51-100  | RPI 101-150   | RPI 150+ |      |       |           |
| 17- 11                       | 0- 1     | 0- 4      | OVERALL        | 1- 1        | 1- 1          | 15- 4    |      |       |           |
| 9- 4                         | 0- 0     | 0- 2      | HOME           | 1- 0        | 1- 0          | 7- 2     |      |       |           |
| 8- 5                         | 0- 0     | 0- 2      | AWAY           | 0- 0        | 0- 1          | 8- 2     |      |       |           |
| 0- 2                         | 0- 1     | 0- 0      | NEUTRAL        | 0- 1        | 0- 0          | 0- 0     |      |       |           |
| 2- 6                         | 0- 1     | 0- 4      | NON-CONFERENCE | 1- 1        | 0- 0          | 1- 0     |      |       |           |
| 1- 2                         | 0- 0     | 0- 2      | HOME           | 1- 0        | 0- 0          | 0- 0     |      |       |           |
| 1- 2                         | 0- 0     | 0- 2      | AWAY           | 0- 0        | 0- 0          | 1- 0     |      |       |           |
| 0- 2                         | 0- 1     | 0- 0      | NEUTRAL        | 0- 1        | 0- 0          | 0- 0     |      |       |           |
| 15- 5                        | 0- 0     | 0- 0      | CONFERENCE     | 0- 0        | 1- 1          | 14- 4    |      |       |           |
| 8- 2                         | 0- 0     | 0- 0      | HOME           | 0- 0        | 1- 0          | 7- 2     |      |       |           |
| 7- 3                         | 0- 0     | 0- 0      | AWAY           | 0- 0        | 0- 1          | 7- 2     |      |       |           |
| 0- 0                         | 0- 0     | 0- 0      | NEUTRAL        | 0- 0        | 0- 0          | 0- 0     |      |       |           |

| RPI 1-25                  |   |          |       | RPI 26-50 |   |                    |       | RPI 51-100 |   |            |       | RPI 101+ |   |                 |       | Team's RPI: 127 |
|---------------------------|---|----------|-------|-----------|---|--------------------|-------|------------|---|------------|-------|----------|---|-----------------|-------|-----------------|
| RPI                       | S | Opponent | Score | RPI       | S | Opponent           | Score | RPI        | S | Opponent   | Score | RPI      | S | Opponent        | Score |                 |
| 6                         | N | Ohio St. | 65 75 | 34        | A | James Madison      | 56 72 | 85         | N | California | 72 77 | 132      | A | UNC Asheville   | 51 56 |                 |
|                           |   |          |       | 40        | H | Seton Hall         | 56 92 | 89         | H | Elon       | 72 63 | 132      | H | UNC Asheville   | 71 53 |                 |
|                           |   |          |       | 47        | A | Duke               | 41 79 |            |   |            |       | 174      | A | Radford         | 49 43 |                 |
|                           |   |          |       | 50        | H | North Carolina St. | 53 61 |            |   |            |       | 174      | H | Radford         | 67 53 |                 |
|                           |   |          |       |           |   |                    |       |            |   |            |       | 206      | A | Gardner-Webb    | 57 61 |                 |
|                           |   |          |       |           |   |                    |       |            |   |            |       | 206      | H | Gardner-Webb    | 73 51 |                 |
|                           |   |          |       |           |   |                    |       |            |   |            |       | 208      | A | Presbyterian    | 42 60 |                 |
|                           |   |          |       |           |   |                    |       |            |   |            |       | 208      | H | Presbyterian    | 49 57 |                 |
|                           |   |          |       |           |   |                    |       |            |   |            |       | 253      | A | High Point      | 73 68 |                 |
|                           |   |          |       |           |   |                    |       |            |   |            |       | 253      | H | High Point      | 56 43 |                 |
|                           |   |          |       |           |   |                    |       |            |   |            |       | 261      | A | Appalachian St. | 74 68 |                 |
|                           |   |          |       |           |   |                    |       |            |   |            |       | 267      | A | Campbell        | 62 52 |                 |
|                           |   |          |       |           |   |                    |       |            |   |            |       | 267      | H | Campbell        | 67 55 |                 |
|                           |   |          |       |           |   |                    |       |            |   |            |       | 283      | A | Coastal Caro.   | 65 63 |                 |
|                           |   |          |       |           |   |                    |       |            |   |            |       | 283      | H | Coastal Caro.   | 51 58 |                 |
|                           |   |          |       |           |   |                    |       |            |   |            |       | 294      | A | Charleston So.  | 59 49 |                 |
|                           |   |          |       |           |   |                    |       |            |   |            |       | 294      | H | Charleston So.  | 51 40 |                 |
|                           |   |          |       |           |   |                    |       |            |   |            |       | 309      | A | Longwood        | 72 67 |                 |
|                           |   |          |       |           |   |                    |       |            |   |            |       | 309      | H | Longwood        | 67 47 |                 |
|                           |   |          |       |           |   |                    |       |            |   |            |       | 326      | A | Winthrop        | 59 42 |                 |
|                           |   |          |       |           |   |                    |       |            |   |            |       | 326      | H | Winthrop        | 77 61 |                 |
| LAST 12 Division I GAMES: |   |          |       |           |   |                    |       |            |   |            |       |          |   |                 |       |                 |
|                           |   |          |       | 208       | H | Presbyterian       | 49 57 |            |   |            |       | 267      | H | Campbell        | 67 55 |                 |
|                           |   |          |       | 326       | A | Winthrop           | 59 42 |            |   |            |       | 174      | H | Radford         | 67 53 |                 |
|                           |   |          |       | 309       | H | Longwood           | 67 47 |            |   |            |       | 294      | A | Charleston So.  | 59 49 |                 |
|                           |   |          |       | 253       | A | High Point         | 73 68 |            |   |            |       | 253      | H | High Point      | 56 43 |                 |
|                           |   |          |       | 283       | H | Coastal Caro.      | 51 58 |            |   |            |       | 206      | H | Gardner-Webb    | 73 51 |                 |
|                           |   |          |       | 132       | A | UNC Asheville      | 51 56 |            |   |            |       | 309      | A | Longwood        | 72 67 |                 |

Non-Div I Games: Shepherd 69 57

Liberty

Loss, Non-Conf, S Site, H Home A Away N Neutral

|                              |          |           |                |             |               |          |      |       |           |
|------------------------------|----------|-----------|----------------|-------------|---------------|----------|------|-------|-----------|
| Average RPI Win: <b>306</b>  | WON-LOST | WINNING   | LAST 10        | STRENGTH OF | OPP. STRENGTH | TEAM     | ADJ. | CONF. | ADJ CONF. |
| Average RPI Loss: <b>196</b> | RECORD   | PCT. RANK | GAMES          | SCHEDULE    | OF SCHEDULE   | RPI      | RPI  | RPI   | RPI       |
| DIV. I ONLY                  | 4- 25    | 329       | 2- 8           | 213         | 325           | 333      | 333  | 29    | 29        |
| DIV. I NON-CONF.             | 2- 12    | 311       | 0- 0           | 187         | 337           | 308      | 308  | 28    | 28        |
| TOTALS                       | RPI 1-25 | RPI 26-50 | W-L RECORDS    | RPI 51-100  | RPI 101-150   | RPI 150+ |      |       |           |
| 4- 25                        | 0- 0     | 0- 1      | OVERALL        | 0- 4        | 0- 1          | 4- 19    |      |       |           |
| 3- 11                        | 0- 0     | 0- 1      | HOME           | 0- 3        | 0- 0          | 3- 7     |      |       |           |
| 1- 13                        | 0- 0     | 0- 0      | AWAY           | 0- 1        | 0- 1          | 1- 11    |      |       |           |
| 0- 1                         | 0- 0     | 0- 0      | NEUTRAL        | 0- 0        | 0- 0          | 0- 1     |      |       |           |
| 2- 12                        | 0- 0     | 0- 1      | NON-CONFERENCE | 0- 2        | 0- 1          | 2- 8     |      |       |           |
| 1- 6                         | 0- 0     | 0- 1      | HOME           | 0- 2        | 0- 0          | 1- 3     |      |       |           |
| 1- 5                         | 0- 0     | 0- 0      | AWAY           | 0- 0        | 0- 1          | 1- 4     |      |       |           |
| 0- 1                         | 0- 0     | 0- 0      | NEUTRAL        | 0- 0        | 0- 0          | 0- 1     |      |       |           |
| 2- 13                        | 0- 0     | 0- 0      | CONFERENCE     | 0- 2        | 0- 0          | 2- 11    |      |       |           |
| 2- 5                         | 0- 0     | 0- 0      | HOME           | 0- 1        | 0- 0          | 2- 4     |      |       |           |
| 0- 8                         | 0- 0     | 0- 0      | AWAY           | 0- 1        | 0- 0          | 0- 7     |      |       |           |
| 0- 0                         | 0- 0     | 0- 0      | NEUTRAL        | 0- 0        | 0- 0          | 0- 0     |      |       |           |

| RPI S                     | Opponent        | Score | RPI S | Opponent      | Score | RPI S | Opponent            | Score | RPI S | Opponent | Score | Team's RPI: 333 |
|---------------------------|-----------------|-------|-------|---------------|-------|-------|---------------------|-------|-------|----------|-------|-----------------|
| 35                        | H Western Ky.   | 56 64 | 56    | H Ball St.    | 60 72 | 103   | A Wright St.        | 65 92 |       |          |       |                 |
|                           |                 |       | 67    | A FGCU        | 52 91 | 152   | A Jacksonville      | 51 81 |       |          |       |                 |
|                           |                 |       | 67    | H FGCU        | 39 71 | 152   | A Jacksonville      | 51 80 |       |          |       |                 |
|                           |                 |       | 78    | H Belmont     | 68 90 | 152   | H Jacksonville      | 55 76 |       |          |       |                 |
|                           |                 |       |       |               |       | 160   | A Alabama           | 49 68 |       |          |       |                 |
|                           |                 |       |       |               |       | 194   | A Stetson           | 75 79 |       |          |       |                 |
|                           |                 |       |       |               |       | 194   | H Stetson           | 62 83 |       |          |       |                 |
|                           |                 |       |       |               |       | 211   | A USC Upstate       | 71 93 |       |          |       |                 |
|                           |                 |       |       |               |       | 211   | H USC Upstate       | 54 81 |       |          |       |                 |
|                           |                 |       |       |               |       | 222   | H Loyola Maryland   | 52 57 |       |          |       |                 |
|                           |                 |       |       |               |       | 230   | H Southeast Mo. St. | 69 84 |       |          |       |                 |
|                           |                 |       |       |               |       | 234   | N Texas Southern    | 62 66 |       |          |       |                 |
|                           |                 |       |       |               |       | 257   | A Tennessee St.     | 65 77 |       |          |       |                 |
|                           |                 |       |       |               |       | 264   | H Murray St.        | 93 85 |       |          |       |                 |
|                           |                 |       |       |               |       | 279   | A Tennessee Tech    | 70 81 |       |          |       |                 |
|                           |                 |       |       |               |       | 286   | A Kennesaw St.      | 54 55 |       |          |       |                 |
|                           |                 |       |       |               |       | 286   | H Kennesaw St.      | 64 68 |       |          |       |                 |
|                           |                 |       |       |               |       | 291   | A Ga. Southern      | 66 55 |       |          |       |                 |
|                           |                 |       |       |               |       | 306   | H Morehead St.      | 77 92 |       |          |       |                 |
|                           |                 |       |       |               |       | 308   | A Jackson St.       | 52 53 |       |          |       |                 |
|                           |                 |       |       |               |       | 327   | A North Florida     | 70 78 |       |          |       |                 |
|                           |                 |       |       |               |       | 327   | H North Florida     | 78 71 |       |          |       |                 |
|                           |                 |       |       |               |       | 342   | A NJIT              | 51 61 |       |          |       |                 |
|                           |                 |       |       |               |       | 342   | H NJIT              | 63 49 |       |          |       |                 |
| LAST 12 Division I GAMES: |                 |       |       |               |       |       |                     |       |       |          |       |                 |
| 152                       | A Jacksonville  | 51 80 | 342   | H NJIT        | 63 49 |       |                     |       |       |          |       |                 |
| 286                       | H Kennesaw St.  | 64 68 | 211   | A USC Upstate | 71 93 |       |                     |       |       |          |       |                 |
| 67                        | A FGCU          | 52 91 | 342   | A NJIT        | 51 61 |       |                     |       |       |          |       |                 |
| 194                       | A Stetson       | 75 79 | 211   | H USC Upstate | 54 81 |       |                     |       |       |          |       |                 |
| 152                       | H Jacksonville  | 55 76 | 194   | H Stetson     | 62 83 |       |                     |       |       |          |       |                 |
| 327                       | H North Florida | 78 71 | 67    | H FGCU        | 39 71 |       |                     |       |       |          |       |                 |

Non-Div I Games: North Ala. 88 67

Lipscomb

■ Loss, 
 ■ Non-Conf, 
 ■ S Site, 
 ■ H Home 
 ■ A Away 
 N Neutral

Little Rock

Through Games Of March 7, 2016

|                   |          |           |                |            |             |               |      |      |       |           |
|-------------------|----------|-----------|----------------|------------|-------------|---------------|------|------|-------|-----------|
| Average RPI Win:  | 204      | WON-LOST  | WINNING        | LAST 10    | STRENGTH OF | OPP. STRENGTH | TEAM | ADJ. | CONF. | ADJ CONF. |
| Average RPI Loss: | 99       | RECORD    | PCT. RANK      | GAMES      | SCHEDULE    | OF SCHEDULE   | RPI  | RPI  | RPI   | RPI       |
| DIV. I ONLY       | 18- 11   | 102       | 10- 0          | 118        | 133         | 104           | 104  | 15   | 15    |           |
| DIV. I NON-CONF.  | 2- 7     | 280       | 0- 0           | 34         | 5           | 185           | 185  | 14   | 14    |           |
| TOTALS            | RPI 1-25 | RPI 26-50 | W-L RECORDS    | RPI 51-100 | RPI 101-150 | RPI 150+      |      |      |       |           |
| 18- 11            | 0- 2     | 1- 2      | OVERALL        | 0- 2       | 6- 3        | 11- 2         |      |      |       |           |
| 10- 5             | 0- 1     | 1- 0      | HOME           | 0- 1       | 3- 2        | 6- 1          |      |      |       |           |
| 8- 6              | 0- 1     | 0- 2      | AWAY           | 0- 1       | 3- 1        | 5- 1          |      |      |       |           |
| 0- 0              | 0- 0     | 0- 0      | NEUTRAL        | 0- 0       | 0- 0        | 0- 0          |      |      |       |           |
| 2- 7              | 0- 2     | 0- 1      | NON-CONFERENCE | 0- 2       | 2- 1        | 0- 1          |      |      |       |           |
| 1- 4              | 0- 1     | 0- 0      | HOME           | 0- 1       | 1- 1        | 0- 1          |      |      |       |           |
| 1- 3              | 0- 1     | 0- 1      | AWAY           | 0- 1       | 1- 0        | 0- 0          |      |      |       |           |
| 0- 0              | 0- 0     | 0- 0      | NEUTRAL        | 0- 0       | 0- 0        | 0- 0          |      |      |       |           |
| 16- 4             | 0- 0     | 1- 1      | CONFERENCE     | 0- 0       | 4- 2        | 11- 1         |      |      |       |           |
| 9- 1              | 0- 0     | 1- 0      | HOME           | 0- 0       | 2- 1        | 6- 0          |      |      |       |           |
| 7- 3              | 0- 0     | 0- 1      | AWAY           | 0- 0       | 2- 1        | 5- 1          |      |      |       |           |
| 0- 0              | 0- 0     | 0- 0      | NEUTRAL        | 0- 0       | 0- 0        | 0- 0          |      |      |       |           |

| RPI 1-25                  |   |                 | RPI 26-50 |     |   | RPI 51-100    |       |     | RPI 101+ Team's RPI: 104 |              |       |
|---------------------------|---|-----------------|-----------|-----|---|---------------|-------|-----|--------------------------|--------------|-------|
| RPI                       | S | Opponent        | Score     | RPI | S | Opponent      | Score | RPI | S                        | Opponent     | Score |
| 7                         | H | Texas           | 56 66     | 29  | A | Oklahoma      | 52 65 | 73  | A                        | Tulane       | 53 69 |
| 19                        | A | Texas A&M       | 39 69     | 39  | A | Arkansas St.  | 53 66 | 91  | H                        | Missouri St. | 58 64 |
|                           |   |                 |           | 39  | H | Arkansas St.  | 71 69 |     |                          |              |       |
| LAST 12 Division I GAMES: |   |                 |           |     |   |               |       |     |                          |              |       |
| 261                       | A | Appalachian St. | 72 67     | 133 | A | La.-Lafayette | 58 49 | 291 | A                        | Ga. Southern | 50 45 |
| 39                        | H | Arkansas St.    | 71 69     | 274 | A | La.-Monroe    | 53 37 | 291 | H                        | Ga. Southern | 69 36 |
| 243                       | H | Texas St.       | 57 45     | 185 | H | South Ala.    | 74 43 |     |                          |              |       |
| 146                       | H | UT Arlington    | 49 43     | 142 | H | Troy          | 79 64 |     |                          |              |       |
| 291                       | A | Ga. Southern    | 50 45     | 272 | H | Georgia St.   | 59 32 |     |                          |              |       |
| 272                       | A | Georgia St.     | 54 39     | 291 | H | Ga. Southern  | 69 36 |     |                          |              |       |

Non-Div I Games:

Little Rock

Loss, Non-Conf, S Site, H Home A Away N Neutral

|                   |          |           |                |            |             |               |      |      |       |           |
|-------------------|----------|-----------|----------------|------------|-------------|---------------|------|------|-------|-----------|
| Average RPI Win:  | 247      | WON-LOST  | WINNING        | LAST 10    | STRENGTH OF | OPP. STRENGTH | TEAM | ADJ. | CONF. | ADJ CONF. |
| Average RPI Loss: | 87       | RECORD    | PCT. RANK      | GAMES      | SCHEDULE    | OF SCHEDULE   | RPI  | RPI  | RPI   | RPI       |
| DIV. I ONLY       | 23- 7    | 39        | 8- 2           | 332        | 170         | 129           | 129  | 22   | 22    |           |
| DIV. I NON-CONF.  | 11- 3    | 54        | 0- 0           | 318        | 63          | 122           | 122  | 21   | 21    |           |
| TOTALS            | RPI 1-25 | RPI 26-50 | W-L RECORDS    | RPI 51-100 | RPI 101-150 | RPI 150+      |      |      |       |           |
| 23- 7             | 0- 0     | 1- 0      | OVERALL        | 0- 4       | 1- 3        | 21- 0         |      |      |       |           |
| 11- 3             | 0- 0     | 1- 0      | HOME           | 0- 2       | 0- 1        | 10- 0         |      |      |       |           |
| 10- 4             | 0- 0     | 0- 0      | AWAY           | 0- 2       | 0- 2        | 10- 0         |      |      |       |           |
| 2- 0              | 0- 0     | 0- 0      | NEUTRAL        | 0- 0       | 1- 0        | 1- 0          |      |      |       |           |
| 11- 3             | 0- 0     | 1- 0      | NON-CONFERENCE | 0- 2       | 1- 1        | 9- 0          |      |      |       |           |
| 5- 1              | 0- 0     | 1- 0      | HOME           | 0- 1       | 0- 0        | 4- 0          |      |      |       |           |
| 4- 2              | 0- 0     | 0- 0      | AWAY           | 0- 1       | 0- 1        | 4- 0          |      |      |       |           |
| 2- 0              | 0- 0     | 0- 0      | NEUTRAL        | 0- 0       | 1- 0        | 1- 0          |      |      |       |           |
| 12- 4             | 0- 0     | 0- 0      | CONFERENCE     | 0- 2       | 0- 2        | 12- 0         |      |      |       |           |
| 6- 2              | 0- 0     | 0- 0      | HOME           | 0- 1       | 0- 1        | 6- 0          |      |      |       |           |
| 6- 2              | 0- 0     | 0- 0      | AWAY           | 0- 1       | 0- 1        | 6- 0          |      |      |       |           |
| 0- 0              | 0- 0     | 0- 0      | NEUTRAL        | 0- 0       | 0- 0        | 0- 0          |      |      |       |           |

| RPI 1-25                  |   |          | RPI 26-50 |     |   | RPI 51-100       |       |     | RPI 101+ |                     |       | Team's RPI: 129 |   |                   |       |
|---------------------------|---|----------|-----------|-----|---|------------------|-------|-----|----------|---------------------|-------|-----------------|---|-------------------|-------|
| RPI                       | S | Opponent | Score     | RPI | S | Opponent         | Score | RPI | S        | Opponent            | Score | RPI             | S | Opponent          | Score |
|                           |   |          |           | 31  | H | UTEP             | 47 40 | 55  | A        | Southern California | 43 69 | 116             | N | Northwestern St.  | 60 59 |
|                           |   |          |           |     |   |                  |       | 58  | A        | UC Riverside        | 58 83 | 119             | A | Hawaii            | 42 60 |
|                           |   |          |           |     |   |                  |       | 58  | H        | UC Riverside        | 60 78 | 119             | H | Hawaii            | 55 67 |
|                           |   |          |           |     |   |                  |       | 80  | H        | San Francisco       | 52 66 | 121             | A | LSU               | 53 59 |
|                           |   |          |           |     |   |                  |       |     |          |                     |       | 173             | A | Pacific           | 68 60 |
|                           |   |          |           |     |   |                  |       |     |          |                     |       | 187             | A | UC Davis          | 75 62 |
|                           |   |          |           |     |   |                  |       |     |          |                     |       | 187             | H | UC Davis          | 74 64 |
|                           |   |          |           |     |   |                  |       |     |          |                     |       | 188             | A | Cal Poly          | 61 56 |
|                           |   |          |           |     |   |                  |       |     |          |                     |       | 188             | H | Cal Poly          | 65 53 |
|                           |   |          |           |     |   |                  |       |     |          |                     |       | 201             | H | Colorado          | 59 42 |
|                           |   |          |           |     |   |                  |       |     |          |                     |       | 207             | H | UNLV              | 67 63 |
|                           |   |          |           |     |   |                  |       |     |          |                     |       | 242             | H | San Diego St.     | 74 54 |
|                           |   |          |           |     |   |                  |       |     |          |                     |       | 268             | A | UC Santa Barbara  | 58 55 |
|                           |   |          |           |     |   |                  |       |     |          |                     |       | 268             | H | UC Santa Barbara  | 60 52 |
|                           |   |          |           |     |   |                  |       |     |          |                     |       | 271             | A | Seattle           | 69 57 |
|                           |   |          |           |     |   |                  |       |     |          |                     |       | 285             | A | Houston           | 47 41 |
|                           |   |          |           |     |   |                  |       |     |          |                     |       | 299             | A | CSUN              | 79 69 |
|                           |   |          |           |     |   |                  |       |     |          |                     |       | 299             | H | CSUN              | 74 71 |
|                           |   |          |           |     |   |                  |       |     |          |                     |       | 301             | A | Denver            | 48 41 |
|                           |   |          |           |     |   |                  |       |     |          |                     |       | 307             | N | Northern Ariz.    | 69 48 |
|                           |   |          |           |     |   |                  |       |     |          |                     |       | 321             | H | Portland St.      | 89 71 |
|                           |   |          |           |     |   |                  |       |     |          |                     |       | 336             | A | UC Irvine         | 71 65 |
|                           |   |          |           |     |   |                  |       |     |          |                     |       | 336             | H | UC Irvine         | 67 49 |
|                           |   |          |           |     |   |                  |       |     |          |                     |       | 339             | A | Cal St. Fullerton | 82 61 |
|                           |   |          |           |     |   |                  |       |     |          |                     |       | 339             | H | Cal St. Fullerton | 62 57 |
| LAST 12 Division I GAMES: |   |          |           |     |   |                  |       |     |          |                     |       |                 |   |                   |       |
|                           |   |          |           | 299 | A | CSUN             | 79 69 | 268 | H        | UC Santa Barbara    | 60 52 |                 |   |                   |       |
|                           |   |          |           | 187 | H | UC Davis         | 74 64 | 119 | A        | Hawaii              | 42 60 |                 |   |                   |       |
|                           |   |          |           | 336 | H | UC Irvine        | 67 49 | 299 | H        | CSUN                | 74 71 |                 |   |                   |       |
|                           |   |          |           | 188 | A | Cal Poly         | 61 56 | 188 | H        | Cal Poly            | 65 53 |                 |   |                   |       |
|                           |   |          |           | 268 | A | UC Santa Barbara | 58 55 | 187 | A        | UC Davis            | 75 62 |                 |   |                   |       |
|                           |   |          |           | 58  | A | UC Riverside     | 58 83 | 339 | H        | Cal St. Fullerton   | 62 57 |                 |   |                   |       |

Non-Div I Games:

Long Beach St.

■ Loss, 
 ■ Non-Conf, S Site, 
 ■ Home 
 ■ Away 
 N Neutral

|                   |          |           |                |            |             |               |      |      |       |           |
|-------------------|----------|-----------|----------------|------------|-------------|---------------|------|------|-------|-----------|
| Average RPI Win:  | 295      | WON-LOST  | WINNING        | LAST 10    | STRENGTH OF | OPP. STRENGTH | TEAM | ADJ. | CONF. | ADJ CONF. |
| Average RPI Loss: | 187      | RECORD    | PCT. RANK      | GAMES      | SCHEDULE    | OF SCHEDULE   | RPI  | RPI  | RPI   | RPI       |
| DIV. I ONLY       | 6- 21    | 309       | 3- 7           | 238        | 296         | 309           | 309  | 27   | 27    |           |
| DIV. I NON-CONF.  | 1- 6     | 311       | 0- 0           | 163        | 135         | 283           | 283  | 29   | 29    |           |
| TOTALS            | RPI 1-25 | RPI 26-50 | W-L RECORDS    | RPI 51-100 | RPI 101-150 | RPI 150+      |      |      |       |           |
| 6- 21             | 0- 2     | 0- 1      | OVERALL        | 0- 0       | 0- 5        | 6- 13         |      |      |       |           |
| 4- 7              | 0- 0     | 0- 0      | HOME           | 0- 0       | 0- 2        | 4- 5          |      |      |       |           |
| 2- 14             | 0- 0     | 0- 0      | AWAY           | 0- 0       | 0- 1        | 2- 0          |      |      |       |           |
| 0- 0              | 0- 0     | 0- 0      | NEUTRAL        | 0- 0       | 0- 0        | 0- 0          |      |      |       |           |
| 1- 6              | 0- 2     | 0- 1      | NON-CONFERENCE | 0- 0       | 0- 1        | 1- 2          |      |      |       |           |
| 1- 0              | 0- 0     | 0- 0      | HOME           | 0- 0       | 0- 0        | 1- 0          |      |      |       |           |
| 0- 6              | 0- 2     | 0- 1      | AWAY           | 0- 0       | 0- 1        | 0- 2          |      |      |       |           |
| 0- 0              | 0- 0     | 0- 0      | NEUTRAL        | 0- 0       | 0- 0        | 0- 0          |      |      |       |           |
| 5- 15             | 0- 0     | 0- 0      | CONFERENCE     | 0- 0       | 0- 4        | 5- 11         |      |      |       |           |
| 3- 7              | 0- 0     | 0- 0      | HOME           | 0- 0       | 0- 2        | 3- 5          |      |      |       |           |
| 2- 8              | 0- 0     | 0- 0      | AWAY           | 0- 0       | 0- 2        | 2- 6          |      |      |       |           |
| 0- 0              | 0- 0     | 0- 0      | NEUTRAL        | 0- 0       | 0- 0        | 0- 0          |      |      |       |           |

| RPI 1-25                  |   |               |        | RPI 26-50 |   |                |       | RPI 51-100 |   |          |       | RPI 101+ Team's RPI: 309 |   |                |       |
|---------------------------|---|---------------|--------|-----------|---|----------------|-------|------------|---|----------|-------|--------------------------|---|----------------|-------|
| RPI                       | S | Opponent      | Score  | RPI       | S | Opponent       | Score | RPI        | S | Opponent | Score | RPI                      | S | Opponent       | Score |
| 5                         | A | Oregon St.    | 45 110 | 34        | A | James Madison  | 30 88 |            |   |          |       | 109                      | A | Virginia       | 46 81 |
| 22                        | A | West Virginia | 43 74  |           |   |                |       |            |   |          |       | 127                      | A | Liberty        | 47 67 |
|                           |   |               |        |           |   |                |       |            |   |          |       | 127                      | H | Liberty        | 67 72 |
|                           |   |               |        |           |   |                |       |            |   |          |       | 132                      | A | UNC Asheville  | 42 81 |
|                           |   |               |        |           |   |                |       |            |   |          |       | 132                      | H | UNC Asheville  | 54 61 |
|                           |   |               |        |           |   |                |       |            |   |          |       | 174                      | A | Radford        | 64 80 |
|                           |   |               |        |           |   |                |       |            |   |          |       | 174                      | H | Radford        | 67 79 |
|                           |   |               |        |           |   |                |       |            |   |          |       | 206                      | A | Gardner-Webb   | 42 67 |
|                           |   |               |        |           |   |                |       |            |   |          |       | 206                      | H | Gardner-Webb   | 62 59 |
|                           |   |               |        |           |   |                |       |            |   |          |       | 208                      | A | Presbyterian   | 49 75 |
|                           |   |               |        |           |   |                |       |            |   |          |       | 208                      | H | Presbyterian   | 38 59 |
|                           |   |               |        |           |   |                |       |            |   |          |       | 253                      | A | High Point     | 68 79 |
|                           |   |               |        |           |   |                |       |            |   |          |       | 253                      | H | High Point     | 70 89 |
|                           |   |               |        |           |   |                |       |            |   |          |       | 267                      | A | Campbell       | 65 72 |
|                           |   |               |        |           |   |                |       |            |   |          |       | 267                      | H | Campbell       | 56 73 |
|                           |   |               |        |           |   |                |       |            |   |          |       | 283                      | A | Coastal Caro.  | 56 48 |
|                           |   |               |        |           |   |                |       |            |   |          |       | 283                      | H | Coastal Caro.  | 84 76 |
|                           |   |               |        |           |   |                |       |            |   |          |       | 294                      | A | Charleston So. | 58 66 |
|                           |   |               |        |           |   |                |       |            |   |          |       | 294                      | H | Charleston So. | 54 63 |
|                           |   |               |        |           |   |                |       |            |   |          |       | 311                      | A | UNCG           | 60 81 |
|                           |   |               |        |           |   |                |       |            |   |          |       | 322                      | A | Delaware St.   | 63 88 |
|                           |   |               |        |           |   |                |       |            |   |          |       | 326                      | A | Winthrop       | 63 60 |
|                           |   |               |        |           |   |                |       |            |   |          |       | 326                      | H | Winthrop       | 67 60 |
|                           |   |               |        |           |   |                |       |            |   |          |       | 348                      | H | N.C. Central   | 60 49 |
| LAST 12 Division I GAMES: |   |               |        |           |   |                |       |            |   |          |       |                          |   |                |       |
| 206                       | H | Gardner-Webb  | 62 59  | 132       | H | UNC Asheville  | 54 61 |            |   |          |       |                          |   |                |       |
| 283                       | H | Coastal Caro. | 84 76  | 294       | A | Charleston So. | 58 66 |            |   |          |       |                          |   |                |       |
| 127                       | A | Liberty       | 47 67  | 208       | A | Presbyterian   | 49 75 |            |   |          |       |                          |   |                |       |
| 174                       | A | Radford       | 64 80  | 326       | H | Winthrop       | 67 60 |            |   |          |       |                          |   |                |       |
| 253                       | H | High Point    | 70 89  | 127       | H | Liberty        | 67 72 |            |   |          |       |                          |   |                |       |
| 267                       | A | Campbell      | 65 72  | 206       | A | Gardner-Webb   | 42 67 |            |   |          |       |                          |   |                |       |

Non-Div I Games: Notre Dame (MD) 83 32 N.C. Wesleyan 100 57

Longwood

■ Loss, 
 ■ Non-Conf, 
 ■ S Site, 
 ■ Home 
 ■ A Away 
 N Neutral

## Louisiana Tech

Through Games Of March 7, 2016

|                              |               |            |                |             |               |            |            |           |           |
|------------------------------|---------------|------------|----------------|-------------|---------------|------------|------------|-----------|-----------|
| Average RPI Win: <b>226</b>  | WON-LOST      | WINNING    | LAST 10        | STRENGTH OF | OPP. STRENGTH | TEAM       | ADJ.       | CONF.     | ADJ CONF. |
| Average RPI Loss: <b>114</b> | RECORD        | PCT. RANK  | GAMES          | SCHEDULE    | OF SCHEDULE   | RPI        | RPI        | RPI       | RPI       |
| DIV. I ONLY                  | <b>13- 15</b> | <b>195</b> | <b>4- 6</b>    | <b>161</b>  | <b>120</b>    | <b>183</b> | <b>183</b> | <b>12</b> | <b>12</b> |
| DIV. I NON-CONF.             | <b>4- 6</b>   | <b>201</b> | <b>0- 0</b>    | <b>184</b>  | <b>160</b>    | <b>220</b> | <b>220</b> | <b>10</b> | <b>10</b> |
| TOTALS                       | RPI 1-25      | RPI 26-50  | W-L RECORDS    | RPI 51-100  | RPI 101-150   | RPI 150+   |            |           |           |
| 13- 15                       | 0- 2          | 0- 3       | OVERALL        | 0- 2        | 1- 3          | 12- 5      |            |           |           |
| 8- 6                         | 0- 1          | 0- 2       | HOME           | 0- 0        | 1- 2          | 7- 1       |            |           |           |
| 4- 8                         | 0- 0          | 0- 0       | AWAY           | 0- 2        | 0- 0          | 4- 0       |            |           |           |
| 1- 1                         | 0- 1          | 0- 0       | NEUTRAL        | 0- 0        | 0- 0          | 1- 0       |            |           |           |
| 4- 6                         | 0- 2          | 0- 0       | NON-CONFERENCE | 0- 0        | 1- 2          | 3- 2       |            |           |           |
| 2- 3                         | 0- 1          | 0- 0       | HOME           | 0- 0        | 1- 1          | 1- 1       |            |           |           |
| 1- 2                         | 0- 0          | 0- 0       | AWAY           | 0- 0        | 0- 1          | 1- 1       |            |           |           |
| 1- 1                         | 0- 1          | 0- 0       | NEUTRAL        | 0- 0        | 0- 0          | 1- 0       |            |           |           |
| 9- 9                         | 0- 0          | 0- 3       | CONFERENCE     | 0- 2        | 0- 1          | 9- 3       |            |           |           |
| 6- 3                         | 0- 0          | 0- 2       | HOME           | 0- 0        | 0- 1          | 6- 0       |            |           |           |
| 3- 6                         | 0- 0          | 0- 1       | AWAY           | 0- 2        | 0- 0          | 3- 3       |            |           |           |
| 0- 0                         | 0- 0          | 0- 0       | NEUTRAL        | 0- 0        | 0- 0          | 0- 0       |            |           |           |

| RPI 1-25                  |   |                 |       | RPI 26-50 |   |             |       | RPI 51-100 |   |              |       | RPI 101+ |   |                |       | Team's RPI: 183 |  |
|---------------------------|---|-----------------|-------|-----------|---|-------------|-------|------------|---|--------------|-------|----------|---|----------------|-------|-----------------|--|
| RPI                       | S | Opponent        | Score | RPI       | S | Opponent    | Score | RPI        | S | Opponent     | Score | RPI      | S | Opponent       | Score |                 |  |
| 9                         | N | UCLA            | 57 68 | 31        | A | UTEP        | 80 86 | 66         | A | Middle Tenn. | 57 68 | 122      | A | Arizona        | 67 77 |                 |  |
| 21                        | H | Mississippi St. | 63 93 | 31        | H | UTEP        | 65 72 | 77         | A | Charlotte    | 58 63 | 133      | H | La.-Lafayette  | 79 62 |                 |  |
|                           |   |                 |       | 35        | H | Western Ky. | 58 69 |            |   |              |       | 134      | H | Marshall       | 52 54 |                 |  |
|                           |   |                 |       |           |   |             |       |            |   |              |       | 144      | H | McNeese St.    | 71 74 |                 |  |
|                           |   |                 |       |           |   |             |       |            |   |              |       | 154      | A | Old Dominion   | 69 51 |                 |  |
|                           |   |                 |       |           |   |             |       |            |   |              |       | 164      | H | Fla. Atlantic  | 65 62 |                 |  |
|                           |   |                 |       |           |   |             |       |            |   |              |       | 165      | A | UAB            | 49 64 |                 |  |
|                           |   |                 |       |           |   |             |       |            |   |              |       | 171      | A | Southern Miss. | 59 69 |                 |  |
|                           |   |                 |       |           |   |             |       |            |   |              |       | 171      | H | Southern Miss. | 72 37 |                 |  |
|                           |   |                 |       |           |   |             |       |            |   |              |       | 197      | A | Wisconsin      | 65 79 |                 |  |
|                           |   |                 |       |           |   |             |       |            |   |              |       | 199      | H | SFA            | 76 44 |                 |  |
|                           |   |                 |       |           |   |             |       |            |   |              |       | 233      | A | Rice           | 77 84 |                 |  |
|                           |   |                 |       |           |   |             |       |            |   |              |       | 233      | H | Rice           | 63 61 |                 |  |
|                           |   |                 |       |           |   |             |       |            |   |              |       | 238      | A | North Texas    | 78 67 |                 |  |
|                           |   |                 |       |           |   |             |       |            |   |              |       | 238      | H | North Texas    | 77 71 |                 |  |
|                           |   |                 |       |           |   |             |       |            |   |              |       | 249      | A | UTSA           | 82 72 |                 |  |
|                           |   |                 |       |           |   |             |       |            |   |              |       | 249      | H | UTSA           | 75 66 |                 |  |
|                           |   |                 |       |           |   |             |       |            |   |              |       | 278      | H | Prairie View   | 68 77 |                 |  |
|                           |   |                 |       |           |   |             |       |            |   |              |       | 301      | N | Denver         | 58 53 |                 |  |
|                           |   |                 |       |           |   |             |       |            |   |              |       | 304      | A | Nicholls St.   | 58 55 |                 |  |
|                           |   |                 |       |           |   |             |       |            |   |              |       | 310      | H | FIU            | 82 63 |                 |  |
| LAST 12 Division I GAMES: |   |                 |       |           |   |             |       |            |   |              |       |          |   |                |       |                 |  |
|                           |   |                 |       | 35        | H | Western Ky. | 58 69 |            |   |              |       | 165      | A | UAB            | 49 64 |                 |  |
|                           |   |                 |       | 134       | H | Marshall    | 52 54 |            |   |              |       | 66       | A | Middle Tenn.   | 57 68 |                 |  |
|                           |   |                 |       | 233       | A | Rice        | 77 84 |            |   |              |       | 238      | H | North Texas    | 77 71 |                 |  |
|                           |   |                 |       | 238       | A | North Texas | 78 67 |            |   |              |       | 233      | H | Rice           | 63 61 |                 |  |
|                           |   |                 |       | 31        | H | UTEP        | 65 72 |            |   |              |       | 31       | A | UTEP           | 80 86 |                 |  |
|                           |   |                 |       | 249       | H | UTSA        | 75 66 |            |   |              |       | 249      | A | UTSA           | 82 72 |                 |  |

Non-Div I Games: Loyola (LA) 76 40

Louisiana Tech

■ Loss, 
 ■ Non-Conf, 
 ■ S Site, 
 ■ Home 
 ■ A Away 
 N Neutral

## Louisville

Through Games Of March 7, 2016

|                   |          |           |                |            |             |               |      |      |       |           |
|-------------------|----------|-----------|----------------|------------|-------------|---------------|------|------|-------|-----------|
| Average RPI Win:  | 118      | WON-LOST  | WINNING        | LAST 10    | STRENGTH OF | OPP. STRENGTH | TEAM | ADJ. | CONF. | ADJ CONF. |
| Average RPI Loss: | 42       | RECORD    | PCT. RANK      | GAMES      | SCHEDULE    | OF SCHEDULE   | RPI  | RPI  | RPI   | RPI       |
| DIV. I ONLY       | 25- 7    | 31        | 8- 2           | 25         | 22          | 15            | 15   | 4    | 4     |           |
| DIV. I NON-CONF.  | 9- 5     | 108       | 1- 0           | 64         | 19          | 64            | 64   | 5    | 5     |           |
| TOTALS            | RPI 1-25 | RPI 26-50 | W-L RECORDS    | RPI 51-100 | RPI 101-150 | RPI 150+      |      |      |       |           |
| 25- 7             | 4- 3     | 3- 1      | OVERALL        | 2- 3       | 9- 0        | 7- 0          |      |      |       |           |
| 12- 2             | 2- 1     | 1- 0      | HOME           | 0- 1       | 6- 0        | 3- 0          |      |      |       |           |
| 11- 2             | 2- 1     | 2- 1      | AWAY           | 1- 0       | 3- 0        | 3- 0          |      |      |       |           |
| 2- 3              | 0- 1     | 0- 0      | NEUTRAL        | 1- 2       | 0- 0        | 1- 0          |      |      |       |           |
| 9- 5              | 2- 1     | 0- 1      | NON-CONFERENCE | 0- 3       | 2- 0        | 5- 0          |      |      |       |           |
| 5- 1              | 1- 0     | 0- 0      | HOME           | 0- 1       | 2- 0        | 2- 0          |      |      |       |           |
| 3- 2              | 1- 1     | 0- 1      | AWAY           | 0- 0       | 0- 0        | 2- 0          |      |      |       |           |
| 1- 2              | 0- 0     | 0- 0      | NEUTRAL        | 0- 2       | 0- 0        | 1- 0          |      |      |       |           |
| 16- 2             | 2- 2     | 3- 0      | CONFERENCE     | 2- 0       | 7- 0        | 2- 0          |      |      |       |           |
| 7- 1              | 1- 1     | 1- 0      | HOME           | 0- 0       | 4- 0        | 1- 0          |      |      |       |           |
| 8- 0              | 1- 0     | 2- 0      | AWAY           | 1- 0       | 3- 0        | 1- 0          |      |      |       |           |
| 1- 1              | 0- 1     | 0- 0      | NEUTRAL        | 1- 0       | 0- 0        | 0- 0          |      |      |       |           |

| RPI                       | S | Opponent             | Score | RPI | S | Opponent             | Score | RPI | S | Opponent     | Score | RPI | S | Opponent           | Score |
|---------------------------|---|----------------------|-------|-----|---|----------------------|-------|-----|---|--------------|-------|-----|---|--------------------|-------|
| 1                         | H | Notre Dame           | 61 66 | 26  | A | Miami (FL)           | 79 51 | 64  | N | Purdue       | 60 62 | 106 | H | UT Martin          | 88 66 |
| 12                        | A | Kentucky             | 54 72 | 35  | A | Western Ky.          | 69 71 | 72  | A | Georgia Tech | 78 65 | 109 | A | Virginia           | 59 41 |
| 13                        | A | Syracuse             | 71 53 | 47  | H | Duke                 | 65 48 | 72  | N | Georgia Tech | 60 50 | 109 | H | Virginia           | 74 59 |
| 13                        | N | Syracuse             | 75 80 | 50  | A | North Carolina St.   | 92 90 | 83  | N | Dayton       | 66 79 | 118 | A | Boston College     | 55 45 |
| 16                        | H | Florida St.          | 79 69 |     |   |                      |       | 85  | H | California   | 71 75 | 120 | H | Virginia Tech      | 56 45 |
| 17                        | A | Michigan St.         | 85 78 |     |   |                      |       |     |   |              |       | 124 | H | IUPUI              | 70 61 |
| 20                        | H | South Fla.           | 67 50 |     |   |                      |       |     |   |              |       | 125 | A | Pittsburgh         | 84 61 |
|                           |   |                      |       |     |   |                      |       |     |   |              |       | 125 | H | Pittsburgh         | 65 36 |
|                           |   |                      |       |     |   |                      |       |     |   |              |       | 139 | H | Wake Forest        | 78 54 |
|                           |   |                      |       |     |   |                      |       |     |   |              |       | 153 | A | North Carolina     | 78 60 |
|                           |   |                      |       |     |   |                      |       |     |   |              |       | 159 | N | Marist             | 65 53 |
|                           |   |                      |       |     |   |                      |       |     |   |              |       | 214 | H | Dartmouth          | 94 52 |
|                           |   |                      |       |     |   |                      |       |     |   |              |       | 226 | A | Col. of Charleston | 71 67 |
|                           |   |                      |       |     |   |                      |       |     |   |              |       | 241 | H | Valparaiso         | 75 42 |
|                           |   |                      |       |     |   |                      |       |     |   |              |       | 258 | H | Clemson            | 75 33 |
|                           |   |                      |       |     |   |                      |       |     |   |              |       | 279 | A | Tennessee Tech     | 76 54 |
| LAST 12 Division I GAMES: |   |                      |       |     |   |                      |       |     |   |              |       |     |   |                    |       |
|                           |   | 13 N Syracuse        | 75 80 |     |   | 20 H South Fla.      | 67 50 |     |   |              |       |     |   |                    |       |
|                           |   | 72 N Georgia Tech    | 60 50 |     |   | 125 A Pittsburgh     | 84 61 |     |   |              |       |     |   |                    |       |
|                           |   | 125 H Pittsburgh     | 65 36 |     |   | 1 H Notre Dame       | 61 66 |     |   |              |       |     |   |                    |       |
|                           |   | 26 A Miami (FL)      | 79 51 |     |   | 153 A North Carolina | 78 60 |     |   |              |       |     |   |                    |       |
|                           |   | 118 A Boston College | 55 45 |     |   | 139 H Wake Forest    | 78 54 |     |   |              |       |     |   |                    |       |
|                           |   | 109 H Virginia       | 74 59 |     |   | 258 H Clemson        | 75 33 |     |   |              |       |     |   |                    |       |

Non-Div I Games:

Louisville

■ Loss, 
 ■ Non-Conf, S Site, 
 ■ Home 
 ■ Away 
 N Neutral



|                   |               |            |                |            |             |               |            |           |           |           |
|-------------------|---------------|------------|----------------|------------|-------------|---------------|------------|-----------|-----------|-----------|
| Average RPI Win:  | <b>246</b>    | WON-LOST   | WINNING        | LAST 10    | STRENGTH OF | OPP. STRENGTH | TEAM       | ADJ.      | CONF.     | ADJ CONF. |
| Average RPI Loss: | <b>111</b>    | RECORD     | PCT. RANK      | GAMES      | SCHEDULE    | OF SCHEDULE   | RPI        | RPI       | RPI       | RPI       |
| DIV. I ONLY       | <b>14- 15</b> | <b>177</b> | <b>4- 6</b>    | <b>181</b> | <b>156</b>  | <b>175</b>    | <b>175</b> | <b>21</b> | <b>21</b> |           |
| DIV. I NON-CONF.  | <b>4- 7</b>   | <b>222</b> | <b>0- 0</b>    | <b>81</b>  | <b>20</b>   | <b>153</b>    | <b>153</b> | <b>17</b> | <b>17</b> |           |
| TOTALS            | RPI 1-25      | RPI 26-50  | W-L RECORDS    | RPI 51-100 | RPI 101-150 | RPI 150+      |            |           |           |           |
| 14- 15            | 0- 2          | 1- 1       | OVERALL        | 1- 8       | 2- 1        | 10- 3         |            |           |           |           |
| 7- 7              | 0- 0          | 0- 1       | HOME           | 1- 4       | 1- 1        | 5- 1          |            |           |           |           |
| 7- 8              | 0- 2          | 1- 0       | AWAY           | 0- 4       | 1- 0        | 5- 2          |            |           |           |           |
| 0- 0              | 0- 0          | 0- 0       | NEUTRAL        | 0- 0       | 0- 0        | 0- 0          |            |           |           |           |
| 4- 7              | 0- 2          | 1- 1       | NON-CONFERENCE | 0- 3       | 0- 1        | 3- 0          |            |           |           |           |
| 1- 4              | 0- 0          | 0- 1       | HOME           | 0- 2       | 0- 1        | 1- 0          |            |           |           |           |
| 3- 3              | 0- 2          | 1- 0       | AWAY           | 0- 1       | 0- 0        | 2- 0          |            |           |           |           |
| 0- 0              | 0- 0          | 0- 0       | NEUTRAL        | 0- 0       | 0- 0        | 0- 0          |            |           |           |           |
| 10- 8             | 0- 0          | 0- 0       | CONFERENCE     | 1- 5       | 2- 0        | 7- 3          |            |           |           |           |
| 6- 3              | 0- 0          | 0- 0       | HOME           | 1- 2       | 1- 0        | 4- 1          |            |           |           |           |
| 4- 5              | 0- 0          | 0- 0       | AWAY           | 0- 3       | 1- 0        | 3- 2          |            |           |           |           |
| 0- 0              | 0- 0          | 0- 0       | NEUTRAL        | 0- 0       | 0- 0        | 0- 0          |            |           |           |           |

| RPI 1-25                  |   |              |              | RPI 26-50 |   |               |              | RPI 51-100 |   |               |              | RPI 101+ Team's RPI: 175 |   |               |              |
|---------------------------|---|--------------|--------------|-----------|---|---------------|--------------|------------|---|---------------|--------------|--------------------------|---|---------------|--------------|
| RPI                       | S | Opponent     | Score        | RPI       | S | Opponent      | Score        | RPI        | S | Opponent      | Score        | RPI                      | S | Opponent      | Score        |
| 17                        | A | Michigan St. | 47 <b>76</b> | 26        | H | Miami (FL)    | 50 <b>77</b> | 69         | H | Central Mich. | 59 <b>68</b> | 136                      | A | Southern Ill. | 69 68        |
| 25                        | A | Green Bay    | 51 <b>65</b> | 28        | A | DePaul        | 88 75        | 72         | A | Georgia Tech  | 77 <b>84</b> | 136                      | H | Southern Ill. | 83 59        |
|                           |   |              |              |           |   |               |              | 91         | A | Missouri St.  | 81 <b>91</b> | 141                      | H | Western Mich. | 45 <b>68</b> |
|                           |   |              |              |           |   |               |              | 91         | H | Missouri St.  | 62 <b>73</b> | 227                      | A | Indiana St.   | 48 <b>62</b> |
|                           |   |              |              |           |   |               |              | 95         | A | UNI           | 52 <b>63</b> | 227                      | H | Indiana St.   | 71 <b>74</b> |
|                           |   |              |              |           |   |               |              | 95         | H | UNI           | 64 60        | 233                      | A | Rice          | 57 50        |
|                           |   |              |              |           |   |               |              | 97         | A | Drake         | 61 <b>91</b> | 287                      | H | Lamar         | 82 71        |
|                           |   |              |              |           |   |               |              | 97         | H | Drake         | 65 <b>81</b> | 290                      | A | Wichita St.   | 62 <b>65</b> |
|                           |   |              |              |           |   |               |              | 100        | H | Northwestern  | 72 <b>81</b> | 290                      | H | Wichita St.   | 60 55        |
|                           |   |              |              |           |   |               |              |            |   |               |              | 303                      | A | Bradley       | 67 54        |
|                           |   |              |              |           |   |               |              |            |   |               |              | 303                      | H | Bradley       | 69 63        |
|                           |   |              |              |           |   |               |              |            |   |               |              | 316                      | A | Illinois St.  | 57 41        |
|                           |   |              |              |           |   |               |              |            |   |               |              | 316                      | H | Illinois St.  | 73 61        |
|                           |   |              |              |           |   |               |              |            |   |               |              | 332                      | A | Evansville    | 63 49        |
|                           |   |              |              |           |   |               |              |            |   |               |              | 332                      | H | Evansville    | 67 54        |
|                           |   |              |              |           |   |               |              |            |   |               |              | 340                      | A | Eastern Ill.  | 86 75        |
| LAST 12 Division I GAMES: |   |              |              |           |   |               |              |            |   |               |              |                          |   |               |              |
| 303                       | H | Bradley      | 69 63        | 91        | A | Missouri St.  | 81 <b>91</b> | 332        | H | Evansville    | 67 54        |                          |   |               |              |
| 95                        | A | UNI          | 52 <b>63</b> | 136       | H | Southern Ill. | 83 59        | 97         | H | Drake         | 65 <b>81</b> |                          |   |               |              |
| 97                        | A | Drake        | 61 <b>91</b> | 95        | H | UNI           | 64 60        |            |   |               |              |                          |   |               |              |
| 227                       | H | Indiana St.  | 71 <b>74</b> | 316       | A | Illinois St.  | 57 41        |            |   |               |              |                          |   |               |              |
| 316                       | H | Illinois St. | 73 61        |           |   |               |              |            |   |               |              |                          |   |               |              |
| 290                       | A | Wichita St.  | 62 <b>65</b> |           |   |               |              |            |   |               |              |                          |   |               |              |

Non-Div I Games:

Loyola Chicago

■ Loss, 
 ■ Non-Conf, S Site, 
 ■ Home 
 ■ Away 
 N Neutral

Loyola Maryland

Through Games Of March 7, 2016

|                   |          |           |                |            |             |               |      |      |       |           |
|-------------------|----------|-----------|----------------|------------|-------------|---------------|------|------|-------|-----------|
| Average RPI Win:  | 296      | WON-LOST  | WINNING        | LAST 10    | STRENGTH OF | OPP. STRENGTH | TEAM | ADJ. | CONF. | ADJ CONF. |
| Average RPI Loss: | 158      | RECORD    | PCT. RANK      | GAMES      | SCHEDULE    | OF SCHEDULE   | RPI  | RPI  | RPI   | RPI       |
| DIV. I ONLY       | 15- 15   | 166       | 6- 4           | 286        | 304         | 222           | 222  | 25   | 25    |           |
| DIV. I NON-CONF.  | 3- 8     | 258       | 0- 0           | 289        | 314         | 287           | 287  | 27   | 27    |           |
| TOTALS            | RPI 1-25 | RPI 26-50 | W-L RECORDS    | RPI 51-100 | RPI 101-150 | RPI 150+      |      |      |       |           |
| 15- 15            | 0- 1     | 0- 0      | OVERALL        | 0- 5       | 0- 0        | 15- 9         |      |      |       |           |
| 8- 6              | 0- 0     | 0- 0      | HOME           | 0- 2       | 0- 0        | 8- 4          |      |      |       |           |
| 7- 9              | 0- 1     | 0- 0      | AWAY           | 0- 3       | 0- 0        | 7- 5          |      |      |       |           |
| 0- 0              | 0- 0     | 0- 0      | NEUTRAL        | 0- 0       | 0- 0        | 0- 0          |      |      |       |           |
| 3- 8              | 0- 1     | 0- 0      | NON-CONFERENCE | 0- 1       | 0- 0        | 3- 6          |      |      |       |           |
| 1- 3              | 0- 0     | 0- 0      | HOME           | 0- 0       | 0- 0        | 1- 3          |      |      |       |           |
| 2- 5              | 0- 1     | 0- 0      | AWAY           | 0- 1       | 0- 0        | 2- 3          |      |      |       |           |
| 0- 0              | 0- 0     | 0- 0      | NEUTRAL        | 0- 0       | 0- 0        | 0- 0          |      |      |       |           |
| 12- 7             | 0- 0     | 0- 0      | CONFERENCE     | 0- 4       | 0- 0        | 12- 3         |      |      |       |           |
| 7- 3              | 0- 0     | 0- 0      | HOME           | 0- 2       | 0- 0        | 7- 1          |      |      |       |           |
| 5- 4              | 0- 0     | 0- 0      | AWAY           | 0- 2       | 0- 0        | 5- 2          |      |      |       |           |
| 0- 0              | 0- 0     | 0- 0      | NEUTRAL        | 0- 0       | 0- 0        | 0- 0          |      |      |       |           |

| RPI 1-25                  |   |            |       | RPI 26-50 |   |                 |       | RPI 51-100 |   |                 |       | RPI 101+ Team's RPI: 222 |   |                      |       |
|---------------------------|---|------------|-------|-----------|---|-----------------|-------|------------|---|-----------------|-------|--------------------------|---|----------------------|-------|
| RPI                       | S | Opponent   | Score | RPI       | S | Opponent        | Score | RPI        | S | Opponent        | Score | RPI                      | S | Opponent             | Score |
| 8                         | A | Maryland   | 47 97 |           |   |                 |       | 54         | A | Villanova       | 55 67 | 154                      | A | Old Dominion         | 41 64 |
|                           |   |            |       |           |   |                 |       | 68         | A | Army West Point | 37 70 | 182                      | H | UMBC                 | 46 52 |
|                           |   |            |       |           |   |                 |       | 68         | H | Army West Point | 44 52 | 200                      | H | Fairfield            | 45 71 |
|                           |   |            |       |           |   |                 |       | 90         | A | Bucknell        | 64 71 | 202                      | H | William & Mary       | 61 62 |
|                           |   |            |       |           |   |                 |       | 90         | H | Bucknell        | 42 64 | 216                      | A | Lehigh               | 48 66 |
|                           |   |            |       |           |   |                 |       |            |   |                 |       | 216                      | H | Lehigh               | 68 76 |
|                           |   |            |       |           |   |                 |       |            |   |                 |       | 232                      | A | Navy                 | 38 45 |
|                           |   |            |       |           |   |                 |       |            |   |                 |       | 232                      | H | Navy                 | 44 42 |
|                           |   |            |       |           |   |                 |       |            |   |                 |       | 232                      | H | Navy                 | 51 38 |
|                           |   |            |       |           |   |                 |       |            |   |                 |       | 247                      | A | Columbia             | 53 63 |
|                           |   |            |       |           |   |                 |       |            |   |                 |       | 255                      | A | Holy Cross           | 59 49 |
|                           |   |            |       |           |   |                 |       |            |   |                 |       | 255                      | H | Holy Cross           | 58 45 |
|                           |   |            |       |           |   |                 |       |            |   |                 |       | 273                      | A | American             | 55 50 |
|                           |   |            |       |           |   |                 |       |            |   |                 |       | 273                      | H | American             | 52 46 |
|                           |   |            |       |           |   |                 |       |            |   |                 |       | 292                      | A | Colgate              | 65 49 |
|                           |   |            |       |           |   |                 |       |            |   |                 |       | 292                      | H | Colgate              | 55 38 |
|                           |   |            |       |           |   |                 |       |            |   |                 |       | 317                      | A | Mt. St. Mary's       | 65 63 |
|                           |   |            |       |           |   |                 |       |            |   |                 |       | 329                      | A | Lafayette            | 55 51 |
|                           |   |            |       |           |   |                 |       |            |   |                 |       | 329                      | H | Lafayette            | 66 65 |
|                           |   |            |       |           |   |                 |       |            |   |                 |       | 333                      | A | Lipscomb             | 57 52 |
|                           |   |            |       |           |   |                 |       |            |   |                 |       | 337                      | A | St. Francis Brooklyn | 54 64 |
|                           |   |            |       |           |   |                 |       |            |   |                 |       | 343                      | A | Boston U.            | 67 46 |
|                           |   |            |       |           |   |                 |       |            |   |                 |       | 343                      | H | Boston U.            | 63 54 |
|                           |   |            |       |           |   |                 |       |            |   |                 |       | 347                      | H | Norfolk St.          | 75 67 |
| LAST 12 Division I GAMES: |   |            |       |           |   |                 |       |            |   |                 |       |                          |   |                      |       |
| 232                       | H | Navy       | 44 42 | 343       | A | Boston U.       | 67 46 | 232        | A | Navy            | 38 45 |                          |   |                      |       |
| 255                       | H | Holy Cross | 58 45 | 68        | H | Army West Point | 44 52 | 216        | H | Lehigh          | 68 76 |                          |   |                      |       |
| 273                       | A | American   | 55 50 | 329       | A | Lafayette       | 55 51 |            |   |                 |       |                          |   |                      |       |
| 255                       | A | Holy Cross | 59 49 | 292       | A | Colgate         | 65 49 |            |   |                 |       |                          |   |                      |       |
| 292                       | H | Colgate    | 55 38 |           |   |                 |       |            |   |                 |       |                          |   |                      |       |
| 90                        | H | Bucknell   | 42 64 |           |   |                 |       |            |   |                 |       |                          |   |                      |       |

Non-Div I Games:

Loyola Maryland

Loss, Non-Conf, S Site, H Home A Away N Neutral

## Loyola Marymount

Through Games Of March 7, 2016

|                   |          |           |                |            |             |               |      |      |       |           |
|-------------------|----------|-----------|----------------|------------|-------------|---------------|------|------|-------|-----------|
| Average RPI Win:  | 265      | WON-LOST  | WINNING        | LAST 10    | STRENGTH OF | OPP. STRENGTH | TEAM | ADJ. | CONF. | ADJ CONF. |
| Average RPI Loss: | 104      | RECORD    | PCT. RANK      | GAMES      | SCHEDULE    | OF SCHEDULE   | RPI  | RPI  | RPI   | RPI       |
| DIV. I ONLY       | 11- 20   | 255       | 5- 5           | 209        | 100         | 240           | 240  | 8    | 8     |           |
| DIV. I NON-CONF.  | 4- 7     | 222       | 1- 0           | 335        | 191         | 297           | 297  | 9    | 9     |           |
| TOTALS            | RPI 1-25 | RPI 26-50 | W-L RECORDS    | RPI 51-100 | RPI 101-150 | RPI 150+      |      |      |       |           |
| 11- 20            | 0- 2     | 0- 1      | OVERALL        | 0- 10      | 0- 3        | 11- 4         |      |      |       |           |
| 5- 8              | 0- 1     | 0- 0      | HOME           | 0- 4       | 0- 1        | 5- 2          |      |      |       |           |
| 4- 11             | 0- 1     | 0- 1      | AWAY           | 0- 5       | 0- 2        | 4- 2          |      |      |       |           |
| 2- 1              | 0- 0     | 0- 0      | NEUTRAL        | 0- 1       | 0- 0        | 2- 0          |      |      |       |           |
| 4- 7              | 0- 0     | 0- 1      | NON-CONFERENCE | 0- 1       | 0- 1        | 4- 4          |      |      |       |           |
| 2- 2              | 0- 0     | 0- 0      | HOME           | 0- 0       | 0- 0        | 2- 2          |      |      |       |           |
| 1- 5              | 0- 0     | 0- 1      | AWAY           | 0- 1       | 0- 1        | 1- 2          |      |      |       |           |
| 1- 0              | 0- 0     | 0- 0      | NEUTRAL        | 0- 0       | 0- 0        | 1- 0          |      |      |       |           |
| 7- 13             | 0- 2     | 0- 0      | CONFERENCE     | 0- 9       | 0- 2        | 7- 0          |      |      |       |           |
| 3- 6              | 0- 1     | 0- 0      | HOME           | 0- 4       | 0- 1        | 3- 0          |      |      |       |           |
| 3- 6              | 0- 1     | 0- 0      | AWAY           | 0- 4       | 0- 1        | 3- 0          |      |      |       |           |
| 1- 1              | 0- 0     | 0- 0      | NEUTRAL        | 0- 1       | 0- 0        | 1- 0          |      |      |       |           |

| RPI 1-25                  |   |          |       | RPI 26-50 |   |                 |       | RPI 51-100 |   |                 |       | RPI 101+ Team's RPI: 240 |   |                   |       |
|---------------------------|---|----------|-------|-----------|---|-----------------|-------|------------|---|-----------------|-------|--------------------------|---|-------------------|-------|
| RPI                       | S | Opponent | Score | RPI       | S | Opponent        | Score | RPI        | S | Opponent        | Score | RPI                      | S | Opponent          | Score |
| 14                        | A | BYU      | 61 75 | 45        | A | Missouri        | 48 80 | 52         | A | St. Mary's (CA) | 57 72 | 113                      | A | Gonzaga           | 68 83 |
| 14                        | H | BYU      | 75 82 |           |   |                 |       | 52         | H | St. Mary's (CA) | 81 91 | 113                      | H | Gonzaga           | 59 66 |
|                           |   |          |       |           |   |                 |       | 52         | N | St. Mary's (CA) | 71 85 | 119                      | A | Hawaii            | 51 65 |
|                           |   |          |       |           |   |                 |       | 58         | A | UC Riverside    | 62 80 | 173                      | A | Pacific           | 63 60 |
|                           |   |          |       |           |   |                 |       | 62         | A | Santa Clara     | 41 68 | 173                      | H | Pacific           | 96 88 |
|                           |   |          |       |           |   |                 |       | 62         | H | Santa Clara     | 56 57 | 188                      | A | Cal Poly          | 58 70 |
|                           |   |          |       |           |   |                 |       | 80         | A | San Francisco   | 72 81 | 201                      | A | Colorado          | 81 92 |
|                           |   |          |       |           |   |                 |       | 80         | H | San Francisco   | 73 75 | 242                      | H | San Diego St.     | 92 65 |
|                           |   |          |       |           |   |                 |       | 82         | A | San Diego       | 58 82 | 266                      | A | Pepperdine        | 83 77 |
|                           |   |          |       |           |   |                 |       | 82         | H | San Diego       | 67 75 | 266                      | H | Pepperdine        | 79 69 |
|                           |   |          |       |           |   |                 |       |            |   |                 |       | 268                      | A | UC Santa Barbara  | 70 63 |
|                           |   |          |       |           |   |                 |       |            |   |                 |       | 271                      | H | Seattle           | 69 78 |
|                           |   |          |       |           |   |                 |       |            |   |                 |       | 288                      | A | Portland          | 77 62 |
|                           |   |          |       |           |   |                 |       |            |   |                 |       | 288                      | H | Portland          | 62 52 |
|                           |   |          |       |           |   |                 |       |            |   |                 |       | 288                      | N | Portland          | 85 72 |
|                           |   |          |       |           |   |                 |       |            |   |                 |       | 325                      | N | Nevada            | 69 58 |
|                           |   |          |       |           |   |                 |       |            |   |                 |       | 336                      | H | UC Irvine         | 95 50 |
|                           |   |          |       |           |   |                 |       |            |   |                 |       | 339                      | H | Cal St. Fullerton | 73 75 |
| LAST 12 Division I GAMES: |   |          |       |           |   |                 |       |            |   |                 |       |                          |   |                   |       |
|                           |   |          |       | 52        | N | St. Mary's (CA) | 71 85 | 52         | H | St. Mary's (CA) | 81 91 |                          |   |                   |       |
|                           |   |          |       | 288       | N | Portland        | 85 72 | 173        | H | Pacific         | 96 88 |                          |   |                   |       |
|                           |   |          |       | 336       | H | UC Irvine       | 95 50 | 288        | A | Portland        | 77 62 |                          |   |                   |       |
|                           |   |          |       | 266       | A | Pepperdine      | 83 77 | 113        | A | Gonzaga         | 68 83 |                          |   |                   |       |
|                           |   |          |       | 80        | A | San Francisco   | 72 81 | 82         | H | San Diego       | 67 75 |                          |   |                   |       |
|                           |   |          |       | 62        | A | Santa Clara     | 41 68 | 14         | H | BYU             | 75 82 |                          |   |                   |       |

Non-Div I Games:

Loyola Marymount

■ Loss, 
 ■ Non-Conf, 
 ■ S Site, 
 ■ H Home 
 ■ A Away 
 N Neutral

|                   |          |           |                |            |             |               |      |      |       |           |
|-------------------|----------|-----------|----------------|------------|-------------|---------------|------|------|-------|-----------|
| Average RPI Win:  | 210      | WON-LOST  | WINNING        | LAST 10    | STRENGTH OF | OPP. STRENGTH | TEAM | ADJ. | CONF. | ADJ CONF. |
| Average RPI Loss: | 101      | RECORD    | PCT. RANK      | GAMES      | SCHEDULE    | OF SCHEDULE   | RPI  | RPI  | RPI   | RPI       |
| DIV. I ONLY       | 25- 7    | 31        | 10- 0          | 221        | 146         | 63            | 63   | 16   | 16    |           |
| DIV. I NON-CONF.  | 8- 6     | 136       | 0- 0           | 247        | 45          | 127           | 127  | 19   | 19    |           |
| TOTALS            | RPI 1-25 | RPI 26-50 | W-L RECORDS    | RPI 51-100 | RPI 101-150 | RPI 150+      |      |      |       |           |
| 25- 7             | 0- 0     | 1- 1      | OVERALL        | 2- 3       | 1- 1        | 21- 2         |      |      |       |           |
| 11- 0             | 0- 0     | 1- 0      | HOME           | 0- 0       | 0- 0        | 10- 0         |      |      |       |           |
| 10- 6             | 0- 0     | 0- 1      | AWAY           | 1- 2       | 0- 1        | 9- 2          |      |      |       |           |
| 4- 1              | 0- 0     | 0- 0      | NEUTRAL        | 1- 1       | 1- 0        | 2- 0          |      |      |       |           |
| 8- 6              | 0- 0     | 0- 0      | NON-CONFERENCE | 2- 3       | 1- 1        | 5- 2          |      |      |       |           |
| 3- 0              | 0- 0     | 0- 0      | HOME           | 0- 0       | 0- 0        | 3- 0          |      |      |       |           |
| 3- 5              | 0- 0     | 0- 0      | AWAY           | 1- 2       | 0- 1        | 2- 2          |      |      |       |           |
| 2- 1              | 0- 0     | 0- 0      | NEUTRAL        | 1- 1       | 1- 0        | 0- 0          |      |      |       |           |
| 17- 1             | 0- 0     | 1- 1      | CONFERENCE     | 0- 0       | 0- 0        | 16- 0         |      |      |       |           |
| 8- 0              | 0- 0     | 1- 0      | HOME           | 0- 0       | 0- 0        | 7- 0          |      |      |       |           |
| 7- 1              | 0- 0     | 0- 1      | AWAY           | 0- 0       | 0- 0        | 7- 0          |      |      |       |           |
| 2- 0              | 0- 0     | 0- 0      | NEUTRAL        | 0- 0       | 0- 0        | 2- 0          |      |      |       |           |

| RPI S | Opponent      | Score | RPI S | Opponent      | Score | RPI S | Opponent       | Score | RPI S | Opponent            | Score |
|-------|---------------|-------|-------|---------------|-------|-------|----------------|-------|-------|---------------------|-------|
| 48    | A Albany (NY) | 59 64 | 48    | H Albany (NY) | 65 53 | 64    | A Purdue       | 33 56 | 118   | A Boston College    | 48 55 |
|       |               |       |       |               |       | 81    | A Minnesota    | 64 91 | 121   | N LSU               | 52 41 |
|       |               |       |       |               |       | 83    | N Dayton       | 37 58 | 153   | A North Carolina    | 58 59 |
|       |               |       |       |               |       | 91    | N Missouri St. | 69 65 | 157   | A Stony Brook       | 60 43 |
|       |               |       |       |               |       | 93    | A Harvard      | 64 53 | 157   | H Stony Brook       | 55 52 |
|       |               |       |       |               |       |       |                |       | 157   | N Stony Brook       | 51 48 |
|       |               |       |       |               |       |       |                |       | 158   | A Northeastern      | 44 56 |
|       |               |       |       |               |       |       |                |       | 182   | A UMBC              | 72 38 |
|       |               |       |       |               |       |       |                |       | 182   | H UMBC              | 65 55 |
|       |               |       |       |               |       |       |                |       | 214   | A Dartmouth         | 59 41 |
|       |               |       |       |               |       |       |                |       | 217   | A Hartford          | 50 44 |
|       |               |       |       |               |       |       |                |       | 217   | H Hartford          | 61 43 |
|       |               |       |       |               |       |       |                |       | 219   | A Binghamton        | 52 38 |
|       |               |       |       |               |       |       |                |       | 219   | H Binghamton        | 69 37 |
|       |               |       |       |               |       |       |                |       | 225   | H Bryant            | 76 38 |
|       |               |       |       |               |       |       |                |       | 231   | A New Hampshire     | 62 52 |
|       |               |       |       |               |       |       |                |       | 231   | H New Hampshire     | 59 55 |
|       |               |       |       |               |       |       |                |       | 231   | N New Hampshire     | 58 47 |
|       |               |       |       |               |       |       |                |       | 258   | H Clemson           | 75 42 |
|       |               |       |       |               |       |       |                |       | 275   | H Central Conn. St. | 62 42 |
|       |               |       |       |               |       |       |                |       | 276   | A Vermont           | 62 41 |
|       |               |       |       |               |       |       |                |       | 276   | H Vermont           | 63 51 |
|       |               |       |       |               |       |       |                |       | 320   | A UMass Lowell      | 73 46 |
|       |               |       |       |               |       |       |                |       | 320   | H UMass Lowell      | 74 44 |
|       |               |       |       |               |       |       |                |       | 323   | A North Dakota St.  | 82 51 |

## LAST 12 Division I GAMES:

|     |   |               |    |    |     |   |               |    |    |
|-----|---|---------------|----|----|-----|---|---------------|----|----|
| 157 | N | Stony Brook   | 51 | 48 | 320 | A | UMass Lowell  | 73 | 46 |
| 231 | N | New Hampshire | 58 | 47 | 231 | H | New Hampshire | 59 | 55 |
| 219 | H | Binghamton    | 69 | 37 | 182 | A | UMBC          | 72 | 38 |
| 217 | A | Hartford      | 50 | 44 | 276 | H | Vermont       | 63 | 51 |
| 157 | A | Stony Brook   | 60 | 43 | 219 | A | Binghamton    | 52 | 38 |
| 48  | H | Albany (NY)   | 65 | 53 | 217 | H | Hartford      | 61 | 43 |

Non-Div I Games: Colby

82 42

Maine

[illegible]

## Manhattan

Page 165

| RPI | S | Opponent      | Score |    |
|-----|---|---------------|-------|----|
| 338 | H | Saint Peter's | 64    | 47 |
| 338 | N | Saint Peter's | 60    | 43 |

M  
a  
n  
h  
a  
t  
t  
a  
n

M  
a  
n  
h  
a  
t  
t  
a  
n

Manhattan

|                              |          |           |                |             |               |          |      |       |           |
|------------------------------|----------|-----------|----------------|-------------|---------------|----------|------|-------|-----------|
| Average RPI Win: <b>247</b>  | WON-LOST | WINNING   | LAST 10        | STRENGTH OF | OPP. STRENGTH | TEAM     | ADJ. | CONF. | ADJ CONF. |
| Average RPI Loss: <b>121</b> | RECORD   | PCT. RANK | GAMES          | SCHEDULE    | OF SCHEDULE   | RPI      | RPI  | RPI   | RPI       |
| DIV. I ONLY                  | 16- 16   | 166       | 5- 5           | 144         | 217           | 159      | 159  | 23    | 23        |
| DIV. I NON-CONF.             | 1- 9     | 325       | 0- 0           | 30          | 78            | 224      | 224  | 22    | 22        |
| TOTALS                       | RPI 1-25 | RPI 26-50 | W-L RECORDS    | RPI 51-100  | RPI 101-150   | RPI 150+ |      |       |           |
| 16- 16                       | 0- 1     | 0- 2      | OVERALL        | 1- 4        | 1- 4          | 14- 5    |      |       |           |
| 9- 4                         | 0- 0     | 0- 1      | HOME           | 1- 1        | 1- 0          | 7- 2     |      |       |           |
| 6- 8                         | 0- 0     | 0- 1      | AWAY           | 0- 2        | 0- 2          | 6- 3     |      |       |           |
| 1- 4                         | 0- 1     | 0- 0      | NEUTRAL        | 0- 1        | 0- 2          | 1- 0     |      |       |           |
| 1- 9                         | 0- 1     | 0- 2      | NON-CONFERENCE | 0- 3        | 0- 2          | 1- 1     |      |       |           |
| 0- 3                         | 0- 0     | 0- 1      | HOME           | 0- 1        | 0- 0          | 0- 1     |      |       |           |
| 1- 3                         | 0- 0     | 0- 1      | AWAY           | 0- 1        | 0- 1          | 1- 0     |      |       |           |
| 0- 3                         | 0- 1     | 0- 0      | NEUTRAL        | 0- 1        | 0- 1          | 0- 0     |      |       |           |
| 15- 7                        | 0- 0     | 0- 0      | CONFERENCE     | 1- 1        | 1- 2          | 13- 4    |      |       |           |
| 9- 1                         | 0- 0     | 0- 0      | HOME           | 1- 0        | 1- 0          | 7- 1     |      |       |           |
| 5- 5                         | 0- 0     | 0- 0      | AWAY           | 0- 1        | 0- 1          | 5- 3     |      |       |           |
| 1- 1                         | 0- 0     | 0- 0      | NEUTRAL        | 0- 0        | 0- 1          | 1- 0     |      |       |           |

| RPI 1-25                  |   |            |       | RPI 26-50 |   |                 |       | RPI 51-100 |   |                  |       | RPI 101+ |   |               |       | Team's RPI: 159 |  |
|---------------------------|---|------------|-------|-----------|---|-----------------|-------|------------|---|------------------|-------|----------|---|---------------|-------|-----------------|--|
| RPI                       | S | Opponent   | Score | RPI       | S | Opponent        | Score | RPI        | S | Opponent         | Score | RPI      | S | Opponent      | Score |                 |  |
| 15                        | N | Louisville | 53 65 | 33        | H | Princeton       | 44 77 | 60         | A | South Dakota St. | 68 77 | 101      | A | Iona          | 49 69 |                 |  |
|                           |   |            |       | 43        | A | St. John's (NY) | 47 61 | 65         | H | Hofstra          | 67 71 | 101      | H | Iona          | 62 61 |                 |  |
|                           |   |            |       |           |   |                 |       | 86         | A | Quinnipiac       | 71 76 | 101      | N | Iona          | 53 57 |                 |  |
|                           |   |            |       |           |   |                 |       | 86         | H | Quinnipiac       | 56 47 | 110      | A | Creighton     | 46 89 |                 |  |
|                           |   |            |       |           |   |                 |       | 91         | N | Missouri St.     | 45 77 | 121      | N | LSU           | 49 72 |                 |  |
|                           |   |            |       |           |   |                 |       |            |   |                  |       | 163      | H | Delaware      | 50 56 |                 |  |
|                           |   |            |       |           |   |                 |       |            |   |                  |       | 200      | A | Fairfield     | 72 57 |                 |  |
|                           |   |            |       |           |   |                 |       |            |   |                  |       | 200      | H | Fairfield     | 64 63 |                 |  |
|                           |   |            |       |           |   |                 |       |            |   |                  |       | 224      | A | Canisius      | 69 71 |                 |  |
|                           |   |            |       |           |   |                 |       |            |   |                  |       | 224      | H | Canisius      | 67 55 |                 |  |
|                           |   |            |       |           |   |                 |       |            |   |                  |       | 228      | A | Siena         | 56 60 |                 |  |
|                           |   |            |       |           |   |                 |       |            |   |                  |       | 228      | H | Siena         | 66 37 |                 |  |
|                           |   |            |       |           |   |                 |       |            |   |                  |       | 245      | A | Monmouth      | 52 60 |                 |  |
|                           |   |            |       |           |   |                 |       |            |   |                  |       | 245      | H | Monmouth      | 78 55 |                 |  |
|                           |   |            |       |           |   |                 |       |            |   |                  |       | 250      | A | Manhattan     | 79 73 |                 |  |
|                           |   |            |       |           |   |                 |       |            |   |                  |       | 250      | H | Manhattan     | 59 64 |                 |  |
|                           |   |            |       |           |   |                 |       |            |   |                  |       | 250      | N | Manhattan     | 70 58 |                 |  |
|                           |   |            |       |           |   |                 |       |            |   |                  |       | 284      | A | Rider         | 74 56 |                 |  |
|                           |   |            |       |           |   |                 |       |            |   |                  |       | 284      | H | Rider         | 66 54 |                 |  |
|                           |   |            |       |           |   |                 |       |            |   |                  |       | 289      | A | Niagara       | 82 68 |                 |  |
|                           |   |            |       |           |   |                 |       |            |   |                  |       | 289      | H | Niagara       | 63 50 |                 |  |
|                           |   |            |       |           |   |                 |       |            |   |                  |       | 338      | A | Saint Peter's | 74 55 |                 |  |
|                           |   |            |       |           |   |                 |       |            |   |                  |       | 338      | H | Saint Peter's | 69 46 |                 |  |
|                           |   |            |       |           |   |                 |       |            |   |                  |       | 343      | A | Boston U.     | 73 54 |                 |  |
| LAST 12 Division I GAMES: |   |            |       |           |   |                 |       |            |   |                  |       |          |   |               |       |                 |  |
|                           |   |            |       | 101       | N | Iona            | 53 57 |            |   |                  |       | 224      | A | Canisius      | 69 71 |                 |  |
|                           |   |            |       | 250       | N | Manhattan       | 70 58 |            |   |                  |       | 289      | A | Niagara       | 82 68 |                 |  |
|                           |   |            |       | 224       | H | Canisius        | 67 55 |            |   |                  |       | 250      | H | Manhattan     | 59 64 |                 |  |
|                           |   |            |       | 228       | A | Siena           | 56 60 |            |   |                  |       | 338      | A | Saint Peter's | 74 55 |                 |  |
|                           |   |            |       | 200       | H | Fairfield       | 64 63 |            |   |                  |       | 284      | A | Rider         | 74 56 |                 |  |
|                           |   |            |       | 86        | A | Quinnipiac      | 71 76 |            |   |                  |       | 228      | H | Siena         | 66 37 |                 |  |

Non-Div I Games:

Marist

■ Loss, 
 ■ Non-Conf, 
 ■ S Site, 
 ■ Home 
 ■ A Away 
 N Neutral

|                   |          |           |                |            |             |               |      |      |       |           |
|-------------------|----------|-----------|----------------|------------|-------------|---------------|------|------|-------|-----------|
| Average RPI Win:  | 162      | WON-LOST  | WINNING        | LAST 10    | STRENGTH OF | OPP. STRENGTH | TEAM | ADJ. | CONF. | ADJ CONF. |
| Average RPI Loss: | 65       | RECORD    | PCT. RANK      | GAMES      | SCHEDULE    | OF SCHEDULE   | RPI  | RPI  | RPI   | RPI       |
| DIV. I ONLY       | 14- 16   | 191       | 5- 5           | 42         | 68          | 99            | 99   | 6    | 6     |           |
| DIV. I NON-CONF.  | 5- 6     | 180       | 0- 0           | 27         | 60          | 102           | 102  | 6    | 6     |           |
| TOTALS            | RPI 1-25 | RPI 26-50 | W-L RECORDS    | RPI 51-100 | RPI 101-150 | RPI 150+      |      |      |       |           |
| 14- 16            | 0- 3     | 2- 5      | OVERALL        | 1- 3       | 3- 4        | 8- 1          |      |      |       |           |
| 9- 4              | 0- 1     | 2- 1      | HOME           | 1- 1       | 2- 1        | 4- 0          |      |      |       |           |
| 4- 11             | 0- 2     | 0- 3      | AWAY           | 0- 2       | 1- 3        | 3- 1          |      |      |       |           |
| 1- 1              | 0- 0     | 0- 1      | NEUTRAL        | 0- 0       | 0- 0        | 1- 0          |      |      |       |           |
| 5- 6              | 0- 3     | 0- 0      | NON-CONFERENCE | 1- 1       | 1- 2        | 3- 0          |      |      |       |           |
| 2- 2              | 0- 1     | 0- 0      | HOME           | 1- 0       | 0- 1        | 1- 0          |      |      |       |           |
| 2- 4              | 0- 2     | 0- 0      | AWAY           | 0- 1       | 1- 1        | 1- 0          |      |      |       |           |
| 1- 0              | 0- 0     | 0- 0      | NEUTRAL        | 0- 0       | 0- 0        | 1- 0          |      |      |       |           |
| 9- 10             | 0- 0     | 2- 5      | CONFERENCE     | 0- 2       | 2- 2        | 5- 1          |      |      |       |           |
| 7- 2              | 0- 0     | 2- 1      | HOME           | 0- 1       | 2- 0        | 3- 0          |      |      |       |           |
| 2- 7              | 0- 0     | 0- 3      | AWAY           | 0- 1       | 0- 2        | 2- 1          |      |      |       |           |
| 0- 1              | 0- 0     | 0- 1      | NEUTRAL        | 0- 0       | 0- 0        | 0- 0          |      |      |       |           |

| RPI 1-25                  |   |             | RPI 26-50 |     |   | RPI 51-100      |        |     | Team's RPI: 99 | RPI 101+     |       |     |
|---------------------------|---|-------------|-----------|-----|---|-----------------|--------|-----|----------------|--------------|-------|-----|
| RPI                       | S | Opponent    | Score     | RPI | S | Opponent        | Score  | RPI | S              | Opponent     | Score | RPI |
| 5                         | H | Oregon St.  | 58 65     | 28  | A | DePaul          | 86 91  | 54  | A              | Villanova    | 60 81 | 102 |
| 11                        | A | Arizona St. | 80 90     | 28  | H | DePaul          | 65 98  | 54  | H              | Villanova    | 75 82 | 102 |
| 25                        | A | Green Bay   | 55 75     | 40  | A | Seton Hall      | 68 99  | 57  | H              | Auburn       | 70 69 | 110 |
|                           |   |             |           | 40  | H | Seton Hall      | 89 82  | 61  | A              | South Dakota | 69 97 | 110 |
|                           |   |             |           | 40  | N | Seton Hall      | 86 93  |     |                |              |       | 124 |
|                           |   |             |           | 43  | A | St. John's (NY) | 77 81  |     |                |              |       | 148 |
|                           |   |             |           | 43  | H | St. John's (NY) | 67 64  |     |                |              |       | 150 |
|                           |   |             |           |     |   |                 |        |     |                |              |       | 170 |
|                           |   |             |           |     |   |                 |        |     |                |              |       | 170 |
|                           |   |             |           |     |   |                 |        |     |                |              |       | 180 |
|                           |   |             |           |     |   |                 |        |     |                |              |       | 180 |
|                           |   |             |           |     |   |                 |        |     |                |              |       | 197 |
|                           |   |             |           |     |   |                 |        |     |                |              |       | 198 |
|                           |   |             |           |     |   |                 |        |     |                |              |       | 265 |
|                           |   |             |           |     |   |                 |        |     |                |              |       | 265 |
|                           |   |             |           |     |   |                 |        |     |                |              |       | 310 |
| LAST 12 Division I GAMES: |   |             |           |     |   |                 |        |     |                |              |       |     |
| 40                        | N | Seton Hall  | 86 93     | 54  | A | Villanova       | 60 81  |     |                |              |       |     |
| 28                        | H | DePaul      | 65 98     | 102 | A | Georgetown      | 72 75  |     |                |              |       |     |
| 265                       | A | Providence  | 92 85     | 40  | H | Seton Hall      | 89 82  |     |                |              |       |     |
| 110                       | A | Creighton   | 81 83     | 43  | H | St. John's (NY) | 67 64  |     |                |              |       |     |
| 170                       | H | Xavier      | 74 69     | 110 | H | Creighton       | 79 72  |     |                |              |       |     |
| 180                       | H | Butler      | 76 69     | 265 | H | Providence      | 105 75 |     |                |              |       |     |

Non-Div I Games:

Marquette



|                             |          |           |                |             |               |          |      |       |           |
|-----------------------------|----------|-----------|----------------|-------------|---------------|----------|------|-------|-----------|
| Average RPI Win: <b>222</b> | WON-LOST | WINNING   | LAST 10        | STRENGTH OF | OPP. STRENGTH | TEAM     | ADJ. | CONF. | ADJ CONF. |
| Average RPI Loss: <b>93</b> | RECORD   | PCT. RANK | GAMES          | SCHEDULE    | OF SCHEDULE   | RPI      | RPI  | RPI   | RPI       |
| DIV. I ONLY                 | 17- 10   | 97        | 6- 4           | 194         | 153           | 134      | 134  | 12    | 12        |
| DIV. I NON-CONF.            | 8- 1     | 23        | 0- 0           | 330         | 329           | 141      | 141  | 10    | 10        |
| TOTALS                      | RPI 1-25 | RPI 26-50 | W-L RECORDS    | RPI 51-100  | RPI 101-150   | RPI 150+ |      |       |           |
| 17- 10                      | 0- 1     | 1- 2      | OVERALL        | 0- 4        | 1- 0          | 15- 3    |      |       |           |
| 11- 4                       | 0- 0     | 1- 1      | HOME           | 0- 2        | 0- 0          | 10- 1    |      |       |           |
| 6- 5                        | 0- 0     | 0- 1      | AWAY           | 0- 2        | 1- 0          | 5- 2     |      |       |           |
| 0- 1                        | 0- 1     | 0- 0      | NEUTRAL        | 0- 0        | 0- 0          | 0- 0     |      |       |           |
| 8- 1                        | 0- 1     | 0- 0      | NON-CONFERENCE | 0- 0        | 1- 0          | 7- 0     |      |       |           |
| 6- 0                        | 0- 0     | 0- 0      | HOME           | 0- 0        | 0- 0          | 6- 0     |      |       |           |
| 2- 0                        | 0- 0     | 0- 0      | AWAY           | 0- 0        | 1- 0          | 1- 0     |      |       |           |
| 0- 1                        | 0- 1     | 0- 0      | NEUTRAL        | 0- 0        | 0- 0          | 0- 0     |      |       |           |
| 9- 9                        | 0- 0     | 1- 2      | CONFERENCE     | 0- 4        | 0- 0          | 8- 3     |      |       |           |
| 5- 4                        | 0- 0     | 1- 1      | HOME           | 0- 2        | 0- 0          | 4- 1     |      |       |           |
| 4- 5                        | 0- 0     | 0- 1      | AWAY           | 0- 2        | 0- 0          | 4- 2     |      |       |           |
| 0- 0                        | 0- 0     | 0- 0      | NEUTRAL        | 0- 0        | 0- 0          | 0- 0     |      |       |           |

| RPI 1-25                  |   |               |       | RPI 26-50 |   |                |       | RPI 51-100 |   |              |       | RPI 101+ |   |                    |         | Team's RPI: 134 |  |
|---------------------------|---|---------------|-------|-----------|---|----------------|-------|------------|---|--------------|-------|----------|---|--------------------|---------|-----------------|--|
| RPI                       | S | Opponent      | Score | RPI       | S | Opponent       | Score | RPI        | S | Opponent     | Score | RPI      | S | Opponent           | Score   |                 |  |
| 22                        | N | West Virginia | 60 66 | 31        | H | UTEP           | 79 64 | 66         | A | Middle Tenn. | 54 65 | 136      | A | Southern Ill.      | 61 55   |                 |  |
|                           |   |               |       | 35        | A | Western Ky.    | 52 81 | 66         | H | Middle Tenn. | 73 79 | 154      | A | Old Dominion       | 55 77   |                 |  |
|                           |   |               |       | 35        | H | Western Ky.    | 76 80 | 77         | A | Charlotte    | 77 87 | 154      | H | Old Dominion       | 80 62   |                 |  |
|                           |   |               |       |           |   |                |       | 77         | H | Charlotte    | 61 64 | 164      | A | Fla. Atlantic      | 73 84   |                 |  |
|                           |   |               |       |           |   |                |       |            |   |              |       | 165      | A | UAB                | 64 61   |                 |  |
|                           |   |               |       |           |   |                |       |            |   |              |       | 165      | H | UAB                | 73 65   |                 |  |
|                           |   |               |       |           |   |                |       |            |   |              |       | 168      | H | Cornell            | 73 47   |                 |  |
|                           |   |               |       |           |   |                |       |            |   |              |       | 171      | A | Southern Miss.     | 63 53   |                 |  |
|                           |   |               |       |           |   |                |       |            |   |              |       | 183      | A | Louisiana Tech     | 54 52   |                 |  |
|                           |   |               |       |           |   |                |       |            |   |              |       | 213      | H | Rhode Island       | 72 62   |                 |  |
|                           |   |               |       |           |   |                |       |            |   |              |       | 233      | H | Rice               | 81 52   |                 |  |
|                           |   |               |       |           |   |                |       |            |   |              |       | 238      | H | North Texas        | 63 71   |                 |  |
|                           |   |               |       |           |   |                |       |            |   |              |       | 249      | H | UTSA               | 80 76   |                 |  |
|                           |   |               |       |           |   |                |       |            |   |              |       | 263      | H | Saint Francis (PA) | 81 73   |                 |  |
|                           |   |               |       |           |   |                |       |            |   |              |       | 306      | A | Morehead St.       | 104 101 |                 |  |
|                           |   |               |       |           |   |                |       |            |   |              |       | 310      | A | FIU                | 65 58   |                 |  |
|                           |   |               |       |           |   |                |       |            |   |              |       | 342      | H | NJIT               | 63 50   |                 |  |
|                           |   |               |       |           |   |                |       |            |   |              |       | 346      | H | Alabama A&M        | 81 45   |                 |  |
|                           |   |               |       |           |   |                |       |            |   |              |       | 347      | H | Norfolk St.        | 81 67   |                 |  |
| LAST 12 Division I GAMES: |   |               |       |           |   |                |       |            |   |              |       |          |   |                    |         |                 |  |
|                           |   |               |       | 171       | A | Southern Miss. | 63 53 |            |   |              |       | 35       | H | Western Ky.        | 76 80   |                 |  |
|                           |   |               |       | 183       | A | Louisiana Tech | 54 52 |            |   |              |       | 249      | H | UTSA               | 80 76   |                 |  |
|                           |   |               |       | 66        | H | Middle Tenn.   | 73 79 |            |   |              |       | 31       | H | UTEP               | 79 64   |                 |  |
|                           |   |               |       | 165       | H | UAB            | 73 65 |            |   |              |       | 165      | A | UAB                | 64 61   |                 |  |
|                           |   |               |       | 154       | A | Old Dominion   | 55 77 |            |   |              |       | 66       | A | Middle Tenn.       | 54 65   |                 |  |
|                           |   |               |       | 77        | A | Charlotte      | 77 87 |            |   |              |       | 154      | H | Old Dominion       | 80 62   |                 |  |

Non-Div I Games:      Brescia                      92    40                      West Va. Tech                      83    39

Marshall

  Loss,   Non-Conf, S Site,   Home   Away N Neutral

Maryland

Through Games Of March 7, 2016

|                   |          |           |                |            |             |               |      |      |       |           |
|-------------------|----------|-----------|----------------|------------|-------------|---------------|------|------|-------|-----------|
| Average RPI Win:  | 124      | WON-LOST  | WINNING        | LAST 10    | STRENGTH OF | OPP. STRENGTH | TEAM | ADJ. | CONF. | ADJ CONF. |
| Average RPI Loss: | 5        | RECORD    | PCT. RANK      | GAMES      | SCHEDULE    | OF SCHEDULE   | RPI  | RPI  | RPI   | RPI       |
| DIV. I ONLY       | 30- 3    | 7         | 9- 1           | 50         | 35          | 8             | 8    | 5    | 5     |           |
| DIV. I NON-CONF.  | 11- 1    | 16        | 0- 0           | 96         | 147         | 18            | 18   | 4    | 4     |           |
| TOTALS            | RPI 1-25 | RPI 26-50 | W-L RECORDS    | RPI 51-100 | RPI 101-150 | RPI 150+      |      |      |       |           |
| 30- 3             | 3- 3     | 1- 0      | OVERALL        | 13- 0      | 3- 0        | 10- 0         |      |      |       |           |
| 15- 1             | 2- 1     | 1- 0      | HOME           | 5- 0       | 1- 0        | 6- 0          |      |      |       |           |
| 9- 1              | 0- 1     | 0- 0      | AWAY           | 5- 0       | 1- 0        | 3- 0          |      |      |       |           |
| 6- 1              | 1- 1     | 0- 0      | NEUTRAL        | 3- 0       | 1- 0        | 1- 0          |      |      |       |           |
| 11- 1             | 1- 1     | 0- 0      | NON-CONFERENCE | 1- 0       | 2- 0        | 7- 0          |      |      |       |           |
| 7- 0              | 1- 0     | 0- 0      | HOME           | 0- 0       | 1- 0        | 5- 0          |      |      |       |           |
| 1- 0              | 0- 0     | 0- 0      | AWAY           | 0- 0       | 0- 0        | 1- 0          |      |      |       |           |
| 3- 1              | 0- 1     | 0- 0      | NEUTRAL        | 1- 0       | 1- 0        | 1- 0          |      |      |       |           |
| 19- 2             | 2- 2     | 1- 0      | CONFERENCE     | 12- 0      | 1- 0        | 3- 0          |      |      |       |           |
| 8- 1              | 1- 1     | 1- 0      | HOME           | 5- 0       | 0- 0        | 1- 0          |      |      |       |           |
| 8- 1              | 0- 1     | 0- 0      | AWAY           | 5- 0       | 1- 0        | 2- 0          |      |      |       |           |
| 3- 0              | 1- 0     | 0- 0      | NEUTRAL        | 2- 0       | 0- 0        | 0- 0          |      |      |       |           |

| RPI 1-25                  |   |                    |        | RPI 26-50 |   |                    |       | RPI 51-100 |   |                  |        | RPI 101+ |   |                   |        |
|---------------------------|---|--------------------|--------|-----------|---|--------------------|-------|------------|---|------------------|--------|----------|---|-------------------|--------|
| RPI                       | S | Opponent           | Score  | RPI       | S | Opponent           | Score | RPI        | S | Opponent         | Score  | RPI      | S | Opponent          | Score  |
| 3                         | N | UConn              | 73 83  | 46        | H | Indiana            | 86 63 | 51         | A | Rutgers          | 73 59  | 125      | N | Pittsburgh        | 70 49  |
| 6                         | A | Ohio St.           | 86 94  |           |   |                    |       | 59         | A | Iowa             | 76 56  | 131      | A | Penn St.          | 89 53  |
| 6                         | H | Ohio St.           | 71 80  |           |   |                    |       | 59         | N | Iowa             | 75 55  | 143      | H | Detroit           | 97 41  |
| 13                        | H | Syracuse           | 82 64  |           |   |                    |       | 60         | N | South Dakota St. | 62 55  | 154      | N | Old Dominion      | 95 49  |
| 17                        | H | Michigan St.       | 85 76  |           |   |                    |       | 64         | A | Purdue           | 87 67  | 155      | H | Southern U.       | 94 61  |
| 17                        | N | Michigan St.       | 60 44  |           |   |                    |       | 64         | H | Purdue           | 73 59  | 179      | A | Illinois          | 79 63  |
|                           |   |                    |        |           |   |                    |       | 75         | A | Michigan         | 74 67  | 197      | A | Wisconsin         | 90 65  |
|                           |   |                    |        |           |   |                    |       | 75         | H | Michigan         | 76 56  | 197      | H | Wisconsin         | 83 77  |
|                           |   |                    |        |           |   |                    |       | 81         | H | Minnesota        | 110 77 | 222      | H | Loyola Maryland   | 97 47  |
|                           |   |                    |        |           |   |                    |       | 94         | H | Nebraska         | 89 50  | 253      | H | High Point        | 105 50 |
|                           |   |                    |        |           |   |                    |       | 100        | A | Northwestern     | 79 70  | 275      | H | Central Conn. St. | 86 43  |
|                           |   |                    |        |           |   |                    |       | 100        | H | Northwestern     | 80 62  | 281      | A | UMES              | 106 30 |
|                           |   |                    |        |           |   |                    |       | 100        | N | Northwestern     | 83 62  | 320      | H | UMass Lowell      | 102 53 |
| LAST 12 Division I GAMES: |   |                    |        |           |   |                    |       |            |   |                  |        |          |   |                   |        |
|                           |   | 17 N Michigan St.  | 60 44  |           |   | 75 H Michigan      | 76 56 |            |   |                  |        |          |   |                   |        |
|                           |   | 100 N Northwestern | 83 62  |           |   | 100 A Northwestern | 79 70 |            |   |                  |        |          |   |                   |        |
|                           |   | 59 N Iowa          | 75 55  |           |   | 64 H Purdue        | 73 59 |            |   |                  |        |          |   |                   |        |
|                           |   | 81 H Minnesota     | 110 77 |           |   | 6 A Ohio St.       | 86 94 |            |   |                  |        |          |   |                   |        |
|                           |   | 197 H Wisconsin    | 83 77  |           |   | 17 H Michigan St.  | 85 76 |            |   |                  |        |          |   |                   |        |
|                           |   | 51 A Rutgers       | 73 59  |           |   | 64 A Purdue        | 87 67 |            |   |                  |        |          |   |                   |        |

Non-Div I Games:

Maryland

Loss, Non-Conf, S Site, H Home A Away N Neutral

## Massachusetts

Through Games Of March 7, 2016

|                   |          |           |                |            |             |               |      |      |       |           |
|-------------------|----------|-----------|----------------|------------|-------------|---------------|------|------|-------|-----------|
| Average RPI Win:  | 209      | WON-LOST  | WINNING        | LAST 10    | STRENGTH OF | OPP. STRENGTH | TEAM | ADJ. | CONF. | ADJ CONF. |
| Average RPI Loss: | 128      | RECORD    | PCT. RANK      | GAMES      | SCHEDULE    | OF SCHEDULE   | RPI  | RPI  | RPI   | RPI       |
| DIV. I ONLY       | 12- 18   | 231       | 6- 4           | 208        | 101         | 221           | 221  | 7    | 7     |           |
| DIV. I NON-CONF.  | 6- 6     | 160       | 0- 1           | 255        | 176         | 198           | 198  | 8    | 8     |           |
| TOTALS            | RPI 1-25 | RPI 26-50 | W-L RECORDS    | RPI 51-100 | RPI 101-150 | RPI 150+      |      |      |       |           |
| 12- 18            | 0- 2     | 1- 2      | OVERALL        | 2- 4       | 0- 2        | 9- 8          |      |      |       |           |
| 7- 6              | 0- 0     | 1- 0      | HOME           | 2- 1       | 0- 2        | 4- 3          |      |      |       |           |
| 4- 10             | 0- 2     | 0- 2      | AWAY           | 0- 2       | 0- 0        | 4- 4          |      |      |       |           |
| 1- 2              | 0- 0     | 0- 0      | NEUTRAL        | 0- 1       | 0- 0        | 1- 1          |      |      |       |           |
| 6- 6              | 0- 0     | 0- 1      | NON-CONFERENCE | 1- 2       | 0- 1        | 5- 2          |      |      |       |           |
| 4- 1              | 0- 0     | 0- 0      | HOME           | 1- 0       | 0- 1        | 3- 0          |      |      |       |           |
| 2- 4              | 0- 0     | 0- 1      | AWAY           | 0- 1       | 0- 0        | 2- 2          |      |      |       |           |
| 0- 1              | 0- 0     | 0- 0      | NEUTRAL        | 0- 1       | 0- 0        | 0- 0          |      |      |       |           |
| 6- 12             | 0- 2     | 1- 1      | CONFERENCE     | 1- 2       | 0- 1        | 4- 6          |      |      |       |           |
| 3- 5              | 0- 0     | 1- 0      | HOME           | 1- 1       | 0- 1        | 1- 3          |      |      |       |           |
| 2- 6              | 0- 2     | 0- 1      | AWAY           | 0- 1       | 0- 0        | 2- 2          |      |      |       |           |
| 1- 1              | 0- 0     | 0- 0      | NEUTRAL        | 0- 0       | 0- 0        | 1- 1          |      |      |       |           |

| RPI 1-25                  |   |                    |       | RPI 26-50 |   |                      |       | RPI 51-100 |   |             |       | RPI 101+ Team's RPI: 221 |   |                   |       |
|---------------------------|---|--------------------|-------|-----------|---|----------------------|-------|------------|---|-------------|-------|--------------------------|---|-------------------|-------|
| RPI                       | S | Opponent           | Score | RPI       | S | Opponent             | Score | RPI        | S | Opponent    | Score | RPI                      | S | Opponent          | Score |
| 18                        | A | Duquesne           | 64 73 | 37        | A | St. Bonaventure      | 41 66 | 53         | A | Saint Louis | 49 69 | 115                      | H | Saint Joseph's    | 58 62 |
| 24                        | A | George Washington  | 50 67 | 37        | H | St. Bonaventure      | 69 60 | 56         | N | Ball St.    | 54 81 | 130                      | H | Buffalo           | 48 56 |
|                           |   |                    |       | 47        | A | Duke                 | 46 70 | 65         | H | Hofstra     | 57 56 | 161                      | H | Fordham           | 55 60 |
|                           |   |                    |       |           |   |                      |       | 70         | H | VCU         | 66 74 | 161                      | N | Fordham           | 62 73 |
|                           |   |                    |       |           |   |                      |       | 83         | H | Dayton      | 76 69 | 169                      | A | George Mason      | 59 64 |
|                           |   |                    |       |           |   |                      |       | 93         | A | Harvard     | 65 67 | 190                      | A | Davidson          | 66 62 |
|                           |   |                    |       |           |   |                      |       |            |   |             |       | 198                      | H | Richmond          | 68 74 |
|                           |   |                    |       |           |   |                      |       |            |   |             |       | 201                      | A | Colorado          | 63 90 |
|                           |   |                    |       |           |   |                      |       |            |   |             |       | 213                      | A | Rhode Island      | 71 64 |
|                           |   |                    |       |           |   |                      |       |            |   |             |       | 213                      | H | Rhode Island      | 79 80 |
|                           |   |                    |       |           |   |                      |       |            |   |             |       | 217                      | H | Hartford          | 63 57 |
|                           |   |                    |       |           |   |                      |       |            |   |             |       | 225                      | A | Bryant            | 86 69 |
|                           |   |                    |       |           |   |                      |       |            |   |             |       | 255                      | A | Holy Cross        | 74 60 |
|                           |   |                    |       |           |   |                      |       |            |   |             |       | 275                      | A | Central Conn. St. | 68 78 |
|                           |   |                    |       |           |   |                      |       |            |   |             |       | 280                      | A | La Salle          | 57 66 |
|                           |   |                    |       |           |   |                      |       |            |   |             |       | 280                      | H | La Salle          | 80 57 |
|                           |   |                    |       |           |   |                      |       |            |   |             |       | 280                      | N | La Salle          | 81 65 |
|                           |   |                    |       |           |   |                      |       |            |   |             |       | 320                      | H | UMass Lowell      | 84 58 |
|                           |   |                    |       |           |   |                      |       |            |   |             |       | 343                      | H | Boston U.         | 73 56 |
| LAST 12 Division I GAMES: |   |                    |       |           |   |                      |       |            |   |             |       |                          |   |                   |       |
|                           |   | 161 N Fordham      | 62 73 |           |   | 83 H Dayton          | 76 69 |            |   |             |       |                          |   |                   |       |
|                           |   | 280 N La Salle     | 81 65 |           |   | 37 H St. Bonaventure | 69 60 |            |   |             |       |                          |   |                   |       |
|                           |   | 56 N Ball St.      | 54 81 |           |   | 280 A La Salle       | 57 66 |            |   |             |       |                          |   |                   |       |
|                           |   | 280 H La Salle     | 80 57 |           |   | 161 H Fordham        | 55 60 |            |   |             |       |                          |   |                   |       |
|                           |   | 213 A Rhode Island | 71 64 |           |   | 18 A Duquesne        | 64 73 |            |   |             |       |                          |   |                   |       |
|                           |   | 190 A Davidson     | 66 62 |           |   | 169 A George Mason   | 59 64 |            |   |             |       |                          |   |                   |       |

Non-Div I Games:

Massachusetts

■ Loss, 
 ■ Non-Conf, 
 ■ S Site, 
 ■ Home 
 ■ A Away 
 N Neutral

## McNeese St.

Through Games Of March 7, 2016

|                   |          |           |                |            |             |               |      |      |       |           |
|-------------------|----------|-----------|----------------|------------|-------------|---------------|------|------|-------|-----------|
| Average RPI Win:  | 259      | WON-LOST  | WINNING        | LAST 10    | STRENGTH OF | OPP. STRENGTH | TEAM | ADJ. | CONF. | ADJ CONF. |
| Average RPI Loss: | 138      | RECORD    | PCT. RANK      | GAMES      | SCHEDULE    | OF SCHEDULE   | RPI  | RPI  | RPI   | RPI       |
| DIV. I ONLY       | 16- 11   | 121       | 6- 4           | 256        | 223         | 144           | 144  | 26   | 26    |           |
| DIV. I NON-CONF.  | 5- 4     | 138       | 0- 0           | 129        | 42          | 91            | 91   | 26   | 26    |           |
| TOTALS            | RPI 1-25 | RPI 26-50 | W-L RECORDS    | RPI 51-100 | RPI 101-150 | RPI 150+      |      |      |       |           |
| 16- 11            | 0- 1     | 0- 1      | OVERALL        | 0- 4       | 2- 1        | 14- 4         |      |      |       |           |
| 9- 2              | 0- 0     | 0- 0      | HOME           | 0- 1       | 1- 0        | 8- 1          |      |      |       |           |
| 6- 9              | 0- 1     | 0- 1      | AWAY           | 0- 3       | 1- 1        | 5- 3          |      |      |       |           |
| 1- 0              | 0- 0     | 0- 0      | NEUTRAL        | 0- 0       | 0- 0        | 1- 0          |      |      |       |           |
| 5- 4              | 0- 1     | 0- 1      | NON-CONFERENCE | 0- 1       | 1- 0        | 4- 1          |      |      |       |           |
| 2- 0              | 0- 0     | 0- 0      | HOME           | 0- 0       | 0- 0        | 2- 0          |      |      |       |           |
| 2- 4              | 0- 1     | 0- 1      | AWAY           | 0- 1       | 1- 0        | 1- 1          |      |      |       |           |
| 1- 0              | 0- 0     | 0- 0      | NEUTRAL        | 0- 0       | 0- 0        | 1- 0          |      |      |       |           |
| 11- 7             | 0- 0     | 0- 0      | CONFERENCE     | 0- 3       | 1- 1        | 10- 3         |      |      |       |           |
| 7- 2              | 0- 0     | 0- 0      | HOME           | 0- 1       | 1- 0        | 6- 1          |      |      |       |           |
| 4- 5              | 0- 0     | 0- 0      | AWAY           | 0- 2       | 0- 1        | 4- 2          |      |      |       |           |
| 0- 0              | 0- 0     | 0- 0      | NEUTRAL        | 0- 0       | 0- 0        | 0- 0          |      |      |       |           |

| RPI 1-25                  |   |          |        | RPI 26-50 |   |                  |       | RPI 51-100 |   |                   |       | RPI 101+ Team's RPI: 144 |   |                    |       |
|---------------------------|---|----------|--------|-----------|---|------------------|-------|------------|---|-------------------|-------|--------------------------|---|--------------------|-------|
| RPI                       | S | Opponent | Score  | RPI       | S | Opponent         | Score | RPI        | S | Opponent          | Score | RPI                      | S | Opponent           | Score |
| 2                         | A | Baylor   | 46 105 | 41        | A | Chattanooga      | 53 68 | 73         | A | Tulane            | 55 74 | 116                      | A | Northwestern St.   | 64 85 |
|                           |   |          |        |           |   |                  |       | 76         | A | Abilene Christian | 62 79 | 116                      | H | Northwestern St.   | 78 74 |
|                           |   |          |        |           |   |                  |       | 98         | A | Central Ark.      | 52 76 | 146                      | A | UT Arlington       | 63 57 |
|                           |   |          |        |           |   |                  |       | 98         | H | Central Ark.      | 56 70 | 176                      | A | Ole Miss           | 56 96 |
|                           |   |          |        |           |   |                  |       |            |   |                   |       | 183                      | A | Louisiana Tech     | 74 71 |
|                           |   |          |        |           |   |                  |       |            |   |                   |       | 199                      | A | SFA                | 55 80 |
|                           |   |          |        |           |   |                  |       |            |   |                   |       | 214                      | N | Dartmouth          | 78 56 |
|                           |   |          |        |           |   |                  |       |            |   |                   |       | 233                      | H | Rice               | 61 53 |
|                           |   |          |        |           |   |                  |       |            |   |                   |       | 237                      | H | Sam Houston St.    | 82 79 |
|                           |   |          |        |           |   |                  |       |            |   |                   |       | 248                      | A | Houston Baptist    | 71 64 |
|                           |   |          |        |           |   |                  |       |            |   |                   |       | 274                      | H | La.-Monroe         | 72 62 |
|                           |   |          |        |           |   |                  |       |            |   |                   |       | 287                      | A | Lamar              | 76 69 |
|                           |   |          |        |           |   |                  |       |            |   |                   |       | 287                      | H | Lamar              | 92 84 |
|                           |   |          |        |           |   |                  |       |            |   |                   |       | 304                      | A | Nicholls St.       | 81 85 |
|                           |   |          |        |           |   |                  |       |            |   |                   |       | 304                      | H | Nicholls St.       | 96 62 |
|                           |   |          |        |           |   |                  |       |            |   |                   |       | 313                      | H | A&M-Corpus Christi | 72 51 |
|                           |   |          |        |           |   |                  |       |            |   |                   |       | 319                      | A | Southeastern La.   | 83 74 |
|                           |   |          |        |           |   |                  |       |            |   |                   |       | 319                      | H | Southeastern La.   | 96 79 |
|                           |   |          |        |           |   |                  |       |            |   |                   |       | 330                      | H | Incarinate Word    | 55 68 |
|                           |   |          |        |           |   |                  |       |            |   |                   |       | 331                      | A | New Orleans        | 77 74 |
|                           |   |          |        |           |   |                  |       |            |   |                   |       | 331                      | H | New Orleans        | 92 63 |
| LAST 12 Division I GAMES: |   |          |        |           |   |                  |       |            |   |                   |       |                          |   |                    |       |
|                           |   |          |        | 98        | A | Central Ark.     | 52 76 | 319        | A | Southeastern La.  | 83 74 |                          |   |                    |       |
|                           |   |          |        | 304       | H | Nicholls St.     | 96 62 | 304        | A | Nicholls St.      | 81 85 |                          |   |                    |       |
|                           |   |          |        | 287       | A | Lamar            | 76 69 | 331        | H | New Orleans       | 92 63 |                          |   |                    |       |
|                           |   |          |        | 287       | H | Lamar            | 92 84 | 331        | A | New Orleans       | 77 74 |                          |   |                    |       |
|                           |   |          |        | 98        | H | Central Ark.     | 56 70 | 319        | H | Southeastern La.  | 96 79 |                          |   |                    |       |
|                           |   |          |        | 116       | A | Northwestern St. | 64 85 | 116        | H | Northwestern St.  | 78 74 |                          |   |                    |       |

Non-Div I Games: Southern-N.O. 97 61 Louisiana Col. 73 59 Loyola (LA) 70 69

McNeese St.

Loss, Non-Conf, S Site, H Home A Away N Neutral

|                             |               |            |                |             |               |            |            |          |           |
|-----------------------------|---------------|------------|----------------|-------------|---------------|------------|------------|----------|-----------|
| Average RPI Win: <b>188</b> | WON-LOST      | WINNING    | LAST 10        | STRENGTH OF | OPP. STRENGTH | TEAM       | ADJ.       | CONF.    | ADJ CONF. |
| Average RPI Loss: <b>87</b> | RECORD        | PCT. RANK  | GAMES          | SCHEDULE    | OF SCHEDULE   | RPI        | RPI        | RPI      | RPI       |
| DIV. I ONLY                 | <b>18- 12</b> | <b>113</b> | <b>7- 3</b>    | <b>133</b>  | <b>79</b>     | <b>111</b> | <b>111</b> | <b>9</b> | <b>9</b>  |
| DIV. I NON-CONF.            | <b>6- 5</b>   | <b>146</b> | <b>0- 0</b>    | <b>147</b>  | <b>85</b>     | <b>154</b> | <b>154</b> | <b>7</b> | <b>7</b>  |
| TOTALS                      | RPI 1-25      | RPI 26-50  | W-L RECORDS    | RPI 51-100  | RPI 101-150   | RPI 150+   |            |          |           |
| 18- 12                      | 1- 4          | 0- 0       | OVERALL        | 3- 4        | 4- 1          | 10- 3      |            |          |           |
| 12- 4                       | 1- 2          | 0- 0       | HOME           | 2- 1        | 3- 0          | 6- 1       |            |          |           |
| 6- 7                        | 0- 2          | 0- 0       | AWAY           | 1- 2        | 1- 1          | 4- 2       |            |          |           |
| 0- 1                        | 0- 0          | 0- 0       | NEUTRAL        | 0- 1        | 0- 0          | 0- 0       |            |          |           |
| 6- 5                        | 0- 1          | 0- 0       | NON-CONFERENCE | 1- 2        | 2- 1          | 3- 1       |            |          |           |
| 5- 2                        | 0- 1          | 0- 0       | HOME           | 0- 1        | 2- 0          | 3- 0       |            |          |           |
| 1- 3                        | 0- 0          | 0- 0       | AWAY           | 1- 1        | 0- 1          | 0- 1       |            |          |           |
| 0- 0                        | 0- 0          | 0- 0       | NEUTRAL        | 0- 0        | 0- 0          | 0- 0       |            |          |           |
| 12- 7                       | 1- 3          | 0- 0       | CONFERENCE     | 2- 2        | 2- 0          | 7- 2       |            |          |           |
| 7- 2                        | 1- 1          | 0- 0       | HOME           | 2- 0        | 1- 0          | 3- 1       |            |          |           |
| 5- 4                        | 0- 2          | 0- 0       | AWAY           | 0- 1        | 1- 0          | 4- 1       |            |          |           |
| 0- 1                        | 0- 0          | 0- 0       | NEUTRAL        | 0- 1        | 0- 0          | 0- 0       |            |          |           |

| RPI                       | S | Opponent          | Score        | RPI | S | Opponent   | Score        | RPI | S | Opponent      | Score        | RPI | S | Opponent         | Score        | Team's RPI: 111 |
|---------------------------|---|-------------------|--------------|-----|---|------------|--------------|-----|---|---------------|--------------|-----|---|------------------|--------------|-----------------|
| 3                         | A | UConn             | 40 <b>83</b> |     |   |            |              | 53  | H | Saint Louis   | 57 <b>63</b> | 102 | H | Georgetown       | 57 53        |                 |
| 3                         | H | UConn             | 46 <b>86</b> |     |   |            |              | 69  | A | Central Mich. | 64 61        | 104 | A | Little Rock      | 53 <b>61</b> |                 |
| 20                        | A | South Fla.        | 82 <b>97</b> |     |   |            |              | 71  | A | Temple        | 58 <b>82</b> | 136 | H | Southern Ill.    | 61 58        |                 |
| 20                        | H | South Fla.        | 88 87        |     |   |            |              | 71  | H | Temple        | 100 97       | 149 | A | East Carolina    | 79 78        |                 |
| 24                        | H | George Washington | 62 <b>68</b> |     |   |            |              | 73  | H | Tulane        | 83 67        | 149 | H | East Carolina    | 93 83        |                 |
|                           |   |                   |              |     |   |            |              | 73  | N | Tulane        | 64 <b>70</b> | 179 | H | Illinois         | 81 75        |                 |
|                           |   |                   |              |     |   |            |              | 81  | A | Minnesota     | 60 <b>70</b> | 193 | A | Tulsa            | 69 58        |                 |
|                           |   |                   |              |     |   |            |              |     |   |               |              | 193 | H | Tulsa            | 59 <b>65</b> |                 |
|                           |   |                   |              |     |   |            |              |     |   |               |              | 195 | A | SMU              | 49 <b>58</b> |                 |
|                           |   |                   |              |     |   |            |              |     |   |               |              | 220 | A | Kansas           | 63 <b>72</b> |                 |
|                           |   |                   |              |     |   |            |              |     |   |               |              | 239 | A | Cincinnati       | 64 47        |                 |
|                           |   |                   |              |     |   |            |              |     |   |               |              | 239 | H | Cincinnati       | 54 51        |                 |
|                           |   |                   |              |     |   |            |              |     |   |               |              | 277 | A | UCF              | 69 52        |                 |
|                           |   |                   |              |     |   |            |              |     |   |               |              | 277 | H | UCF              | 75 59        |                 |
|                           |   |                   |              |     |   |            |              |     |   |               |              | 285 | A | Houston          | 77 64        |                 |
|                           |   |                   |              |     |   |            |              |     |   |               |              | 285 | H | Houston          | 74 57        |                 |
|                           |   |                   |              |     |   |            |              |     |   |               |              | 298 | H | Jacksonville St. | 70 55        |                 |
|                           |   |                   |              |     |   |            |              |     |   |               |              | 340 | H | Eastern Ill.     | 80 49        |                 |
| LAST 12 Division I GAMES: |   |                   |              |     |   |            |              |     |   |               |              |     |   |                  |              |                 |
| 73                        | N | Tulane            | 64 <b>70</b> | 277 | A | UCF        | 69 52        |     |   |               |              |     |   |                  |              |                 |
| 285                       | A | Houston           | 77 64        | 239 | H | Cincinnati | 54 51        |     |   |               |              |     |   |                  |              |                 |
| 149                       | H | East Carolina     | 93 83        | 3   | A | UConn      | 40 <b>83</b> |     |   |               |              |     |   |                  |              |                 |
| 20                        | A | South Fla.        | 82 <b>97</b> | 277 | H | UCF        | 75 59        |     |   |               |              |     |   |                  |              |                 |
| 71                        | H | Temple            | 100 97       | 193 | A | Tulsa      | 69 58        |     |   |               |              |     |   |                  |              |                 |
| 149                       | A | East Carolina     | 79 78        | 20  | H | South Fla. | 88 87        |     |   |               |              |     |   |                  |              |                 |

Non-Div I Games:

Memphis

■ Loss, 
■ Non-Conf, 
■ S Site, 
■ H Home 
■ A Away 
N Neutral

## Mercer

Through Games Of March 7, 2016

|                   |          |           |                |            |             |               |      |      |       |           |
|-------------------|----------|-----------|----------------|------------|-------------|---------------|------|------|-------|-----------|
| Average RPI Win:  | 252      | WON-LOST  | WINNING        | LAST 10    | STRENGTH OF | OPP. STRENGTH | TEAM | ADJ. | CONF. | ADJ CONF. |
| Average RPI Loss: | 71       | RECORD    | PCT. RANK      | GAMES      | SCHEDULE    | OF SCHEDULE   | RPI  | RPI  | RPI   | RPI       |
| DIV. I ONLY       | 22- 8    | 53        | 8- 2           | 245        | 209         | 114           | 114  | 17   | 17    |           |
| DIV. I NON-CONF.  | 8- 5     | 120       | 0- 0           | 237        | 285         | 159           | 159  | 15   | 15    |           |
| TOTALS            | RPI 1-25 | RPI 26-50 | W-L RECORDS    | RPI 51-100 | RPI 101-150 | RPI 150+      |      |      |       |           |
| 22- 8             | 0- 1     | 1- 3      | OVERALL        | 0- 2       | 2- 1        | 19- 1         |      |      |       |           |
| 10- 3             | 0- 0     | 1- 0      | HOME           | 0- 1       | 1- 1        | 8- 1          |      |      |       |           |
| 9- 3              | 0- 1     | 0- 2      | AWAY           | 0- 0       | 1- 0        | 8- 0          |      |      |       |           |
| 3- 2              | 0- 0     | 0- 1      | NEUTRAL        | 0- 1       | 0- 0        | 3- 0          |      |      |       |           |
| 8- 5              | 0- 1     | 0- 1      | NON-CONFERENCE | 0- 2       | 0- 1        | 8- 0          |      |      |       |           |
| 4- 2              | 0- 0     | 0- 0      | HOME           | 0- 1       | 0- 1        | 4- 0          |      |      |       |           |
| 3- 2              | 0- 1     | 0- 1      | AWAY           | 0- 0       | 0- 0        | 3- 0          |      |      |       |           |
| 1- 1              | 0- 0     | 0- 0      | NEUTRAL        | 0- 1       | 0- 0        | 1- 0          |      |      |       |           |
| 14- 3             | 0- 0     | 1- 2      | CONFERENCE     | 0- 0       | 2- 0        | 11- 1         |      |      |       |           |
| 6- 1              | 0- 0     | 1- 0      | HOME           | 0- 0       | 1- 0        | 4- 1          |      |      |       |           |
| 6- 1              | 0- 0     | 0- 1      | AWAY           | 0- 0       | 1- 0        | 5- 0          |      |      |       |           |
| 2- 1              | 0- 0     | 0- 1      | NEUTRAL        | 0- 0       | 0- 0        | 2- 0          |      |      |       |           |

| RPI 1-25                  |   |             |       | RPI 26-50 |   |             |       | RPI 51-100 |   |               |       | RPI 101+ Team's RPI: 114 |   |                    |       |
|---------------------------|---|-------------|-------|-----------|---|-------------|-------|------------|---|---------------|-------|--------------------------|---|--------------------|-------|
| RPI                       | S | Opponent    | Score | RPI       | S | Opponent    | Score | RPI        | S | Opponent      | Score | RPI                      | S | Opponent           | Score |
| 16                        | A | Florida St. | 36 79 | 38        | A | Georgia     | 44 57 | 53         | H | Saint Louis   | 60 68 | 112                      | A | Samford            | 63 60 |
|                           |   |             |       | 41        | A | Chattanooga | 45 67 | 77         | N | Charlotte     | 62 72 | 112                      | H | Samford            | 63 61 |
|                           |   |             |       | 41        | H | Chattanooga | 67 44 |            |   |               |       | 136                      | H | Southern Ill.      | 52 55 |
|                           |   |             |       | 41        | N | Chattanooga | 57 65 |            |   |               |       | 166                      | A | ETSU               | 61 45 |
|                           |   |             |       |           |   |             |       |            |   |               |       | 166                      | H | ETSU               | 53 55 |
|                           |   |             |       |           |   |             |       |            |   |               |       | 215                      | A | Furman             | 61 50 |
|                           |   |             |       |           |   |             |       |            |   |               |       | 215                      | H | Furman             | 64 62 |
|                           |   |             |       |           |   |             |       |            |   |               |       | 215                      | N | Furman             | 64 50 |
|                           |   |             |       |           |   |             |       |            |   |               |       | 226                      | H | Col. of Charleston | 66 58 |
|                           |   |             |       |           |   |             |       |            |   |               |       | 279                      | A | Tennessee Tech     | 63 47 |
|                           |   |             |       |           |   |             |       |            |   |               |       | 286                      | A | Kennesaw St.       | 72 61 |
|                           |   |             |       |           |   |             |       |            |   |               |       | 291                      | H | Ga. Southern       | 62 50 |
|                           |   |             |       |           |   |             |       |            |   |               |       | 297                      | A | Florida A&M        | 54 50 |
|                           |   |             |       |           |   |             |       |            |   |               |       | 298                      | H | Jacksonville St.   | 46 39 |
|                           |   |             |       |           |   |             |       |            |   |               |       | 300                      | A | Western Caro.      | 92 88 |
|                           |   |             |       |           |   |             |       |            |   |               |       | 300                      | H | Western Caro.      | 63 42 |
|                           |   |             |       |           |   |             |       |            |   |               |       | 305                      | A | Wofford            | 70 61 |
|                           |   |             |       |           |   |             |       |            |   |               |       | 305                      | H | Wofford            | 80 32 |
|                           |   |             |       |           |   |             |       |            |   |               |       | 311                      | A | UNCG               | 86 78 |
|                           |   |             |       |           |   |             |       |            |   |               |       | 311                      | H | UNCG               | 81 47 |
|                           |   |             |       |           |   |             |       |            |   |               |       | 311                      | N | UNCG               | 75 53 |
|                           |   |             |       |           |   |             |       |            |   |               |       | 327                      | H | North Florida      | 68 54 |
|                           |   |             |       |           |   |             |       |            |   |               |       | 328                      | N | Howard             | 70 53 |
| LAST 12 Division I GAMES: |   |             |       |           |   |             |       |            |   |               |       |                          |   |                    |       |
|                           |   |             |       | 41        | N | Chattanooga | 57 65 | 166        | A | ETSU          | 61 45 |                          |   |                    |       |
|                           |   |             |       | 215       | N | Furman      | 64 50 | 112        | H | Samford       | 63 61 |                          |   |                    |       |
|                           |   |             |       | 311       | N | UNCG        | 75 53 | 311        | H | UNCG          | 81 47 |                          |   |                    |       |
|                           |   |             |       | 215       | H | Furman      | 64 62 | 300        | H | Western Caro. | 63 42 |                          |   |                    |       |
|                           |   |             |       | 305       | H | Wofford     | 80 32 | 215        | A | Furman        | 61 50 |                          |   |                    |       |
|                           |   |             |       | 41        | A | Chattanooga | 45 67 | 305        | A | Wofford       | 70 61 |                          |   |                    |       |

Non-Div I Games: Faulkner 86 33 Coastal Ga. 87 48

Mercer

Loss, Non-Conf, S Site, H Home A Away N Neutral

|                   |          |           |                |            |             |               |      |      |       |           |
|-------------------|----------|-----------|----------------|------------|-------------|---------------|------|------|-------|-----------|
| Average RPI Win:  | 151      | WON-LOST  | WINNING        | LAST 10    | STRENGTH OF | OPP. STRENGTH | TEAM | ADJ. | CONF. | ADJ CONF. |
| Average RPI Loss: | 22       | RECORD    | PCT. RANK      | GAMES      | SCHEDULE    | OF SCHEDULE   | RPI  | RPI  | RPI   | RPI       |
| DIV. I ONLY       | 24- 8    | 48        | 6- 4           | 39         | 49          | 26            | 26   | 4    | 4     |           |
| DIV. I NON-CONF.  | 12- 1    | 9         | 0- 0           | 166        | 149         | 39            | 39   | 5    | 5     |           |
| TOTALS            | RPI 1-25 | RPI 26-50 | W-L RECORDS    | RPI 51-100 | RPI 101-150 | RPI 150+      |      |      |       |           |
| 24- 8             | 1- 7     | 3- 0      | OVERALL        | 2- 0       | 8- 1        | 10- 0         |      |      |       |           |
| 13- 3             | 0- 3     | 2- 0      | HOME           | 0- 0       | 5- 0        | 6- 0          |      |      |       |           |
| 8- 3              | 0- 2     | 0- 0      | AWAY           | 2- 0       | 2- 1        | 4- 0          |      |      |       |           |
| 3- 2              | 1- 2     | 1- 0      | NEUTRAL        | 0- 0       | 1- 0        | 0- 0          |      |      |       |           |
| 12- 1             | 0- 1     | 1- 0      | NON-CONFERENCE | 1- 0       | 2- 0        | 8- 0          |      |      |       |           |
| 8- 0              | 0- 0     | 0- 0      | HOME           | 0- 0       | 2- 0        | 6- 0          |      |      |       |           |
| 3- 0              | 0- 0     | 0- 0      | AWAY           | 1- 0       | 0- 0        | 2- 0          |      |      |       |           |
| 1- 1              | 0- 1     | 1- 0      | NEUTRAL        | 0- 0       | 0- 0        | 0- 0          |      |      |       |           |
| 12- 7             | 1- 6     | 2- 0      | CONFERENCE     | 1- 0       | 6- 1        | 2- 0          |      |      |       |           |
| 5- 3              | 0- 3     | 2- 0      | HOME           | 0- 0       | 3- 0        | 0- 0          |      |      |       |           |
| 5- 3              | 0- 2     | 0- 0      | AWAY           | 1- 0       | 2- 1        | 2- 0          |      |      |       |           |
| 2- 1              | 1- 1     | 0- 0      | NEUTRAL        | 0- 0       | 1- 0        | 0- 0          |      |      |       |           |

| RPI 1-25                  |   |                     |       | RPI 26-50 |   |                      |       | Team's RPI: 26 | RPI 51-100 |   |              |       | RPI 101+ |   |                 |       |
|---------------------------|---|---------------------|-------|-----------|---|----------------------|-------|----------------|------------|---|--------------|-------|----------|---|-----------------|-------|
| RPI                       | S | Opponent            | Score | RPI       | S | Opponent             | Score |                | RPI        | S | Opponent     | Score | RPI      | S | Opponent        | Score |
| 1                         | A | Notre Dame          | 69 90 | 46        | N | Indiana              | 89 75 |                | 72         | A | Georgia Tech | 58 55 | 103      | H | Wright St.      | 80 67 |
| 1                         | N | Notre Dame          | 67 78 | 47        | H | Duke                 | 61 53 |                | 77         | A | Charlotte    | 77 70 | 109      | A | Virginia        | 56 76 |
| 2                         | N | Baylor              | 81 88 | 50        | H | North Carolina St.   | 73 44 |                |            |   |              |       | 118      | A | Boston College  | 67 62 |
| 13                        | H | Syracuse            | 51 57 |           |   |                      |       |                |            |   |              |       | 120      | A | Virginia Tech   | 57 45 |
| 15                        | H | Louisville          | 51 79 |           |   |                      |       |                |            |   |              |       | 120      | H | Virginia Tech   | 67 56 |
| 16                        | A | Florida St.         | 67 70 |           |   |                      |       |                |            |   |              |       | 125      | H | Pittsburgh      | 79 55 |
| 16                        | H | Florida St.         | 58 69 |           |   |                      |       |                |            |   |              |       | 125      | N | Pittsburgh      | 77 55 |
| 16                        | N | Florida St.         | 74 56 |           |   |                      |       |                |            |   |              |       | 139      | H | Wake Forest     | 71 60 |
|                           |   |                     |       |           |   |                      |       |                |            |   |              |       | 148      | H | Milwaukee       | 77 38 |
|                           |   |                     |       |           |   |                      |       |                |            |   |              |       | 153      | A | North Carolina  | 76 61 |
|                           |   |                     |       |           |   |                      |       |                |            |   |              |       | 154      | A | Old Dominion    | 61 35 |
|                           |   |                     |       |           |   |                      |       |                |            |   |              |       | 175      | A | Loyola Chicago  | 77 50 |
|                           |   |                     |       |           |   |                      |       |                |            |   |              |       | 179      | H | Illinois        | 73 64 |
|                           |   |                     |       |           |   |                      |       |                |            |   |              |       | 244      | H | Bethune-Cookman | 55 47 |
|                           |   |                     |       |           |   |                      |       |                |            |   |              |       | 246      | H | Coppin St.      | 78 59 |
|                           |   |                     |       |           |   |                      |       |                |            |   |              |       | 258      | A | Clemson         | 83 49 |
|                           |   |                     |       |           |   |                      |       |                |            |   |              |       | 280      | H | La Salle        | 86 58 |
|                           |   |                     |       |           |   |                      |       |                |            |   |              |       | 310      | H | FIU             | 83 55 |
|                           |   |                     |       |           |   |                      |       |                |            |   |              |       | 320      | H | UMass Lowell    | 84 53 |
| LAST 12 Division I GAMES: |   |                     |       |           |   |                      |       |                |            |   |              |       |          |   |                 |       |
|                           |   | 1 N Notre Dame      | 67 78 |           |   | 1 A Notre Dame       | 69 90 |                |            |   |              |       |          |   |                 |       |
|                           |   | 16 N Florida St.    | 74 56 |           |   | 72 A Georgia Tech    | 58 55 |                |            |   |              |       |          |   |                 |       |
|                           |   | 125 N Pittsburgh    | 77 55 |           |   | 47 H Duke            | 61 53 |                |            |   |              |       |          |   |                 |       |
|                           |   | 16 A Florida St.    | 67 70 |           |   | 118 A Boston College | 67 62 |                |            |   |              |       |          |   |                 |       |
|                           |   | 15 H Louisville     | 51 79 |           |   | 13 H Syracuse        | 51 57 |                |            |   |              |       |          |   |                 |       |
|                           |   | 120 H Virginia Tech | 67 56 |           |   | 120 A Virginia Tech  | 57 45 |                |            |   |              |       |          |   |                 |       |

Non-Div I Games:

Miami (FL)

| Average RPI Win:  | 265      | WON-LOST  | WINNING        | LAST 10    | STRENGTH OF | OPP. STRENGTH | TEAM | ADJ. | CONF. | ADJ CONF. |
|-------------------|----------|-----------|----------------|------------|-------------|---------------|------|------|-------|-----------|
| Average RPI Loss: | 137      | RECORD    | PCT. RANK      | GAMES      | SCHEDULE    | OF SCHEDULE   | RPI  | RPI  | RPI   | RPI       |
| DIV. I ONLY       | 9- 21    | 278       | 0- 10          | 219        | 160         | 282           | 282  | 11   | 11    |           |
| DIV. I NON-CONF.  | 6- 5     | 146       | 0- 0           | 310        | 237         | 238           | 238  | 13   | 13    |           |
| TOTALS            | RPI 1-25 | RPI 26-50 | W-L RECORDS    | RPI 51-100 | RPI 101-150 | RPI 150+      |      |      |       |           |
| 9- 21             | 0- 0     | 0- 2      | OVERALL        | 0- 5       | 1- 8        | 8- 6          |      |      |       |           |
| 7- 8              | 0- 0     | 0- 1      | HOME           | 0- 2       | 1- 3        | 6- 2          |      |      |       |           |
| 1- 13             | 0- 0     | 0- 1      | AWAY           | 0- 3       | 0- 5        | 1- 4          |      |      |       |           |
| 1- 0              | 0- 0     | 0- 0      | NEUTRAL        | 0- 0       | 0- 0        | 1- 0          |      |      |       |           |
| 6- 5              | 0- 0     | 0- 0      | NON-CONFERENCE | 0- 1       | 0- 2        | 6- 2          |      |      |       |           |
| 4- 2              | 0- 0     | 0- 0      | HOME           | 0- 0       | 0- 1        | 4- 1          |      |      |       |           |
| 1- 3              | 0- 0     | 0- 0      | AWAY           | 0- 1       | 0- 1        | 1- 1          |      |      |       |           |
| 1- 0              | 0- 0     | 0- 0      | NEUTRAL        | 0- 0       | 0- 0        | 1- 0          |      |      |       |           |
| 3- 16             | 0- 0     | 0- 2      | CONFERENCE     | 0- 4       | 1- 6        | 2- 4          |      |      |       |           |
| 3- 6              | 0- 0     | 0- 1      | HOME           | 0- 2       | 1- 2        | 2- 1          |      |      |       |           |
| 0- 10             | 0- 0     | 0- 1      | AWAY           | 0- 2       | 0- 4        | 0- 3          |      |      |       |           |
| 0- 0              | 0- 0     | 0- 0      | NEUTRAL        | 0- 0       | 0- 0        | 0- 0          |      |      |       |           |

| RPI S                     | Opponent        | Score | RPI S | Opponent        | Score | RPI S | Opponent        | Score | RPI S | Opponent        | Score | Team's RPI: 282 |
|---------------------------|-----------------|-------|-------|-----------------|-------|-------|-----------------|-------|-------|-----------------|-------|-----------------|
| 42                        | A Ohio          | 44 72 | 42    | H Ohio          | 58 77 | 56    | A Ball St.      | 41 66 | 105   | H Toledo        | 50 55 |                 |
|                           |                 |       |       |                 |       | 69    | A Central Mich. | 54 77 | 106   | A UT Martin     | 47 74 |                 |
|                           |                 |       |       |                 |       | 69    | H Central Mich. | 58 72 | 123   | A Akron         | 54 66 |                 |
|                           |                 |       |       |                 |       | 75    | A Michigan      | 55 97 | 123   | A Akron         | 65 77 |                 |
|                           |                 |       |       |                 |       | 88    | H Eastern Mich. | 46 70 | 123   | H Akron         | 62 65 |                 |
|                           |                 |       |       |                 |       |       |                 |       | 130   | A Buffalo       | 39 58 |                 |
|                           |                 |       |       |                 |       |       |                 |       | 130   | H Buffalo       | 69 58 |                 |
|                           |                 |       |       |                 |       |       |                 |       | 141   | A Western Mich. | 66 80 |                 |
|                           |                 |       |       |                 |       |       |                 |       | 150   | H Northern Ky.  | 57 71 |                 |
|                           |                 |       |       |                 |       |       |                 |       | 164   | A Fla. Atlantic | 65 68 |                 |
|                           |                 |       |       |                 |       |       |                 |       | 177   | H Eastern Ky.   | 72 77 |                 |
|                           |                 |       |       |                 |       |       |                 |       | 204   | H Oakland       | 65 54 |                 |
|                           |                 |       |       |                 |       |       |                 |       | 241   | A Valparaiso    | 75 72 |                 |
|                           |                 |       |       |                 |       |       |                 |       | 259   | A Bowling Green | 56 76 |                 |
|                           |                 |       |       |                 |       |       |                 |       | 259   | H Bowling Green | 58 64 |                 |
|                           |                 |       |       |                 |       |       |                 |       | 260   | A Northern Ill. | 73 92 |                 |
|                           |                 |       |       |                 |       |       |                 |       | 260   | H Northern Ill. | 66 60 |                 |
|                           |                 |       |       |                 |       |       |                 |       | 270   | H Austin Peay   | 75 60 |                 |
|                           |                 |       |       |                 |       |       |                 |       | 306   | H Morehead St.  | 59 57 |                 |
|                           |                 |       |       |                 |       |       |                 |       | 318   | A Kent St.      | 53 59 |                 |
|                           |                 |       |       |                 |       |       |                 |       | 318   | H Kent St.      | 55 52 |                 |
|                           |                 |       |       |                 |       |       |                 |       | 324   | N LIU Brooklyn  | 68 49 |                 |
|                           |                 |       |       |                 |       |       |                 |       | 332   | H Evansville    | 91 85 |                 |
| LAST 12 Division I GAMES: |                 |       |       |                 |       |       |                 |       |       |                 |       |                 |
| 123                       | A Akron         | 54 66 | 42    | A Ohio          | 44 72 |       |                 |       |       |                 |       |                 |
| 42                        | H Ohio          | 58 77 | 88    | H Eastern Mich. | 46 70 |       |                 |       |       |                 |       |                 |
| 318                       | A Kent St.      | 53 59 | 260   | A Northern Ill. | 73 92 |       |                 |       |       |                 |       |                 |
| 259                       | A Bowling Green | 56 76 | 123   | A Akron         | 65 77 |       |                 |       |       |                 |       |                 |
| 123                       | H Akron         | 62 65 | 318   | H Kent St.      | 55 52 |       |                 |       |       |                 |       |                 |
| 130                       | A Buffalo       | 39 58 | 69    | A Central Mich. | 54 77 |       |                 |       |       |                 |       |                 |

Non-Div I Games:

Miami (OH)

■ Loss, 
■ Non-Conf, 
■ S Site, 
■ H Home 
■ A Away 
N Neutral



## Michigan

Through Games Of March 7, 2016

|                   |          |           |                |            |             |               |      |      |       |           |
|-------------------|----------|-----------|----------------|------------|-------------|---------------|------|------|-------|-----------|
| Average RPI Win:  | 149      | WON-LOST  | WINNING        | LAST 10    | STRENGTH OF | OPP. STRENGTH | TEAM | ADJ. | CONF. | ADJ CONF. |
| Average RPI Loss: | 42       | RECORD    | PCT. RANK      | GAMES      | SCHEDULE    | OF SCHEDULE   | RPI  | RPI  | RPI   | RPI       |
| DIV. I ONLY       | 17- 13   | 137       | 6- 4           | 38         | 38          | 75            | 75   | 5    | 5     |           |
| DIV. I NON-CONF.  | 8- 3     | 77        | 0- 0           | 98         | 114         | 76            | 76   | 4    | 4     |           |
| TOTALS            | RPI 1-25 | RPI 26-50 | W-L RECORDS    | RPI 51-100 | RPI 101-150 | RPI 150+      |      |      |       |           |
| 17- 13            | 0- 5     | 0- 2      | OVERALL        | 5- 6       | 5- 0        | 7- 0          |      |      |       |           |
| 12- 5             | 0- 3     | 0- 0      | HOME           | 2- 2       | 3- 0        | 7- 0          |      |      |       |           |
| 5- 7              | 0- 2     | 0- 2      | AWAY           | 3- 3       | 2- 0        | 0- 0          |      |      |       |           |
| 0- 1              | 0- 0     | 0- 0      | NEUTRAL        | 0- 1       | 0- 0        | 0- 0          |      |      |       |           |
| 8- 3              | 0- 1     | 0- 1      | NON-CONFERENCE | 0- 1       | 3- 0        | 5- 0          |      |      |       |           |
| 7- 1              | 0- 1     | 0- 0      | HOME           | 0- 0       | 2- 0        | 5- 0          |      |      |       |           |
| 1- 2              | 0- 0     | 0- 1      | AWAY           | 0- 1       | 1- 0        | 0- 0          |      |      |       |           |
| 0- 0              | 0- 0     | 0- 0      | NEUTRAL        | 0- 0       | 0- 0        | 0- 0          |      |      |       |           |
| 9- 10             | 0- 4     | 0- 1      | CONFERENCE     | 5- 5       | 2- 0        | 2- 0          |      |      |       |           |
| 5- 4              | 0- 2     | 0- 0      | HOME           | 2- 2       | 1- 0        | 2- 0          |      |      |       |           |
| 4- 5              | 0- 2     | 0- 1      | AWAY           | 3- 2       | 1- 0        | 0- 0          |      |      |       |           |
| 0- 1              | 0- 0     | 0- 0      | NEUTRAL        | 0- 1       | 0- 0        | 0- 0          |      |      |       |           |

| RPI 1-25                  |   |              |       | RPI 26-50 |   |              |       | RPI 51-100 |   |               |       | RPI 101+ |   |              |        |
|---------------------------|---|--------------|-------|-----------|---|--------------|-------|------------|---|---------------|-------|----------|---|--------------|--------|
| RPI                       | S | Opponent     | Score | RPI       | S | Opponent     | Score | RPI        | S | Opponent      | Score | RPI      | S | Opponent     | Score  |
| 6                         | H | Ohio St.     | 93 97 | 33        | A | Princeton    | 57 74 | 51         | A | Rutgers       | 50 72 | 125      | H | Pittsburgh   | 82 45  |
| 8                         | A | Maryland     | 56 76 | 46        | A | Indiana      | 69 77 | 59         | A | Iowa          | 69 85 | 131      | A | Penn St.     | 91 87  |
| 8                         | H | Maryland     | 67 74 |           |   |              |       | 59         | H | Iowa          | 82 75 | 131      | H | Penn St.     | 78 73  |
| 9                         | H | UCLA         | 77 86 |           |   |              |       | 59         | N | Iowa          | 85 97 | 137      | H | Oral Roberts | 61 44  |
| 17                        | A | Michigan St. | 64 85 |           |   |              |       | 64         | A | Purdue        | 68 61 | 143      | A | Detroit      | 88 61  |
|                           |   |              |       |           |   |              |       | 64         | H | Purdue        | 63 65 | 170      | H | Xavier       | 92 54  |
|                           |   |              |       |           |   |              |       | 81         | A | Minnesota     | 93 86 | 179      | H | Illinois     | 96 83  |
|                           |   |              |       |           |   |              |       | 81         | H | Minnesota     | 92 76 | 197      | H | Wisconsin    | 82 65  |
|                           |   |              |       |           |   |              |       | 88         | A | Eastern Mich. | 63 64 | 211      | H | USC Upstate  | 119 61 |
|                           |   |              |       |           |   |              |       | 94         | H | Nebraska      | 81 93 | 217      | H | Hartford     | 83 47  |
|                           |   |              |       |           |   |              |       | 100        | A | Northwestern  | 70 65 | 219      | H | Binghamton   | 90 62  |
|                           |   |              |       |           |   |              |       |            |   |               |       | 282      | H | Miami (OH)   | 97 55  |
| LAST 12 Division I GAMES: |   |              |       |           |   |              |       |            |   |               |       |          |   |              |        |
|                           |   |              |       | 59        | N | Iowa         | 85 97 | 197        | H | Wisconsin     | 82 65 |          |   |              |        |
|                           |   |              |       | 51        | A | Rutgers      | 50 72 | 179        | H | Illinois      | 96 83 |          |   |              |        |
|                           |   |              |       | 100       | A | Northwestern | 70 65 | 17         | A | Michigan St.  | 64 85 |          |   |              |        |
|                           |   |              |       | 131       | H | Penn St.     | 78 73 | 81         | H | Minnesota     | 92 76 |          |   |              |        |
|                           |   |              |       | 8         | A | Maryland     | 56 76 | 59         | A | Iowa          | 69 85 |          |   |              |        |
|                           |   |              |       | 64        | A | Purdue       | 68 61 | 94         | H | Nebraska      | 81 93 |          |   |              |        |

Non-Div I Games:

Michigan

■ Loss, 
 ■ Non-Conf, S Site, 
 ■ Home 
 ■ Away 
 N Neutral

|                   |          |           |                |            |             |               |      |      |       |           |
|-------------------|----------|-----------|----------------|------------|-------------|---------------|------|------|-------|-----------|
| Average RPI Win:  | 117      | WON-LOST  | WINNING        | LAST 10    | STRENGTH OF | OPP. STRENGTH | TEAM | ADJ. | CONF. | ADJ CONF. |
| Average RPI Loss: | 39       | RECORD    | PCT. RANK      | GAMES      | SCHEDULE    | OF SCHEDULE   | RPI  | RPI  | RPI   | RPI       |
| DIV. I ONLY       | 24- 8    | 48        | 6- 4           | 24         | 16          | 17            | 17   | 5    | 5     |           |
| DIV. I NON-CONF.  | 9- 2     | 37        | 0- 0           | 70         | 50          | 33            | 33   | 4    | 4     |           |
| TOTALS            | RPI 1-25 | RPI 26-50 | W-L RECORDS    | RPI 51-100 | RPI 101-150 | RPI 150+      |      |      |       |           |
| 24- 8             | 2- 5     | 1- 1      | OVERALL        | 9- 1       | 3- 1        | 9- 0          |      |      |       |           |
| 13- 2             | 1- 1     | 1- 0      | HOME           | 6- 0       | 2- 1        | 3- 0          |      |      |       |           |
| 8- 4              | 0- 2     | 0- 1      | AWAY           | 2- 1       | 1- 0        | 5- 0          |      |      |       |           |
| 3- 2              | 1- 2     | 0- 0      | NEUTRAL        | 1- 0       | 0- 0        | 1- 0          |      |      |       |           |
| 9- 2              | 0- 2     | 1- 0      | NON-CONFERENCE | 0- 0       | 2- 0        | 6- 0          |      |      |       |           |
| 5- 1              | 0- 1     | 1- 0      | HOME           | 0- 0       | 2- 0        | 2- 0          |      |      |       |           |
| 3- 0              | 0- 0     | 0- 0      | AWAY           | 0- 0       | 0- 0        | 3- 0          |      |      |       |           |
| 1- 1              | 0- 1     | 0- 0      | NEUTRAL        | 0- 0       | 0- 0        | 1- 0          |      |      |       |           |
| 15- 6             | 2- 3     | 0- 1      | CONFERENCE     | 9- 1       | 1- 1        | 3- 0          |      |      |       |           |
| 8- 1              | 1- 0     | 0- 0      | HOME           | 6- 0       | 0- 1        | 1- 0          |      |      |       |           |
| 5- 4              | 0- 2     | 0- 1      | AWAY           | 2- 1       | 1- 0        | 2- 0          |      |      |       |           |
| 2- 1              | 1- 1     | 0- 0      | NEUTRAL        | 1- 0       | 0- 0        | 0- 0          |      |      |       |           |

| RPI 1-25                  |   |                |         | Team's RPI: 17 |   | RPI 26-50      |         |     |   | RPI 51-100   |         |     |   | RPI 101+       |        |  |  |
|---------------------------|---|----------------|---------|----------------|---|----------------|---------|-----|---|--------------|---------|-----|---|----------------|--------|--|--|
| RPI                       | S | Opponent       | Score   | RPI            | S | Opponent       | Score   | RPI | S | Opponent     | Score   | RPI | S | Opponent       | Score  |  |  |
| 2                         | N | Baylor         | 76 84   | 38             | H | Georgia        | 66 45   | 51  | A | Rutgers      | 70 67   | 131 | A | Penn St.       | 71 55  |  |  |
| 6                         | A | Ohio St.       | 80 85   | 46             | A | Indiana        | 65 81   | 51  | H | Rutgers      | 59 48   | 131 | H | Penn St.       | 61 65  |  |  |
| 6                         | H | Ohio St.       | 107 105 |                |   |                |         | 59  | A | Iowa         | 74 69   | 141 | H | Western Mich.  | 78 40  |  |  |
| 6                         | N | Ohio St.       | 82 63   |                |   |                |         | 59  | H | Iowa         | 80 73   | 143 | H | Detroit        | 81 42  |  |  |
| 8                         | A | Maryland       | 76 85   |                |   |                |         | 64  | H | Purdue       | 68 56   | 158 | A | Northeastern   | 77 51  |  |  |
| 8                         | N | Maryland       | 44 60   |                |   |                |         | 64  | N | Purdue       | 65 64   | 175 | H | Loyola Chicago | 76 47  |  |  |
| 15                        | H | Louisville     | 78 85   |                |   |                |         | 75  | H | Michigan     | 85 64   | 179 | A | Illinois       | 71 43  |  |  |
|                           |   |                |         |                |   |                |         | 81  | H | Minnesota    | 114 106 | 190 | A | Davidson       | 73 44  |  |  |
|                           |   |                |         |                |   |                |         | 94  | A | Nebraska     | 66 73   | 192 | H | Idaho St.      | 79 60  |  |  |
|                           |   |                |         |                |   |                |         | 100 | H | Northwestern | 74 51   | 197 | A | Wisconsin      | 77 54  |  |  |
|                           |   |                |         |                |   |                |         |     |   |              |         | 197 | H | Wisconsin      | 77 67  |  |  |
|                           |   |                |         |                |   |                |         |     |   |              |         | 204 | A | Oakland        | 82 62  |  |  |
|                           |   |                |         |                |   |                |         |     |   |              |         | 239 | N | Cincinnati     | 103 63 |  |  |
| LAST 12 Division I GAMES: |   |                |         |                |   |                |         |     |   |              |         |     |   |                |        |  |  |
|                           |   | 8 N Maryland   | 44 60   |                |   | 81 H Minnesota | 114 106 |     |   |              |         |     |   |                |        |  |  |
|                           |   | 6 N Ohio St.   | 82 63   |                |   | 51 A Rutgers   | 70 67   |     |   |              |         |     |   |                |        |  |  |
|                           |   | 64 N Purdue    | 65 64   |                |   | 94 A Nebraska  | 66 73   |     |   |              |         |     |   |                |        |  |  |
|                           |   | 8 A Maryland   | 76 85   |                |   | 131 H Penn St. | 61 65   |     |   |              |         |     |   |                |        |  |  |
|                           |   | 6 H Ohio St.   | 107 105 |                |   | 59 A Iowa      | 74 69   |     |   |              |         |     |   |                |        |  |  |
|                           |   | 179 A Illinois | 71 43   |                |   | 75 H Michigan  | 85 64   |     |   |              |         |     |   |                |        |  |  |

Non-Div I Games:

Michigan St.

## Middle Tenn.

## Through Games Of March 7, 2016

|                   |          |           |                |            |             |               |      |      |       |           |
|-------------------|----------|-----------|----------------|------------|-------------|---------------|------|------|-------|-----------|
| Average RPI Win:  | 193      | WON-LOST  | WINNING        | LAST 10    | STRENGTH OF | OPP. STRENGTH | TEAM | ADJ. | CONF. | ADJ CONF. |
| Average RPI Loss: | 77       | RECORD    | PCT. RANK      | GAMES      | SCHEDULE    | OF SCHEDULE   | RPI  | RPI  | RPI   | RPI       |
| DIV. I ONLY       | 21- 8    | 57        | 9- 1           | 120        | 108         | 66            | 66   | 12   | 12    |           |
| DIV. I NON-CONF.  | 6- 5     | 146       | 0- 0           | 144        | 90          | 131           | 131  | 10   | 10    |           |
| TOTALS            | RPI 1-25 | RPI 26-50 | W-L RECORDS    | RPI 51-100 | RPI 101-150 | RPI 150+      |      |      |       |           |
| 21- 8             | 0- 1     | 1- 3      | OVERALL        | 2- 1       | 2- 1        | 16- 2         |      |      |       |           |
| 11- 3             | 0- 1     | 1- 0      | HOME           | 2- 0       | 1- 1        | 7- 1          |      |      |       |           |
| 10- 4             | 0- 0     | 0- 2      | AWAY           | 0- 0       | 1- 0        | 9- 0          |      |      |       |           |
| 0- 1              | 0- 0     | 0- 0      | NEUTRAL        | 0- 0       | 0- 0        | 0- 1          |      |      |       |           |
| 6- 5              | 0- 1     | 0- 1      | NON-CONFERENCE | 1- 1       | 0- 1        | 5- 1          |      |      |       |           |
| 3- 2              | 0- 1     | 0- 0      | HOME           | 1- 0       | 0- 1        | 2- 0          |      |      |       |           |
| 3- 2              | 0- 0     | 0- 1      | AWAY           | 0- 1       | 0- 0        | 3- 0          |      |      |       |           |
| 0- 1              | 0- 0     | 0- 0      | NEUTRAL        | 0- 0       | 0- 0        | 0- 1          |      |      |       |           |
| 15- 3             | 0- 0     | 1- 2      | CONFERENCE     | 1- 0       | 2- 0        | 11- 1         |      |      |       |           |
| 8- 1              | 0- 0     | 1- 0      | HOME           | 1- 0       | 1- 0        | 5- 1          |      |      |       |           |
| 7- 2              | 0- 0     | 0- 2      | AWAY           | 0- 0       | 1- 0        | 6- 0          |      |      |       |           |
| 0- 0              | 0- 0     | 0- 0      | NEUTRAL        | 0- 0       | 0- 0        | 0- 0          |      |      |       |           |

| RPI 1-25                  |   |                |       | RPI 26-50 |   |                |       | RPI 51-100 Team's RPI: 66 |   |               |       | RPI 101+ |   |                |       |
|---------------------------|---|----------------|-------|-----------|---|----------------|-------|---------------------------|---|---------------|-------|----------|---|----------------|-------|
| RPI                       | S | Opponent       | Score | RPI       | S | Opponent       | Score | RPI                       | S | Opponent      | Score | RPI      | S | Opponent       | Score |
| 12                        | H | Kentucky       | 52 68 | 31        | A | UTEP           | 73 84 | 69                        | A | Central Mich. | 59 81 | 109      | H | Virginia       | 66 70 |
|                           |   |                |       | 35        | A | Western Ky.    | 51 62 | 77                        | H | Charlotte     | 72 67 | 134      | A | Marshall       | 79 73 |
|                           |   |                |       | 35        | H | Western Ky.    | 83 75 | 91                        | H | Missouri St.  | 70 54 | 134      | H | Marshall       | 65 54 |
|                           |   |                |       | 42        | A | Ohio           | 49 72 |                           |   |               |       | 154      | H | Old Dominion   | 58 61 |
|                           |   |                |       |           |   |                |       |                           |   |               |       | 160      | N | Alabama        | 46 64 |
|                           |   |                |       |           |   |                |       |                           |   |               |       | 164      | A | Fla. Atlantic  | 83 73 |
|                           |   |                |       |           |   |                |       |                           |   |               |       | 164      | H | Fla. Atlantic  | 71 65 |
|                           |   |                |       |           |   |                |       |                           |   |               |       | 165      | A | UAB            | 77 72 |
|                           |   |                |       |           |   |                |       |                           |   |               |       | 165      | H | UAB            | 68 40 |
|                           |   |                |       |           |   |                |       |                           |   |               |       | 170      | A | Xavier         | 62 53 |
|                           |   |                |       |           |   |                |       |                           |   |               |       | 171      | H | Southern Miss. | 74 44 |
|                           |   |                |       |           |   |                |       |                           |   |               |       | 176      | H | Ole Miss       | 84 75 |
|                           |   |                |       |           |   |                |       |                           |   |               |       | 183      | H | Louisiana Tech | 68 57 |
|                           |   |                |       |           |   |                |       |                           |   |               |       | 233      | A | Rice           | 61 60 |
|                           |   |                |       |           |   |                |       |                           |   |               |       | 238      | A | North Texas    | 76 52 |
|                           |   |                |       |           |   |                |       |                           |   |               |       | 249      | A | UTSA           | 74 63 |
|                           |   |                |       |           |   |                |       |                           |   |               |       | 270      | A | Austin Peay    | 86 55 |
|                           |   |                |       |           |   |                |       |                           |   |               |       | 279      | H | Tennessee Tech | 69 53 |
|                           |   |                |       |           |   |                |       |                           |   |               |       | 310      | A | FIU            | 85 62 |
|                           |   |                |       |           |   |                |       |                           |   |               |       | 310      | H | FIU            | 77 55 |
|                           |   |                |       |           |   |                |       |                           |   |               |       | 325      | A | Nevada         | 90 46 |
| LAST 12 Division I GAMES: |   |                |       |           |   |                |       |                           |   |               |       |          |   |                |       |
| 310                       | H | FIU            | 77 55 | 183       | H | Louisiana Tech | 68 57 |                           |   |               |       |          |   |                |       |
| 164                       | H | Fla. Atlantic  | 71 65 | 310       | A | FIU            | 85 62 |                           |   |               |       |          |   |                |       |
| 134                       | A | Marshall       | 79 73 | 164       | A | Fla. Atlantic  | 83 73 |                           |   |               |       |          |   |                |       |
| 35                        | A | Western Ky.    | 51 62 | 35        | H | Western Ky.    | 83 75 |                           |   |               |       |          |   |                |       |
| 165                       | A | UAB            | 77 72 | 134       | H | Marshall       | 65 54 |                           |   |               |       |          |   |                |       |
| 171                       | H | Southern Miss. | 74 44 | 233       | A | Rice           | 61 60 |                           |   |               |       |          |   |                |       |

Non-Div I Games:

Middle Tenn.

■ Loss, 
■ Non-Conf, S Site, 
■ Home 
■ Away 
N Neutral

|                   |          |           |                |            |             |               |      |      |       |           |
|-------------------|----------|-----------|----------------|------------|-------------|---------------|------|------|-------|-----------|
| Average RPI Win:  | 237      | WON-LOST  | WINNING        | LAST 10    | STRENGTH OF | OPP. STRENGTH | TEAM | ADJ. | CONF. | ADJ CONF. |
| Average RPI Loss: | 116      | RECORD    | PCT. RANK      | GAMES      | SCHEDULE    | OF SCHEDULE   | RPI  | RPI  | RPI   | RPI       |
| DIV. I ONLY       | 18- 11   | 102       | 7- 3           | 265        | 139         | 148           | 148  | 14   | 14    |           |
| DIV. I NON-CONF.  | 6- 5     | 146       | 0- 0           | 345        | 150         | 273           | 273  | 16   | 16    |           |
| TOTALS            | RPI 1-25 | RPI 26-50 | W-L RECORDS    | RPI 51-100 | RPI 101-150 | RPI 150+      |      |      |       |           |
| 18- 11            | 0- 2     | 0- 1      | OVERALL        | 0- 2       | 4- 4        | 14- 2         |      |      |       |           |
| 9- 5              | 0- 1     | 0- 0      | HOME           | 0- 1       | 2- 2        | 7- 1          |      |      |       |           |
| 8- 6              | 0- 1     | 0- 1      | AWAY           | 0- 1       | 2- 2        | 6- 1          |      |      |       |           |
| 1- 0              | 0- 0     | 0- 0      | NEUTRAL        | 0- 0       | 0- 0        | 1- 0          |      |      |       |           |
| 6- 5              | 0- 0     | 0- 1      | NON-CONFERENCE | 0- 2       | 0- 0        | 6- 2          |      |      |       |           |
| 3- 2              | 0- 0     | 0- 0      | HOME           | 0- 1       | 0- 0        | 3- 1          |      |      |       |           |
| 2- 3              | 0- 0     | 0- 1      | AWAY           | 0- 1       | 0- 0        | 2- 1          |      |      |       |           |
| 1- 0              | 0- 0     | 0- 0      | NEUTRAL        | 0- 0       | 0- 0        | 1- 0          |      |      |       |           |
| 12- 6             | 0- 2     | 0- 0      | CONFERENCE     | 0- 0       | 4- 4        | 8- 0          |      |      |       |           |
| 6- 3              | 0- 1     | 0- 0      | HOME           | 0- 0       | 2- 2        | 4- 0          |      |      |       |           |
| 6- 3              | 0- 1     | 0- 0      | AWAY           | 0- 0       | 2- 2        | 4- 0          |      |      |       |           |
| 0- 0              | 0- 0     | 0- 0      | NEUTRAL        | 0- 0       | 0- 0        | 0- 0          |      |      |       |           |

| RPI 1-25                  |   |              |       | RPI 26-50 |   |                |       | RPI 51-100 |   |              |        | RPI 101+ Team's RPI: 148 |   |                |       |
|---------------------------|---|--------------|-------|-----------|---|----------------|-------|------------|---|--------------|--------|--------------------------|---|----------------|-------|
| RPI                       | S | Opponent     | Score | RPI       | S | Opponent       | Score | RPI        | S | Opponent     | Score  | RPI                      | S | Opponent       | Score |
| 25                        | A | Green Bay    | 46 69 | 26        | A | Miami (FL)     | 38 77 | 99         | H | Marquette    | 81 101 | 103                      | A | Wright St.     | 82 60 |
| 25                        | H | Green Bay    | 42 63 |           |   |                |       | 100        | A | Northwestern | 44 69  | 103                      | H | Wright St.     | 68 57 |
|                           |   |              |       |           |   |                |       |            |   |              |        | 126                      | A | Youngstown St. | 67 69 |
|                           |   |              |       |           |   |                |       |            |   |              |        | 126                      | H | Youngstown St. | 62 70 |
|                           |   |              |       |           |   |                |       |            |   |              |        | 143                      | A | Detroit        | 76 80 |
|                           |   |              |       |           |   |                |       |            |   |              |        | 143                      | H | Detroit        | 79 89 |
|                           |   |              |       |           |   |                |       |            |   |              |        | 150                      | A | Northern Ky.   | 86 60 |
|                           |   |              |       |           |   |                |       |            |   |              |        | 150                      | H | Northern Ky.   | 78 71 |
|                           |   |              |       |           |   |                |       |            |   |              |        | 164                      | A | Fla. Atlantic  | 67 71 |
|                           |   |              |       |           |   |                |       |            |   |              |        | 204                      | A | Oakland        | 98 95 |
|                           |   |              |       |           |   |                |       |            |   |              |        | 204                      | H | Oakland        | 77 64 |
|                           |   |              |       |           |   |                |       |            |   |              |        | 241                      | A | Valparaiso     | 70 60 |
|                           |   |              |       |           |   |                |       |            |   |              |        | 241                      | H | Valparaiso     | 82 60 |
|                           |   |              |       |           |   |                |       |            |   |              |        | 252                      | A | Ill.-Chicago   | 62 56 |
|                           |   |              |       |           |   |                |       |            |   |              |        | 252                      | H | Ill.-Chicago   | 54 53 |
|                           |   |              |       |           |   |                |       |            |   |              |        | 260                      | H | Northern Ill.  | 73 58 |
|                           |   |              |       |           |   |                |       |            |   |              |        | 262                      | A | Cleveland St.  | 62 46 |
|                           |   |              |       |           |   |                |       |            |   |              |        | 262                      | H | Cleveland St.  | 59 58 |
|                           |   |              |       |           |   |                |       |            |   |              |        | 280                      | N | La Salle       | 69 53 |
|                           |   |              |       |           |   |                |       |            |   |              |        | 301                      | H | Denver         | 49 56 |
|                           |   |              |       |           |   |                |       |            |   |              |        | 302                      | H | UMKC           | 70 48 |
|                           |   |              |       |           |   |                |       |            |   |              |        | 315                      | H | IPFW           | 73 60 |
|                           |   |              |       |           |   |                |       |            |   |              |        | 340                      | A | Eastern Ill.   | 82 71 |
|                           |   |              |       |           |   |                |       |            |   |              |        | 344                      | A | Chicago St.    | 55 48 |
| LAST 12 Division I GAMES: |   |              |       |           |   |                |       |            |   |              |        |                          |   |                |       |
| 143                       | A | Detroit      | 76 80 | 126       | H | Youngstown St. | 62 70 |            |   |              |        |                          |   |                |       |
| 204                       | A | Oakland      | 98 95 | 262       | H | Cleveland St.  | 59 58 |            |   |              |        |                          |   |                |       |
| 103                       | H | Wright St.   | 68 57 | 25        | A | Green Bay      | 46 69 |            |   |              |        |                          |   |                |       |
| 150                       | H | Northern Ky. | 78 71 | 204       | H | Oakland        | 77 64 |            |   |              |        |                          |   |                |       |
| 252                       | A | Ill.-Chicago | 62 56 | 143       | H | Detroit        | 79 89 |            |   |              |        |                          |   |                |       |
| 241                       | A | Valparaiso   | 70 60 | 150       | A | Northern Ky.   | 86 60 |            |   |              |        |                          |   |                |       |

Non-Div I Games:

Milwaukee

■ Loss, 
 ■ Non-Conf, 
 ■ S Site, 
 ■ Home 
 ■ A Away 
 N Neutral

## Minnesota

## Through Games Of March 7, 2016

| Average RPI Win:  | 151      | WON-LOST  | WINNING        | LAST 10    | STRENGTH OF | OPP. STRENGTH | TEAM | ADJ. | CONF. | ADJ CONF. |
|-------------------|----------|-----------|----------------|------------|-------------|---------------|------|------|-------|-----------|
| Average RPI Loss: | 65       | RECORD    | PCT. RANK      | GAMES      | SCHEDULE    | OF SCHEDULE   | RPI  | RPI  | RPI   | RPI       |
| DIV. I ONLY       | 19- 11   | 93        | 5- 5           | 94         | 40          | 81            | 81   | 5    | 5     |           |
| DIV. I NON-CONF.  | 8- 3     | 77        | 0- 0           | 234        | 162         | 128           | 128  | 4    | 4     |           |
| TOTALS            | RPI 1-25 | RPI 26-50 | W-L RECORDS    | RPI 51-100 | RPI 101-150 | RPI 150+      |      |      |       |           |
| 19- 11            | 1- 2     | 1- 2      | OVERALL        | 7- 6       | 2- 0        | 8- 1          |      |      |       |           |
| 14- 2             | 1- 0     | 1- 0      | HOME           | 6- 1       | 2- 0        | 4- 1          |      |      |       |           |
| 4- 7              | 0- 2     | 0- 2      | AWAY           | 1- 3       | 0- 0        | 3- 0          |      |      |       |           |
| 1- 2              | 0- 0     | 0- 0      | NEUTRAL        | 0- 2       | 0- 0        | 1- 0          |      |      |       |           |
| 8- 3              | 0- 0     | 0- 1      | NON-CONFERENCE | 2- 1       | 1- 0        | 5- 1          |      |      |       |           |
| 6- 1              | 0- 0     | 0- 0      | HOME           | 2- 0       | 1- 0        | 3- 1          |      |      |       |           |
| 1- 1              | 0- 0     | 0- 1      | AWAY           | 0- 0       | 0- 0        | 1- 0          |      |      |       |           |
| 1- 1              | 0- 0     | 0- 0      | NEUTRAL        | 0- 1       | 0- 0        | 1- 0          |      |      |       |           |
| 11- 8             | 1- 2     | 1- 1      | CONFERENCE     | 5- 5       | 1- 0        | 3- 0          |      |      |       |           |
| 8- 1              | 1- 0     | 1- 0      | HOME           | 4- 1       | 1- 0        | 1- 0          |      |      |       |           |
| 3- 6              | 0- 2     | 0- 1      | AWAY           | 1- 3       | 0- 0        | 2- 0          |      |      |       |           |
| 0- 1              | 0- 0     | 0- 0      | NEUTRAL        | 0- 1       | 0- 0        | 0- 0          |      |      |       |           |

| RPI S                     | Opponent       | Score   | RPI S | Opponent       | Score   | RPI S | Opponent       | Score   | RPI S | Opponent     | Score  |
|---------------------------|----------------|---------|-------|----------------|---------|-------|----------------|---------|-------|--------------|--------|
| 6                         | H Ohio St.     | 90 88   | 46    | A Indiana      | 79 93   | 51    | A Rutgers      | 55 66   | 111   | H Memphis    | 70 60  |
| 8                         | A Maryland     | 77 110  | 46    | H Indiana      | 78 76   | 51    | H Rutgers      | 85 72   | 131   | H Penn St.   | 98 85  |
| 17                        | A Michigan St. | 106 114 | 47    | A Duke         | 64 84   | 57    | N Auburn       | 79 81   | 172   | H New Mexico | 53 72  |
|                           |                |         |       |                |         | 59    | H Iowa         | 78 76   | 179   | A Illinois   | 106 75 |
|                           |                |         |       |                |         | 63    | H Maine        | 91 64   | 179   | H Illinois   | 82 77  |
|                           |                |         |       |                |         | 64    | A Purdue       | 72 84   | 194   | N Stetson    | 72 69  |
|                           |                |         |       |                |         | 75    | A Michigan     | 76 92   | 197   | A Wisconsin  | 84 77  |
|                           |                |         |       |                |         | 75    | H Michigan     | 86 93   | 295   | H Towson     | 105 86 |
|                           |                |         |       |                |         | 92    | H North Dakota | 57 47   | 305   | H Wofford    | 98 54  |
|                           |                |         |       |                |         | 94    | H Nebraska     | 110 73  | 318   | A Kent St.   | 85 73  |
|                           |                |         |       |                |         | 100   | A Northwestern | 112 106 | 342   | H NJIT       | 83 50  |
|                           |                |         |       |                |         | 100   | H Northwestern | 95 92   |       |              |        |
|                           |                |         |       |                |         | 100   | N Northwestern | 74 84   |       |              |        |
| LAST 12 Division I GAMES: |                |         |       |                |         |       |                |         |       |              |        |
| 100                       | N Northwestern | 74 84   | 94    | H Nebraska     | 110 73  |       |                |         |       |              |        |
| 8                         | A Maryland     | 77 110  | 100   | A Northwestern | 112 106 |       |                |         |       |              |        |
| 6                         | H Ohio St.     | 90 88   | 51    | H Rutgers      | 85 72   |       |                |         |       |              |        |
| 17                        | A Michigan St. | 106 114 | 75    | A Michigan     | 76 92   |       |                |         |       |              |        |
| 46                        | A Indiana      | 79 93   | 179   | H Illinois     | 82 77   |       |                |         |       |              |        |
| 59                        | H Iowa         | 78 76   | 197   | A Wisconsin    | 84 77   |       |                |         |       |              |        |

Non-Div I Games:

Minnesota

■ Loss, 
■ Non-Conf, S Site, 
■ Home 
■ Away 
N Neutral

## Mississippi St.

Through Games Of March 7, 2016

|                   |          |           |                |            |             |               |      |      |       |           |
|-------------------|----------|-----------|----------------|------------|-------------|---------------|------|------|-------|-----------|
| Average RPI Win:  | 149      | WON-LOST  | WINNING        | LAST 10    | STRENGTH OF | OPP. STRENGTH | TEAM | ADJ. | CONF. | ADJ CONF. |
| Average RPI Loss: | 18       | RECORD    | PCT. RANK      | GAMES      | SCHEDULE    | OF SCHEDULE   | RPI  | RPI  | RPI   | RPI       |
| DIV. I ONLY       | 26- 7    | 30        | 7- 3           | 66         | 50          | 21            | 21   | 2    | 2     |           |
| DIV. I NON-CONF.  | 13- 1    | 8         | 0- 0           | 226        | 231         | 49            | 49   | 2    | 2     |           |
| TOTALS            | RPI 1-25 | RPI 26-50 | W-L RECORDS    | RPI 51-100 | RPI 101-150 | RPI 150+      |      |      |       |           |
| 26- 7             | 2- 5     | 3- 2      | OVERALL        | 4- 0       | 5- 0        | 12- 0         |      |      |       |           |
| 14- 2             | 0- 2     | 2- 0      | HOME           | 1- 0       | 2- 0        | 9- 0          |      |      |       |           |
| 6- 4              | 1- 2     | 0- 2      | AWAY           | 1- 0       | 2- 0        | 2- 0          |      |      |       |           |
| 6- 1              | 1- 1     | 1- 0      | NEUTRAL        | 2- 0       | 1- 0        | 1- 0          |      |      |       |           |
| 13- 1             | 1- 1     | 0- 0      | NON-CONFERENCE | 1- 0       | 2- 0        | 9- 0          |      |      |       |           |
| 8- 0              | 0- 0     | 0- 0      | HOME           | 0- 0       | 1- 0        | 7- 0          |      |      |       |           |
| 1- 1              | 0- 1     | 0- 0      | AWAY           | 0- 0       | 0- 0        | 1- 0          |      |      |       |           |
| 4- 0              | 1- 0     | 0- 0      | NEUTRAL        | 1- 0       | 1- 0        | 1- 0          |      |      |       |           |
| 13- 6             | 1- 4     | 3- 2      | CONFERENCE     | 3- 0       | 3- 0        | 3- 0          |      |      |       |           |
| 6- 2              | 0- 2     | 2- 0      | HOME           | 1- 0       | 1- 0        | 2- 0          |      |      |       |           |
| 5- 3              | 1- 1     | 0- 2      | AWAY           | 1- 0       | 2- 0        | 1- 0          |      |      |       |           |
| 2- 1              | 0- 1     | 1- 0      | NEUTRAL        | 1- 0       | 0- 0        | 0- 0          |      |      |       |           |

| RPI 1-25                  |   |                    |       | Team's RPI: 21 |     |   |                | RPI 26-50 |    |     |   | RPI 51-100 |       |    |     | RPI 101+ |                  |       |    |
|---------------------------|---|--------------------|-------|----------------|-----|---|----------------|-----------|----|-----|---|------------|-------|----|-----|----------|------------------|-------|----|
| RPI                       | S | Opponent           | Score |                | RPI | S | Opponent       | Score     |    | RPI | S | Opponent   | Score |    | RPI | S        | Opponent         | Score |    |
| 4                         | H | South Carolina     | 51    | 57             | 27  | H | Tennessee      | 65        | 63 | 57  | H | Auburn     | 60    | 45 | 112 | H        | Samford          | 68    | 47 |
| 4                         | N | South Carolina     | 52    | 66             | 27  | N | Tennessee      | 58        | 48 | 67  | N | FGCU       | 65    | 60 | 121 | A        | LSU              | 71    | 52 |
| 7                         | A | Texas              | 47    | 53             | 38  | A | Georgia        | 43        | 47 | 74  | A | Vanderbilt | 66    | 61 | 140 | A        | Arkansas         | 65    | 55 |
| 12                        | H | Kentucky           | 60    | 83             | 45  | A | Missouri       | 54        | 66 | 74  | N | Vanderbilt | 63    | 46 | 140 | H        | Arkansas         | 80    | 55 |
| 19                        | A | Texas A&M          | 58    | 64             | 45  | H | Missouri       | 52        | 42 |     |   |            |       |    | 141 | N        | Western Mich.    | 90    | 68 |
| 20                        | N | South Fla.         | 68    | 58             |     |   |                |           |    |     |   |            |       |    | 160 | H        | Alabama          | 61    | 52 |
| 23                        | A | Florida            | 76    | 70             |     |   |                |           |    |     |   |            |       |    | 171 | H        | Southern Miss.   | 78    | 65 |
|                           |   |                    |       |                |     |   |                |           |    |     |   |            |       |    | 176 | A        | Ole Miss         | 60    | 51 |
|                           |   |                    |       |                |     |   |                |           |    |     |   |            |       |    | 176 | H        | Ole Miss         | 79    | 51 |
|                           |   |                    |       |                |     |   |                |           |    |     |   |            |       |    | 183 | A        | Louisiana Tech   | 93    | 63 |
|                           |   |                    |       |                |     |   |                |           |    |     |   |            |       |    | 186 | H        | Grambling        | 107   | 43 |
|                           |   |                    |       |                |     |   |                |           |    |     |   |            |       |    | 195 | N        | SMU              | 72    | 70 |
|                           |   |                    |       |                |     |   |                |           |    |     |   |            |       |    | 257 | H        | Tennessee St.    | 82    | 54 |
|                           |   |                    |       |                |     |   |                |           |    |     |   |            |       |    | 293 | H        | Savannah St.     | 92    | 25 |
|                           |   |                    |       |                |     |   |                |           |    |     |   |            |       |    | 319 | H        | Southeastern La. | 81    | 41 |
|                           |   |                    |       |                |     |   |                |           |    |     |   |            |       |    | 347 | H        | Norfolk St.      | 92    | 34 |
|                           |   |                    |       |                |     |   |                |           |    |     |   |            |       |    | 349 | H        | Mississippi Val. | 109   | 37 |
| LAST 12 Division I GAMES: |   |                    |       |                |     |   |                |           |    |     |   |            |       |    |     |          |                  |       |    |
|                           |   | 4 N South Carolina | 52    | 66             |     |   | 12 H Kentucky  | 60        | 83 |     |   |            |       |    |     |          |                  |       |    |
|                           |   | 27 N Tennessee     | 58    | 48             |     |   | 19 A Texas A&M | 58        | 64 |     |   |            |       |    |     |          |                  |       |    |
|                           |   | 74 N Vanderbilt    | 63    | 46             |     |   | 45 H Missouri  | 52        | 42 |     |   |            |       |    |     |          |                  |       |    |
|                           |   | 160 H Alabama      | 61    | 52             |     |   | 121 A LSU      | 71        | 52 |     |   |            |       |    |     |          |                  |       |    |
|                           |   | 74 A Vanderbilt    | 66    | 61             |     |   | 140 A Arkansas | 65        | 55 |     |   |            |       |    |     |          |                  |       |    |
|                           |   | 176 A Ole Miss     | 60    | 51             |     |   | 27 H Tennessee | 65        | 63 |     |   |            |       |    |     |          |                  |       |    |

Non-Div I Games:

Mississippi St.

■ Loss, 
 ■ Non-Conf, 
 ■ S Site, 
 ■ H Home 
 ■ A Away 
 N Neutral

|                   |          |           |                |            |             |               |      |      |       |           |
|-------------------|----------|-----------|----------------|------------|-------------|---------------|------|------|-------|-----------|
| Average RPI Win:  | 334      | WON-LOST  | WINNING        | LAST 10    | STRENGTH OF | OPP. STRENGTH | TEAM | ADJ. | CONF. | ADJ CONF. |
| Average RPI Loss: | 226      | RECORD    | PCT. RANK      | GAMES      | SCHEDULE    | OF SCHEDULE   | RPI  | RPI  | RPI   | RPI       |
| DIV. I ONLY       | 1- 25    | 348       | 0- 10          | 328        | 326         | 349           | 349  | 31   | 31    |           |
| DIV. I NON-CONF.  | 0- 8     | 338       | 0- 0           | 242        | 39          | 336           | 336  | 31   | 31    |           |
| TOTALS            | RPI 1-25 | RPI 26-50 | W-L RECORDS    | RPI 51-100 | RPI 101-150 | RPI 150+      |      |      |       |           |
| 1- 25             | 0- 1     | 0- 0      | OVERALL        | 0- 1       | 0- 1        | 1- 22         |      |      |       |           |
| 1- 8              | 0- 0     | 0- 0      | HOME           | 0- 0       | 0- 0        | 1- 8          |      |      |       |           |
| 0- 16             | 0- 1     | 0- 0      | AWAY           | 0- 1       | 0- 1        | 0- 13         |      |      |       |           |
| 0- 1              | 0- 0     | 0- 0      | NEUTRAL        | 0- 0       | 0- 0        | 0- 1          |      |      |       |           |
| 0- 8              | 0- 1     | 0- 0      | NON-CONFERENCE | 0- 1       | 0- 1        | 0- 5          |      |      |       |           |
| 0- 0              | 0- 0     | 0- 0      | HOME           | 0- 0       | 0- 0        | 0- 0          |      |      |       |           |
| 0- 7              | 0- 1     | 0- 0      | AWAY           | 0- 1       | 0- 1        | 0- 4          |      |      |       |           |
| 0- 1              | 0- 0     | 0- 0      | NEUTRAL        | 0- 0       | 0- 0        | 0- 1          |      |      |       |           |
| 1- 17             | 0- 0     | 0- 0      | CONFERENCE     | 0- 0       | 0- 0        | 1- 17         |      |      |       |           |
| 1- 8              | 0- 0     | 0- 0      | HOME           | 0- 0       | 0- 0        | 1- 8          |      |      |       |           |
| 0- 9              | 0- 0     | 0- 0      | AWAY           | 0- 0       | 0- 0        | 0- 9          |      |      |       |           |
| 0- 0              | 0- 0     | 0- 0      | NEUTRAL        | 0- 0       | 0- 0        | 0- 0          |      |      |       |           |

| RPI 1-25                  |   |                 |        | RPI 26-50 |   |              |       | RPI 51-100 |   |            |       | RPI 101+ Team's RPI: 349 |   |                 |        |
|---------------------------|---|-----------------|--------|-----------|---|--------------|-------|------------|---|------------|-------|--------------------------|---|-----------------|--------|
| RPI                       | S | Opponent        | Score  | RPI       | S | Opponent     | Score | RPI        | S | Opponent   | Score | RPI                      | S | Opponent        | Score  |
| 21                        | A | Mississippi St. | 37 109 |           |   |              |       | 74         | A | Vanderbilt | 39 89 | 140                      | A | Arkansas        | 46 86  |
|                           |   |                 |        |           |   |              |       |            |   |            |       | 155                      | A | Southern U.     | 26 78  |
|                           |   |                 |        |           |   |              |       |            |   |            |       | 155                      | H | Southern U.     | 36 99  |
|                           |   |                 |        |           |   |              |       |            |   |            |       | 160                      | A | Alabama         | 35 98  |
|                           |   |                 |        |           |   |              |       |            |   |            |       | 165                      | A | UAB             | 33 80  |
|                           |   |                 |        |           |   |              |       |            |   |            |       | 171                      | A | Southern Miss.  | 55 71  |
|                           |   |                 |        |           |   |              |       |            |   |            |       | 176                      | A | Ole Miss        | 61 97  |
|                           |   |                 |        |           |   |              |       |            |   |            |       | 186                      | A | Grambling       | 55 79  |
|                           |   |                 |        |           |   |              |       |            |   |            |       | 186                      | H | Grambling       | 52 65  |
|                           |   |                 |        |           |   |              |       |            |   |            |       | 234                      | A | Texas Southern  | 38 76  |
|                           |   |                 |        |           |   |              |       |            |   |            |       | 234                      | H | Texas Southern  | 30 85  |
|                           |   |                 |        |           |   |              |       |            |   |            |       | 251                      | A | Alabama St.     | 50 100 |
|                           |   |                 |        |           |   |              |       |            |   |            |       | 251                      | H | Alabama St.     | 51 79  |
|                           |   |                 |        |           |   |              |       |            |   |            |       | 278                      | A | Prairie View    | 57 80  |
|                           |   |                 |        |           |   |              |       |            |   |            |       | 278                      | H | Prairie View    | 50 81  |
|                           |   |                 |        |           |   |              |       |            |   |            |       | 296                      | A | Alcorn          | 39 75  |
|                           |   |                 |        |           |   |              |       |            |   |            |       | 296                      | H | Alcorn          | 66 81  |
|                           |   |                 |        |           |   |              |       |            |   |            |       | 304                      | N | Nicholls St.    | 54 63  |
|                           |   |                 |        |           |   |              |       |            |   |            |       | 308                      | A | Jackson St.     | 43 70  |
|                           |   |                 |        |           |   |              |       |            |   |            |       | 308                      | H | Jackson St.     | 46 72  |
|                           |   |                 |        |           |   |              |       |            |   |            |       | 334                      | A | Ark.-Pine Bluff | 53 81  |
|                           |   |                 |        |           |   |              |       |            |   |            |       | 334                      | H | Ark.-Pine Bluff | 62 60  |
|                           |   |                 |        |           |   |              |       |            |   |            |       | 346                      | A | Alabama A&M     | 68 79  |
|                           |   |                 |        |           |   |              |       |            |   |            |       | 346                      | H | Alabama A&M     | 74 84  |
| LAST 12 Division I GAMES: |   |                 |        |           |   |              |       |            |   |            |       |                          |   |                 |        |
| 334                       | A | Ark.-Pine Bluff | 53 81  | 296       | A | Alcorn       | 39 75 |            |   |            |       |                          |   |                 |        |
| 186                       | A | Grambling       | 55 79  | 346       | H | Alabama A&M  | 74 84 |            |   |            |       |                          |   |                 |        |
| 308                       | A | Jackson St.     | 43 70  | 251       | H | Alabama St.  | 51 79 |            |   |            |       |                          |   |                 |        |
| 278                       | H | Prairie View    | 50 81  | 186       | H | Grambling    | 52 65 |            |   |            |       |                          |   |                 |        |
| 234                       | H | Texas Southern  | 30 85  | 308       | H | Jackson St.  | 46 72 |            |   |            |       |                          |   |                 |        |
| 155                       | A | Southern U.     | 26 78  | 278       | A | Prairie View | 57 80 |            |   |            |       |                          |   |                 |        |

Non-Div I Games: Philander Smith 64 53 Blue Mountain 72 67

Mississippi Val.

■ Loss, 
 ■ Non-Conf, 
 ■ S Site, 
 ■ Home 
 ■ A Away 
 N Neutral

|                   |          |           |                |            |             |               |      |      |       |           |
|-------------------|----------|-----------|----------------|------------|-------------|---------------|------|------|-------|-----------|
| Average RPI Win:  | 154      | WON-LOST  | WINNING        | LAST 10    | STRENGTH OF | OPP. STRENGTH | TEAM | ADJ. | CONF. | ADJ CONF. |
| Average RPI Loss: | 44       | RECORD    | PCT. RANK      | GAMES      | SCHEDULE    | OF SCHEDULE   | RPI  | RPI  | RPI   | RPI       |
| DIV. I ONLY       | 21- 9    | 65        | 5- 5           | 69         | 54          | 45            | 45   | 2    | 2     |           |
| DIV. I NON-CONF.  | 13- 0    | 1         | 0- 0           | 232        | 204         | 30            | 30   | 2    | 2     |           |
| TOTALS            | RPI 1-25 | RPI 26-50 | W-L RECORDS    | RPI 51-100 | RPI 101-150 | RPI 150+      |      |      |       |           |
| 21- 9             | 2- 4     | 1- 2      | OVERALL        | 4- 2       | 4- 1        | 10- 0         |      |      |       |           |
| 13- 3             | 2- 0     | 0- 2      | HOME           | 1- 1       | 4- 0        | 6- 0          |      |      |       |           |
| 7- 5              | 0- 2     | 1- 0      | AWAY           | 3- 0       | 0- 0        | 3- 0          |      |      |       |           |
| 1- 1              | 0- 0     | 0- 0      | NEUTRAL        | 0- 1       | 0- 0        | 1- 0          |      |      |       |           |
| 13- 0             | 0- 0     | 0- 0      | NON-CONFERENCE | 3- 0       | 2- 0        | 8- 0          |      |      |       |           |
| 8- 0              | 0- 0     | 0- 0      | HOME           | 1- 0       | 2- 0        | 5- 0          |      |      |       |           |
| 4- 0              | 0- 0     | 0- 0      | AWAY           | 2- 0       | 0- 0        | 2- 0          |      |      |       |           |
| 1- 0              | 0- 0     | 0- 0      | NEUTRAL        | 0- 0       | 0- 0        | 1- 0          |      |      |       |           |
| 8- 9              | 2- 4     | 1- 2      | CONFERENCE     | 1- 2       | 2- 1        | 2- 0          |      |      |       |           |
| 5- 3              | 2- 0     | 0- 2      | HOME           | 0- 1       | 2- 0        | 1- 0          |      |      |       |           |
| 3- 5              | 0- 4     | 1- 0      | AWAY           | 1- 0       | 0- 1        | 1- 0          |      |      |       |           |
| 0- 1              | 0- 0     | 0- 0      | NEUTRAL        | 0- 1       | 0- 0        | 0- 0          |      |      |       |           |

| RPI 1-25                  |   |                 |       | RPI 26-50  |    |           |       | Team's RPI: 45 | RPI 51-100 |   |                 |       | RPI 101+ |   |                   |       |
|---------------------------|---|-----------------|-------|------------|----|-----------|-------|----------------|------------|---|-----------------|-------|----------|---|-------------------|-------|
| RPI                       | S | Opponent        | Score | RPI        | S  | Opponent  | Score |                | RPI        | S | Opponent        | Score | RPI      | S | Opponent          | Score |
| 4                         | A | South Carolina  | 58 83 | 27         | H  | Tennessee | 55 71 |                | 52         | A | St. Mary's (CA) | 95 78 | 121      | H | LSU               | 52 46 |
| 12                        | A | Kentucky        | 59 69 | 38         | A  | Georgia   | 54 48 |                | 57         | A | Auburn          | 69 55 | 139      | H | Wake Forest       | 94 81 |
| 19                        | A | Texas A&M       | 77 81 | 38         | H  | Georgia   | 50 65 |                | 57         | N | Auburn          | 45 47 | 140      | A | Arkansas          | 52 64 |
| 21                        | A | Mississippi St. | 42 52 |            |    |           |       |                | 74         | H | Vanderbilt      | 52 56 | 140      | H | Arkansas          | 69 48 |
| 21                        | H | Mississippi St. | 66 54 |            |    |           |       |                | 77         | H | Charlotte       | 88 71 | 147      | H | SIUE              | 75 46 |
| 23                        | H | Florida         | 79 64 |            |    |           |       |                | 91         | A | Missouri St.    | 71 55 | 158      | N | Northeastern      | 69 56 |
|                           |   |                 |       |            |    |           |       |                |            |   |                 |       | 160      | H | Alabama           | 63 52 |
|                           |   |                 |       |            |    |           |       |                |            |   |                 |       | 176      | A | Ole Miss          | 60 46 |
|                           |   |                 |       |            |    |           |       |                |            |   |                 |       | 201      | A | Colorado          | 79 75 |
|                           |   |                 |       |            |    |           |       |                |            |   |                 |       | 230      | H | Southeast Mo. St. | 74 32 |
|                           |   |                 |       |            |    |           |       |                |            |   |                 |       | 240      | H | Loyola Marymount  | 80 48 |
|                           |   |                 |       |            |    |           |       |                |            |   |                 |       | 243      | H | Texas St.         | 82 56 |
|                           |   |                 |       |            |    |           |       |                |            |   |                 |       | 287      | H | Lamar             | 91 57 |
|                           |   |                 |       |            |    |           |       |                |            |   |                 |       | 290      | A | Wichita St.       | 57 37 |
|                           |   |                 |       |            |    |           |       |                |            |   |                 |       | 334      | H | Ark.-Pine Bluff   | 85 34 |
| LAST 12 Division I GAMES: |   |                 |       |            |    |           |       |                |            |   |                 |       |          |   |                   |       |
|                           |   | 57              | N     | Auburn     | 45 | 47        |       |                | 21         | A | Mississippi St. | 42    | 52       |   |                   |       |
|                           |   | 74              | H     | Vanderbilt | 52 | 56        |       |                | 38         | H | Georgia         | 50    | 65       |   |                   |       |
|                           |   | 12              | A     | Kentucky   | 59 | 69        |       |                | 176        | A | Ole Miss        | 60    | 46       |   |                   |       |
|                           |   | 57              | A     | Auburn     | 69 | 55        |       |                | 121        | H | LSU             | 52    | 46       |   |                   |       |
|                           |   | 140             | H     | Arkansas   | 69 | 48        |       |                | 23         | H | Florida         | 79    | 64       |   |                   |       |
|                           |   | 160             | H     | Alabama    | 63 | 52        |       |                | 19         | A | Texas A&M       | 77    | 81       |   |                   |       |

Non-Div I Games:

Missouri



|                   |          |           |                |            |             |               |      |      |       |           |
|-------------------|----------|-----------|----------------|------------|-------------|---------------|------|------|-------|-----------|
| Average RPI Win:  | 221      | WON-LOST  | WINNING        | LAST 10    | STRENGTH OF | OPP. STRENGTH | TEAM | ADJ. | CONF. | ADJ CONF. |
| Average RPI Loss: | 71       | RECORD    | PCT. RANK      | GAMES      | SCHEDULE    | OF SCHEDULE   | RPI  | RPI  | RPI   | RPI       |
| DIV. I ONLY       | 20- 9    | 70        | 8- 2           | 150        | 163         | 91            | 91   | 21   | 21    |           |
| DIV. I NON-CONF.  | 6- 5     | 146       | 0- 0           | 28         | 27          | 75            | 75   | 17   | 17    |           |
| TOTALS            | RPI 1-25 | RPI 26-50 | W-L RECORDS    | RPI 51-100 | RPI 101-150 | RPI 150+      |      |      |       |           |
| 20- 9             | 0- 1     | 0- 2      | OVERALL        | 1- 5       | 4- 1        | 15- 0         |      |      |       |           |
| 9- 4              | 0- 0     | 0- 2      | HOME           | 0- 2       | 2- 0        | 7- 0          |      |      |       |           |
| 10- 3             | 0- 0     | 0- 0      | AWAY           | 1- 2       | 2- 1        | 7- 0          |      |      |       |           |
| 1- 2              | 0- 1     | 0- 0      | NEUTRAL        | 0- 1       | 0- 0        | 1- 0          |      |      |       |           |
| 6- 5              | 0- 1     | 0- 2      | NON-CONFERENCE | 0- 2       | 3- 0        | 3- 0          |      |      |       |           |
| 2- 2              | 0- 0     | 0- 2      | HOME           | 0- 0       | 1- 0        | 1- 0          |      |      |       |           |
| 3- 1              | 0- 0     | 0- 0      | AWAY           | 0- 1       | 2- 0        | 1- 0          |      |      |       |           |
| 1- 2              | 0- 1     | 0- 0      | NEUTRAL        | 0- 1       | 0- 0        | 1- 0          |      |      |       |           |
| 14- 4             | 0- 0     | 0- 0      | CONFERENCE     | 1- 3       | 1- 1        | 12- 0         |      |      |       |           |
| 7- 2              | 0- 0     | 0- 0      | HOME           | 0- 2       | 1- 0        | 6- 0          |      |      |       |           |
| 7- 2              | 0- 0     | 0- 0      | AWAY           | 1- 1       | 0- 1        | 6- 0          |      |      |       |           |
| 0- 0              | 0- 0     | 0- 0      | NEUTRAL        | 0- 0       | 0- 0        | 0- 0          |      |      |       |           |

| RPI 1-25                  |   |          |       | RPI 26-50 |   |               |       | RPI 51-100 |   |              |       | Team's RPI: 91 | RPI 101+ |                |                |       |
|---------------------------|---|----------|-------|-----------|---|---------------|-------|------------|---|--------------|-------|----------------|----------|----------------|----------------|-------|
| RPI                       | S | Opponent | Score | RPI       | S | Opponent      | Score | RPI        | S | Opponent     | Score |                | RPI      | S              | Opponent       | Score |
| 10                        | N | Stanford | 65 82 | 30        | H | Oklahoma St.  | 55 74 | 63         | N | Maine        | 65 69 |                | 104      | A              | Little Rock    | 64 58 |
|                           |   |          |       | 45        | H | Missouri      | 55 71 | 66         | A | Middle Tenn. | 54 70 |                | 136      | A              | Southern Ill.  | 61 69 |
|                           |   |          |       |           |   |               |       | 95         | A | UNI          | 78 75 |                | 136      | H              | Southern Ill.  | 82 77 |
|                           |   |          |       |           |   |               |       | 95         | H | UNI          | 60 65 |                | 137      | H              | Oral Roberts   | 72 64 |
|                           |   |          |       |           |   |               |       | 97         | A | Drake        | 72 95 |                | 140      | A              | Arkansas       | 69 54 |
|                           |   |          |       |           |   |               |       | 97         | H | Drake        | 75 82 |                | 159      | N              | Marist         | 77 45 |
|                           |   |          |       |           |   |               |       |            |   |              |       |                | 175      | A              | Loyola Chicago | 73 62 |
|                           |   |          |       |           |   |               |       |            |   |              |       |                | 175      | H              | Loyola Chicago | 91 81 |
|                           |   |          |       |           |   |               |       |            |   |              |       |                | 176      | A              | Ole Miss       | 91 78 |
|                           |   |          |       |           |   |               |       |            |   |              |       |                | 177      | H              | Eastern Ky.    | 87 63 |
|                           |   |          |       |           |   |               |       |            |   |              |       |                | 227      | A              | Indiana St.    | 59 51 |
|                           |   |          |       |           |   |               |       |            |   |              |       |                | 227      | H              | Indiana St.    | 75 41 |
|                           |   |          |       |           |   |               |       |            |   |              |       |                | 290      | A              | Wichita St.    | 77 57 |
|                           |   |          |       |           |   |               |       |            |   |              |       |                | 290      | H              | Wichita St.    | 74 45 |
|                           |   |          |       |           |   |               |       |            |   |              |       |                | 303      | A              | Bradley        | 55 44 |
|                           |   |          |       |           |   |               |       |            |   |              |       |                | 303      | H              | Bradley        | 59 56 |
|                           |   |          |       |           |   |               |       |            |   |              |       |                | 316      | A              | Illinois St.   | 73 51 |
|                           |   |          |       |           |   |               |       |            |   |              |       |                | 316      | H              | Illinois St.   | 70 41 |
|                           |   |          |       |           |   |               |       |            |   |              |       |                | 332      | A              | Evansville     | 66 47 |
|                           |   |          |       |           |   |               |       |            |   |              |       |                | 332      | H              | Evansville     | 77 70 |
| LAST 12 Division I GAMES: |   |          |       |           |   |               |       |            |   |              |       |                |          |                |                |       |
|                           |   |          |       | 316       | H | Illinois St.  | 70 41 |            |   |              |       | 175            | H        | Loyola Chicago | 91 81          |       |
|                           |   |          |       | 227       | H | Indiana St.   | 75 41 |            |   |              |       | 97             | A        | Drake          | 72 95          |       |
|                           |   |          |       | 290       | H | Wichita St.   | 74 45 |            |   |              |       | 95             | A        | UNI            | 78 75          |       |
|                           |   |          |       | 332       | A | Evansville    | 66 47 |            |   |              |       | 290            | A        | Wichita St.    | 77 57          |       |
|                           |   |          |       | 136       | A | Southern Ill. | 61 69 |            |   |              |       | 136            | H        | Southern Ill.  | 82 77          |       |
|                           |   |          |       | 303       | H | Bradley       | 59 56 |            |   |              |       | 332            | H        | Evansville     | 77 70          |       |

Non-Div I Games: MidAmerica Naz. 88 61

Missouri St.






■ Loss, 
■ Non-Conf, 
■ S Site, 
■ H Home 
■ A Away 
N Neutral

|                              |               |            |                |             |               |            |            |           |           |
|------------------------------|---------------|------------|----------------|-------------|---------------|------------|------------|-----------|-----------|
| Average RPI Win: <b>250</b>  | WON-LOST      | WINNING    | LAST 10        | STRENGTH OF | OPP. STRENGTH | TEAM       | ADJ.       | CONF.     | ADJ CONF. |
| Average RPI Loss: <b>184</b> | RECORD        | PCT. RANK  | GAMES          | SCHEDULE    | OF SCHEDULE   | RPI        | RPI        | RPI       | RPI       |
| DIV. I ONLY                  | <b>14- 17</b> | <b>203</b> | <b>7- 3</b>    | <b>272</b>  | <b>262</b>    | <b>245</b> | <b>245</b> | <b>23</b> | <b>23</b> |
| DIV. I NON-CONF.             | <b>2- 7</b>   | <b>280</b> | <b>0- 0</b>    | <b>307</b>  | <b>316</b>    | <b>324</b> | <b>324</b> | <b>22</b> | <b>22</b> |
| TOTALS                       | RPI 1-25      | RPI 26-50  | W-L RECORDS    | RPI 51-100  | RPI 101-150   | RPI 150+   |            |           |           |
| 14- 17                       | 0- 0          | 0- 1       | OVERALL        | 1- 3        | 0- 2          | 13- 11     |            |           |           |
| 8- 6                         | 0- 0          | 0- 0       | HOME           | 1- 1        | 0- 1          | 7- 4       |            |           |           |
| 5- 10                        | 0- 0          | 0- 1       | AWAY           | 0- 1        | 0- 1          | 5- 7       |            |           |           |
| 1- 1                         | 0- 0          | 0- 0       | NEUTRAL        | 0- 1        | 0- 0          | 1- 0       |            |           |           |
| 2- 7                         | 0- 0          | 0- 1       | NON-CONFERENCE | 0- 1        | 0- 0          | 2- 5       |            |           |           |
| 1- 3                         | 0- 0          | 0- 0       | HOME           | 0- 1        | 0- 0          | 1- 2       |            |           |           |
| 1- 4                         | 0- 0          | 0- 1       | AWAY           | 0- 0        | 0- 0          | 1- 3       |            |           |           |
| 0- 0                         | 0- 0          | 0- 0       | NEUTRAL        | 0- 0        | 0- 0          | 0- 0       |            |           |           |
| 12- 10                       | 0- 0          | 0- 0       | CONFERENCE     | 1- 2        | 0- 2          | 11- 6      |            |           |           |
| 7- 3                         | 0- 0          | 0- 0       | HOME           | 1- 0        | 0- 1          | 6- 2       |            |           |           |
| 4- 6                         | 0- 0          | 0- 0       | AWAY           | 0- 1        | 0- 1          | 4- 4       |            |           |           |
| 1- 1                         | 0- 0          | 0- 0       | NEUTRAL        | 0- 1        | 0- 0          | 1- 0       |            |           |           |

| RPI 1-25                  |   |          | RPI 26-50 |     |   | RPI 51-100    |       |     | RPI 101+ |               |       | Team's RPI: 245 |   |                      |       |
|---------------------------|---|----------|-----------|-----|---|---------------|-------|-----|----------|---------------|-------|-----------------|---|----------------------|-------|
| RPI                       | S | Opponent | Score     | RPI | S | Opponent      | Score | RPI | S        | Opponent      | Score |                 |   |                      |       |
|                           |   |          |           | 33  | A | Princeton     | 70 81 | 86  | A        | Quinnipiac    | 58 85 | 101             | A | Iona                 | 56 68 |
|                           |   |          |           |     |   |               |       | 86  | H        | Quinnipiac    | 63 60 | 101             | H | Iona                 | 49 64 |
|                           |   |          |           |     |   |               |       | 86  | N        | Quinnipiac    | 59 66 | 159             | A | Marist               | 55 78 |
|                           |   |          |           |     |   |               |       | 88  | H        | Eastern Mich. | 68 78 | 159             | H | Marist               | 60 52 |
|                           |   |          |           |     |   |               |       |     |          |               |       | 200             | A | Fairfield            | 70 80 |
|                           |   |          |           |     |   |               |       |     |          |               |       | 200             | H | Fairfield            | 60 68 |
|                           |   |          |           |     |   |               |       |     |          |               |       | 200             | N | Fairfield            | 64 46 |
|                           |   |          |           |     |   |               |       |     |          |               |       | 209             | H | Robert Morris        | 47 60 |
|                           |   |          |           |     |   |               |       |     |          |               |       | 216             | A | Lehigh               | 88 95 |
|                           |   |          |           |     |   |               |       |     |          |               |       | 224             | A | Canisius             | 81 71 |
|                           |   |          |           |     |   |               |       |     |          |               |       | 224             | H | Canisius             | 79 75 |
|                           |   |          |           |     |   |               |       |     |          |               |       | 228             | A | Siena                | 54 64 |
|                           |   |          |           |     |   |               |       |     |          |               |       | 228             | H | Siena                | 63 69 |
|                           |   |          |           |     |   |               |       |     |          |               |       | 250             | A | Manhattan            | 57 56 |
|                           |   |          |           |     |   |               |       |     |          |               |       | 250             | H | Manhattan            | 72 62 |
|                           |   |          |           |     |   |               |       |     |          |               |       | 265             | A | Providence           | 59 71 |
|                           |   |          |           |     |   |               |       |     |          |               |       | 280             | H | La Salle             | 50 65 |
|                           |   |          |           |     |   |               |       |     |          |               |       | 284             | A | Rider                | 87 75 |
|                           |   |          |           |     |   |               |       |     |          |               |       | 284             | H | Rider                | 76 61 |
|                           |   |          |           |     |   |               |       |     |          |               |       | 289             | A | Niagara              | 68 55 |
|                           |   |          |           |     |   |               |       |     |          |               |       | 289             | H | Niagara              | 83 60 |
|                           |   |          |           |     |   |               |       |     |          |               |       | 292             | A | Colgate              | 86 80 |
|                           |   |          |           |     |   |               |       |     |          |               |       | 314             | A | Fairleigh Dickinson  | 75 81 |
|                           |   |          |           |     |   |               |       |     |          |               |       | 337             | H | St. Francis Brooklyn | 63 54 |
|                           |   |          |           |     |   |               |       |     |          |               |       | 338             | A | Saint Peter's        | 62 67 |
|                           |   |          |           |     |   |               |       |     |          |               |       | 338             | H | Saint Peter's        | 71 52 |
| LAST 12 Division I GAMES: |   |          |           |     |   |               |       |     |          |               |       |                 |   |                      |       |
|                           |   |          |           | 86  | N | Quinnipiac    | 59 66 | 200 | A        | Fairfield     | 70 80 |                 |   |                      |       |
|                           |   |          |           | 200 | N | Fairfield     | 64 46 | 250 | A        | Manhattan     | 57 56 |                 |   |                      |       |
|                           |   |          |           | 338 | H | Saint Peter's | 71 52 | 224 | H        | Canisius      | 79 75 |                 |   |                      |       |
|                           |   |          |           | 284 | H | Rider         | 76 61 | 101 | A        | Iona          | 56 68 |                 |   |                      |       |
|                           |   |          |           | 224 | A | Canisius      | 81 71 | 250 | H        | Manhattan     | 72 62 |                 |   |                      |       |
|                           |   |          |           | 289 | A | Niagara       | 68 55 | 200 | H        | Fairfield     | 60 68 |                 |   |                      |       |

Non-Div I Games:

Monmouth

 Loss, 
  Non-Conf, 
  S Site, 
  H Home 
  A Away 
 N Neutral

|                   |          |           |                |            |             |               |      |      |       |           |
|-------------------|----------|-----------|----------------|------------|-------------|---------------|------|------|-------|-----------|
| Average RPI Win:  | 240      | WON-LOST  | WINNING        | LAST 10    | STRENGTH OF | OPP. STRENGTH | TEAM | ADJ. | CONF. | ADJ CONF. |
| Average RPI Loss: | 160      | RECORD    | PCT. RANK      | GAMES      | SCHEDULE    | OF SCHEDULE   | RPI  | RPI  | RPI   | RPI       |
| DIV. I ONLY       | 19- 10   | 81        | 9- 1           | 320        | 202         | 162           | 162  | 19   | 19    |           |
| DIV. I NON-CONF.  | 6- 4     | 125       | 0- 0           | 278        | 235         | 208           | 208  | 23   | 23    |           |
| TOTALS            | RPI 1-25 | RPI 26-50 | W-L RECORDS    | RPI 51-100 | RPI 101-150 | RPI 150+      |      |      |       |           |
| 19- 10            | 0- 0     | 0- 1      | OVERALL        | 1- 2       | 0- 1        | 18- 6         |      |      |       |           |
| 13- 2             | 0- 0     | 0- 0      | HOME           | 0- 1       | 0- 0        | 13- 1         |      |      |       |           |
| 4- 8              | 0- 0     | 0- 1      | AWAY           | 0- 1       | 0- 1        | 4- 5          |      |      |       |           |
| 2- 0              | 0- 0     | 0- 0      | NEUTRAL        | 1- 0       | 0- 0        | 1- 0          |      |      |       |           |
| 6- 4              | 0- 0     | 0- 1      | NON-CONFERENCE | 1- 0       | 0- 0        | 5- 3          |      |      |       |           |
| 5- 1              | 0- 0     | 0- 0      | HOME           | 0- 0       | 0- 0        | 5- 1          |      |      |       |           |
| 0- 3              | 0- 0     | 0- 1      | AWAY           | 0- 0       | 0- 0        | 0- 2          |      |      |       |           |
| 1- 0              | 0- 0     | 0- 0      | NEUTRAL        | 1- 0       | 0- 0        | 0- 0          |      |      |       |           |
| 13- 6             | 0- 0     | 0- 0      | CONFERENCE     | 0- 2       | 0- 1        | 13- 3         |      |      |       |           |
| 8- 1              | 0- 0     | 0- 0      | HOME           | 0- 1       | 0- 0        | 8- 0          |      |      |       |           |
| 4- 5              | 0- 0     | 0- 0      | AWAY           | 0- 1       | 0- 1        | 4- 3          |      |      |       |           |
| 1- 0              | 0- 0     | 0- 0      | NEUTRAL        | 0- 0       | 0- 0        | 1- 0          |      |      |       |           |

| RPI S                     | Opponent         | Score | RPI S | Opponent         | Score | RPI S | Opponent            | Score | RPI S | Opponent | Score | Team's RPI: 162 |
|---------------------------|------------------|-------|-------|------------------|-------|-------|---------------------|-------|-------|----------|-------|-----------------|
| 44                        | A Colorado St.   | 43 75 | 79    | N Drexel         | 58 50 | 135   | A Idaho             | 61 78 |       |          |       |                 |
|                           |                  |       | 92    | A North Dakota   | 61 73 | 151   | A Montana St.       | 52 61 |       |          |       |                 |
|                           |                  |       | 92    | H North Dakota   | 59 61 | 151   | H Montana St.       | 70 66 |       |          |       |                 |
|                           |                  |       |       |                  |       | 164   | H Fla. Atlantic     | 83 69 |       |          |       |                 |
|                           |                  |       |       |                  |       | 167   | A Sacramento St.    | 75 83 |       |          |       |                 |
|                           |                  |       |       |                  |       | 167   | H Sacramento St.    | 90 83 |       |          |       |                 |
|                           |                  |       |       |                  |       | 173   | H Pacific           | 64 54 |       |          |       |                 |
|                           |                  |       |       |                  |       | 178   | A Eastern Wash.     | 65 67 |       |          |       |                 |
|                           |                  |       |       |                  |       | 181   | A Northern Colo.    | 72 66 |       |          |       |                 |
|                           |                  |       |       |                  |       | 181   | H Northern Colo.    | 58 46 |       |          |       |                 |
|                           |                  |       |       |                  |       | 184   | H Weber St.         | 84 75 |       |          |       |                 |
|                           |                  |       |       |                  |       | 192   | H Idaho St.         | 62 47 |       |          |       |                 |
|                           |                  |       |       |                  |       | 216   | A Lehigh            | 53 80 |       |          |       |                 |
|                           |                  |       |       |                  |       | 223   | H Utah St.          | 86 70 |       |          |       |                 |
|                           |                  |       |       |                  |       | 256   | A Wyoming           | 61 68 |       |          |       |                 |
|                           |                  |       |       |                  |       | 271   | H Seattle           | 44 58 |       |          |       |                 |
|                           |                  |       |       |                  |       | 288   | H Portland          | 90 67 |       |          |       |                 |
|                           |                  |       |       |                  |       | 307   | A Northern Ariz.    | 61 57 |       |          |       |                 |
|                           |                  |       |       |                  |       | 307   | H Northern Ariz.    | 81 58 |       |          |       |                 |
|                           |                  |       |       |                  |       | 307   | N Northern Ariz.    | 78 63 |       |          |       |                 |
|                           |                  |       |       |                  |       | 321   | A Portland St.      | 79 58 |       |          |       |                 |
|                           |                  |       |       |                  |       | 321   | H Portland St.      | 76 57 |       |          |       |                 |
|                           |                  |       |       |                  |       | 335   | A Southern Utah     | 81 50 |       |          |       |                 |
|                           |                  |       |       |                  |       | 335   | H Southern Utah     | 66 60 |       |          |       |                 |
|                           |                  |       |       |                  |       | 339   | H Cal St. Fullerton | 86 51 |       |          |       |                 |
| LAST 12 Division I GAMES: |                  |       |       |                  |       |       |                     |       |       |          |       |                 |
| 307                       | N Northern Ariz. | 78 63 | 307   | A Northern Ariz. | 61 57 |       |                     |       |       |          |       |                 |
| 181                       | A Northern Colo. | 72 66 | 335   | A Southern Utah  | 81 50 |       |                     |       |       |          |       |                 |
| 92                        | A North Dakota   | 61 73 | 321   | H Portland St.   | 76 57 |       |                     |       |       |          |       |                 |
| 184                       | H Weber St.      | 84 75 | 167   | H Sacramento St. | 90 83 |       |                     |       |       |          |       |                 |
| 192                       | H Idaho St.      | 62 47 | 151   | A Montana St.    | 52 61 |       |                     |       |       |          |       |                 |
| 151                       | H Montana St.    | 70 66 | 178   | A Eastern Wash.  | 65 67 |       |                     |       |       |          |       |                 |

Non-Div I Games: Mont. St.-Northern 80 32

Montana

Loss, Non-Conf, S Site, H Home A Away N Neutral

|                   |          |           |                |            |             |               |      |      |       |           |
|-------------------|----------|-----------|----------------|------------|-------------|---------------|------|------|-------|-----------|
| Average RPI Win:  | 251      | WON-LOST  | WINNING        | LAST 10    | STRENGTH OF | OPP. STRENGTH | TEAM | ADJ. | CONF. | ADJ CONF. |
| Average RPI Loss: | 157      | RECORD    | PCT. RANK      | GAMES      | SCHEDULE    | OF SCHEDULE   | RPI  | RPI  | RPI   | RPI       |
| DIV. I ONLY       | 19- 8    | 64        | 7- 3           | 343        | 195         | 151           | 151  | 19   | 19    |           |
| DIV. I NON-CONF.  | 5- 4     | 138       | 0- 0           | 348        | 219         | 265           | 265  | 23   | 23    |           |
| TOTALS            | RPI 1-25 | RPI 26-50 | W-L RECORDS    | RPI 51-100 | RPI 101-150 | RPI 150+      |      |      |       |           |
| 19- 8             | 0- 0     | 0- 0      | OVERALL        | 1- 2       | 1- 1        | 17- 5         |      |      |       |           |
| 11- 1             | 0- 0     | 0- 0      | HOME           | 1- 1       | 0- 0        | 10- 0         |      |      |       |           |
| 7- 7              | 0- 0     | 0- 0      | AWAY           | 0- 1       | 1- 1        | 6- 5          |      |      |       |           |
| 1- 0              | 0- 0     | 0- 0      | NEUTRAL        | 0- 0       | 0- 0        | 1- 0          |      |      |       |           |
| 5- 4              | 0- 0     | 0- 0      | NON-CONFERENCE | 0- 1       | 0- 1        | 5- 2          |      |      |       |           |
| 2- 1              | 0- 0     | 0- 0      | HOME           | 0- 1       | 0- 0        | 2- 0          |      |      |       |           |
| 2- 3              | 0- 0     | 0- 0      | AWAY           | 0- 0       | 0- 1        | 2- 2          |      |      |       |           |
| 1- 0              | 0- 0     | 0- 0      | NEUTRAL        | 0- 0       | 0- 0        | 1- 0          |      |      |       |           |
| 14- 4             | 0- 0     | 0- 0      | CONFERENCE     | 1- 1       | 1- 0        | 12- 3         |      |      |       |           |
| 9- 0              | 0- 0     | 0- 0      | HOME           | 1- 0       | 0- 0        | 8- 0          |      |      |       |           |
| 5- 4              | 0- 0     | 0- 0      | AWAY           | 0- 1       | 1- 0        | 4- 3          |      |      |       |           |
| 0- 0              | 0- 0     | 0- 0      | NEUTRAL        | 0- 0       | 0- 0        | 0- 0          |      |      |       |           |

| RPI S                     | Opponent | Score | RPI S | Opponent         | Score | RPI S | Opponent         | Score  | RPI S | Opponent            | Score  | Team's RPI: 151 |
|---------------------------|----------|-------|-------|------------------|-------|-------|------------------|--------|-------|---------------------|--------|-----------------|
|                           |          |       |       |                  |       | 82    | H San Diego      | 49 62  | 113   | A Gonzaga           | 52 65  |                 |
|                           |          |       |       |                  |       | 92    | A North Dakota   | 76 77  | 135   | A Idaho             | 62 59  |                 |
|                           |          |       |       |                  |       | 92    | H North Dakota   | 69 61  | 162   | A Montana           | 66 70  |                 |
|                           |          |       |       |                  |       |       |                  |        | 162   | H Montana           | 61 52  |                 |
|                           |          |       |       |                  |       |       |                  |        | 167   | A Sacramento St.    | 80 79  |                 |
|                           |          |       |       |                  |       |       |                  |        | 167   | H Sacramento St.    | 116 99 |                 |
|                           |          |       |       |                  |       |       |                  |        | 178   | A Eastern Wash.     | 69 81  |                 |
|                           |          |       |       |                  |       |       |                  |        | 181   | A Northern Colo.    | 73 80  |                 |
|                           |          |       |       |                  |       |       |                  |        | 181   | H Northern Colo.    | 66 58  |                 |
|                           |          |       |       |                  |       |       |                  |        | 184   | H Weber St.         | 92 71  |                 |
|                           |          |       |       |                  |       |       |                  |        | 188   | A Cal Poly          | 57 66  |                 |
|                           |          |       |       |                  |       |       |                  |        | 192   | H Idaho St.         | 82 80  |                 |
|                           |          |       |       |                  |       |       |                  |        | 256   | A Wyoming           | 69 75  |                 |
|                           |          |       |       |                  |       |       |                  |        | 271   | A Seattle           | 80 51  |                 |
|                           |          |       |       |                  |       |       |                  |        | 288   | H Portland          | 86 57  |                 |
|                           |          |       |       |                  |       |       |                  |        | 307   | A Northern Ariz.    | 83 72  |                 |
|                           |          |       |       |                  |       |       |                  |        | 307   | H Northern Ariz.    | 86 77  |                 |
|                           |          |       |       |                  |       |       |                  |        | 321   | A Portland St.      | 106 59 |                 |
|                           |          |       |       |                  |       |       |                  |        | 321   | H Portland St.      | 74 64  |                 |
|                           |          |       |       |                  |       |       |                  |        | 325   | A Nevada            | 66 53  |                 |
|                           |          |       |       |                  |       |       |                  |        | 332   | N Evansville        | 81 55  |                 |
|                           |          |       |       |                  |       |       |                  |        | 335   | A Southern Utah     | 87 66  |                 |
|                           |          |       |       |                  |       |       |                  |        | 335   | H Southern Utah     | 86 59  |                 |
|                           |          |       |       |                  |       |       |                  |        | 339   | H Cal St. Fullerton | 89 66  |                 |
| LAST 12 Division I GAMES: |          |       |       |                  |       |       |                  |        |       |                     |        |                 |
|                           |          |       | 92    | A North Dakota   | 76 77 | 307   | A Northern Ariz. | 83 72  |       |                     |        |                 |
|                           |          |       | 181   | A Northern Colo. | 73 80 | 167   | H Sacramento St. | 116 99 |       |                     |        |                 |
|                           |          |       | 192   | H Idaho St.      | 82 80 | 321   | H Portland St.   | 74 64  |       |                     |        |                 |
|                           |          |       | 184   | H Weber St.      | 92 71 | 162   | H Montana        | 61 52  |       |                     |        |                 |
|                           |          |       | 162   | A Montana        | 66 70 | 135   | A Idaho          | 62 59  |       |                     |        |                 |
|                           |          |       | 335   | A Southern Utah  | 87 66 | 178   | A Eastern Wash.  | 69 81  |       |                     |        |                 |

Non-Div I Games: Montana Western 74 36 Carroll (MT) 74 34

Montana St.

Loss, Non-Conf, S Site, H Home A Away N Neutral

|                   |          |           |                |            |             |               |      |      |       |           |
|-------------------|----------|-----------|----------------|------------|-------------|---------------|------|------|-------|-----------|
| Average RPI Win:  | 307      | WON-LOST  | WINNING        | LAST 10    | STRENGTH OF | OPP. STRENGTH | TEAM | ADJ. | CONF. | ADJ CONF. |
| Average RPI Loss: | 186      | RECORD    | PCT. RANK      | GAMES      | SCHEDULE    | OF SCHEDULE   | RPI  | RPI  | RPI   | RPI       |
| DIV. I ONLY       | 8- 20    | 284       | 3- 7           | 311        | 275         | 306           | 306  | 24   | 24    |           |
| DIV. I NON-CONF.  | 4- 8     | 234       | 0- 0           | 301        | 309         | 275           | 275  | 24   | 24    |           |
| TOTALS            | RPI 1-25 | RPI 26-50 | W-L RECORDS    | RPI 51-100 | RPI 101-150 | RPI 150+      |      |      |       |           |
| 8- 20             | 0- 2     | 0- 0      | OVERALL        | 0- 2       | 0- 4        | 8- 12         |      |      |       |           |
| 4- 8              | 0- 0     | 0- 0      | HOME           | 0- 1       | 0- 2        | 4- 5          |      |      |       |           |
| 4- 12             | 0- 0     | 0- 0      | AWAY           | 0- 0       | 0- 0        | 4- 0          |      |      |       |           |
| 0- 0              | 0- 0     | 0- 0      | NEUTRAL        | 0- 0       | 0- 0        | 0- 0          |      |      |       |           |
| 4- 8              | 0- 2     | 0- 0      | NON-CONFERENCE | 0- 0       | 0- 2        | 4- 4          |      |      |       |           |
| 2- 2              | 0- 0     | 0- 0      | HOME           | 0- 0       | 0- 1        | 2- 1          |      |      |       |           |
| 2- 6              | 0- 2     | 0- 0      | AWAY           | 0- 0       | 0- 1        | 2- 3          |      |      |       |           |
| 0- 0              | 0- 0     | 0- 0      | NEUTRAL        | 0- 0       | 0- 0        | 0- 0          |      |      |       |           |
| 4- 12             | 0- 0     | 0- 0      | CONFERENCE     | 0- 2       | 0- 2        | 4- 8          |      |      |       |           |
| 2- 6              | 0- 0     | 0- 0      | HOME           | 0- 1       | 0- 1        | 2- 4          |      |      |       |           |
| 2- 6              | 0- 0     | 0- 0      | AWAY           | 0- 1       | 0- 1        | 2- 4          |      |      |       |           |
| 0- 0              | 0- 0     | 0- 0      | NEUTRAL        | 0- 0       | 0- 0        | 0- 0          |      |      |       |           |

| RPI 1-25                  |   |                  |        | RPI 26-50 |   |                  |       | RPI 51-100 |   |             |        | RPI 101+ Team's RPI: 306 |   |                   |         |
|---------------------------|---|------------------|--------|-----------|---|------------------|-------|------------|---|-------------|--------|--------------------------|---|-------------------|---------|
| RPI                       | S | Opponent         | Score  | RPI       | S | Opponent         | Score | RPI        | S | Opponent    | Score  | RPI                      | S | Opponent          | Score   |
| 12                        | A | Kentucky         | 57 112 |           |   |                  |       | 78         | A | Belmont     | 71 99  | 106                      | H | UT Martin         | 67 85   |
| 22                        | A | West Virginia    | 56 94  |           |   |                  |       | 78         | H | Belmont     | 74 89  | 134                      | H | Marshall          | 101 104 |
|                           |   |                  |        |           |   |                  |       |            |   |             |        | 136                      | A | Southern Ill.     | 69 102  |
|                           |   |                  |        |           |   |                  |       |            |   |             |        | 147                      | A | SIUE              | 81 90   |
|                           |   |                  |        |           |   |                  |       |            |   |             |        | 177                      | A | Eastern Ky.       | 93 100  |
|                           |   |                  |        |           |   |                  |       |            |   |             |        | 177                      | H | Eastern Ky.       | 77 89   |
|                           |   |                  |        |           |   |                  |       |            |   |             |        | 211                      | H | USC Upstate       | 72 86   |
|                           |   |                  |        |           |   |                  |       |            |   |             |        | 230                      | H | Southeast Mo. St. | 79 89   |
|                           |   |                  |        |           |   |                  |       |            |   |             |        | 257                      | A | Tennessee St.     | 76 78   |
|                           |   |                  |        |           |   |                  |       |            |   |             |        | 257                      | H | Tennessee St.     | 60 68   |
|                           |   |                  |        |           |   |                  |       |            |   |             |        | 264                      | A | Murray St.        | 79 83   |
|                           |   |                  |        |           |   |                  |       |            |   |             |        | 268                      | A | UC Santa Barbara  | 78 93   |
|                           |   |                  |        |           |   |                  |       |            |   |             |        | 270                      | H | Austin Peay       | 75 96   |
|                           |   |                  |        |           |   |                  |       |            |   |             |        | 272                      | A | Georgia St.       | 99 90   |
|                           |   |                  |        |           |   |                  |       |            |   |             |        | 279                      | A | Tennessee Tech    | 69 77   |
|                           |   |                  |        |           |   |                  |       |            |   |             |        | 279                      | H | Tennessee Tech    | 75 71   |
|                           |   |                  |        |           |   |                  |       |            |   |             |        | 282                      | A | Miami (OH)        | 57 59   |
|                           |   |                  |        |           |   |                  |       |            |   |             |        | 286                      | H | Kennesaw St.      | 83 77   |
|                           |   |                  |        |           |   |                  |       |            |   |             |        | 298                      | A | Jacksonville St.  | 70 66   |
|                           |   |                  |        |           |   |                  |       |            |   |             |        | 298                      | H | Jacksonville St.  | 67 63   |
|                           |   |                  |        |           |   |                  |       |            |   |             |        | 333                      | A | Lipscomb          | 92 77   |
|                           |   |                  |        |           |   |                  |       |            |   |             |        | 340                      | A | Eastern Ill.      | 85 77   |
|                           |   |                  |        |           |   |                  |       |            |   |             |        | 344                      | A | Chicago St.       | 71 75   |
|                           |   |                  |        |           |   |                  |       |            |   |             |        | 346                      | H | Alabama A&M       | 112 69  |
| LAST 12 Division I GAMES: |   |                  |        |           |   |                  |       |            |   |             |        |                          |   |                   |         |
| 298                       | A | Jacksonville St. | 70 66  | 78        | A | Belmont          | 71 99 | 177        | A | Eastern Ky. | 93 100 | 279                      | H | Tennessee Tech    | 75 71   |
| 257                       | H | Tennessee St.    | 60 68  | 298       | H | Jacksonville St. | 67 63 | 270        | H | Austin Peay | 75 96  | 340                      | A | Eastern Ill.      | 85 77   |
| 177                       | H | Eastern Ky.      | 77 89  | 340       | A | Eastern Ill.     | 85 77 |            |   |             |        |                          |   |                   |         |
| 279                       | A | Tennessee Tech   | 69 77  |           |   |                  |       |            |   |             |        |                          |   |                   |         |
| 78                        | H | Belmont          | 74 89  |           |   |                  |       |            |   |             |        |                          |   |                   |         |
| 257                       | A | Tennessee St.    | 76 78  |           |   |                  |       |            |   |             |        |                          |   |                   |         |

Non-Div I Games: Ky. Christian 121 91 Mt. St. Joseph 117 53

Morehead St.

■ Loss, 
■ Non-Conf, 
■ S Site, 
■ H Home 
■ A Away 
N Neutral

| Average RPI Win:  | 297      | WON-LOST  | WINNING        | LAST 10    | STRENGTH OF | OPP. STRENGTH | TEAM | ADJ. | CONF. | ADJ CONF. |
|-------------------|----------|-----------|----------------|------------|-------------|---------------|------|------|-------|-----------|
| Average RPI Loss: | 181      | RECORD    | PCT. RANK      | GAMES      | SCHEDULE    | OF SCHEDULE   | RPI  | RPI  | RPI   | RPI       |
| DIV. I ONLY       | 12- 16   | 216       | 6- 4           | 254        | 340         | 254           | 254  | 32   | 32    |           |
| DIV. I NON-CONF.  | 1- 10    | 330       | 0- 0           | 21         | 306         | 246           | 246  | 30   | 30    |           |
| TOTALS            | RPI 1-25 | RPI 26-50 | W-L RECORDS    | RPI 51-100 | RPI 101-150 | RPI 150+      |      |      |       |           |
| 12- 16            | 0- 1     | 0- 2      | OVERALL        | 1- 0       | 0- 1        | 11- 12        |      |      |       |           |
| 6- 5              | 0- 0     | 0- 0      | HOME           | 1- 0       | 0- 0        | 5- 5          |      |      |       |           |
| 5- 9              | 0- 0     | 0- 0      | AWAY           | 0- 0       | 0- 0        | 5- 1          |      |      |       |           |
| 1- 2              | 0- 0     | 0- 1      | NEUTRAL        | 0- 0       | 0- 0        | 1- 1          |      |      |       |           |
| 1- 10             | 0- 1     | 0- 2      | NON-CONFERENCE | 1- 0       | 0- 1        | 0- 6          |      |      |       |           |
| 1- 2              | 0- 0     | 0- 0      | HOME           | 1- 0       | 0- 0        | 0- 2          |      |      |       |           |
| 0- 6              | 0- 1     | 0- 1      | AWAY           | 0- 0       | 0- 1        | 0- 3          |      |      |       |           |
| 0- 2              | 0- 0     | 0- 1      | NEUTRAL        | 0- 0       | 0- 0        | 0- 1          |      |      |       |           |
| 11- 6             | 0- 0     | 0- 0      | CONFERENCE     | 0- 0       | 0- 0        | 11- 6         |      |      |       |           |
| 5- 3              | 0- 0     | 0- 0      | HOME           | 0- 0       | 0- 0        | 5- 3          |      |      |       |           |
| 5- 3              | 0- 0     | 0- 0      | AWAY           | 0- 0       | 0- 0        | 5- 3          |      |      |       |           |
| 1- 0              | 0- 0     | 0- 0      | NEUTRAL        | 0- 0       | 0- 0        | 1- 0          |      |      |       |           |

| RPI S                     | Opponent     | Score | RPI S | Opponent           | Score | RPI S | Opponent | Score | RPI S | Opponent           | Score | Team's RPI: 254 |
|---------------------------|--------------|-------|-------|--------------------|-------|-------|----------|-------|-------|--------------------|-------|-----------------|
| 13 A                      | Syracuse     | 61 90 | 34 A  | James Madison      | 31 92 | 90 H  | Bucknell | 64 50 | 120 A | Virginia Tech      | 33 73 |                 |
|                           |              |       | 44 N  | Colorado St.       | 36 54 |       |          |       | 157 A | Stony Brook        | 42 46 |                 |
|                           |              |       |       |                    |       |       |          |       | 182 H | UMBC               | 46 65 |                 |
|                           |              |       |       |                    |       |       |          |       | 203 A | Hampton            | 47 60 |                 |
|                           |              |       |       |                    |       |       |          |       | 203 H | Hampton            | 51 65 |                 |
|                           |              |       |       |                    |       |       |          |       | 205 A | Brown              | 45 72 |                 |
|                           |              |       |       |                    |       |       |          |       | 209 A | Robert Morris      | 44 76 |                 |
|                           |              |       |       |                    |       |       |          |       | 218 H | N.C. A&T           | 55 65 |                 |
|                           |              |       |       |                    |       |       |          |       | 228 N | Siena              | 46 69 |                 |
|                           |              |       |       |                    |       |       |          |       | 244 A | Bethune-Cookman    | 48 63 |                 |
|                           |              |       |       |                    |       |       |          |       | 246 A | Coppin St.         | 38 82 |                 |
|                           |              |       |       |                    |       |       |          |       | 246 H | Coppin St.         | 72 51 |                 |
|                           |              |       |       |                    |       |       |          |       | 281 A | UMES               | 77 69 |                 |
|                           |              |       |       |                    |       |       |          |       | 281 H | UMES               | 42 50 |                 |
|                           |              |       |       |                    |       |       |          |       | 293 A | Savannah St.       | 66 60 |                 |
|                           |              |       |       |                    |       |       |          |       | 297 A | Florida A&M        | 67 62 |                 |
|                           |              |       |       |                    |       |       |          |       | 302 H | UMKC               | 50 59 |                 |
|                           |              |       |       |                    |       |       |          |       | 312 A | South Carolina St. | 62 56 |                 |
|                           |              |       |       |                    |       |       |          |       | 322 H | Delaware St.       | 56 49 |                 |
|                           |              |       |       |                    |       |       |          |       | 328 H | Howard             | 78 66 |                 |
|                           |              |       |       |                    |       |       |          |       | 347 A | Norfolk St.        | 59 56 |                 |
|                           |              |       |       |                    |       |       |          |       | 347 H | Norfolk St.        | 67 58 |                 |
|                           |              |       |       |                    |       |       |          |       | 348 H | N.C. Central       | 66 55 |                 |
|                           |              |       |       |                    |       |       |          |       | 348 N | N.C. Central       | 52 42 |                 |
| LAST 12 Division I GAMES: |              |       |       |                    |       |       |          |       |       |                    |       |                 |
| 348 N                     | N.C. Central | 52 42 | 347 A | Norfolk St.        | 59 56 |       |          |       |       |                    |       |                 |
| 281 H                     | UMES         | 42 50 | 312 A | South Carolina St. | 62 56 |       |          |       |       |                    |       |                 |
| 246 A                     | Coppin St.   | 38 82 | 293 A | Savannah St.       | 66 60 |       |          |       |       |                    |       |                 |
| 218 H                     | N.C. A&T     | 55 65 | 246 H | Coppin St.         | 72 51 |       |          |       |       |                    |       |                 |
| 348 H                     | N.C. Central | 66 55 | 328 H | Howard             | 78 66 |       |          |       |       |                    |       |                 |
| 203 A                     | Hampton      | 47 60 | 244 A | Bethune-Cookman    | 48 63 |       |          |       |       |                    |       |                 |

Non-Div I Games: Washington Adventis74 36

Morgan St.

■ Loss, 
 ■ Non-Conf, 
 ■ S Site, 
 ■ Home 
 ■ A Away 
 N Neutral

## Mt. St. Mary's

## Through Games Of March 7, 2016

|                   |          |           |                |            |             |               |      |      |       |           |
|-------------------|----------|-----------|----------------|------------|-------------|---------------|------|------|-------|-----------|
| Average RPI Win:  | 315      | WON-LOST  | WINNING        | LAST 10    | STRENGTH OF | OPP. STRENGTH | TEAM | ADJ. | CONF. | ADJ CONF. |
| Average RPI Loss: | 230      | RECORD    | PCT. RANK      | GAMES      | SCHEDULE    | OF SCHEDULE   | RPI  | RPI  | RPI   | RPI       |
| DIV. I ONLY       | 9- 21    | 278       | 4- 6           | 323        | 349         | 317           | 317  | 30   | 30    |           |
| DIV. I NON-CONF.  | 2- 9     | 296       | 0- 0           | 276        | 342         | 315           | 315  | 32   | 32    |           |
| TOTALS            | RPI 1-25 | RPI 26-50 | W-L RECORDS    | RPI 51-100 | RPI 101-150 | RPI 150+      |      |      |       |           |
| 9- 21             | 0- 0     | 0- 0      | OVERALL        | 0- 1       | 0- 2        | 9- 18         |      |      |       |           |
| 4- 9              | 0- 0     | 0- 0      | HOME           | 0- 0       | 0- 0        | 4- 9          |      |      |       |           |
| 5- 12             | 0- 0     | 0- 0      | AWAY           | 0- 0       | 0- 0        | 5- 4          |      |      |       |           |
| 0- 0              | 0- 0     | 0- 0      | NEUTRAL        | 0- 0       | 0- 0        | 0- 0          |      |      |       |           |
| 2- 9              | 0- 0     | 0- 0      | NON-CONFERENCE | 0- 1       | 0- 2        | 2- 6          |      |      |       |           |
| 0- 4              | 0- 0     | 0- 0      | HOME           | 0- 0       | 0- 0        | 0- 4          |      |      |       |           |
| 2- 5              | 0- 0     | 0- 0      | AWAY           | 0- 1       | 0- 2        | 2- 2          |      |      |       |           |
| 0- 0              | 0- 0     | 0- 0      | NEUTRAL        | 0- 0       | 0- 0        | 0- 0          |      |      |       |           |
| 7- 12             | 0- 0     | 0- 0      | CONFERENCE     | 0- 0       | 0- 0        | 7- 12         |      |      |       |           |
| 4- 5              | 0- 0     | 0- 0      | HOME           | 0- 0       | 0- 0        | 4- 5          |      |      |       |           |
| 3- 7              | 0- 0     | 0- 0      | AWAY           | 0- 0       | 0- 0        | 3- 7          |      |      |       |           |
| 0- 0              | 0- 0     | 0- 0      | NEUTRAL        | 0- 0       | 0- 0        | 0- 0          |      |      |       |           |

| RPI 1-25                  |   |                      | RPI 26-50 |       |   | RPI 51-100         |       |                            | RPI 101+ |          |       | Team's RPI: 317 |
|---------------------------|---|----------------------|-----------|-------|---|--------------------|-------|----------------------------|----------|----------|-------|-----------------|
| RPI                       | S | Opponent             | Score     | RPI   | S | Opponent           | Score | RPI                        | S        | Opponent | Score |                 |
|                           |   |                      |           |       |   | 90 A Bucknell      | 45 71 | 120 A Virginia Tech        |          | 42 59    |       |                 |
|                           |   |                      |           |       |   |                    |       | 125 A Pittsburgh           |          | 57 74    |       |                 |
|                           |   |                      |           |       |   |                    |       | 196 A Sacred Heart         |          | 47 66    |       |                 |
|                           |   |                      |           |       |   |                    |       | 196 A Sacred Heart         |          | 58 61    |       |                 |
|                           |   |                      |           |       |   |                    |       | 196 H Sacred Heart         |          | 52 60    |       |                 |
|                           |   |                      |           |       |   |                    |       | 202 H William & Mary       |          | 74 76    |       |                 |
|                           |   |                      |           |       |   |                    |       | 209 A Robert Morris        |          | 56 61    |       |                 |
|                           |   |                      |           |       |   |                    |       | 209 H Robert Morris        |          | 67 74    |       |                 |
|                           |   |                      |           |       |   |                    |       | 222 H Loyola Maryland      |          | 63 65    |       |                 |
|                           |   |                      |           |       |   |                    |       | 225 A Bryant               |          | 52 86    |       |                 |
|                           |   |                      |           |       |   |                    |       | 225 H Bryant               |          | 59 70    |       |                 |
|                           |   |                      |           |       |   |                    |       | 246 A Coppin St.           |          | 55 66    |       |                 |
|                           |   |                      |           |       |   |                    |       | 263 A Saint Francis (PA)   |          | 57 87    |       |                 |
|                           |   |                      |           |       |   |                    |       | 263 H Saint Francis (PA)   |          | 64 73    |       |                 |
|                           |   |                      |           |       |   |                    |       | 267 A Campbell             |          | 53 62    |       |                 |
|                           |   |                      |           |       |   |                    |       | 275 A Central Conn. St.    |          | 59 55    |       |                 |
|                           |   |                      |           |       |   |                    |       | 275 H Central Conn. St.    |          | 54 48    |       |                 |
|                           |   |                      |           |       |   |                    |       | 281 A UMES                 |          | 57 50    |       |                 |
|                           |   |                      |           |       |   |                    |       | 289 H Niagara              |          | 51 53    |       |                 |
|                           |   |                      |           |       |   |                    |       | 314 A Fairleigh Dickinson  |          | 53 66    |       |                 |
|                           |   |                      |           |       |   |                    |       | 314 H Fairleigh Dickinson  |          | 71 55    |       |                 |
|                           |   |                      |           |       |   |                    |       | 322 A Delaware St.         |          | 54 41    |       |                 |
|                           |   |                      |           |       |   |                    |       | 324 A LIU Brooklyn         |          | 50 53    |       |                 |
|                           |   |                      |           |       |   |                    |       | 324 H LIU Brooklyn         |          | 51 61    |       |                 |
|                           |   |                      |           |       |   |                    |       | 328 H Howard               |          | 49 62    |       |                 |
|                           |   |                      |           |       |   |                    |       | 337 A St. Francis Brooklyn |          | 57 40    |       |                 |
| LAST 12 Division I GAMES: |   |                      |           |       |   |                    |       |                            |          |          |       |                 |
| 196 A                     |   | Sacred Heart         | 47 66     | 263 H |   | Saint Francis (PA) | 64 73 |                            |          |          |       |                 |
| 196 H                     |   | Sacred Heart         | 52 60     | 345 A |   | Wagner             | 59 50 |                            |          |          |       |                 |
| 337 A                     |   | St. Francis Brooklyn | 57 40     | 324 A |   | LIU Brooklyn       | 50 53 |                            |          |          |       |                 |
| 275 A                     |   | Central Conn. St.    | 59 55     | 209 H |   | Robert Morris      | 67 74 |                            |          |          |       |                 |
| 225 A                     |   | Bryant               | 52 86     | 345 H |   | Wagner             | 64 55 |                            |          |          |       |                 |
| 314 H                     |   | Fairleigh Dickinson  | 71 55     | 196 A |   | Sacred Heart       | 58 61 |                            |          |          |       |                 |

Non-Div I Games:

Mt. St. Mary's

■ Loss, 
 ■ Non-Conf, 
 ■ S Site, 
 ■ Home 
 ■ A Away 
 N Neutral

M  
t  
.  
S  
t  
.  
M  
a  
r  
y  
'  
s

Mt. St. Mary's  
RPI S Opponent Score

Through Games Of March 7, 2016

| RPI | S | Opponent             | Score |    |
|-----|---|----------------------|-------|----|
| 337 | H | St. Francis Brooklyn | 66    | 56 |
| 345 | A | Wagner               | 59    | 50 |
| 345 | H | Wagner               | 64    | 55 |

M  
t  
.  
S  
t  
.  
M  
a  
r  
y  
'  
s

Mt. St. Mary's



|                   |          |           |                |            |             |               |      |      |       |           |
|-------------------|----------|-----------|----------------|------------|-------------|---------------|------|------|-------|-----------|
| Average RPI Win:  | 270      | WON-LOST  | WINNING        | LAST 10    | STRENGTH OF | OPP. STRENGTH | TEAM | ADJ. | CONF. | ADJ CONF. |
| Average RPI Loss: | 176      | RECORD    | PCT. RANK      | GAMES      | SCHEDULE    | OF SCHEDULE   | RPI  | RPI  | RPI   | RPI       |
| DIV. I ONLY       | 10- 17   | 247       | 5- 5           | 258        | 299         | 264           | 264  | 24   | 24    |           |
| DIV. I NON-CONF.  | 2- 7     | 280       | 0- 0           | 219        | 335         | 263           | 263  | 24   | 24    |           |
| TOTALS            | RPI 1-25 | RPI 26-50 | W-L RECORDS    | RPI 51-100 | RPI 101-150 | RPI 150+      |      |      |       |           |
| 10- 17            | 0- 1     | 0- 0      | OVERALL        | 0- 3       | 2- 4        | 8- 9          |      |      |       |           |
| 5- 5              | 0- 0     | 0- 0      | HOME           | 0- 1       | 0- 3        | 5- 1          |      |      |       |           |
| 4- 11             | 0- 1     | 0- 0      | AWAY           | 0- 2       | 1- 1        | 3- 7          |      |      |       |           |
| 1- 1              | 0- 0     | 0- 0      | NEUTRAL        | 0- 0       | 1- 0        | 0- 1          |      |      |       |           |
| 2- 7              | 0- 1     | 0- 0      | NON-CONFERENCE | 0- 2       | 0- 1        | 2- 3          |      |      |       |           |
| 0- 2              | 0- 0     | 0- 0      | HOME           | 0- 1       | 0- 1        | 0- 0          |      |      |       |           |
| 2- 5              | 0- 1     | 0- 0      | AWAY           | 0- 1       | 0- 0        | 2- 3          |      |      |       |           |
| 0- 0              | 0- 0     | 0- 0      | NEUTRAL        | 0- 0       | 0- 0        | 0- 0          |      |      |       |           |
| 8- 10             | 0- 0     | 0- 0      | CONFERENCE     | 0- 1       | 2- 3        | 6- 6          |      |      |       |           |
| 5- 3              | 0- 0     | 0- 0      | HOME           | 0- 0       | 0- 2        | 5- 1          |      |      |       |           |
| 2- 6              | 0- 0     | 0- 0      | AWAY           | 0- 1       | 1- 1        | 1- 4          |      |      |       |           |
| 1- 1              | 0- 0     | 0- 0      | NEUTRAL        | 0- 0       | 1- 0        | 0- 1          |      |      |       |           |

| RPI 1-25                  |   |             |        | RPI 26-50 |   |                   |       | RPI 51-100 |   |                   |       | RPI 101+ Team's RPI: 264 |   |                   |       |
|---------------------------|---|-------------|--------|-----------|---|-------------------|-------|------------|---|-------------------|-------|--------------------------|---|-------------------|-------|
| RPI                       | S | Opponent    | Score  | RPI       | S | Opponent          | Score | RPI        | S | Opponent          | Score | RPI                      | S | Opponent          | Score |
| 16                        | A | Florida St. | 59 101 |           |   |                   |       | 78         | A | Belmont           | 61 87 | 106                      | A | UT Martin         | 62 92 |
|                           |   |             |        |           |   |                   |       | 98         | A | Central Ark.      | 40 50 | 106                      | H | UT Martin         | 49 70 |
|                           |   |             |        |           |   |                   |       | 98         | H | Central Ark.      | 51 61 | 106                      | N | UT Martin         | 78 76 |
|                           |   |             |        |           |   |                   |       |            |   |                   |       | 136                      | H | Southern Ill.     | 57 70 |
|                           |   |             |        |           |   |                   |       |            |   |                   |       | 147                      | A | SIUE              | 79 76 |
|                           |   |             |        |           |   |                   |       |            |   |                   |       | 147                      | H | SIUE              | 61 64 |
|                           |   |             |        |           |   |                   |       |            |   |                   |       | 152                      | A | Jacksonville      | 54 79 |
|                           |   |             |        |           |   |                   |       |            |   |                   |       | 177                      | A | Eastern Ky.       | 60 72 |
|                           |   |             |        |           |   |                   |       |            |   |                   |       | 177                      | N | Eastern Ky.       | 52 63 |
|                           |   |             |        |           |   |                   |       |            |   |                   |       | 230                      | A | Southeast Mo. St. | 59 96 |
|                           |   |             |        |           |   |                   |       |            |   |                   |       | 230                      | H | Southeast Mo. St. | 80 61 |
|                           |   |             |        |           |   |                   |       |            |   |                   |       | 257                      | A | Tennessee St.     | 58 69 |
|                           |   |             |        |           |   |                   |       |            |   |                   |       | 270                      | A | Austin Peay       | 72 81 |
|                           |   |             |        |           |   |                   |       |            |   |                   |       | 270                      | H | Austin Peay       | 75 72 |
|                           |   |             |        |           |   |                   |       |            |   |                   |       | 279                      | H | Tennessee Tech    | 56 50 |
|                           |   |             |        |           |   |                   |       |            |   |                   |       | 298                      | H | Jacksonville St.  | 71 74 |
|                           |   |             |        |           |   |                   |       |            |   |                   |       | 306                      | H | Morehead St.      | 83 79 |
|                           |   |             |        |           |   |                   |       |            |   |                   |       | 316                      | A | Illinois St.      | 76 81 |
|                           |   |             |        |           |   |                   |       |            |   |                   |       | 332                      | A | Evansville        | 73 54 |
|                           |   |             |        |           |   |                   |       |            |   |                   |       | 333                      | A | Lipscomb          | 85 93 |
|                           |   |             |        |           |   |                   |       |            |   |                   |       | 340                      | A | Eastern Ill.      | 74 71 |
|                           |   |             |        |           |   |                   |       |            |   |                   |       | 340                      | H | Eastern Ill.      | 66 56 |
|                           |   |             |        |           |   |                   |       |            |   |                   |       | 346                      | A | Alabama A&M       | 76 59 |
| LAST 12 Division I GAMES: |   |             |        |           |   |                   |       |            |   |                   |       |                          |   |                   |       |
|                           |   |             |        | 177       | N | Eastern Ky.       | 52 63 | 147        | A | SIUE              | 79 76 |                          |   |                   |       |
|                           |   |             |        | 106       | N | UT Martin         | 78 76 | 270        | H | Austin Peay       | 75 72 |                          |   |                   |       |
|                           |   |             |        | 106       | H | UT Martin         | 49 70 | 230        | A | Southeast Mo. St. | 59 96 |                          |   |                   |       |
|                           |   |             |        | 270       | A | Austin Peay       | 72 81 | 106        | A | UT Martin         | 62 92 |                          |   |                   |       |
|                           |   |             |        | 340       | A | Eastern Ill.      | 74 71 | 340        | H | Eastern Ill.      | 66 56 |                          |   |                   |       |
|                           |   |             |        | 230       | H | Southeast Mo. St. | 80 61 | 147        | H | SIUE              | 61 64 |                          |   |                   |       |

Non-Div I Games: Blue Mountain 89 64 Oakland City 91 75

Murray St.

Loss, Non-Conf, S Site, H Home A Away N Neutral

|                   |          |           |                |            |             |               |      |      |       |           |
|-------------------|----------|-----------|----------------|------------|-------------|---------------|------|------|-------|-----------|
| Average RPI Win:  | 310      | WON-LOST  | WINNING        | LAST 10    | STRENGTH OF | OPP. STRENGTH | TEAM | ADJ. | CONF. | ADJ CONF. |
| Average RPI Loss: | 175      | RECORD    | PCT. RANK      | GAMES      | SCHEDULE    | OF SCHEDULE   | RPI  | RPI  | RPI   | RPI       |
| DIV. I ONLY       | 14- 11   | 144       | 8- 2           | 309        | 338         | 218           | 218  | 32   | 32    |           |
| DIV. I NON-CONF.  | 2- 7     | 280       | 0- 0           | 150        | 180         | 251           | 251  | 30   | 30    |           |
| TOTALS            | RPI 1-25 | RPI 26-50 | W-L RECORDS    | RPI 51-100 | RPI 101-150 | RPI 150+      |      |      |       |           |
| 14- 11            | 0- 2     | 0- 0      | OVERALL        | 0- 2       | 0- 0        | 14- 7         |      |      |       |           |
| 6- 4              | 0- 0     | 0- 0      | HOME           | 0- 2       | 0- 0        | 6- 2          |      |      |       |           |
| 6- 6              | 0- 1     | 0- 0      | AWAY           | 0- 0       | 0- 0        | 6- 5          |      |      |       |           |
| 2- 1              | 0- 1     | 0- 0      | NEUTRAL        | 0- 0       | 0- 0        | 2- 0          |      |      |       |           |
| 2- 7              | 0- 2     | 0- 0      | NON-CONFERENCE | 0- 2       | 0- 0        | 2- 3          |      |      |       |           |
| 0- 2              | 0- 0     | 0- 0      | HOME           | 0- 2       | 0- 0        | 0- 0          |      |      |       |           |
| 0- 4              | 0- 1     | 0- 0      | AWAY           | 0- 0       | 0- 0        | 0- 3          |      |      |       |           |
| 2- 1              | 0- 1     | 0- 0      | NEUTRAL        | 0- 0       | 0- 0        | 2- 0          |      |      |       |           |
| 12- 4             | 0- 0     | 0- 0      | CONFERENCE     | 0- 0       | 0- 0        | 12- 4         |      |      |       |           |
| 6- 2              | 0- 0     | 0- 0      | HOME           | 0- 0       | 0- 0        | 6- 2          |      |      |       |           |
| 6- 2              | 0- 0     | 0- 0      | AWAY           | 0- 0       | 0- 0        | 6- 2          |      |      |       |           |
| 0- 0              | 0- 0     | 0- 0      | NEUTRAL        | 0- 0       | 0- 0        | 0- 0          |      |      |       |           |

| RPI 1-25                  |   |                 |       | RPI 26-50 |   |              |       | RPI 51-100 |   |          |       | RPI 101+ Team's RPI: 218 |   |                    |       |
|---------------------------|---|-----------------|-------|-----------|---|--------------|-------|------------|---|----------|-------|--------------------------|---|--------------------|-------|
| RPI                       | S | Opponent        | Score | RPI       | S | Opponent     | Score | RPI        | S | Opponent | Score | RPI                      | S | Opponent           | Score |
| 6                         | A | Ohio St.        | 56 89 |           |   |              |       | 67         | H | FGCU     | 36 60 | 203                      | H | Hampton            | 52 55 |
| 18                        | N | Duquesne        | 67 81 |           |   |              |       | 70         | H | VCU      | 49 64 | 232                      | A | Navy               | 48 52 |
|                           |   |                 |       |           |   |              |       |            |   |          |       | 244                      | A | Bethune-Cookman    | 41 65 |
|                           |   |                 |       |           |   |              |       |            |   |          |       | 244                      | H | Bethune-Cookman    | 68 55 |
|                           |   |                 |       |           |   |              |       |            |   |          |       | 246                      | A | Coppin St.         | 59 65 |
|                           |   |                 |       |           |   |              |       |            |   |          |       | 254                      | A | Morgan St.         | 65 55 |
|                           |   |                 |       |           |   |              |       |            |   |          |       | 267                      | A | Campbell           | 55 56 |
|                           |   |                 |       |           |   |              |       |            |   |          |       | 281                      | H | UMES               | 50 56 |
|                           |   |                 |       |           |   |              |       |            |   |          |       | 290                      | A | Wichita St.        | 53 55 |
|                           |   |                 |       |           |   |              |       |            |   |          |       | 293                      | A | Savannah St.       | 69 59 |
|                           |   |                 |       |           |   |              |       |            |   |          |       | 293                      | H | Savannah St.       | 60 31 |
|                           |   |                 |       |           |   |              |       |            |   |          |       | 297                      | A | Florida A&M        | 70 66 |
|                           |   |                 |       |           |   |              |       |            |   |          |       | 297                      | H | Florida A&M        | 80 51 |
|                           |   |                 |       |           |   |              |       |            |   |          |       | 312                      | A | South Carolina St. | 57 54 |
|                           |   |                 |       |           |   |              |       |            |   |          |       | 322                      | A | Delaware St.       | 84 64 |
|                           |   |                 |       |           |   |              |       |            |   |          |       | 323                      | N | North Dakota St.   | 72 64 |
|                           |   |                 |       |           |   |              |       |            |   |          |       | 328                      | H | Howard             | 88 70 |
|                           |   |                 |       |           |   |              |       |            |   |          |       | 335                      | N | Southern Utah      | 78 65 |
|                           |   |                 |       |           |   |              |       |            |   |          |       | 347                      | H | Norfolk St.        | 64 53 |
|                           |   |                 |       |           |   |              |       |            |   |          |       | 348                      | A | N.C. Central       | 76 54 |
|                           |   |                 |       |           |   |              |       |            |   |          |       | 348                      | H | N.C. Central       | 60 48 |
| LAST 12 Division I GAMES: |   |                 |       |           |   |              |       |            |   |          |       |                          |   |                    |       |
| 348                       | H | N.C. Central    | 60 48 | 348       | A | N.C. Central | 76 54 |            |   |          |       |                          |   |                    |       |
| 244                       | A | Bethune-Cookman | 41 65 | 293       | H | Savannah St. | 60 31 |            |   |          |       |                          |   |                    |       |
| 297                       | A | Florida A&M     | 70 66 | 322       | A | Delaware St. | 84 64 |            |   |          |       |                          |   |                    |       |
| 254                       | A | Morgan St.      | 65 55 | 246       | A | Coppin St.   | 59 65 |            |   |          |       |                          |   |                    |       |
| 244                       | H | Bethune-Cookman | 68 55 | 347       | H | Norfolk St.  | 64 53 |            |   |          |       |                          |   |                    |       |
| 297                       | H | Florida A&M     | 80 51 | 203       | H | Hampton      | 52 55 |            |   |          |       |                          |   |                    |       |

Non-Div I Games: Pfeiffer 74 55 North Greenville 64 37

N.C. A&amp;T

Loss, Non-Conf, S Site, H Home A Away N Neutral

N.C. Central

Through Games Of March 7, 2016

|                   |          |           |                |            |             |               |      |      |       |           |
|-------------------|----------|-----------|----------------|------------|-------------|---------------|------|------|-------|-----------|
| Average RPI Win:  | 284      | WON-LOST  | WINNING        | LAST 10    | STRENGTH OF | OPP. STRENGTH | TEAM | ADJ. | CONF. | ADJ CONF. |
| Average RPI Loss: | 254      | RECORD    | PCT. RANK      | GAMES      | SCHEDULE    | OF SCHEDULE   | RPI  | RPI  | RPI   | RPI       |
| DIV. I ONLY       | 4- 23    | 325       | 1- 8           | 341        | 346         | 348           | 348  | 32   | 32    |           |
| DIV. I NON-CONF.  | 1- 9     | 325       | 0- 0           | 322        | 327         | 348           | 348  | 30   | 30    |           |
| TOTALS            | RPI 1-25 | RPI 26-50 | W-L RECORDS    | RPI 51-100 | RPI 101-150 | RPI 150+      |      |      |       |           |
| 4- 23             | 0- 0     | 0- 0      | OVERALL        | 0- 2       | 0- 0        | 4- 21         |      |      |       |           |
| 4- 6              | 0- 0     | 0- 0      | HOME           | 0- 0       | 0- 0        | 4- 6          |      |      |       |           |
| 0- 16             | 0- 0     | 0- 0      | AWAY           | 0- 2       | 0- 0        | 0- 14         |      |      |       |           |
| 0- 1              | 0- 0     | 0- 0      | NEUTRAL        | 0- 0       | 0- 0        | 0- 1          |      |      |       |           |
| 1- 9              | 0- 0     | 0- 0      | NON-CONFERENCE | 0- 2       | 0- 0        | 1- 7          |      |      |       |           |
| 1- 1              | 0- 0     | 0- 0      | HOME           | 0- 0       | 0- 0        | 1- 1          |      |      |       |           |
| 0- 8              | 0- 0     | 0- 0      | AWAY           | 0- 2       | 0- 0        | 0- 6          |      |      |       |           |
| 0- 0              | 0- 0     | 0- 0      | NEUTRAL        | 0- 0       | 0- 0        | 0- 0          |      |      |       |           |
| 3- 14             | 0- 0     | 0- 0      | CONFERENCE     | 0- 0       | 0- 0        | 3- 14         |      |      |       |           |
| 3- 5              | 0- 0     | 0- 0      | HOME           | 0- 0       | 0- 0        | 3- 5          |      |      |       |           |
| 0- 8              | 0- 0     | 0- 0      | AWAY           | 0- 0       | 0- 0        | 0- 8          |      |      |       |           |
| 0- 1              | 0- 0     | 0- 0      | NEUTRAL        | 0- 0       | 0- 0        | 0- 1          |      |      |       |           |

| RPI S                     | Opponent          | Score | RPI S | Opponent          | Score | RPI S | Opponent             | Score  | RPI S | Opponent | Score | Team's RPI: 348 |
|---------------------------|-------------------|-------|-------|-------------------|-------|-------|----------------------|--------|-------|----------|-------|-----------------|
| 77                        | A Charlotte       | 52 67 |       |                   |       | 203   | H Hampton            | 42 76  |       |          |       |                 |
| 94                        | A Nebraska        | 47 88 |       |                   |       | 208   | A Presbyterian       | 50 60  |       |          |       |                 |
|                           |                   |       |       |                   |       | 211   | A USC Upstate        | 46 68  |       |          |       |                 |
|                           |                   |       |       |                   |       | 215   | H Furman             | 66 61  |       |          |       |                 |
|                           |                   |       |       |                   |       | 218   | A N.C. A&T           | 48 60  |       |          |       |                 |
|                           |                   |       |       |                   |       | 218   | H N.C. A&T           | 54 76  |       |          |       |                 |
|                           |                   |       |       |                   |       | 244   | A Bethune-Cookman    | 50 62  |       |          |       |                 |
|                           |                   |       |       |                   |       | 244   | H Bethune-Cookman    | 46 63  |       |          |       |                 |
|                           |                   |       |       |                   |       | 246   | A Coppin St.         | 46 63  |       |          |       |                 |
|                           |                   |       |       |                   |       | 254   | A Morgan St.         | 55 66  |       |          |       |                 |
|                           |                   |       |       |                   |       | 254   | N Morgan St.         | 42 52  |       |          |       |                 |
|                           |                   |       |       |                   |       | 267   | H Campbell           | 48 57  |       |          |       |                 |
|                           |                   |       |       |                   |       | 281   | H UMES               | 49 46  |       |          |       |                 |
|                           |                   |       |       |                   |       | 293   | A Savannah St.       | 39 57  |       |          |       |                 |
|                           |                   |       |       |                   |       | 293   | H Savannah St.       | 65 61  |       |          |       |                 |
|                           |                   |       |       |                   |       | 297   | A Florida A&M        | 45 55  |       |          |       |                 |
|                           |                   |       |       |                   |       | 297   | H Florida A&M        | 54 69  |       |          |       |                 |
|                           |                   |       |       |                   |       | 305   | A Wofford            | 37 60  |       |          |       |                 |
|                           |                   |       |       |                   |       | 309   | A Longwood           | 49 60  |       |          |       |                 |
|                           |                   |       |       |                   |       | 311   | A UNCG               | 56 103 |       |          |       |                 |
|                           |                   |       |       |                   |       | 312   | A South Carolina St. | 51 58  |       |          |       |                 |
|                           |                   |       |       |                   |       | 322   | A Delaware St.       | 56 66  |       |          |       |                 |
|                           |                   |       |       |                   |       | 326   | A Winthrop           | 39 62  |       |          |       |                 |
|                           |                   |       |       |                   |       | 328   | H Howard             | 61 68  |       |          |       |                 |
|                           |                   |       |       |                   |       | 347   | H Norfolk St.        | 63 62  |       |          |       |                 |
| LAST 12 Division I GAMES: |                   |       |       |                   |       |       |                      |        |       |          |       |                 |
| 254                       | N Morgan St.      | 42 52 | 297   | H Florida A&M     | 54 69 |       |                      |        |       |          |       |                 |
| 218                       | A N.C. A&T        | 48 60 | 244   | H Bethune-Cookman | 46 63 |       |                      |        |       |          |       |                 |
| 293                       | H Savannah St.    | 65 61 | 218   | H N.C. A&T        | 54 76 |       |                      |        |       |          |       |                 |
| 244                       | A Bethune-Cookman | 50 62 | 297   | A Florida A&M     | 45 55 |       |                      |        |       |          |       |                 |
| 254                       | A Morgan St.      | 55 66 | 322   | A Delaware St.    | 56 66 |       |                      |        |       |          |       |                 |
| 246                       | A Coppin St.      | 46 63 | 203   | H Hampton         | 42 76 |       |                      |        |       |          |       |                 |

Non-Div I Games: Johnson & Wales (NC68 58

N.C. Central

Loss, Non-Conf, S Site, H Home A Away N Neutral

|                   |          |           |                |            |             |               |      |      |       |           |
|-------------------|----------|-----------|----------------|------------|-------------|---------------|------|------|-------|-----------|
| Average RPI Win:  | 329      | WON-LOST  | WINNING        | LAST 10    | STRENGTH OF | OPP. STRENGTH | TEAM | ADJ. | CONF. | ADJ CONF. |
| Average RPI Loss: | 204      | RECORD    | PCT. RANK      | GAMES      | SCHEDULE    | OF SCHEDULE   | RPI  | RPI  | RPI   | RPI       |
| DIV. I ONLY       | 2- 26    | 345       | 1- 9           | 246        | 317         | 342           | 342  | 29   | 29    |           |
| DIV. I NON-CONF.  | 1- 12    | 337       | 0- 0           | 271        | 325         | 338           | 338  | 28   | 28    |           |
| TOTALS            | RPI 1-25 | RPI 26-50 | W-L RECORDS    | RPI 51-100 | RPI 101-150 | RPI 150+      |      |      |       |           |
| 2- 26             | 0- 0     | 0- 0      | OVERALL        | 0- 5       | 0- 2        | 2- 19         |      |      |       |           |
| 1- 12             | 0- 0     | 0- 0      | HOME           | 0- 2       | 0- 0        | 1- 10         |      |      |       |           |
| 1- 14             | 0- 0     | 0- 0      | AWAY           | 0- 3       | 0- 2        | 1- 9          |      |      |       |           |
| 0- 0              | 0- 0     | 0- 0      | NEUTRAL        | 0- 0       | 0- 0        | 0- 0          |      |      |       |           |
| 1- 12             | 0- 0     | 0- 0      | NON-CONFERENCE | 0- 2       | 0- 2        | 1- 8          |      |      |       |           |
| 0- 6              | 0- 0     | 0- 0      | HOME           | 0- 1       | 0- 0        | 0- 5          |      |      |       |           |
| 1- 6              | 0- 0     | 0- 0      | AWAY           | 0- 1       | 0- 2        | 1- 3          |      |      |       |           |
| 0- 0              | 0- 0     | 0- 0      | NEUTRAL        | 0- 0       | 0- 0        | 0- 0          |      |      |       |           |
| 1- 14             | 0- 0     | 0- 0      | CONFERENCE     | 0- 3       | 0- 0        | 1- 11         |      |      |       |           |
| 1- 6              | 0- 0     | 0- 0      | HOME           | 0- 1       | 0- 0        | 1- 5          |      |      |       |           |
| 0- 8              | 0- 0     | 0- 0      | AWAY           | 0- 2       | 0- 0        | 0- 6          |      |      |       |           |
| 0- 0              | 0- 0     | 0- 0      | NEUTRAL        | 0- 0       | 0- 0        | 0- 0          |      |      |       |           |

| RPI 1-25                  |   |          | RPI 26-50 |     |   | RPI 51-100    |       |     | RPI 101+ |                 |               | Team's RPI: 342 |     |          |                  |    |    |
|---------------------------|---|----------|-----------|-----|---|---------------|-------|-----|----------|-----------------|---------------|-----------------|-----|----------|------------------|----|----|
| RPI                       | S | Opponent | Score     | RPI | S | Opponent      | Score | RPI | S        | Opponent        | Score         | RPI             | S   | Opponent | Score            |    |    |
|                           |   |          |           |     |   |               |       | 67  | A        | FGCU            | 37            | 70              | 109 | A        | Virginia         | 54 | 81 |
|                           |   |          |           |     |   |               |       | 67  | A        | FGCU            | 31            | 60              | 134 | A        | Marshall         | 50 | 63 |
|                           |   |          |           |     |   |               |       | 67  | H        | FGCU            | 32            | 53              | 152 | A        | Jacksonville     | 37 | 68 |
|                           |   |          |           |     |   |               |       | 68  | H        | Army West Point | 35            | 71              | 152 | H        | Jacksonville     | 36 | 65 |
|                           |   |          |           |     |   |               |       | 81  | A        | Minnesota       | 50            | 83              | 194 | A        | Stetson          | 55 | 60 |
|                           |   |          |           |     |   |               |       |     |          |                 |               |                 | 194 | H        | Stetson          | 56 | 74 |
|                           |   |          |           |     |   |               |       |     |          |                 |               |                 | 205 | H        | Brown            | 49 | 74 |
|                           |   |          |           |     |   |               |       |     |          |                 |               |                 | 211 | A        | USC Upstate      | 47 | 67 |
|                           |   |          |           |     |   |               |       |     |          |                 |               |                 | 211 | H        | USC Upstate      | 41 | 58 |
|                           |   |          |           |     |   |               |       |     |          |                 |               |                 | 214 | H        | Dartmouth        | 39 | 46 |
|                           |   |          |           |     |   |               |       |     |          |                 |               |                 | 216 | H        | Lehigh           | 47 | 75 |
|                           |   |          |           |     |   |               |       |     |          |                 |               |                 | 219 | A        | Binghamton       | 50 | 54 |
|                           |   |          |           |     |   |               |       |     |          |                 |               |                 | 247 | A        | Columbia         | 52 | 72 |
|                           |   |          |           |     |   |               |       |     |          |                 |               |                 | 276 | H        | Vermont          | 46 | 54 |
|                           |   |          |           |     |   |               |       |     |          |                 |               |                 | 286 | A        | Kennesaw St.     | 48 | 64 |
|                           |   |          |           |     |   |               |       |     |          |                 |               |                 | 286 | H        | Kennesaw St.     | 77 | 82 |
|                           |   |          |           |     |   |               |       |     |          |                 |               |                 | 323 | H        | North Dakota St. | 59 | 64 |
|                           |   |          |           |     |   |               |       |     |          |                 |               |                 | 324 | A        | LIU Brooklyn     | 53 | 44 |
|                           |   |          |           |     |   |               |       |     |          |                 |               |                 | 327 | A        | North Florida    | 49 | 72 |
|                           |   |          |           |     |   |               |       |     |          |                 |               |                 | 327 | H        | North Florida    | 51 | 68 |
|                           |   |          |           |     |   |               |       |     |          |                 |               |                 | 333 | A        | Lipscomb         | 49 | 63 |
|                           |   |          |           |     |   |               |       |     |          |                 |               |                 | 333 | H        | Lipscomb         | 61 | 51 |
|                           |   |          |           |     |   |               |       |     |          |                 |               |                 | 345 | A        | Wagner           | 53 | 76 |
| LAST 12 Division I GAMES: |   |          |           |     |   |               |       |     |          |                 |               |                 |     |          |                  |    |    |
|                           |   |          |           | 67  | A | FGCU          | 31    | 60  | 333      | A               | Lipscomb      | 49              | 63  |          |                  |    |    |
|                           |   |          |           | 211 | A | USC Upstate   | 47    | 67  | 286      | H               | Kennesaw St.  | 77              | 82  |          |                  |    |    |
|                           |   |          |           | 327 | A | North Florida | 49    | 72  | 333      | H               | Lipscomb      | 61              | 51  |          |                  |    |    |
|                           |   |          |           | 152 | A | Jacksonville  | 37    | 68  | 286      | A               | Kennesaw St.  | 48              | 64  |          |                  |    |    |
|                           |   |          |           | 194 | H | Stetson       | 56    | 74  | 152      | H               | Jacksonville  | 36              | 65  |          |                  |    |    |
|                           |   |          |           | 67  | H | FGCU          | 32    | 53  | 327      | H               | North Florida | 51              | 68  |          |                  |    |    |

Non-Div I Games: St. Joseph (VT) 71 50 St. Joseph's (Brklr) 78 41

NJIT

Loss, Non-Conf, S Site, H Home A Away N Neutral

## Navy

Through Games Of March 7, 2016

|                   |          |           |                |            |             |               |      |      |       |           |
|-------------------|----------|-----------|----------------|------------|-------------|---------------|------|------|-------|-----------|
| Average RPI Win:  | 269      | WON-LOST  | WINNING        | LAST 10    | STRENGTH OF | OPP. STRENGTH | TEAM | ADJ. | CONF. | ADJ CONF. |
| Average RPI Loss: | 169      | RECORD    | PCT. RANK      | GAMES      | SCHEDULE    | OF SCHEDULE   | RPI  | RPI  | RPI   | RPI       |
| DIV. I ONLY       | 14- 15   | 177       | 5- 5           | 253        | 303         | 232           | 232  | 25   | 25    |           |
| DIV. I NON-CONF.  | 5- 5     | 160       | 0- 0           | 213        | 279         | 209           | 209  | 27   | 27    |           |
| TOTALS            | RPI 1-25 | RPI 26-50 | W-L RECORDS    | RPI 51-100 | RPI 101-150 | RPI 150+      |      |      |       |           |
| 14- 15            | 0- 0     | 0- 2      | OVERALL        | 1- 5       | 0- 0        | 13- 8         |      |      |       |           |
| 10- 5             | 0- 0     | 0- 1      | HOME           | 1- 2       | 0- 0        | 9- 2          |      |      |       |           |
| 4- 9              | 0- 0     | 0- 1      | AWAY           | 0- 2       | 0- 0        | 4- 6          |      |      |       |           |
| 0- 1              | 0- 0     | 0- 0      | NEUTRAL        | 0- 1       | 0- 0        | 0- 0          |      |      |       |           |
| 5- 5              | 0- 0     | 0- 2      | NON-CONFERENCE | 1- 1       | 0- 0        | 4- 2          |      |      |       |           |
| 4- 2              | 0- 0     | 0- 1      | HOME           | 1- 0       | 0- 0        | 3- 1          |      |      |       |           |
| 1- 3              | 0- 0     | 0- 1      | AWAY           | 0- 1       | 0- 0        | 1- 1          |      |      |       |           |
| 0- 0              | 0- 0     | 0- 0      | NEUTRAL        | 0- 0       | 0- 0        | 0- 0          |      |      |       |           |
| 9- 10             | 0- 0     | 0- 0      | CONFERENCE     | 0- 4       | 0- 0        | 9- 6          |      |      |       |           |
| 6- 3              | 0- 0     | 0- 0      | HOME           | 0- 2       | 0- 0        | 6- 1          |      |      |       |           |
| 3- 6              | 0- 0     | 0- 0      | AWAY           | 0- 1       | 0- 0        | 3- 5          |      |      |       |           |
| 0- 1              | 0- 0     | 0- 0      | NEUTRAL        | 0- 1       | 0- 0        | 0- 0          |      |      |       |           |

| RPI S                     | Opponent          | Score | RPI S | Opponent          | Score | RPI S | Opponent          | Score | RPI S | Opponent          | Score | Team's RPI: 232 |
|---------------------------|-------------------|-------|-------|-------------------|-------|-------|-------------------|-------|-------|-------------------|-------|-----------------|
| 36                        | A Penn            | 43 57 | 44    | H Colorado St.    | 73 82 | 65    | A Hofstra         | 63 65 | 216   | A Lehigh          | 62 54 |                 |
|                           |                   |       |       |                   |       | 68    | H Army West Point | 34 49 | 216   | H Lehigh          | 48 51 |                 |
|                           |                   |       |       |                   |       | 68    | N Army West Point | 38 75 | 218   | H N.C. A&T        | 52 48 |                 |
|                           |                   |       |       |                   |       | 89    | H Elon            | 73 70 | 220   | A Kansas          | 54 61 |                 |
|                           |                   |       |       |                   |       | 90    | A Bucknell        | 52 64 | 222   | A Loyola Maryland | 38 51 |                 |
|                           |                   |       |       |                   |       | 90    | H Bucknell        | 41 51 | 222   | A Loyola Maryland | 42 44 |                 |
|                           |                   |       |       |                   |       |       |                   |       | 222   | H Loyola Maryland | 45 38 |                 |
|                           |                   |       |       |                   |       |       |                   |       | 228   | H Siena           | 59 58 |                 |
|                           |                   |       |       |                   |       |       |                   |       | 255   | A Holy Cross      | 49 57 |                 |
|                           |                   |       |       |                   |       |       |                   |       | 255   | H Holy Cross      | 50 49 |                 |
|                           |                   |       |       |                   |       |       |                   |       | 273   | A American        | 56 61 |                 |
|                           |                   |       |       |                   |       |       |                   |       | 273   | H American        | 65 52 |                 |
|                           |                   |       |       |                   |       |       |                   |       | 292   | A Colgate         | 62 58 |                 |
|                           |                   |       |       |                   |       |       |                   |       | 292   | H Colgate         | 51 41 |                 |
|                           |                   |       |       |                   |       |       |                   |       | 324   | H LIU Brooklyn    | 66 68 |                 |
|                           |                   |       |       |                   |       |       |                   |       | 329   | A Lafayette       | 65 58 |                 |
|                           |                   |       |       |                   |       |       |                   |       | 329   | H Lafayette       | 64 48 |                 |
|                           |                   |       |       |                   |       |       |                   |       | 338   | A Saint Peter's   | 50 39 |                 |
|                           |                   |       |       |                   |       |       |                   |       | 341   | H Air Force       | 64 46 |                 |
|                           |                   |       |       |                   |       |       |                   |       | 343   | A Boston U.       | 49 51 |                 |
|                           |                   |       |       |                   |       |       |                   |       | 343   | H Boston U.       | 67 56 |                 |
| LAST 12 Division I GAMES: |                   |       |       |                   |       |       |                   |       |       |                   |       |                 |
| 222                       | A Loyola Maryland | 42 44 | 329   | H Lafayette       | 64 48 |       |                   |       |       |                   |       |                 |
| 273                       | A American        | 56 61 | 222   | H Loyola Maryland | 45 38 |       |                   |       |       |                   |       |                 |
| 90                        | A Bucknell        | 52 64 | 292   | A Colgate         | 62 58 |       |                   |       |       |                   |       |                 |
| 273                       | H American        | 65 52 | 343   | A Boston U.       | 49 51 |       |                   |       |       |                   |       |                 |
| 68                        | H Army West Point | 34 49 | 255   | H Holy Cross      | 50 49 |       |                   |       |       |                   |       |                 |
| 216                       | A Lehigh          | 62 54 | 68    | N Army West Point | 38 75 |       |                   |       |       |                   |       |                 |

Non-Div I Games: Johns Hopkins 77 45

Navy

■ Loss, 
 ■ Non-Conf, S Site, 
 ■ Home 
 ■ Away 
 N Neutral

## Nebraska

Through Games Of March 7, 2016

|                   |          |           |                |            |             |               |      |      |       |           |
|-------------------|----------|-----------|----------------|------------|-------------|---------------|------|------|-------|-----------|
| Average RPI Win:  | 164      | WON-LOST  | WINNING        | LAST 10    | STRENGTH OF | OPP. STRENGTH | TEAM | ADJ. | CONF. | ADJ CONF. |
| Average RPI Loss: | 50       | RECORD    | PCT. RANK      | GAMES      | SCHEDULE    | OF SCHEDULE   | RPI  | RPI  | RPI   | RPI       |
| DIV. I ONLY       | 18- 12   | 113       | 3- 7           | 99         | 32          | 94            | 94   | 5    | 5     |           |
| DIV. I NON-CONF.  | 9- 2     | 37        | 0- 0           | 256        | 142         | 98            | 98   | 4    | 4     |           |
| TOTALS            | RPI 1-25 | RPI 26-50 | W-L RECORDS    | RPI 51-100 | RPI 101-150 | RPI 150+      |      |      |       |           |
| 18- 12            | 1- 3     | 2- 2      | OVERALL        | 4- 7       | 3- 0        | 8- 0          |      |      |       |           |
| 15- 3             | 1- 0     | 2- 1      | HOME           | 2- 2       | 2- 0        | 8- 0          |      |      |       |           |
| 3- 8              | 0- 3     | 0- 1      | AWAY           | 2- 4       | 1- 0        | 0- 0          |      |      |       |           |
| 0- 1              | 0- 0     | 0- 0      | NEUTRAL        | 0- 1       | 0- 0        | 0- 0          |      |      |       |           |
| 9- 2              | 0- 1     | 2- 0      | NON-CONFERENCE | 0- 1       | 1- 0        | 6- 0          |      |      |       |           |
| 9- 0              | 0- 0     | 2- 0      | HOME           | 0- 0       | 1- 0        | 6- 0          |      |      |       |           |
| 0- 2              | 0- 1     | 0- 0      | AWAY           | 0- 1       | 0- 0        | 0- 0          |      |      |       |           |
| 0- 0              | 0- 0     | 0- 0      | NEUTRAL        | 0- 0       | 0- 0        | 0- 0          |      |      |       |           |
| 9- 10             | 1- 2     | 0- 2      | CONFERENCE     | 4- 6       | 2- 0        | 2- 0          |      |      |       |           |
| 6- 3              | 1- 0     | 0- 1      | HOME           | 2- 2       | 1- 0        | 2- 0          |      |      |       |           |
| 3- 6              | 0- 2     | 0- 1      | AWAY           | 2- 3       | 1- 0        | 0- 0          |      |      |       |           |
| 0- 1              | 0- 0     | 0- 0      | NEUTRAL        | 0- 1       | 0- 0        | 0- 0          |      |      |       |           |

| RPI 1-25                  |   |              |       | RPI 26-50 |   |                    |       | RPI 51-100 |   |              |        | Team's RPI: 94 | RPI 101+ |   |                 |       |
|---------------------------|---|--------------|-------|-----------|---|--------------------|-------|------------|---|--------------|--------|----------------|----------|---|-----------------|-------|
| RPI                       | S | Opponent     | Score | RPI       | S | Opponent           | Score | RPI        | S | Opponent     | Score  |                | RPI      | S | Opponent        | Score |
| 3                         | A | UConn        | 46 88 | 39        | H | Arkansas St.       | 79 71 | 51         | A | Rutgers      | 56 66  |                | 110      | H | Creighton       | 65 63 |
| 6                         | A | Ohio St.     | 70 96 | 46        | A | Indiana            | 47 59 | 51         | H | Rutgers      | 65 54  |                | 131      | A | Penn St.        | 83 78 |
| 8                         | A | Maryland     | 50 89 | 46        | H | Indiana            | 68 79 | 51         | N | Rutgers      | 63 66  |                | 131      | H | Penn St.        | 87 69 |
| 17                        | H | Michigan St. | 73 66 | 50        | H | North Carolina St. | 88 67 | 59         | H | Iowa         | 68 74  |                | 155      | H | Southern U.     | 89 38 |
|                           |   |              |       |           |   |                    |       | 64         | A | Purdue       | 62 61  |                | 179      | H | Illinois        | 73 57 |
|                           |   |              |       |           |   |                    |       | 64         | H | Purdue       | 50 68  |                | 197      | H | Wisconsin       | 75 62 |
|                           |   |              |       |           |   |                    |       | 75         | A | Michigan     | 93 81  |                | 307      | H | Northern Ariz.  | 90 67 |
|                           |   |              |       |           |   |                    |       | 81         | A | Minnesota    | 73 110 |                | 327      | H | North Florida   | 91 46 |
|                           |   |              |       |           |   |                    |       | 85         | A | California   | 80 87  |                | 332      | H | Evansville      | 85 40 |
|                           |   |              |       |           |   |                    |       | 100        | A | Northwestern | 62 85  |                | 334      | H | Ark.-Pine Bluff | 96 46 |
|                           |   |              |       |           |   |                    |       | 100        | H | Northwestern | 76 67  |                | 348      | H | N.C. Central    | 88 47 |
| LAST 12 Division I GAMES: |   |              |       |           |   |                    |       |            |   |              |        |                |          |   |                 |       |
|                           |   |              |       | 51        | N | Rutgers            | 63 66 | 81         | A | Minnesota    | 73 110 |                |          |   |                 |       |
|                           |   |              |       | 100       | H | Northwestern       | 76 67 | 46         | A | Indiana      | 47 59  |                |          |   |                 |       |
|                           |   |              |       | 46        | H | Indiana            | 68 79 | 131        | H | Penn St.     | 87 69  |                |          |   |                 |       |
|                           |   |              |       | 64        | H | Purdue             | 50 68 | 51         | A | Rutgers      | 56 66  |                |          |   |                 |       |
|                           |   |              |       | 6         | A | Ohio St.           | 70 96 | 197        | H | Wisconsin    | 75 62  |                |          |   |                 |       |
|                           |   |              |       | 17        | H | Michigan St.       | 73 66 | 75         | A | Michigan     | 93 81  |                |          |   |                 |       |

Non-Div I Games:

Nebraska

■ Loss, 
 ■ Non-Conf, S Site, 
 ■ Home 
 ■ Away 
 N Neutral

## Nevada

Through Games Of March 7, 2016

|                              |          |           |                |             |               |          |      |       |           |
|------------------------------|----------|-----------|----------------|-------------|---------------|----------|------|-------|-----------|
| Average RPI Win: <b>262</b>  | WON-LOST | WINNING   | LAST 10        | STRENGTH OF | OPP. STRENGTH | TEAM     | ADJ. | CONF. | ADJ CONF. |
| Average RPI Loss: <b>172</b> | RECORD   | PCT. RANK | GAMES          | SCHEDULE    | OF SCHEDULE   | RPI      | RPI  | RPI   | RPI       |
| DIV. I ONLY                  | 4- 25    | 329       | 1- 9           | 189         | 240           | 325      | 325  | 20    | 20        |
| DIV. I NON-CONF.             | 0- 10    | 338       | 0- 0           | 205         | 244           | 337      | 337  | 20    | 20        |
| TOTALS                       | RPI 1-25 | RPI 26-50 | W-L RECORDS    | RPI 51-100  | RPI 101-150   | RPI 150+ |      |       |           |
| 4- 25                        | 0- 0     | 0- 2      | OVERALL        | 0- 4        | 0- 4          | 4- 15    |      |       |           |
| 3- 11                        | 0- 0     | 0- 1      | HOME           | 0- 3        | 0- 2          | 3- 5     |      |       |           |
| 1- 11                        | 0- 0     | 0- 1      | AWAY           | 0- 0        | 0- 2          | 1- 8     |      |       |           |
| 0- 3                         | 0- 0     | 0- 0      | NEUTRAL        | 0- 1        | 0- 0          | 0- 2     |      |       |           |
| 0- 10                        | 0- 0     | 0- 0      | NON-CONFERENCE | 0- 4        | 0- 0          | 0- 6     |      |       |           |
| 0- 5                         | 0- 0     | 0- 0      | HOME           | 0- 3        | 0- 0          | 0- 2     |      |       |           |
| 0- 3                         | 0- 0     | 0- 0      | AWAY           | 0- 0        | 0- 0          | 0- 3     |      |       |           |
| 0- 2                         | 0- 0     | 0- 0      | NEUTRAL        | 0- 1        | 0- 0          | 0- 1     |      |       |           |
| 4- 15                        | 0- 0     | 0- 2      | CONFERENCE     | 0- 0        | 0- 4          | 4- 9     |      |       |           |
| 3- 6                         | 0- 0     | 0- 1      | HOME           | 0- 0        | 0- 2          | 3- 3     |      |       |           |
| 1- 8                         | 0- 0     | 0- 1      | AWAY           | 0- 0        | 0- 2          | 1- 5     |      |       |           |
| 0- 1                         | 0- 0     | 0- 0      | NEUTRAL        | 0- 0        | 0- 0          | 0- 1     |      |       |           |

| RPI S                     | Opponent       | Score        | RPI S | Opponent        | Score        | RPI S | Opponent         | Score        | RPI S | Opponent           | Score        | Team's RPI: 325 |
|---------------------------|----------------|--------------|-------|-----------------|--------------|-------|------------------|--------------|-------|--------------------|--------------|-----------------|
| 44                        | A Colorado St. | 56 <b>74</b> | 44    | H Colorado St.  | 37 <b>64</b> | 66    | H Middle Tenn.   | 46 <b>90</b> | 117   | A Fresno St.       | 56 <b>65</b> |                 |
|                           |                |              |       |                 |              | 80    | H San Francisco  | 62 <b>70</b> | 117   | H Fresno St.       | 59 <b>67</b> |                 |
|                           |                |              |       |                 |              | 82    | H San Diego      | 47 <b>84</b> | 145   | A Boise St.        | 58 <b>66</b> |                 |
|                           |                |              |       |                 |              | 96    | N Washington St. | 57 <b>70</b> | 145   | H Boise St.        | 61 <b>64</b> |                 |
|                           |                |              |       |                 |              |       |                  |              | 151   | H Montana St.      | 53 <b>66</b> |                 |
|                           |                |              |       |                 |              |       |                  |              | 172   | A New Mexico       | 42 <b>66</b> |                 |
|                           |                |              |       |                 |              |       |                  |              | 172   | H New Mexico       | 47 <b>51</b> |                 |
|                           |                |              |       |                 |              |       |                  |              | 173   | A Pacific          | 52 <b>74</b> |                 |
|                           |                |              |       |                 |              |       |                  |              | 189   | H San Jose St.     | 63 <b>76</b> |                 |
|                           |                |              |       |                 |              |       |                  |              | 207   | A UNLV             | 59 <b>65</b> |                 |
|                           |                |              |       |                 |              |       |                  |              | 207   | H UNLV             | 71 65        |                 |
|                           |                |              |       |                 |              |       |                  |              | 210   | H Utah Valley      | 65 <b>73</b> |                 |
|                           |                |              |       |                 |              |       |                  |              | 223   | A Utah St.         | 55 <b>70</b> |                 |
|                           |                |              |       |                 |              |       |                  |              | 223   | H Utah St.         | 66 <b>79</b> |                 |
|                           |                |              |       |                 |              |       |                  |              | 223   | N Utah St.         | 35 <b>59</b> |                 |
|                           |                |              |       |                 |              |       |                  |              | 240   | N Loyola Marymount | 58 <b>69</b> |                 |
|                           |                |              |       |                 |              |       |                  |              | 242   | A San Diego St.    | 70 64        |                 |
|                           |                |              |       |                 |              |       |                  |              | 252   | A Ill.-Chicago     | 55 <b>70</b> |                 |
|                           |                |              |       |                 |              |       |                  |              | 256   | A Wyoming          | 53 <b>68</b> |                 |
|                           |                |              |       |                 |              |       |                  |              | 256   | H Wyoming          | 68 65        |                 |
|                           |                |              |       |                 |              |       |                  |              | 336   | A UC Irvine        | 64 <b>68</b> |                 |
|                           |                |              |       |                 |              |       |                  |              | 341   | A Air Force        | 53 <b>59</b> |                 |
|                           |                |              |       |                 |              |       |                  |              | 341   | H Air Force        | 68 57        |                 |
| LAST 12 Division I GAMES: |                |              |       |                 |              |       |                  |              |       |                    |              |                 |
| 223                       | N Utah St.     | 35 <b>59</b> | 189   | H San Jose St.  | 63 <b>76</b> |       |                  |              |       |                    |              |                 |
| 172                       | A New Mexico   | 42 <b>66</b> | 117   | A Fresno St.    | 56 <b>65</b> |       |                  |              |       |                    |              |                 |
| 145                       | H Boise St.    | 61 <b>64</b> | 341   | A Air Force     | 53 <b>59</b> |       |                  |              |       |                    |              |                 |
| 44                        | A Colorado St. | 56 <b>74</b> | 44    | H Colorado St.  | 37 <b>64</b> |       |                  |              |       |                    |              |                 |
| 223                       | A Utah St.     | 55 <b>70</b> | 223   | H Utah St.      | 66 <b>79</b> |       |                  |              |       |                    |              |                 |
| 207                       | H UNLV         | 71 65        | 242   | A San Diego St. | 70 64        |       |                  |              |       |                    |              |                 |

Non-Div I Games: San Fran. St. 57 51

Nevada

■ Loss, 
 ■ Non-Conf, S Site, 
 ■ Home 
 ■ Away 
 N Neutral

# New Hampshire

Through Games Of March 7, 2016

|                   |          |           |                |            |             |               |      |      |       |           |
|-------------------|----------|-----------|----------------|------------|-------------|---------------|------|------|-------|-----------|
| Average RPI Win:  | 245      | WON-LOST  | WINNING        | LAST 10    | STRENGTH OF | OPP. STRENGTH | TEAM | ADJ. | CONF. | ADJ CONF. |
| Average RPI Loss: | 149      | RECORD    | PCT. RANK      | GAMES      | SCHEDULE    | OF SCHEDULE   | RPI  | RPI  | RPI   | RPI       |
| DIV. I ONLY       | 11- 18   | 243       | 5- 5           | 177        | 233         | 231           | 231  | 16   | 16    |           |
| DIV. I NON-CONF.  | 5- 7     | 198       | 0- 0           | 225        | 267         | 213           | 213  | 19   | 19    |           |
| TOTALS            | RPI 1-25 | RPI 26-50 | W-L RECORDS    | RPI 51-100 | RPI 101-150 | RPI 150+      |      |      |       |           |
| 11- 18            | 0- 0     | 0- 3      | OVERALL        | 0- 3       | 0- 1        | 11- 11        |      |      |       |           |
| 6- 7              | 0- 0     | 0- 2      | HOME           | 0- 1       | 0- 0        | 6- 4          |      |      |       |           |
| 5- 10             | 0- 0     | 0- 0      | AWAY           | 0- 0       | 0- 0        | 5- 2          |      |      |       |           |
| 0- 1              | 0- 0     | 0- 0      | NEUTRAL        | 0- 1       | 0- 0        | 0- 0          |      |      |       |           |
| 5- 7              | 0- 0     | 0- 1      | NON-CONFERENCE | 0- 0       | 0- 1        | 5- 5          |      |      |       |           |
| 2- 3              | 0- 0     | 0- 1      | HOME           | 0- 0       | 0- 0        | 2- 2          |      |      |       |           |
| 3- 4              | 0- 0     | 0- 0      | AWAY           | 0- 0       | 0- 1        | 3- 3          |      |      |       |           |
| 0- 0              | 0- 0     | 0- 0      | NEUTRAL        | 0- 0       | 0- 0        | 0- 0          |      |      |       |           |
| 6- 11             | 0- 0     | 0- 2      | CONFERENCE     | 0- 3       | 0- 0        | 6- 6          |      |      |       |           |
| 4- 4              | 0- 0     | 0- 1      | HOME           | 0- 1       | 0- 0        | 4- 2          |      |      |       |           |
| 2- 6              | 0- 0     | 0- 1      | AWAY           | 0- 1       | 0- 0        | 2- 4          |      |      |       |           |
| 0- 1              | 0- 0     | 0- 0      | NEUTRAL        | 0- 1       | 0- 0        | 0- 0          |      |      |       |           |

| RPI S                     | Opponent       | Score | RPI S | Opponent      | Score | RPI S | Opponent            | Score | RPI S | Opponent | Score | Team's RPI: 231 |
|---------------------------|----------------|-------|-------|---------------|-------|-------|---------------------|-------|-------|----------|-------|-----------------|
| 36                        | H Penn         | 60 67 | 63    | A Maine       | 55 59 | 118   | A Boston College    | 51 71 |       |          |       |                 |
| 48                        | A Albany (NY)  | 48 85 | 63    | H Maine       | 52 62 | 153   | A North Carolina    | 60 65 |       |          |       |                 |
| 48                        | H Albany (NY)  | 52 78 | 63    | N Maine       | 47 58 | 156   | A Yale              | 46 63 |       |          |       |                 |
|                           |                |       |       |               |       | 157   | A Stony Brook       | 54 63 |       |          |       |                 |
|                           |                |       |       |               |       | 157   | H Stony Brook       | 49 46 |       |          |       |                 |
|                           |                |       |       |               |       | 158   | H Northeastern      | 54 66 |       |          |       |                 |
|                           |                |       |       |               |       | 182   | A UMBC              | 67 59 |       |          |       |                 |
|                           |                |       |       |               |       | 182   | H UMBC              | 55 65 |       |          |       |                 |
|                           |                |       |       |               |       | 196   | A Sacred Heart      | 81 69 |       |          |       |                 |
|                           |                |       |       |               |       | 214   | A Dartmouth         | 61 57 |       |          |       |                 |
|                           |                |       |       |               |       | 217   | A Hartford          | 44 48 |       |          |       |                 |
|                           |                |       |       |               |       | 217   | H Hartford          | 53 42 |       |          |       |                 |
|                           |                |       |       |               |       | 219   | A Binghamton        | 50 51 |       |          |       |                 |
|                           |                |       |       |               |       | 219   | H Binghamton        | 64 49 |       |          |       |                 |
|                           |                |       |       |               |       | 225   | A Bryant            | 42 55 |       |          |       |                 |
|                           |                |       |       |               |       | 228   | H Siena             | 53 57 |       |          |       |                 |
|                           |                |       |       |               |       | 250   | H Manhattan         | 72 57 |       |          |       |                 |
|                           |                |       |       |               |       | 275   | A Central Conn. St. | 64 50 |       |          |       |                 |
|                           |                |       |       |               |       | 276   | A Vermont           | 63 83 |       |          |       |                 |
|                           |                |       |       |               |       | 276   | H Vermont           | 59 63 |       |          |       |                 |
|                           |                |       |       |               |       | 320   | A UMass Lowell      | 63 55 |       |          |       |                 |
|                           |                |       |       |               |       | 320   | H UMass Lowell      | 65 61 |       |          |       |                 |
|                           |                |       |       |               |       | 343   | H Boston U.         | 69 52 |       |          |       |                 |
| LAST 12 Division I GAMES: |                |       |       |               |       |       |                     |       |       |          |       |                 |
| 63                        | N Maine        | 47 58 | 48    | A Albany (NY) | 48 85 |       |                     |       |       |          |       |                 |
| 182                       | A UMBC         | 67 59 | 63    | A Maine       | 55 59 |       |                     |       |       |          |       |                 |
| 276                       | H Vermont      | 59 63 | 219   | H Binghamton  | 64 49 |       |                     |       |       |          |       |                 |
| 217                       | H Hartford     | 53 42 | 182   | H UMBC        | 55 65 |       |                     |       |       |          |       |                 |
| 320                       | A UMass Lowell | 63 55 | 276   | A Vermont     | 63 83 |       |                     |       |       |          |       |                 |
| 157                       | H Stony Brook  | 49 46 | 217   | A Hartford    | 44 48 |       |                     |       |       |          |       |                 |

Non-Div I Games: Colby-Sawyer 72 41

New Hampshire

Loss, Non-Conf, S Site, H Home A Away N Neutral



| Average RPI Win:  | 246      | WON-LOST  | WINNING        | LAST 10    | STRENGTH OF | OPP. STRENGTH | TEAM | ADJ. | CONF. | ADJ CONF. |
|-------------------|----------|-----------|----------------|------------|-------------|---------------|------|------|-------|-----------|
| Average RPI Loss: | 139      | RECORD    | PCT. RANK      | GAMES      | SCHEDULE    | OF SCHEDULE   | RPI  | RPI  | RPI   | RPI       |
| DIV. I ONLY       | 16- 13   | 148       | 5- 5           | 203        | 228         | 172           | 172  | 20   | 20    |           |
| DIV. I NON-CONF.  | 7- 4     | 110       | 0- 1           | 74         | 257         | 108           | 108  | 20   | 20    |           |
| TOTALS            | RPI 1-25 | RPI 26-50 | W-L RECORDS    | RPI 51-100 | RPI 101-150 | RPI 150+      |      |      |       |           |
| 16- 13            | 0- 1     | 0- 2      | OVERALL        | 1- 0       | 1- 5        | 14- 5         |      |      |       |           |
| 10- 6             | 0- 1     | 0- 1      | HOME           | 0- 0       | 0- 3        | 10- 1         |      |      |       |           |
| 6- 7              | 0- 0     | 0- 1      | AWAY           | 1- 0       | 1- 2        | 4- 4          |      |      |       |           |
| 0- 0              | 0- 0     | 0- 0      | NEUTRAL        | 0- 0       | 0- 0        | 0- 0          |      |      |       |           |
| 7- 4              | 0- 1     | 0- 1      | NON-CONFERENCE | 1- 0       | 0- 2        | 6- 0          |      |      |       |           |
| 5- 2              | 0- 1     | 0- 0      | HOME           | 0- 0       | 0- 1        | 5- 0          |      |      |       |           |
| 2- 2              | 0- 0     | 0- 1      | AWAY           | 1- 0       | 0- 1        | 1- 0          |      |      |       |           |
| 0- 0              | 0- 0     | 0- 0      | NEUTRAL        | 0- 0       | 0- 0        | 0- 0          |      |      |       |           |
| 9- 9              | 0- 0     | 0- 1      | CONFERENCE     | 0- 0       | 1- 3        | 8- 5          |      |      |       |           |
| 5- 4              | 0- 0     | 0- 1      | HOME           | 0- 0       | 0- 2        | 5- 1          |      |      |       |           |
| 4- 5              | 0- 0     | 0- 0      | AWAY           | 0- 0       | 1- 1        | 3- 4          |      |      |       |           |
| 0- 0              | 0- 0     | 0- 0      | NEUTRAL        | 0- 0       | 0- 0        | 0- 0          |      |      |       |           |

| RPI S                     | Opponent        | Score | RPI S | Opponent        | Score | RPI S | Opponent    | Score | RPI S | Opponent          | Score | Team's RPI: 172 |
|---------------------------|-----------------|-------|-------|-----------------|-------|-------|-------------|-------|-------|-------------------|-------|-----------------|
| 18                        | H Duquesne      | 69 78 | 31    | A UTEP          | 62 70 | 81    | A Minnesota | 72 53 | 108   | A New Mexico St.  | 59 78 |                 |
|                           |                 |       | 44    | H Colorado St.  | 48 49 |       |             |       | 108   | H New Mexico St.  | 47 52 |                 |
|                           |                 |       |       |                 |       |       |             |       | 117   | A Fresno St.      | 43 51 |                 |
|                           |                 |       |       |                 |       |       |             |       | 117   | H Fresno St.      | 65 69 |                 |
|                           |                 |       |       |                 |       |       |             |       | 145   | A Boise St.       | 70 60 |                 |
|                           |                 |       |       |                 |       |       |             |       | 145   | H Boise St.       | 60 81 |                 |
|                           |                 |       |       |                 |       |       |             |       | 167   | H Sacramento St.  | 84 71 |                 |
|                           |                 |       |       |                 |       |       |             |       | 189   | A San Jose St.    | 58 59 |                 |
|                           |                 |       |       |                 |       |       |             |       | 189   | H San Jose St.    | 71 57 |                 |
|                           |                 |       |       |                 |       |       |             |       | 195   | A SMU             | 63 58 |                 |
|                           |                 |       |       |                 |       |       |             |       | 207   | A UNLV            | 48 57 |                 |
|                           |                 |       |       |                 |       |       |             |       | 207   | H UNLV            | 67 53 |                 |
|                           |                 |       |       |                 |       |       |             |       | 223   | A Utah St.        | 56 72 |                 |
|                           |                 |       |       |                 |       |       |             |       | 223   | H Utah St.        | 73 70 |                 |
|                           |                 |       |       |                 |       |       |             |       | 242   | A San Diego St.   | 64 45 |                 |
|                           |                 |       |       |                 |       |       |             |       | 242   | H San Diego St.   | 46 51 |                 |
|                           |                 |       |       |                 |       |       |             |       | 248   | H Houston Baptist | 65 57 |                 |
|                           |                 |       |       |                 |       |       |             |       | 256   | A Wyoming         | 48 66 |                 |
|                           |                 |       |       |                 |       |       |             |       | 266   | H Pepperdine      | 60 52 |                 |
|                           |                 |       |       |                 |       |       |             |       | 304   | H Nicholls St.    | 83 43 |                 |
|                           |                 |       |       |                 |       |       |             |       | 325   | A Nevada          | 51 47 |                 |
|                           |                 |       |       |                 |       |       |             |       | 325   | H Nevada          | 66 42 |                 |
|                           |                 |       |       |                 |       |       |             |       | 335   | H Southern Utah   | 70 48 |                 |
|                           |                 |       |       |                 |       |       |             |       | 341   | A Air Force       | 63 33 |                 |
|                           |                 |       |       |                 |       |       |             |       | 341   | H Air Force       | 58 36 |                 |
| LAST 12 Division I GAMES: |                 |       |       |                 |       |       |             |       |       |                   |       |                 |
| 18                        | H Duquesne      | 69 78 | 145   | A Boise St.     | 70 60 |       |             |       |       |                   |       |                 |
| 325                       | H Nevada        | 66 42 | 189   | A San Jose St.  | 58 59 |       |             |       |       |                   |       |                 |
| 242                       | A San Diego St. | 64 45 | 223   | H Utah St.      | 73 70 |       |             |       |       |                   |       |                 |
| 117                       | A Fresno St.    | 43 51 | 242   | H San Diego St. | 46 51 |       |             |       |       |                   |       |                 |
| 44                        | H Colorado St.  | 48 49 | 207   | A UNLV          | 48 57 |       |             |       |       |                   |       |                 |
| 341                       | H Air Force     | 58 36 | 145   | H Boise St.     | 60 81 |       |             |       |       |                   |       |                 |

Non-Div I Games:

New Mexico

■ Loss, 
 ■ Non-Conf, S Site, 
 ■ Home 
 ■ Away 
 N Neutral

|                   |          |           |                |            |             |               |      |      |       |           |
|-------------------|----------|-----------|----------------|------------|-------------|---------------|------|------|-------|-----------|
| Average RPI Win:  | 246      | WON-LOST  | WINNING        | LAST 10    | STRENGTH OF | OPP. STRENGTH | TEAM | ADJ. | CONF. | ADJ CONF. |
| Average RPI Loss: | 105      | RECORD    | PCT. RANK      | GAMES      | SCHEDULE    | OF SCHEDULE   | RPI  | RPI  | RPI   | RPI       |
| DIV. I ONLY       | 22- 4    | 18        | 9- 1           | 319        | 231         | 108           | 108  | 28   | 28    |           |
| DIV. I NON-CONF.  | 9- 3     | 69        | 0- 0           | 263        | 131         | 120           | 120  | 25   | 25    |           |
| TOTALS            | RPI 1-25 | RPI 26-50 | W-L RECORDS    | RPI 51-100 | RPI 101-150 | RPI 150+      |      |      |       |           |
| 22- 4             | 0- 0     | 0- 1      | OVERALL        | 0- 1       | 1- 1        | 21- 1         |      |      |       |           |
| 11- 2             | 0- 0     | 0- 1      | HOME           | 0- 0       | 1- 0        | 10- 1         |      |      |       |           |
| 10- 1             | 0- 0     | 0- 0      | AWAY           | 0- 0       | 0- 1        | 10- 0         |      |      |       |           |
| 1- 1              | 0- 0     | 0- 0      | NEUTRAL        | 0- 1       | 0- 0        | 1- 0          |      |      |       |           |
| 9- 3              | 0- 0     | 0- 1      | NON-CONFERENCE | 0- 1       | 1- 1        | 8- 0          |      |      |       |           |
| 5- 1              | 0- 0     | 0- 1      | HOME           | 0- 0       | 1- 0        | 4- 0          |      |      |       |           |
| 3- 1              | 0- 0     | 0- 0      | AWAY           | 0- 0       | 0- 1        | 3- 0          |      |      |       |           |
| 1- 1              | 0- 0     | 0- 0      | NEUTRAL        | 0- 1       | 0- 0        | 1- 0          |      |      |       |           |
| 13- 1             | 0- 0     | 0- 0      | CONFERENCE     | 0- 0       | 0- 0        | 13- 1         |      |      |       |           |
| 6- 1              | 0- 0     | 0- 0      | HOME           | 0- 0       | 0- 0        | 6- 1          |      |      |       |           |
| 7- 0              | 0- 0     | 0- 0      | AWAY           | 0- 0       | 0- 0        | 7- 0          |      |      |       |           |
| 0- 0              | 0- 0     | 0- 0      | NEUTRAL        | 0- 0       | 0- 0        | 0- 0          |      |      |       |           |

| RPI 1-25                  |   |                 | RPI 26-50 |     |   | RPI 51-100      |       |     | RPI 101+ Team's RPI: 108 |                    |       |
|---------------------------|---|-----------------|-----------|-----|---|-----------------|-------|-----|--------------------------|--------------------|-------|
| RPI                       | S | Opponent        | Score     | RPI | S | Opponent        | Score | RPI | S                        | Opponent           | Score |
|                           |   |                 |           | 31  | H | UTEP            | 65 71 | 74  | N                        | Vanderbilt         | 45 71 |
|                           |   |                 |           |     |   |                 |       | 116 | H                        | Northwestern St.   | 65 54 |
|                           |   |                 |           |     |   |                 |       | 122 | A                        | Arizona            | 64 68 |
|                           |   |                 |           |     |   |                 |       | 167 | H                        | Sacramento St.     | 80 77 |
|                           |   |                 |           |     |   |                 |       | 172 | A                        | New Mexico         | 52 47 |
|                           |   |                 |           |     |   |                 |       | 172 | H                        | New Mexico         | 78 59 |
|                           |   |                 |           |     |   |                 |       | 189 | A                        | San Jose St.       | 75 66 |
|                           |   |                 |           |     |   |                 |       | 191 | A                        | UTRGV              | 68 57 |
|                           |   |                 |           |     |   |                 |       | 191 | H                        | UTRGV              | 55 66 |
|                           |   |                 |           |     |   |                 |       | 210 | A                        | Utah Valley        | 59 53 |
|                           |   |                 |           |     |   |                 |       | 210 | H                        | Utah Valley        | 73 68 |
|                           |   |                 |           |     |   |                 |       | 212 | A                        | CSU Bakersfield    | 67 59 |
|                           |   |                 |           |     |   |                 |       | 212 | H                        | CSU Bakersfield    | 86 63 |
|                           |   |                 |           |     |   |                 |       | 229 | A                        | Grand Canyon       | 64 44 |
|                           |   |                 |           |     |   |                 |       | 229 | H                        | Grand Canyon       | 60 58 |
|                           |   |                 |           |     |   |                 |       | 271 | A                        | Seattle            | 66 56 |
|                           |   |                 |           |     |   |                 |       | 271 | H                        | Seattle            | 69 54 |
|                           |   |                 |           |     |   |                 |       | 302 | A                        | UMKC               | 68 62 |
|                           |   |                 |           |     |   |                 |       | 302 | H                        | UMKC               | 78 74 |
|                           |   |                 |           |     |   |                 |       | 307 | H                        | Northern Ariz.     | 87 53 |
|                           |   |                 |           |     |   |                 |       | 313 | N                        | A&M-Corpus Christi | 70 51 |
|                           |   |                 |           |     |   |                 |       | 323 | A                        | North Dakota St.   | 79 69 |
|                           |   |                 |           |     |   |                 |       | 335 | H                        | Southern Utah      | 74 60 |
|                           |   |                 |           |     |   |                 |       | 344 | A                        | Chicago St.        | 70 60 |
|                           |   |                 |           |     |   |                 |       | 344 | H                        | Chicago St.        | 76 63 |
| LAST 12 Division I GAMES: |   |                 |           |     |   |                 |       |     |                          |                    |       |
| 191                       | H | UTRGV           | 55 66     | 229 | A | Grand Canyon    | 64 44 |     |                          |                    |       |
| 302                       | H | UMKC            | 78 74     | 191 | A | UTRGV           | 68 57 |     |                          |                    |       |
| 271                       | A | Seattle         | 66 56     | 212 | H | CSU Bakersfield | 86 63 |     |                          |                    |       |
| 212                       | A | CSU Bakersfield | 67 59     | 271 | H | Seattle         | 69 54 |     |                          |                    |       |
| 344                       | H | Chicago St.     | 76 63     | 344 | A | Chicago St.     | 70 60 |     |                          |                    |       |
| 210                       | A | Utah Valley     | 59 53     | 302 | A | UMKC            | 68 62 |     |                          |                    |       |

Non-Div I Games: Eastern N.M. 76 61 Western N.M. 68 39

New Mexico St.

Loss, Non-Conf, S Site, H Home A Away N Neutral

|                   |          |           |                |            |             |               |      |      |       |           |
|-------------------|----------|-----------|----------------|------------|-------------|---------------|------|------|-------|-----------|
| Average RPI Win:  | 297      | WON-LOST  | WINNING        | LAST 10    | STRENGTH OF | OPP. STRENGTH | TEAM | ADJ. | CONF. | ADJ CONF. |
| Average RPI Loss: | 201      | RECORD    | PCT. RANK      | GAMES      | SCHEDULE    | OF SCHEDULE   | RPI  | RPI  | RPI   | RPI       |
| DIV. I ONLY       | 6- 19    | 300       | 2- 8           | 314        | 293         | 331           | 331  | 26   | 26    |           |
| DIV. I NON-CONF.  | 1- 6     | 311       | 0- 0           | 331        | 296         | 349           | 349  | 26   | 26    |           |
| TOTALS            | RPI 1-25 | RPI 26-50 | W-L RECORDS    | RPI 51-100 | RPI 101-150 | RPI 150+      |      |      |       |           |
| 6- 19             | 0- 0     | 0- 0      | OVERALL        | 0- 3       | 0- 6        | 6- 10         |      |      |       |           |
| 5- 6              | 0- 0     | 0- 0      | HOME           | 0- 1       | 0- 2        | 5- 3          |      |      |       |           |
| 1- 12             | 0- 0     | 0- 0      | AWAY           | 0- 0       | 0- 1        | 1- 1          |      |      |       |           |
| 0- 1              | 0- 0     | 0- 0      | NEUTRAL        | 0- 0       | 0- 0        | 0- 1          |      |      |       |           |
| 1- 6              | 0- 0     | 0- 0      | NON-CONFERENCE | 0- 0       | 0- 2        | 1- 4          |      |      |       |           |
| 1- 1              | 0- 0     | 0- 0      | HOME           | 0- 0       | 0- 0        | 1- 1          |      |      |       |           |
| 0- 4              | 0- 0     | 0- 0      | AWAY           | 0- 0       | 0- 2        | 0- 2          |      |      |       |           |
| 0- 1              | 0- 0     | 0- 0      | NEUTRAL        | 0- 0       | 0- 0        | 0- 1          |      |      |       |           |
| 5- 13             | 0- 0     | 0- 0      | CONFERENCE     | 0- 3       | 0- 4        | 5- 6          |      |      |       |           |
| 4- 5              | 0- 0     | 0- 0      | HOME           | 0- 1       | 0- 2        | 4- 2          |      |      |       |           |
| 1- 8              | 0- 0     | 0- 0      | AWAY           | 0- 2       | 0- 2        | 1- 4          |      |      |       |           |
| 0- 0              | 0- 0     | 0- 0      | NEUTRAL        | 0- 0       | 0- 0        | 0- 0          |      |      |       |           |

| RPI S                     | Opponent | Score | RPI S | Opponent            | Score | RPI S | Opponent             | Score | RPI S | Opponent             | Score | Team's RPI: 331 |
|---------------------------|----------|-------|-------|---------------------|-------|-------|----------------------|-------|-------|----------------------|-------|-----------------|
|                           |          |       |       |                     |       | 76    | A Abilene Christian  | 70 80 | 107   | A TCU                | 36 85 |                 |
|                           |          |       |       |                     |       | 98    | A Central Ark.       | 55 67 | 116   | A Northwestern St.   | 53 70 |                 |
|                           |          |       |       |                     |       | 98    | H Central Ark.       | 44 59 | 116   | H Northwestern St.   | 46 58 |                 |
|                           |          |       |       |                     |       |       |                      |       | 140   | A Arkansas           | 41 73 |                 |
|                           |          |       |       |                     |       |       |                      |       | 144   | A McNeese St.        | 63 92 |                 |
|                           |          |       |       |                     |       |       |                      |       | 144   | H McNeese St.        | 74 77 |                 |
|                           |          |       |       |                     |       |       |                      |       | 176   | A Ole Miss           | 59 97 |                 |
|                           |          |       |       |                     |       |       |                      |       | 199   | H SFA                | 58 57 |                 |
|                           |          |       |       |                     |       |       |                      |       | 237   | A Sam Houston St.    | 52 64 |                 |
|                           |          |       |       |                     |       |       |                      |       | 248   | H Houston Baptist    | 51 71 |                 |
|                           |          |       |       |                     |       |       |                      |       | 286   | A Kennesaw St.       | 53 60 |                 |
|                           |          |       |       |                     |       |       |                      |       | 287   | A Lamar              | 52 79 |                 |
|                           |          |       |       |                     |       |       |                      |       | 297   | N Florida A&M        | 60 71 |                 |
|                           |          |       |       |                     |       |       |                      |       | 304   | A Nicholls St.       | 55 70 |                 |
|                           |          |       |       |                     |       |       |                      |       | 304   | H Nicholls St.       | 62 55 |                 |
|                           |          |       |       |                     |       |       |                      |       | 308   | H Jackson St.        | 85 68 |                 |
|                           |          |       |       |                     |       |       |                      |       | 311   | H UNCG               | 79 81 |                 |
|                           |          |       |       |                     |       |       |                      |       | 313   | A A&M-Corpus Christi | 59 73 |                 |
|                           |          |       |       |                     |       |       |                      |       | 313   | H A&M-Corpus Christi | 64 75 |                 |
|                           |          |       |       |                     |       |       |                      |       | 319   | A Southeastern La.   | 62 51 |                 |
|                           |          |       |       |                     |       |       |                      |       | 319   | H Southeastern La.   | 57 55 |                 |
|                           |          |       |       |                     |       |       |                      |       | 330   | H Incarnate Word     | 55 49 |                 |
| LAST 12 Division I GAMES: |          |       |       |                     |       |       |                      |       |       |                      |       |                 |
|                           |          |       | 116   | H Northwestern St.  | 46 58 | 313   | H A&M-Corpus Christi | 64 75 |       |                      |       |                 |
|                           |          |       | 319   | H Southeastern La.  | 57 55 | 98    | A Central Ark.       | 55 67 |       |                      |       |                 |
|                           |          |       | 76    | A Abilene Christian | 70 80 | 144   | A McNeese St.        | 63 92 |       |                      |       |                 |
|                           |          |       | 304   | A Nicholls St.      | 55 70 | 144   | H McNeese St.        | 74 77 |       |                      |       |                 |
|                           |          |       | 116   | A Northwestern St.  | 53 70 | 304   | H Nicholls St.       | 62 55 |       |                      |       |                 |
|                           |          |       | 319   | A Southeastern La.  | 62 51 | 313   | A A&M-Corpus Christi | 59 73 |       |                      |       |                 |

Non-Div I Games: LSU-Alexandria 93 75 Trinity Baptist 109 46

New Orleans

Loss, Non-Conf, S Site, H Home A Away N Neutral

## Niagara

Through Games Of March 7, 2016

|                   |          |           |                |            |             |               |      |      |       |           |
|-------------------|----------|-----------|----------------|------------|-------------|---------------|------|------|-------|-----------|
| Average RPI Win:  | 274      | WON-LOST  | WINNING        | LAST 10    | STRENGTH OF | OPP. STRENGTH | TEAM | ADJ. | CONF. | ADJ CONF. |
| Average RPI Loss: | 170      | RECORD    | PCT. RANK      | GAMES      | SCHEDULE    | OF SCHEDULE   | RPI  | RPI  | RPI   | RPI       |
| DIV. I ONLY       | 8- 23    | 294       | 2- 8           | 242        | 230         | 289           | 289  | 23   | 23    |           |
| DIV. I NON-CONF.  | 2- 7     | 280       | 0- 0           | 227        | 156         | 278           | 278  | 22   | 22    |           |
| TOTALS            | RPI 1-25 | RPI 26-50 | W-L RECORDS    | RPI 51-100 | RPI 101-150 | RPI 150+      |      |      |       |           |
| 8- 23             | 0- 0     | 0- 1      | OVERALL        | 0- 3       | 0- 6        | 8- 13         |      |      |       |           |
| 3- 11             | 0- 0     | 0- 0      | HOME           | 0- 1       | 0- 3        | 3- 7          |      |      |       |           |
| 4- 11             | 0- 0     | 0- 1      | AWAY           | 0- 1       | 0- 3        | 4- 6          |      |      |       |           |
| 1- 1              | 0- 0     | 0- 0      | NEUTRAL        | 0- 1       | 0- 0        | 1- 0          |      |      |       |           |
| 2- 7              | 0- 0     | 0- 1      | NON-CONFERENCE | 0- 0       | 0- 4        | 2- 2          |      |      |       |           |
| 1- 3              | 0- 0     | 0- 0      | HOME           | 0- 0       | 0- 2        | 1- 1          |      |      |       |           |
| 1- 4              | 0- 0     | 0- 1      | AWAY           | 0- 0       | 0- 2        | 1- 1          |      |      |       |           |
| 0- 0              | 0- 0     | 0- 0      | NEUTRAL        | 0- 0       | 0- 0        | 0- 0          |      |      |       |           |
| 6- 16             | 0- 0     | 0- 0      | CONFERENCE     | 0- 3       | 0- 2        | 6- 11         |      |      |       |           |
| 2- 8              | 0- 0     | 0- 0      | HOME           | 0- 1       | 0- 1        | 2- 6          |      |      |       |           |
| 3- 7              | 0- 0     | 0- 0      | AWAY           | 0- 1       | 0- 1        | 3- 5          |      |      |       |           |
| 1- 1              | 0- 0     | 0- 0      | NEUTRAL        | 0- 1       | 0- 0        | 1- 0          |      |      |       |           |

| RPI S                     | Opponent | Score | RPI S | Opponent        | Score | RPI S | Opponent   | Score | RPI S | Opponent       | Score | Team's RPI: 289 |
|---------------------------|----------|-------|-------|-----------------|-------|-------|------------|-------|-------|----------------|-------|-----------------|
|                           |          |       | 37 A  | St. Bonaventure | 55 67 | 86 A  | Quinnipiac | 52 70 | 101 A | Iona           | 46 73 |                 |
|                           |          |       |       |                 |       | 86 H  | Quinnipiac | 54 61 | 101 H | Iona           | 52 73 |                 |
|                           |          |       |       |                 |       | 86 N  | Quinnipiac | 51 74 | 126 H | Youngstown St. | 54 71 |                 |
|                           |          |       |       |                 |       |       |            |       | 130 H | Buffalo        | 48 57 |                 |
|                           |          |       |       |                 |       |       |            |       | 138 A | Texas Tech     | 45 79 |                 |
|                           |          |       |       |                 |       |       |            |       | 143 A | Detroit        | 75 80 |                 |
|                           |          |       |       |                 |       |       |            |       | 159 A | Marist         | 50 63 |                 |
|                           |          |       |       |                 |       |       |            |       | 159 H | Marist         | 68 82 |                 |
|                           |          |       |       |                 |       |       |            |       | 200 A | Fairfield      | 43 61 |                 |
|                           |          |       |       |                 |       |       |            |       | 200 H | Fairfield      | 56 55 |                 |
|                           |          |       |       |                 |       |       |            |       | 204 H | Oakland        | 67 77 |                 |
|                           |          |       |       |                 |       |       |            |       | 214 A | Dartmouth      | 47 60 |                 |
|                           |          |       |       |                 |       |       |            |       | 224 A | Canisius       | 45 54 |                 |
|                           |          |       |       |                 |       |       |            |       | 224 H | Canisius       | 66 68 |                 |
|                           |          |       |       |                 |       |       |            |       | 224 N | Canisius       | 65 64 |                 |
|                           |          |       |       |                 |       |       |            |       | 228 A | Siena          | 54 45 |                 |
|                           |          |       |       |                 |       |       |            |       | 228 H | Siena          | 51 59 |                 |
|                           |          |       |       |                 |       |       |            |       | 245 A | Monmouth       | 60 83 |                 |
|                           |          |       |       |                 |       |       |            |       | 245 H | Monmouth       | 55 68 |                 |
|                           |          |       |       |                 |       |       |            |       | 250 A | Manhattan      | 62 80 |                 |
|                           |          |       |       |                 |       |       |            |       | 250 H | Manhattan      | 49 58 |                 |
|                           |          |       |       |                 |       |       |            |       | 262 H | Cleveland St.  | 73 72 |                 |
|                           |          |       |       |                 |       |       |            |       | 284 A | Rider          | 67 57 |                 |
|                           |          |       |       |                 |       |       |            |       | 284 H | Rider          | 72 76 |                 |
|                           |          |       |       |                 |       |       |            |       | 317 A | Mt. St. Mary's | 53 51 |                 |
|                           |          |       |       |                 |       |       |            |       | 338 A | Saint Peter's  | 52 48 |                 |
| LAST 12 Division I GAMES: |          |       |       |                 |       |       |            |       |       |                |       |                 |
|                           |          |       | 86 N  | Quinnipiac      | 51 74 | 284 H | Rider      | 72 76 |       |                |       |                 |
|                           |          |       | 224 N | Canisius        | 65 64 | 159 H | Marist     | 68 82 |       |                |       |                 |
|                           |          |       | 228 A | Siena           | 54 45 | 86 A  | Quinnipiac | 52 70 |       |                |       |                 |
|                           |          |       | 224 A | Canisius        | 45 54 | 200 A | Fairfield  | 43 61 |       |                |       |                 |
|                           |          |       | 250 H | Manhattan       | 49 58 | 101 H | Iona       | 52 73 |       |                |       |                 |
|                           |          |       | 245 H | Monmouth        | 55 68 | 224 H | Canisius   | 66 68 |       |                |       |                 |

Non-Div I Games:

Niagara

■ Loss, 
 ■ Non-Conf, 
 ■ S Site, 
 ■ H Home 
 ■ A Away 
 N Neutral

| RPI | S | Opponent      | Score |
|-----|---|---------------|-------|
| 338 | H | Saint Peter's | 51 46 |

N  
i  
a  
g  
a  
r  
a

N  
i  
a  
g  
a  
r  
a

Niagara

|                   |          |           |                |            |             |               |      |      |       |           |
|-------------------|----------|-----------|----------------|------------|-------------|---------------|------|------|-------|-----------|
| Average RPI Win:  | 270      | WON-LOST  | WINNING        | LAST 10    | STRENGTH OF | OPP. STRENGTH | TEAM | ADJ. | CONF. | ADJ CONF. |
| Average RPI Loss: | 200      | RECORD    | PCT. RANK      | GAMES      | SCHEDULE    | OF SCHEDULE   | RPI  | RPI  | RPI   | RPI       |
| DIV. I ONLY       | 9- 18    | 266       | 4- 6           | 312        | 313         | 304           | 304  | 26   | 26    |           |
| DIV. I NON-CONF.  | 1- 8     | 320       | 1- 0           | 308        | 344         | 344           | 344  | 26   | 26    |           |
| TOTALS            | RPI 1-25 | RPI 26-50 | W-L RECORDS    | RPI 51-100 | RPI 101-150 | RPI 150+      |      |      |       |           |
| 9- 18             | 0- 0     | 0- 0      | OVERALL        | 0- 3       | 2- 4        | 7- 11         |      |      |       |           |
| 5- 8              | 0- 0     | 0- 0      | HOME           | 0- 2       | 2- 0        | 3- 6          |      |      |       |           |
| 3- 9              | 0- 0     | 0- 0      | AWAY           | 0- 1       | 0- 3        | 3- 5          |      |      |       |           |
| 1- 1              | 0- 0     | 0- 0      | NEUTRAL        | 0- 0       | 0- 1        | 1- 0          |      |      |       |           |
| 1- 8              | 0- 0     | 0- 0      | NON-CONFERENCE | 0- 0       | 0- 2        | 1- 6          |      |      |       |           |
| 0- 4              | 0- 0     | 0- 0      | HOME           | 0- 0       | 0- 0        | 0- 4          |      |      |       |           |
| 0- 3              | 0- 0     | 0- 0      | AWAY           | 0- 0       | 0- 1        | 0- 2          |      |      |       |           |
| 1- 1              | 0- 0     | 0- 0      | NEUTRAL        | 0- 0       | 0- 1        | 1- 0          |      |      |       |           |
| 8- 10             | 0- 0     | 0- 0      | CONFERENCE     | 0- 3       | 2- 2        | 6- 5          |      |      |       |           |
| 5- 4              | 0- 0     | 0- 0      | HOME           | 0- 2       | 2- 0        | 3- 2          |      |      |       |           |
| 3- 6              | 0- 0     | 0- 0      | AWAY           | 0- 1       | 0- 2        | 3- 3          |      |      |       |           |
| 0- 0              | 0- 0     | 0- 0      | NEUTRAL        | 0- 0       | 0- 0        | 3- 0          |      |      |       |           |

| RPI S                     | Opponent | Score | RPI S | Opponent           | Score | RPI S | Opponent            | Score              | RPI S | Opponent             | Score  | Team's RPI: 304 |
|---------------------------|----------|-------|-------|--------------------|-------|-------|---------------------|--------------------|-------|----------------------|--------|-----------------|
|                           |          |       |       |                    |       | 76    | H Abilene Christian | 68 71              | 112   | N Samford            | 43 45  |                 |
|                           |          |       |       |                    |       | 98    | A Central Ark.      | 51 56              | 116   | A Northwestern St.   | 62 66  |                 |
|                           |          |       |       |                    |       | 98    | H Central Ark.      | 65 71              | 116   | H Northwestern St.   | 70 61  |                 |
|                           |          |       |       |                    |       |       |                     |                    | 142   | A Troy               | 51 104 |                 |
|                           |          |       |       |                    |       |       |                     |                    | 144   | A McNeese St.        | 62 96  |                 |
|                           |          |       |       |                    |       |       |                     |                    | 144   | H McNeese St.        | 85 81  |                 |
|                           |          |       |       |                    |       |       |                     |                    | 172   | A New Mexico         | 43 83  |                 |
|                           |          |       |       |                    |       |       |                     |                    | 183   | H Louisiana Tech     | 55 58  |                 |
|                           |          |       |       |                    |       |       |                     |                    | 186   | H Grambling          | 65 69  |                 |
|                           |          |       |       |                    |       |       |                     |                    | 199   | H SFA                | 67 89  |                 |
|                           |          |       |       |                    |       |       |                     |                    | 237   | A Sam Houston St.    | 67 63  |                 |
|                           |          |       |       |                    |       |       |                     |                    | 248   | A Houston Baptist    | 71 80  |                 |
|                           |          |       |       |                    |       |       |                     |                    | 274   | A La.-Monroe         | 57 69  |                 |
|                           |          |       |       |                    |       |       |                     |                    | 278   | H Prairie View       | 70 81  |                 |
|                           |          |       |       |                    |       |       |                     |                    | 287   | H Lamar              | 69 59  |                 |
|                           |          |       |       |                    |       |       |                     |                    | 298   | H Jacksonville St.   | 49 63  |                 |
|                           |          |       |       |                    |       |       |                     |                    | 313   | A A&M-Corpus Christi | 64 62  |                 |
|                           |          |       |       |                    |       |       |                     |                    | 319   | A Southeastern La.   | 68 78  |                 |
|                           |          |       |       |                    |       |       |                     |                    | 319   | H Southeastern La.   | 70 52  |                 |
|                           |          |       |       |                    |       |       |                     |                    | 330   | A Incarnate Word     | 66 64  |                 |
|                           |          |       |       |                    |       |       |                     |                    | 330   | H Incarnate Word     | 61 63  |                 |
|                           |          |       |       |                    |       |       |                     |                    | 331   | A New Orleans        | 55 62  |                 |
|                           |          |       |       |                    |       |       |                     |                    | 331   | H New Orleans        | 70 55  |                 |
|                           |          |       |       |                    |       |       |                     |                    | 349   | N Mississippi Val.   | 63 54  |                 |
| LAST 12 Division I GAMES: |          |       |       |                    |       |       |                     |                    |       |                      |        |                 |
|                           |          |       | 349   | N Mississippi Val. | 63 54 |       | 116                 | A Northwestern St. | 62 66 |                      |        |                 |
|                           |          |       | 319   | H Southeastern La. | 70 52 |       | 319                 | A Southeastern La. | 68 78 |                      |        |                 |
|                           |          |       | 98    | A Central Ark.     | 51 56 |       | 144                 | H McNeese St.      | 85 81 |                      |        |                 |
|                           |          |       | 144   | A McNeese St.      | 62 96 |       | 330                 | H Incarnate Word   | 61 63 |                      |        |                 |
|                           |          |       | 331   | H New Orleans      | 70 55 |       | 330                 | A Incarnate Word   | 66 64 |                      |        |                 |
|                           |          |       | 199   | H SFA              | 67 89 |       | 331                 | A New Orleans      | 55 62 |                      |        |                 |

Non-Div I Games: Southern-N.O. 98 65

Nicholls St.

| Non-Conference    |          |           |                | Through Games of March 7, 2010 |             |               |      |      |       |           |
|-------------------|----------|-----------|----------------|--------------------------------|-------------|---------------|------|------|-------|-----------|
| Average RPI Win:  | 271      | WON-LOST  | WINNING        | LAST 10                        | STRENGTH OF | OPP. STRENGTH | TEAM | ADJ. | CONF. | ADJ CONF. |
| Average RPI Loss: | 242      | RECORD    | PCT. RANK      | GAMES                          | SCHEDULE    | OF SCHEDULE   | RPI  | RPI  | RPI   | RPI       |
| DIV. I ONLY       | 3- 24    | 338       | 3- 7           | 335                            | 337         | 347           | 347  | 32   | 32    |           |
| DIV. I NON-CONF.  | 0- 10    | 338       | 0- 0           | 260                            | 298         | 345           | 345  | 30   | 30    |           |
| TOTALS            | RPI 1-25 | RPI 26-50 | W-L RECORDS    | RPI 51-100                     | RPI 101-150 | RPI 150+      |      |      |       |           |
| 3- 24             | 0- 1     | 0- 0      | OVERALL        | 0- 0                           | 0- 2        | 3- 21         |      |      |       |           |
| 1- 10             | 0- 0     | 0- 0      | HOME           | 0- 0                           | 0- 0        | 1- 10         |      |      |       |           |
| 2- 11             | 0- 1     | 0- 0      | AWAY           | 0- 0                           | 0- 2        | 2- 8          |      |      |       |           |
| 0- 3              | 0- 0     | 0- 0      | NEUTRAL        | 0- 0                           | 0- 0        | 0- 3          |      |      |       |           |
| 0- 10             | 0- 1     | 0- 0      | NON-CONFERENCE | 0- 0                           | 0- 2        | 0- 7          |      |      |       |           |
| 0- 3              | 0- 0     | 0- 0      | HOME           | 0- 0                           | 0- 0        | 0- 3          |      |      |       |           |
| 0- 5              | 0- 1     | 0- 0      | AWAY           | 0- 0                           | 0- 2        | 0- 2          |      |      |       |           |
| 0- 2              | 0- 0     | 0- 0      | NEUTRAL        | 0- 0                           | 0- 0        | 0- 2          |      |      |       |           |
| 3- 14             | 0- 0     | 0- 0      | CONFERENCE     | 0- 0                           | 0- 0        | 3- 14         |      |      |       |           |
| 1- 7              | 0- 0     | 0- 0      | HOME           | 0- 0                           | 0- 0        | 1- 7          |      |      |       |           |
| 2- 6              | 0- 0     | 0- 0      | AWAY           | 0- 0                           | 0- 0        | 2- 6          |      |      |       |           |
| 0- 1              | 0- 0     | 0- 0      | NEUTRAL        | 0- 0                           | 0- 0        | 0- 1          |      |      |       |           |

[illegible]

Non-Div I Games:

Norfolk St.

Loss, Non-Conf, S Site, H Home A Away N Neutral

# North Carolina

Through Games Of March 7, 2016

|                   |          |           |                |            |             |               |      |      |       |           |
|-------------------|----------|-----------|----------------|------------|-------------|---------------|------|------|-------|-----------|
| Average RPI Win:  | 173      | WON-LOST  | WINNING        | LAST 10    | STRENGTH OF | OPP. STRENGTH | TEAM | ADJ. | CONF. | ADJ CONF. |
| Average RPI Loss: | 79       | RECORD    | PCT. RANK      | GAMES      | SCHEDULE    | OF SCHEDULE   | RPI  | RPI  | RPI   | RPI       |
| DIV. I ONLY       | 14- 18   | 210       | 2- 8           | 56         | 74          | 153           | 153  | 4    | 4     |           |
| DIV. I NON-CONF.  | 10- 5    | 99        | 0- 0           | 101        | 250         | 134           | 134  | 5    | 5     |           |
| TOTALS            | RPI 1-25 | RPI 26-50 | W-L RECORDS    | RPI 51-100 | RPI 101-150 | RPI 150+      |      |      |       |           |
| 14- 18            | 1- 3     | 0- 6      | OVERALL        | 1- 3       | 4- 4        | 8- 2          |      |      |       |           |
| 11- 9             | 1- 1     | 0- 3      | HOME           | 1- 2       | 2- 1        | 7- 2          |      |      |       |           |
| 1- 8              | 0- 2     | 0- 3      | AWAY           | 0- 1       | 1- 2        | 0- 0          |      |      |       |           |
| 2- 1              | 0- 0     | 0- 0      | NEUTRAL        | 0- 0       | 1- 1        | 1- 0          |      |      |       |           |
| 10- 5             | 0- 0     | 0- 1      | NON-CONFERENCE | 1- 2       | 2- 0        | 7- 2          |      |      |       |           |
| 8- 4              | 0- 0     | 0- 0      | HOME           | 1- 2       | 1- 0        | 6- 2          |      |      |       |           |
| 0- 1              | 0- 0     | 0- 1      | AWAY           | 0- 0       | 0- 0        | 0- 0          |      |      |       |           |
| 2- 0              | 0- 0     | 0- 0      | NEUTRAL        | 0- 0       | 1- 0        | 1- 0          |      |      |       |           |
| 4- 13             | 1- 3     | 0- 5      | CONFERENCE     | 0- 1       | 2- 4        | 1- 0          |      |      |       |           |
| 3- 5              | 1- 1     | 0- 3      | HOME           | 0- 0       | 1- 1        | 1- 0          |      |      |       |           |
| 1- 7              | 0- 2     | 0- 2      | AWAY           | 0- 1       | 1- 2        | 0- 0          |      |      |       |           |
| 0- 1              | 0- 0     | 0- 0      | NEUTRAL        | 0- 0       | 0- 1        | 0- 0          |      |      |       |           |

| RPI                       | S | Opponent                | Score | RPI | S | Opponent                | Score | RPI | S | Opponent     | Score | RPI | S | Opponent            | Score | Team's RPI: 153 |
|---------------------------|---|-------------------------|-------|-----|---|-------------------------|-------|-----|---|--------------|-------|-----|---|---------------------|-------|-----------------|
| 1                         | A | Notre Dame              | 54 88 | 26  | H | Miami (FL)              | 61 76 | 63  | H | Maine        | 59 58 | 101 | H | Iona                | 64 52 |                 |
| 13                        | H | Syracuse                | 77 73 | 30  | A | Oklahoma St.            | 67 77 | 72  | A | Georgia Tech | 73 80 | 109 | A | Virginia            | 68 72 |                 |
| 15                        | H | Louisville              | 60 78 | 47  | A | Duke                    | 55 71 | 84  | H | Oregon       | 77 79 | 113 | N | Gonzaga             | 67 62 |                 |
| 16                        | A | Florida St.             | 63 94 | 47  | H | Duke                    | 57 93 | 100 | H | Northwestern | 72 85 | 118 | A | Boston College      | 86 78 |                 |
|                           |   |                         |       | 50  | A | North Carolina St.      | 49 78 |     |   |              |       | 120 | H | Virginia Tech       | 71 67 |                 |
|                           |   |                         |       | 50  | H | North Carolina St.      | 66 80 |     |   |              |       | 125 | H | Pittsburgh          | 60 76 |                 |
|                           |   |                         |       |     |   |                         |       |     |   |              |       | 125 | N | Pittsburgh          | 72 82 |                 |
|                           |   |                         |       |     |   |                         |       |     |   |              |       | 139 | A | Wake Forest         | 63 75 |                 |
|                           |   |                         |       |     |   |                         |       |     |   |              |       | 156 | H | Yale                | 70 63 |                 |
|                           |   |                         |       |     |   |                         |       |     |   |              |       | 171 | N | Southern Miss.      | 69 62 |                 |
|                           |   |                         |       |     |   |                         |       |     |   |              |       | 173 | H | Pacific             | 63 66 |                 |
|                           |   |                         |       |     |   |                         |       |     |   |              |       | 206 | H | Gardner-Webb        | 65 66 |                 |
|                           |   |                         |       |     |   |                         |       |     |   |              |       | 211 | H | USC Upstate         | 80 40 |                 |
|                           |   |                         |       |     |   |                         |       |     |   |              |       | 231 | H | New Hampshire       | 65 60 |                 |
|                           |   |                         |       |     |   |                         |       |     |   |              |       | 258 | H | Clemson             | 72 56 |                 |
|                           |   |                         |       |     |   |                         |       |     |   |              |       | 261 | H | Appalachian St.     | 68 59 |                 |
|                           |   |                         |       |     |   |                         |       |     |   |              |       | 297 | H | Florida A&M         | 94 58 |                 |
|                           |   |                         |       |     |   |                         |       |     |   |              |       | 314 | H | Fairleigh Dickinson | 64 46 |                 |
| LAST 12 Division I GAMES: |   |                         |       |     |   |                         |       |     |   |              |       |     |   |                     |       |                 |
|                           |   | 125 N Pittsburgh        | 72 82 |     |   | 120 H Virginia Tech     | 71 67 |     |   |              |       |     |   |                     |       |                 |
|                           |   | 47 H Duke               | 57 93 |     |   | 118 A Boston College    | 86 78 |     |   |              |       |     |   |                     |       |                 |
|                           |   | 109 A Virginia          | 68 72 |     |   | 15 H Louisville         | 60 78 |     |   |              |       |     |   |                     |       |                 |
|                           |   | 50 H North Carolina St. | 66 80 |     |   | 50 A North Carolina St. | 49 78 |     |   |              |       |     |   |                     |       |                 |
|                           |   | 125 H Pittsburgh        | 60 76 |     |   | 47 A Duke               | 55 71 |     |   |              |       |     |   |                     |       |                 |
|                           |   | 16 A Florida St.        | 63 94 |     |   | 139 A Wake Forest       | 63 75 |     |   |              |       |     |   |                     |       |                 |

Non-Div I Games:

North Carolina

Loss, Non-Conf, S Site, H Home A Away N Neutral



|                   |          |           |                |            |             |               |      |      |       |           |
|-------------------|----------|-----------|----------------|------------|-------------|---------------|------|------|-------|-----------|
| Average RPI Win:  | 146      | WON-LOST  | WINNING        | LAST 10    | STRENGTH OF | OPP. STRENGTH | TEAM | ADJ. | CONF. | ADJ CONF. |
| Average RPI Loss: | 43       | RECORD    | PCT. RANK      | GAMES      | SCHEDULE    | OF SCHEDULE   | RPI  | RPI  | RPI   | RPI       |
| DIV. I ONLY       | 20- 11   | 84        | 5- 5           | 46         | 47          | 50            | 50   | 4    | 4     |           |
| DIV. I NON-CONF.  | 9- 4     | 95        | 0- 0           | 84         | 96          | 78            | 78   | 5    | 5     |           |
| TOTALS            | RPI 1-25 | RPI 26-50 | W-L RECORDS    | RPI 51-100 | RPI 101-150 | RPI 150+      |      |      |       |           |
| 20- 11            | 0- 6     | 1- 2      | OVERALL        | 3- 2       | 7- 1        | 9- 0          |      |      |       |           |
| 11- 4             | 0- 3     | 0- 0      | HOME           | 3- 1       | 3- 0        | 5- 0          |      |      |       |           |
| 6- 5              | 0- 2     | 1- 1      | AWAY           | 0- 1       | 3- 1        | 2- 0          |      |      |       |           |
| 3- 2              | 0- 1     | 0- 1      | NEUTRAL        | 0- 0       | 1- 0        | 2- 0          |      |      |       |           |
| 9- 4              | 0- 1     | 0- 1      | NON-CONFERENCE | 2- 2       | 1- 0        | 6- 0          |      |      |       |           |
| 6- 1              | 0- 0     | 0- 0      | HOME           | 2- 1       | 0- 0        | 4- 0          |      |      |       |           |
| 1- 2              | 0- 1     | 0- 0      | AWAY           | 0- 1       | 1- 0        | 0- 0          |      |      |       |           |
| 2- 1              | 0- 0     | 0- 1      | NEUTRAL        | 0- 0       | 0- 0        | 2- 0          |      |      |       |           |
| 11- 7             | 0- 5     | 1- 1      | CONFERENCE     | 1- 0       | 6- 1        | 3- 0          |      |      |       |           |
| 5- 3              | 0- 3     | 0- 0      | HOME           | 1- 0       | 3- 0        | 1- 0          |      |      |       |           |
| 5- 3              | 0- 1     | 1- 1      | AWAY           | 0- 0       | 2- 1        | 2- 0          |      |      |       |           |
| 1- 1              | 0- 1     | 0- 0      | NEUTRAL        | 0- 0       | 1- 0        | 0- 0          |      |      |       |           |

| RPI 1-25                  |   |             |       | RPI 26-50 |   |                |       | Team's RPI: 50 |   |              |       | RPI 51-100 |   |                |       | RPI 101+ |   |          |       |
|---------------------------|---|-------------|-------|-----------|---|----------------|-------|----------------|---|--------------|-------|------------|---|----------------|-------|----------|---|----------|-------|
| RPI                       | S | Opponent    | Score | RPI       | S | Opponent       | Score | RPI            | S | Opponent     | Score | RPI        | S | Opponent       | Score | RPI      | S | Opponent | Score |
| 1                         | A | Notre Dame  | 46 82 | 26        | A | Miami (FL)     | 44 73 | 54             | H | Villanova    | 70 64 | 109        | H | Virginia       | 63 52 |          |   |          |       |
| 13                        | H | Syracuse    | 52 55 | 40        | N | Seton Hall     | 55 58 | 72             | H | Georgia Tech | 65 57 | 118        | H | Boston College | 74 63 |          |   |          |       |
| 13                        | N | Syracuse    | 61 80 | 47        | A | Duke           | 65 62 | 77             | H | Charlotte    | 72 65 | 118        | N | Boston College | 76 60 |          |   |          |       |
| 15                        | H | Louisville  | 90 92 |           |   |                |       | 89             | H | Elon         | 66 69 | 120        | A | Virginia Tech  | 72 61 |          |   |          |       |
| 16                        | H | Florida St. | 52 56 |           |   |                |       | 94             | A | Nebraska     | 67 88 | 125        | A | Pittsburgh     | 78 76 |          |   |          |       |
| 23                        | A | Florida     | 72 79 |           |   |                |       |                |   |              |       | 127        | A | Liberty        | 61 53 |          |   |          |       |
|                           |   |             |       |           |   |                |       |                |   |              |       | 139        | A | Wake Forest    | 58 63 |          |   |          |       |
|                           |   |             |       |           |   |                |       |                |   |              |       | 139        | H | Wake Forest    | 64 47 |          |   |          |       |
|                           |   |             |       |           |   |                |       |                |   |              |       | 153        | A | North Carolina | 80 66 |          |   |          |       |
|                           |   |             |       |           |   |                |       |                |   |              |       | 153        | H | North Carolina | 78 49 |          |   |          |       |
|                           |   |             |       |           |   |                |       |                |   |              |       | 165        | N | UAB            | 67 56 |          |   |          |       |
|                           |   |             |       |           |   |                |       |                |   |              |       | 174        | H | Radford        | 67 52 |          |   |          |       |
|                           |   |             |       |           |   |                |       |                |   |              |       | 177        | N | Eastern Ky.    | 73 62 |          |   |          |       |
|                           |   |             |       |           |   |                |       |                |   |              |       | 190        | H | Davidson       | 58 42 |          |   |          |       |
|                           |   |             |       |           |   |                |       |                |   |              |       | 253        | H | High Point     | 89 48 |          |   |          |       |
|                           |   |             |       |           |   |                |       |                |   |              |       | 258        | A | Clemson        | 71 57 |          |   |          |       |
|                           |   |             |       |           |   |                |       |                |   |              |       | 300        | H | Western Caro.  | 86 55 |          |   |          |       |
| LAST 12 Division I GAMES: |   |             |       |           |   |                |       |                |   |              |       |            |   |                |       |          |   |          |       |
|                           |   |             |       | 13        | N | Syracuse       | 61 80 |                |   |              |       | 118        | H | Boston College | 74 63 |          |   |          |       |
|                           |   |             |       | 118       | N | Boston College | 76 60 |                |   |              |       | 139        | A | Wake Forest    | 58 63 |          |   |          |       |
|                           |   |             |       | 258       | A | Clemson        | 71 57 |                |   |              |       | 1          | A | Notre Dame     | 46 82 |          |   |          |       |
|                           |   |             |       | 16        | H | Florida St.    | 52 56 |                |   |              |       | 153        | H | North Carolina | 78 49 |          |   |          |       |
|                           |   |             |       | 153       | A | North Carolina | 80 66 |                |   |              |       | 109        | H | Virginia       | 63 52 |          |   |          |       |
|                           |   |             |       | 13        | H | Syracuse       | 52 55 |                |   |              |       | 120        | A | Virginia Tech  | 72 61 |          |   |          |       |

Non-Div I Games:

North Carolina St.

■ Loss, 
■ Non-Conf, S Site, 
■ Home 
■ Away 
N Neutral

| North Dakota      |          |          |           | Through Games of March 7, 2018 |             |               |             |      |          |           |
|-------------------|----------|----------|-----------|--------------------------------|-------------|---------------|-------------|------|----------|-----------|
| Average RPI Win:  | 212      | WON-LOST | WINNING   | LAST 10                        | STRENGTH OF | OPP. STRENGTH | TEAM        | ADJ. | CONF.    | ADJ CONF. |
| Average RPI Loss: | 113      | RECORD   | PCT. RANK | GAMES                          | SCHEDULE    | OF SCHEDULE   | RPI         | RPI  | RPI      | RPI       |
| DIV. I ONLY       | 17- 12   | 124      | 9- 1      | 67                             | 271         | 92            | 92          | 19   | 19       |           |
| DIV. I NON-CONF.  | 4- 7     | 222      | 0- 0      | 31                             | 202         | 169           | 169         | 23   | 23       |           |
| -----             |          |          |           |                                |             |               |             |      |          |           |
| TOTALS            | RPI 1-25 |          | RPI 26-50 | W-L RECORDS                    | RPI 51-100  |               | RPI 101-150 |      | RPI 150+ |           |
| 17- 12            | 0- 0     |          | 0- 0      | OVERALL                        | 1- 6        |               | 0- 3        |      | 16- 3    |           |
| 11- 3             | 0- 0     |          | 0- 0      | HOME                           | 1- 1        |               | 0- 1        |      | 10- 1    |           |
| 6- 8              | 0- 0     |          | 0- 0      | AWAY                           | 0- 0        |               | 0- 0        |      | 6- 0     |           |
| 0- 1              | 0- 0     |          | 0- 0      | NEUTRAL                        | 0- 0        |               | 0- 1        |      | 0- 0     |           |
| 4- 7              | 0- 0     |          | 0- 0      | NON-CONFERENCE                 | 1- 6        |               | 0- 1        |      | 3- 0     |           |
| 4- 1              | 0- 0     |          | 0- 0      | HOME                           | 1- 1        |               | 0- 0        |      | 3- 0     |           |
| 0- 5              | 0- 0     |          | 0- 0      | AWAY                           | 0- 5        |               | 0- 0        |      | 0- 0     |           |
| 0- 1              | 0- 0     |          | 0- 0      | NEUTRAL                        | 0- 0        |               | 0- 1        |      | 0- 0     |           |
| 13- 5             | 0- 0     |          | 0- 0      | CONFERENCE                     | 0- 0        |               | 0- 2        |      | 13- 3    |           |
| 7- 2              | 0- 0     |          | 0- 0      | HOME                           | 0- 0        |               | 0- 1        |      | 7- 1     |           |
| 6- 3              | 0- 0     |          | 0- 0      | AWAY                           | 0- 0        |               | 0- 1        |      | 6- 2     |           |
| 0- 0              | 0- 0     |          | 0- 0      | NEUTRAL                        | 0- 0        |               | 0- 0        |      | 0- 0     |           |

| RPI 1-25                  |   |          |       | RPI 26-50 |   |                |       | RPI 51-100 |     |               |                | Team's RPI: 92 |     | RPI 101+ |                  |       |    |
|---------------------------|---|----------|-------|-----------|---|----------------|-------|------------|-----|---------------|----------------|----------------|-----|----------|------------------|-------|----|
| RPI                       | S | Opponent | Score | RPI       | S | Opponent       | Score | RPI        | S   | Opponent      | Score          |                | RPI | S        | Opponent         | Score |    |
|                           |   |          |       |           |   |                |       | 59         | A   | Iowa          | 61             | 83             | 106 | N        | UT Martin        | 58    | 84 |
|                           |   |          |       |           |   |                |       | 61         | H   | South Dakota  | 70             | 73             | 135 | A        | Idaho            | 65    | 92 |
|                           |   |          |       |           |   |                |       | 80         | A   | San Francisco | 57             | 74             | 135 | H        | Idaho            | 59    | 65 |
|                           |   |          |       |           |   |                |       | 81         | A   | Minnesota     | 47             | 57             | 151 | A        | Montana St.      | 61    | 69 |
|                           |   |          |       |           |   |                |       | 84         | A   | Oregon        | 51             | 77             | 151 | H        | Montana St.      | 77    | 76 |
|                           |   |          |       |           |   |                |       | 95         | H   | UNI           | 64             | 59             | 162 | A        | Montana          | 61    | 59 |
|                           |   |          |       |           |   |                |       | 97         | A   | Drake         | 63             | 73             | 162 | H        | Montana          | 73    | 61 |
|                           |   |          |       |           |   |                |       |            |     |               |                |                | 167 | A        | Sacramento St.   | 86    | 79 |
|                           |   |          |       |           |   |                |       |            |     |               |                |                | 178 | A        | Eastern Wash.    | 57    | 60 |
|                           |   |          |       |           |   |                |       |            |     |               |                |                | 178 | H        | Eastern Wash.    | 72    | 69 |
|                           |   |          |       |           |   |                |       |            |     |               |                |                | 181 | A        | Northern Colo.   | 59    | 58 |
|                           |   |          |       |           |   |                |       |            |     |               |                |                | 181 | H        | Northern Colo.   | 54    | 51 |
|                           |   |          |       |           |   |                |       |            |     |               |                |                | 184 | A        | Weber St.        | 85    | 78 |
|                           |   |          |       |           |   |                |       |            |     |               |                |                | 184 | H        | Weber St.        | 56    | 62 |
|                           |   |          |       |           |   |                |       |            |     |               |                |                | 192 | A        | Idaho St.        | 60    | 57 |
|                           |   |          |       |           |   |                |       |            |     |               |                |                | 192 | H        | Idaho St.        | 45    | 42 |
|                           |   |          |       |           |   |                |       |            |     |               |                |                | 235 | H        | Omaha            | 67    | 52 |
|                           |   |          |       |           |   |                |       |            |     |               |                |                | 236 | H        | Western Ill.     | 78    | 67 |
|                           |   |          |       |           |   |                |       |            |     |               |                |                | 307 | H        | Northern Ariz.   | 63    | 56 |
|                           |   |          |       |           |   |                |       |            |     |               |                |                | 321 | A        | Portland St.     | 75    | 62 |
|                           |   |          |       |           |   |                |       |            |     |               |                |                | 323 | H        | North Dakota St. | 71    | 54 |
|                           |   |          |       |           |   |                |       |            |     |               |                |                | 335 | H        | Southern Utah    | 68    | 56 |
| LAST 12 Division I GAMES: |   |          |       |           |   |                |       |            |     |               |                |                |     |          |                  |       |    |
|                           |   |          |       | 151       | H | Montana St.    | 77    | 76         | 178 | H             | Eastern Wash.  | 72             | 69  |          |                  |       |    |
|                           |   |          |       | 162       | H | Montana        | 73    | 61         | 184 | A             | Weber St.      | 85             | 78  |          |                  |       |    |
|                           |   |          |       | 167       | A | Sacramento St. | 86    | 79         | 192 | A             | Idaho St.      | 60             | 57  |          |                  |       |    |
|                           |   |          |       | 321       | A | Portland St.   | 75    | 62         | 181 | H             | Northern Colo. | 54             | 51  |          |                  |       |    |
|                           |   |          |       | 181       | A | Northern Colo. | 59    | 58         | 335 | H             | Southern Utah  | 68             | 56  |          |                  |       |    |
|                           |   |          |       | 135       | H | Idaho          | 59    | 65         | 307 | H             | Northern Ariz. | 63             | 56  |          |                  |       |    |

Non-Div I Games:

North Dakota

Loss, Non-Conf, S Site, H Home A Away N Neutral

|                   |          |           |                |            |             |               |      |      |       |           |
|-------------------|----------|-----------|----------------|------------|-------------|---------------|------|------|-------|-----------|
| Average RPI Win:  | 302      | WON-LOST  | WINNING        | LAST 10    | STRENGTH OF | OPP. STRENGTH | TEAM | ADJ. | CONF. | ADJ CONF. |
| Average RPI Loss: | 174      | RECORD    | PCT. RANK      | GAMES      | SCHEDULE    | OF SCHEDULE   | RPI  | RPI  | RPI   | RPI       |
| DIV. I ONLY       | 5- 22    | 316       | 2- 8           | 248        | 255         | 323           | 323  | 18   | 18    |           |
| DIV. I NON-CONF.  | 3- 8     | 258       | 0- 0           | 269        | 338         | 301           | 301  | 18   | 18    |           |
| TOTALS            | RPI 1-25 | RPI 26-50 | W-L RECORDS    | RPI 51-100 | RPI 101-150 | RPI 150+      |      |      |       |           |
| 5- 22             | 0- 0     | 0- 0      | OVERALL        | 0- 6       | 0- 5        | 5- 11         |      |      |       |           |
| 3- 9              | 0- 0     | 0- 0      | HOME           | 0- 3       | 0- 3        | 3- 3          |      |      |       |           |
| 1- 11             | 0- 0     | 0- 0      | AWAY           | 0- 3       | 0- 2        | 1- 6          |      |      |       |           |
| 1- 2              | 0- 0     | 0- 0      | NEUTRAL        | 0- 0       | 0- 0        | 1- 2          |      |      |       |           |
| 3- 8              | 0- 0     | 0- 0      | NON-CONFERENCE | 0- 2       | 0- 1        | 3- 5          |      |      |       |           |
| 1- 3              | 0- 0     | 0- 0      | HOME           | 0- 1       | 0- 1        | 1- 1          |      |      |       |           |
| 1- 3              | 0- 0     | 0- 0      | AWAY           | 0- 1       | 0- 0        | 1- 2          |      |      |       |           |
| 1- 2              | 0- 0     | 0- 0      | NEUTRAL        | 0- 0       | 0- 0        | 1- 2          |      |      |       |           |
| 2- 14             | 0- 0     | 0- 0      | CONFERENCE     | 0- 4       | 0- 4        | 2- 6          |      |      |       |           |
| 2- 6              | 0- 0     | 0- 0      | HOME           | 0- 2       | 0- 2        | 2- 2          |      |      |       |           |
| 0- 8              | 0- 0     | 0- 0      | AWAY           | 0- 2       | 0- 2        | 0- 4          |      |      |       |           |
| 0- 0              | 0- 0     | 0- 0      | NEUTRAL        | 0- 0       | 0- 0        | 0- 0          |      |      |       |           |

| RPI 1-25                  |   |          |       | RPI 26-50 |   |                  |        | RPI 51-100 |   |                  |       | RPI 101+     |       |                   |        | Team's RPI: 323 |  |
|---------------------------|---|----------|-------|-----------|---|------------------|--------|------------|---|------------------|-------|--------------|-------|-------------------|--------|-----------------|--|
| RPI                       | S | Opponent | Score | RPI       | S | Opponent         | Score  | RPI        | S | Opponent         | Score | RPI          | S     | Opponent          | Score  |                 |  |
|                           |   |          |       |           |   |                  |        | 60         | A | South Dakota St. | 47 81 | 108          | H     | New Mexico St.    | 69 79  |                 |  |
|                           |   |          |       |           |   |                  |        | 60         | H | South Dakota St. | 63 81 | 124          | A     | IUPUI             | 44 67  |                 |  |
|                           |   |          |       |           |   |                  |        | 61         | A | South Dakota     | 54 80 | 124          | H     | IUPUI             | 63 64  |                 |  |
|                           |   |          |       |           |   |                  |        | 61         | H | South Dakota     | 94 96 | 137          | A     | Oral Roberts      | 58 59  |                 |  |
|                           |   |          |       |           |   |                  |        | 63         | H | Maine            | 51 82 | 137          | H     | Oral Roberts      | 42 52  |                 |  |
|                           |   |          |       |           |   |                  |        | 92         | A | North Dakota     | 54 71 | 163          | N     | Delaware          | 50 62  |                 |  |
|                           |   |          |       |           |   |                  |        |            |   |                  |       | 218          | N     | N.C. A&T          | 64 72  |                 |  |
|                           |   |          |       |           |   |                  |        |            |   |                  |       | 229          | H     | Grand Canyon      | 67 76  |                 |  |
|                           |   |          |       |           |   |                  |        |            |   |                  |       | 235          | A     | Omaha             | 52 77  |                 |  |
|                           |   |          |       |           |   |                  |        |            |   |                  |       | 235          | H     | Omaha             | 74 67  |                 |  |
|                           |   |          |       |           |   |                  |        |            |   |                  |       | 236          | A     | Western Ill.      | 89 100 |                 |  |
|                           |   |          |       |           |   |                  |        |            |   |                  |       | 236          | H     | Western Ill.      | 82 94  |                 |  |
|                           |   |          |       |           |   |                  |        |            |   |                  |       | 242          | A     | San Diego St.     | 54 64  |                 |  |
|                           |   |          |       |           |   |                  |        |            |   |                  |       | 278          | N     | Prairie View      | 79 58  |                 |  |
|                           |   |          |       |           |   |                  |        |            |   |                  |       | 301          | A     | Denver            | 53 64  |                 |  |
|                           |   |          |       |           |   |                  |        |            |   |                  |       | 301          | H     | Denver            | 45 55  |                 |  |
|                           |   |          |       |           |   |                  |        |            |   |                  |       | 315          | A     | IPFW              | 69 85  |                 |  |
|                           |   |          |       |           |   |                  |        |            |   |                  |       | 315          | H     | IPFW              | 94 85  |                 |  |
|                           |   |          |       |           |   |                  |        |            |   |                  |       | 318          | A     | Kent St.          | 54 75  |                 |  |
|                           |   |          |       |           |   |                  |        |            |   |                  |       | 339          | H     | Cal St. Fullerton | 79 64  |                 |  |
|                           |   |          |       |           |   |                  |        |            |   |                  |       | 342          | A     | NJIT              | 64 59  |                 |  |
| LAST 12 Division I GAMES: |   |          |       |           |   |                  |        |            |   |                  |       |              |       |                   |        |                 |  |
|                           |   |          |       | 315       | A | IPFW             | 69 85  |            |   | 137              | A     | Oral Roberts | 58 59 |                   |        |                 |  |
|                           |   |          |       | 236       | A | Western Ill.     | 89 100 |            |   | 61               | A     | South Dakota | 54 80 |                   |        |                 |  |
|                           |   |          |       | 301       | H | Denver           | 45 55  |            |   | 315              | H     | IPFW         | 94 85 |                   |        |                 |  |
|                           |   |          |       | 235       | H | Omaha            | 74 67  |            |   | 236              | H     | Western Ill. | 82 94 |                   |        |                 |  |
|                           |   |          |       | 124       | H | IUPUI            | 63 64  |            |   | 124              | A     | IUPUI        | 44 67 |                   |        |                 |  |
|                           |   |          |       | 60        | A | South Dakota St. | 47 81  |            |   | 61               | H     | South Dakota | 94 96 |                   |        |                 |  |

Non-Div I Games: Valley City St. 85 77 St. Mary (NE) 88 68

North Dakota St.

■ Loss, 
 ■ Non-Conf, S Site, 
 ■ Home 
 ■ Away 
 N Neutral

# North Florida

# Through Games Of March 7, 2016

|                              |          |           |                |             |               |          |      |       |           |
|------------------------------|----------|-----------|----------------|-------------|---------------|----------|------|-------|-----------|
| Average RPI Win: <b>323</b>  | WON-LOST | WINNING   | LAST 10        | STRENGTH OF | OPP. STRENGTH | TEAM     | ADJ. | CONF. | ADJ CONF. |
| Average RPI Loss: <b>190</b> | RECORD   | PCT. RANK | GAMES          | SCHEDULE    | OF SCHEDULE   | RPI      | RPI  | RPI   | RPI       |
| DIV. I ONLY                  | 5- 22    | 316       | 1- 9           | 252         | 315           | 327      | 327  | 29    | 29        |
| DIV. I NON-CONF.             | 2- 10    | 304       | 0- 0           | 243         | 294           | 314      | 314  | 28    | 28        |
| TOTALS                       | RPI 1-25 | RPI 26-50 | W-L RECORDS    | RPI 51-100  | RPI 101-150   | RPI 150+ |      |       |           |
| 5- 22                        | 0- 1     | 0- 0      | OVERALL        | 0- 4        | 0- 1          | 5- 16    |      |       |           |
| 3- 10                        | 0- 0     | 0- 0      | HOME           | 0- 2        | 0- 0          | 3- 8     |      |       |           |
| 2- 12                        | 0- 1     | 0- 0      | AWAY           | 0- 2        | 0- 1          | 2- 8     |      |       |           |
| 0- 0                         | 0- 0     | 0- 0      | NEUTRAL        | 0- 0        | 0- 0          | 0- 0     |      |       |           |
| 2- 10                        | 0- 1     | 0- 0      | NON-CONFERENCE | 0- 2        | 0- 1          | 2- 6     |      |       |           |
| 1- 5                         | 0- 0     | 0- 0      | HOME           | 0- 1        | 0- 0          | 1- 4     |      |       |           |
| 1- 5                         | 0- 1     | 0- 0      | AWAY           | 0- 1        | 0- 1          | 1- 2     |      |       |           |
| 0- 0                         | 0- 0     | 0- 0      | NEUTRAL        | 0- 0        | 0- 0          | 0- 0     |      |       |           |
| 3- 12                        | 0- 0     | 0- 0      | CONFERENCE     | 0- 2        | 0- 0          | 3- 10    |      |       |           |
| 2- 5                         | 0- 0     | 0- 0      | HOME           | 0- 1        | 0- 0          | 2- 4     |      |       |           |
| 1- 7                         | 0- 0     | 0- 0      | AWAY           | 0- 1        | 0- 0          | 1- 6     |      |       |           |
| 0- 0                         | 0- 0     | 0- 0      | NEUTRAL        | 0- 0        | 0- 0          | 0- 0     |      |       |           |

| RPI 1-25                  |   |              |       | RPI 26-50 |   |             |       | RPI 51-100 |   |          |       | RPI 101+ Team's RPI: 327 |   |                    |       |
|---------------------------|---|--------------|-------|-----------|---|-------------|-------|------------|---|----------|-------|--------------------------|---|--------------------|-------|
| RPI                       | S | Opponent     | Score | RPI       | S | Opponent    | Score | RPI        | S | Opponent | Score | RPI                      | S | Opponent           | Score |
| 16                        | A | Florida St.  | 28 80 |           |   |             |       | 64         | H | Purdue   | 47 70 | 114                      | A | Mercer             | 54 68 |
|                           |   |              |       |           |   |             |       | 67         | A | FGCU     | 50 75 | 152                      | A | Jacksonville       | 51 65 |
|                           |   |              |       |           |   |             |       | 67         | H | FGCU     | 38 65 | 152                      | H | Jacksonville       | 39 73 |
|                           |   |              |       |           |   |             |       | 94         | A | Nebraska | 46 91 | 160                      | A | Alabama            | 47 69 |
|                           |   |              |       |           |   |             |       |            |   |          |       | 194                      | A | Stetson            | 61 81 |
|                           |   |              |       |           |   |             |       |            |   |          |       | 194                      | H | Stetson            | 56 67 |
|                           |   |              |       |           |   |             |       |            |   |          |       | 211                      | A | USC Upstate        | 54 69 |
|                           |   |              |       |           |   |             |       |            |   |          |       | 211                      | A | USC Upstate        | 50 76 |
|                           |   |              |       |           |   |             |       |            |   |          |       | 211                      | H | USC Upstate        | 61 75 |
|                           |   |              |       |           |   |             |       |            |   |          |       | 244                      | H | Bethune-Cookman    | 49 53 |
|                           |   |              |       |           |   |             |       |            |   |          |       | 267                      | H | Campbell           | 55 66 |
|                           |   |              |       |           |   |             |       |            |   |          |       | 269                      | H | UNCW               | 47 63 |
|                           |   |              |       |           |   |             |       |            |   |          |       | 272                      | A | Georgia St.        | 63 76 |
|                           |   |              |       |           |   |             |       |            |   |          |       | 286                      | A | Kennesaw St.       | 54 76 |
|                           |   |              |       |           |   |             |       |            |   |          |       | 286                      | H | Kennesaw St.       | 55 70 |
|                           |   |              |       |           |   |             |       |            |   |          |       | 295                      | H | Towson             | 74 72 |
|                           |   |              |       |           |   |             |       |            |   |          |       | 302                      | A | UMKC               | 62 55 |
|                           |   |              |       |           |   |             |       |            |   |          |       | 312                      | H | South Carolina St. | 48 53 |
|                           |   |              |       |           |   |             |       |            |   |          |       | 333                      | A | Lipscomb           | 71 78 |
|                           |   |              |       |           |   |             |       |            |   |          |       | 333                      | H | Lipscomb           | 78 70 |
|                           |   |              |       |           |   |             |       |            |   |          |       | 342                      | A | NJIT               | 68 51 |
|                           |   |              |       |           |   |             |       |            |   |          |       | 342                      | H | NJIT               | 72 49 |
| LAST 12 Division I GAMES: |   |              |       |           |   |             |       |            |   |          |       |                          |   |                    |       |
| 211                       | A | USC Upstate  | 50 76 | 194       | H | Stetson     | 56 67 |            |   |          |       |                          |   |                    |       |
| 152                       | A | Jacksonville | 51 65 | 67        | A | FGCU        | 50 75 |            |   |          |       |                          |   |                    |       |
| 342                       | H | NJIT         | 72 49 | 194       | A | Stetson     | 61 81 |            |   |          |       |                          |   |                    |       |
| 211                       | H | USC Upstate  | 61 75 | 67        | H | FGCU        | 38 65 |            |   |          |       |                          |   |                    |       |
| 286                       | A | Kennesaw St. | 54 76 | 211       | A | USC Upstate | 54 69 |            |   |          |       |                          |   |                    |       |
| 333                       | A | Lipscomb     | 71 78 | 342       | A | NJIT        | 68 51 |            |   |          |       |                          |   |                    |       |

Non-Div I Games: Warner 60 51 Webber Int'l 60 72 Trinity Baptist 97 30 North Florida

## North Texas

Through Games Of March 7, 2016

|                   |               |            |                |            |             |               |            |           |           |           |
|-------------------|---------------|------------|----------------|------------|-------------|---------------|------------|-----------|-----------|-----------|
| Average RPI Win:  | <b>199</b>    | WON-LOST   | WINNING        | LAST 10    | STRENGTH OF | OPP. STRENGTH | TEAM       | ADJ.      | CONF.     | ADJ CONF. |
| Average RPI Loss: | <b>138</b>    | RECORD     | PCT. RANK      | GAMES      | SCHEDULE    | OF SCHEDULE   | RPI        | RPI       | RPI       | RPI       |
| DIV. I ONLY       | <b>10- 18</b> | <b>250</b> | <b>2- 8</b>    | <b>193</b> | <b>111</b>  | <b>238</b>    | <b>238</b> | <b>12</b> | <b>12</b> |           |
| DIV. I NON-CONF.  | <b>5- 5</b>   | <b>160</b> | <b>0- 0</b>    | <b>228</b> | <b>140</b>  | <b>186</b>    | <b>186</b> | <b>10</b> | <b>10</b> |           |
| TOTALS            | RPI 1-25      | RPI 26-50  | W-L RECORDS    | RPI 51-100 | RPI 101-150 | RPI 150+      |            |           |           |           |
| 10- 18            | 0- 0          | 1- 2       | OVERALL        | 0- 4       | 2- 2        | 7- 10         |            |           |           |           |
| 5- 9              | 0- 0          | 0- 1       | HOME           | 0- 3       | 1- 1        | 4- 4          |            |           |           |           |
| 5- 9              | 0- 0          | 1- 1       | AWAY           | 0- 1       | 1- 1        | 3- 6          |            |           |           |           |
| 0- 0              | 0- 0          | 0- 0       | NEUTRAL        | 0- 0       | 0- 0        | 0- 0          |            |           |           |           |
| 5- 5              | 0- 0          | 1- 0       | NON-CONFERENCE | 0- 1       | 1- 2        | 3- 2          |            |           |           |           |
| 2- 3              | 0- 0          | 0- 0       | HOME           | 0- 1       | 1- 1        | 1- 1          |            |           |           |           |
| 3- 2              | 0- 0          | 1- 0       | AWAY           | 0- 0       | 0- 1        | 2- 1          |            |           |           |           |
| 0- 0              | 0- 0          | 0- 0       | NEUTRAL        | 0- 0       | 0- 0        | 0- 0          |            |           |           |           |
| 5- 13             | 0- 0          | 0- 2       | CONFERENCE     | 0- 3       | 1- 0        | 4- 8          |            |           |           |           |
| 3- 6              | 0- 0          | 0- 1       | HOME           | 0- 2       | 0- 0        | 3- 3          |            |           |           |           |
| 2- 7              | 0- 0          | 0- 1       | AWAY           | 0- 1       | 1- 0        | 1- 5          |            |           |           |           |
| 0- 0              | 0- 0          | 0- 0       | NEUTRAL        | 0- 0       | 0- 0        | 0- 0          |            |           |           |           |

| RPI 1-25                  |   |          |       | RPI 26-50 |   |                |       | RPI 51-100 |   |                |       | RPI 101+ |   |                |        | Team's RPI: 238 |  |
|---------------------------|---|----------|-------|-----------|---|----------------|-------|------------|---|----------------|-------|----------|---|----------------|--------|-----------------|--|
| RPI                       | S | Opponent | Score | RPI       | S | Opponent       | Score | RPI        | S | Opponent       | Score | RPI      | S | Opponent       | Score  |                 |  |
|                           |   |          |       | 29        | A | Oklahoma       | 61 57 | 66         | H | Middle Tenn.   | 52 76 | 101      | A | Iona           | 51 62  |                 |  |
|                           |   |          |       | 31        | H | UTEP           | 67 75 | 77         | A | Charlotte      | 69 72 | 122      | H | Arizona        | 44 51  |                 |  |
|                           |   |          |       | 35        | A | Western Ky.    | 53 65 | 77         | H | Charlotte      | 70 82 | 124      | H | IUPUI          | 68 67  |                 |  |
|                           |   |          |       |           |   |                |       | 80         | H | San Francisco  | 61 69 | 134      | A | Marshall       | 71 63  |                 |  |
|                           |   |          |       |           |   |                |       |            |   |                |       | 154      | A | Old Dominion   | 55 62  |                 |  |
|                           |   |          |       |           |   |                |       |            |   |                |       | 154      | H | Old Dominion   | 48 65  |                 |  |
|                           |   |          |       |           |   |                |       |            |   |                |       | 164      | A | Fla. Atlantic  | 61 71  |                 |  |
|                           |   |          |       |           |   |                |       |            |   |                |       | 165      | H | UAB            | 53 51  |                 |  |
|                           |   |          |       |           |   |                |       |            |   |                |       | 171      | A | Southern Miss. | 38 57  |                 |  |
|                           |   |          |       |           |   |                |       |            |   |                |       | 171      | H | Southern Miss. | 57 55  |                 |  |
|                           |   |          |       |           |   |                |       |            |   |                |       | 183      | A | Louisiana Tech | 71 77  |                 |  |
|                           |   |          |       |           |   |                |       |            |   |                |       | 183      | H | Louisiana Tech | 67 78  |                 |  |
|                           |   |          |       |           |   |                |       |            |   |                |       | 184      | H | Weber St.      | 38 45  |                 |  |
|                           |   |          |       |           |   |                |       |            |   |                |       | 195      | H | SMU            | 60 57  |                 |  |
|                           |   |          |       |           |   |                |       |            |   |                |       | 233      | A | Rice           | 97 100 |                 |  |
|                           |   |          |       |           |   |                |       |            |   |                |       | 233      | H | Rice           | 73 79  |                 |  |
|                           |   |          |       |           |   |                |       |            |   |                |       | 243      | A | Texas St.      | 62 64  |                 |  |
|                           |   |          |       |           |   |                |       |            |   |                |       | 249      | H | UTSA           | 68 58  |                 |  |
|                           |   |          |       |           |   |                |       |            |   |                |       | 280      | A | La Salle       | 69 63  |                 |  |
|                           |   |          |       |           |   |                |       |            |   |                |       | 310      | A | FIU            | 58 40  |                 |  |
|                           |   |          |       |           |   |                |       |            |   |                |       | 330      | A | Incarnate Word | 62 55  |                 |  |
| LAST 12 Division I GAMES: |   |          |       |           |   |                |       |            |   |                |       |          |   |                |        |                 |  |
|                           |   |          |       | 77        | A | Charlotte      | 69 72 | 77         | H | Charlotte      | 70 82 |          |   |                |        |                 |  |
|                           |   |          |       | 154       | A | Old Dominion   | 55 62 | 154        | H | Old Dominion   | 48 65 |          |   |                |        |                 |  |
|                           |   |          |       | 171       | H | Southern Miss. | 57 55 | 183        | A | Louisiana Tech | 71 77 |          |   |                |        |                 |  |
|                           |   |          |       | 183       | H | Louisiana Tech | 67 78 | 171        | A | Southern Miss. | 38 57 |          |   |                |        |                 |  |
|                           |   |          |       | 164       | A | Fla. Atlantic  | 61 71 | 233        | H | Rice           | 73 79 |          |   |                |        |                 |  |
|                           |   |          |       | 310       | A | FIU            | 58 40 | 165        | H | UAB            | 53 51 |          |   |                |        |                 |  |

Non-Div I Games:

North Texas

■ Loss, 
 ■ Non-Conf, 
 ■ S Site, 
 ■ H Home 
 ■ A Away 
 N Neutral

| Northwestern      |          |           |                | Through Games of March 7, 2010 |             |               |      |      |       |           |
|-------------------|----------|-----------|----------------|--------------------------------|-------------|---------------|------|------|-------|-----------|
| Average RPI Win:  | 212      | WON-LOST  | WINNING        | LAST 10                        | STRENGTH OF | OPP. STRENGTH | TEAM | ADJ. | CONF. | ADJ CONF. |
| Average RPI Loss: | 109      | RECORD    | PCT. RANK      | GAMES                          | SCHEDULE    | OF SCHEDULE   | RPI  | RPI  | RPI   | RPI       |
| DIV. I ONLY       | 14- 15   | 177       | 7- 3           | 121                            | 144         | 158           | 158  | 13   | 13    |           |
| DIV. I NON-CONF.  | 5- 6     | 180       | 0- 0           | 116                            | 197         | 177           | 177  | 11   | 11    |           |
| TOTALS            | RPI 1-25 | RPI 26-50 | W-L RECORDS    | RPI 51-100                     | RPI 101-150 | RPI 150+      |      |      |       |           |
| 14- 15            | 0- 1     | 0- 3      | OVERALL        | 3- 5                           | 0- 2        | 11- 4         |      |      |       |           |
| 6- 9              | 0- 1     | 0- 1      | HOME           | 1- 4                           | 0- 1        | 5- 2          |      |      |       |           |
| 8- 4              | 0- 0     | 0- 1      | AWAY           | 2- 1                           | 0- 0        | 6- 2          |      |      |       |           |
| 0- 2              | 0- 0     | 0- 1      | NEUTRAL        | 0- 0                           | 0- 1        | 0- 0          |      |      |       |           |
| 5- 6              | 0- 1     | 0- 1      | NON-CONFERENCE | 1- 1                           | 0- 2        | 4- 1          |      |      |       |           |
| 2- 4              | 0- 1     | 0- 0      | HOME           | 1- 1                           | 0- 1        | 1- 1          |      |      |       |           |
| 3- 0              | 0- 0     | 0- 0      | AWAY           | 0- 0                           | 0- 0        | 3- 0          |      |      |       |           |
| 0- 2              | 0- 0     | 0- 1      | NEUTRAL        | 0- 0                           | 0- 1        | 0- 0          |      |      |       |           |
| 9- 9              | 0- 0     | 0- 2      | CONFERENCE     | 2- 4                           | 0- 0        | 7- 3          |      |      |       |           |
| 4- 5              | 0- 0     | 0- 1      | HOME           | 0- 3                           | 0- 0        | 4- 1          |      |      |       |           |
| 5- 4              | 0- 0     | 0- 1      | AWAY           | 2- 1                           | 0- 0        | 3- 2          |      |      |       |           |
| 0- 0              | 0- 0     | 0- 0      | NEUTRAL        | 0- 0                           | 0- 0        | 0- 0          |      |      |       |           |

| RPI 1-25                  |   |              |       | RPI 26-50 |   |                    |       | RPI 51-100 |   |                    |       | RPI 101+ |   |                    |       | Team's RPI: 158 |  |
|---------------------------|---|--------------|-------|-----------|---|--------------------|-------|------------|---|--------------------|-------|----------|---|--------------------|-------|-----------------|--|
| RPI                       | S | Opponent     | Score | RPI       | S | Opponent           | Score | RPI        | S | Opponent           | Score | RPI      | S | Opponent           | Score |                 |  |
| 17                        | H | Michigan St. | 51 77 | 34        | A | James Madison      | 62 85 | 63         | H | Maine              | 56 44 | 117      | N | Fresno St.         | 55 69 |                 |  |
|                           |   |              |       | 34        | H | James Madison      | 52 61 | 65         | A | Hofstra            | 50 75 | 118      | H | Boston College     | 45 71 |                 |  |
|                           |   |              |       | 45        | N | Missouri           | 56 69 | 65         | H | Hofstra            | 64 71 | 163      | A | Delaware           | 52 59 |                 |  |
|                           |   |              |       |           |   |                    |       | 79         | A | Drexel             | 73 65 | 163      | H | Delaware           | 57 54 |                 |  |
|                           |   |              |       |           |   |                    |       | 79         | H | Drexel             | 49 53 | 202      | A | William & Mary     | 62 69 |                 |  |
|                           |   |              |       |           |   |                    |       | 86         | H | Quinnipiac         | 60 71 | 202      | H | William & Mary     | 69 68 |                 |  |
|                           |   |              |       |           |   |                    |       | 89         | A | Elon               | 67 61 | 224      | H | Canisius           | 57 68 |                 |  |
|                           |   |              |       |           |   |                    |       | 89         | H | Elon               | 54 56 | 226      | A | Col. of Charleston | 52 49 |                 |  |
|                           |   |              |       |           |   |                    |       |            |   |                    |       | 226      | H | Col. of Charleston | 78 66 |                 |  |
|                           |   |              |       |           |   |                    |       |            |   |                    |       | 228      | A | Siena              | 70 67 |                 |  |
|                           |   |              |       |           |   |                    |       |            |   |                    |       | 231      | A | New Hampshire      | 66 54 |                 |  |
|                           |   |              |       |           |   |                    |       |            |   |                    |       | 269      | A | UNCW               | 72 66 |                 |  |
|                           |   |              |       |           |   |                    |       |            |   |                    |       | 269      | H | UNCW               | 69 52 |                 |  |
|                           |   |              |       |           |   |                    |       |            |   |                    |       | 281      | H | UMES               | 60 49 |                 |  |
|                           |   |              |       |           |   |                    |       |            |   |                    |       | 295      | A | Towson             | 81 63 |                 |  |
|                           |   |              |       |           |   |                    |       |            |   |                    |       | 295      | H | Towson             | 71 72 |                 |  |
|                           |   |              |       |           |   |                    |       |            |   |                    |       | 343      | A | Boston U.          | 77 44 |                 |  |
| LAST 12 Division I GAMES: |   |              |       |           |   |                    |       |            |   |                    |       |          |   |                    |       |                 |  |
|                           |   |              |       | 65        | H | Hofstra            | 64 71 | 269        | A | UNCW               | 72 66 |          |   |                    |       |                 |  |
|                           |   |              |       | 295       | A | Towson             | 81 63 | 34         | H | James Madison      | 52 61 |          |   |                    |       |                 |  |
|                           |   |              |       | 226       | H | Col. of Charleston | 78 66 | 226        | A | Col. of Charleston | 52 49 |          |   |                    |       |                 |  |
|                           |   |              |       | 269       | H | UNCW               | 69 52 | 202        | A | William & Mary     | 62 69 |          |   |                    |       |                 |  |
|                           |   |              |       | 163       | H | Delaware           | 57 54 | 89         | H | Elon               | 54 56 |          |   |                    |       |                 |  |
|                           |   |              |       | 89        | A | Elon               | 67 61 | 79         | H | Drexel             | 49 53 |          |   |                    |       |                 |  |

Non-Div I Games:

Northeastern

Loss, Non-Conf, S Site, H Home A Away N Neutral

|                   |          |           |                |            |             |               |      |      |       |           |
|-------------------|----------|-----------|----------------|------------|-------------|---------------|------|------|-------|-----------|
| Average RPI Win:  | 288      | WON-LOST  | WINNING        | LAST 10    | STRENGTH OF | OPP. STRENGTH | TEAM | ADJ. | CONF. | ADJ CONF. |
| Average RPI Loss: | 162      | RECORD    | PCT. RANK      | GAMES      | SCHEDULE    | OF SCHEDULE   | RPI  | RPI  | RPI   | RPI       |
| DIV. I ONLY       | 4- 24    | 326       | 0- 10          | 128        | 290         | 307           | 307  | 19   | 19    |           |
| DIV. I NON-CONF.  | 2- 7     | 280       | 0- 0           | 125        | 207         | 237           | 237  | 23   | 23    |           |
| TOTALS            | RPI 1-25 | RPI 26-50 | W-L RECORDS    | RPI 51-100 | RPI 101-150 | RPI 150+      |      |      |       |           |
| 4- 24             | 0- 0     | 0- 1      | OVERALL        | 0- 2       | 0- 6        | 4- 15         |      |      |       |           |
| 3- 8              | 0- 0     | 0- 0      | HOME           | 0- 0       | 0- 2        | 3- 6          |      |      |       |           |
| 1- 14             | 0- 0     | 0- 1      | AWAY           | 0- 2       | 0- 3        | 1- 8          |      |      |       |           |
| 0- 2              | 0- 0     | 0- 0      | NEUTRAL        | 0- 0       | 0- 1        | 0- 1          |      |      |       |           |
| 2- 7              | 0- 0     | 0- 1      | NON-CONFERENCE | 0- 1       | 0- 4        | 2- 1          |      |      |       |           |
| 1- 1              | 0- 0     | 0- 0      | HOME           | 0- 0       | 0- 1        | 1- 0          |      |      |       |           |
| 1- 5              | 0- 0     | 0- 1      | AWAY           | 0- 1       | 0- 2        | 1- 1          |      |      |       |           |
| 0- 1              | 0- 0     | 0- 0      | NEUTRAL        | 0- 0       | 0- 1        | 0- 0          |      |      |       |           |
| 2- 17             | 0- 0     | 0- 0      | CONFERENCE     | 0- 1       | 0- 2        | 2- 14         |      |      |       |           |
| 2- 7              | 0- 0     | 0- 0      | HOME           | 0- 0       | 0- 1        | 2- 6          |      |      |       |           |
| 0- 9              | 0- 0     | 0- 0      | AWAY           | 0- 1       | 0- 1        | 0- 7          |      |      |       |           |
| 0- 1              | 0- 0     | 0- 0      | NEUTRAL        | 0- 0       | 0- 0        | 0- 1          |      |      |       |           |

| RPI S                     | Opponent         | Score  | RPI S | Opponent        | Score | RPI S | Opponent         | Score  | RPI S | Opponent | Score | Team's RPI: 307 |
|---------------------------|------------------|--------|-------|-----------------|-------|-------|------------------|--------|-------|----------|-------|-----------------|
| 31                        | A UTEP           | 66 77  | 92    | A North Dakota  | 56 63 | 108   | A New Mexico St. | 53 87  |       |          |       |                 |
|                           |                  |        | 94    | A Nebraska      | 67 90 | 119   | H Hawaii         | 52 61  |       |          |       |                 |
|                           |                  |        |       |                 |       | 128   | A Iowa St.       | 63 79  |       |          |       |                 |
|                           |                  |        |       |                 |       | 129   | N Long Beach St. | 48 69  |       |          |       |                 |
|                           |                  |        |       |                 |       | 135   | A Idaho          | 59 76  |       |          |       |                 |
|                           |                  |        |       |                 |       | 135   | H Idaho          | 51 72  |       |          |       |                 |
|                           |                  |        |       |                 |       | 151   | A Montana St.    | 77 86  |       |          |       |                 |
|                           |                  |        |       |                 |       | 151   | H Montana St.    | 72 83  |       |          |       |                 |
|                           |                  |        |       |                 |       | 162   | A Montana        | 58 81  |       |          |       |                 |
|                           |                  |        |       |                 |       | 162   | H Montana        | 57 61  |       |          |       |                 |
|                           |                  |        |       |                 |       | 162   | N Montana        | 63 78  |       |          |       |                 |
|                           |                  |        |       |                 |       | 167   | H Sacramento St. | 79 111 |       |          |       |                 |
|                           |                  |        |       |                 |       | 178   | A Eastern Wash.  | 65 72  |       |          |       |                 |
|                           |                  |        |       |                 |       | 178   | H Eastern Wash.  | 71 81  |       |          |       |                 |
|                           |                  |        |       |                 |       | 181   | A Northern Colo. | 55 79  |       |          |       |                 |
|                           |                  |        |       |                 |       | 184   | A Weber St.      | 88 95  |       |          |       |                 |
|                           |                  |        |       |                 |       | 184   | H Weber St.      | 56 76  |       |          |       |                 |
|                           |                  |        |       |                 |       | 192   | A Idaho St.      | 61 71  |       |          |       |                 |
|                           |                  |        |       |                 |       | 192   | H Idaho St.      | 63 62  |       |          |       |                 |
|                           |                  |        |       |                 |       | 201   | A Colorado       | 66 90  |       |          |       |                 |
|                           |                  |        |       |                 |       | 287   | H Lamar          | 75 63  |       |          |       |                 |
|                           |                  |        |       |                 |       | 321   | H Portland St.   | 80 88  |       |          |       |                 |
|                           |                  |        |       |                 |       | 335   | A Southern Utah  | 68 73  |       |          |       |                 |
|                           |                  |        |       |                 |       | 335   | H Southern Utah  | 57 48  |       |          |       |                 |
|                           |                  |        |       |                 |       | 336   | A UC Irvine      | 71 55  |       |          |       |                 |
| LAST 12 Division I GAMES: |                  |        |       |                 |       |       |                  |        |       |          |       |                 |
| 162                       | N Montana        | 63 78  | 162   | H Montana       | 57 61 |       |                  |        |       |          |       |                 |
| 167                       | H Sacramento St. | 79 111 | 151   | H Montana St.   | 72 83 |       |                  |        |       |          |       |                 |
| 321                       | H Portland St.   | 80 88  | 135   | A Idaho         | 59 76 |       |                  |        |       |          |       |                 |
| 335                       | A Southern Utah  | 68 73  | 178   | A Eastern Wash. | 65 72 |       |                  |        |       |          |       |                 |
| 184                       | A Weber St.      | 88 95  | 192   | H Idaho St.     | 63 62 |       |                  |        |       |          |       |                 |
| 192                       | A Idaho St.      | 61 71  | 184   | H Weber St.     | 56 76 |       |                  |        |       |          |       |                 |

Non-Div I Games: N.M. Highlands 91 43 Dixie St. 68 66

Northern Ariz.

■ Loss, 
■ Non-Conf, S Site, 
■ Home 
■ Away 
N Neutral

| Non-Conference Games |          |          |           | Through Games of March 7, 2018 |                |               |            |      |             |           |
|----------------------|----------|----------|-----------|--------------------------------|----------------|---------------|------------|------|-------------|-----------|
| Average RPI Win:     | 225      | WON-LOST | WINNING   | LAST 10                        | STRENGTH OF    | OPP. STRENGTH | TEAM       | ADJ. | CONF.       | ADJ CONF. |
| Average RPI Loss:    | 142      | RECORD   | PCT. RANK | GAMES                          | SCHEDULE       | OF SCHEDULE   | RPI        | RPI  | RPI         | RPI       |
| DIV. I ONLY          | 12- 16   | 216      | 4- 6      | 103                            | 256            | 181           | 181        | 19   | 19          |           |
| DIV. I NON-CONF.     | 4- 5     | 193      | 0- 0      | 142                            | 136            | 160           | 160        | 23   | 23          |           |
| -----                |          |          |           |                                |                |               |            |      |             |           |
| TOTALS               | RPI 1-25 |          | RPI 26-50 |                                | W-L RECORDS    |               | RPI 51-100 |      | RPI 101-150 | RPI 150+  |
| 12- 16               | 0- 0     |          | 0- 1      |                                | OVERALL        |               | 0- 4       |      | 2- 1        | 10- 10    |
| 7- 5                 | 0- 0     |          | 0- 1      |                                | HOME           |               | 0- 2       |      | 1- 0        | 6- 2      |
| 3- 10                | 0- 0     |          | 0- 0      |                                | AWAY           |               | 0- 2       |      | 0- 1        | 3- 7      |
| 2- 1                 | 0- 0     |          | 0- 0      |                                | NEUTRAL        |               | 0- 0       |      | 1- 0        | 1- 1      |
| 4- 5                 | 0- 0     |          | 0- 1      |                                | NON-CONFERENCE |               | 0- 2       |      | 1- 0        | 3- 2      |
| 1- 2                 | 0- 0     |          | 0- 1      |                                | HOME           |               | 0- 1       |      | 0- 0        | 1- 0      |
| 1- 3                 | 0- 0     |          | 0- 0      |                                | AWAY           |               | 0- 1       |      | 0- 0        | 1- 2      |
| 2- 0                 | 0- 0     |          | 0- 0      |                                | NEUTRAL        |               | 0- 0       |      | 1- 0        | 1- 0      |
| 8- 11                | 0- 0     |          | 0- 0      |                                | CONFERENCE     |               | 0- 2       |      | 1- 1        | 7- 8      |
| 6- 3                 | 0- 0     |          | 0- 0      |                                | HOME           |               | 0- 1       |      | 1- 0        | 5- 2      |
| 2- 7                 | 0- 0     |          | 0- 0      |                                | AWAY           |               | 0- 1       |      | 0- 1        | 2- 5      |
| 0- 1                 | 0- 0     |          | 0- 0      |                                | NEUTRAL        |               | 0- 0       |      | 0- 0        | 0- 1      |

[illegible]

|                  |             |     |    |
|------------------|-------------|-----|----|
| Non-Div I Games: | Western St. | 101 | 48 |
|------------------|-------------|-----|----|

Northern Colo.

Loss, Non-Conf, S Site, H Home A Away N Neutral



## Northern Ill.

Through Games Of March 7, 2016

|                   |          |           |                |            |             |               |      |      |       |           |
|-------------------|----------|-----------|----------------|------------|-------------|---------------|------|------|-------|-----------|
| Average RPI Win:  | 242      | WON-LOST  | WINNING        | LAST 10    | STRENGTH OF | OPP. STRENGTH | TEAM | ADJ. | CONF. | ADJ CONF. |
| Average RPI Loss: | 135      | RECORD    | PCT. RANK      | GAMES      | SCHEDULE    | OF SCHEDULE   | RPI  | RPI  | RPI   | RPI       |
| DIV. I ONLY       | 10- 19   | 258       | 3- 7           | 226        | 149         | 260           | 260  | 11   | 11    |           |
| DIV. I NON-CONF.  | 6- 4     | 125       | 1- 0           | 347        | 284         | 252           | 252  | 13   | 13    |           |
| TOTALS            | RPI 1-25 | RPI 26-50 | W-L RECORDS    | RPI 51-100 | RPI 101-150 | RPI 150+      |      |      |       |           |
| 10- 19            | 0- 0     | 0- 2      | OVERALL        | 1- 6       | 3- 6        | 6- 5          |      |      |       |           |
| 5- 7              | 0- 0     | 0- 1      | HOME           | 1- 3       | 1- 2        | 3- 1          |      |      |       |           |
| 3- 11             | 0- 0     | 0- 1      | AWAY           | 0- 3       | 2- 4        | 1- 3          |      |      |       |           |
| 2- 1              | 0- 0     | 0- 0      | NEUTRAL        | 0- 0       | 0- 0        | 2- 1          |      |      |       |           |
| 6- 4              | 0- 0     | 0- 0      | NON-CONFERENCE | 1- 0       | 0- 2        | 5- 2          |      |      |       |           |
| 3- 0              | 0- 0     | 0- 0      | HOME           | 1- 0       | 0- 0        | 2- 0          |      |      |       |           |
| 1- 3              | 0- 0     | 0- 0      | AWAY           | 0- 0       | 0- 2        | 1- 1          |      |      |       |           |
| 2- 1              | 0- 0     | 0- 0      | NEUTRAL        | 0- 0       | 0- 0        | 2- 1          |      |      |       |           |
| 4- 15             | 0- 0     | 0- 2      | CONFERENCE     | 0- 6       | 3- 4        | 1- 3          |      |      |       |           |
| 2- 7              | 0- 0     | 0- 1      | HOME           | 0- 3       | 1- 2        | 1- 1          |      |      |       |           |
| 2- 8              | 0- 0     | 0- 1      | AWAY           | 0- 3       | 2- 2        | 0- 2          |      |      |       |           |
| 0- 0              | 0- 0     | 0- 0      | NEUTRAL        | 0- 0       | 0- 0        | 0- 0          |      |      |       |           |

| RPI 1-25                  |   |          | RPI 26-50 |     |   | RPI 51-100        |       |     | RPI 101+ |               |       | Team's RPI: 260 |   |                   |       |
|---------------------------|---|----------|-----------|-----|---|-------------------|-------|-----|----------|---------------|-------|-----------------|---|-------------------|-------|
| RPI                       | S | Opponent | Score     | RPI | S | Opponent          | Score | RPI | S        | Opponent      | Score | RPI             | S | Opponent          | Score |
|                           |   |          |           | 42  | A | Ohio              | 70 95 | 56  | A        | Ball St.      | 68 76 | 105             | A | Toledo            | 59 66 |
|                           |   |          |           | 42  | H | Ohio              | 47 72 | 56  | H        | Ball St.      | 57 73 | 105             | H | Toledo            | 83 89 |
|                           |   |          |           |     |   |                   |       | 69  | A        | Central Mich. | 63 95 | 123             | A | Akron             | 65 58 |
|                           |   |          |           |     |   |                   |       | 69  | H        | Central Mich. | 67 73 | 130             | H | Buffalo           | 76 74 |
|                           |   |          |           |     |   |                   |       | 88  | A        | Eastern Mich. | 60 84 | 141             | A | Western Mich.     | 52 94 |
|                           |   |          |           |     |   |                   |       | 88  | H        | Eastern Mich. | 80 87 | 141             | A | Western Mich.     | 80 70 |
|                           |   |          |           |     |   |                   |       | 97  | H        | Drake         | 87 73 | 141             | H | Western Mich.     | 60 64 |
|                           |   |          |           |     |   |                   |       |     |          |               |       | 147             | A | SIUE              | 67 93 |
|                           |   |          |           |     |   |                   |       |     |          |               |       | 148             | A | Milwaukee         | 58 73 |
|                           |   |          |           |     |   |                   |       |     |          |               |       | 197             | A | Wisconsin         | 62 89 |
|                           |   |          |           |     |   |                   |       |     |          |               |       | 220             | N | Kansas            | 58 66 |
|                           |   |          |           |     |   |                   |       |     |          |               |       | 259             | H | Bowling Green     | 43 58 |
|                           |   |          |           |     |   |                   |       |     |          |               |       | 282             | A | Miami (OH)        | 60 66 |
|                           |   |          |           |     |   |                   |       |     |          |               |       | 282             | H | Miami (OH)        | 92 73 |
|                           |   |          |           |     |   |                   |       |     |          |               |       | 303             | H | Bradley           | 68 64 |
|                           |   |          |           |     |   |                   |       |     |          |               |       | 316             | N | Illinois St.      | 68 59 |
|                           |   |          |           |     |   |                   |       |     |          |               |       | 318             | A | Kent St.          | 85 95 |
|                           |   |          |           |     |   |                   |       |     |          |               |       | 339             | N | Cal St. Fullerton | 72 49 |
|                           |   |          |           |     |   |                   |       |     |          |               |       | 340             | H | Eastern Ill.      | 79 63 |
|                           |   |          |           |     |   |                   |       |     |          |               |       | 344             | A | Chicago St.       | 68 50 |
| LAST 12 Division I GAMES: |   |          |           |     |   |                   |       |     |          |               |       |                 |   |                   |       |
|                           |   |          |           | 141 | A | Western Mich.     | 52 94 | 88  | A        | Eastern Mich. | 60 84 |                 |   |                   |       |
|                           |   |          |           | 339 | N | Cal St. Fullerton | 72 49 | 56  | H        | Ball St.      | 57 73 |                 |   |                   |       |
|                           |   |          |           | 141 | H | Western Mich.     | 60 64 | 69  | H        | Central Mich. | 67 73 |                 |   |                   |       |
|                           |   |          |           | 56  | A | Ball St.          | 68 76 | 282 | H        | Miami (OH)    | 92 73 |                 |   |                   |       |
|                           |   |          |           | 105 | H | Toledo            | 83 89 | 42  | A        | Ohio          | 70 95 |                 |   |                   |       |
|                           |   |          |           | 141 | A | Western Mich.     | 80 70 | 130 | H        | Buffalo       | 76 74 |                 |   |                   |       |

Non-Div I Games: Wis. Lutheran 69 42

Northern Ill.

■ Loss, 
 ■ Non-Conf, S Site, 
 ■ Home 
 ■ Away 
 N Neutral

|                   |          |           |                |            |             |               |      |      |       |           |
|-------------------|----------|-----------|----------------|------------|-------------|---------------|------|------|-------|-----------|
| Average RPI Win:  | 215      | WON-LOST  | WINNING        | LAST 10    | STRENGTH OF | OPP. STRENGTH | TEAM | ADJ. | CONF. | ADJ CONF. |
| Average RPI Loss: | 131      | RECORD    | PCT. RANK      | GAMES      | SCHEDULE    | OF SCHEDULE   | RPI  | RPI  | RPI   | RPI       |
| DIV. I ONLY       | 15- 12   | 145       | 6- 4           | 160        | 147         | 150           | 150  | 14   | 14    |           |
| DIV. I NON-CONF.  | 6- 3     | 99        | 0- 0           | 268        | 141         | 164           | 164  | 16   | 16    |           |
| TOTALS            | RPI 1-25 | RPI 26-50 | W-L RECORDS    | RPI 51-100 | RPI 101-150 | RPI 150+      |      |      |       |           |
| 15- 12            | 0- 3     | 0- 0      | OVERALL        | 1- 0       | 3- 6        | 11- 3         |      |      |       |           |
| 8- 7              | 0- 2     | 0- 0      | HOME           | 1- 0       | 2- 3        | 5- 2          |      |      |       |           |
| 7- 5              | 0- 1     | 0- 0      | AWAY           | 0- 0       | 1- 3        | 6- 1          |      |      |       |           |
| 0- 0              | 0- 0     | 0- 0      | NEUTRAL        | 0- 0       | 0- 0        | 0- 0          |      |      |       |           |
| 6- 3              | 0- 1     | 0- 0      | NON-CONFERENCE | 1- 0       | 0- 1        | 5- 1          |      |      |       |           |
| 4- 2              | 0- 1     | 0- 0      | HOME           | 1- 0       | 0- 1        | 3- 0          |      |      |       |           |
| 2- 1              | 0- 0     | 0- 0      | AWAY           | 0- 0       | 0- 0        | 2- 1          |      |      |       |           |
| 0- 0              | 0- 0     | 0- 0      | NEUTRAL        | 0- 0       | 0- 0        | 0- 0          |      |      |       |           |
| 9- 9              | 0- 2     | 0- 0      | CONFERENCE     | 0- 0       | 3- 5        | 6- 2          |      |      |       |           |
| 4- 5              | 0- 1     | 0- 0      | HOME           | 0- 0       | 2- 2        | 2- 2          |      |      |       |           |
| 5- 4              | 0- 1     | 0- 0      | AWAY           | 0- 0       | 1- 3        | 4- 0          |      |      |       |           |
| 0- 0              | 0- 0     | 0- 0      | NEUTRAL        | 0- 0       | 0- 0        | 0- 0          |      |      |       |           |

| RPI 1-25                  |   |                |       | RPI 26-50 |   |                |       | RPI 51-100 |   |           |       | RPI 101+ Team's RPI: 150 |   |                |       |
|---------------------------|---|----------------|-------|-----------|---|----------------|-------|------------|---|-----------|-------|--------------------------|---|----------------|-------|
| RPI                       | S | Opponent       | Score | RPI       | S | Opponent       | Score | RPI        | S | Opponent  | Score | RPI                      | S | Opponent       | Score |
| 12                        | H | Kentucky       | 65 84 |           |   |                |       | 99         | H | Marquette | 83 78 | 103                      | A | Wright St.     | 61 66 |
| 25                        | A | Green Bay      | 40 52 |           |   |                |       |            |   |           |       | 103                      | H | Wright St.     | 65 76 |
| 25                        | H | Green Bay      | 73 81 |           |   |                |       |            |   |           |       | 123                      | H | Akron          | 75 77 |
|                           |   |                |       |           |   |                |       |            |   |           |       | 126                      | A | Youngstown St. | 88 77 |
|                           |   |                |       |           |   |                |       |            |   |           |       | 126                      | H | Youngstown St. | 70 59 |
|                           |   |                |       |           |   |                |       |            |   |           |       | 143                      | A | Detroit        | 65 66 |
|                           |   |                |       |           |   |                |       |            |   |           |       | 143                      | H | Detroit        | 81 60 |
|                           |   |                |       |           |   |                |       |            |   |           |       | 148                      | A | Milwaukee      | 71 78 |
|                           |   |                |       |           |   |                |       |            |   |           |       | 148                      | H | Milwaukee      | 60 86 |
|                           |   |                |       |           |   |                |       |            |   |           |       | 204                      | A | Oakland        | 75 71 |
|                           |   |                |       |           |   |                |       |            |   |           |       | 204                      | H | Oakland        | 80 64 |
|                           |   |                |       |           |   |                |       |            |   |           |       | 209                      | A | Robert Morris  | 72 70 |
|                           |   |                |       |           |   |                |       |            |   |           |       | 227                      | H | Indiana St.    | 73 67 |
|                           |   |                |       |           |   |                |       |            |   |           |       | 239                      | A | Cincinnati     | 68 71 |
|                           |   |                |       |           |   |                |       |            |   |           |       | 241                      | A | Valparaiso     | 68 50 |
|                           |   |                |       |           |   |                |       |            |   |           |       | 241                      | H | Valparaiso     | 60 61 |
|                           |   |                |       |           |   |                |       |            |   |           |       | 252                      | A | Ill.-Chicago   | 72 61 |
|                           |   |                |       |           |   |                |       |            |   |           |       | 252                      | H | Ill.-Chicago   | 55 53 |
|                           |   |                |       |           |   |                |       |            |   |           |       | 262                      | A | Cleveland St.  | 83 51 |
|                           |   |                |       |           |   |                |       |            |   |           |       | 262                      | H | Cleveland St.  | 62 64 |
|                           |   |                |       |           |   |                |       |            |   |           |       | 279                      | H | Tennessee Tech | 88 62 |
|                           |   |                |       |           |   |                |       |            |   |           |       | 282                      | A | Miami (OH)     | 71 57 |
|                           |   |                |       |           |   |                |       |            |   |           |       | 315                      | H | IPFW           | 77 64 |
| LAST 12 Division I GAMES: |   |                |       |           |   |                |       |            |   |           |       |                          |   |                |       |
| 262                       | H | Cleveland St.  | 62 64 | 103       | H | Wright St.     | 65 76 |            |   |           |       |                          |   |                |       |
| 126                       | H | Youngstown St. | 70 59 | 241       | A | Valparaiso     | 68 50 |            |   |           |       |                          |   |                |       |
| 25                        | A | Green Bay      | 40 52 | 252       | A | Ill.-Chicago   | 72 61 |            |   |           |       |                          |   |                |       |
| 148                       | A | Milwaukee      | 71 78 | 126       | A | Youngstown St. | 88 77 |            |   |           |       |                          |   |                |       |
| 204                       | H | Oakland        | 80 64 | 262       | A | Cleveland St.  | 83 51 |            |   |           |       |                          |   |                |       |
| 143                       | H | Detroit        | 81 60 | 148       | H | Milwaukee      | 60 86 |            |   |           |       |                          |   |                |       |

Non-Div I Games: West Virginia St. 92 47 Ind.-Kokomo 104 33

Northern Ky.

Loss, Non-Conf, S Site, H Home A Away N Neutral

## Northwestern

Through Games Of March 7, 2016

| Average RPI Win:  | 165      | WON-LOST  | WINNING        | LAST 10    | STRENGTH OF | OPP. STRENGTH | TEAM | ADJ. | CONF. | ADJ CONF. |
|-------------------|----------|-----------|----------------|------------|-------------|---------------|------|------|-------|-----------|
| Average RPI Loss: | 56       | RECORD    | PCT. RANK      | GAMES      | SCHEDULE    | OF SCHEDULE   | RPI  | RPI  | RPI   | RPI       |
| DIV. I ONLY       | 18- 16   | 157       | 4- 6           | 60         | 60          | 100           | 100  | 5    | 5     |           |
| DIV. I NON-CONF.  | 11- 1    | 16        | 0- 0           | 197        | 239         | 58            | 58   | 4    | 4     |           |
| TOTALS            | RPI 1-25 | RPI 26-50 | W-L RECORDS    | RPI 51-100 | RPI 101-150 | RPI 150+      |      |      |       |           |
| 18- 16            | 1- 5     | 1- 2      | OVERALL        | 2- 7       | 4- 2        | 10- 0         |      |      |       |           |
| 8- 8              | 1- 1     | 0- 2      | HOME           | 1- 4       | 2- 1        | 4- 0          |      |      |       |           |
| 4- 7              | 0- 0     | 0- 0      | AWAY           | 0- 0       | 0- 1        | 4- 0          |      |      |       |           |
| 6- 1              | 0- 1     | 1- 0      | NEUTRAL        | 1- 0       | 2- 0        | 2- 0          |      |      |       |           |
| 11- 1             | 0- 0     | 0- 1      | NON-CONFERENCE | 0- 0       | 4- 0        | 7- 0          |      |      |       |           |
| 6- 1              | 0- 0     | 0- 1      | HOME           | 0- 0       | 2- 0        | 4- 0          |      |      |       |           |
| 2- 0              | 0- 0     | 0- 0      | AWAY           | 0- 0       | 0- 0        | 2- 0          |      |      |       |           |
| 3- 0              | 0- 0     | 0- 0      | NEUTRAL        | 0- 0       | 2- 0        | 1- 0          |      |      |       |           |
| 7- 15             | 1- 5     | 1- 1      | CONFERENCE     | 2- 7       | 0- 2        | 3- 0          |      |      |       |           |
| 2- 7              | 1- 1     | 0- 1      | HOME           | 1- 4       | 0- 1        | 0- 0          |      |      |       |           |
| 2- 7              | 0- 3     | 0- 0      | AWAY           | 0- 3       | 0- 1        | 2- 0          |      |      |       |           |
| 3- 1              | 0- 1     | 1- 0      | NEUTRAL        | 1- 0       | 0- 0        | 1- 0          |      |      |       |           |

| RPI                       | S | Opponent        | Score | RPI | S | Opponent        | Score   | RPI | S | Opponent  | Score   | RPI | S | Opponent       | Score |
|---------------------------|---|-----------------|-------|-----|---|-----------------|---------|-----|---|-----------|---------|-----|---|----------------|-------|
| 6                         | A | Ohio St.        | 73 76 | 28  | H | DePaul          | 64 77   | 51  | A | Rutgers   | 59 61   | 110 | N | Creighton      | 75 52 |
| 6                         | H | Ohio St.        | 86 82 | 46  | H | Indiana         | 84 91   | 59  | H | Iowa      | 64 79   | 131 | A | Penn St.       | 72 79 |
| 8                         | A | Maryland        | 62 80 | 46  | N | Indiana         | 79 73   | 64  | H | Purdue    | 71 85   | 131 | H | Penn St.       | 54 73 |
| 8                         | H | Maryland        | 70 79 |     |   |                 |         | 75  | H | Michigan  | 65 70   | 141 | H | Western Mich.  | 86 62 |
| 8                         | N | Maryland        | 62 83 |     |   |                 |         | 81  | A | Minnesota | 92 95   | 148 | H | Milwaukee      | 69 44 |
| 17                        | A | Michigan St.    | 51 74 |     |   |                 |         | 81  | H | Minnesota | 106 112 | 149 | N | East Carolina  | 78 75 |
|                           |   |                 |       |     |   |                 |         | 81  | N | Minnesota | 84 74   | 153 | A | North Carolina | 85 72 |
|                           |   |                 |       |     |   |                 |         | 94  | A | Nebraska  | 67 76   | 175 | A | Loyola Chicago | 81 72 |
|                           |   |                 |       |     |   |                 |         | 94  | H | Nebraska  | 85 62   | 178 | N | Eastern Wash.  | 74 70 |
|                           |   |                 |       |     |   |                 |         |     |   |           |         | 179 | A | Illinois       | 69 59 |
|                           |   |                 |       |     |   |                 |         |     |   |           |         | 192 | H | Idaho St.      | 72 36 |
|                           |   |                 |       |     |   |                 |         |     |   |           |         | 197 | A | Wisconsin      | 71 53 |
|                           |   |                 |       |     |   |                 |         |     |   |           |         | 197 | N | Wisconsin      | 76 72 |
|                           |   |                 |       |     |   |                 |         |     |   |           |         | 296 | H | Alcorn         | 91 47 |
|                           |   |                 |       |     |   |                 |         |     |   |           |         | 302 | H | UMKC           | 80 38 |
|                           |   |                 |       |     |   |                 |         |     |   |           |         | 328 | H | Howard         | 89 49 |
| LAST 12 Division I GAMES: |   |                 |       |     |   |                 |         |     |   |           |         |     |   |                |       |
|                           |   | 8 N Maryland    | 62 83 |     |   | 197 A Wisconsin | 71 53   |     |   |           |         |     |   |                |       |
|                           |   | 46 N Indiana    | 79 73 |     |   | 131 H Penn St.  | 54 73   |     |   |           |         |     |   |                |       |
|                           |   | 81 N Minnesota  | 84 74 |     |   | 8 H Maryland    | 70 79   |     |   |           |         |     |   |                |       |
|                           |   | 197 N Wisconsin | 76 72 |     |   | 51 A Rutgers    | 59 61   |     |   |           |         |     |   |                |       |
|                           |   | 94 A Nebraska   | 67 76 |     |   | 81 H Minnesota  | 106 112 |     |   |           |         |     |   |                |       |
|                           |   | 75 H Michigan   | 65 70 |     |   | 179 A Illinois  | 69 59   |     |   |           |         |     |   |                |       |

Non-Div I Games:

Northwestern

■ Loss, 
 ■ Non-Conf, S Site, 
 ■ Home 
 ■ Away 
 N Neutral

| Average RPI Win:  | 264      | WON-LOST  | WINNING        | LAST 10    | STRENGTH OF | OPP. STRENGTH | TEAM | ADJ. | CONF. | ADJ CONF. |
|-------------------|----------|-----------|----------------|------------|-------------|---------------|------|------|-------|-----------|
| Average RPI Loss: | 126      | RECORD    | PCT. RANK      | GAMES      | SCHEDULE    | OF SCHEDULE   | RPI  | RPI  | RPI   | RPI       |
| DIV. I ONLY       | 15- 10   | 113       | 8- 2           | 125        | 312         | 116           | 116  | 26   | 26    |           |
| DIV. I NON-CONF.  | 2- 5     | 253       | 0- 0           | 4          | 275         | 126           | 126  | 26   | 26    |           |
| TOTALS            | RPI 1-25 | RPI 26-50 | W-L RECORDS    | RPI 51-100 | RPI 101-150 | RPI 150+      |      |      |       |           |
| 15- 10            | 0- 2     | 0- 0      | OVERALL        | 1- 2       | 1- 3        | 13- 3         |      |      |       |           |
| 10- 1             | 0- 0     | 0- 0      | HOME           | 0- 1       | 1- 0        | 9- 0          |      |      |       |           |
| 5- 8              | 0- 1     | 0- 0      | AWAY           | 1- 0       | 0- 0        | 4- 0          |      |      |       |           |
| 0- 1              | 0- 0     | 0- 0      | NEUTRAL        | 0- 0       | 0- 1        | 0- 0          |      |      |       |           |
| 2- 5              | 0- 2     | 0- 0      | NON-CONFERENCE | 0- 0       | 0- 2        | 2- 1          |      |      |       |           |
| 2- 0              | 0- 0     | 0- 0      | HOME           | 0- 0       | 0- 0        | 2- 0          |      |      |       |           |
| 0- 4              | 0- 2     | 0- 0      | AWAY           | 0- 0       | 0- 1        | 0- 1          |      |      |       |           |
| 0- 1              | 0- 0     | 0- 0      | NEUTRAL        | 0- 0       | 0- 1        | 0- 0          |      |      |       |           |
| 13- 5             | 0- 0     | 0- 0      | CONFERENCE     | 1- 2       | 1- 1        | 11- 2         |      |      |       |           |
| 8- 1              | 0- 0     | 0- 0      | HOME           | 0- 1       | 1- 0        | 7- 0          |      |      |       |           |
| 5- 4              | 0- 0     | 0- 0      | AWAY           | 1- 1       | 0- 1        | 4- 2          |      |      |       |           |
| 0- 0              | 0- 0     | 0- 0      | NEUTRAL        | 0- 0       | 0- 0        | 0- 0          |      |      |       |           |

| RPI                       | S | Opponent         | Score | RPI | S | Opponent         | Score | RPI | S | Opponent          | Score | RPI | S | Opponent           | Score | Team's RPI: 116 |
|---------------------------|---|------------------|-------|-----|---|------------------|-------|-----|---|-------------------|-------|-----|---|--------------------|-------|-----------------|
| 2                         | A | Baylor           | 44 86 |     |   |                  |       | 76  | A | Abilene Christian | 46 67 | 108 | A | New Mexico St.     | 54 65 |                 |
| 7                         | A | Texas            | 33 86 |     |   |                  |       | 98  | A | Central Ark.      | 60 56 | 129 | N | Long Beach St.     | 59 60 |                 |
|                           |   |                  |       |     |   |                  |       | 98  | H | Central Ark.      | 49 74 | 144 | A | McNeese St.        | 74 78 |                 |
|                           |   |                  |       |     |   |                  |       |     |   |                   |       | 144 | H | McNeese St.        | 85 64 |                 |
|                           |   |                  |       |     |   |                  |       |     |   |                   |       | 186 | H | Grambling          | 71 62 |                 |
|                           |   |                  |       |     |   |                  |       |     |   |                   |       | 195 | A | SMU                | 36 74 |                 |
|                           |   |                  |       |     |   |                  |       |     |   |                   |       | 199 | A | SFA                | 52 68 |                 |
|                           |   |                  |       |     |   |                  |       |     |   |                   |       | 199 | H | SFA                | 72 51 |                 |
|                           |   |                  |       |     |   |                  |       |     |   |                   |       | 237 | H | Sam Houston St.    | 69 49 |                 |
|                           |   |                  |       |     |   |                  |       |     |   |                   |       | 248 | H | Houston Baptist    | 55 44 |                 |
|                           |   |                  |       |     |   |                  |       |     |   |                   |       | 287 | A | Lamar              | 73 51 |                 |
|                           |   |                  |       |     |   |                  |       |     |   |                   |       | 304 | A | Nicholls St.       | 61 70 |                 |
|                           |   |                  |       |     |   |                  |       |     |   |                   |       | 304 | H | Nicholls St.       | 66 62 |                 |
|                           |   |                  |       |     |   |                  |       |     |   |                   |       | 308 | H | Jackson St.        | 59 54 |                 |
|                           |   |                  |       |     |   |                  |       |     |   |                   |       | 313 | H | A&M-Corpus Christi | 60 43 |                 |
|                           |   |                  |       |     |   |                  |       |     |   |                   |       | 319 | A | Southeastern La.   | 73 58 |                 |
|                           |   |                  |       |     |   |                  |       |     |   |                   |       | 319 | H | Southeastern La.   | 82 62 |                 |
|                           |   |                  |       |     |   |                  |       |     |   |                   |       | 330 | A | Incarinate Word    | 53 48 |                 |
|                           |   |                  |       |     |   |                  |       |     |   |                   |       | 331 | A | New Orleans        | 58 46 |                 |
|                           |   |                  |       |     |   |                  |       |     |   |                   |       | 331 | H | New Orleans        | 70 53 |                 |
| LAST 12 Division I GAMES: |   |                  |       |     |   |                  |       |     |   |                   |       |     |   |                    |       |                 |
| 331                       | A | New Orleans      | 58 46 | 98  | A | Central Ark.     | 60 56 |     |   |                   |       |     |   |                    |       |                 |
| 199                       | H | SFA              | 72 51 | 199 | A | SFA              | 52 68 |     |   |                   |       |     |   |                    |       |                 |
| 319                       | A | Southeastern La. | 73 58 | 319 | H | Southeastern La. | 82 62 |     |   |                   |       |     |   |                    |       |                 |
| 331                       | H | New Orleans      | 70 53 | 98  | H | Central Ark.     | 49 74 |     |   |                   |       |     |   |                    |       |                 |
| 304                       | H | Nicholls St.     | 66 62 | 144 | A | McNeese St.      | 74 78 |     |   |                   |       |     |   |                    |       |                 |
| 144                       | H | McNeese St.      | 85 64 | 304 | A | Nicholls St.     | 61 70 |     |   |                   |       |     |   |                    |       |                 |

Non-Div I Games: LeTourneau 73 44 Xavier (LA) 73 57 LSU-Alexandria 94 65 Central Baptist 86 56 Northwestern St.

Notre Dame

Through Games Of March 7, 2016

| Non-Conference Games |          |          |           | Through Games of March 7, 2010 |                |               |            |      |             |           |
|----------------------|----------|----------|-----------|--------------------------------|----------------|---------------|------------|------|-------------|-----------|
| Average RPI Win:     | 85       | WON-LOST | WINNING   | LAST 10                        | STRENGTH OF    | OPP. STRENGTH | TEAM       | ADJ. | CONF.       | ADJ CONF. |
| Average RPI Loss:    | 3        | RECORD   | PCT. RANK | GAMES                          | SCHEDULE       | OF SCHEDULE   | RPI        | RPI  | RPI         | RPI       |
| DIV. I ONLY          |          | 31- 1    | 3         | 10- 0                          | 2              | 8             | 1          | 1    | 4           | 4         |
| DIV. I NON-CONF.     |          | 12- 1    | 9         | 1- 0                           | 7              | 2             | 2          | 2    | 5           | 5         |
| -----                |          |          |           |                                |                |               |            |      |             |           |
| TOTALS               | RPI 1-25 |          | RPI 26-50 |                                | W-L RECORDS    |               | RPI 51-100 |      | RPI 101-150 | RPI 150+  |
| 31- 1                | 7- 1     |          | 7- 0      |                                | OVERALL        |               | 4- 0       |      | 9- 0        | 4- 0      |
| 14- 0                | 3- 0     |          | 4- 0      |                                | HOME           |               | 2- 0       |      | 3- 0        | 2- 0      |
| 12- 1                | 2- 1     |          | 1- 0      |                                | AWAY           |               | 2- 0       |      | 6- 0        | 1- 0      |
| 5- 0                 | 2- 0     |          | 2- 0      |                                | NEUTRAL        |               | 0- 0       |      | 0- 0        | 1- 0      |
| 12- 1                | 3- 1     |          | 2- 0      |                                | NON-CONFERENCE |               | 2- 0       |      | 3- 0        | 2- 0      |
| 6- 0                 | 2- 0     |          | 2- 0      |                                | HOME           |               | 1- 0       |      | 1- 0        | 0- 0      |
| 4- 1                 | 0- 1     |          | 0- 0      |                                | AWAY           |               | 1- 0       |      | 2- 0        | 1- 0      |
| 2- 0                 | 1- 0     |          | 0- 0      |                                | NEUTRAL        |               | 0- 0       |      | 0- 0        | 1- 0      |
| 19- 0                | 4- 0     |          | 5- 0      |                                | CONFERENCE     |               | 2- 0       |      | 6- 0        | 2- 0      |
| 8- 0                 | 1- 0     |          | 2- 0      |                                | HOME           |               | 1- 0       |      | 2- 0        | 2- 0      |
| 8- 0                 | 2- 0     |          | 1- 0      |                                | AWAY           |               | 1- 0       |      | 4- 0        | 0- 0      |
| 3- 0                 | 1- 0     |          | 2- 0      |                                | NEUTRAL        |               | 0- 0       |      | 0- 0        | 0- 0      |

| RPI                       | S | Opponent             | Score | RPI | S | Opponent                | Score | RPI | S | Opponent         | Score | RPI | S | Opponent       | Score |
|---------------------------|---|----------------------|-------|-----|---|-------------------------|-------|-----|---|------------------|-------|-----|---|----------------|-------|
| 3                         | A | UConn                | 81 91 | 26  | H | Miami (FL)              | 90 69 | 60  | A | South Dakota St. | 75 64 | 105 | H | Toledo         | 74 39 |
| 5                         | H | Oregon St.           | 62 61 | 26  | N | Miami (FL)              | 78 67 | 72  | A | Georgia Tech     | 54 42 | 107 | A | TCU            | 88 72 |
| 6                         | H | Ohio St.             | 75 72 | 27  | H | Tennessee               | 79 66 | 72  | H | Georgia Tech     | 85 76 | 109 | A | Virginia       | 74 46 |
| 9                         | N | UCLA                 | 92 84 | 28  | H | DePaul                  | 95 90 | 90  | H | Bucknell         | 85 54 | 115 | A | Saint Joseph's | 91 55 |
| 13                        | H | Syracuse             | 90 62 | 47  | A | Duke                    | 68 61 |     |   |                  |       | 118 | A | Boston College | 63 50 |
| 13                        | N | Syracuse             | 68 57 | 47  | N | Duke                    | 83 54 |     |   |                  |       | 118 | H | Boston College | 70 58 |
| 15                        | A | Louisville           | 66 61 | 50  | H | North Carolina St.      | 82 46 |     |   |                  |       | 120 | H | Virginia Tech  | 80 41 |
| 16                        | A | Florida St.          | 73 66 |     |   |                         |       |     |   |                  |       | 125 | A | Pittsburgh     | 65 55 |
|                           |   |                      |       |     |   |                         |       |     |   |                  |       |     |   |                |       |
| LAST 12 Division I GAMES: |   |                      |       |     |   |                         |       |     |   |                  |       |     |   |                |       |
|                           |   | 13 N Syracuse        | 68 57 |     |   | 16 A Florida St.        | 73 66 |     |   |                  |       |     |   |                |       |
|                           |   | 26 N Miami (FL)      | 78 67 |     |   | 139 A Wake Forest       | 86 52 |     |   |                  |       |     |   |                |       |
|                           |   | 47 N Duke            | 83 54 |     |   | 26 H Miami (FL)         | 90 69 |     |   |                  |       |     |   |                |       |
|                           |   | 9 N UCLA             | 92 84 |     |   | 15 A Louisville         | 66 61 |     |   |                  |       |     |   |                |       |
|                           |   | 118 H Boston College | 70 58 |     |   | 50 H North Carolina St. | 82 46 |     |   |                  |       |     |   |                |       |
|                           |   | 258 H Clemson        | 71 52 |     |   | 47 A Duke               | 68 61 |     |   |                  |       |     |   |                |       |

Non-Div I Games:

Notre Dame

Loss, Non-Conf, S Site, H Home A Away N Neutral

## Oakland

Through Games Of March 7, 2016

|                              |               |            |                |             |               |            |            |           |           |
|------------------------------|---------------|------------|----------------|-------------|---------------|------------|------------|-----------|-----------|
| Average RPI Win: <b>230</b>  | WON-LOST      | WINNING    | LAST 10        | STRENGTH OF | OPP. STRENGTH | TEAM       | ADJ.       | CONF.     | ADJ CONF. |
| Average RPI Loss: <b>148</b> | RECORD        | PCT. RANK  | GAMES          | SCHEDULE    | OF SCHEDULE   | RPI        | RPI        | RPI       | RPI       |
| DIV. I ONLY                  | <b>13- 14</b> | <b>184</b> | <b>3- 7</b>    | <b>237</b>  | <b>168</b>    | <b>204</b> | <b>204</b> | <b>14</b> | <b>14</b> |
| DIV. I NON-CONF.             | <b>6- 3</b>   | <b>99</b>  | <b>0- 0</b>    | <b>340</b>  | <b>263</b>    | <b>223</b> | <b>223</b> | <b>16</b> | <b>16</b> |
| TOTALS                       | RPI 1-25      | RPI 26-50  | W-L RECORDS    | RPI 51-100  | RPI 101-150   | RPI 150+   |            |           |           |
| 13- 14                       | 2- 1          | 0- 0       | OVERALL        | 0- 1        | 1- 9          | 10- 3      |            |           |           |
| 6- 7                         | 1- 1          | 0- 0       | HOME           | 0- 1        | 0- 5          | 5- 0       |            |           |           |
| 7- 7                         | 1- 0          | 0- 0       | AWAY           | 0- 0        | 1- 4          | 5- 3       |            |           |           |
| 0- 0                         | 0- 0          | 0- 0       | NEUTRAL        | 0- 0        | 0- 0          | 0- 0       |            |           |           |
| 6- 3                         | 0- 1          | 0- 0       | NON-CONFERENCE | 0- 1        | 0- 0          | 6- 1       |            |           |           |
| 2- 2                         | 0- 1          | 0- 0       | HOME           | 0- 1        | 0- 0          | 2- 0       |            |           |           |
| 4- 1                         | 0- 0          | 0- 0       | AWAY           | 0- 0        | 0- 0          | 4- 1       |            |           |           |
| 0- 0                         | 0- 0          | 0- 0       | NEUTRAL        | 0- 0        | 0- 0          | 0- 0       |            |           |           |
| 7- 11                        | 2- 0          | 0- 0       | CONFERENCE     | 0- 0        | 1- 9          | 4- 2       |            |           |           |
| 4- 5                         | 1- 0          | 0- 0       | HOME           | 0- 0        | 0- 5          | 3- 0       |            |           |           |
| 3- 6                         | 1- 0          | 0- 0       | AWAY           | 0- 0        | 1- 4          | 1- 2       |            |           |           |
| 0- 0                         | 0- 0          | 0- 0       | NEUTRAL        | 0- 0        | 0- 0          | 0- 0       |            |           |           |

| RPI 1-25                  |   |              |              | RPI 26-50 |   |                |              | RPI 51-100 |   |               |               | RPI 101+ Team's RPI: 204 |   |                |              |
|---------------------------|---|--------------|--------------|-----------|---|----------------|--------------|------------|---|---------------|---------------|--------------------------|---|----------------|--------------|
| RPI                       | S | Opponent     | Score        | RPI       | S | Opponent       | Score        | RPI        | S | Opponent      | Score         | RPI                      | S | Opponent       | Score        |
| 17                        | H | Michigan St. | 62 <b>82</b> |           |   |                |              | 69         | H | Central Mich. | 87 <b>110</b> | 103                      | A | Wright St.     | 63 <b>79</b> |
| 25                        | A | Green Bay    | 58 56        |           |   |                |              |            |   |               |               | 103                      | H | Wright St.     | 72 <b>77</b> |
| 25                        | H | Green Bay    | 77 69        |           |   |                |              |            |   |               |               | 126                      | A | Youngstown St. | 63 <b>67</b> |
|                           |   |              |              |           |   |                |              |            |   |               |               | 126                      | H | Youngstown St. | 77 <b>96</b> |
|                           |   |              |              |           |   |                |              |            |   |               |               | 143                      | A | Detroit        | 79 73        |
|                           |   |              |              |           |   |                |              |            |   |               |               | 143                      | H | Detroit        | 77 <b>82</b> |
|                           |   |              |              |           |   |                |              |            |   |               |               | 148                      | A | Milwaukee      | 64 <b>77</b> |
|                           |   |              |              |           |   |                |              |            |   |               |               | 148                      | H | Milwaukee      | 95 <b>98</b> |
|                           |   |              |              |           |   |                |              |            |   |               |               | 150                      | A | Northern Ky.   | 64 <b>80</b> |
|                           |   |              |              |           |   |                |              |            |   |               |               | 150                      | H | Northern Ky.   | 71 <b>75</b> |
|                           |   |              |              |           |   |                |              |            |   |               |               | 214                      | H | Dartmouth      | 78 60        |
|                           |   |              |              |           |   |                |              |            |   |               |               | 241                      | A | Valparaiso     | 66 <b>81</b> |
|                           |   |              |              |           |   |                |              |            |   |               |               | 241                      | H | Valparaiso     | 87 77        |
|                           |   |              |              |           |   |                |              |            |   |               |               | 252                      | A | Ill.-Chicago   | 78 76        |
|                           |   |              |              |           |   |                |              |            |   |               |               | 252                      | H | Ill.-Chicago   | 78 73        |
|                           |   |              |              |           |   |                |              |            |   |               |               | 262                      | A | Cleveland St.  | 75 <b>88</b> |
|                           |   |              |              |           |   |                |              |            |   |               |               | 262                      | H | Cleveland St.  | 79 69        |
|                           |   |              |              |           |   |                |              |            |   |               |               | 276                      | A | Vermont        | 74 68        |
|                           |   |              |              |           |   |                |              |            |   |               |               | 282                      | A | Miami (OH)     | 54 <b>65</b> |
|                           |   |              |              |           |   |                |              |            |   |               |               | 289                      | A | Niagara        | 77 67        |
|                           |   |              |              |           |   |                |              |            |   |               |               | 315                      | H | IPFW           | 81 74        |
|                           |   |              |              |           |   |                |              |            |   |               |               | 344                      | A | Chicago St.    | 74 51        |
|                           |   |              |              |           |   |                |              |            |   |               |               | 347                      | A | Norfolk St.    | 83 73        |
| LAST 12 Division I GAMES: |   |              |              |           |   |                |              |            |   |               |               |                          |   |                |              |
| 25                        | H | Green Bay    | 77 69        | 241       | H | Valparaiso     | 87 77        |            |   |               |               |                          |   |                |              |
| 148                       | H | Milwaukee    | 95 <b>98</b> | 262       | A | Cleveland St.  | 75 <b>88</b> |            |   |               |               |                          |   |                |              |
| 143                       | H | Detroit      | 77 <b>82</b> | 126       | A | Youngstown St. | 63 <b>67</b> |            |   |               |               |                          |   |                |              |
| 150                       | A | Northern Ky. | 64 <b>80</b> | 148       | A | Milwaukee      | 64 <b>77</b> |            |   |               |               |                          |   |                |              |
| 103                       | A | Wright St.   | 63 <b>79</b> | 25        | A | Green Bay      | 58 56        |            |   |               |               |                          |   |                |              |
| 252                       | H | Ill.-Chicago | 78 73        | 143       | A | Detroit        | 79 73        |            |   |               |               |                          |   |                |              |

Non-Div I Games: Rochester College 83 49 Mich.-Dearborn 123 38

Oakland

Loss, Non-Conf, S Site, H Home A Away N Neutral

|                              |              |           |                |             |               |           |           |           |           |
|------------------------------|--------------|-----------|----------------|-------------|---------------|-----------|-----------|-----------|-----------|
| Average RPI Win: <b>188</b>  | WON-LOST     | WINNING   | LAST 10        | STRENGTH OF | OPP. STRENGTH | TEAM      | ADJ.      | CONF.     | ADJ CONF. |
| Average RPI Loss: <b>106</b> | RECORD       | PCT. RANK | GAMES          | SCHEDULE    | OF SCHEDULE   | RPI       | RPI       | RPI       | RPI       |
| DIV. I ONLY                  | <b>24- 5</b> | <b>23</b> | <b>8- 2</b>    | <b>170</b>  | <b>117</b>    | <b>42</b> | <b>42</b> | <b>11</b> | <b>11</b> |
| DIV. I NON-CONF.             | <b>8- 3</b>  | <b>77</b> | <b>0- 0</b>    | <b>195</b>  | <b>61</b>     | <b>67</b> | <b>67</b> | <b>13</b> | <b>13</b> |
| TOTALS                       | RPI 1-25     | RPI 26-50 | W-L RECORDS    | RPI 51-100  | RPI 101-150   | RPI 150+  |           |           |           |
| 24- 5                        | 0- 1         | 1- 0      | OVERALL        | 6- 1        | 5- 2          | 12- 1     |           |           |           |
| 11- 1                        | 0- 0         | 0- 0      | HOME           | 3- 0        | 2- 1          | 6- 0      |           |           |           |
| 9- 4                         | 0- 0         | 0- 0      | AWAY           | 2- 1        | 2- 0          | 5- 0      |           |           |           |
| 4- 0                         | 0- 0         | 1- 0      | NEUTRAL        | 1- 0        | 1- 0          | 1- 0      |           |           |           |
| 8- 3                         | 0- 1         | 1- 0      | NON-CONFERENCE | 2- 1        | 1- 0          | 4- 1      |           |           |           |
| 3- 0                         | 0- 0         | 0- 0      | HOME           | 1- 0        | 0- 0          | 2- 0      |           |           |           |
| 1- 3                         | 0- 1         | 0- 0      | AWAY           | 0- 1        | 0- 0          | 1- 1      |           |           |           |
| 4- 0                         | 0- 0         | 1- 0      | NEUTRAL        | 1- 0        | 1- 0          | 1- 0      |           |           |           |
| 16- 2                        | 0- 0         | 0- 0      | CONFERENCE     | 4- 0        | 4- 2          | 8- 0      |           |           |           |
| 8- 1                         | 0- 0         | 0- 0      | HOME           | 2- 0        | 2- 1          | 4- 0      |           |           |           |
| 8- 1                         | 0- 0         | 0- 0      | AWAY           | 2- 0        | 2- 1          | 4- 0      |           |           |           |
| 0- 0                         | 0- 0         | 0- 0      | NEUTRAL        | 0- 0        | 0- 0          | 0- 0      |           |           |           |

| RPI 1-25                  |   |               |        | RPI 26-50 |   |               |       | Team's RPI: 42 |   |               |       | RPI 51-100 |   |                    |        | RPI 101+ |   |          |       |
|---------------------------|---|---------------|--------|-----------|---|---------------|-------|----------------|---|---------------|-------|------------|---|--------------------|--------|----------|---|----------|-------|
| RPI                       | S | Opponent      | Score  | RPI       | S | Opponent      | Score | RPI            | S | Opponent      | Score | RPI        | S | Opponent           | Score  | RPI      | S | Opponent | Score |
| 18                        | A | Duquesne      | 47 64  | 46        | N | Indiana       | 63 56 | 56             | A | Ball St.      | 68 67 | 105        | A | Toledo             | 77 57  |          |   |          |       |
|                           |   |               |        |           |   |               |       | 56             | H | Ball St.      | 73 48 | 123        | A | Akron              | 101 73 |          |   |          |       |
|                           |   |               |        |           |   |               |       | 66             | H | Middle Tenn.  | 72 49 | 123        | H | Akron              | 75 55  |          |   |          |       |
|                           |   |               |        |           |   |               |       | 67             | N | FGCU          | 69 57 | 130        | A | Buffalo            | 43 51  |          |   |          |       |
|                           |   |               |        |           |   |               |       | 69             | H | Central Mich. | 86 84 | 130        | H | Buffalo            | 58 70  |          |   |          |       |
|                           |   |               |        |           |   |               |       | 74             | A | Vanderbilt    | 59 62 | 141        | H | Western Mich.      | 73 63  |          |   |          |       |
|                           |   |               |        |           |   |               |       | 88             | A | Eastern Mich. | 71 64 | 149        | N | East Carolina      | 64 61  |          |   |          |       |
|                           |   |               |        |           |   |               |       |                |   |               |       | 179        | A | Illinois           | 53 62  |          |   |          |       |
|                           |   |               |        |           |   |               |       |                |   |               |       | 259        | A | Bowling Green      | 72 57  |          |   |          |       |
|                           |   |               |        |           |   |               |       |                |   |               |       | 259        | H | Bowling Green      | 75 58  |          |   |          |       |
|                           |   |               |        |           |   |               |       |                |   |               |       | 260        | A | Northern Ill.      | 72 47  |          |   |          |       |
|                           |   |               |        |           |   |               |       |                |   |               |       | 260        | H | Northern Ill.      | 95 70  |          |   |          |       |
|                           |   |               |        |           |   |               |       |                |   |               |       | 263        | H | Saint Francis (PA) | 91 65  |          |   |          |       |
|                           |   |               |        |           |   |               |       |                |   |               |       | 269        | A | UNCW               | 75 59  |          |   |          |       |
|                           |   |               |        |           |   |               |       |                |   |               |       | 282        | A | Miami (OH)         | 77 58  |          |   |          |       |
|                           |   |               |        |           |   |               |       |                |   |               |       | 282        | H | Miami (OH)         | 72 44  |          |   |          |       |
|                           |   |               |        |           |   |               |       |                |   |               |       | 315        | H | IPFW               | 79 52  |          |   |          |       |
|                           |   |               |        |           |   |               |       |                |   |               |       | 318        | A | Kent St.           | 93 54  |          |   |          |       |
|                           |   |               |        |           |   |               |       |                |   |               |       | 318        | H | Kent St.           | 86 52  |          |   |          |       |
|                           |   |               |        |           |   |               |       |                |   |               |       | 326        | N | Winthrop           | 75 54  |          |   |          |       |
| LAST 12 Division I GAMES: |   |               |        |           |   |               |       |                |   |               |       |            |   |                    |        |          |   |          |       |
| 282                       | A | Miami (OH)    | 77 58  | 105       | A | Toledo        | 77 57 |                |   |               |       |            |   |                    |        |          |   |          |       |
| 259                       | H | Bowling Green | 75 58  | 260       | H | Northern Ill. | 95 70 |                |   |               |       |            |   |                    |        |          |   |          |       |
| 130                       | H | Buffalo       | 58 70  | 130       | A | Buffalo       | 43 51 |                |   |               |       |            |   |                    |        |          |   |          |       |
| 318                       | H | Kent St.      | 86 52  | 56        | A | Ball St.      | 68 67 |                |   |               |       |            |   |                    |        |          |   |          |       |
| 123                       | A | Akron         | 101 73 | 123       | H | Akron         | 75 55 |                |   |               |       |            |   |                    |        |          |   |          |       |
| 282                       | H | Miami (OH)    | 72 44  | 260       | A | Northern Ill. | 72 47 |                |   |               |       |            |   |                    |        |          |   |          |       |

Non-Div I Games:

Ohio

■ Loss, 
■ Non-Conf, S Site, 
■ Home 
■ Away 
N Neutral

|                      |      |          |           |                |             |      |               |             |      |          |           |
|----------------------|------|----------|-----------|----------------|-------------|------|---------------|-------------|------|----------|-----------|
| Average RPI Win: 103 |      | WON-LOST | WINNING   | LAST 10        | STRENGTH OF |      | OPP. STRENGTH | TEAM        | ADJ. | CONF.    | ADJ CONF. |
| Average RPI Loss: 32 |      | RECORD   | PCT. RANK | GAMES          | SCHEDULE    |      | OF SCHEDULE   | RPI         | RPI  | RPI      | RPI       |
| DIV. I ONLY          |      | 24- 7    | 35        | 7- 3           | 3           |      | 18            | 6           | 6    | 5        | 5         |
| DIV. I NON-CONF.     |      | 8- 3     | 77        | 0- 0           | 5           |      | 34            | 7           | 7    | 4        | 4         |
| TOTALS               |      | RPI 1-25 | RPI 26-50 |                | W-L RECORDS |      | RPI 51-100    | RPI 101-150 |      | RPI 150+ |           |
| 24- 7                | 4- 5 | 2- 0     |           | OVERALL        |             | 9- 2 | 3- 0          |             | 6- 0 |          |           |
| 14- 1                | 2- 1 | 2- 0     |           | HOME           |             | 5- 0 | 1- 0          |             | 4- 0 |          |           |
| 7- 5                 | 1- 3 | 0- 0     |           | AWAY           |             | 3- 2 | 1- 0          |             | 2- 0 |          |           |
| 3- 1                 | 1- 1 | 0- 0     |           | NEUTRAL        |             | 1- 0 | 1- 0          |             | 0- 0 |          |           |
| 8- 3                 | 1- 3 | 1- 0     |           | NON-CONFERENCE |             | 1- 0 | 2- 0          |             | 3- 0 |          |           |
| 5- 1                 | 0- 1 | 1- 0     |           | HOME           |             | 1- 0 | 1- 0          |             | 2- 0 |          |           |
| 1- 2                 | 0- 2 | 0- 0     |           | AWAY           |             | 0- 0 | 0- 0          |             | 1- 0 |          |           |
| 2- 0                 | 1- 0 | 0- 0     |           | NEUTRAL        |             | 0- 0 | 1- 0          |             | 0- 0 |          |           |
| 16- 4                | 3- 2 | 1- 0     |           | CONFERENCE     |             | 8- 2 | 1- 0          |             | 3- 0 |          |           |
| 9- 0                 | 2- 0 | 1- 0     |           | HOME           |             | 4- 0 | 0- 0          |             | 2- 0 |          |           |
| 6- 3                 | 1- 1 | 0- 0     |           | AWAY           |             | 3- 2 | 1- 0          |             | 1- 0 |          |           |
| 1- 1                 | 0- 1 | 0- 0     |           | NEUTRAL        |             | 1- 0 | 0- 0          |             | 0- 0 |          |           |

| RPI                       | S | Opponent       | Score   | RPI | S | Opponent     | Score | RPI | S | Opponent  | Score | RPI | S | Opponent   | Score  |
|---------------------------|---|----------------|---------|-----|---|--------------|-------|-----|---|-----------|-------|-----|---|------------|--------|
| 1                         | A | Notre Dame     | 72 75   | 33  | H | Princeton    | 90 70 | 51  | A | Rutgers   | 67 58 | 109 | H | Virginia   | 93 73  |
| 3                         | H | UConn          | 56 100  | 46  | H | Indiana      | 97 70 | 51  | H | Rutgers   | 90 78 | 127 | N | Liberty    | 75 65  |
| 4                         | A | South Carolina | 80 88   |     |   |              |       | 51  | N | Rutgers   | 73 58 | 131 | A | Penn St.   | 77 63  |
| 8                         | A | Maryland       | 80 71   |     |   |              |       | 59  | A | Iowa      | 98 81 | 179 | A | Illinois   | 80 70  |
| 8                         | H | Maryland       | 94 86   |     |   |              |       | 64  | H | Purdue    | 90 70 | 179 | H | Illinois   | 117 74 |
| 17                        | A | Michigan St.   | 105 107 |     |   |              |       | 75  | A | Michigan  | 97 93 | 197 | H | Wisconsin  | 87 61  |
| 17                        | H | Michigan St.   | 85 80   |     |   |              |       | 78  | H | Belmont   | 84 56 | 218 | H | N.C. A&T   | 89 56  |
| 17                        | N | Michigan St.   | 63 82   |     |   |              |       | 81  | A | Minnesota | 88 90 | 239 | A | Cincinnati | 105 76 |
| 19                        | N | Texas A&M      | 95 80   |     |   |              |       | 94  | H | Nebraska  | 96 70 | 345 | H | Wagner     | 106 47 |
| LAST 12 Division I GAMES: |   |                |         |     |   |              |       |     |   |           |       |     |   |            |        |
| 17                        | N | Michigan St.   | 63 82   | 131 | A | Penn St.     | 77 63 |     |   |           |       |     |   |            |        |
| 51                        | N | Rutgers        | 73 58   | 59  | A | Iowa         | 98 81 |     |   |           |       |     |   |            |        |
| 17                        | A | Michigan St.   | 105 107 | 8   | H | Maryland     | 94 86 |     |   |           |       |     |   |            |        |
| 81                        | A | Minnesota      | 88 90   | 197 | H | Wisconsin    | 87 61 |     |   |           |       |     |   |            |        |
| 179                       | H | Illinois       | 117 74  | 179 | A | Illinois     | 80 70 |     |   |           |       |     |   |            |        |
| 94                        | H | Nebraska       | 96 70   | 100 | H | Northwestern | 76 73 |     |   |           |       |     |   |            |        |

Non-Div I Games:

Ohio St.



|                   |          |           |                |            |             |               |      |      |       |           |
|-------------------|----------|-----------|----------------|------------|-------------|---------------|------|------|-------|-----------|
| Average RPI Win:  | 130      | WON-LOST  | WINNING        | LAST 10    | STRENGTH OF | OPP. STRENGTH | TEAM | ADJ. | CONF. | ADJ CONF. |
| Average RPI Loss: | 40       | RECORD    | PCT. RANK      | GAMES      | SCHEDULE    | OF SCHEDULE   | RPI  | RPI  | RPI   | RPI       |
| DIV. I ONLY       | 21- 10   | 76        | 6- 4           | 26         | 12          | 29            | 29   | 3    | 3     |           |
| DIV. I NON-CONF.  | 9- 2     | 37        | 0- 0           | 193        | 30          | 68            | 68   | 3    | 3     |           |
| TOTALS            | RPI 1-25 | RPI 26-50 | W-L RECORDS    | RPI 51-100 | RPI 101-150 | RPI 150+      |      |      |       |           |
| 21- 10            | 3- 6     | 3- 3      | OVERALL        | 1- 0       | 8- 0        | 6- 1          |      |      |       |           |
| 11- 3             | 3- 1     | 1- 1      | HOME           | 0- 0       | 4- 0        | 3- 1          |      |      |       |           |
| 7- 5              | 0- 3     | 1- 2      | AWAY           | 0- 0       | 3- 0        | 3- 0          |      |      |       |           |
| 3- 2              | 0- 2     | 1- 0      | NEUTRAL        | 1- 0       | 1- 0        | 0- 0          |      |      |       |           |
| 9- 2              | 1- 1     | 1- 0      | NON-CONFERENCE | 1- 0       | 2- 0        | 4- 1          |      |      |       |           |
| 4- 1              | 1- 0     | 0- 0      | HOME           | 0- 0       | 1- 0        | 2- 1          |      |      |       |           |
| 3- 0              | 0- 0     | 1- 0      | AWAY           | 0- 0       | 0- 0        | 2- 0          |      |      |       |           |
| 2- 1              | 0- 1     | 0- 0      | NEUTRAL        | 1- 0       | 1- 0        | 0- 0          |      |      |       |           |
| 12- 8             | 2- 5     | 2- 3      | CONFERENCE     | 0- 0       | 6- 0        | 2- 0          |      |      |       |           |
| 7- 2              | 2- 1     | 1- 1      | HOME           | 0- 0       | 3- 0        | 1- 0          |      |      |       |           |
| 4- 5              | 0- 3     | 0- 2      | AWAY           | 0- 0       | 3- 0        | 1- 0          |      |      |       |           |
| 1- 1              | 0- 1     | 1- 0      | NEUTRAL        | 0- 0       | 0- 0        | 0- 0          |      |      |       |           |

| RPI 1-25                  |   |                   |       | RPI 26-50 |   |                    |       | Team's RPI: 29 | RPI 51-100 |   |          |       | RPI 101+ |   |                |       |
|---------------------------|---|-------------------|-------|-----------|---|--------------------|-------|----------------|------------|---|----------|-------|----------|---|----------------|-------|
| RPI                       | S | Opponent          | Score | RPI       | S | Opponent           | Score |                | RPI        | S | Opponent | Score | RPI      | S | Opponent       | Score |
| 2                         | A | Baylor            | 68 78 | 30        | A | Oklahoma St.       | 42 73 |                | 87         | N | Utah     | 70 55 | 104      | H | Little Rock    | 65 52 |
| 2                         | H | Baylor            | 70 78 | 30        | H | Oklahoma St.       | 69 71 |                |            |   |          |       | 107      | A | TCU            | 78 65 |
| 2                         | N | Baylor            | 57 84 | 30        | N | Oklahoma St.       | 61 43 |                |            |   |          |       | 107      | H | TCU            | 77 64 |
| 7                         | A | Texas             | 76 83 | 32        | A | Washington         | 71 68 |                |            |   |          |       | 118      | N | Boston College | 76 61 |
| 7                         | H | Texas             | 74 56 | 49        | A | Kansas St.         | 71 87 |                |            |   |          |       | 128      | A | Iowa St.       | 77 71 |
| 14                        | H | BYU               | 73 47 | 49        | H | Kansas St.         | 68 58 |                |            |   |          |       | 128      | H | Iowa St.       | 85 54 |
| 19                        | N | Texas A&M         | 68 74 |           |   |                    |       |                |            |   |          |       | 138      | A | Texas Tech     | 70 60 |
| 22                        | A | West Virginia     | 55 63 |           |   |                    |       |                |            |   |          |       | 138      | H | Texas Tech     | 92 53 |
| 22                        | H | West Virginia     | 57 54 |           |   |                    |       |                |            |   |          |       | 193      | A | Tulsa          | 75 62 |
|                           |   |                   |       |           |   |                    |       |                |            |   |          |       | 220      | A | Kansas         | 72 66 |
|                           |   |                   |       |           |   |                    |       |                |            |   |          |       | 220      | H | Kansas         | 67 44 |
|                           |   |                   |       |           |   |                    |       |                |            |   |          |       | 238      | H | North Texas    | 57 61 |
|                           |   |                   |       |           |   |                    |       |                |            |   |          |       | 249      | H | UTSA           | 80 41 |
|                           |   |                   |       |           |   |                    |       |                |            |   |          |       | 303      | A | Bradley        | 79 46 |
|                           |   |                   |       |           |   |                    |       |                |            |   |          |       | 326      | H | Winthrop       | 78 48 |
| LAST 12 Division I GAMES: |   |                   |       |           |   |                    |       |                |            |   |          |       |          |   |                |       |
|                           |   | 2 N Baylor        | 57 84 |           |   | 22 A West Virginia | 55 63 |                |            |   |          |       |          |   |                |       |
|                           |   | 30 N Oklahoma St. | 61 43 |           |   | 7 H Texas          | 74 56 |                |            |   |          |       |          |   |                |       |
|                           |   | 138 A Texas Tech  | 70 60 |           |   | 49 A Kansas St.    | 71 87 |                |            |   |          |       |          |   |                |       |
|                           |   | 128 H Iowa St.    | 85 54 |           |   | 107 H TCU          | 77 64 |                |            |   |          |       |          |   |                |       |
|                           |   | 2 H Baylor        | 70 78 |           |   | 30 H Oklahoma St.  | 69 71 |                |            |   |          |       |          |   |                |       |
|                           |   | 220 A Kansas      | 72 66 |           |   | 128 A Iowa St.     | 77 71 |                |            |   |          |       |          |   |                |       |

Non-Div I Games:

Oklahoma

■ Loss, 
 ■ Non-Conf, 
 ■ S Site, 
 ■ Home 
 ■ A Away 
 N Neutral

| Average RPI Win:  | 142      | WON-LOST  | WINNING        | LAST 10    | STRENGTH OF | OPP. STRENGTH | TEAM | ADJ. | CONF. | ADJ CONF. |
|-------------------|----------|-----------|----------------|------------|-------------|---------------|------|------|-------|-----------|
| Average RPI Loss: | 41       | RECORD    | PCT. RANK      | GAMES      | SCHEDULE    | OF SCHEDULE   | RPI  | RPI  | RPI   | RPI       |
| DIV. I ONLY       | 21- 9    | 65        | 5- 5           | 47         | 36          | 30            | 30   | 3    | 3     |           |
| DIV. I NON-CONF.  | 10- 1    | 19        | 0- 0           | 172        | 212         | 38            | 38   | 3    | 3     |           |
| TOTALS            | RPI 1-25 | RPI 26-50 | W-L RECORDS    | RPI 51-100 | RPI 101-150 | RPI 150+      |      |      |       |           |
| 21- 9             | 2- 5     | 3- 2      | OVERALL        | 2- 0       | 6- 2        | 8- 0          |      |      |       |           |
| 16- 1             | 2- 1     | 2- 0      | HOME           | 1- 0       | 5- 0        | 6- 0          |      |      |       |           |
| 5- 7              | 0- 4     | 1- 1      | AWAY           | 1- 0       | 1- 2        | 2- 0          |      |      |       |           |
| 0- 1              | 0- 0     | 0- 1      | NEUTRAL        | 0- 0       | 0- 0        | 0- 0          |      |      |       |           |
| 10- 1             | 0- 1     | 0- 0      | NON-CONFERENCE | 2- 0       | 2- 0        | 6- 0          |      |      |       |           |
| 8- 0              | 0- 0     | 0- 0      | HOME           | 1- 0       | 2- 0        | 5- 0          |      |      |       |           |
| 2- 1              | 0- 1     | 0- 0      | AWAY           | 1- 0       | 0- 0        | 1- 0          |      |      |       |           |
| 0- 0              | 0- 0     | 0- 0      | NEUTRAL        | 0- 0       | 0- 0        | 0- 0          |      |      |       |           |
| 11- 8             | 2- 4     | 3- 2      | CONFERENCE     | 0- 0       | 4- 2        | 2- 0          |      |      |       |           |
| 8- 1              | 2- 1     | 2- 0      | HOME           | 0- 0       | 3- 0        | 1- 0          |      |      |       |           |
| 3- 6              | 0- 3     | 1- 1      | AWAY           | 0- 0       | 1- 2        | 1- 0          |      |      |       |           |
| 0- 1              | 0- 0     | 0- 1      | NEUTRAL        | 0- 0       | 0- 0        | 0- 0          |      |      |       |           |

| RPI S Opponent            | Score | RPI S Opponent     | Score | Team's RPI: 30 | RPI S Opponent      | Score | RPI S Opponent       | Score |
|---------------------------|-------|--------------------|-------|----------------|---------------------|-------|----------------------|-------|
| 2 A Baylor                | 41 66 | 29 A Oklahoma      | 71 69 |                | 91 A Missouri St.   | 74 55 | 107 A TCU            | 65 79 |
| 2 H Baylor                | 52 45 | 29 H Oklahoma      | 73 42 |                | 96 H Washington St. | 70 60 | 107 H TCU            | 80 52 |
| 7 A Texas                 | 55 70 | 29 N Oklahoma      | 43 61 |                |                     |       | 128 A Iowa St.       | 42 49 |
| 7 H Texas                 | 48 78 | 49 A Kansas St.    | 44 47 |                |                     |       | 128 H Iowa St.       | 79 76 |
| 20 A South Fla.           | 46 68 | 49 H Kansas St.    | 59 51 |                |                     |       | 137 H Oral Roberts   | 59 55 |
| 22 A West Virginia        | 48 82 |                    |       |                |                     |       | 138 A Texas Tech     | 69 46 |
| 22 H West Virginia        | 63 51 |                    |       |                |                     |       | 138 H Texas Tech     | 70 57 |
|                           |       |                    |       |                |                     |       | 147 H SIUE           | 86 61 |
|                           |       |                    |       |                |                     |       | 153 H North Carolina | 77 67 |
|                           |       |                    |       |                |                     |       | 191 H UTRGV          | 78 54 |
|                           |       |                    |       |                |                     |       | 220 A Kansas         | 74 46 |
|                           |       |                    |       |                |                     |       | 220 H Kansas         | 71 49 |
|                           |       |                    |       |                |                     |       | 234 H Texas Southern | 87 52 |
|                           |       |                    |       |                |                     |       | 277 A UCF            | 74 55 |
|                           |       |                    |       |                |                     |       | 287 H Lamar          | 90 45 |
|                           |       |                    |       |                |                     |       | 293 H Savannah St.   | 76 48 |
| LAST 12 Division I GAMES: |       |                    |       |                |                     |       |                      |       |
| 29 N Oklahoma             | 43 61 | 22 H West Virginia | 63 51 |                |                     |       |                      |       |
| 49 H Kansas St.           | 59 51 | 7 A Texas          | 55 70 |                |                     |       |                      |       |
| 22 A West Virginia        | 48 82 | 138 H Texas Tech   | 70 57 |                |                     |       |                      |       |
| 220 H Kansas              | 71 49 | 29 A Oklahoma      | 71 69 |                |                     |       |                      |       |
| 107 A TCU                 | 65 79 | 107 H TCU          | 80 52 |                |                     |       |                      |       |
| 2 A Baylor                | 41 66 | 220 A Kansas       | 74 46 |                |                     |       |                      |       |

Non-Div I Games:

Oklahoma St.

■ Loss, 
 ■ Non-Conf, S Site, 
 ■ Home 
 ■ Away 
 N Neutral

|                   |          |           |                |            |             |               |      |      |       |           |
|-------------------|----------|-----------|----------------|------------|-------------|---------------|------|------|-------|-----------|
| Average RPI Win:  | 206      | WON-LOST  | WINNING        | LAST 10    | STRENGTH OF | OPP. STRENGTH | TEAM | ADJ. | CONF. | ADJ CONF. |
| Average RPI Loss: | 120      | RECORD    | PCT. RANK      | GAMES      | SCHEDULE    | OF SCHEDULE   | RPI  | RPI  | RPI   | RPI       |
| DIV. I ONLY       | 14- 16   | 191       | 6- 4           | 107        | 143         | 154           | 154  | 12   | 12    |           |
| DIV. I NON-CONF.  | 4- 8     | 234       | 0- 0           | 130        | 221         | 214           | 214  | 10   | 10    |           |
| TOTALS            | RPI 1-25 | RPI 26-50 | W-L RECORDS    | RPI 51-100 | RPI 101-150 | RPI 150+      |      |      |       |           |
| 14- 16            | 0- 1     | 0- 4      | OVERALL        | 3- 2       | 1- 2        | 10- 7         |      |      |       |           |
| 9- 4              | 0- 0     | 0- 2      | HOME           | 1- 0       | 1- 0        | 7- 2          |      |      |       |           |
| 5- 9              | 0- 0     | 0- 2      | AWAY           | 2- 1       | 0- 1        | 3- 5          |      |      |       |           |
| 0- 3              | 0- 1     | 0- 0      | NEUTRAL        | 0- 1       | 0- 1        | 0- 0          |      |      |       |           |
| 4- 8              | 0- 1     | 0- 1      | NON-CONFERENCE | 0- 2       | 0- 1        | 4- 3          |      |      |       |           |
| 2- 2              | 0- 0     | 0- 1      | HOME           | 0- 0       | 0- 0        | 2- 1          |      |      |       |           |
| 2- 3              | 0- 0     | 0- 0      | AWAY           | 0- 1       | 0- 0        | 2- 2          |      |      |       |           |
| 0- 3              | 0- 1     | 0- 0      | NEUTRAL        | 0- 1       | 0- 1        | 0- 0          |      |      |       |           |
| 10- 8             | 0- 0     | 0- 3      | CONFERENCE     | 3- 0       | 1- 1        | 6- 4          |      |      |       |           |
| 7- 2              | 0- 0     | 0- 1      | HOME           | 1- 0       | 1- 0        | 5- 1          |      |      |       |           |
| 3- 6              | 0- 0     | 0- 2      | AWAY           | 2- 0       | 0- 1        | 1- 3          |      |      |       |           |
| 0- 0              | 0- 0     | 0- 0      | NEUTRAL        | 0- 0       | 0- 0        | 0- 0          |      |      |       |           |

| RPI 1-25                  |   |             | RPI 26-50 |     |   | RPI 51-100    |       |     | RPI 101+ Team's RPI: 154 |                  |       |
|---------------------------|---|-------------|-----------|-----|---|---------------|-------|-----|--------------------------|------------------|-------|
| RPI                       | S | Opponent    | Score     | RPI | S | Opponent      | Score | RPI | S                        | Opponent         | Score |
| 8                         | N | Maryland    | 49 95     | 26  | H | Miami (FL)    | 35 61 | 60  | N                        | South Dakota St. | 39 71 |
|                           |   |             |           | 31  | A | UTEP          | 64 70 | 66  | A                        | Middle Tenn.     | 61 58 |
|                           |   |             |           | 35  | A | Western Ky.   | 51 68 | 70  | A                        | VCU              | 54 74 |
|                           |   |             |           | 35  | H | Western Ky.   | 74 85 | 77  | A                        | Charlotte        | 71 59 |
|                           |   |             |           |     |   |               |       | 77  | H                        | Charlotte        | 94 85 |
| LAST 12 Division I GAMES: |   |             |           |     |   |               |       |     |                          |                  |       |
| 233                       | H | Rice        | 61 52     | 233 | A | Rice          | 46 68 | 125 | N                        | Pittsburgh       | 58 67 |
| 238                       | H | North Texas | 62 55     | 238 | A | North Texas   | 65 48 | 134 | A                        | Marshall         | 62 80 |
| 249                       | A | UTSA        | 67 70     | 77  | H | Charlotte     | 94 85 | 134 | H                        | Marshall         | 77 55 |
| 31                        | A | UTEP        | 64 70     | 310 | H | FIU           | 84 49 | 164 | H                        | Fla. Atlantic    | 85 45 |
| 134                       | H | Marshall    | 77 55     | 164 | H | Fla. Atlantic | 85 45 | 165 | A                        | UAB              | 55 58 |
| 35                        | H | Western Ky. | 74 85     | 134 | A | Marshall      | 62 80 | 166 | H                        | ETSU             | 52 56 |
|                           |   |             |           |     |   |               |       | 171 | H                        | Southern Miss.   | 53 45 |
|                           |   |             |           |     |   |               |       | 183 | H                        | Louisiana Tech   | 51 69 |
|                           |   |             |           |     |   |               |       | 198 | A                        | Richmond         | 57 62 |
|                           |   |             |           |     |   |               |       | 202 | A                        | William & Mary   | 64 75 |
|                           |   |             |           |     |   |               |       | 222 | H                        | Loyola Maryland  | 64 41 |
|                           |   |             |           |     |   |               |       | 233 | A                        | Rice             | 46 68 |
|                           |   |             |           |     |   |               |       | 233 | H                        | Rice             | 61 52 |
|                           |   |             |           |     |   |               |       | 238 | A                        | North Texas      | 65 48 |
|                           |   |             |           |     |   |               |       | 238 | H                        | North Texas      | 62 55 |
|                           |   |             |           |     |   |               |       | 249 | A                        | UTSA             | 67 70 |
|                           |   |             |           |     |   |               |       | 281 | A                        | UMES             | 69 52 |
|                           |   |             |           |     |   |               |       | 310 | H                        | FIU              | 84 49 |
|                           |   |             |           |     |   |               |       | 328 | A                        | Howard           | 83 64 |
|                           |   |             |           |     |   |               |       | 345 | H                        | Wagner           | 71 57 |

Non-Div I Games:

Old Dominion

■ Loss, 
■ Non-Conf, 
■ S Site, 
■ H Home 
■ A Away 
N Neutral

|                   |          |           |                |            |             |               |      |      |       |           |
|-------------------|----------|-----------|----------------|------------|-------------|---------------|------|------|-------|-----------|
| Average RPI Win:  | 213      | WON-LOST  | WINNING        | LAST 10    | STRENGTH OF | OPP. STRENGTH | TEAM | ADJ. | CONF. | ADJ CONF. |
| Average RPI Loss: | 65       | RECORD    | PCT. RANK      | GAMES      | SCHEDULE    | OF SCHEDULE   | RPI  | RPI  | RPI   | RPI       |
| DIV. I ONLY       | 10- 20   | 266       | 0- 10          | 51         | 72          | 176           | 176  | 2    | 2     |           |
| DIV. I NON-CONF.  | 8- 5     | 120       | 0- 0           | 246        | 326         | 192           | 192  | 2    | 2     |           |
| TOTALS            | RPI 1-25 | RPI 26-50 | W-L RECORDS    | RPI 51-100 | RPI 101-150 | RPI 150+      |      |      |       |           |
| 10- 20            | 1- 7     | 1- 3      | OVERALL        | 1- 5       | 1- 3        | 6- 2          |      |      |       |           |
| 8- 9              | 1- 4     | 1- 1      | HOME           | 1- 3       | 1- 1        | 4- 0          |      |      |       |           |
| 2- 10             | 0- 3     | 0- 2      | AWAY           | 0- 1       | 0- 2        | 2- 2          |      |      |       |           |
| 0- 1              | 0- 0     | 0- 0      | NEUTRAL        | 0- 1       | 0- 0        | 0- 0          |      |      |       |           |
| 8- 5              | 0- 0     | 1- 0      | NON-CONFERENCE | 0- 3       | 1- 1        | 6- 1          |      |      |       |           |
| 6- 3              | 0- 0     | 1- 0      | HOME           | 0- 2       | 1- 1        | 4- 0          |      |      |       |           |
| 2- 2              | 0- 0     | 0- 0      | AWAY           | 0- 1       | 0- 0        | 2- 1          |      |      |       |           |
| 0- 0              | 0- 0     | 0- 0      | NEUTRAL        | 0- 0       | 0- 0        | 0- 0          |      |      |       |           |
| 2- 15             | 1- 7     | 0- 3      | CONFERENCE     | 1- 2       | 0- 2        | 0- 1          |      |      |       |           |
| 2- 6              | 1- 4     | 0- 1      | HOME           | 1- 1       | 0- 0        | 0- 0          |      |      |       |           |
| 0- 8              | 0- 3     | 0- 2      | AWAY           | 0- 0       | 0- 2        | 0- 1          |      |      |       |           |
| 0- 1              | 0- 0     | 0- 0      | NEUTRAL        | 0- 1       | 0- 0        | 0- 0          |      |      |       |           |

| RPI 1-25                  |   |                      |       | RPI 26-50 |   |                    |       | RPI 51-100 |   |              |       | RPI 101+ Team's RPI: 176 |   |                |       |
|---------------------------|---|----------------------|-------|-----------|---|--------------------|-------|------------|---|--------------|-------|--------------------------|---|----------------|-------|
| RPI                       | S | Opponent             | Score | RPI       | S | Opponent           | Score | RPI        | S | Opponent     | Score | RPI                      | S | Opponent       | Score |
| 4                         | A | South Carolina       | 62 81 | 27        | A | Tennessee          | 51 57 | 57         | H | Auburn       | 60 65 | 121                      | A | LSU            | 57 76 |
| 4                         | H | South Carolina       | 45 66 | 35        | H | Western Ky.        | 59 53 | 66         | A | Middle Tenn. | 75 84 | 133                      | H | La.-Lafayette  | 78 82 |
| 12                        | H | Kentucky             | 73 65 | 38        | A | Georgia            | 56 70 | 73         | H | Tulane       | 59 61 | 140                      | A | Arkansas       | 49 60 |
| 19                        | A | Texas A&M            | 58 81 | 45        | H | Missouri           | 46 60 | 74         | H | Vanderbilt   | 55 52 | 144                      | H | McNeese St.    | 96 56 |
| 19                        | H | Texas A&M            | 48 62 |           |   |                    |       | 74         | N | Vanderbilt   | 59 74 | 157                      | A | Stony Brook    | 72 57 |
| 21                        | A | Mississippi St.      | 51 79 |           |   |                    |       | 91         | H | Missouri St. | 78 91 | 160                      | A | Alabama        | 37 48 |
| 21                        | H | Mississippi St.      | 51 60 |           |   |                    |       |            |   |              |       | 171                      | A | Southern Miss. | 38 57 |
| 23                        | H | Florida              | 65 85 |           |   |                    |       |            |   |              |       | 331                      | H | New Orleans    | 97 59 |
| LAST 12 Division I GAMES: |   |                      |       |           |   |                    |       |            |   |              |       |                          |   |                |       |
|                           |   | 74 N Vanderbilt      | 59 74 |           |   | 57 H Auburn        | 60 65 |            |   |              |       |                          |   |                |       |
|                           |   | 140 A Arkansas       | 49 60 |           |   | 38 A Georgia       | 56 70 |            |   |              |       |                          |   |                |       |
|                           |   | 4 H South Carolina   | 45 66 |           |   | 160 A Alabama      | 37 48 |            |   |              |       |                          |   |                |       |
|                           |   | 21 H Mississippi St. | 51 60 |           |   | 45 H Missouri      | 46 60 |            |   |              |       |                          |   |                |       |
|                           |   | 27 A Tennessee       | 51 57 |           |   | 4 A South Carolina | 62 81 |            |   |              |       |                          |   |                |       |
|                           |   | 19 H Texas A&M       | 48 62 |           |   | 12 H Kentucky      | 73 65 |            |   |              |       |                          |   |                |       |

Non-Div I Games:

Ole Miss

■ Loss, 
 ■ Non-Conf, 
 ■ S Site, 
 ■ H Home 
 ■ A Away 
 N Neutral

|                   |          |           |                |            |             |               |      |      |       |           |
|-------------------|----------|-----------|----------------|------------|-------------|---------------|------|------|-------|-----------|
| Average RPI Win:  | 269      | WON-LOST  | WINNING        | LAST 10    | STRENGTH OF | OPP. STRENGTH | TEAM | ADJ. | CONF. | ADJ CONF. |
| Average RPI Loss: | 138      | RECORD    | PCT. RANK      | GAMES      | SCHEDULE    | OF SCHEDULE   | RPI  | RPI  | RPI   | RPI       |
| DIV. I ONLY       | 13- 15   | 195       | 4- 6           | 257        | 229         | 235           | 235  | 18   | 18    |           |
| DIV. I NON-CONF.  | 5- 5     | 160       | 0- 0           | 323        | 297         | 267           | 267  | 18   | 18    |           |
| TOTALS            | RPI 1-25 | RPI 26-50 | W-L RECORDS    | RPI 51-100 | RPI 101-150 | RPI 150+      |      |      |       |           |
| 13- 15            | 0- 0     | 0- 0      | OVERALL        | 0- 6       | 2- 5        | 11- 4         |      |      |       |           |
| 8- 5              | 0- 0     | 0- 0      | HOME           | 0- 2       | 1- 2        | 7- 1          |      |      |       |           |
| 3- 8              | 0- 0     | 0- 0      | AWAY           | 0- 3       | 0- 3        | 3- 2          |      |      |       |           |
| 2- 2              | 0- 0     | 0- 0      | NEUTRAL        | 0- 1       | 1- 0        | 1- 1          |      |      |       |           |
| 5- 5              | 0- 0     | 0- 0      | NON-CONFERENCE | 0- 1       | 0- 2        | 5- 2          |      |      |       |           |
| 3- 2              | 0- 0     | 0- 0      | HOME           | 0- 0       | 0- 1        | 3- 1          |      |      |       |           |
| 1- 2              | 0- 0     | 0- 0      | AWAY           | 0- 1       | 0- 1        | 1- 0          |      |      |       |           |
| 1- 1              | 0- 0     | 0- 0      | NEUTRAL        | 0- 0       | 0- 0        | 1- 1          |      |      |       |           |
| 8- 10             | 0- 0     | 0- 0      | CONFERENCE     | 0- 5       | 2- 3        | 6- 2          |      |      |       |           |
| 5- 3              | 0- 0     | 0- 0      | HOME           | 0- 2       | 1- 1        | 4- 0          |      |      |       |           |
| 2- 6              | 0- 0     | 0- 0      | AWAY           | 0- 2       | 0- 2        | 2- 2          |      |      |       |           |
| 1- 1              | 0- 0     | 0- 0      | NEUTRAL        | 0- 1       | 1- 0        | 0- 0          |      |      |       |           |

| RPI S                     | Opponent | Score | RPI S | Opponent           | Score | RPI S | Opponent           | Score | RPI S | Opponent           | Score | Team's RPI: 235 |
|---------------------------|----------|-------|-------|--------------------|-------|-------|--------------------|-------|-------|--------------------|-------|-----------------|
|                           |          |       |       |                    |       | 60    | A South Dakota St. | 58 68 | 110   | H Creighton        | 46 69 |                 |
|                           |          |       |       |                    |       | 60    | H South Dakota St. | 47 65 | 124   | A IUPUI            | 59 75 |                 |
|                           |          |       |       |                    |       | 60    | N South Dakota St. | 60 76 | 124   | H IUPUI            | 57 54 |                 |
|                           |          |       |       |                    |       | 61    | A South Dakota     | 76 82 | 124   | N IUPUI            | 62 51 |                 |
|                           |          |       |       |                    |       | 61    | H South Dakota     | 55 70 | 137   | A Oral Roberts     | 58 67 |                 |
|                           |          |       |       |                    |       | 92    | A North Dakota     | 52 67 | 137   | H Oral Roberts     | 65 67 |                 |
|                           |          |       |       |                    |       |       |                    |       | 147   | A SIUE             | 86 90 |                 |
|                           |          |       |       |                    |       |       |                    |       | 210   | H Utah Valley      | 59 74 |                 |
|                           |          |       |       |                    |       |       |                    |       | 227   | A Indiana St.      | 51 50 |                 |
|                           |          |       |       |                    |       |       |                    |       | 236   | A Western Ill.     | 55 74 |                 |
|                           |          |       |       |                    |       |       |                    |       | 236   | H Western Ill.     | 79 66 |                 |
|                           |          |       |       |                    |       |       |                    |       | 248   | N Houston Baptist  | 51 64 |                 |
|                           |          |       |       |                    |       |       |                    |       | 277   | H UCF              | 75 60 |                 |
|                           |          |       |       |                    |       |       |                    |       | 301   | A Denver           | 70 60 |                 |
|                           |          |       |       |                    |       |       |                    |       | 301   | H Denver           | 67 55 |                 |
|                           |          |       |       |                    |       |       |                    |       | 302   | H UMKC             | 57 42 |                 |
|                           |          |       |       |                    |       |       |                    |       | 315   | A IPFW             | 60 58 |                 |
|                           |          |       |       |                    |       |       |                    |       | 315   | H IPFW             | 71 64 |                 |
|                           |          |       |       |                    |       |       |                    |       | 316   | N Illinois St.     | 60 56 |                 |
|                           |          |       |       |                    |       |       |                    |       | 323   | A North Dakota St. | 67 74 |                 |
|                           |          |       |       |                    |       |       |                    |       | 323   | H North Dakota St. | 77 52 |                 |
|                           |          |       |       |                    |       |       |                    |       | 340   | H Eastern Ill.     | 76 67 |                 |
| LAST 12 Division I GAMES: |          |       |       |                    |       |       |                    |       |       |                    |       |                 |
|                           |          |       | 60    | N South Dakota St. | 60 76 | 315   | H IPFW             | 71 64 |       |                    |       |                 |
|                           |          |       | 124   | N IUPUI            | 62 51 | 61    | H South Dakota     | 55 70 |       |                    |       |                 |
|                           |          |       | 301   | A Denver           | 70 60 | 60    | H South Dakota St. | 47 65 |       |                    |       |                 |
|                           |          |       | 137   | A Oral Roberts     | 58 67 | 236   | A Western Ill.     | 55 74 |       |                    |       |                 |
|                           |          |       | 124   | H IUPUI            | 57 54 | 315   | A IPFW             | 60 58 |       |                    |       |                 |
|                           |          |       | 323   | A North Dakota St. | 67 74 | 137   | H Oral Roberts     | 65 67 |       |                    |       |                 |

Non-Div I Games: Midland 58 53 Waldorf 97 32

Omaha

Loss, Non-Conf, S Site, H Home A Away N Neutral

Oral Roberts

Through Games Of March 7, 2016

|                   |          |           |                |            |             |               |      |      |       |           |
|-------------------|----------|-----------|----------------|------------|-------------|---------------|------|------|-------|-----------|
| Average RPI Win:  | 239      | WON-LOST  | WINNING        | LAST 10    | STRENGTH OF | OPP. STRENGTH | TEAM | ADJ. | CONF. | ADJ CONF. |
| Average RPI Loss: | 112      | RECORD    | PCT. RANK      | GAMES      | SCHEDULE    | OF SCHEDULE   | RPI  | RPI  | RPI   | RPI       |
| DIV. I ONLY       | 13- 15   | 195       | 5- 5           | 119        | 158         | 137           | 137  | 18   | 18    |           |
| DIV. I NON-CONF.  | 2- 8     | 290       | 0- 0           | 77         | 11          | 167           | 167  | 18   | 18    |           |
| TOTALS            | RPI 1-25 | RPI 26-50 | W-L RECORDS    | RPI 51-100 | RPI 101-150 | RPI 150+      |      |      |       |           |
| 13- 15            | 0- 1     | 0- 1      | OVERALL        | 1- 7       | 1- 3        | 11- 3         |      |      |       |           |
| 6- 3              | 0- 0     | 0- 0      | HOME           | 1- 1       | 0- 2        | 5- 0          |      |      |       |           |
| 6- 11             | 0- 1     | 0- 1      | AWAY           | 0- 5       | 1- 1        | 5- 3          |      |      |       |           |
| 1- 1              | 0- 0     | 0- 0      | NEUTRAL        | 0- 1       | 0- 0        | 1- 0          |      |      |       |           |
| 2- 8              | 0- 1     | 0- 1      | NON-CONFERENCE | 0- 3       | 0- 2        | 2- 1          |      |      |       |           |
| 0- 1              | 0- 0     | 0- 0      | HOME           | 0- 0       | 0- 1        | 0- 0          |      |      |       |           |
| 2- 7              | 0- 1     | 0- 1      | AWAY           | 0- 3       | 0- 1        | 2- 1          |      |      |       |           |
| 0- 0              | 0- 0     | 0- 0      | NEUTRAL        | 0- 0       | 0- 0        | 0- 0          |      |      |       |           |
| 11- 7             | 0- 0     | 0- 0      | CONFERENCE     | 1- 4       | 1- 1        | 9- 2          |      |      |       |           |
| 6- 2              | 0- 0     | 0- 0      | HOME           | 1- 1       | 0- 1        | 5- 0          |      |      |       |           |
| 4- 4              | 0- 0     | 0- 0      | AWAY           | 0- 2       | 1- 0        | 3- 2          |      |      |       |           |
| 1- 1              | 0- 0     | 0- 0      | NEUTRAL        | 0- 1       | 0- 0        | 1- 0          |      |      |       |           |

| RPI 1-25                  |   |          |       | RPI 26-50 |   |              |       | RPI 51-100 |   |                  |       | RPI 101+ Team's RPI: 137 |   |                  |       |
|---------------------------|---|----------|-------|-----------|---|--------------|-------|------------|---|------------------|-------|--------------------------|---|------------------|-------|
| RPI                       | S | Opponent | Score | RPI       | S | Opponent     | Score | RPI        | S | Opponent         | Score | RPI                      | S | Opponent         | Score |
| 2                         | A | Baylor   | 39 97 | 30        | A | Oklahoma St. | 55 59 | 60         | A | South Dakota St. | 48 60 | 104                      | H | Little Rock      | 52 66 |
|                           |   |          |       |           |   |              |       | 60         | H | South Dakota St. | 50 68 | 124                      | A | IUPUI            | 52 47 |
|                           |   |          |       |           |   |              |       | 61         | A | South Dakota     | 48 71 | 124                      | H | IUPUI            | 54 57 |
|                           |   |          |       |           |   |              |       | 61         | H | South Dakota     | 60 56 | 140                      | A | Arkansas         | 50 65 |
|                           |   |          |       |           |   |              |       | 61         | N | South Dakota     | 61 78 | 193                      | A | Tulsa            | 59 53 |
|                           |   |          |       |           |   |              |       | 75         | A | Michigan         | 44 61 | 220                      | A | Kansas           | 70 63 |
|                           |   |          |       |           |   |              |       | 88         | A | Eastern Mich.    | 69 77 | 229                      | A | Grand Canyon     | 64 66 |
|                           |   |          |       |           |   |              |       | 91         | A | Missouri St.     | 64 72 | 235                      | A | Omaha            | 67 65 |
|                           |   |          |       |           |   |              |       |            |   |                  |       | 235                      | H | Omaha            | 67 58 |
|                           |   |          |       |           |   |              |       |            |   |                  |       | 236                      | A | Western Ill.     | 61 72 |
|                           |   |          |       |           |   |              |       |            |   |                  |       | 236                      | H | Western Ill.     | 79 55 |
|                           |   |          |       |           |   |              |       |            |   |                  |       | 236                      | N | Western Ill.     | 68 55 |
|                           |   |          |       |           |   |              |       |            |   |                  |       | 301                      | A | Denver           | 59 56 |
|                           |   |          |       |           |   |              |       |            |   |                  |       | 301                      | H | Denver           | 65 33 |
|                           |   |          |       |           |   |              |       |            |   |                  |       | 315                      | A | IPFW             | 48 54 |
|                           |   |          |       |           |   |              |       |            |   |                  |       | 315                      | H | IPFW             | 61 59 |
|                           |   |          |       |           |   |              |       |            |   |                  |       | 323                      | A | North Dakota St. | 52 42 |
|                           |   |          |       |           |   |              |       |            |   |                  |       | 323                      | H | North Dakota St. | 59 58 |
| LAST 12 Division I GAMES: |   |          |       |           |   |              |       |            |   |                  |       |                          |   |                  |       |
|                           |   |          |       | 61        | N | South Dakota | 61 78 | 60         | A | South Dakota St. | 48 60 |                          |   |                  |       |
|                           |   |          |       | 236       | N | Western Ill. | 68 55 | 301        | A | Denver           | 59 56 |                          |   |                  |       |
|                           |   |          |       | 235       | H | Omaha        | 67 58 | 323        | H | North Dakota St. | 59 58 |                          |   |                  |       |
|                           |   |          |       | 236       | H | Western Ill. | 79 55 | 124        | H | IUPUI            | 54 57 |                          |   |                  |       |
|                           |   |          |       | 315       | A | IPFW         | 48 54 | 60         | H | South Dakota St. | 50 68 |                          |   |                  |       |
|                           |   |          |       | 61        | A | South Dakota | 48 71 | 301        | H | Denver           | 65 33 |                          |   |                  |       |

Non-Div I Games: Lyon 49 68 Evangel 89 46

Oral Roberts

Loss, Non-Conf, S Site, H Home A Away N Neutral

## Oregon

Through Games Of March 7, 2016

| Average RPI Win:  | 164      | WON-LOST  | WINNING        | LAST 10    | STRENGTH OF | OPP. STRENGTH | TEAM | ADJ. | CONF. | ADJ CONF. |
|-------------------|----------|-----------|----------------|------------|-------------|---------------|------|------|-------|-----------|
| Average RPI Loss: | 32       | RECORD    | PCT. RANK      | GAMES      | SCHEDULE    | OF SCHEDULE   | RPI  | RPI  | RPI   | RPI       |
| DIV. I ONLY       | 20- 10   | 78        | 6- 4           | 122        | 4           | 84            | 84   | 1    | 1     |           |
| DIV. I NON-CONF.  | 11- 0    | 1         | 0- 0           | 326        | 88          | 73            | 73   | 1    | 1     |           |
| TOTALS            | RPI 1-25 | RPI 26-50 | W-L RECORDS    | RPI 51-100 | RPI 101-150 | RPI 150+      |      |      |       |           |
| 20- 10            | 0- 7     | 1- 0      | OVERALL        | 7- 2       | 1- 1        | 11- 0         |      |      |       |           |
| 15- 4             | 0- 4     | 0- 0      | HOME           | 5- 0       | 1- 0        | 9- 0          |      |      |       |           |
| 5- 5              | 0- 3     | 1- 0      | AWAY           | 2- 2       | 0- 0        | 2- 0          |      |      |       |           |
| 0- 1              | 0- 0     | 0- 0      | NEUTRAL        | 0- 0       | 0- 1        | 0- 0          |      |      |       |           |
| 11- 0             | 0- 0     | 0- 0      | NON-CONFERENCE | 2- 0       | 0- 0        | 9- 0          |      |      |       |           |
| 10- 0             | 0- 0     | 0- 0      | HOME           | 2- 0       | 0- 0        | 8- 0          |      |      |       |           |
| 1- 0              | 0- 0     | 0- 0      | AWAY           | 0- 0       | 0- 0        | 1- 0          |      |      |       |           |
| 0- 0              | 0- 0     | 0- 0      | NEUTRAL        | 0- 0       | 0- 0        | 0- 0          |      |      |       |           |
| 9- 10             | 0- 7     | 1- 0      | CONFERENCE     | 5- 2       | 1- 1        | 2- 0          |      |      |       |           |
| 5- 4              | 0- 4     | 0- 0      | HOME           | 3- 0       | 1- 0        | 1- 0          |      |      |       |           |
| 4- 5              | 0- 3     | 1- 0      | AWAY           | 2- 2       | 0- 0        | 1- 0          |      |      |       |           |
| 0- 1              | 0- 0     | 0- 0      | NEUTRAL        | 0- 0       | 0- 1        | 0- 0          |      |      |       |           |

| RPI                       | S | Opponent            | Score | RPI | S | Opponent       | Score | RPI | S | Opponent            | Score | RPI | S | Opponent         | Score  |
|---------------------------|---|---------------------|-------|-----|---|----------------|-------|-----|---|---------------------|-------|-----|---|------------------|--------|
| 5                         | A | Oregon St.          | 33 60 | 32  | A | Washington     | 75 63 | 55  | A | Southern California | 67 74 | 122 | H | Arizona          | 76 54  |
| 5                         | H | Oregon St.          | 45 59 |     |   |                |       | 55  | H | Southern California | 69 60 | 122 | N | Arizona          | 68 74  |
| 9                         | A | UCLA                | 69 80 |     |   |                |       | 58  | H | UC Riverside        | 95 81 | 153 | A | North Carolina   | 79 77  |
| 9                         | H | UCLA                | 72 77 |     |   |                |       | 85  | A | California          | 54 65 | 189 | H | San Jose St.     | 104 74 |
| 10                        | A | Stanford            | 42 69 |     |   |                |       | 85  | H | California          | 69 59 | 201 | A | Colorado         | 59 46  |
| 10                        | H | Stanford            | 62 64 |     |   |                |       | 87  | A | Utah                | 77 65 | 201 | H | Colorado         | 77 70  |
| 11                        | H | Arizona St.         | 58 63 |     |   |                |       | 87  | H | Utah                | 69 58 | 203 | H | Hampton          | 86 51  |
|                           |   |                     |       |     |   |                |       | 92  | H | North Dakota        | 77 51 | 210 | H | Utah Valley      | 79 68  |
|                           |   |                     |       |     |   |                |       | 96  | A | Washington St.      | 73 48 | 258 | H | Clemson          | 69 56  |
|                           |   |                     |       |     |   |                |       |     |   |                     |       | 268 | H | UC Santa Barbara | 79 51  |
|                           |   |                     |       |     |   |                |       |     |   |                     |       | 271 | H | Seattle          | 82 62  |
|                           |   |                     |       |     |   |                |       |     |   |                     |       | 288 | H | Portland         | 93 52  |
|                           |   |                     |       |     |   |                |       |     |   |                     |       | 321 | H | Portland St.     | 122 59 |
| LAST 12 Division I GAMES: |   |                     |       |     |   |                |       |     |   |                     |       |     |   |                  |        |
| 122                       | N | Arizona             | 68 74 | 87  | H | Utah           | 69 58 |     |   |                     |       |     |   |                  |        |
| 10                        | A | Stanford            | 42 69 | 32  | A | Washington     | 75 63 |     |   |                     |       |     |   |                  |        |
| 85                        | A | California          | 54 65 | 96  | A | Washington St. | 73 48 |     |   |                     |       |     |   |                  |        |
| 55                        | H | Southern California | 69 60 | 122 | H | Arizona        | 76 54 |     |   |                     |       |     |   |                  |        |
| 9                         | H | UCLA                | 72 77 | 11  | H | Arizona St.    | 58 63 |     |   |                     |       |     |   |                  |        |
| 201                       | H | Colorado            | 77 70 | 87  | A | Utah           | 77 65 |     |   |                     |       |     |   |                  |        |

Non-Div I Games:

Oregon

■ Loss, 
 ■ Non-Conf, S Site, 
 ■ Home 
 ■ Away 
 N Neutral

|                      |      |          |           |                |             |               |            |             |          |           |
|----------------------|------|----------|-----------|----------------|-------------|---------------|------------|-------------|----------|-----------|
| Average RPI Win: 103 |      | WON-LOST | WINNING   | LAST 10        | STRENGTH OF | OPP. STRENGTH | TEAM       | ADJ.        | CONF.    | ADJ CONF. |
| Average RPI Loss: 12 |      | RECORD   | PCT. RANK | GAMES          | SCHEDULE    | OF SCHEDULE   | RPI        | RPI         | RPI      | RPI       |
| DIV. I ONLY          |      | 28- 4    | 11        | 9- 1           | 20          | 1             | 5          | 5           | 1        | 1         |
| DIV. I NON-CONF.     |      | 9- 2     | 37        | 0- 0           | 107         | 22            | 43         | 43          | 1        | 1         |
| TOTALS               |      | RPI 1-25 | RPI 26-50 |                | W-L RECORDS |               | RPI 51-100 | RPI 101-150 | RPI 150+ |           |
| 28- 4                | 4- 3 | 2- 1     |           | OVERALL        |             | 13- 0         | 3- 0       | 6- 0        |          |           |
| 14- 1                | 3- 0 | 0- 1     |           | HOME           |             | 5- 0          | 2- 0       | 4- 0        |          |           |
| 9- 3                 | 0- 3 | 1- 0     |           | AWAY           |             | 6- 0          | 0- 0       | 2- 0        |          |           |
| 5- 0                 | 1- 0 | 1- 0     |           | NEUTRAL        |             | 2- 0          | 1- 0       | 0- 0        |          |           |
| 9- 2                 | 0- 1 | 0- 1     |           | NON-CONFERENCE |             | 3- 0          | 2- 0       | 4- 0        |          |           |
| 5- 1                 | 0- 0 | 0- 1     |           | HOME           |             | 1- 0          | 1- 0       | 3- 0        |          |           |
| 2- 1                 | 0- 1 | 0- 0     |           | AWAY           |             | 1- 0          | 0- 0       | 1- 0        |          |           |
| 2- 0                 | 0- 0 | 0- 0     |           | NEUTRAL        |             | 1- 0          | 1- 0       | 0- 0        |          |           |
| 19- 2                | 4- 2 | 2- 0     |           | CONFERENCE     |             | 10- 0         | 1- 0       | 2- 0        |          |           |
| 9- 0                 | 3- 0 | 0- 0     |           | HOME           |             | 4- 0          | 1- 0       | 1- 0        |          |           |
| 7- 2                 | 0- 2 | 1- 0     |           | AWAY           |             | 5- 0          | 0- 0       | 1- 0        |          |           |
| 3- 0                 | 1- 0 | 1- 0     |           | NEUTRAL        |             | 1- 0          | 0- 0       | 0- 0        |          |           |

| RPI                       | S | Opponent                 | Score | RPI | S | Opponent                 | Score | RPI | S | Opponent            | Score | RPI | S | Opponent        | Score  |
|---------------------------|---|--------------------------|-------|-----|---|--------------------------|-------|-----|---|---------------------|-------|-----|---|-----------------|--------|
| 1                         | A | Notre Dame               | 61 62 | 27  | H | Tennessee                | 50 53 | 55  | A | Southern California | 57 49 | 122 | H | Arizona         | 71 43  |
| 9                         | A | UCLA                     | 51 71 | 32  | A | Washington               | 61 53 | 55  | H | Southern California | 76 52 | 135 | H | Idaho           | 69 44  |
| 9                         | H | UCLA                     | 64 54 | 32  | N | Washington               | 57 55 | 55  | N | Southern California | 63 53 | 140 | N | Arkansas        | 63 47  |
| 9                         | N | UCLA                     | 69 57 |     |   |                          |       | 58  | H | UC Riverside        | 86 65 | 188 | H | Cal Poly        | 80 43  |
| 10                        | A | Stanford                 | 54 76 |     |   |                          |       | 65  | N | Hofstra             | 73 50 | 201 | A | Colorado        | 61 47  |
| 10                        | H | Stanford                 | 58 50 |     |   |                          |       | 84  | A | Oregon              | 59 45 | 201 | H | Colorado        | 73 50  |
| 11                        | H | Arizona St.              | 67 44 |     |   |                          |       | 84  | H | Oregon              | 60 33 | 212 | H | CSU Bakersfield | 75 51  |
|                           |   |                          |       |     |   |                          |       | 85  | A | California          | 54 44 | 288 | A | Portland        | 94 50  |
|                           |   |                          |       |     |   |                          |       | 85  | H | California          | 70 48 | 309 | H | Longwood        | 110 45 |
|                           |   |                          |       |     |   |                          |       | 87  | A | Utah                | 62 53 |     |   |                 |        |
|                           |   |                          |       |     |   |                          |       | 87  | H | Utah                | 72 53 |     |   |                 |        |
|                           |   |                          |       |     |   |                          |       | 96  | A | Washington St.      | 54 45 |     |   |                 |        |
|                           |   |                          |       |     |   |                          |       | 99  | A | Marquette           | 65 58 |     |   |                 |        |
| LAST 12 Division I GAMES: |   |                          |       |     |   |                          |       |     |   |                     |       |     |   |                 |        |
|                           |   | 9 N UCLA                 | 69 57 |     |   | 55 H Southern California | 76 52 |     |   |                     |       |     |   |                 |        |
|                           |   | 32 N Washington          | 57 55 |     |   | 87 H Utah                | 72 53 |     |   |                     |       |     |   |                 |        |
|                           |   | 55 N Southern California | 63 53 |     |   | 201 H Colorado           | 73 50 |     |   |                     |       |     |   |                 |        |
|                           |   | 85 A California          | 54 44 |     |   | 96 A Washington St.      | 54 45 |     |   |                     |       |     |   |                 |        |
|                           |   | 10 A Stanford            | 54 76 |     |   | 32 A Washington          | 61 53 |     |   |                     |       |     |   |                 |        |
|                           |   | 9 H UCLA                 | 64 54 |     |   | 11 H Arizona St.         | 67 44 |     |   |                     |       |     |   |                 |        |

Non-Div I Games:

Oregon St.



## Pacific

Through Games Of March 7, 2016

|                   |          |           |                |            |             |               |      |      |       |           |
|-------------------|----------|-----------|----------------|------------|-------------|---------------|------|------|-------|-----------|
| Average RPI Win:  | 214      | WON-LOST  | WINNING        | LAST 10    | STRENGTH OF | OPP. STRENGTH | TEAM | ADJ. | CONF. | ADJ CONF. |
| Average RPI Loss: | 117      | RECORD    | PCT. RANK      | GAMES      | SCHEDULE    | OF SCHEDULE   | RPI  | RPI  | RPI   | RPI       |
| DIV. I ONLY       | 12- 17   | 227       | 3- 7           | 137        | 114         | 173           | 173  | 8    | 8     |           |
| DIV. I NON-CONF.  | 6- 4     | 125       | 0- 0           | 208        | 260         | 119           | 119  | 9    | 9     |           |
| TOTALS            | RPI 1-25 | RPI 26-50 | W-L RECORDS    | RPI 51-100 | RPI 101-150 | RPI 150+      |      |      |       |           |
| 12- 17            | 0- 2     | 0- 0      | OVERALL        | 1- 7       | 1- 3        | 10- 5         |      |      |       |           |
| 6- 6              | 0- 1     | 0- 0      | HOME           | 1- 3       | 1- 1        | 4- 1          |      |      |       |           |
| 6- 10             | 0- 0     | 0- 0      | AWAY           | 0- 0       | 0- 0        | 6- 0          |      |      |       |           |
| 0- 1              | 0- 0     | 0- 0      | NEUTRAL        | 0- 0       | 0- 0        | 0- 1          |      |      |       |           |
| 6- 4              | 0- 0     | 0- 0      | NON-CONFERENCE | 0- 0       | 0- 2        | 6- 2          |      |      |       |           |
| 2- 1              | 0- 0     | 0- 0      | HOME           | 0- 0       | 0- 1        | 2- 0          |      |      |       |           |
| 4- 3              | 0- 0     | 0- 0      | AWAY           | 0- 0       | 0- 1        | 4- 2          |      |      |       |           |
| 0- 0              | 0- 0     | 0- 0      | NEUTRAL        | 0- 0       | 0- 0        | 0- 0          |      |      |       |           |
| 6- 13             | 0- 2     | 0- 0      | CONFERENCE     | 1- 7       | 1- 1        | 4- 3          |      |      |       |           |
| 4- 5              | 0- 1     | 0- 0      | HOME           | 1- 3       | 1- 0        | 2- 1          |      |      |       |           |
| 2- 7              | 0- 1     | 0- 0      | AWAY           | 0- 4       | 0- 1        | 2- 1          |      |      |       |           |
| 0- 1              | 0- 0     | 0- 0      | NEUTRAL        | 0- 0       | 0- 0        | 0- 1          |      |      |       |           |

| RPI 1-25                  |   |               |       | RPI 26-50 |   |                  |       | RPI 51-100 |   |                 |       | RPI 101+ Team's RPI: 173 |   |                  |       |
|---------------------------|---|---------------|-------|-----------|---|------------------|-------|------------|---|-----------------|-------|--------------------------|---|------------------|-------|
| RPI                       | S | Opponent      | Score | RPI       | S | Opponent         | Score | RPI        | S | Opponent        | Score | RPI                      | S | Opponent         | Score |
| 14                        | A | BYU           | 62 79 |           |   |                  |       | 52         | A | St. Mary's (CA) | 75 83 | 113                      | A | Gonzaga          | 61 68 |
| 14                        | H | BYU           | 57 67 |           |   |                  |       | 52         | H | St. Mary's (CA) | 73 82 | 113                      | H | Gonzaga          | 84 83 |
|                           |   |               |       |           |   |                  |       | 62         | A | Santa Clara     | 52 76 | 122                      | A | Arizona          | 56 69 |
|                           |   |               |       |           |   |                  |       | 62         | H | Santa Clara     | 60 66 | 129                      | H | Long Beach St.   | 60 68 |
|                           |   |               |       |           |   |                  |       | 80         | A | San Francisco   | 71 81 | 153                      | A | North Carolina   | 66 63 |
|                           |   |               |       |           |   |                  |       | 80         | H | San Francisco   | 70 57 | 162                      | A | Montana          | 54 64 |
|                           |   |               |       |           |   |                  |       | 82         | A | San Diego       | 56 69 | 187                      | A | UC Davis         | 66 53 |
|                           |   |               |       |           |   |                  |       | 82         | H | San Diego       | 56 59 | 189                      | H | San Jose St.     | 81 69 |
|                           |   |               |       |           |   |                  |       |            |   |                 |       | 206                      | A | Gardner-Webb     | 84 77 |
|                           |   |               |       |           |   |                  |       |            |   |                 |       | 212                      | A | CSU Bakersfield  | 80 74 |
|                           |   |               |       |           |   |                  |       |            |   |                 |       | 223                      | A | Utah St.         | 70 78 |
|                           |   |               |       |           |   |                  |       |            |   |                 |       | 240                      | A | Loyola Marymount | 88 96 |
|                           |   |               |       |           |   |                  |       |            |   |                 |       | 240                      | H | Loyola Marymount | 60 63 |
|                           |   |               |       |           |   |                  |       |            |   |                 |       | 266                      | A | Pepperdine       | 92 64 |
|                           |   |               |       |           |   |                  |       |            |   |                 |       | 266                      | H | Pepperdine       | 65 62 |
|                           |   |               |       |           |   |                  |       |            |   |                 |       | 266                      | N | Pepperdine       | 72 81 |
|                           |   |               |       |           |   |                  |       |            |   |                 |       | 288                      | A | Portland         | 72 64 |
|                           |   |               |       |           |   |                  |       |            |   |                 |       | 288                      | H | Portland         | 87 38 |
|                           |   |               |       |           |   |                  |       |            |   |                 |       | 325                      | H | Nevada           | 74 52 |
| LAST 12 Division I GAMES: |   |               |       |           |   |                  |       |            |   |                 |       |                          |   |                  |       |
| 266                       | N | Pepperdine    | 72 81 | 240       | A | Loyola Marymount | 88 96 |            |   |                 |       |                          |   |                  |       |
| 62                        | H | Santa Clara   | 60 66 | 82        | H | San Diego        | 56 59 |            |   |                 |       |                          |   |                  |       |
| 80                        | A | San Francisco | 71 81 | 14        | H | BYU              | 57 67 |            |   |                 |       |                          |   |                  |       |
| 113                       | H | Gonzaga       | 84 83 | 52        | A | St. Mary's (CA)  | 75 83 |            |   |                 |       |                          |   |                  |       |
| 288                       | H | Portland      | 87 38 | 113       | A | Gonzaga          | 61 68 |            |   |                 |       |                          |   |                  |       |
| 266                       | A | Pepperdine    | 92 64 | 288       | A | Portland         | 72 64 |            |   |                 |       |                          |   |                  |       |

Non-Div I Games: Stanislaus St. 74 61

Pacific

■ Loss, 
 ■ Non-Conf, S Site, 
 ■ Home 
 ■ Away 
 N Neutral

|                   |          |           |                |            |             |               |      |      |       |           |
|-------------------|----------|-----------|----------------|------------|-------------|---------------|------|------|-------|-----------|
| Average RPI Win:  | 179      | WON-LOST  | WINNING        | LAST 10    | STRENGTH OF | OPP. STRENGTH | TEAM | ADJ. | CONF. | ADJ CONF. |
| Average RPI Loss: | 96       | RECORD    | PCT. RANK      | GAMES      | SCHEDULE    | OF SCHEDULE   | RPI  | RPI  | RPI   | RPI       |
| DIV. I ONLY       | 22- 4    | 18        | 9- 1           | 123        | 134         | 36            | 36   | 10   | 10    |           |
| DIV. I NON-CONF.  | 10- 3    | 61        | 0- 0           | 148        | 157         | 62            | 62   | 12   | 12    |           |
| TOTALS            | RPI 1-25 | RPI 26-50 | W-L RECORDS    | RPI 51-100 | RPI 101-150 | RPI 150+      |      |      |       |           |
| 22- 4             | 0- 0     | 2- 1      | OVERALL        | 4- 1       | 1- 1        | 15- 1         |      |      |       |           |
| 12- 1             | 0- 0     | 2- 1      | HOME           | 2- 0       | 0- 0        | 8- 0          |      |      |       |           |
| 10- 3             | 0- 0     | 0- 0      | AWAY           | 2- 1       | 1- 1        | 7- 1          |      |      |       |           |
| 0- 0              | 0- 0     | 0- 0      | NEUTRAL        | 0- 0       | 0- 0        | 0- 0          |      |      |       |           |
| 10- 3             | 0- 0     | 1- 1      | NON-CONFERENCE | 2- 1       | 1- 1        | 6- 0          |      |      |       |           |
| 5- 1              | 0- 0     | 1- 1      | HOME           | 1- 0       | 0- 0        | 3- 0          |      |      |       |           |
| 5- 2              | 0- 0     | 0- 0      | AWAY           | 1- 1       | 1- 1        | 3- 0          |      |      |       |           |
| 0- 0              | 0- 0     | 0- 0      | NEUTRAL        | 0- 0       | 0- 0        | 0- 0          |      |      |       |           |
| 12- 1             | 0- 0     | 1- 0      | CONFERENCE     | 2- 0       | 0- 0        | 9- 1          |      |      |       |           |
| 7- 0              | 0- 0     | 1- 0      | HOME           | 1- 0       | 0- 0        | 5- 0          |      |      |       |           |
| 5- 1              | 0- 0     | 0- 0      | AWAY           | 1- 0       | 0- 0        | 4- 1          |      |      |       |           |
| 0- 0              | 0- 0     | 0- 0      | NEUTRAL        | 0- 0       | 0- 0        | 0- 0          |      |      |       |           |

| RPI S                     | Opponent | Score | RPI S | Opponent       | Score | Team's RPI: 36 | RPI S | Opponent    | Score | RPI S | Opponent         | Score |
|---------------------------|----------|-------|-------|----------------|-------|----------------|-------|-------------|-------|-------|------------------|-------|
|                           |          |       | 33    | H Princeton    | 50 48 |                | 54    | A Villanova | 46 66 | 115   | A Saint Joseph's | 46 50 |
|                           |          |       | 44    | H Colorado St. | 49 48 |                | 71    | A Temple    | 60 54 | 119   | A Hawaii         | 64 54 |
|                           |          |       | 47    | H Duke         | 50 57 |                | 79    | H Drexel    | 72 67 | 156   | A Yale           | 77 59 |
|                           |          |       |       |                |       |                | 93    | A Harvard   | 68 48 | 156   | H Yale           | 68 49 |
|                           |          |       |       |                |       |                | 93    | H Harvard   | 62 46 | 168   | A Cornell        | 46 51 |
|                           |          |       |       |                |       |                |       |             |       | 168   | H Cornell        | 65 50 |
|                           |          |       |       |                |       |                |       |             |       | 182   | A UMBC           | 81 46 |
|                           |          |       |       |                |       |                |       |             |       | 205   | A Brown          | 69 59 |
|                           |          |       |       |                |       |                |       |             |       | 205   | H Brown          | 66 49 |
|                           |          |       |       |                |       |                |       |             |       | 214   | A Dartmouth      | 56 41 |
|                           |          |       |       |                |       |                |       |             |       | 214   | H Dartmouth      | 65 50 |
|                           |          |       |       |                |       |                |       |             |       | 231   | A New Hampshire  | 67 60 |
|                           |          |       |       |                |       |                |       |             |       | 232   | H Navy           | 57 43 |
|                           |          |       |       |                |       |                |       |             |       | 247   | A Columbia       | 60 42 |
|                           |          |       |       |                |       |                |       |             |       | 247   | H Columbia       | 71 51 |
|                           |          |       |       |                |       |                |       |             |       | 280   | A La Salle       | 78 68 |
|                           |          |       |       |                |       |                |       |             |       | 329   | H Lafayette      | 54 37 |
|                           |          |       |       |                |       |                |       |             |       | 345   | H Wagner         | 78 50 |
| LAST 12 Division I GAMES: |          |       |       |                |       |                |       |             |       |       |                  |       |
|                           |          |       | 93    | H Harvard      | 62 46 |                | 168   | H Cornell   | 65 50 |       |                  |       |
|                           |          |       | 214   | H Dartmouth    | 65 50 |                | 247   | H Columbia  | 71 51 |       |                  |       |
|                           |          |       | 247   | A Columbia     | 60 42 |                | 214   | A Dartmouth | 56 41 |       |                  |       |
|                           |          |       | 168   | A Cornell      | 46 51 |                | 93    | A Harvard   | 68 48 |       |                  |       |
|                           |          |       | 156   | A Yale         | 77 59 |                | 205   | H Brown     | 66 49 |       |                  |       |
|                           |          |       | 205   | A Brown        | 69 59 |                | 156   | H Yale      | 68 49 |       |                  |       |

Non-Div I Games: BYU-Hawaii 73 41

Penn

| Average RPI Win:  | 142      | WON-LOST  | WINNING        | LAST 10    | STRENGTH OF | OPP. STRENGTH | TEAM | ADJ. | CONF. | ADJ CONF. |
|-------------------|----------|-----------|----------------|------------|-------------|---------------|------|------|-------|-----------|
| Average RPI Loss: | 73       | RECORD    | PCT. RANK      | GAMES      | SCHEDULE    | OF SCHEDULE   | RPI  | RPI  | RPI   | RPI       |
| DIV. I ONLY       | 12- 19   | 239       | 4- 6           | 44         | 30          | 131           | 131  | 5    | 5     |           |
| DIV. I NON-CONF.  | 5- 6     | 180       | 0- 1           | 61         | 97          | 155           | 155  | 4    | 4     |           |
| TOTALS            | RPI 1-25 | RPI 26-50 | W-L RECORDS    | RPI 51-100 | RPI 101-150 | RPI 150+      |      |      |       |           |
| 12- 19            | 1- 5     | 0- 3      | OVERALL        | 4- 8       | 1- 1        | 6- 2          |      |      |       |           |
| 7- 8              | 0- 3     | 0- 0      | HOME           | 2- 4       | 1- 1        | 4- 0          |      |      |       |           |
| 4- 9              | 1- 1     | 0- 3      | AWAY           | 2- 3       | 0- 0        | 1- 2          |      |      |       |           |
| 1- 2              | 0- 1     | 0- 0      | NEUTRAL        | 0- 1       | 0- 0        | 1- 0          |      |      |       |           |
| 5- 6              | 0- 2     | 0- 2      | NON-CONFERENCE | 0- 0       | 1- 1        | 4- 1          |      |      |       |           |
| 5- 1              | 0- 0     | 0- 0      | HOME           | 0- 0       | 1- 1        | 4- 0          |      |      |       |           |
| 0- 4              | 0- 1     | 0- 2      | AWAY           | 0- 0       | 0- 0        | 0- 1          |      |      |       |           |
| 0- 1              | 0- 1     | 0- 0      | NEUTRAL        | 0- 0       | 0- 0        | 0- 0          |      |      |       |           |
| 7- 13             | 1- 3     | 0- 1      | CONFERENCE     | 4- 8       | 0- 0        | 2- 1          |      |      |       |           |
| 2- 7              | 0- 3     | 0- 0      | HOME           | 2- 4       | 0- 0        | 0- 0          |      |      |       |           |
| 4- 5              | 1- 0     | 0- 1      | AWAY           | 2- 3       | 0- 0        | 1- 1          |      |      |       |           |
| 1- 1              | 0- 0     | 0- 0      | NEUTRAL        | 0- 1       | 0- 0        | 1- 0          |      |      |       |           |

| RPI S                     | Opponent       | Score  | RPI S | Opponent          | Score | RPI S | Opponent       | Score | RPI S | Opponent            | Score | Team's RPI: 131 |
|---------------------------|----------------|--------|-------|-------------------|-------|-------|----------------|-------|-------|---------------------|-------|-----------------|
| 6                         | H Ohio St.     | 63 77  | 27    | A Tennessee       | 66 74 | 51    | H Rutgers      | 62 74 | 120   | H Virginia Tech     | 59 64 |                 |
| 8                         | H Maryland     | 53 89  | 37    | A St. Bonaventure | 60 70 | 59    | A Iowa         | 82 69 | 126   | H Youngstown St.    | 68 51 |                 |
| 14                        | N BYU          | 51 63  | 46    | A Indiana         | 55 76 | 59    | H Iowa         | 81 68 | 161   | H Fordham           | 75 59 |                 |
| 17                        | A Michigan St. | 65 61  |       |                   |       | 64    | H Purdue       | 78 88 | 179   | A Illinois          | 65 56 |                 |
| 17                        | H Michigan St. | 55 71  |       |                   |       | 64    | N Purdue       | 59 70 | 179   | N Illinois          | 75 66 |                 |
| 20                        | A South Fla.   | 79 101 |       |                   |       | 75    | A Michigan     | 73 78 | 196   | H Sacred Heart      | 83 46 |                 |
|                           |                |        |       |                   |       | 75    | H Michigan     | 87 91 | 197   | A Wisconsin         | 62 82 |                 |
|                           |                |        |       |                   |       | 81    | A Minnesota    | 85 98 | 255   | H Holy Cross        | 86 82 |                 |
|                           |                |        |       |                   |       | 94    | A Nebraska     | 69 87 | 275   | H Central Conn. St. | 73 47 |                 |
|                           |                |        |       |                   |       | 94    | H Nebraska     | 78 83 | 299   | A CSUN              | 73 81 |                 |
|                           |                |        |       |                   |       | 100   | A Northwestern | 73 54 |       |                     |       |                 |
|                           |                |        |       |                   |       | 100   | H Northwestern | 79 72 |       |                     |       |                 |
| LAST 12 Division I GAMES: |                |        |       |                   |       |       |                |       |       |                     |       |                 |
| 64                        | N Purdue       | 59 70  | 100   | A Northwestern    | 73 54 |       |                |       |       |                     |       |                 |
| 179                       | N Illinois     | 75 66  | 6     | H Ohio St.        | 63 77 |       |                |       |       |                     |       |                 |
| 14                        | N BYU          | 51 63  | 17    | A Michigan St.    | 65 61 |       |                |       |       |                     |       |                 |
| 46                        | A Indiana      | 55 76  | 51    | H Rutgers         | 62 74 |       |                |       |       |                     |       |                 |
| 59                        | H Iowa         | 81 68  | 94    | A Nebraska        | 69 87 |       |                |       |       |                     |       |                 |
| 75                        | A Michigan     | 73 78  | 64    | H Purdue          | 78 88 |       |                |       |       |                     |       |                 |

Non-Div I Games:

Penn St.

# Pepperdine

# Through Games Of March 7, 2016

|                              |          |           |                |             |               |          |      |       |           |
|------------------------------|----------|-----------|----------------|-------------|---------------|----------|------|-------|-----------|
| Average RPI Win: <b>233</b>  | WON-LOST | WINNING   | LAST 10        | STRENGTH OF | OPP. STRENGTH | TEAM     | ADJ. | CONF. | ADJ CONF. |
| Average RPI Loss: <b>119</b> | RECORD   | PCT. RANK | GAMES          | SCHEDULE    | OF SCHEDULE   | RPI      | RPI  | RPI   | RPI       |
| DIV. I ONLY                  | 7- 23    | 302       | 2- 8           | 110         | 124           | 266      | 266  | 8     | 8         |
| DIV. I NON-CONF.             | 4- 6     | 201       | 0- 1           | 230         | 307           | 235      | 235  | 9     | 9         |
| TOTALS                       | RPI 1-25 | RPI 26-50 | W-L RECORDS    | RPI 51-100  | RPI 101-150   | RPI 150+ |      |       |           |
| 7- 23                        | 0- 3     | 0- 1      | OVERALL        | 1- 8        | 0- 2          | 6- 9     |      |       |           |
| 5- 8                         | 0- 1     | 0- 0      | HOME           | 1- 3        | 0- 1          | 4- 3     |      |       |           |
| 1- 13                        | 0- 1     | 0- 1      | AWAY           | 0- 5        | 0- 1          | 1- 5     |      |       |           |
| 1- 2                         | 0- 1     | 0- 0      | NEUTRAL        | 0- 0        | 0- 0          | 1- 1     |      |       |           |
| 4- 6                         | 0- 0     | 0- 1      | NON-CONFERENCE | 0- 1        | 0- 0          | 4- 4     |      |       |           |
| 3- 1                         | 0- 0     | 0- 0      | HOME           | 0- 0        | 0- 0          | 3- 1     |      |       |           |
| 1- 4                         | 0- 0     | 0- 1      | AWAY           | 0- 1        | 0- 0          | 1- 2     |      |       |           |
| 0- 1                         | 0- 0     | 0- 0      | NEUTRAL        | 0- 0        | 0- 0          | 0- 1     |      |       |           |
| 3- 17                        | 0- 3     | 0- 0      | CONFERENCE     | 1- 7        | 0- 2          | 2- 5     |      |       |           |
| 2- 7                         | 0- 1     | 0- 0      | HOME           | 1- 3        | 0- 1          | 1- 2     |      |       |           |
| 0- 9                         | 0- 1     | 0- 0      | AWAY           | 0- 4        | 0- 1          | 0- 3     |      |       |           |
| 1- 1                         | 0- 1     | 0- 0      | NEUTRAL        | 0- 0        | 0- 0          | 1- 0     |      |       |           |

| RPI 1-25                  |   |                        |              | RPI 26-50 |   |                      |              | RPI 51-100 |   |                 |              | RPI 101+ Team's RPI: 266 |   |                   |              |
|---------------------------|---|------------------------|--------------|-----------|---|----------------------|--------------|------------|---|-----------------|--------------|--------------------------|---|-------------------|--------------|
| RPI                       | S | Opponent               | Score        | RPI       | S | Opponent             | Score        | RPI        | S | Opponent        | Score        | RPI                      | S | Opponent          | Score        |
| 14                        | A | BYU                    | 64 <b>69</b> | 48        | A | Albany (NY)          | 49 <b>64</b> | 52         | A | St. Mary's (CA) | 72 <b>88</b> | 113                      | A | Gonzaga           | 39 <b>56</b> |
| 14                        | H | BYU                    | 66 <b>77</b> |           |   |                      |              | 52         | H | St. Mary's (CA) | 62 58        | 113                      | H | Gonzaga           | 57 <b>74</b> |
| 14                        | N | BYU                    | 59 <b>72</b> |           |   |                      |              | 62         | A | Santa Clara     | 50 <b>84</b> | 169                      | N | George Mason      | 63 <b>71</b> |
|                           |   |                        |              |           |   |                      |              | 62         | H | Santa Clara     | 60 <b>62</b> | 172                      | A | New Mexico        | 52 <b>60</b> |
|                           |   |                        |              |           |   |                      |              | 68         | A | Army West Point | 53 <b>63</b> | 173                      | A | Pacific           | 62 <b>65</b> |
|                           |   |                        |              |           |   |                      |              | 80         | A | San Francisco   | 75 <b>99</b> | 173                      | H | Pacific           | 64 <b>92</b> |
|                           |   |                        |              |           |   |                      |              | 80         | H | San Francisco   | 74 <b>81</b> | 173                      | N | Pacific           | 81 72        |
|                           |   |                        |              |           |   |                      |              | 82         | A | San Diego       | 55 <b>74</b> | 188                      | H | Cal Poly          | 47 <b>61</b> |
|                           |   |                        |              |           |   |                      |              | 82         | H | San Diego       | 54 <b>70</b> | 207                      | A | UNLV              | 63 <b>83</b> |
|                           |   |                        |              |           |   |                      |              |            |   |                 |              | 212                      | A | CSU Bakersfield   | 76 73        |
|                           |   |                        |              |           |   |                      |              |            |   |                 |              | 240                      | A | Loyola Marymount  | 69 <b>79</b> |
|                           |   |                        |              |           |   |                      |              |            |   |                 |              | 240                      | H | Loyola Marymount  | 77 <b>83</b> |
|                           |   |                        |              |           |   |                      |              |            |   |                 |              | 268                      | H | UC Santa Barbara  | 71 69        |
|                           |   |                        |              |           |   |                      |              |            |   |                 |              | 288                      | A | Portland          | 79 <b>81</b> |
|                           |   |                        |              |           |   |                      |              |            |   |                 |              | 288                      | H | Portland          | 74 62        |
|                           |   |                        |              |           |   |                      |              |            |   |                 |              | 301                      | H | Denver            | 64 60        |
|                           |   |                        |              |           |   |                      |              |            |   |                 |              | 339                      | H | Cal St. Fullerton | 81 75        |
| LAST 12 Division I GAMES: |   |                        |              |           |   |                      |              |            |   |                 |              |                          |   |                   |              |
|                           |   | 14 N BYU               | 59 <b>72</b> |           |   | 173 H Pacific        | 64 <b>92</b> |            |   |                 |              |                          |   |                   |              |
|                           |   | 173 N Pacific          | 81 72        |           |   | 52 H St. Mary's (CA) | 62 58        |            |   |                 |              |                          |   |                   |              |
|                           |   | 169 N George Mason     | 63 <b>71</b> |           |   | 113 A Gonzaga        | 39 <b>56</b> |            |   |                 |              |                          |   |                   |              |
|                           |   | 240 H Loyola Marymount | 77 <b>83</b> |           |   | 288 A Portland       | 79 <b>81</b> |            |   |                 |              |                          |   |                   |              |
|                           |   | 62 A Santa Clara       | 50 <b>84</b> |           |   | 14 H BYU             | 66 <b>77</b> |            |   |                 |              |                          |   |                   |              |
|                           |   | 80 A San Francisco     | 75 <b>99</b> |           |   | 82 H San Diego       | 54 <b>70</b> |            |   |                 |              |                          |   |                   |              |

Non-Div I Games: Alas. Anchorage 61 **94**

Pepperdine

Loss, Non-Conf, S Site, H Home A Away N Neutral

| Average RPI Win:  | 231      | WON-LOST  | WINNING        | LAST 10    | STRENGTH OF | OPP. STRENGTH | TEAM | ADJ. | CONF. | ADJ CONF. |
|-------------------|----------|-----------|----------------|------------|-------------|---------------|------|------|-------|-----------|
| Average RPI Loss: | 41       | RECORD    | PCT. RANK      | GAMES      | SCHEDULE    | OF SCHEDULE   | RPI  | RPI  | RPI   | RPI       |
| DIV. I ONLY       | 13- 18   | 223       | 4- 6           | 43         | 65          | 125           | 125  | 4    | 4     |           |
| DIV. I NON-CONF.  | 8- 5     | 120       | 0- 0           | 151        | 238         | 138           | 138  | 5    | 5     |           |
| TOTALS            | RPI 1-25 | RPI 26-50 | W-L RECORDS    | RPI 51-100 | RPI 101-150 | RPI 150+      |      |      |       |           |
| 13- 18            | 0- 8     | 0- 5      | OVERALL        | 0- 3       | 2- 2        | 11- 0         |      |      |       |           |
| 6- 9              | 0- 5     | 0- 2      | HOME           | 0- 1       | 0- 1        | 6- 0          |      |      |       |           |
| 5- 6              | 0- 2     | 0- 2      | AWAY           | 0- 1       | 2- 1        | 3- 0          |      |      |       |           |
| 2- 3              | 0- 1     | 0- 1      | NEUTRAL        | 0- 1       | 0- 0        | 2- 0          |      |      |       |           |
| 8- 5              | 0- 2     | 0- 1      | NON-CONFERENCE | 0- 2       | 0- 0        | 8- 0          |      |      |       |           |
| 6- 1              | 0- 1     | 0- 0      | HOME           | 0- 0       | 0- 0        | 6- 0          |      |      |       |           |
| 1- 2              | 0- 0     | 0- 1      | AWAY           | 0- 1       | 0- 0        | 1- 0          |      |      |       |           |
| 1- 2              | 0- 1     | 0- 0      | NEUTRAL        | 0- 1       | 0- 0        | 1- 0          |      |      |       |           |
| 5- 13             | 0- 6     | 0- 4      | CONFERENCE     | 0- 1       | 2- 2        | 3- 0          |      |      |       |           |
| 0- 8              | 0- 4     | 0- 2      | HOME           | 0- 1       | 0- 1        | 0- 0          |      |      |       |           |
| 4- 4              | 0- 2     | 0- 1      | AWAY           | 0- 0       | 2- 1        | 2- 0          |      |      |       |           |
| 1- 1              | 0- 0     | 0- 1      | NEUTRAL        | 0- 0       | 0- 0        | 1- 0          |      |      |       |           |

| RPI S                     | Opponent         | Score | RPI S | Opponent             | Score | RPI S | Opponent           | Score | RPI S | Opponent             | Score | Team's RPI: 125 |
|---------------------------|------------------|-------|-------|----------------------|-------|-------|--------------------|-------|-------|----------------------|-------|-----------------|
| 1                         | H Notre Dame     | 55 65 | 26    | A Miami (FL)         | 55 79 | 60    | N South Dakota St. | 54 55 | 109   | A Virginia           | 58 55 |                 |
| 8                         | N Maryland       | 49 70 | 26    | N Miami (FL)         | 55 77 | 72    | H Georgia Tech     | 60 66 | 118   | A Boston College     | 43 54 |                 |
| 13                        | A Syracuse       | 48 71 | 33    | A Princeton          | 47 61 | 75    | A Michigan         | 45 82 | 120   | A Virginia Tech      | 59 48 |                 |
| 13                        | H Syracuse       | 56 70 | 47    | H Duke               | 48 70 |       |                    |       | 139   | H Wake Forest        | 49 60 |                 |
| 15                        | A Louisville     | 36 65 | 50    | H North Carolina St. | 76 78 |       |                    |       | 153   | A North Carolina     | 76 60 |                 |
| 15                        | H Louisville     | 61 84 |       |                      |       |       |                    |       | 153   | N North Carolina     | 82 72 |                 |
| 16                        | H Florida St.    | 55 66 |       |                      |       |       |                    |       | 154   | N Old Dominion       | 67 58 |                 |
| 18                        | H Duquesne       | 65 79 |       |                      |       |       |                    |       | 255   | H Holy Cross         | 56 50 |                 |
|                           |                  |       |       |                      |       |       |                    |       | 258   | A Clemson            | 59 56 |                 |
|                           |                  |       |       |                      |       |       |                    |       | 263   | A Saint Francis (PA) | 74 59 |                 |
|                           |                  |       |       |                      |       |       |                    |       | 273   | H American           | 76 58 |                 |
|                           |                  |       |       |                      |       |       |                    |       | 284   | H Rider              | 75 44 |                 |
|                           |                  |       |       |                      |       |       |                    |       | 317   | H Mt. St. Mary's     | 74 57 |                 |
|                           |                  |       |       |                      |       |       |                    |       | 322   | H Delaware St.       | 77 43 |                 |
|                           |                  |       |       |                      |       |       |                    |       | 345   | H Wagner             | 67 41 |                 |
| LAST 12 Division I GAMES: |                  |       |       |                      |       |       |                    |       |       |                      |       |                 |
| 26                        | N Miami (FL)     | 55 77 | 120   | A Virginia Tech      | 59 48 |       |                    |       |       |                      |       |                 |
| 153                       | N North Carolina | 82 72 | 15    | H Louisville         | 61 84 |       |                    |       |       |                      |       |                 |
| 15                        | A Louisville     | 36 65 | 139   | H Wake Forest        | 49 60 |       |                    |       |       |                      |       |                 |
| 72                        | H Georgia Tech   | 60 66 | 258   | A Clemson            | 59 56 |       |                    |       |       |                      |       |                 |
| 13                        | H Syracuse       | 56 70 | 47    | H Duke               | 48 70 |       |                    |       |       |                      |       |                 |
| 153                       | A North Carolina | 76 60 | 109   | A Virginia           | 58 55 |       |                    |       |       |                      |       |                 |

Non-Div I Games:

Pittsburgh

■ Loss, 
 ■ Non-Conf, S Site, 
 ■ Home 
 ■ Away 
 N Neutral

Portland

Through Games Of March 7, 2016

|                   |          |           |                |            |             |               |      |      |       |           |
|-------------------|----------|-----------|----------------|------------|-------------|---------------|------|------|-------|-----------|
| Average RPI Win:  | 294      | WON-LOST  | WINNING        | LAST 10    | STRENGTH OF | OPP. STRENGTH | TEAM | ADJ. | CONF. | ADJ CONF. |
| Average RPI Loss: | 125      | RECORD    | PCT. RANK      | GAMES      | SCHEDULE    | OF SCHEDULE   | RPI  | RPI  | RPI   | RPI       |
| DIV. I ONLY       | 2- 27    | 346       | 1- 9           | 73         | 135         | 288           | 288  | 8    | 8     |           |
| DIV. I NON-CONF.  | 1- 9     | 325       | 0- 0           | 66         | 287         | 264           | 264  | 9    | 9     |           |
| TOTALS            | RPI 1-25 | RPI 26-50 | W-L RECORDS    | RPI 51-100 | RPI 101-150 | RPI 150+      |      |      |       |           |
| 2- 27             | 0- 3     | 0- 1      | OVERALL        | 0- 9       | 0- 3        | 2- 11         |      |      |       |           |
| 1- 13             | 0- 2     | 0- 0      | HOME           | 0- 4       | 0- 2        | 1- 5          |      |      |       |           |
| 1- 13             | 0- 1     | 0- 1      | AWAY           | 0- 5       | 0- 1        | 1- 5          |      |      |       |           |
| 0- 1              | 0- 0     | 0- 0      | NEUTRAL        | 0- 0       | 0- 0        | 0- 1          |      |      |       |           |
| 1- 9              | 0- 1     | 0- 1      | NON-CONFERENCE | 0- 1       | 0- 1        | 1- 5          |      |      |       |           |
| 0- 5              | 0- 1     | 0- 0      | HOME           | 0- 0       | 0- 1        | 0- 3          |      |      |       |           |
| 1- 4              | 0- 0     | 0- 1      | AWAY           | 0- 1       | 0- 0        | 1- 2          |      |      |       |           |
| 0- 0              | 0- 0     | 0- 0      | NEUTRAL        | 0- 0       | 0- 0        | 0- 0          |      |      |       |           |
| 1- 18             | 0- 2     | 0- 0      | CONFERENCE     | 0- 8       | 0- 2        | 1- 6          |      |      |       |           |
| 1- 8              | 0- 1     | 0- 0      | HOME           | 0- 4       | 0- 1        | 1- 2          |      |      |       |           |
| 0- 9              | 0- 1     | 0- 0      | AWAY           | 0- 4       | 0- 1        | 0- 3          |      |      |       |           |
| 0- 1              | 0- 0     | 0- 0      | NEUTRAL        | 0- 0       | 0- 0        | 0- 1          |      |      |       |           |

| RPI S                     | Opponent           | Score | RPI S | Opponent           | Score | RPI S | Opponent          | Score | RPI S | Opponent           | Score | Team's RPI: 288 |
|---------------------------|--------------------|-------|-------|--------------------|-------|-------|-------------------|-------|-------|--------------------|-------|-----------------|
| 5                         | H Oregon St.       | 50 94 | 32    | A Washington       | 65 83 | 52    | A St. Mary's (CA) | 53 95 | 113   | A Gonzaga          | 51 86 |                 |
| 14                        | A BYU              | 66 78 |       |                    |       | 52    | H St. Mary's (CA) | 51 78 | 113   | H Gonzaga          | 63 71 |                 |
| 14                        | H BYU              | 59 84 |       |                    |       | 62    | A Santa Clara     | 47 66 | 145   | H Boise St.        | 49 89 |                 |
|                           |                    |       |       |                    |       | 62    | H Santa Clara     | 45 67 | 151   | A Montana St.      | 57 86 |                 |
|                           |                    |       |       |                    |       | 80    | A San Francisco   | 69 90 | 162   | A Montana          | 67 90 |                 |
|                           |                    |       |       |                    |       | 80    | H San Francisco   | 63 82 | 173   | A Pacific          | 38 87 |                 |
|                           |                    |       |       |                    |       | 82    | A San Diego       | 43 71 | 173   | H Pacific          | 64 72 |                 |
|                           |                    |       |       |                    |       | 82    | H San Diego       | 67 77 | 184   | H Weber St.        | 55 57 |                 |
|                           |                    |       |       |                    |       | 84    | A Oregon          | 52 93 | 187   | H UC Davis         | 47 72 |                 |
|                           |                    |       |       |                    |       |       |                   |       | 240   | A Loyola Marymount | 52 62 |                 |
|                           |                    |       |       |                    |       |       |                   |       | 240   | H Loyola Marymount | 62 77 |                 |
|                           |                    |       |       |                    |       |       |                   |       | 240   | N Loyola Marymount | 72 85 |                 |
|                           |                    |       |       |                    |       |       |                   |       | 266   | A Pepperdine       | 62 74 |                 |
|                           |                    |       |       |                    |       |       |                   |       | 266   | H Pepperdine       | 81 79 |                 |
|                           |                    |       |       |                    |       |       |                   |       | 299   | H CSUN             | 62 68 |                 |
|                           |                    |       |       |                    |       |       |                   |       | 321   | A Portland St.     | 69 53 |                 |
| LAST 12 Division I GAMES: |                    |       |       |                    |       |       |                   |       |       |                    |       |                 |
| 240                       | N Loyola Marymount | 72 85 | 240   | H Loyola Marymount | 62 77 |       |                   |       |       |                    |       |                 |
| 82                        | H San Diego        | 67 77 | 266   | H Pepperdine       | 81 79 |       |                   |       |       |                    |       |                 |
| 14                        | H BYU              | 59 84 | 62    | A Santa Clara      | 47 66 |       |                   |       |       |                    |       |                 |
| 52                        | A St. Mary's (CA)  | 53 95 | 80    | A San Francisco    | 69 90 |       |                   |       |       |                    |       |                 |
| 173                       | A Pacific          | 38 87 | 52    | H St. Mary's (CA)  | 51 78 |       |                   |       |       |                    |       |                 |
| 113                       | A Gonzaga          | 51 86 | 173   | H Pacific          | 64 72 |       |                   |       |       |                    |       |                 |

Non-Div I Games: Willamette 73 54

Portland

Loss, Non-Conf, S Site, H Home A Away N Neutral

Portland St.

Through Games Of March 7, 2016

|                   |          |           |                |            |             |               |      |      |       |           |
|-------------------|----------|-----------|----------------|------------|-------------|---------------|------|------|-------|-----------|
| Average RPI Win:  | 261      | WON-LOST  | WINNING        | LAST 10    | STRENGTH OF | OPP. STRENGTH | TEAM | ADJ. | CONF. | ADJ CONF. |
| Average RPI Loss: | 175      | RECORD    | PCT. RANK      | GAMES      | SCHEDULE    | OF SCHEDULE   | RPI  | RPI  | RPI   | RPI       |
| DIV. I ONLY       | 3- 25    | 340       | 1- 9           | 143        | 308         | 321           | 321  | 19   | 19    |           |
| DIV. I NON-CONF.  | 1- 8     | 320       | 0- 0           | 238        | 308         | 333           | 333  | 23   | 23    |           |
| TOTALS            | RPI 1-25 | RPI 26-50 | W-L RECORDS    | RPI 51-100 | RPI 101-150 | RPI 150+      |      |      |       |           |
| 3- 25             | 0- 0     | 0- 0      | OVERALL        | 0- 4       | 0- 3        | 3- 18         |      |      |       |           |
| 2- 11             | 0- 0     | 0- 0      | HOME           | 0- 1       | 0- 1        | 2- 9          |      |      |       |           |
| 1- 13             | 0- 0     | 0- 0      | AWAY           | 0- 3       | 0- 2        | 1- 8          |      |      |       |           |
| 0- 1              | 0- 0     | 0- 0      | NEUTRAL        | 0- 0       | 0- 0        | 0- 1          |      |      |       |           |
| 1- 8              | 0- 0     | 0- 0      | NON-CONFERENCE | 0- 3       | 0- 1        | 1- 4          |      |      |       |           |
| 1- 3              | 0- 0     | 0- 0      | HOME           | 0- 0       | 0- 0        | 1- 3          |      |      |       |           |
| 0- 5              | 0- 0     | 0- 0      | AWAY           | 0- 3       | 0- 1        | 0- 1          |      |      |       |           |
| 0- 0              | 0- 0     | 0- 0      | NEUTRAL        | 0- 0       | 0- 0        | 0- 0          |      |      |       |           |
| 2- 17             | 0- 0     | 0- 0      | CONFERENCE     | 0- 1       | 0- 2        | 2- 14         |      |      |       |           |
| 1- 8              | 0- 0     | 0- 0      | HOME           | 0- 1       | 0- 1        | 1- 6          |      |      |       |           |
| 1- 8              | 0- 0     | 0- 0      | AWAY           | 0- 0       | 0- 1        | 1- 7          |      |      |       |           |
| 0- 1              | 0- 0     | 0- 0      | NEUTRAL        | 0- 0       | 0- 0        | 0- 1          |      |      |       |           |

| RPI S                     | Opponent | Score | RPI S | Opponent         | Score | RPI S | Opponent           | Score  | RPI S | Opponent            | Score  | Team's RPI: 321 |
|---------------------------|----------|-------|-------|------------------|-------|-------|--------------------|--------|-------|---------------------|--------|-----------------|
|                           |          |       |       |                  |       | 60    | A South Dakota St. | 65 74  | 129   | A Long Beach St.    | 71 89  |                 |
|                           |          |       |       |                  |       | 61    | A South Dakota     | 61 103 | 135   | A Idaho             | 63 84  |                 |
|                           |          |       |       |                  |       | 84    | A Oregon           | 59 122 | 135   | H Idaho             | 65 94  |                 |
|                           |          |       |       |                  |       | 92    | H North Dakota     | 62 75  | 151   | A Montana St.       | 64 74  |                 |
|                           |          |       |       |                  |       |       |                    |        | 151   | H Montana St.       | 59 106 |                 |
|                           |          |       |       |                  |       |       |                    |        | 162   | A Montana           | 57 76  |                 |
|                           |          |       |       |                  |       |       |                    |        | 162   | H Montana           | 58 79  |                 |
|                           |          |       |       |                  |       |       |                    |        | 167   | A Sacramento St.    | 91 132 |                 |
|                           |          |       |       |                  |       |       |                    |        | 167   | H Sacramento St.    | 78 126 |                 |
|                           |          |       |       |                  |       |       |                    |        | 178   | A Eastern Wash.     | 57 70  |                 |
|                           |          |       |       |                  |       |       |                    |        | 178   | H Eastern Wash.     | 81 79  |                 |
|                           |          |       |       |                  |       |       |                    |        | 181   | H Northern Colo.    | 59 70  |                 |
|                           |          |       |       |                  |       |       |                    |        | 184   | A Weber St.         | 73 102 |                 |
|                           |          |       |       |                  |       |       |                    |        | 184   | H Weber St.         | 58 75  |                 |
|                           |          |       |       |                  |       |       |                    |        | 184   | N Weber St.         | 68 91  |                 |
|                           |          |       |       |                  |       |       |                    |        | 187   | H UC Davis          | 70 82  |                 |
|                           |          |       |       |                  |       |       |                    |        | 192   | A Idaho St.         | 70 71  |                 |
|                           |          |       |       |                  |       |       |                    |        | 192   | H Idaho St.         | 42 64  |                 |
|                           |          |       |       |                  |       |       |                    |        | 271   | H Seattle           | 64 85  |                 |
|                           |          |       |       |                  |       |       |                    |        | 288   | H Portland          | 53 69  |                 |
|                           |          |       |       |                  |       |       |                    |        | 299   | H CSUN              | 83 77  |                 |
|                           |          |       |       |                  |       |       |                    |        | 307   | A Northern Ariz.    | 88 80  |                 |
|                           |          |       |       |                  |       |       |                    |        | 335   | A Southern Utah     | 64 76  |                 |
|                           |          |       |       |                  |       |       |                    |        | 339   | A Cal St. Fullerton | 69 84  |                 |
| LAST 12 Division I GAMES: |          |       |       |                  |       |       |                    |        |       |                     |        |                 |
|                           |          |       | 184   | N Weber St.      | 68 91 | 135   | A Idaho            | 63 84  |       |                     |        |                 |
|                           |          |       | 335   | A Southern Utah  | 64 76 | 184   | H Weber St.        | 58 75  |       |                     |        |                 |
|                           |          |       | 307   | A Northern Ariz. | 88 80 | 192   | H Idaho St.        | 42 64  |       |                     |        |                 |
|                           |          |       | 181   | H Northern Colo. | 59 70 | 162   | A Montana          | 57 76  |       |                     |        |                 |
|                           |          |       | 92    | H North Dakota   | 62 75 | 151   | A Montana St.      | 64 74  |       |                     |        |                 |
|                           |          |       | 178   | A Eastern Wash.  | 57 70 | 135   | H Idaho            | 65 94  |       |                     |        |                 |

Non-Div I Games: Warner Pacific 64 76 Corban 90 76

Portland St.

Loss, Non-Conf, S Site, H Home A Away N Neutral

|                   |          |           |                |            |             |               |      |      |       |           |
|-------------------|----------|-----------|----------------|------------|-------------|---------------|------|------|-------|-----------|
| Average RPI Win:  | 307      | WON-LOST  | WINNING        | LAST 10    | STRENGTH OF | OPP. STRENGTH | TEAM | ADJ. | CONF. | ADJ CONF. |
| Average RPI Loss: | 201      | RECORD    | PCT. RANK      | GAMES      | SCHEDULE    | OF SCHEDULE   | RPI  | RPI  | RPI   | RPI       |
| DIV. I ONLY       | 12- 14   | 202       | 4- 6           | 344        | 335         | 278           | 278  | 31   | 31    |           |
| DIV. I NON-CONF.  | 3- 5     | 218       | 0- 0           | 303        | 128         | 227           | 227  | 31   | 31    |           |
| TOTALS            | RPI 1-25 | RPI 26-50 | W-L RECORDS    | RPI 51-100 | RPI 101-150 | RPI 150+      |      |      |       |           |
| 12- 14            | 0- 1     | 0- 0      | OVERALL        | 0- 1       | 0- 1        | 12- 11        |      |      |       |           |
| 6- 4              | 0- 0     | 0- 0      | HOME           | 0- 0       | 0- 0        | 6- 4          |      |      |       |           |
| 6- 9              | 0- 1     | 0- 0      | AWAY           | 0- 0       | 0- 0        | 6- 0          |      |      |       |           |
| 0- 1              | 0- 0     | 0- 0      | NEUTRAL        | 0- 0       | 0- 0        | 0- 1          |      |      |       |           |
| 3- 5              | 0- 1     | 0- 0      | NON-CONFERENCE | 0- 1       | 0- 1        | 3- 2          |      |      |       |           |
| 1- 0              | 0- 0     | 0- 0      | HOME           | 0- 0       | 0- 0        | 1- 0          |      |      |       |           |
| 2- 4              | 0- 1     | 0- 0      | AWAY           | 0- 1       | 0- 1        | 2- 1          |      |      |       |           |
| 0- 1              | 0- 0     | 0- 0      | NEUTRAL        | 0- 0       | 0- 0        | 0- 1          |      |      |       |           |
| 9- 9              | 0- 0     | 0- 0      | CONFERENCE     | 0- 0       | 0- 0        | 9- 9          |      |      |       |           |
| 5- 4              | 0- 0     | 0- 0      | HOME           | 0- 0       | 0- 0        | 5- 4          |      |      |       |           |
| 4- 5              | 0- 0     | 0- 0      | AWAY           | 0- 0       | 0- 0        | 4- 5          |      |      |       |           |
| 0- 0              | 0- 0     | 0- 0      | NEUTRAL        | 0- 0       | 0- 0        | 0- 0          |      |      |       |           |

| RPI 1-25                  |   |                  |       | RPI 26-50 |   |                  |       | RPI 51-100 |   |              |       | RPI 101+ Team's RPI: 278 |   |                  |       |
|---------------------------|---|------------------|-------|-----------|---|------------------|-------|------------|---|--------------|-------|--------------------------|---|------------------|-------|
| RPI                       | S | Opponent         | Score | RPI       | S | Opponent         | Score | RPI        | S | Opponent     | Score | RPI                      | S | Opponent         | Score |
| 19                        | A | Texas A&M        | 30 88 |           |   |                  |       | 72         | A | Georgia Tech | 48 96 | 107                      | A | TCU              | 60 69 |
|                           |   |                  |       |           |   |                  |       |            |   |              |       | 155                      | A | Southern U.      | 45 72 |
|                           |   |                  |       |           |   |                  |       |            |   |              |       | 155                      | H | Southern U.      | 55 65 |
|                           |   |                  |       |           |   |                  |       |            |   |              |       | 183                      | A | Louisiana Tech   | 77 68 |
|                           |   |                  |       |           |   |                  |       |            |   |              |       | 186                      | A | Grambling        | 66 69 |
|                           |   |                  |       |           |   |                  |       |            |   |              |       | 186                      | H | Grambling        | 44 51 |
|                           |   |                  |       |           |   |                  |       |            |   |              |       | 234                      | A | Texas Southern   | 65 72 |
|                           |   |                  |       |           |   |                  |       |            |   |              |       | 234                      | H | Texas Southern   | 43 50 |
|                           |   |                  |       |           |   |                  |       |            |   |              |       | 251                      | A | Alabama St.      | 54 65 |
|                           |   |                  |       |           |   |                  |       |            |   |              |       | 251                      | H | Alabama St.      | 63 60 |
|                           |   |                  |       |           |   |                  |       |            |   |              |       | 287                      | H | Lamar            | 80 72 |
|                           |   |                  |       |           |   |                  |       |            |   |              |       | 290                      | A | Wichita St.      | 36 64 |
|                           |   |                  |       |           |   |                  |       |            |   |              |       | 296                      | A | Alcorn           | 65 70 |
|                           |   |                  |       |           |   |                  |       |            |   |              |       | 296                      | H | Alcorn           | 58 54 |
|                           |   |                  |       |           |   |                  |       |            |   |              |       | 304                      | A | Nicholls St.     | 81 70 |
|                           |   |                  |       |           |   |                  |       |            |   |              |       | 308                      | A | Jackson St.      | 62 52 |
|                           |   |                  |       |           |   |                  |       |            |   |              |       | 308                      | H | Jackson St.      | 67 77 |
|                           |   |                  |       |           |   |                  |       |            |   |              |       | 323                      | N | North Dakota St. | 58 79 |
|                           |   |                  |       |           |   |                  |       |            |   |              |       | 334                      | A | Ark.-Pine Bluff  | 70 66 |
|                           |   |                  |       |           |   |                  |       |            |   |              |       | 334                      | H | Ark.-Pine Bluff  | 70 55 |
|                           |   |                  |       |           |   |                  |       |            |   |              |       | 346                      | A | Alabama A&M      | 67 52 |
|                           |   |                  |       |           |   |                  |       |            |   |              |       | 346                      | H | Alabama A&M      | 93 72 |
|                           |   |                  |       |           |   |                  |       |            |   |              |       | 349                      | A | Mississippi Val. | 81 50 |
|                           |   |                  |       |           |   |                  |       |            |   |              |       | 349                      | H | Mississippi Val. | 80 57 |
| LAST 12 Division I GAMES: |   |                  |       |           |   |                  |       |            |   |              |       |                          |   |                  |       |
| 155                       | A | Southern U.      | 45 72 | 308       | H | Jackson St.      | 67 77 |            |   |              |       |                          |   |                  |       |
| 296                       | A | Alcorn           | 65 70 | 186       | H | Grambling        | 44 51 |            |   |              |       |                          |   |                  |       |
| 346                       | H | Alabama A&M      | 93 72 | 234       | H | Texas Southern   | 43 50 |            |   |              |       |                          |   |                  |       |
| 251                       | H | Alabama St.      | 63 60 | 251       | A | Alabama St.      | 54 65 |            |   |              |       |                          |   |                  |       |
| 349                       | A | Mississippi Val. | 81 50 | 346       | A | Alabama A&M      | 67 52 |            |   |              |       |                          |   |                  |       |
| 334                       | A | Ark.-Pine Bluff  | 70 66 | 349       | H | Mississippi Val. | 80 57 |            |   |              |       |                          |   |                  |       |

Non-Div I Games: Howard Payne 86 46

Prairie View

Loss, Non-Conf, S Site, H Home A Away N Neutral



Presbyterian

Through Games Of March 7, 2016

|                   |          |           |                |            |             |               |      |      |       |           |
|-------------------|----------|-----------|----------------|------------|-------------|---------------|------|------|-------|-----------|
| Average RPI Win:  | 267      | WON-LOST  | WINNING        | LAST 10    | STRENGTH OF | OPP. STRENGTH | TEAM | ADJ. | CONF. | ADJ CONF. |
| Average RPI Loss: | 182      | RECORD    | PCT. RANK      | GAMES      | SCHEDULE    | OF SCHEDULE   | RPI  | RPI  | RPI   | RPI       |
| DIV. I ONLY       | 14- 12   | 152       | 6- 4           | 303        | 279         | 208           | 208  | 27   | 27    |           |
| DIV. I NON-CONF.  | 1- 5     | 304       | 0- 0           | 338        | 94          | 342           | 342  | 29   | 29    |           |
| TOTALS            | RPI 1-25 | RPI 26-50 | W-L RECORDS    | RPI 51-100 | RPI 101-150 | RPI 150+      |      |      |       |           |
| 14- 12            | 0- 0     | 0- 0      | OVERALL        | 0- 1       | 2- 4        | 12- 7         |      |      |       |           |
| 9- 2              | 0- 0     | 0- 0      | HOME           | 0- 0       | 1- 1        | 8- 1          |      |      |       |           |
| 5- 10             | 0- 0     | 0- 0      | AWAY           | 0- 1       | 1- 3        | 4- 6          |      |      |       |           |
| 0- 0              | 0- 0     | 0- 0      | NEUTRAL        | 0- 0       | 0- 0        | 0- 0          |      |      |       |           |
| 1- 5              | 0- 0     | 0- 0      | NON-CONFERENCE | 0- 1       | 0- 2        | 1- 2          |      |      |       |           |
| 1- 0              | 0- 0     | 0- 0      | HOME           | 0- 0       | 0- 0        | 1- 0          |      |      |       |           |
| 0- 5              | 0- 0     | 0- 0      | AWAY           | 0- 1       | 0- 2        | 0- 2          |      |      |       |           |
| 0- 0              | 0- 0     | 0- 0      | NEUTRAL        | 0- 0       | 0- 0        | 0- 0          |      |      |       |           |
| 13- 7             | 0- 0     | 0- 0      | CONFERENCE     | 0- 0       | 2- 2        | 11- 5         |      |      |       |           |
| 8- 2              | 0- 0     | 0- 0      | HOME           | 0- 0       | 1- 1        | 7- 1          |      |      |       |           |
| 5- 5              | 0- 0     | 0- 0      | AWAY           | 0- 0       | 1- 1        | 4- 4          |      |      |       |           |
| 0- 0              | 0- 0     | 0- 0      | NEUTRAL        | 0- 0       | 0- 0        | 0- 0          |      |      |       |           |

| RPI 1-25                  |   |          |       | RPI 26-50 |   |               |       | RPI 51-100 |   |            |       | RPI 101+ |     |                |               | Team's RPI: 208 |    |
|---------------------------|---|----------|-------|-----------|---|---------------|-------|------------|---|------------|-------|----------|-----|----------------|---------------|-----------------|----|
| RPI                       | S | Opponent | Score | RPI       | S | Opponent      | Score | RPI        | S | Opponent   | Score | RPI      | S   | Opponent       | Score         |                 |    |
|                           |   |          |       |           |   |               |       | 74         | A | Vanderbilt | 38    | 56       | 120 | A              | Virginia Tech | 44              | 58 |
|                           |   |          |       |           |   |               |       |            |   |            |       | 127      | A   | Liberty        | 57            | 49              |    |
|                           |   |          |       |           |   |               |       |            |   |            |       | 127      | H   | Liberty        | 60            | 42              |    |
|                           |   |          |       |           |   |               |       |            |   |            |       | 132      | A   | UNC Asheville  | 59            | 68              |    |
|                           |   |          |       |           |   |               |       |            |   |            |       | 132      | H   | UNC Asheville  | 63            | 72              |    |
|                           |   |          |       |           |   |               |       |            |   |            |       | 149      | A   | East Carolina  | 57            | 84              |    |
|                           |   |          |       |           |   |               |       |            |   |            |       | 174      | A   | Radford        | 40            | 42              |    |
|                           |   |          |       |           |   |               |       |            |   |            |       | 174      | H   | Radford        | 53            | 64              |    |
|                           |   |          |       |           |   |               |       |            |   |            |       | 201      | A   | Colorado       | 60            | 72              |    |
|                           |   |          |       |           |   |               |       |            |   |            |       | 206      | A   | Gardner-Webb   | 40            | 51              |    |
|                           |   |          |       |           |   |               |       |            |   |            |       | 206      | H   | Gardner-Webb   | 60            | 53              |    |
|                           |   |          |       |           |   |               |       |            |   |            |       | 253      | A   | High Point     | 47            | 61              |    |
|                           |   |          |       |           |   |               |       |            |   |            |       | 253      | H   | High Point     | 82            | 70              |    |
|                           |   |          |       |           |   |               |       |            |   |            |       | 267      | A   | Campbell       | 69            | 45              |    |
|                           |   |          |       |           |   |               |       |            |   |            |       | 267      | H   | Campbell       | 64            | 54              |    |
|                           |   |          |       |           |   |               |       |            |   |            |       | 283      | A   | Coastal Caro.  | 47            | 60              |    |
|                           |   |          |       |           |   |               |       |            |   |            |       | 283      | H   | Coastal Caro.  | 66            | 42              |    |
|                           |   |          |       |           |   |               |       |            |   |            |       | 286      | A   | Kennesaw St.   | 47            | 49              |    |
|                           |   |          |       |           |   |               |       |            |   |            |       | 294      | A   | Charleston So. | 63            | 49              |    |
|                           |   |          |       |           |   |               |       |            |   |            |       | 294      | H   | Charleston So. | 52            | 37              |    |
|                           |   |          |       |           |   |               |       |            |   |            |       | 309      | A   | Longwood       | 59            | 38              |    |
|                           |   |          |       |           |   |               |       |            |   |            |       | 309      | H   | Longwood       | 75            | 49              |    |
|                           |   |          |       |           |   |               |       |            |   |            |       | 326      | A   | Winthrop       | 59            | 48              |    |
|                           |   |          |       |           |   |               |       |            |   |            |       | 326      | H   | Winthrop       | 77            | 44              |    |
|                           |   |          |       |           |   |               |       |            |   |            |       | 348      | H   | N.C. Central   | 60            | 50              |    |
| LAST 12 Division I GAMES: |   |          |       |           |   |               |       |            |   |            |       |          |     |                |               |                 |    |
|                           |   |          |       | 127       | A | Liberty       | 57    | 49         |   |            |       | 294      | H   | Charleston So. | 52            | 37              |    |
|                           |   |          |       | 174       | A | Radford       | 40    | 42         |   |            |       | 253      | A   | High Point     | 47            | 61              |    |
|                           |   |          |       | 326       | H | Winthrop      | 77    | 44         |   |            |       | 309      | H   | Longwood       | 75            | 49              |    |
|                           |   |          |       | 283       | A | Coastal Caro. | 47    | 60         |   |            |       | 206      | H   | Gardner-Webb   | 60            | 53              |    |
|                           |   |          |       | 267       | H | Campbell      | 64    | 54         |   |            |       | 132      | A   | UNC Asheville  | 59            | 68              |    |
|                           |   |          |       | 206       | A | Gardner-Webb  | 40    | 51         |   |            |       | 283      | H   | Coastal Caro.  | 66            | 42              |    |

Non-Div I Games: Warren Wilson 95 56 Columbia (SC) 104 37 Brevard 70 53

Presbyterian

Loss, Non-Conf, S Site, H Home A Away N Neutral

|                   |          |           |                |            |             |               |      |      |       |           |
|-------------------|----------|-----------|----------------|------------|-------------|---------------|------|------|-------|-----------|
| Average RPI Win:  | 188      | WON-LOST  | WINNING        | LAST 10    | STRENGTH OF | OPP. STRENGTH | TEAM | ADJ. | CONF. | ADJ CONF. |
| Average RPI Loss: | 41       | RECORD    | PCT. RANK      | GAMES      | SCHEDULE    | OF SCHEDULE   | RPI  | RPI  | RPI   | RPI       |
| DIV. I ONLY       | 23- 4    | 17        | 10- 0          | 154        | 97          | 33            | 33   | 10   | 10    |           |
| DIV. I NON-CONF.  | 11- 3    | 54        | 0- 0           | 215        | 48          | 63            | 63   | 12   | 12    |           |
| TOTALS            | RPI 1-25 | RPI 26-50 | W-L RECORDS    | RPI 51-100 | RPI 101-150 | RPI 150+      |      |      |       |           |
| 23- 4             | 1- 1     | 0- 2      | OVERALL        | 3- 1       | 1- 0        | 18- 0         |      |      |       |           |
| 13- 0             | 1- 0     | 0- 0      | HOME           | 2- 0       | 1- 0        | 9- 0          |      |      |       |           |
| 8- 4              | 0- 1     | 0- 2      | AWAY           | 1- 1       | 0- 0        | 7- 0          |      |      |       |           |
| 2- 0              | 0- 0     | 0- 0      | NEUTRAL        | 0- 0       | 0- 0        | 2- 0          |      |      |       |           |
| 11- 3             | 1- 1     | 0- 1      | NON-CONFERENCE | 1- 1       | 1- 0        | 8- 0          |      |      |       |           |
| 7- 0              | 1- 0     | 0- 0      | HOME           | 1- 0       | 1- 0        | 4- 0          |      |      |       |           |
| 2- 3              | 0- 1     | 0- 1      | AWAY           | 0- 1       | 0- 0        | 2- 0          |      |      |       |           |
| 2- 0              | 0- 0     | 0- 0      | NEUTRAL        | 0- 0       | 0- 0        | 2- 0          |      |      |       |           |
| 12- 1             | 0- 0     | 0- 1      | CONFERENCE     | 2- 0       | 0- 0        | 10- 0         |      |      |       |           |
| 6- 0              | 0- 0     | 0- 0      | HOME           | 1- 0       | 0- 0        | 5- 0          |      |      |       |           |
| 6- 1              | 0- 0     | 0- 1      | AWAY           | 1- 0       | 0- 0        | 5- 0          |      |      |       |           |
| 0- 0              | 0- 0     | 0- 0      | NEUTRAL        | 0- 0       | 0- 0        | 0- 0          |      |      |       |           |

| RPI 1-25                  |   |           |       | RPI 26-50 |   |            |       | Team's RPI: 33 | RPI 51-100 |   |          |       | RPI 101+ |   |            |       |
|---------------------------|---|-----------|-------|-----------|---|------------|-------|----------------|------------|---|----------|-------|----------|---|------------|-------|
| RPI                       | S | Opponent  | Score | RPI       | S | Opponent   | Score |                | RPI        | S | Opponent | Score | RPI      | S | Opponent   | Score |
| 6                         | A | Ohio St.  | 70 90 | 36        | A | Penn       | 48 50 |                | 75         | H | Michigan | 74 57 | 125      | H | Pittsburgh | 61 47 |
| 18                        | H | Duquesne  | 94 66 | 40        | A | Seton Hall | 64 71 |                | 83         | A | Dayton   | 81 85 | 156      | A | Yale       | 94 81 |
|                           |   |           |       |           |   |            |       |                | 93         | A | Harvard  | 92 83 | 156      | H | Yale       | 65 50 |
|                           |   |           |       |           |   |            |       |                | 93         | H | Harvard  | 79 69 | 159      | A | Marist     | 77 44 |
|                           |   |           |       |           |   |            |       |                |            |   |          |       | 161      | H | Fordham    | 55 44 |
|                           |   |           |       |           |   |            |       |                |            |   |          |       | 168      | A | Cornell    | 94 57 |
|                           |   |           |       |           |   |            |       |                |            |   |          |       | 168      | H | Cornell    | 71 51 |
|                           |   |           |       |           |   |            |       |                |            |   |          |       | 203      | H | Hampton    | 79 55 |
|                           |   |           |       |           |   |            |       |                |            |   |          |       | 205      | A | Brown      | 83 57 |
|                           |   |           |       |           |   |            |       |                |            |   |          |       | 205      | H | Brown      | 72 53 |
|                           |   |           |       |           |   |            |       |                |            |   |          |       | 214      | A | Dartmouth  | 85 48 |
|                           |   |           |       |           |   |            |       |                |            |   |          |       | 214      | H | Dartmouth  | 68 42 |
|                           |   |           |       |           |   |            |       |                |            |   |          |       | 245      | H | Monmouth   | 81 70 |
|                           |   |           |       |           |   |            |       |                |            |   |          |       | 247      | A | Columbia   | 77 48 |
|                           |   |           |       |           |   |            |       |                |            |   |          |       | 247      | H | Columbia   | 86 54 |
|                           |   |           |       |           |   |            |       |                |            |   |          |       | 271      | N | Seattle    | 85 48 |
|                           |   |           |       |           |   |            |       |                |            |   |          |       | 273      | H | American   | 72 34 |
|                           |   |           |       |           |   |            |       |                |            |   |          |       | 284      | A | Rider      | 78 59 |
|                           |   |           |       |           |   |            |       |                |            |   |          |       | 336      | N | UC Irvine  | 83 42 |
| LAST 12 Division I GAMES: |   |           |       |           |   |            |       |                |            |   |          |       |          |   |            |       |
| 214                       | H | Dartmouth | 68 42 | 247       | H | Columbia   | 86 54 |                |            |   |          |       |          |   |            |       |
| 93                        | H | Harvard   | 79 69 | 168       | H | Cornell    | 71 51 |                |            |   |          |       |          |   |            |       |
| 168                       | A | Cornell   | 94 57 | 93        | A | Harvard    | 92 83 |                |            |   |          |       |          |   |            |       |
| 247                       | A | Columbia  | 77 48 | 214       | A | Dartmouth  | 85 48 |                |            |   |          |       |          |   |            |       |
| 205                       | A | Brown     | 83 57 | 156       | H | Yale       | 65 50 |                |            |   |          |       |          |   |            |       |
| 156                       | A | Yale      | 94 81 | 205       | H | Brown      | 72 53 |                |            |   |          |       |          |   |            |       |

Non-Div I Games:

Princeton

Providence

Through Games Of March 7, 2016

|                   |          |           |                |            |             |               |      |      |       |           |
|-------------------|----------|-----------|----------------|------------|-------------|---------------|------|------|-------|-----------|
| Average RPI Win:  | 202      | WON-LOST  | WINNING        | LAST 10    | STRENGTH OF | OPP. STRENGTH | TEAM | ADJ. | CONF. | ADJ CONF. |
| Average RPI Loss: | 100      | RECORD    | PCT. RANK      | GAMES      | SCHEDULE    | OF SCHEDULE   | RPI  | RPI  | RPI   | RPI       |
| DIV. I ONLY       | 5- 24    | 320       | 1- 9           | 71         | 88          | 265           | 265  | 6    | 6     |           |
| DIV. I NON-CONF.  | 4- 6     | 201       | 0- 0           | 87         | 266         | 193           | 193  | 6    | 6     |           |
| TOTALS            | RPI 1-25 | RPI 26-50 | W-L RECORDS    | RPI 51-100 | RPI 101-150 | RPI 150+      |      |      |       |           |
| 5- 24             | 0- 0     | 0- 7      | OVERALL        | 0- 5       | 1- 6        | 4- 6          |      |      |       |           |
| 4- 11             | 0- 0     | 0- 3      | HOME           | 0- 3       | 1- 2        | 3- 3          |      |      |       |           |
| 1- 12             | 0- 0     | 0- 4      | AWAY           | 0- 2       | 0- 3        | 1- 3          |      |      |       |           |
| 0- 1              | 0- 0     | 0- 0      | NEUTRAL        | 0- 0       | 0- 1        | 0- 0          |      |      |       |           |
| 4- 6              | 0- 0     | 0- 1      | NON-CONFERENCE | 0- 1       | 0- 2        | 4- 2          |      |      |       |           |
| 3- 3              | 0- 0     | 0- 0      | HOME           | 0- 1       | 0- 1        | 3- 1          |      |      |       |           |
| 1- 3              | 0- 0     | 0- 1      | AWAY           | 0- 0       | 0- 1        | 1- 1          |      |      |       |           |
| 0- 0              | 0- 0     | 0- 0      | NEUTRAL        | 0- 0       | 0- 0        | 0- 0          |      |      |       |           |
| 1- 18             | 0- 0     | 0- 6      | CONFERENCE     | 0- 4       | 1- 4        | 0- 4          |      |      |       |           |
| 1- 8              | 0- 0     | 0- 3      | HOME           | 0- 2       | 1- 1        | 0- 2          |      |      |       |           |
| 0- 9              | 0- 0     | 0- 3      | AWAY           | 0- 2       | 0- 2        | 0- 2          |      |      |       |           |
| 0- 1              | 0- 0     | 0- 0      | NEUTRAL        | 0- 0       | 0- 1        | 0- 0          |      |      |       |           |

| RPI S                     | Opponent          | Score | RPI S | Opponent          | Score  | RPI S | Opponent    | Score  | RPI S | Opponent         | Score | Team's RPI: 265 |
|---------------------------|-------------------|-------|-------|-------------------|--------|-------|-------------|--------|-------|------------------|-------|-----------------|
| 28                        | A DePaul          | 50 96 | 28    | H DePaul          | 68 91  | 54    | A Villanova | 39 67  | 102   | A Georgetown     | 53 63 |                 |
| 40                        | A Seton Hall      | 54 71 | 40    | H Seton Hall      | 54 64  | 67    | H FGCU      | 41 50  | 102   | H Georgetown     | 51 82 |                 |
| 43                        | A St. John's (NY) | 54 69 | 43    | H St. John's (NY) | 61 80  | 99    | A Marquette | 75 105 | 110   | A Creighton      | 48 72 |                 |
| 48                        | A Albany (NY)     | 58 71 | 48    | H Albany (NY)     | 58 71  | 99    | H Marquette | 85 92  | 110   | H Creighton      | 61 59 |                 |
|                           |                   |       |       |                   |        |       |             |        | 110   | N Creighton      | 53 70 |                 |
|                           |                   |       |       |                   |        |       |             |        | 118   | H Boston College | 41 67 |                 |
|                           |                   |       |       |                   |        |       |             |        | 120   | A Virginia Tech  | 46 62 |                 |
|                           |                   |       |       |                   |        |       |             |        | 170   | A Xavier         | 47 72 |                 |
|                           |                   |       |       |                   |        |       |             |        | 170   | H Xavier         | 54 62 |                 |
|                           |                   |       |       |                   |        |       |             |        | 180   | A Butler         | 50 65 |                 |
|                           |                   |       |       |                   |        |       |             |        | 180   | H Butler         | 67 77 |                 |
|                           |                   |       |       |                   |        |       |             |        | 198   | H Richmond       | 50 57 |                 |
|                           |                   |       |       |                   |        |       |             |        | 205   | A Brown          | 47 57 |                 |
|                           |                   |       |       |                   |        |       |             |        | 213   | A Rhode Island   | 64 55 |                 |
|                           |                   |       |       |                   |        |       |             |        | 217   | H Hartford       | 69 50 |                 |
|                           |                   |       |       |                   |        |       |             |        | 225   | H Bryant         | 88 78 |                 |
|                           |                   |       |       |                   |        |       |             |        | 245   | H Monmouth       | 71 59 |                 |
| LAST 12 Division I GAMES: |                   |       |       |                   |        |       |             |        |       |                  |       |                 |
| 110                       | N Creighton       | 53 70 | 180   | A Butler          | 50 65  |       |             |        |       |                  |       |                 |
| 40                        | A Seton Hall      | 54 71 | 170   | A Xavier          | 47 72  |       |             |        |       |                  |       |                 |
| 43                        | A St. John's (NY) | 54 69 | 54    | H Villanova       | 47 76  |       |             |        |       |                  |       |                 |
| 99                        | H Marquette       | 85 92 | 102   | H Georgetown      | 51 82  |       |             |        |       |                  |       |                 |
| 28                        | H DePaul          | 68 91 | 28    | A DePaul          | 50 96  |       |             |        |       |                  |       |                 |
| 110                       | H Creighton       | 61 59 | 99    | A Marquette       | 75 105 |       |             |        |       |                  |       |                 |

Non-Div I Games:

Providence

Loss, Non-Conf, S Site, H Home A Away N Neutral

| Average RPI Win:  | 134      | WON-LOST  | WINNING        | LAST 10    | STRENGTH OF | OPP. STRENGTH | TEAM | ADJ. | CONF. | ADJ CONF. |
|-------------------|----------|-----------|----------------|------------|-------------|---------------|------|------|-------|-----------|
| Average RPI Loss: | 55       | RECORD    | PCT. RANK      | GAMES      | SCHEDULE    | OF SCHEDULE   | RPI  | RPI  | RPI   | RPI       |
| DIV. I ONLY       | 20- 11   | 84        | 4- 6           | 70         | 21          | 64            | 64   | 5    | 5     |           |
| DIV. I NON-CONF.  | 9- 2     | 37        | 0- 0           | 173        | 46          | 79            | 79   | 4    | 4     |           |
| TOTALS            | RPI 1-25 | RPI 26-50 | W-L RECORDS    | RPI 51-100 | RPI 101-150 | RPI 150+      |      |      |       |           |
| 20- 11            | 1- 6     | 1- 0      | OVERALL        | 9- 3       | 3- 1        | 6- 1          |      |      |       |           |
| 12- 4             | 0- 1     | 1- 0      | HOME           | 6- 2       | 0- 1        | 5- 0          |      |      |       |           |
| 5- 5              | 0- 3     | 0- 0      | AWAY           | 3- 1       | 1- 0        | 1- 1          |      |      |       |           |
| 3- 2              | 1- 2     | 0- 0      | NEUTRAL        | 0- 0       | 2- 0        | 0- 0          |      |      |       |           |
| 9- 2              | 1- 1     | 0- 0      | NON-CONFERENCE | 3- 0       | 1- 1        | 4- 0          |      |      |       |           |
| 6- 1              | 0- 0     | 0- 0      | HOME           | 3- 0       | 0- 1        | 3- 0          |      |      |       |           |
| 1- 0              | 0- 0     | 0- 0      | AWAY           | 0- 0       | 0- 0        | 1- 0          |      |      |       |           |
| 2- 1              | 1- 1     | 0- 0      | NEUTRAL        | 0- 0       | 1- 0        | 0- 0          |      |      |       |           |
| 11- 9             | 0- 5     | 1- 0      | CONFERENCE     | 6- 3       | 2- 0        | 2- 1          |      |      |       |           |
| 6- 3              | 0- 1     | 1- 0      | HOME           | 3- 2       | 0- 0        | 2- 0          |      |      |       |           |
| 4- 5              | 0- 3     | 0- 0      | AWAY           | 3- 1       | 1- 0        | 0- 1          |      |      |       |           |
| 1- 1              | 0- 1     | 0- 0      | NEUTRAL        | 0- 0       | 1- 0        | 0- 0          |      |      |       |           |

| RPI S Opponent Score      | RPI S Opponent Score    | RPI S Opponent Score     | RPI S Opponent Score         |
|---------------------------|-------------------------|--------------------------|------------------------------|
| 6 A Ohio St. 70 90        | 46 H Indiana 63 53      | 51 H Rutgers 74 68       | 118 H Boston College 56 58   |
| 8 A Maryland 59 73        |                         | 56 H Ball St. 73 63      | 121 N LSU 69 52              |
| 8 H Maryland 67 87        |                         | 59 A Iowa 55 63          | 131 A Penn St. 88 78         |
| 10 N Stanford 65 71       |                         | 59 H Iowa 90 73          | 131 N Penn St. 70 59         |
| 15 N Louisville 62 60     |                         | 63 H Maine 56 33         | 179 H Illinois 69 65         |
| 17 A Michigan St. 56 68   |                         | 75 A Michigan 65 63      | 197 A Wisconsin 57 64        |
| 17 N Michigan St. 64 65   |                         | 75 H Michigan 61 68      | 197 H Wisconsin 68 48        |
|                           |                         | 81 H Minnesota 84 72     | 252 H Ill.-Chicago 62 51     |
|                           |                         | 83 H Dayton 61 58        | 298 H Jacksonville St. 67 48 |
|                           |                         | 94 A Nebraska 68 50      | 327 A North Florida 70 47    |
|                           |                         | 94 H Nebraska 61 62      | 330 H Incarnate Word 95 27   |
|                           |                         | 100 A Northwestern 85 71 |                              |
| LAST 12 Division I GAMES: |                         |                          |                              |
| 17 N Michigan St. 64 65   | 75 H Michigan 61 68     |                          |                              |
| 131 N Penn St. 70 59      | 8 A Maryland 59 73      |                          |                              |
| 197 H Wisconsin 68 48     | 197 A Wisconsin 57 64   |                          |                              |
| 51 H Rutgers 74 68        | 8 H Maryland 67 87      |                          |                              |
| 94 A Nebraska 68 50       | 131 A Penn St. 88 78    |                          |                              |
| 59 A Iowa 55 63           | 17 A Michigan St. 56 68 |                          |                              |

Non-Div I Games:

Purdue

■ Loss, 
■ Non-Conf, S Site, 
■ Home 
■ Away 
N Neutral

Quinnipiac

Through Games Of March 7, 2016

|                   |          |           |                |            |             |               |      |      |       |           |
|-------------------|----------|-----------|----------------|------------|-------------|---------------|------|------|-------|-----------|
| Average RPI Win:  | 229      | WON-LOST  | WINNING        | LAST 10    | STRENGTH OF | OPP. STRENGTH | TEAM | ADJ. | CONF. | ADJ CONF. |
| Average RPI Loss: | 134      | RECORD    | PCT. RANK      | GAMES      | SCHEDULE    | OF SCHEDULE   | RPI  | RPI  | RPI   | RPI       |
| DIV. I ONLY       | 24- 8    | 48        | 9- 1           | 198        | 241         | 86            | 86   | 23   | 23    |           |
| DIV. I NON-CONF.  | 5- 4     | 138       | 0- 0           | 49         | 189         | 82            | 82   | 22   | 22    |           |
| TOTALS            | RPI 1-25 | RPI 26-50 | W-L RECORDS    | RPI 51-100 | RPI 101-150 | RPI 150+      |      |      |       |           |
| 24- 8             | 0- 0     | 0- 0      | OVERALL        | 1- 3       | 2- 2        | 21- 3         |      |      |       |           |
| 12- 1             | 0- 0     | 0- 0      | HOME           | 1- 0       | 1- 0        | 10- 1         |      |      |       |           |
| 10- 5             | 0- 0     | 0- 0      | AWAY           | 0- 0       | 1- 0        | 9- 1          |      |      |       |           |
| 2- 2              | 0- 0     | 0- 0      | NEUTRAL        | 0- 0       | 0- 2        | 2- 0          |      |      |       |           |
| 5- 4              | 0- 0     | 0- 0      | NON-CONFERENCE | 1- 3       | 0- 1        | 4- 0          |      |      |       |           |
| 3- 0              | 0- 0     | 0- 0      | HOME           | 1- 0       | 0- 0        | 2- 0          |      |      |       |           |
| 2- 3              | 0- 0     | 0- 0      | AWAY           | 0- 3       | 0- 0        | 2- 0          |      |      |       |           |
| 0- 1              | 0- 0     | 0- 0      | NEUTRAL        | 0- 0       | 0- 1        | 0- 0          |      |      |       |           |
| 19- 4             | 0- 0     | 0- 0      | CONFERENCE     | 0- 0       | 2- 1        | 17- 3         |      |      |       |           |
| 9- 1              | 0- 0     | 0- 0      | HOME           | 0- 0       | 1- 0        | 8- 1          |      |      |       |           |
| 8- 2              | 0- 0     | 0- 0      | AWAY           | 0- 0       | 1- 0        | 7- 2          |      |      |       |           |
| 2- 1              | 0- 0     | 0- 0      | NEUTRAL        | 0- 0       | 0- 1        | 2- 0          |      |      |       |           |

| RPI 1-25                  |   |          |       | RPI 26-50 |   |           |       | RPI 51-100 |   |                 |       | Team's RPI: 86 | RPI 101+ |   |               |       |
|---------------------------|---|----------|-------|-----------|---|-----------|-------|------------|---|-----------------|-------|----------------|----------|---|---------------|-------|
| RPI                       | S | Opponent | Score | RPI       | S | Opponent  | Score | RPI        | S | Opponent        | Score |                | RPI      | S | Opponent      | Score |
|                           |   |          |       |           |   |           |       | 67         | A | FGCU            | 70    | 71             | 101      | A | Iona          | 69 53 |
|                           |   |          |       |           |   |           |       | 68         | A | Army West Point | 57    | 67             | 101      | H | Iona          | 62 61 |
|                           |   |          |       |           |   |           |       | 71         | H | Temple          | 58    | 56             | 101      | N | Iona          | 41 57 |
|                           |   |          |       |           |   |           |       | 79         | A | Drexel          | 49    | 62             | 102      | N | Georgetown    | 68 80 |
|                           |   |          |       |           |   |           |       |            |   |                 |       |                | 158      | A | Northeastern  | 71 60 |
|                           |   |          |       |           |   |           |       |            |   |                 |       |                | 159      | A | Marist        | 47 56 |
|                           |   |          |       |           |   |           |       |            |   |                 |       |                | 159      | H | Marist        | 76 71 |
|                           |   |          |       |           |   |           |       |            |   |                 |       |                | 200      | A | Fairfield     | 64 55 |
|                           |   |          |       |           |   |           |       |            |   |                 |       |                | 200      | H | Fairfield     | 83 58 |
|                           |   |          |       |           |   |           |       |            |   |                 |       |                | 217      | H | Hartford      | 71 69 |
|                           |   |          |       |           |   |           |       |            |   |                 |       |                | 224      | A | Canisius      | 80 68 |
|                           |   |          |       |           |   |           |       |            |   |                 |       |                | 224      | H | Canisius      | 63 54 |
|                           |   |          |       |           |   |           |       |            |   |                 |       |                | 228      | A | Siena         | 69 59 |
|                           |   |          |       |           |   |           |       |            |   |                 |       |                | 228      | H | Siena         | 94 52 |
|                           |   |          |       |           |   |           |       |            |   |                 |       |                | 245      | A | Monmouth      | 60 63 |
|                           |   |          |       |           |   |           |       |            |   |                 |       |                | 245      | H | Monmouth      | 85 58 |
|                           |   |          |       |           |   |           |       |            |   |                 |       |                | 245      | N | Monmouth      | 66 59 |
|                           |   |          |       |           |   |           |       |            |   |                 |       |                | 250      | A | Manhattan     | 81 63 |
|                           |   |          |       |           |   |           |       |            |   |                 |       |                | 250      | H | Manhattan     | 42 52 |
|                           |   |          |       |           |   |           |       |            |   |                 |       |                | 255      | H | Holy Cross    | 74 61 |
|                           |   |          |       |           |   |           |       |            |   |                 |       |                | 276      | A | Vermont       | 77 65 |
|                           |   |          |       |           |   |           |       |            |   |                 |       |                | 284      | A | Rider         | 65 47 |
|                           |   |          |       |           |   |           |       |            |   |                 |       |                | 284      | H | Rider         | 64 51 |
|                           |   |          |       |           |   |           |       |            |   |                 |       |                | 289      | A | Niagara       | 61 54 |
|                           |   |          |       |           |   |           |       |            |   |                 |       |                | 289      | H | Niagara       | 70 52 |
|                           |   |          |       |           |   |           |       |            |   |                 |       |                | 289      | N | Niagara       | 74 51 |
| LAST 12 Division I GAMES: |   |          |       |           |   |           |       |            |   |                 |       |                |          |   |               |       |
|                           |   |          |       | 101       | N | Iona      | 41 57 |            |   |                 |       |                | 159      | H | Marist        | 76 71 |
|                           |   |          |       | 245       | N | Monmouth  | 66 59 |            |   |                 |       |                | 338      | A | Saint Peter's | 65 53 |
|                           |   |          |       | 289       | N | Niagara   | 74 51 |            |   |                 |       |                | 101      | H | Iona          | 62 61 |
|                           |   |          |       | 101       | A | Iona      | 69 53 |            |   |                 |       |                | 289      | H | Niagara       | 70 52 |
|                           |   |          |       | 200       | H | Fairfield | 83 58 |            |   |                 |       |                | 228      | A | Siena         | 69 59 |
|                           |   |          |       | 284       | A | Rider     | 65 47 |            |   |                 |       |                | 338      | H | Saint Peter's | 66 49 |

Non-Div I Games:

Quinnipiac

Loss, Non-Conf, S Site, H Home A Away N Neutral

Q  
u  
i  
n  
n  
i  
p  
i  
a  
c

Quinnipiac  
RPI S Opponent Score

Through Games Of March 7, 2016

| RPI | S | Opponent      | Score |    |
|-----|---|---------------|-------|----|
| 338 | A | Saint Peter's | 65    | 53 |
| 338 | H | Saint Peter's | 66    | 49 |

Q  
u  
i  
n  
n  
i  
p  
i  
a  
c

Quinnipiac

## Radford

Through Games Of March 7, 2016

|                   |          |           |                |            |             |               |      |      |       |           |
|-------------------|----------|-----------|----------------|------------|-------------|---------------|------|------|-------|-----------|
| Average RPI Win:  | 263      | WON-LOST  | WINNING        | LAST 10    | STRENGTH OF | OPP. STRENGTH | TEAM | ADJ. | CONF. | ADJ CONF. |
| Average RPI Loss: | 167      | RECORD    | PCT. RANK      | GAMES      | SCHEDULE    | OF SCHEDULE   | RPI  | RPI  | RPI   | RPI       |
| DIV. I ONLY       | 15- 12   | 145       | 7- 3           | 263        | 285         | 174           | 174  | 27   | 27    |           |
| DIV. I NON-CONF.  | 2- 5     | 253       | 0- 0           | 224        | 99          | 257           | 257  | 29   | 29    |           |
| TOTALS            | RPI 1-25 | RPI 26-50 | W-L RECORDS    | RPI 51-100 | RPI 101-150 | RPI 150+      |      |      |       |           |
| 15- 12            | 0- 0     | 0- 1      | OVERALL        | 0- 0       | 0- 6        | 15- 5         |      |      |       |           |
| 9- 3              | 0- 0     | 0- 0      | HOME           | 0- 0       | 0- 2        | 9- 1          |      |      |       |           |
| 6- 9              | 0- 0     | 0- 1      | AWAY           | 0- 0       | 0- 4        | 6- 4          |      |      |       |           |
| 0- 0              | 0- 0     | 0- 0      | NEUTRAL        | 0- 0       | 0- 0        | 0- 0          |      |      |       |           |
| 2- 5              | 0- 0     | 0- 1      | NON-CONFERENCE | 0- 0       | 0- 2        | 2- 2          |      |      |       |           |
| 2- 0              | 0- 0     | 0- 0      | HOME           | 0- 0       | 0- 0        | 2- 0          |      |      |       |           |
| 0- 5              | 0- 0     | 0- 1      | AWAY           | 0- 0       | 0- 2        | 0- 2          |      |      |       |           |
| 0- 0              | 0- 0     | 0- 0      | NEUTRAL        | 0- 0       | 0- 0        | 0- 0          |      |      |       |           |
| 13- 7             | 0- 0     | 0- 0      | CONFERENCE     | 0- 0       | 0- 4        | 13- 3         |      |      |       |           |
| 7- 3              | 0- 0     | 0- 0      | HOME           | 0- 0       | 0- 2        | 7- 1          |      |      |       |           |
| 6- 4              | 0- 0     | 0- 0      | AWAY           | 0- 0       | 0- 2        | 6- 2          |      |      |       |           |
| 0- 0              | 0- 0     | 0- 0      | NEUTRAL        | 0- 0       | 0- 0        | 0- 0          |      |      |       |           |

| RPI 1-25                  |   |                | RPI 26-50 |     |   | RPI 51-100         |       |     | RPI 101+ Team's RPI: 174 |                |       |
|---------------------------|---|----------------|-----------|-----|---|--------------------|-------|-----|--------------------------|----------------|-------|
| RPI                       | S | Opponent       | Score     | RPI | S | Opponent           | Score | RPI | S                        | Opponent       | Score |
|                           |   |                |           | 50  | A | North Carolina St. | 52 67 |     |                          |                |       |
|                           |   |                |           |     |   |                    |       | 120 | A                        | Virginia Tech  | 40 47 |
|                           |   |                |           |     |   |                    |       | 126 | A                        | Youngstown St. | 53 54 |
|                           |   |                |           |     |   |                    |       | 127 | A                        | Liberty        | 53 67 |
|                           |   |                |           |     |   |                    |       | 127 | H                        | Liberty        | 43 49 |
|                           |   |                |           |     |   |                    |       | 132 | A                        | UNC Asheville  | 48 58 |
|                           |   |                |           |     |   |                    |       | 132 | H                        | UNC Asheville  | 46 54 |
|                           |   |                |           |     |   |                    |       | 169 | H                        | George Mason   | 66 63 |
|                           |   |                |           |     |   |                    |       | 170 | A                        | Xavier         | 56 63 |
|                           |   |                |           |     |   |                    |       | 190 | H                        | Davidson       | 79 68 |
|                           |   |                |           |     |   |                    |       | 206 | A                        | Gardner-Webb   | 50 54 |
|                           |   |                |           |     |   |                    |       | 206 | H                        | Gardner-Webb   | 54 51 |
|                           |   |                |           |     |   |                    |       | 208 | A                        | Presbyterian   | 64 53 |
|                           |   |                |           |     |   |                    |       | 208 | H                        | Presbyterian   | 42 40 |
|                           |   |                |           |     |   |                    |       | 253 | A                        | High Point     | 66 71 |
|                           |   |                |           |     |   |                    |       | 253 | H                        | High Point     | 54 56 |
|                           |   |                |           |     |   |                    |       | 267 | A                        | Campbell       | 57 32 |
|                           |   |                |           |     |   |                    |       | 267 | H                        | Campbell       | 62 59 |
|                           |   |                |           |     |   |                    |       | 283 | A                        | Coastal Caro.  | 49 36 |
|                           |   |                |           |     |   |                    |       | 283 | H                        | Coastal Caro.  | 61 45 |
|                           |   |                |           |     |   |                    |       | 294 | A                        | Charleston So. | 61 50 |
|                           |   |                |           |     |   |                    |       | 294 | H                        | Charleston So. | 55 40 |
|                           |   |                |           |     |   |                    |       | 305 | A                        | Wofford        | 70 79 |
|                           |   |                |           |     |   |                    |       | 309 | A                        | Longwood       | 79 67 |
|                           |   |                |           |     |   |                    |       | 309 | H                        | Longwood       | 80 64 |
|                           |   |                |           |     |   |                    |       | 326 | A                        | Winthrop       | 67 38 |
|                           |   |                |           |     |   |                    |       | 326 | H                        | Winthrop       | 66 44 |
| LAST 12 Division I GAMES: |   |                |           |     |   |                    |       |     |                          |                |       |
| 267                       | A | Campbell       | 57 32     | 206 | H | Gardner-Webb       | 54 51 |     |                          |                |       |
| 208                       | H | Presbyterian   | 42 40     | 127 | A | Liberty            | 53 67 |     |                          |                |       |
| 326                       | A | Winthrop       | 67 38     | 283 | A | Coastal Caro.      | 49 36 |     |                          |                |       |
| 309                       | H | Longwood       | 80 64     | 132 | H | UNC Asheville      | 46 54 |     |                          |                |       |
| 132                       | A | UNC Asheville  | 48 58     | 253 | H | High Point         | 54 56 |     |                          |                |       |
| 294                       | A | Charleston So. | 61 50     | 206 | A | Gardner-Webb       | 50 54 |     |                          |                |       |

Non-Div I Games: Concord 92 36 Lees-McRae 84 39

Radford

Loss, Non-Conf, S Site, H Home A Away N Neutral

## Rhode Island

Through Games Of March 7, 2016

| Average RPI Win:  | 234      | WON-LOST  | WINNING        | LAST 10    | STRENGTH OF | OPP. STRENGTH | TEAM | ADJ. | CONF. | ADJ CONF. |
|-------------------|----------|-----------|----------------|------------|-------------|---------------|------|------|-------|-----------|
| Average RPI Loss: | 105      | RECORD    | PCT. RANK      | GAMES      | SCHEDULE    | OF SCHEDULE   | RPI  | RPI  | RPI   | RPI       |
| DIV. I ONLY       | 12- 18   | 231       | 2- 8           | 180        | 99          | 213           | 213  | 7    | 7     |           |
| DIV. I NON-CONF.  | 6- 6     | 160       | 0- 0           | 296        | 173         | 234           | 234  | 8    | 8     |           |
| TOTALS            | RPI 1-25 | RPI 26-50 | W-L RECORDS    | RPI 51-100 | RPI 101-150 | RPI 150+      |      |      |       |           |
| 12- 18            | 0- 4     | 0- 2      | OVERALL        | 1- 4       | 1- 2        | 10- 6         |      |      |       |           |
| 5- 9              | 0- 2     | 0- 2      | HOME           | 1- 2       | 0- 0        | 4- 3          |      |      |       |           |
| 6- 7              | 0- 2     | 0- 0      | AWAY           | 0- 1       | 0- 2        | 6- 2          |      |      |       |           |
| 1- 2              | 0- 0     | 0- 0      | NEUTRAL        | 0- 1       | 1- 0        | 0- 1          |      |      |       |           |
| 6- 6              | 0- 1     | 0- 1      | NON-CONFERENCE | 1- 0       | 0- 1        | 5- 3          |      |      |       |           |
| 3- 3              | 0- 1     | 0- 1      | HOME           | 1- 0       | 0- 0        | 2- 1          |      |      |       |           |
| 3- 2              | 0- 0     | 0- 0      | AWAY           | 0- 0       | 0- 1        | 3- 1          |      |      |       |           |
| 0- 1              | 0- 0     | 0- 0      | NEUTRAL        | 0- 0       | 0- 0        | 0- 1          |      |      |       |           |
| 6- 12             | 0- 3     | 0- 1      | CONFERENCE     | 0- 4       | 1- 1        | 5- 3          |      |      |       |           |
| 2- 6              | 0- 1     | 0- 1      | HOME           | 0- 2       | 0- 0        | 2- 2          |      |      |       |           |
| 3- 5              | 0- 2     | 0- 0      | AWAY           | 0- 1       | 0- 1        | 3- 1          |      |      |       |           |
| 1- 1              | 0- 0     | 0- 0      | NEUTRAL        | 0- 1       | 1- 0        | 0- 0          |      |      |       |           |

| RPI                       | S | Opponent          | Score | RPI | S | Opponent        | Score | RPI | S | Opponent    | Score | RPI | S | Opponent       | Score | Team's RPI: 213 |
|---------------------------|---|-------------------|-------|-----|---|-----------------|-------|-----|---|-------------|-------|-----|---|----------------|-------|-----------------|
| 13                        | H | Syracuse          | 54 57 | 37  | H | St. Bonaventure | 56 69 | 53  | A | Saint Louis | 60 77 | 115 | A | Saint Joseph's | 63 74 |                 |
| 18                        | A | Duquesne          | 56 61 | 48  | H | Albany (NY)     | 58 67 | 53  | N | Saint Louis | 59 70 | 115 | N | Saint Joseph's | 81 76 |                 |
| 18                        | H | Duquesne          | 70 79 |     |   |                 |       | 70  | H | VCU         | 36 49 | 134 | A | Marshall       | 62 72 |                 |
| 24                        | A | George Washington | 52 68 |     |   |                 |       | 83  | H | Dayton      | 53 67 | 161 | A | Fordham        | 42 50 |                 |
|                           |   |                   |       |     |   |                 |       | 93  | H | Harvard     | 56 52 | 169 | H | George Mason   | 65 68 |                 |
|                           |   |                   |       |     |   |                 |       |     |   |             |       | 190 | H | Davidson       | 78 62 |                 |
|                           |   |                   |       |     |   |                 |       |     |   |             |       | 198 | A | Richmond       | 57 50 |                 |
|                           |   |                   |       |     |   |                 |       |     |   |             |       | 203 | N | Hampton        | 54 59 |                 |
|                           |   |                   |       |     |   |                 |       |     |   |             |       | 205 | A | Brown          | 63 67 |                 |
|                           |   |                   |       |     |   |                 |       |     |   |             |       | 214 | A | Dartmouth      | 57 41 |                 |
|                           |   |                   |       |     |   |                 |       |     |   |             |       | 221 | A | Massachusetts  | 80 79 |                 |
|                           |   |                   |       |     |   |                 |       |     |   |             |       | 221 | H | Massachusetts  | 64 71 |                 |
|                           |   |                   |       |     |   |                 |       |     |   |             |       | 247 | H | Columbia       | 57 56 |                 |
|                           |   |                   |       |     |   |                 |       |     |   |             |       | 265 | H | Providence     | 55 64 |                 |
|                           |   |                   |       |     |   |                 |       |     |   |             |       | 280 | A | La Salle       | 72 61 |                 |
|                           |   |                   |       |     |   |                 |       |     |   |             |       | 280 | H | La Salle       | 62 52 |                 |
|                           |   |                   |       |     |   |                 |       |     |   |             |       | 310 | A | FIU            | 68 50 |                 |
|                           |   |                   |       |     |   |                 |       |     |   |             |       | 320 | H | UMass Lowell   | 72 64 |                 |
|                           |   |                   |       |     |   |                 |       |     |   |             |       | 343 | A | Boston U.      | 57 41 |                 |
| LAST 12 Division I GAMES: |   |                   |       |     |   |                 |       |     |   |             |       |     |   |                |       |                 |
| 53                        | N | Saint Louis       | 59 70 | 169 | H | George Mason    | 65 68 |     |   |             |       |     |   |                |       |                 |
| 115                       | N | Saint Joseph's    | 81 76 | 18  | A | Duquesne        | 56 61 |     |   |             |       |     |   |                |       |                 |
| 53                        | A | Saint Louis       | 60 77 | 83  | H | Dayton          | 53 67 |     |   |             |       |     |   |                |       |                 |
| 221                       | H | Massachusetts     | 64 71 | 280 | H | La Salle        | 62 52 |     |   |             |       |     |   |                |       |                 |
| 115                       | A | Saint Joseph's    | 63 74 | 161 | A | Fordham         | 42 50 |     |   |             |       |     |   |                |       |                 |
| 70                        | H | VCU               | 36 49 | 221 | A | Massachusetts   | 80 79 |     |   |             |       |     |   |                |       |                 |

Non-Div I Games:

Rhode Island

■ Loss, 
■ Non-Conf, 
■ S Site, 
■ H Home 
■ A Away 
N Neutral



|                   |          |           |                |            |             |               |      |      |       |           |
|-------------------|----------|-----------|----------------|------------|-------------|---------------|------|------|-------|-----------|
| Average RPI Win:  | 222      | WON-LOST  | WINNING        | LAST 10    | STRENGTH OF | OPP. STRENGTH | TEAM | ADJ. | CONF. | ADJ CONF. |
| Average RPI Loss: | 130      | RECORD    | PCT. RANK      | GAMES      | SCHEDULE    | OF SCHEDULE   | RPI  | RPI  | RPI   | RPI       |
| DIV. I ONLY       | 8- 21    | 288       | 4- 6           | 101        | 121         | 233           | 233  | 12   | 12    |           |
| DIV. I NON-CONF.  | 1- 10    | 330       | 0- 0           | 76         | 145         | 262           | 262  | 10   | 10    |           |
| TOTALS            | RPI 1-25 | RPI 26-50 | W-L RECORDS    | RPI 51-100 | RPI 101-150 | RPI 150+      |      |      |       |           |
| 8- 21             | 0- 3     | 0- 2      | OVERALL        | 0- 4       | 0- 2        | 8- 10         |      |      |       |           |
| 4- 10             | 0- 1     | 0- 1      | HOME           | 0- 3       | 0- 0        | 4- 5          |      |      |       |           |
| 4- 11             | 0- 2     | 0- 1      | AWAY           | 0- 1       | 0- 2        | 4- 5          |      |      |       |           |
| 0- 0              | 0- 0     | 0- 0      | NEUTRAL        | 0- 0       | 0- 0        | 0- 0          |      |      |       |           |
| 1- 10             | 0- 3     | 0- 0      | NON-CONFERENCE | 0- 1       | 0- 1        | 1- 5          |      |      |       |           |
| 0- 5              | 0- 1     | 0- 0      | HOME           | 0- 1       | 0- 0        | 0- 3          |      |      |       |           |
| 1- 5              | 0- 2     | 0- 0      | AWAY           | 0- 0       | 0- 1        | 1- 2          |      |      |       |           |
| 0- 0              | 0- 0     | 0- 0      | NEUTRAL        | 0- 0       | 0- 0        | 0- 0          |      |      |       |           |
| 7- 11             | 0- 0     | 0- 2      | CONFERENCE     | 0- 3       | 0- 1        | 7- 5          |      |      |       |           |
| 4- 5              | 0- 0     | 0- 1      | HOME           | 0- 2       | 0- 0        | 4- 2          |      |      |       |           |
| 3- 6              | 0- 0     | 0- 1      | AWAY           | 0- 1       | 0- 1        | 3- 3          |      |      |       |           |
| 0- 0              | 0- 0     | 0- 0      | NEUTRAL        | 0- 0       | 0- 0        | 0- 0          |      |      |       |           |

| RPI 1-25                  |   |                |       | RPI 26-50 |   |                |       | RPI 51-100 |   |              |       | RPI 101+ Team's RPI: 233 |   |                    |        |
|---------------------------|---|----------------|-------|-----------|---|----------------|-------|------------|---|--------------|-------|--------------------------|---|--------------------|--------|
| RPI                       | S | Opponent       | Score | RPI       | S | Opponent       | Score | RPI        | S | Opponent     | Score | RPI                      | S | Opponent           | Score  |
| 2                         | A | Baylor         | 38 89 | 31        | H | UTEP           | 54 60 | 66         | H | Middle Tenn. | 60 61 | 134                      | A | Marshall           | 52 81  |
| 7                         | H | Texas          | 47 70 | 35        | A | Western Ky.    | 49 52 | 77         | A | Charlotte    | 63 68 | 144                      | A | McNeese St.        | 53 61  |
| 12                        | A | Kentucky       | 39 72 |           |   |                |       | 77         | H | Charlotte    | 58 69 | 154                      | A | Old Dominion       | 52 61  |
|                           |   |                |       |           |   |                |       | 93         | H | Harvard      | 61 67 | 154                      | H | Old Dominion       | 68 46  |
|                           |   |                |       |           |   |                |       |            |   |              |       | 164                      | A | Fla. Atlantic      | 75 54  |
|                           |   |                |       |           |   |                |       |            |   |              |       | 165                      | H | UAB                | 55 64  |
|                           |   |                |       |           |   |                |       |            |   |              |       | 171                      | A | Southern Miss.     | 62 68  |
|                           |   |                |       |           |   |                |       |            |   |              |       | 171                      | H | Southern Miss.     | 49 59  |
|                           |   |                |       |           |   |                |       |            |   |              |       | 175                      | H | Loyola Chicago     | 50 57  |
|                           |   |                |       |           |   |                |       |            |   |              |       | 183                      | A | Louisiana Tech     | 61 63  |
|                           |   |                |       |           |   |                |       |            |   |              |       | 183                      | H | Louisiana Tech     | 84 77  |
|                           |   |                |       |           |   |                |       |            |   |              |       | 199                      | A | SFA                | 45 59  |
|                           |   |                |       |           |   |                |       |            |   |              |       | 234                      | H | Texas Southern     | 66 69  |
|                           |   |                |       |           |   |                |       |            |   |              |       | 237                      | A | Sam Houston St.    | 58 46  |
|                           |   |                |       |           |   |                |       |            |   |              |       | 238                      | A | North Texas        | 79 73  |
|                           |   |                |       |           |   |                |       |            |   |              |       | 238                      | H | North Texas        | 100 97 |
|                           |   |                |       |           |   |                |       |            |   |              |       | 249                      | H | UTSA               | 49 48  |
|                           |   |                |       |           |   |                |       |            |   |              |       | 285                      | H | Houston            | 59 62  |
|                           |   |                |       |           |   |                |       |            |   |              |       | 310                      | A | FIU                | 68 62  |
|                           |   |                |       |           |   |                |       |            |   |              |       | 313                      | A | A&M-Corpus Christi | 55 60  |
| LAST 12 Division I GAMES: |   |                |       |           |   |                |       |            |   |              |       |                          |   |                    |        |
| 154                       | A | Old Dominion   | 52 61 | 154       | H | Old Dominion   | 68 46 |            |   |              |       |                          |   |                    |        |
| 77                        | A | Charlotte      | 63 68 | 77        | H | Charlotte      | 58 69 |            |   |              |       |                          |   |                    |        |
| 183                       | H | Louisiana Tech | 84 77 | 171       | A | Southern Miss. | 62 68 |            |   |              |       |                          |   |                    |        |
| 171                       | H | Southern Miss. | 49 59 | 183       | A | Louisiana Tech | 61 63 |            |   |              |       |                          |   |                    |        |
| 310                       | A | FIU            | 68 62 | 238       | A | North Texas    | 79 73 |            |   |              |       |                          |   |                    |        |
| 164                       | A | Fla. Atlantic  | 75 54 | 66        | H | Middle Tenn.   | 60 61 |            |   |              |       |                          |   |                    |        |

Non-Div I Games:

Rice

■ Loss, 
■ Non-Conf, 
■ S Site, 
■ H Home 
■ A Away 
N Neutral

| Average RPI Win:  | 214      | WON-LOST  | WINNING        | LAST 10    | STRENGTH OF | OPP. STRENGTH | TEAM | ADJ. | CONF. | ADJ CONF. |
|-------------------|----------|-----------|----------------|------------|-------------|---------------|------|------|-------|-----------|
| Average RPI Loss: | 104      | RECORD    | PCT. RANK      | GAMES      | SCHEDULE    | OF SCHEDULE   | RPI  | RPI  | RPI   | RPI       |
| DIV. I ONLY       | 13- 18   | 223       | 4- 6           | 149        | 92          | 198           | 198  | 7    | 7     |           |
| DIV. I NON-CONF.  | 7- 6     | 156       | 0- 0           | 291        | 158         | 217           | 217  | 8    | 8     |           |
| TOTALS            | RPI 1-25 | RPI 26-50 | W-L RECORDS    | RPI 51-100 | RPI 101-150 | RPI 150+      |      |      |       |           |
| 13- 18            | 0- 3     | 0- 2      | OVERALL        | 1- 5       | 0- 4        | 12- 4         |      |      |       |           |
| 6- 8              | 0- 2     | 0- 1      | HOME           | 1- 1       | 0- 1        | 5- 3          |      |      |       |           |
| 4- 8              | 0- 1     | 0- 1      | AWAY           | 0- 2       | 0- 3        | 4- 1          |      |      |       |           |
| 3- 2              | 0- 0     | 0- 0      | NEUTRAL        | 0- 2       | 0- 0        | 3- 0          |      |      |       |           |
| 7- 6              | 0- 0     | 0- 1      | NON-CONFERENCE | 0- 1       | 0- 2        | 7- 2          |      |      |       |           |
| 4- 2              | 0- 0     | 0- 1      | HOME           | 0- 0       | 0- 0        | 4- 1          |      |      |       |           |
| 1- 3              | 0- 0     | 0- 0      | AWAY           | 0- 0       | 0- 2        | 1- 1          |      |      |       |           |
| 2- 1              | 0- 0     | 0- 0      | NEUTRAL        | 0- 1       | 0- 0        | 2- 0          |      |      |       |           |
| 6- 12             | 0- 3     | 0- 1      | CONFERENCE     | 1- 4       | 0- 2        | 5- 2          |      |      |       |           |
| 2- 6              | 0- 2     | 0- 0      | HOME           | 1- 1       | 0- 1        | 1- 2          |      |      |       |           |
| 3- 5              | 0- 1     | 0- 1      | AWAY           | 0- 2       | 0- 1        | 3- 0          |      |      |       |           |
| 1- 1              | 0- 0     | 0- 0      | NEUTRAL        | 0- 1       | 0- 0        | 1- 0          |      |      |       |           |

| RPI                       | S | Opponent          | Score | RPI | S | Opponent          | Score | RPI | S | Opponent    | Score | RPI | S | Opponent        | Score | Team's RPI: 198 |
|---------------------------|---|-------------------|-------|-----|---|-------------------|-------|-----|---|-------------|-------|-----|---|-----------------|-------|-----------------|
| 18                        | H | Duquesne          | 44 65 | 34  | H | James Madison     | 47 73 | 53  | A | Saint Louis | 48 73 | 109 | A | Virginia        | 51 71 |                 |
| 24                        | A | George Washington | 53 55 | 37  | A | St. Bonaventure   | 43 66 | 70  | A | VCU         | 42 53 | 115 | A | Saint Joseph's  | 53 64 |                 |
| 24                        | H | George Washington | 47 62 |     |   |                   |       | 70  | H | VCU         | 62 50 | 115 | H | Saint Joseph's  | 57 59 |                 |
|                           |   |                   |       |     |   |                   |       | 70  | N | VCU         | 42 62 | 139 | A | Wake Forest     | 33 43 |                 |
|                           |   |                   |       |     |   |                   |       | 83  | H | Dayton      | 48 60 | 154 | H | Old Dominion    | 62 57 |                 |
|                           |   |                   |       |     |   |                   |       | 99  | N | Marquette   | 80 98 | 161 | H | Fordham         | 52 48 |                 |
|                           |   |                   |       |     |   |                   |       |     |   |             |       | 169 | A | George Mason    | 57 50 |                 |
|                           |   |                   |       |     |   |                   |       |     |   |             |       | 177 | H | Eastern Ky.     | 81 62 |                 |
|                           |   |                   |       |     |   |                   |       |     |   |             |       | 190 | H | Davidson        | 59 67 |                 |
|                           |   |                   |       |     |   |                   |       |     |   |             |       | 190 | N | Davidson        | 70 51 |                 |
|                           |   |                   |       |     |   |                   |       |     |   |             |       | 202 | H | William & Mary  | 56 50 |                 |
|                           |   |                   |       |     |   |                   |       |     |   |             |       | 213 | H | Rhode Island    | 50 57 |                 |
|                           |   |                   |       |     |   |                   |       |     |   |             |       | 215 | H | Furman          | 62 69 |                 |
|                           |   |                   |       |     |   |                   |       |     |   |             |       | 221 | A | Massachusetts   | 74 68 |                 |
|                           |   |                   |       |     |   |                   |       |     |   |             |       | 261 | A | Appalachian St. | 59 73 |                 |
|                           |   |                   |       |     |   |                   |       |     |   |             |       | 265 | A | Providence      | 57 50 |                 |
|                           |   |                   |       |     |   |                   |       |     |   |             |       | 269 | H | UNCW            | 63 53 |                 |
|                           |   |                   |       |     |   |                   |       |     |   |             |       | 280 | A | La Salle        | 60 43 |                 |
|                           |   |                   |       |     |   |                   |       |     |   |             |       | 290 | N | Wichita St.     | 63 50 |                 |
|                           |   |                   |       |     |   |                   |       |     |   |             |       | 329 | N | Lafayette       | 54 46 |                 |
| LAST 12 Division I GAMES: |   |                   |       |     |   |                   |       |     |   |             |       |     |   |                 |       |                 |
| 70                        | N | VCU               | 42 62 | 70  | H | VCU               | 62 50 |     |   |             |       |     |   |                 |       |                 |
| 190                       | N | Davidson          | 70 51 | 190 | H | Davidson          | 59 67 |     |   |             |       |     |   |                 |       |                 |
| 115                       | H | Saint Joseph's    | 57 59 | 24  | H | George Washington | 47 62 |     |   |             |       |     |   |                 |       |                 |
| 24                        | A | George Washington | 53 55 | 53  | A | Saint Louis       | 48 73 |     |   |             |       |     |   |                 |       |                 |
| 169                       | A | George Mason      | 57 50 | 37  | A | St. Bonaventure   | 43 66 |     |   |             |       |     |   |                 |       |                 |
| 161                       | H | Fordham           | 52 48 | 18  | H | Duquesne          | 44 65 |     |   |             |       |     |   |                 |       |                 |

Non-Div I Games:

Richmond

■ Loss, 
 ■ Non-Conf, 
 ■ S Site, 
 ■ H Home 
 ■ A Away 
 N Neutral

| RACER             |          |           |                | THROUGH GAMES OF MARCH 7, 1910 |             |               |      |      |       |           |
|-------------------|----------|-----------|----------------|--------------------------------|-------------|---------------|------|------|-------|-----------|
| Average RPI Win:  | 286      | WON-LOST  | WINNING        | LAST 10                        | STRENGTH OF | OPP. STRENGTH | TEAM | ADJ. | CONF. | ADJ CONF. |
| Average RPI Loss: | 167      | RECORD    | PCT. RANK      | GAMES                          | SCHEDULE    | OF SCHEDULE   | RPI  | RPI  | RPI   | RPI       |
| DIV. I ONLY       | 8- 22    | 291       | 4- 6           | 210                            | 273         | 284           | 284  | 23   | 23    |           |
| DIV. I NON-CONF.  | 3- 6     | 234       | 0- 0           | 83                             | 318         | 207           | 207  | 22   | 22    |           |
| TOTALS            | RPI 1-25 | RPI 26-50 | W-L RECORDS    | RPI 51-100                     | RPI 101-150 | RPI 150+      |      |      |       |           |
| 8- 22             | 0- 0     | 0- 1      | OVERALL        | 0- 4                           | 0- 3        | 8- 14         |      |      |       |           |
| 4- 9              | 0- 0     | 0- 1      | HOME           | 0- 1                           | 0- 1        | 4- 6          |      |      |       |           |
| 4- 11             | 0- 0     | 0- 0      | AWAY           | 0- 2                           | 0- 2        | 4- 7          |      |      |       |           |
| 0- 2              | 0- 0     | 0- 0      | NEUTRAL        | 0- 1                           | 0- 0        | 0- 1          |      |      |       |           |
| 3- 6              | 0- 0     | 0- 1      | NON-CONFERENCE | 0- 2                           | 0- 1        | 3- 2          |      |      |       |           |
| 2- 1              | 0- 0     | 0- 1      | HOME           | 0- 0                           | 0- 0        | 2- 0          |      |      |       |           |
| 1- 3              | 0- 0     | 0- 0      | AWAY           | 0- 1                           | 0- 1        | 1- 1          |      |      |       |           |
| 0- 2              | 0- 0     | 0- 0      | NEUTRAL        | 0- 1                           | 0- 0        | 0- 1          |      |      |       |           |
| 5- 16             | 0- 0     | 0- 0      | CONFERENCE     | 0- 2                           | 0- 2        | 5- 12         |      |      |       |           |
| 2- 8              | 0- 0     | 0- 0      | HOME           | 0- 1                           | 0- 1        | 2- 6          |      |      |       |           |
| 3- 8              | 0- 0     | 0- 0      | AWAY           | 0- 1                           | 0- 1        | 3- 6          |      |      |       |           |
| 0- 0              | 0- 0     | 0- 0      | NEUTRAL        | 0- 0                           | 0- 0        | 0- 0          |      |      |       |           |

[illegible]

Non-Div I Games:

Rider

Loss, Non-Conf, S Site, H Home A Away N Neutral

| Report Header     |          |           |                | Through Games of March 7, 2010 |             |               |      |      |       |           |
|-------------------|----------|-----------|----------------|--------------------------------|-------------|---------------|------|------|-------|-----------|
| Average RPI Win:  | 283      | WON-LOST  | WINNING        | LAST 10                        | STRENGTH OF | OPP. STRENGTH | TEAM | ADJ. | CONF. | ADJ CONF. |
| Average RPI Loss: | 197      | RECORD    | PCT. RANK      | GAMES                          | SCHEDULE    | OF SCHEDULE   | RPI  | RPI  | RPI   | RPI       |
| DIV. I ONLY       | 17- 12   | 124       | 7- 3           | 321                            | 327         | 209           | 209  | 30   | 30    |           |
| DIV. I NON-CONF.  | 5- 5     | 160       | 0- 0           | 189                            | 129         | 140           | 140  | 32   | 32    |           |
| TOTALS            | RPI 1-25 | RPI 26-50 | W-L RECORDS    | RPI 51-100                     | RPI 101-150 | RPI 150+      |      |      |       |           |
| 17- 12            | 0- 1     | 0- 0      | OVERALL        | 0- 2                           | 0- 2        | 17- 7         |      |      |       |           |
| 10- 3             | 0- 0     | 0- 0      | HOME           | 0- 0                           | 0- 1        | 10- 2         |      |      |       |           |
| 7- 9              | 0- 0     | 0- 0      | AWAY           | 0- 0                           | 0- 0        | 7- 0          |      |      |       |           |
| 0- 0              | 0- 0     | 0- 0      | NEUTRAL        | 0- 0                           | 0- 0        | 0- 0          |      |      |       |           |
| 5- 5              | 0- 1     | 0- 0      | NON-CONFERENCE | 0- 2                           | 0- 2        | 5- 0          |      |      |       |           |
| 2- 1              | 0- 0     | 0- 0      | HOME           | 0- 0                           | 0- 1        | 2- 0          |      |      |       |           |
| 3- 4              | 0- 1     | 0- 0      | AWAY           | 0- 2                           | 0- 1        | 3- 0          |      |      |       |           |
| 0- 0              | 0- 0     | 0- 0      | NEUTRAL        | 0- 0                           | 0- 0        | 0- 0          |      |      |       |           |
| 12- 7             | 0- 0     | 0- 0      | CONFERENCE     | 0- 0                           | 0- 0        | 12- 7         |      |      |       |           |
| 8- 2              | 0- 0     | 0- 0      | HOME           | 0- 0                           | 0- 0        | 8- 2          |      |      |       |           |
| 4- 5              | 0- 0     | 0- 0      | AWAY           | 0- 0                           | 0- 0        | 4- 5          |      |      |       |           |
| 0- 0              | 0- 0     | 0- 0      | NEUTRAL        | 0- 0                           | 0- 0        | 0- 0          |      |      |       |           |

| RPI 1-25                  |   |                      |                 |    |  |
|---------------------------|---|----------------------|-----------------|----|--|
| RPI                       | S | Opponent             | Score           |    |  |
| 23                        | A | Florida              | 52              | 79 |  |
| RPI 26-50                 |   |                      |                 |    |  |
| RPI                       | S | Opponent             | Score           |    |  |
| RPI 51-100                |   |                      |                 |    |  |
| RPI                       | S | Opponent             | Score           |    |  |
| 59                        | A | Iowa                 | 50              | 69 |  |
| 77                        | A | Charlotte            | 73              | 94 |  |
| RPI 101+                  |   |                      |                 |    |  |
| RPI                       | S | Opponent             | Team's RPI: 209 |    |  |
|                           |   |                      | Score           |    |  |
| 126                       | A | Youngstown St.       | 46              | 55 |  |
| 150                       | H | Northern Ky.         | 70              | 72 |  |
| 163                       | H | Delaware             | 53              | 50 |  |
| 196                       | A | Sacred Heart         | 52              | 62 |  |
| 196                       | H | Sacred Heart         | 78              | 63 |  |
| 225                       | A | Bryant               | 65              | 71 |  |
| 225                       | H | Bryant               | 55              | 53 |  |
| 245                       | A | Monmouth             | 60              | 47 |  |
| 254                       | H | Morgan St.           | 76              | 44 |  |
| 263                       | A | Saint Francis (PA)   | 54              | 62 |  |
| 263                       | H | Saint Francis (PA)   | 57              | 43 |  |
| 275                       | A | Central Conn. St.    | 39              | 48 |  |
| 275                       | H | Central Conn. St.    | 72              | 55 |  |
| 280                       | A | La Salle             | 76              | 45 |  |
| 291                       | A | Ga. Southern         | 64              | 49 |  |
| 314                       | A | Fairleigh Dickinson  | 52              | 60 |  |
| 314                       | H | Fairleigh Dickinson  | 68              | 83 |  |
| 314                       | H | Fairleigh Dickinson  | 68              | 59 |  |
| 317                       | A | Mt. St. Mary's       | 74              | 67 |  |
| 317                       | H | Mt. St. Mary's       | 61              | 56 |  |
| 324                       | A | LIU Brooklyn         | 52              | 49 |  |
| 324                       | H | LIU Brooklyn         | 69              | 53 |  |
| 337                       | A | St. Francis Brooklyn | 62              | 53 |  |
| 337                       | H | St. Francis Brooklyn | 65              | 72 |  |
| 345                       | A | Wagner               | 79              | 49 |  |
| 345                       | H | Wagner               | 64              | 44 |  |
| LAST 12 Division I GAMES: |   |                      |                 |    |  |
| 314                       | H | Fairleigh Dickinson  | 68              | 59 |  |
| 263                       | H | Saint Francis (PA)   | 57              | 43 |  |
| 345                       | A | Wagner               | 79              | 49 |  |
| 324                       | H | LIU Brooklyn         | 69              | 53 |  |
| 337                       | H | St. Francis Brooklyn | 65              | 72 |  |
| 196                       | A | Sacred Heart         | 52              | 62 |  |
| 314                       | A | Fairleigh Dickinson  | 52              | 60 |  |
| 275                       | H | Central Conn. St.    | 72              | 55 |  |
| 225                       | H | Bryant               | 55              | 53 |  |
| 317                       | A | Mt. St. Mary's       | 74              | 67 |  |
| 263                       | A | Saint Francis (PA)   | 54              | 62 |  |
| 275                       | A | Central Conn. St.    | 39              | 48 |  |

Non-Div I Games: West Va. Wesleyan 124 59

Robert Morris

Loss, Non-Conf, S Site, H Home A Away N Neutral

| Average RPI Win: 121 |      | WON-LOST | WINNING   | LAST 10        | STRENGTH OF | OPP. STRENGTH | TEAM       | ADJ.        | CONF.    | ADJ CONF. |
|----------------------|------|----------|-----------|----------------|-------------|---------------|------------|-------------|----------|-----------|
| Average RPI Loss: 36 |      | RECORD   | PCT. RANK | GAMES          | SCHEDULE    | OF SCHEDULE   | RPI        | RPI         | RPI      | RPI       |
| DIV. I ONLY          |      | 18- 14   | 142       | 5- 5           | 16          | 14            | 51         | 51          | 5        | 5         |
| DIV. I NON-CONF.     |      | 9- 3     | 69        | 0- 0           | 26          | 10            | 17         | 17          | 4        | 4         |
| TOTALS               |      | RPI 1-25 | RPI 26-50 |                | W-L RECORDS |               | RPI 51-100 | RPI 101-150 | RPI 150+ |           |
| 18- 14               | 1- 7 | 0- 3     |           | OVERALL        |             | 7- 4          | 6- 0       | 4- 0        |          |           |
| 11- 4                | 0- 3 | 0- 1     |           | HOME           |             | 5- 0          | 3- 0       | 3- 0        |          |           |
| 3- 9                 | 0- 3 | 0- 2     |           | AWAY           |             | 0- 4          | 2- 0       | 1- 0        |          |           |
| 4- 1                 | 1- 1 | 0- 0     |           | NEUTRAL        |             | 2- 0          | 1- 0       | 0- 0        |          |           |
| 9- 3                 | 1- 1 | 0- 2     |           | NON-CONFERENCE |             | 2- 0          | 5- 0       | 1- 0        |          |           |
| 5- 1                 | 0- 0 | 0- 1     |           | HOME           |             | 1- 0          | 3- 0       | 1- 0        |          |           |
| 1- 2                 | 0- 1 | 0- 1     |           | AWAY           |             | 0- 0          | 1- 0       | 0- 0        |          |           |
| 3- 0                 | 1- 0 | 0- 0     |           | NEUTRAL        |             | 1- 0          | 1- 0       | 0- 0        |          |           |
| 9- 11                | 0- 6 | 0- 1     |           | CONFERENCE     |             | 5- 4          | 1- 0       | 3- 0        |          |           |
| 6- 3                 | 0- 3 | 0- 0     |           | HOME           |             | 4- 0          | 0- 0       | 2- 0        |          |           |
| 2- 7                 | 0- 2 | 0- 1     |           | AWAY           |             | 0- 4          | 1- 0       | 1- 0        |          |           |
| 1- 1                 | 0- 1 | 0- 0     |           | NEUTRAL        |             | 1- 0          | 0- 0       | 0- 0        |          |           |

| RPI                       | S | Opponent          | Score | RPI | S | Opponent           | Score | RPI | S | Opponent     | Score | RPI | S | Opponent       | Score |
|---------------------------|---|-------------------|-------|-----|---|--------------------|-------|-----|---|--------------|-------|-----|---|----------------|-------|
| 6                         | A | Ohio St.          | 78 90 | 40  | A | Seton Hall         | 49 77 | 59  | A | Iowa         | 65 69 | 101 | H | Iona           | 58 33 |
| 6                         | H | Ohio St.          | 58 67 | 43  | H | St. John's (NY)    | 62 69 | 64  | A | Purdue       | 68 74 | 109 | N | Virginia       | 60 48 |
| 6                         | N | Ohio St.          | 58 73 | 46  | A | Indiana            | 48 64 | 71  | H | Temple       | 61 51 | 115 | A | Saint Joseph's | 78 65 |
| 8                         | H | Maryland          | 59 73 |     |   |                    |       | 73  | N | Tulane       | 75 51 | 121 | H | LSU            | 69 57 |
| 16                        | A | Florida St.       | 43 65 |     |   |                    |       | 75  | H | Michigan     | 72 50 | 131 | A | Penn St.       | 74 62 |
| 17                        | A | Michigan St.      | 48 59 |     |   |                    |       | 81  | A | Minnesota    | 72 85 | 140 | H | Arkansas       | 60 40 |
| 17                        | H | Michigan St.      | 67 70 |     |   |                    |       | 81  | H | Minnesota    | 66 55 | 179 | A | Illinois       | 63 56 |
| 25                        | N | Green Bay         | 54 43 |     |   |                    |       | 94  | A | Nebraska     | 54 65 | 179 | H | Illinois       | 67 54 |
|                           |   |                   |       |     |   |                    |       | 94  | H | Nebraska     | 66 56 | 197 | H | Wisconsin      | 61 41 |
|                           |   |                   |       |     |   |                    |       | 94  | N | Nebraska     | 66 63 | 293 | H | Savannah St.   | 65 26 |
|                           |   |                   |       |     |   |                    |       | 100 | H | Northwestern | 61 59 |     |   |                |       |
| LAST 12 Division I GAMES: |   |                   |       |     |   |                    |       |     |   |              |       |     |   |                |       |
|                           |   | 6 N Ohio St.      | 58 73 |     |   | 179 A Illinois     | 63 56 |     |   |              |       |     |   |                |       |
|                           |   | 94 N Nebraska     | 66 63 |     |   | 100 H Northwestern | 61 59 |     |   |              |       |     |   |                |       |
|                           |   | 75 H Michigan     | 72 50 |     |   | 131 A Penn St.     | 74 62 |     |   |              |       |     |   |                |       |
|                           |   | 64 A Purdue       | 68 74 |     |   | 81 A Minnesota     | 72 85 |     |   |              |       |     |   |                |       |
|                           |   | 8 H Maryland      | 59 73 |     |   | 94 H Nebraska      | 66 56 |     |   |              |       |     |   |                |       |
|                           |   | 17 H Michigan St. | 67 70 |     |   | 46 A Indiana       | 48 64 |     |   |              |       |     |   |                |       |

Non-Div I Games:

Rutgers

■ Loss, 
■ Non-Conf, 
■ S Site, 
■ H Home 
■ A Away 
N Neutral

|                   |          |           |                |            |             |               |      |      |       |           |
|-------------------|----------|-----------|----------------|------------|-------------|---------------|------|------|-------|-----------|
| Average RPI Win:  | 248      | WON-LOST  | WINNING        | LAST 10    | STRENGTH OF | OPP. STRENGTH | TEAM | ADJ. | CONF. | ADJ CONF. |
| Average RPI Loss: | 179      | RECORD    | PCT. RANK      | GAMES      | SCHEDULE    | OF SCHEDULE   | RPI  | RPI  | RPI   | RPI       |
| DIV. I ONLY       | 15- 11   | 133       | 9- 1           | 293        | 268         | 199           | 199  | 26   | 26    |           |
| DIV. I NON-CONF.  | 3- 5     | 218       | 0- 0           | 168        | 232         | 219           | 219  | 26   | 26    |           |
| TOTALS            | RPI 1-25 | RPI 26-50 | W-L RECORDS    | RPI 51-100 | RPI 101-150 | RPI 150+      |      |      |       |           |
| 15- 11            | 0- 0     | 0- 0      | OVERALL        | 0- 2       | 3- 4        | 12- 5         |      |      |       |           |
| 7- 4              | 0- 0     | 0- 0      | HOME           | 0- 2       | 2- 1        | 5- 1          |      |      |       |           |
| 6- 5              | 0- 0     | 0- 0      | AWAY           | 0- 0       | 0- 1        | 6- 3          |      |      |       |           |
| 2- 2              | 0- 0     | 0- 0      | NEUTRAL        | 0- 0       | 1- 1        | 1- 1          |      |      |       |           |
| 3- 5              | 0- 0     | 0- 0      | NON-CONFERENCE | 0- 0       | 1- 3        | 2- 2          |      |      |       |           |
| 1- 1              | 0- 0     | 0- 0      | HOME           | 0- 0       | 0- 1        | 1- 0          |      |      |       |           |
| 0- 2              | 0- 0     | 0- 0      | AWAY           | 0- 0       | 0- 1        | 0- 1          |      |      |       |           |
| 2- 2              | 0- 0     | 0- 0      | NEUTRAL        | 0- 0       | 1- 1        | 1- 1          |      |      |       |           |
| 12- 6             | 0- 0     | 0- 0      | CONFERENCE     | 0- 2       | 2- 1        | 10- 3         |      |      |       |           |
| 6- 3              | 0- 0     | 0- 0      | HOME           | 0- 2       | 2- 0        | 4- 1          |      |      |       |           |
| 6- 3              | 0- 0     | 0- 0      | AWAY           | 0- 0       | 0- 1        | 6- 2          |      |      |       |           |
| 0- 0              | 0- 0     | 0- 0      | NEUTRAL        | 0- 0       | 0- 0        | 0- 0          |      |      |       |           |

| RPI 1-25                  |   |                  |       | RPI 26-50 |     |          |                    | RPI 51-100 |    |                   |       | RPI 101+           |     |          |                    | Team's RPI: 199 |                 |    |    |
|---------------------------|---|------------------|-------|-----------|-----|----------|--------------------|------------|----|-------------------|-------|--------------------|-----|----------|--------------------|-----------------|-----------------|----|----|
| RPI                       | S | Opponent         | Score | RPI       | S   | Opponent | Score              | RPI        | S  | Opponent          | Score | RPI                | S   | Opponent | Score              |                 |                 |    |    |
|                           |   |                  |       |           |     |          |                    | 76         | H  | Abilene Christian | 70    | 85                 | 107 | A        | TCU                | 55              | 88              |    |    |
|                           |   |                  |       |           |     |          |                    | 98         | H  | Central Ark.      | 53    | 55                 | 116 | A        | Northwestern St.   | 51              | 72              |    |    |
|                           |   |                  |       |           |     |          |                    |            |    |                   |       |                    | 116 | H        | Northwestern St.   | 68              | 52              |    |    |
|                           |   |                  |       |           |     |          |                    |            |    |                   |       |                    | 124 | N        | IUPUI              | 55              | 62              |    |    |
|                           |   |                  |       |           |     |          |                    |            |    |                   |       |                    | 144 | H        | McNeese St.        | 80              | 55              |    |    |
|                           |   |                  |       |           |     |          |                    |            |    |                   |       |                    | 146 | H        | UT Arlington       | 63              | 67              |    |    |
|                           |   |                  |       |           |     |          |                    |            |    |                   |       |                    | 147 | N        | SIUE               | 82              | 74              |    |    |
|                           |   |                  |       |           |     |          |                    |            |    |                   |       |                    | 183 | A        | Louisiana Tech     | 44              | 76              |    |    |
|                           |   |                  |       |           |     |          |                    |            |    |                   |       |                    | 184 | N        | Weber St.          | 46              | 56              |    |    |
|                           |   |                  |       |           |     |          |                    |            |    |                   |       |                    | 227 | N        | Indiana St.        | 71              | 62              |    |    |
|                           |   |                  |       |           |     |          |                    |            |    |                   |       |                    | 233 | H        | Rice               | 59              | 45              |    |    |
|                           |   |                  |       |           |     |          |                    |            |    |                   |       |                    | 237 | A        | Sam Houston St.    | 65              | 59              |    |    |
|                           |   |                  |       |           |     |          |                    |            |    |                   |       |                    | 237 | H        | Sam Houston St.    | 70              | 63              |    |    |
|                           |   |                  |       |           |     |          |                    |            |    |                   |       |                    | 248 | A        | Houston Baptist    | 64              | 50              |    |    |
|                           |   |                  |       |           |     |          |                    |            |    |                   |       |                    | 248 | H        | Houston Baptist    | 66              | 54              |    |    |
|                           |   |                  |       |           |     |          |                    |            |    |                   |       |                    | 287 | A        | Lamar              | 79              | 77              |    |    |
|                           |   |                  |       |           |     |          |                    |            |    |                   |       |                    | 287 | H        | Lamar              | 60              | 64              |    |    |
|                           |   |                  |       |           |     |          |                    |            |    |                   |       |                    | 304 | A        | Nicholls St.       | 89              | 67              |    |    |
|                           |   |                  |       |           |     |          |                    |            |    |                   |       |                    | 313 | A        | A&M-Corpus Christi | 71              | 66              |    |    |
|                           |   |                  |       |           |     |          |                    |            |    |                   |       |                    | 313 | H        | A&M-Corpus Christi | 72              | 59              |    |    |
|                           |   |                  |       |           |     |          |                    |            |    |                   |       |                    | 319 | A        | Southeastern La.   | 56              | 65              |    |    |
|                           |   |                  |       |           |     |          |                    |            |    |                   |       |                    | 330 | A        | Incarnate Word     | 82              | 66              |    |    |
|                           |   |                  |       |           |     |          |                    |            |    |                   |       |                    | 330 | H        | Incarnate Word     | 74              | 62              |    |    |
|                           |   |                  |       |           |     |          |                    |            |    |                   |       |                    | 331 | A        | New Orleans        | 57              | 58              |    |    |
| LAST 12 Division I GAMES: |   |                  |       |           |     |          |                    |            |    |                   |       |                    |     |          |                    |                 |                 |    |    |
| 237                       | A | Sam Houston St.  | 65    | 59        | 313 | H        | A&M-Corpus Christi | 72         | 59 | 330               | H     | Incarnate Word     | 74  | 62       | 248                | A               | Houston Baptist | 64 | 50 |
| 116                       | A | Northwestern St. | 51    | 72        | 116 | H        | Northwestern St.   | 68         | 52 | 313               | A     | A&M-Corpus Christi | 71  | 66       | 287                | A               | Lamar           | 79 | 77 |
| 248                       | H | Houston Baptist  | 66    | 54        | 237 | H        | Sam Houston St.    | 70         | 63 |                   |       |                    |     |          |                    |                 |                 |    |    |
| 330                       | A | Incarnate Word   | 82    | 66        |     |          |                    |            |    |                   |       |                    |     |          |                    |                 |                 |    |    |
| 304                       | A | Nicholls St.     | 89    | 67        |     |          |                    |            |    |                   |       |                    |     |          |                    |                 |                 |    |    |
| 287                       | A | Lamar            | 79    | 77        |     |          |                    |            |    |                   |       |                    |     |          |                    |                 |                 |    |    |

Non-Div I Games: Texas-Tyler 91 69 Tex. A&M-Commerce 75 65 LSU-Shreveport 94 39

SFA

Loss, Non-Conf, S Site, H Home A Away N Neutral

S  
I  
U  
E

| SIUE              |          |           |                | Through Games Of March 7, 2016 |             |               |      |      |       |           |
|-------------------|----------|-----------|----------------|--------------------------------|-------------|---------------|------|------|-------|-----------|
| Average RPI Win:  | 249      | WON-LOST  | WINNING        | LAST 10                        | STRENGTH OF | OPP. STRENGTH | TEAM | ADJ. | CONF. | ADJ CONF. |
| Average RPI Loss: | 145      | RECORD    | PCT. RANK      | GAMES                          | SCHEDULE    | OF SCHEDULE   | RPI  | RPI  | RPI   | RPI       |
| DIV. I ONLY       | 18- 13   | 130       | 6- 4           | 220                            | 258         | 147           | 147  | 24   | 24    |           |
| DIV. I NON-CONF.  | 5- 8     | 209       | 0- 0           | 137                            | 245         | 180           | 180  | 24   | 24    |           |
| -----             |          |           |                |                                |             |               |      |      |       |           |
| TOTALS            | RPI 1-25 | RPI 26-50 | W-L RECORDS    | RPI 51-100                     | RPI 101-150 | RPI 150+      |      |      |       |           |
| 18- 13            | 0- 0     | 0- 2      | OVERALL        | 2- 2                           | 0- 4        | 16- 5         |      |      |       |           |
| 9- 3              | 0- 0     | 0- 0      | HOME           | 2- 0                           | 0- 2        | 7- 1          |      |      |       |           |
| 8- 8              | 0- 0     | 0- 2      | AWAY           | 0- 1                           | 0- 2        | 8- 3          |      |      |       |           |
| 1- 2              | 0- 0     | 0- 0      | NEUTRAL        | 0- 1                           | 0- 0        | 1- 1          |      |      |       |           |
| 5- 8              | 0- 0     | 0- 2      | NON-CONFERENCE | 1- 1                           | 0- 2        | 4- 3          |      |      |       |           |
| 3- 1              | 0- 0     | 0- 0      | HOME           | 1- 0                           | 0- 1        | 2- 0          |      |      |       |           |
| 2- 6              | 0- 0     | 0- 2      | AWAY           | 0- 1                           | 0- 1        | 2- 2          |      |      |       |           |
| 0- 1              | 0- 0     | 0- 0      | NEUTRAL        | 0- 0                           | 0- 0        | 0- 1          |      |      |       |           |
| 13- 5             | 0- 0     | 0- 0      | CONFERENCE     | 1- 1                           | 0- 2        | 12- 2         |      |      |       |           |
| 6- 2              | 0- 0     | 0- 0      | HOME           | 1- 0                           | 0- 1        | 5- 1          |      |      |       |           |
| 6- 2              | 0- 0     | 0- 0      | AWAY           | 0- 0                           | 0- 1        | 6- 1          |      |      |       |           |
| 1- 1              | 0- 0     | 0- 0      | NEUTRAL        | 0- 1                           | 0- 0        | 1- 0          |      |      |       |           |

S  
I  
U  
E

| RPI 1-25                  |   |                   | RPI 26-50 |     |   | RPI 51-100        |       |     | RPI 101+ |                   |       | Team's RPI: 147 |
|---------------------------|---|-------------------|-----------|-----|---|-------------------|-------|-----|----------|-------------------|-------|-----------------|
| RPI                       | S | Opponent          | Score     | RPI | S | Opponent          | Score | RPI | S        | Opponent          | Score |                 |
| 30                        | A | Oklahoma St.      | 61 86     | 53  | H | Saint Louis       | 71 64 | 106 | A        | UT Martin         | 50 86 |                 |
| 45                        | A | Missouri          | 46 75     | 69  | A | Central Mich.     | 65 78 | 106 | H        | UT Martin         | 79 85 |                 |
|                           |   |                   |           | 78  | H | Belmont           | 73 60 | 124 | H        | IUPUI             | 67 85 |                 |
|                           |   |                   |           | 78  | N | Belmont           | 68 92 | 136 | A        | Southern Ill.     | 57 71 |                 |
|                           |   |                   |           |     |   |                   |       | 177 | H        | Eastern Ky.       | 89 74 |                 |
|                           |   |                   |           |     |   |                   |       | 199 | N        | SFA               | 74 82 |                 |
|                           |   |                   |           |     |   |                   |       | 230 | A        | Southeast Mo. St. | 89 75 |                 |
|                           |   |                   |           |     |   |                   |       | 230 | H        | Southeast Mo. St. | 80 73 |                 |
|                           |   |                   |           |     |   |                   |       | 230 | N        | Southeast Mo. St. | 80 76 |                 |
|                           |   |                   |           |     |   |                   |       | 235 | H        | Omaha             | 90 86 |                 |
|                           |   |                   |           |     |   |                   |       | 236 | A        | Western Ill.      | 74 78 |                 |
|                           |   |                   |           |     |   |                   |       | 241 | A        | Valparaiso        | 56 69 |                 |
|                           |   |                   |           |     |   |                   |       | 257 | A        | Tennessee St.     | 61 73 |                 |
|                           |   |                   |           |     |   |                   |       | 260 | H        | Northern Ill.     | 93 67 |                 |
|                           |   |                   |           |     |   |                   |       | 264 | A        | Murray St.        | 64 61 |                 |
|                           |   |                   |           |     |   |                   |       | 264 | H        | Murray St.        | 76 79 |                 |
|                           |   |                   |           |     |   |                   |       | 270 | A        | Austin Peay       | 72 61 |                 |
|                           |   |                   |           |     |   |                   |       | 270 | H        | Austin Peay       | 94 75 |                 |
|                           |   |                   |           |     |   |                   |       | 279 | A        | Tennessee Tech    | 83 68 |                 |
|                           |   |                   |           |     |   |                   |       | 298 | A        | Jacksonville St.  | 62 57 |                 |
|                           |   |                   |           |     |   |                   |       | 302 | A        | UMKC              | 63 58 |                 |
|                           |   |                   |           |     |   |                   |       | 306 | H        | Morehead St.      | 90 81 |                 |
|                           |   |                   |           |     |   |                   |       | 316 | A        | Illinois St.      | 65 57 |                 |
|                           |   |                   |           |     |   |                   |       | 340 | A        | Eastern Ill.      | 66 56 |                 |
|                           |   |                   |           |     |   |                   |       | 340 | H        | Eastern Ill.      | 87 75 |                 |
| -----                     |   |                   |           |     |   |                   |       |     |          |                   |       |                 |
| LAST 12 Division I GAMES: |   |                   |           |     |   |                   |       |     |          |                   |       |                 |
| 78                        | N | Belmont           | 68 92     | 264 | H | Murray St.        | 76 79 | 306 | H        | Morehead St.      | 90 81 |                 |
| 230                       | N | Southeast Mo. St. | 80 76     | 106 | H | UT Martin         | 79 85 | 316 | A        | Illinois St.      | 65 57 |                 |
| 340                       | A | Eastern Ill.      | 66 56     | 340 | H | Eastern Ill.      | 87 75 | 340 | A        | Eastern Ill.      | 66 56 |                 |
| 230                       | A | Southeast Mo. St. | 89 75     | 270 | A | Austin Peay       | 72 61 | 340 | H        | Eastern Ill.      | 87 75 |                 |
| 106                       | A | UT Martin         | 50 86     | 264 | A | Murray St.        | 64 61 |     |          |                   |       |                 |
| 270                       | H | Austin Peay       | 94 75     | 230 | H | Southeast Mo. St. | 80 73 |     |          |                   |       |                 |

Non-Div I Games:

SIUE

| SMU               |          |                    |                      | STRENGTH OF<br>SCHEDULE | OPP. STRENGTH<br>OF SCHEDULE | TEAM<br>RPI | ADJ.<br>RPI | CONF.<br>RPI | ADJ CONF.<br>RPI |
|-------------------|----------|--------------------|----------------------|-------------------------|------------------------------|-------------|-------------|--------------|------------------|
| Average RPI Win:  | 200      | WON-LOST<br>RECORD | WINNING<br>PCT. RANK |                         |                              |             |             |              |                  |
| Average RPI Loss: | 98       |                    | LAST 10<br>GAMES     |                         |                              |             |             |              |                  |
| DIV. I ONLY       | 13- 18   | 223                | 4- 6                 | 139                     | 71                           | 195         | 195         | 9            | 9                |
| DIV. I NON-CONF.  | 5- 6     | 180                | 0- 0                 | 156                     | 38                           | 196         | 196         | 7            | 7                |
| <hr/>             |          |                    |                      |                         |                              |             |             |              |                  |
| TOTALS            | RPI 1-25 |                    | RPI 26-50            | W-L RECORDS             | RPI 51-100                   | RPI 101-150 |             | RPI 150+     |                  |
| 13- 18            | 0- 8     |                    | 0- 0                 | OVERALL                 | 1- 3                         | 4- 2        |             | 8- 5         |                  |
| 8- 7              | 0- 3     |                    | 0- 0                 | HOME                    | 1- 1                         | 3- 1        |             | 4- 2         |                  |
| 2- 9              | 0- 3     |                    | 0- 0                 | AWAY                    | 0- 2                         | 0- 1        |             | 2- 3         |                  |
| 3- 2              | 0- 2     |                    | 0- 0                 | NEUTRAL                 | 0- 0                         | 1- 0        |             | 2- 0         |                  |
| 5- 6              | 0- 3     |                    | 0- 0                 | NON-CONFERENCE          | 0- 0                         | 2- 1        |             | 3- 2         |                  |
| 3- 3              | 0- 1     |                    | 0- 0                 | HOME                    | 0- 0                         | 1- 1        |             | 2- 1         |                  |
| 0- 2              | 0- 1     |                    | 0- 0                 | AWAY                    | 0- 0                         | 0- 0        |             | 0- 1         |                  |
| 2- 1              | 0- 1     |                    | 0- 0                 | NEUTRAL                 | 0- 0                         | 1- 0        |             | 1- 0         |                  |
| 8- 12             | 0- 5     |                    | 0- 0                 | CONFERENCE              | 1- 3                         | 2- 1        |             | 5- 3         |                  |
| 5- 4              | 0- 2     |                    | 0- 0                 | HOME                    | 1- 1                         | 2- 0        |             | 2- 1         |                  |
| 2- 7              | 0- 2     |                    | 0- 0                 | AWAY                    | 0- 2                         | 0- 1        |             | 2- 2         |                  |
| 1- 1              | 0- 1     |                    | 0- 0                 | NEUTRAL                 | 0- 0                         | 0- 0        |             | 1- 0         |                  |

| RPI 1-25                  |   |                 |              | RPI 26-50 |   |               |              | RPI 51-100 |   |          |              | RPI 101+ Team's RPI: 195 |   |                   |              |
|---------------------------|---|-----------------|--------------|-----------|---|---------------|--------------|------------|---|----------|--------------|--------------------------|---|-------------------|--------------|
| RPI                       | S | Opponent        | Score        | RPI       | S | Opponent      | Score        | RPI        | S | Opponent | Score        | RPI                      | S | Opponent          | Score        |
| 3                         | A | UConn           | 41 <b>88</b> |           |   |               |              | 71         | A | Temple   | 35 <b>55</b> | 107                      | H | TCU               | 79 <b>89</b> |
| 3                         | H | UConn           | 37 <b>90</b> |           |   |               |              | 71         | H | Temple   | 69 67        | 111                      | H | Memphis           | 58 49        |
| 11                        | H | Arizona St.     | 57 <b>64</b> |           |   |               |              | 73         | A | Tulane   | 64 <b>76</b> | 116                      | H | Northwestern St.  | 74 36        |
| 19                        | A | Texas A&M       | 55 <b>67</b> |           |   |               |              | 73         | H | Tulane   | 42 <b>54</b> | 122                      | N | Arizona           | 58 46        |
| 20                        | A | South Fla.      | 56 <b>83</b> |           |   |               |              |            |   |          |              | 149                      | A | East Carolina     | 61 <b>78</b> |
| 20                        | H | South Fla.      | 48 <b>66</b> |           |   |               |              |            |   |          |              | 149                      | H | East Carolina     | 74 67        |
| 20                        | N | South Fla.      | 60 <b>73</b> |           |   |               |              |            |   |          |              | 172                      | H | New Mexico        | 58 <b>63</b> |
| 21                        | N | Mississippi St. | 70 <b>72</b> |           |   |               |              |            |   |          |              | 193                      | A | Tulsa             | 54 <b>56</b> |
|                           |   |                 |              |           |   |               |              |            |   |          |              | 193                      | H | Tulsa             | 62 45        |
|                           |   |                 |              |           |   |               |              |            |   |          |              | 206                      | N | Gardner-Webb      | 69 61        |
|                           |   |                 |              |           |   |               |              |            |   |          |              | 220                      | H | Kansas            | 73 64        |
|                           |   |                 |              |           |   |               |              |            |   |          |              | 238                      | A | North Texas       | 57 <b>60</b> |
|                           |   |                 |              |           |   |               |              |            |   |          |              | 239                      | A | Cincinnati        | 73 55        |
|                           |   |                 |              |           |   |               |              |            |   |          |              | 277                      | A | UCF               | 54 <b>66</b> |
|                           |   |                 |              |           |   |               |              |            |   |          |              | 277                      | H | UCF               | 65 50        |
|                           |   |                 |              |           |   |               |              |            |   |          |              | 277                      | N | UCF               | 83 74        |
|                           |   |                 |              |           |   |               |              |            |   |          |              | 285                      | A | Houston           | 50 48        |
|                           |   |                 |              |           |   |               |              |            |   |          |              | 285                      | H | Houston           | 54 <b>63</b> |
|                           |   |                 |              |           |   |               |              |            |   |          |              | 339                      | H | Cal St. Fullerton | 74 53        |
| <hr/>                     |   |                 |              |           |   |               |              |            |   |          |              |                          |   |                   |              |
| LAST 12 Division I GAMES: |   |                 |              |           |   |               |              |            |   |          |              |                          |   |                   |              |
| 20                        | N | South Fla.      | 60 <b>73</b> | 193       | H | Tulsa         | 62 45        |            |   |          |              |                          |   |                   |              |
| 277                       | N | UCF             | 83 74        | 73        | A | Tulane        | 64 <b>76</b> |            |   |          |              |                          |   |                   |              |
| 149                       | A | East Carolina   | 61 <b>78</b> | 149       | H | East Carolina | 74 67        |            |   |          |              |                          |   |                   |              |
| 285                       | H | Houston         | 54 <b>63</b> | 277       | H | UCF           | 65 50        |            |   |          |              |                          |   |                   |              |
| 3                         | A | UConn           | 41 <b>88</b> | 71        | A | Temple        | 35 <b>55</b> |            |   |          |              |                          |   |                   |              |
| 277                       | A | UCF             | 54 <b>66</b> | 20        | H | South Fla.    | 48 <b>66</b> |            |   |          |              |                          |   |                   |              |

Non-Div I Games:

SMU

■ Loss, 
 ■ Non-Conf, 
 ■ S Site, 
 ■ Home 
 ■ Away 
 N Neutral



|                   |               |            |                |            |             |               |            |           |           |           |
|-------------------|---------------|------------|----------------|------------|-------------|---------------|------------|-----------|-----------|-----------|
| Average RPI Win:  | <b>247</b>    | WON-LOST   | WINNING        | LAST 10    | STRENGTH OF | OPP. STRENGTH | TEAM       | ADJ.      | CONF.     | ADJ CONF. |
| Average RPI Loss: | <b>125</b>    | RECORD     | PCT. RANK      | GAMES      | SCHEDULE    | OF SCHEDULE   | RPI        | RPI       | RPI       | RPI       |
| DIV. I ONLY       | <b>14- 16</b> | <b>191</b> | <b>7- 3</b>    | <b>129</b> | <b>248</b>  | <b>167</b>    | <b>167</b> | <b>19</b> | <b>19</b> |           |
| DIV. I NON-CONF.  | <b>3- 8</b>   | <b>258</b> | <b>0- 0</b>    | <b>89</b>  | <b>121</b>  | <b>204</b>    | <b>204</b> | <b>23</b> | <b>23</b> |           |
| TOTALS            | RPI 1-25      | RPI 26-50  | W-L RECORDS    | RPI 51-100 | RPI 101-150 | RPI 150+      |            |           |           |           |
| 14- 16            | 0- 1          | 0- 0       | OVERALL        | 0- 4       | 0- 4        | 14- 7         |            |           |           |           |
| 6- 7              | 0- 1          | 0- 0       | HOME           | 0- 2       | 0- 2        | 6- 2          |            |           |           |           |
| 7- 8              | 0- 0          | 0- 0       | AWAY           | 0- 1       | 0- 2        | 7- 5          |            |           |           |           |
| 1- 1              | 0- 0          | 0- 0       | NEUTRAL        | 0- 1       | 0- 0        | 1- 0          |            |           |           |           |
| 3- 8              | 0- 1          | 0- 0       | NON-CONFERENCE | 0- 3       | 0- 2        | 3- 2          |            |           |           |           |
| 1- 3              | 0- 1          | 0- 0       | HOME           | 0- 1       | 0- 1        | 1- 0          |            |           |           |           |
| 2- 4              | 0- 0          | 0- 0       | AWAY           | 0- 1       | 0- 1        | 2- 2          |            |           |           |           |
| 0- 1              | 0- 0          | 0- 0       | NEUTRAL        | 0- 1       | 0- 0        | 0- 0          |            |           |           |           |
| 11- 8             | 0- 0          | 0- 0       | CONFERENCE     | 0- 1       | 0- 2        | 11- 5         |            |           |           |           |
| 5- 4              | 0- 0          | 0- 0       | HOME           | 0- 1       | 0- 1        | 5- 2          |            |           |           |           |
| 5- 4              | 0- 0          | 0- 0       | AWAY           | 0- 0       | 0- 1        | 5- 3          |            |           |           |           |
| 1- 0              | 0- 0          | 0- 0       | NEUTRAL        | 0- 0       | 0- 0        | 1- 0          |            |           |           |           |

| RPI                       | S | Opponent       | Score         | RPI | S | Opponent      | Score         | RPI | S | Opponent      | Score         | RPI | S | Opponent       | Score         | Team's RPI: 167 |
|---------------------------|---|----------------|---------------|-----|---|---------------|---------------|-----|---|---------------|---------------|-----|---|----------------|---------------|-----------------|
| 9                         | H | UCLA           | 76 <b>109</b> |     |   |               |               | 54  | N | Villanova     | 54 <b>78</b>  | 108 | A | New Mexico St. | 77 <b>80</b>  |                 |
|                           |   |                |               |     |   |               |               | 80  | H | San Francisco | 94 <b>95</b>  | 119 | H | Hawaii         | 72 <b>74</b>  |                 |
|                           |   |                |               |     |   |               |               | 85  | A | California    | 99 <b>117</b> | 135 | A | Idaho          | 60 <b>107</b> |                 |
|                           |   |                |               |     |   |               |               | 92  | H | North Dakota  | 79 <b>86</b>  | 135 | H | Idaho          | 88 <b>98</b>  |                 |
|                           |   |                |               |     |   |               |               |     |   |               |               | 151 | A | Montana St.    | 99 <b>116</b> |                 |
|                           |   |                |               |     |   |               |               |     |   |               |               | 151 | H | Montana St.    | 79 <b>80</b>  |                 |
|                           |   |                |               |     |   |               |               |     |   |               |               | 162 | A | Montana        | 83 <b>90</b>  |                 |
|                           |   |                |               |     |   |               |               |     |   |               |               | 162 | H | Montana        | 83 75         |                 |
|                           |   |                |               |     |   |               |               |     |   |               |               | 172 | A | New Mexico     | 71 <b>84</b>  |                 |
|                           |   |                |               |     |   |               |               |     |   |               |               | 178 | A | Eastern Wash.  | 94 91         |                 |
|                           |   |                |               |     |   |               |               |     |   |               |               | 178 | H | Eastern Wash.  | 83 <b>100</b> |                 |
|                           |   |                |               |     |   |               |               |     |   |               |               | 181 | H | Northern Colo. | 83 72         |                 |
|                           |   |                |               |     |   |               |               |     |   |               |               | 184 | A | Weber St.      | 66 <b>77</b>  |                 |
|                           |   |                |               |     |   |               |               |     |   |               |               | 184 | H | Weber St.      | 87 64         |                 |
|                           |   |                |               |     |   |               |               |     |   |               |               | 187 | A | UC Davis       | 92 77         |                 |
|                           |   |                |               |     |   |               |               |     |   |               |               | 188 | A | Cal Poly       | 72 <b>97</b>  |                 |
|                           |   |                |               |     |   |               |               |     |   |               |               | 192 | A | Idaho St.      | 68 59         |                 |
|                           |   |                |               |     |   |               |               |     |   |               |               | 192 | H | Idaho St.      | 83 62         |                 |
|                           |   |                |               |     |   |               |               |     |   |               |               | 223 | A | Utah St.       | 95 86         |                 |
|                           |   |                |               |     |   |               |               |     |   |               |               | 307 | A | Northern Ariz. | 111 79        |                 |
|                           |   |                |               |     |   |               |               |     |   |               |               | 321 | A | Portland St.   | 126 78        |                 |
|                           |   |                |               |     |   |               |               |     |   |               |               | 321 | H | Portland St.   | 132 91        |                 |
|                           |   |                |               |     |   |               |               |     |   |               |               | 335 | A | Southern Utah  | 82 72         |                 |
|                           |   |                |               |     |   |               |               |     |   |               |               | 335 | N | Southern Utah  | 102 89        |                 |
|                           |   |                |               |     |   |               |               |     |   |               |               | 336 | H | UC Irvine      | 126 78        |                 |
| LAST 12 Division I GAMES: |   |                |               |     |   |               |               |     |   |               |               |     |   |                |               |                 |
| 335                       | N | Southern Utah  | 102 89        | 178 | A | Eastern Wash. | 94 91         |     |   |               |               |     |   |                |               |                 |
| 307                       | A | Northern Ariz. | 111 79        | 192 | H | Idaho St.     | 83 62         |     |   |               |               |     |   |                |               |                 |
| 335                       | A | Southern Utah  | 82 72         | 184 | H | Weber St.     | 87 64         |     |   |               |               |     |   |                |               |                 |
| 92                        | H | North Dakota   | 79 <b>86</b>  | 151 | A | Montana St.   | 99 <b>116</b> |     |   |               |               |     |   |                |               |                 |
| 181                       | H | Northern Colo. | 83 72         | 162 | A | Montana       | 83 <b>90</b>  |     |   |               |               |     |   |                |               |                 |
| 135                       | A | Idaho          | 60 <b>107</b> | 178 | H | Eastern Wash. | 83 <b>100</b> |     |   |               |               |     |   |                |               |                 |

Non-Div I Games:

Sacramento St.

■ Loss, 
 ■ Non-Conf, 
 ■ S Site, 
 ■ Home 
 ■ Away 
 N Neutral

| Average RPI Win: 295  |      | WON-LOST | WINNING   | LAST 10        | STRENGTH OF | OPP. STRENGTH | TEAM     | ADJ. | CONF. | ADJ CONF. |
|-----------------------|------|----------|-----------|----------------|-------------|---------------|----------|------|-------|-----------|
| Average RPI Loss: 170 |      | RECORD   | PCT. RANK | GAMES          | SCHEDULE    | OF SCHEDULE   | RPI      | RPI  | RPI   | RPI       |
| DIV. I ONLY           |      | 19- 11   | 93        | 10- 0          | 317         | 330           | 196      | 196  | 30    | 30        |
| DIV. I NON-CONF.      |      | 2- 9     | 296       | 0- 0           | 233         | 177           | 305      | 305  | 32    | 32        |
| TOTALS                |      | RPI 1-25 | RPI 26-50 | W-L RECORDS    | RPI 51-100  | RPI 101-150   | RPI 150+ |      |       |           |
| 19- 11                | 0- 0 |          | 0- 1      | OVERALL        | 0- 1        | 0- 3          | 19- 6    |      |       |           |
| 10- 4                 | 0- 0 |          | 0- 0      | HOME           | 0- 0        | 0- 1          | 10- 3    |      |       |           |
| 8- 6                  | 0- 0 |          | 0- 1      | AWAY           | 0- 1        | 0- 1          | 8- 3     |      |       |           |
| 1- 1                  | 0- 0 |          | 0- 0      | NEUTRAL        | 0- 0        | 0- 1          | 1- 0     |      |       |           |
| 2- 9                  |      | 0- 0     | 0- 1      | NON-CONFERENCE | 0- 1        | 0- 3          | 2- 4     |      |       |           |
| 1- 3                  | 0- 0 |          | 0- 0      | HOME           | 0- 0        | 0- 1          | 1- 2     |      |       |           |
| 0- 5                  | 0- 0 |          | 0- 1      | AWAY           | 0- 1        | 0- 1          | 0- 2     |      |       |           |
| 1- 1                  | 0- 0 |          | 0- 0      | NEUTRAL        | 0- 0        | 0- 1          | 1- 0     |      |       |           |
| 17- 2                 |      | 0- 0     | 0- 0      | CONFERENCE     | 0- 0        | 0- 0          | 17- 2    |      |       |           |
| 9- 1                  | 0- 0 |          | 0- 0      | HOME           | 0- 0        | 0- 0          | 9- 1     |      |       |           |
| 8- 1                  | 0- 0 |          | 0- 0      | AWAY           | 0- 0        | 0- 0          | 8- 1     |      |       |           |
| 0- 0                  | 0- 0 |          | 0- 0      | NEUTRAL        | 0- 0        | 0- 0          | 0- 0     |      |       |           |

[illegible]

Non-Div I Games:

Sacred Heart

Loss, Non-Conf, S Site, H Home A Away N Neutral

| RPI | S | Opponent | Score |    |
|-----|---|----------|-------|----|
| 345 | A | Wagner   | 77    | 73 |
| 345 | H | Wagner   | 73    | 62 |

Sacred Heart

| Average RPI Win:  | 304      | WON-LOST  | WINNING        | LAST 10    | STRENGTH OF | OPP. STRENGTH | TEAM | ADJ. | CONF. | ADJ CONF. |
|-------------------|----------|-----------|----------------|------------|-------------|---------------|------|------|-------|-----------|
| Average RPI Loss: | 192      | RECORD    | PCT. RANK      | GAMES      | SCHEDULE    | OF SCHEDULE   | RPI  | RPI  | RPI   | RPI       |
| DIV. I ONLY       | 13- 16   | 205       | 6- 4           | 299        | 334         | 263           | 263  | 30   | 30    |           |
| DIV. I NON-CONF.  | 1- 9     | 325       | 0- 0           | 180        | 163         | 310           | 310  | 32   | 32    |           |
| TOTALS            | RPI 1-25 | RPI 26-50 | W-L RECORDS    | RPI 51-100 | RPI 101-150 | RPI 150+      |      |      |       |           |
| 13- 16            | 0- 1     | 0- 1      | OVERALL        | 0- 0       | 0- 2        | 13- 12        |      |      |       |           |
| 9- 3              | 0- 0     | 0- 0      | HOME           | 0- 0       | 0- 1        | 9- 2          |      |      |       |           |
| 4- 12             | 0- 1     | 0- 1      | AWAY           | 0- 0       | 0- 1        | 4- 9          |      |      |       |           |
| 0- 1              | 0- 0     | 0- 0      | NEUTRAL        | 0- 0       | 0- 0        | 0- 1          |      |      |       |           |
| 1- 9              | 0- 1     | 0- 1      | NON-CONFERENCE | 0- 0       | 0- 2        | 1- 5          |      |      |       |           |
| 1- 1              | 0- 0     | 0- 0      | HOME           | 0- 0       | 0- 1        | 1- 0          |      |      |       |           |
| 0- 7              | 0- 1     | 0- 1      | AWAY           | 0- 0       | 0- 1        | 0- 4          |      |      |       |           |
| 0- 1              | 0- 0     | 0- 0      | NEUTRAL        | 0- 0       | 0- 0        | 0- 1          |      |      |       |           |
| 12- 7             | 0- 0     | 0- 0      | CONFERENCE     | 0- 0       | 0- 0        | 12- 7         |      |      |       |           |
| 8- 2              | 0- 0     | 0- 0      | HOME           | 0- 0       | 0- 0        | 8- 2          |      |      |       |           |
| 4- 5              | 0- 0     | 0- 0      | AWAY           | 0- 0       | 0- 0        | 4- 5          |      |      |       |           |
| 0- 0              | 0- 0     | 0- 0      | NEUTRAL        | 0- 0       | 0- 0        | 0- 0          |      |      |       |           |

| RPI S                     | Opponent  | Score                | RPI S | Opponent | Score | RPI S | Opponent            | Score | RPI S | Opponent               | Score  | Team's RPI: 263 |
|---------------------------|-----------|----------------------|-------|----------|-------|-------|---------------------|-------|-------|------------------------|--------|-----------------|
| 23                        | A Florida | 65 122               | 42    | A Ohio   | 65 91 |       |                     |       | 125   | H Pittsburgh           | 59 74  |                 |
|                           |           |                      |       |          |       |       |                     |       | 134   | A Marshall             | 73 81  |                 |
|                           |           |                      |       |          |       |       |                     |       | 168   | A Cornell              | 69 75  |                 |
|                           |           |                      |       |          |       |       |                     |       | 177   | N Eastern Ky.          | 82 88  |                 |
|                           |           |                      |       |          |       |       |                     |       | 196   | A Sacred Heart         | 67 80  |                 |
|                           |           |                      |       |          |       |       |                     |       | 196   | H Sacred Heart         | 77 81  |                 |
|                           |           |                      |       |          |       |       |                     |       | 209   | A Robert Morris        | 43 57  |                 |
|                           |           |                      |       |          |       |       |                     |       | 209   | H Robert Morris        | 62 54  |                 |
|                           |           |                      |       |          |       |       |                     |       | 224   | A Canisius             | 52 77  |                 |
|                           |           |                      |       |          |       |       |                     |       | 225   | A Bryant               | 72 84  |                 |
|                           |           |                      |       |          |       |       |                     |       | 225   | H Bryant               | 85 72  |                 |
|                           |           |                      |       |          |       |       |                     |       | 239   | A Cincinnati           | 86 93  |                 |
|                           |           |                      |       |          |       |       |                     |       | 247   | A Columbia             | 78 82  |                 |
|                           |           |                      |       |          |       |       |                     |       | 275   | A Central Conn. St.    | 51 66  |                 |
|                           |           |                      |       |          |       |       |                     |       | 275   | H Central Conn. St.    | 83 77  |                 |
|                           |           |                      |       |          |       |       |                     |       | 275   | H Central Conn. St.    | 59 79  |                 |
|                           |           |                      |       |          |       |       |                     |       | 283   | H Coastal Caro.        | 106 74 |                 |
|                           |           |                      |       |          |       |       |                     |       | 314   | A Fairleigh Dickinson  | 72 73  |                 |
|                           |           |                      |       |          |       |       |                     |       | 314   | H Fairleigh Dickinson  | 87 67  |                 |
|                           |           |                      |       |          |       |       |                     |       | 317   | A Mt. St. Mary's       | 73 64  |                 |
|                           |           |                      |       |          |       |       |                     |       | 317   | H Mt. St. Mary's       | 87 57  |                 |
|                           |           |                      |       |          |       |       |                     |       | 324   | A LIU Brooklyn         | 84 75  |                 |
|                           |           |                      |       |          |       |       |                     |       | 324   | H LIU Brooklyn         | 72 64  |                 |
|                           |           |                      |       |          |       |       |                     |       | 337   | A St. Francis Brooklyn | 83 76  |                 |
|                           |           |                      |       |          |       |       |                     |       | 337   | H St. Francis Brooklyn | 85 68  |                 |
|                           |           |                      |       |          |       |       |                     |       | 345   | A Wagner               | 87 74  |                 |
| LAST 12 Division I GAMES: |           |                      |       |          |       |       |                     |       |       |                        |        |                 |
| 275                       | H         | Central Conn. St.    | 83    | 77       | 317   | A     | Mt. St. Mary's      | 73    | 64    |                        |        |                 |
| 209                       | A         | Robert Morris        | 43    | 57       | 225   | H     | Bryant              | 85    | 72    |                        |        |                 |
| 196                       | A         | Sacred Heart         | 67    | 80       | 275   | H     | Central Conn. St.   | 59    | 79    |                        |        |                 |
| 337                       | H         | St. Francis Brooklyn | 85    | 68       | 314   | A     | Fairleigh Dickinson | 72    | 73    |                        |        |                 |
| 324                       | H         | LIU Brooklyn         | 72    | 64       | 209   | H     | Robert Morris       | 62    | 54    |                        |        |                 |
| 345                       | A         | Wagner               | 87    | 74       | 225   | A     | Bryant              | 72    | 84    |                        |        |                 |

Non-Div I Games: Pitt.-Johnstown 82 78

Saint Francis (PA)

■ Loss, 
 ■ Non-Conf, 
 ■ S Site, 
 ■ Home 
 ■ A Away 
 N Neutral

S  
a  
i  
n  
t  
F  
r  
a  
n  
c  
i  
s  
(  
P  
A  
)

RPI S Saint Francis (PA) Score

Through Games Of March 7, 2016

| RPI | S | Opponent | Score |
|-----|---|----------|-------|
| 345 | H | Wagner   | 93 78 |

Saint Francis (PA)  
P  
A  
)

## Saint Joseph's

## Through Games Of March 7, 2016

|                   |          |           |                |            |             |               |      |      |       |           |
|-------------------|----------|-----------|----------------|------------|-------------|---------------|------|------|-------|-----------|
| Average RPI Win:  | 156      | WON-LOST  | WINNING        | LAST 10    | STRENGTH OF | OPP. STRENGTH | TEAM | ADJ. | CONF. | ADJ CONF. |
| Average RPI Loss: | 90       | RECORD    | PCT. RANK      | GAMES      | SCHEDULE    | OF SCHEDULE   | RPI  | RPI  | RPI   | RPI       |
| DIV. I ONLY       | 14- 15   | 177       | 5- 5           | 49         | 87          | 115           | 115  | 7    | 7     |           |
| DIV. I NON-CONF.  | 6- 6     | 160       | 0- 0           | 3          | 47          | 56            | 56   | 8    | 8     |           |
| TOTALS            | RPI 1-25 | RPI 26-50 | W-L RECORDS    | RPI 51-100 | RPI 101-150 | RPI 150+      |      |      |       |           |
| 14- 15            | 0- 3     | 1- 2      | OVERALL        | 4- 5       | 0- 1        | 9- 4          |      |      |       |           |
| 9- 7              | 0- 2     | 1- 1      | HOME           | 2- 3       | 0- 1        | 6- 0          |      |      |       |           |
| 5- 7              | 0- 1     | 0- 1      | AWAY           | 2- 2       | 0- 0        | 3- 3          |      |      |       |           |
| 0- 1              | 0- 0     | 0- 0      | NEUTRAL        | 0- 0       | 0- 0        | 0- 1          |      |      |       |           |
| 6- 6              | 0- 1     | 1- 1      | NON-CONFERENCE | 3- 3       | 0- 1        | 2- 0          |      |      |       |           |
| 4- 4              | 0- 1     | 1- 1      | HOME           | 2- 1       | 0- 1        | 1- 0          |      |      |       |           |
| 2- 2              | 0- 0     | 0- 0      | AWAY           | 1- 2       | 0- 0        | 1- 0          |      |      |       |           |
| 0- 0              | 0- 0     | 0- 0      | NEUTRAL        | 0- 0       | 0- 0        | 0- 0          |      |      |       |           |
| 8- 9              | 0- 2     | 0- 1      | CONFERENCE     | 1- 2       | 0- 0        | 7- 4          |      |      |       |           |
| 5- 3              | 0- 1     | 0- 0      | HOME           | 0- 2       | 0- 0        | 5- 0          |      |      |       |           |
| 3- 5              | 0- 1     | 0- 1      | AWAY           | 1- 0       | 0- 0        | 2- 3          |      |      |       |           |
| 0- 1              | 0- 0     | 0- 0      | NEUTRAL        | 0- 0       | 0- 0        | 0- 1          |      |      |       |           |

| RPI 1-25                  |   |                   |       | RPI 26-50 |   |                 |       | RPI 51-100 |   |                 |       | RPI 101+ Team's RPI: 115 |   |               |        |
|---------------------------|---|-------------------|-------|-----------|---|-----------------|-------|------------|---|-----------------|-------|--------------------------|---|---------------|--------|
| RPI                       | S | Opponent          | Score | RPI       | S | Opponent        | Score | RPI        | S | Opponent        | Score | RPI                      | S | Opponent      | Score  |
| 1                         | H | Notre Dame        | 55 91 | 36        | H | Penn            | 50 46 | 51         | H | Rutgers         | 65 78 | 101                      | H | Iona          | 75 81  |
| 18                        | A | Duquesne          | 59 73 | 37        | A | St. Bonaventure | 51 65 | 53         | H | Saint Louis     | 66 77 | 161                      | A | Fordham       | 40 47  |
| 24                        | H | George Washington | 45 70 | 40        | H | Seton Hall      | 54 66 | 54         | A | Villanova       | 49 55 | 161                      | H | Fordham       | 61 51  |
|                           |   |                   |       |           |   |                 |       | 65         | A | Hofstra         | 62 75 | 169                      | A | George Mason  | 41 55  |
|                           |   |                   |       |           |   |                 |       | 69         | H | Central Mich.   | 76 66 | 182                      | H | UMBC          | 104 45 |
|                           |   |                   |       |           |   |                 |       | 70         | A | VCU             | 66 63 | 190                      | H | Davidson      | 87 54  |
|                           |   |                   |       |           |   |                 |       | 71         | A | Temple          | 70 67 | 198                      | A | Richmond      | 59 57  |
|                           |   |                   |       |           |   |                 |       | 79         | H | Drexel          | 53 46 | 198                      | H | Richmond      | 64 53  |
|                           |   |                   |       |           |   |                 |       | 83         | H | Dayton          | 61 71 | 213                      | H | Rhode Island  | 74 63  |
|                           |   |                   |       |           |   |                 |       |            |   |                 |       | 213                      | N | Rhode Island  | 76 81  |
|                           |   |                   |       |           |   |                 |       |            |   |                 |       | 216                      | A | Lehigh        | 63 62  |
|                           |   |                   |       |           |   |                 |       |            |   |                 |       | 221                      | A | Massachusetts | 62 58  |
|                           |   |                   |       |           |   |                 |       |            |   |                 |       | 280                      | A | La Salle      | 70 75  |
|                           |   |                   |       |           |   |                 |       |            |   |                 |       | 280                      | H | La Salle      | 64 55  |
| LAST 12 Division I GAMES: |   |                   |       |           |   |                 |       |            |   |                 |       |                          |   |               |        |
|                           |   |                   |       | 213       | N | Rhode Island    | 76 81 | 161        | H | Fordham         | 61 51 |                          |   |               |        |
|                           |   |                   |       | 198       | A | Richmond        | 59 57 | 169        | A | George Mason    | 41 55 |                          |   |               |        |
|                           |   |                   |       | 190       | H | Davidson        | 87 54 | 280        | H | La Salle        | 64 55 |                          |   |               |        |
|                           |   |                   |       | 213       | H | Rhode Island    | 74 63 | 37         | A | St. Bonaventure | 51 65 |                          |   |               |        |
|                           |   |                   |       | 280       | A | La Salle        | 70 75 | 83         | H | Dayton          | 61 71 |                          |   |               |        |
|                           |   |                   |       | 18        | A | Duquesne        | 59 73 | 53         | H | Saint Louis     | 66 77 |                          |   |               |        |

Non-Div I Games:

Saint Joseph's

■ Loss, 
■ Non-Conf, 
■ S Site, 
■ H Home 
■ A Away 
N Neutral

## Saint Louis

Through Games Of March 7, 2016

|                   |          |           |                |            |             |               |      |      |       |           |
|-------------------|----------|-----------|----------------|------------|-------------|---------------|------|------|-------|-----------|
| Average RPI Win:  | 188      | WON-LOST  | WINNING        | LAST 10    | STRENGTH OF | OPP. STRENGTH | TEAM | ADJ. | CONF. | ADJ CONF. |
| Average RPI Loss: | 75       | RECORD    | PCT. RANK      | GAMES      | SCHEDULE    | OF SCHEDULE   | RPI  | RPI  | RPI   | RPI       |
| DIV. I ONLY       | 23- 7    | 39        | 7- 3           | 158        | 106         | 53            | 53   | 7    | 7     |           |
| DIV. I NON-CONF.  | 9- 3     | 69        | 0- 0           | 252        | 271         | 100           | 100  | 8    | 8     |           |
| TOTALS            | RPI 1-25 | RPI 26-50 | W-L RECORDS    | RPI 51-100 | RPI 101-150 | RPI 150+      |      |      |       |           |
| 23- 7             | 1- 2     | 0- 1      | OVERALL        | 3- 2       | 3- 1        | 16- 1         |      |      |       |           |
| 11- 1             | 1- 0     | 0- 0      | HOME           | 1- 0       | 0- 0        | 9- 1          |      |      |       |           |
| 10- 5             | 0- 1     | 0- 1      | AWAY           | 2- 2       | 3- 1        | 5- 0          |      |      |       |           |
| 2- 1              | 0- 1     | 0- 0      | NEUTRAL        | 0- 0       | 0- 0        | 2- 0          |      |      |       |           |
| 9- 3              | 0- 0     | 0- 0      | NON-CONFERENCE | 0- 2       | 2- 1        | 7- 0          |      |      |       |           |
| 4- 0              | 0- 0     | 0- 0      | HOME           | 0- 0       | 0- 0        | 4- 0          |      |      |       |           |
| 4- 3              | 0- 0     | 0- 0      | AWAY           | 0- 2       | 2- 1        | 2- 0          |      |      |       |           |
| 1- 0              | 0- 0     | 0- 0      | NEUTRAL        | 0- 0       | 0- 0        | 1- 0          |      |      |       |           |
| 14- 4             | 1- 2     | 0- 1      | CONFERENCE     | 3- 0       | 1- 0        | 9- 1          |      |      |       |           |
| 7- 1              | 1- 0     | 0- 0      | HOME           | 1- 0       | 0- 0        | 5- 1          |      |      |       |           |
| 6- 2              | 0- 1     | 0- 1      | AWAY           | 2- 0       | 1- 0        | 3- 0          |      |      |       |           |
| 1- 1              | 0- 1     | 0- 0      | NEUTRAL        | 0- 0       | 0- 0        | 1- 0          |      |      |       |           |

| RPI 1-25                  |   |                   |       | RPI 26-50 |   |                   |       | RPI 51-100 Team's RPI: 53 |   |          |       | RPI 101+ |   |                   |       |
|---------------------------|---|-------------------|-------|-----------|---|-------------------|-------|---------------------------|---|----------|-------|----------|---|-------------------|-------|
| RPI                       | S | Opponent          | Score | RPI       | S | Opponent          | Score | RPI                       | S | Opponent | Score | RPI      | S | Opponent          | Score |
| 18                        | H | Duquesne          | 84 81 | 37        | A | St. Bonaventure   | 59 80 | 56                        | A | Ball St. | 70 79 | 111      | A | Memphis           | 63 57 |
| 18                        | N | Duquesne          | 52 56 |           |   |                   |       | 70                        | A | VCU      | 77 72 | 114      | A | Mercer            | 68 60 |
| 24                        | A | George Washington | 80 89 |           |   |                   |       | 73                        | A | Tulane   | 58 66 | 115      | A | Saint Joseph's    | 77 66 |
|                           |   |                   |       |           |   |                   |       | 83                        | A | Dayton   | 55 52 | 147      | A | SIUE              | 64 71 |
|                           |   |                   |       |           |   |                   |       | 83                        | H | Dayton   | 70 56 | 161      | A | Fordham           | 51 49 |
|                           |   |                   |       |           |   |                   |       |                           |   |          |       | 169      | A | George Mason      | 61 50 |
|                           |   |                   |       |           |   |                   |       |                           |   |          |       | 169      | H | George Mason      | 63 73 |
|                           |   |                   |       |           |   |                   |       |                           |   |          |       | 190      | A | Davidson          | 79 50 |
|                           |   |                   |       |           |   |                   |       |                           |   |          |       | 190      | H | Davidson          | 88 51 |
|                           |   |                   |       |           |   |                   |       |                           |   |          |       | 193      | H | Tulsa             | 82 73 |
|                           |   |                   |       |           |   |                   |       |                           |   |          |       | 198      | H | Richmond          | 73 48 |
|                           |   |                   |       |           |   |                   |       |                           |   |          |       | 213      | H | Rhode Island      | 77 60 |
|                           |   |                   |       |           |   |                   |       |                           |   |          |       | 213      | N | Rhode Island      | 70 59 |
|                           |   |                   |       |           |   |                   |       |                           |   |          |       | 221      | H | Massachusetts     | 69 49 |
|                           |   |                   |       |           |   |                   |       |                           |   |          |       | 227      | A | Indiana St.       | 62 52 |
|                           |   |                   |       |           |   |                   |       |                           |   |          |       | 230      | H | Southeast Mo. St. | 67 52 |
|                           |   |                   |       |           |   |                   |       |                           |   |          |       | 262      | N | Cleveland St.     | 76 65 |
|                           |   |                   |       |           |   |                   |       |                           |   |          |       | 280      | H | La Salle          | 79 70 |
|                           |   |                   |       |           |   |                   |       |                           |   |          |       | 303      | H | Bradley           | 75 58 |
|                           |   |                   |       |           |   |                   |       |                           |   |          |       | 340      | H | Eastern Ill.      | 78 47 |
|                           |   |                   |       |           |   |                   |       |                           |   |          |       | 346      | A | Alabama A&M       | 91 60 |
| LAST 12 Division I GAMES: |   |                   |       |           |   |                   |       |                           |   |          |       |          |   |                   |       |
| 18                        | N | Duquesne          | 52 56 | 190       | H | Davidson          | 88 51 |                           |   |          |       |          |   |                   |       |
| 213                       | N | Rhode Island      | 70 59 | 37        | A | St. Bonaventure   | 59 80 |                           |   |          |       |          |   |                   |       |
| 213                       | H | Rhode Island      | 77 60 | 198       | H | Richmond          | 73 48 |                           |   |          |       |          |   |                   |       |
| 83                        | A | Dayton            | 55 52 | 24        | A | George Washington | 80 89 |                           |   |          |       |          |   |                   |       |
| 161                       | A | Fordham           | 51 49 | 169       | A | George Mason      | 61 50 |                           |   |          |       |          |   |                   |       |
| 18                        | H | Duquesne          | 84 81 | 280       | H | La Salle          | 79 70 |                           |   |          |       |          |   |                   |       |

Non-Div I Games: Mo.-St. Louis 67 31

Saint Louis

Loss, Non-Conf, S Site, H Home A Away N Neutral

## Saint Peter's

Through Games Of March 7, 2016

|                   |          |           |                |            |             |               |      |      |       |           |
|-------------------|----------|-----------|----------------|------------|-------------|---------------|------|------|-------|-----------|
| Average RPI Win:  | 247      | WON-LOST  | WINNING        | LAST 10    | STRENGTH OF | OPP. STRENGTH | TEAM | ADJ. | CONF. | ADJ CONF. |
| Average RPI Loss: | 202      | RECORD    | PCT. RANK      | GAMES      | SCHEDULE    | OF SCHEDULE   | RPI  | RPI  | RPI   | RPI       |
| DIV. I ONLY       | 4- 26    | 335       | 0- 10          | 250        | 280         | 338           | 338  | 23   | 23    |           |
| DIV. I NON-CONF.  | 2- 7     | 280       | 0- 0           | 200        | 332         | 306           | 306  | 22   | 22    |           |
| TOTALS            | RPI 1-25 | RPI 26-50 | W-L RECORDS    | RPI 51-100 | RPI 101-150 | RPI 150+      |      |      |       |           |
| 4- 26             | 0- 1     | 0- 1      | OVERALL        | 0- 2       | 0- 2        | 4- 20         |      |      |       |           |
| 4- 11             | 0- 1     | 0- 0      | HOME           | 0- 1       | 0- 1        | 4- 8          |      |      |       |           |
| 0- 14             | 0- 0     | 0- 0      | AWAY           | 0- 1       | 0- 0        | 0- 0          |      |      |       |           |
| 0- 1              | 0- 0     | 0- 0      | NEUTRAL        | 0- 0       | 0- 0        | 0- 1          |      |      |       |           |
| 2- 7              | 0- 1     | 0- 1      | NON-CONFERENCE | 0- 0       | 0- 0        | 2- 5          |      |      |       |           |
| 2- 3              | 0- 1     | 0- 0      | HOME           | 0- 0       | 0- 0        | 2- 2          |      |      |       |           |
| 0- 4              | 0- 0     | 0- 1      | AWAY           | 0- 0       | 0- 0        | 0- 3          |      |      |       |           |
| 0- 0              | 0- 0     | 0- 0      | NEUTRAL        | 0- 0       | 0- 0        | 0- 0          |      |      |       |           |
| 2- 19             | 0- 0     | 0- 0      | CONFERENCE     | 0- 2       | 0- 2        | 2- 15         |      |      |       |           |
| 2- 8              | 0- 0     | 0- 0      | HOME           | 0- 1       | 0- 1        | 2- 6          |      |      |       |           |
| 0- 10             | 0- 0     | 0- 0      | AWAY           | 0- 1       | 0- 1        | 0- 8          |      |      |       |           |
| 0- 1              | 0- 0     | 0- 0      | NEUTRAL        | 0- 0       | 0- 0        | 0- 1          |      |      |       |           |

| RPI 1-25                  |   |            |       | RPI 26-50 |   |            |       | RPI 51-100 |   |            |       | RPI 101+ Team's RPI: 338 |   |                      |       |
|---------------------------|---|------------|-------|-----------|---|------------|-------|------------|---|------------|-------|--------------------------|---|----------------------|-------|
| RPI                       | S | Opponent   | Score | RPI       | S | Opponent   | Score | RPI        | S | Opponent   | Score | RPI                      | S | Opponent             | Score |
| 18                        | H | Duquesne   | 38 63 | 40        | A | Seton Hall | 65 81 | 86         | A | Quinnipiac | 49 66 | 101                      | A | Iona                 | 50 64 |
|                           |   |            |       |           |   |            |       | 86         | H | Quinnipiac | 53 65 | 101                      | H | Iona                 | 51 65 |
|                           |   |            |       |           |   |            |       |            |   |            |       | 157                      | H | Stony Brook          | 35 69 |
|                           |   |            |       |           |   |            |       |            |   |            |       | 159                      | A | Marist               | 46 69 |
|                           |   |            |       |           |   |            |       |            |   |            |       | 159                      | H | Marist               | 55 74 |
|                           |   |            |       |           |   |            |       |            |   |            |       | 200                      | A | Fairfield            | 49 76 |
|                           |   |            |       |           |   |            |       |            |   |            |       | 200                      | H | Fairfield            | 56 46 |
|                           |   |            |       |           |   |            |       |            |   |            |       | 205                      | H | Brown                | 79 67 |
|                           |   |            |       |           |   |            |       |            |   |            |       | 216                      | A | Lehigh               | 42 74 |
|                           |   |            |       |           |   |            |       |            |   |            |       | 224                      | A | Canisius             | 42 54 |
|                           |   |            |       |           |   |            |       |            |   |            |       | 224                      | H | Canisius             | 53 60 |
|                           |   |            |       |           |   |            |       |            |   |            |       | 228                      | A | Siena                | 58 59 |
|                           |   |            |       |           |   |            |       |            |   |            |       | 228                      | H | Siena                | 55 64 |
|                           |   |            |       |           |   |            |       |            |   |            |       | 232                      | H | Navy                 | 39 50 |
|                           |   |            |       |           |   |            |       |            |   |            |       | 245                      | A | Monmouth             | 52 71 |
|                           |   |            |       |           |   |            |       |            |   |            |       | 245                      | H | Monmouth             | 67 62 |
|                           |   |            |       |           |   |            |       |            |   |            |       | 250                      | A | Manhattan            | 47 64 |
|                           |   |            |       |           |   |            |       |            |   |            |       | 250                      | H | Manhattan            | 43 60 |
|                           |   |            |       |           |   |            |       |            |   |            |       | 250                      | N | Manhattan            | 43 60 |
|                           |   |            |       |           |   |            |       |            |   |            |       | 284                      | A | Rider                | 48 57 |
|                           |   |            |       |           |   |            |       |            |   |            |       | 284                      | H | Rider                | 67 68 |
|                           |   |            |       |           |   |            |       |            |   |            |       | 289                      | A | Niagara              | 46 51 |
|                           |   |            |       |           |   |            |       |            |   |            |       | 289                      | H | Niagara              | 48 52 |
|                           |   |            |       |           |   |            |       |            |   |            |       | 314                      | A | Fairleigh Dickinson  | 52 73 |
|                           |   |            |       |           |   |            |       |            |   |            |       | 329                      | A | Lafayette            | 69 72 |
|                           |   |            |       |           |   |            |       |            |   |            |       | 337                      | H | St. Francis Brooklyn | 44 40 |
| LAST 12 Division I GAMES: |   |            |       |           |   |            |       |            |   |            |       |                          |   |                      |       |
| 250                       | N | Manhattan  | 43 60 | 200       | A | Fairfield  | 49 76 |            |   |            |       |                          |   |                      |       |
| 245                       | A | Monmouth   | 52 71 | 284       | H | Rider      | 67 68 |            |   |            |       |                          |   |                      |       |
| 250                       | H | Manhattan  | 43 60 | 159       | H | Marist     | 55 74 |            |   |            |       |                          |   |                      |       |
| 101                       | A | Iona       | 50 64 | 86        | A | Quinnipiac | 49 66 |            |   |            |       |                          |   |                      |       |
| 284                       | A | Rider      | 48 57 | 228       | H | Siena      | 55 64 |            |   |            |       |                          |   |                      |       |
| 86                        | H | Quinnipiac | 53 65 | 159       | A | Marist     | 46 69 |            |   |            |       |                          |   |                      |       |

Non-Div I Games:

Saint Peter's

■ Loss, 
 ■ Non-Conf, 
 ■ S Site, 
 ■ H Home 
 ■ A Away 
 N Neutral



Sam Houston St.

Through Games Of March 7, 2016

|                   |          |           |                |            |             |               |      |      |       |           |
|-------------------|----------|-----------|----------------|------------|-------------|---------------|------|------|-------|-----------|
| Average RPI Win:  | 297      | WON-LOST  | WINNING        | LAST 10    | STRENGTH OF | OPP. STRENGTH | TEAM | ADJ. | CONF. | ADJ CONF. |
| Average RPI Loss: | 143      | RECORD    | PCT. RANK      | GAMES      | SCHEDULE    | OF SCHEDULE   | RPI  | RPI  | RPI   | RPI       |
| DIV. I ONLY       | 9- 17    | 256       | 4- 6           | 163        | 259         | 237           | 237  | 26   | 26    |           |
| DIV. I NON-CONF.  | 2- 6     | 272       | 0- 0           | 102        | 59          | 175           | 175  | 26   | 26    |           |
| TOTALS            | RPI 1-25 | RPI 26-50 | W-L RECORDS    | RPI 51-100 | RPI 101-150 | RPI 150+      |      |      |       |           |
| 9- 17             | 0- 2     | 0- 1      | OVERALL        | 0- 4       | 0- 4        | 9- 6          |      |      |       |           |
| 5- 5              | 0- 0     | 0- 0      | HOME           | 0- 2       | 0- 0        | 5- 3          |      |      |       |           |
| 4- 11             | 0- 1     | 0- 1      | AWAY           | 0- 2       | 0- 4        | 4- 3          |      |      |       |           |
| 0- 1              | 0- 1     | 0- 0      | NEUTRAL        | 0- 0       | 0- 0        | 0- 0          |      |      |       |           |
| 2- 6              | 0- 2     | 0- 1      | NON-CONFERENCE | 0- 0       | 0- 2        | 2- 1          |      |      |       |           |
| 0- 1              | 0- 0     | 0- 0      | HOME           | 0- 0       | 0- 0        | 0- 1          |      |      |       |           |
| 2- 4              | 0- 1     | 0- 1      | AWAY           | 0- 0       | 0- 2        | 2- 0          |      |      |       |           |
| 0- 1              | 0- 1     | 0- 0      | NEUTRAL        | 0- 0       | 0- 0        | 0- 0          |      |      |       |           |
| 7- 11             | 0- 0     | 0- 0      | CONFERENCE     | 0- 4       | 0- 2        | 7- 5          |      |      |       |           |
| 5- 4              | 0- 0     | 0- 0      | HOME           | 0- 2       | 0- 0        | 5- 2          |      |      |       |           |
| 2- 7              | 0- 0     | 0- 0      | AWAY           | 0- 2       | 0- 2        | 2- 3          |      |      |       |           |
| 0- 0              | 0- 0     | 0- 0      | NEUTRAL        | 0- 0       | 0- 0        | 0- 0          |      |      |       |           |

| RPI 1-25                  |   |                    |       | RPI 26-50 |   |                    |       | RPI 51-100 |   |                   |       | RPI 101+ Team's RPI: 237 |   |                    |       |
|---------------------------|---|--------------------|-------|-----------|---|--------------------|-------|------------|---|-------------------|-------|--------------------------|---|--------------------|-------|
| RPI                       | S | Opponent           | Score | RPI       | S | Opponent           | Score | RPI        | S | Opponent          | Score | RPI                      | S | Opponent           | Score |
| 7                         | A | Texas              | 49 83 | 49        | A | Kansas St.         | 50 78 | 76         | A | Abilene Christian | 55 67 | 107                      | A | TCU                | 59 85 |
| 16                        | N | Florida St.        | 37 94 |           |   |                    |       | 76         | H | Abilene Christian | 76 87 | 116                      | A | Northwestern St.   | 49 69 |
|                           |   |                    |       |           |   |                    |       | 98         | A | Central Ark.      | 53 72 | 140                      | A | Arkansas           | 47 67 |
|                           |   |                    |       |           |   |                    |       | 98         | H | Central Ark.      | 63 73 | 144                      | A | McNeese St.        | 79 82 |
|                           |   |                    |       |           |   |                    |       |            |   |                   |       | 199                      | A | SFA                | 63 70 |
|                           |   |                    |       |           |   |                    |       |            |   |                   |       | 199                      | H | SFA                | 59 65 |
|                           |   |                    |       |           |   |                    |       |            |   |                   |       | 233                      | H | Rice               | 46 58 |
|                           |   |                    |       |           |   |                    |       |            |   |                   |       | 234                      | A | Texas Southern     | 53 51 |
|                           |   |                    |       |           |   |                    |       |            |   |                   |       | 248                      | A | Houston Baptist    | 63 67 |
|                           |   |                    |       |           |   |                    |       |            |   |                   |       | 248                      | H | Houston Baptist    | 78 70 |
|                           |   |                    |       |           |   |                    |       |            |   |                   |       | 287                      | A | Lamar              | 78 76 |
|                           |   |                    |       |           |   |                    |       |            |   |                   |       | 287                      | H | Lamar              | 78 75 |
|                           |   |                    |       |           |   |                    |       |            |   |                   |       | 304                      | H | Nicholls St.       | 63 67 |
|                           |   |                    |       |           |   |                    |       |            |   |                   |       | 313                      | A | A&M-Corpus Christi | 71 81 |
|                           |   |                    |       |           |   |                    |       |            |   |                   |       | 313                      | H | A&M-Corpus Christi | 75 57 |
|                           |   |                    |       |           |   |                    |       |            |   |                   |       | 319                      | H | Southeastern La.   | 80 56 |
|                           |   |                    |       |           |   |                    |       |            |   |                   |       | 324                      | A | LIU Brooklyn       | 63 56 |
|                           |   |                    |       |           |   |                    |       |            |   |                   |       | 330                      | A | Incarnate Word     | 65 60 |
|                           |   |                    |       |           |   |                    |       |            |   |                   |       | 331                      | H | New Orleans        | 64 52 |
| LAST 12 Division I GAMES: |   |                    |       |           |   |                    |       |            |   |                   |       |                          |   |                    |       |
| 199                       | H | SFA                | 59 65 | 76        | A | Abilene Christian  | 55 67 |            |   |                   |       |                          |   |                    |       |
| 287                       | H | Lamar              | 78 75 | 313       | A | A&M-Corpus Christi | 71 81 |            |   |                   |       |                          |   |                    |       |
| 313                       | H | A&M-Corpus Christi | 75 57 | 248       | A | Houston Baptist    | 63 67 |            |   |                   |       |                          |   |                    |       |
| 98                        | A | Central Ark.       | 53 72 | 287       | A | Lamar              | 78 76 |            |   |                   |       |                          |   |                    |       |
| 98                        | H | Central Ark.       | 63 73 | 199       | A | SFA                | 63 70 |            |   |                   |       |                          |   |                    |       |
| 248                       | H | Houston Baptist    | 78 70 | 76        | H | Abilene Christian  | 76 87 |            |   |                   |       |                          |   |                    |       |

Non-Div I Games: LSU-Alexandria 85 50 Our Lady Of The Lak67 56

Sam Houston St.

Loss, Non-Conf, S Site, H Home A Away N Neutral

|                   |          |           |                |            |             |               |      |      |       |           |
|-------------------|----------|-----------|----------------|------------|-------------|---------------|------|------|-------|-----------|
| Average RPI Win:  | 245      | WON-LOST  | WINNING        | LAST 10    | STRENGTH OF | OPP. STRENGTH | TEAM | ADJ. | CONF. | ADJ CONF. |
| Average RPI Loss: | 89       | RECORD    | PCT. RANK      | GAMES      | SCHEDULE    | OF SCHEDULE   | RPI  | RPI  | RPI   | RPI       |
| DIV. I ONLY       | 18- 11   | 102       | 7- 3           | 202        | 171         | 112           | 112  | 17   | 17    |           |
| DIV. I NON-CONF.  | 6- 7     | 176       | 0- 0           | 186        | 151         | 137           | 137  | 15   | 15    |           |
| TOTALS            | RPI 1-25 | RPI 26-50 | W-L RECORDS    | RPI 51-100 | RPI 101-150 | RPI 150+      |      |      |       |           |
| 18- 11            | 0- 1     | 1- 3      | OVERALL        | 0- 2       | 2- 3        | 15- 2         |      |      |       |           |
| 7- 2              | 0- 0     | 1- 0      | HOME           | 0- 1       | 1- 1        | 5- 0          |      |      |       |           |
| 9- 8              | 0- 1     | 0- 2      | AWAY           | 0- 1       | 1- 2        | 8- 2          |      |      |       |           |
| 2- 1              | 0- 0     | 0- 1      | NEUTRAL        | 0- 0       | 0- 0        | 2- 0          |      |      |       |           |
| 6- 7              | 0- 1     | 0- 1      | NON-CONFERENCE | 0- 2       | 2- 1        | 4- 2          |      |      |       |           |
| 1- 1              | 0- 0     | 0- 0      | HOME           | 0- 1       | 1- 0        | 0- 0          |      |      |       |           |
| 4- 6              | 0- 1     | 0- 1      | AWAY           | 0- 1       | 1- 1        | 3- 2          |      |      |       |           |
| 1- 0              | 0- 0     | 0- 0      | NEUTRAL        | 0- 0       | 0- 0        | 1- 0          |      |      |       |           |
| 12- 4             | 0- 0     | 1- 2      | CONFERENCE     | 0- 0       | 0- 2        | 11- 0         |      |      |       |           |
| 6- 1              | 0- 0     | 1- 0      | HOME           | 0- 0       | 0- 1        | 5- 0          |      |      |       |           |
| 5- 2              | 0- 0     | 0- 1      | AWAY           | 0- 0       | 0- 1        | 5- 0          |      |      |       |           |
| 1- 1              | 0- 0     | 0- 1      | NEUTRAL        | 0- 0       | 0- 0        | 1- 0          |      |      |       |           |

| RPI 1-25                  |   |                 |       | RPI 26-50 |   |             |       | RPI 51-100 |   |               |       | RPI 101+ Team's RPI: 112 |   |                  |       |
|---------------------------|---|-----------------|-------|-----------|---|-------------|-------|------------|---|---------------|-------|--------------------------|---|------------------|-------|
| RPI                       | S | Opponent        | Score | RPI       | S | Opponent    | Score | RPI        | S | Opponent      | Score | RPI                      | S | Opponent         | Score |
| 21                        | A | Mississippi St. | 47 68 | 41        | A | Chattanooga | 30 53 | 72         | A | Georgia Tech  | 55 66 | 106                      | A | UT Martin        | 50 52 |
|                           |   |                 |       | 41        | H | Chattanooga | 48 43 | 93         | H | Harvard       | 54 60 | 114                      | A | Mercer           | 61 63 |
|                           |   |                 |       | 41        | N | Chattanooga | 41 49 |            |   |               |       | 114                      | H | Mercer           | 60 63 |
|                           |   |                 |       | 46        | A | Indiana     | 56 65 |            |   |               |       | 121                      | A | LSU              | 47 44 |
|                           |   |                 |       |           |   |             |       |            |   |               |       | 142                      | H | Troy             | 73 69 |
|                           |   |                 |       |           |   |             |       |            |   |               |       | 165                      | A | UAB              | 41 61 |
|                           |   |                 |       |           |   |             |       |            |   |               |       | 166                      | A | ETSU             | 56 51 |
|                           |   |                 |       |           |   |             |       |            |   |               |       | 166                      | H | ETSU             | 55 47 |
|                           |   |                 |       |           |   |             |       |            |   |               |       | 171                      | A | Southern Miss.   | 48 56 |
|                           |   |                 |       |           |   |             |       |            |   |               |       | 215                      | A | Furman           | 58 45 |
|                           |   |                 |       |           |   |             |       |            |   |               |       | 215                      | H | Furman           | 77 63 |
|                           |   |                 |       |           |   |             |       |            |   |               |       | 251                      | A | Alabama St.      | 54 35 |
|                           |   |                 |       |           |   |             |       |            |   |               |       | 298                      | A | Jacksonville St. | 50 39 |
|                           |   |                 |       |           |   |             |       |            |   |               |       | 300                      | A | Western Caro.    | 59 42 |
|                           |   |                 |       |           |   |             |       |            |   |               |       | 300                      | H | Western Caro.    | 57 52 |
|                           |   |                 |       |           |   |             |       |            |   |               |       | 304                      | N | Nicholls St.     | 45 43 |
|                           |   |                 |       |           |   |             |       |            |   |               |       | 305                      | A | Wofford          | 58 39 |
|                           |   |                 |       |           |   |             |       |            |   |               |       | 305                      | H | Wofford          | 50 48 |
|                           |   |                 |       |           |   |             |       |            |   |               |       | 305                      | N | Wofford          | 63 43 |
|                           |   |                 |       |           |   |             |       |            |   |               |       | 311                      | A | UNCG             | 57 52 |
|                           |   |                 |       |           |   |             |       |            |   |               |       | 311                      | H | UNCG             | 80 49 |
|                           |   |                 |       |           |   |             |       |            |   |               |       | 346                      | A | Alabama A&M      | 54 30 |
| LAST 12 Division I GAMES: |   |                 |       |           |   |             |       |            |   |               |       |                          |   |                  |       |
|                           |   |                 |       | 41        | N | Chattanooga | 41 49 | 114        | A | Mercer        | 61 63 |                          |   |                  |       |
|                           |   |                 |       | 305       | N | Wofford     | 63 43 | 300        | H | Western Caro. | 57 52 |                          |   |                  |       |
|                           |   |                 |       | 305       | H | Wofford     | 50 48 | 311        | H | UNCG          | 80 49 |                          |   |                  |       |
|                           |   |                 |       | 215       | H | Furman      | 77 63 | 305        | A | Wofford       | 58 39 |                          |   |                  |       |
|                           |   |                 |       | 166       | A | ETSU        | 56 51 | 215        | A | Furman        | 58 45 |                          |   |                  |       |
|                           |   |                 |       | 41        | A | Chattanooga | 30 53 | 41         | H | Chattanooga   | 48 43 |                          |   |                  |       |

Non-Div I Games: AUM 82 32 Shorter 53 33

Samford

Loss, Non-Conf, S Site, H Home A Away N Neutral

|                   |          |           |                |            |             |               |      |      |       |           |
|-------------------|----------|-----------|----------------|------------|-------------|---------------|------|------|-------|-----------|
| Average RPI Win:  | 194      | WON-LOST  | WINNING        | LAST 10    | STRENGTH OF | OPP. STRENGTH | TEAM | ADJ. | CONF. | ADJ CONF. |
| Average RPI Loss: | 62       | RECORD    | PCT. RANK      | GAMES      | SCHEDULE    | OF SCHEDULE   | RPI  | RPI  | RPI   | RPI       |
| DIV. I ONLY       | 22- 7    | 45        | 5- 5           | 188        | 98          | 82            | 82   | 8    | 8     |           |
| DIV. I NON-CONF.  | 9- 1     | 22        | 0- 0           | 320        | 167         | 117           | 117  | 9    | 9     |           |
| TOTALS            | RPI 1-25 | RPI 26-50 | W-L RECORDS    | RPI 51-100 | RPI 101-150 | RPI 150+      |      |      |       |           |
| 22- 7             | 1- 1     | 0- 0      | OVERALL        | 2- 6       | 5- 0        | 14- 0         |      |      |       |           |
| 10- 4             | 1- 0     | 0- 0      | HOME           | 0- 4       | 3- 0        | 6- 0          |      |      |       |           |
| 12- 2             | 0- 1     | 0- 0      | AWAY           | 2- 1       | 2- 0        | 8- 0          |      |      |       |           |
| 0- 1              | 0- 0     | 0- 0      | NEUTRAL        | 0- 1       | 0- 0        | 0- 0          |      |      |       |           |
| 9- 1              | 0- 0     | 0- 0      | NON-CONFERENCE | 0- 1       | 3- 0        | 6- 0          |      |      |       |           |
| 4- 1              | 0- 0     | 0- 0      | HOME           | 0- 1       | 2- 0        | 2- 0          |      |      |       |           |
| 5- 0              | 0- 0     | 0- 0      | AWAY           | 0- 0       | 1- 0        | 4- 0          |      |      |       |           |
| 0- 0              | 0- 0     | 0- 0      | NEUTRAL        | 0- 0       | 0- 0        | 0- 0          |      |      |       |           |
| 13- 6             | 1- 1     | 0- 0      | CONFERENCE     | 2- 5       | 2- 0        | 8- 0          |      |      |       |           |
| 6- 3              | 1- 0     | 0- 0      | HOME           | 0- 3       | 1- 0        | 4- 0          |      |      |       |           |
| 7- 2              | 0- 1     | 0- 0      | AWAY           | 2- 1       | 1- 0        | 4- 0          |      |      |       |           |
| 0- 1              | 0- 0     | 0- 0      | NEUTRAL        | 0- 1       | 0- 0        | 0- 0          |      |      |       |           |

| RPI S                     | Opponent        | Score | RPI S | Opponent           | Score | RPI S | Opponent          | Score | RPI S | Opponent            | Score |
|---------------------------|-----------------|-------|-------|--------------------|-------|-------|-------------------|-------|-------|---------------------|-------|
| 14                        | A BYU           | 60 68 |       |                    |       | 52    | A St. Mary's (CA) | 60 68 | 113   | A Gonzaga           | 58 57 |
| 14                        | H BYU           | 78 65 |       |                    |       | 52    | H St. Mary's (CA) | 68 73 | 113   | H Gonzaga           | 63 54 |
|                           |                 |       |       |                    |       | 62    | A Santa Clara     | 70 58 | 117   | A Fresno St.        | 72 68 |
|                           |                 |       |       |                    |       | 62    | H Santa Clara     | 47 61 | 122   | H Arizona           | 59 54 |
|                           |                 |       |       |                    |       | 80    | A San Francisco   | 67 58 | 123   | H Akron             | 86 65 |
|                           |                 |       |       |                    |       | 80    | H San Francisco   | 54 59 | 151   | A Montana St.       | 62 49 |
|                           |                 |       |       |                    |       | 80    | N San Francisco   | 80 84 | 173   | A Pacific           | 59 56 |
|                           |                 |       |       |                    |       | 96    | H Washington St.  | 72 78 | 173   | H Pacific           | 69 56 |
|                           |                 |       |       |                    |       |       |                   |       | 240   | A Loyola Marymount  | 75 67 |
|                           |                 |       |       |                    |       |       |                   |       | 240   | H Loyola Marymount  | 82 58 |
|                           |                 |       |       |                    |       |       |                   |       | 241   | H Valparaiso        | 76 60 |
|                           |                 |       |       |                    |       |       |                   |       | 242   | A San Diego St.     | 60 53 |
|                           |                 |       |       |                    |       |       |                   |       | 266   | A Pepperdine        | 70 54 |
|                           |                 |       |       |                    |       |       |                   |       | 266   | H Pepperdine        | 74 55 |
|                           |                 |       |       |                    |       |       |                   |       | 288   | A Portland          | 77 67 |
|                           |                 |       |       |                    |       |       |                   |       | 288   | H Portland          | 71 43 |
|                           |                 |       |       |                    |       |       |                   |       | 299   | H CSUN              | 86 64 |
|                           |                 |       |       |                    |       |       |                   |       | 325   | A Nevada            | 84 47 |
|                           |                 |       |       |                    |       |       |                   |       | 339   | A Cal St. Fullerton | 53 44 |
| LAST 12 Division I GAMES: |                 |       |       |                    |       |       |                   |       |       |                     |       |
| 80                        | N San Francisco | 80 84 | 173   | A Pacific          | 59 56 |       |                   |       |       |                     |       |
| 288                       | A Portland      | 77 67 | 52    | A St. Mary's (CA)  | 60 68 |       |                   |       |       |                     |       |
| 113                       | A Gonzaga       | 58 57 | 240   | A Loyola Marymount | 75 67 |       |                   |       |       |                     |       |
| 14                        | A BYU           | 60 68 | 266   | A Pepperdine       | 70 54 |       |                   |       |       |                     |       |
| 80                        | H San Francisco | 54 59 | 240   | H Loyola Marymount | 82 58 |       |                   |       |       |                     |       |
| 62                        | H Santa Clara   | 47 61 | 266   | H Pepperdine       | 74 55 |       |                   |       |       |                     |       |

Non-Div I Games: Hope Int'l 90 52

San Diego

■ Loss, 
 ■ Non-Conf, 
 ■ S Site, 
 ■ Home 
 ■ A Away 
 N Neutral

## San Diego St.

Through Games Of March 7, 2016

|                   |          |           |                |            |             |               |      |      |       |           |
|-------------------|----------|-----------|----------------|------------|-------------|---------------|------|------|-------|-----------|
| Average RPI Win:  | 250      | WON-LOST  | WINNING        | LAST 10    | STRENGTH OF | OPP. STRENGTH | TEAM | ADJ. | CONF. | ADJ CONF. |
| Average RPI Loss: | 154      | RECORD    | PCT. RANK      | GAMES      | SCHEDULE    | OF SCHEDULE   | RPI  | RPI  | RPI   | RPI       |
| DIV. I ONLY       | 11- 18   | 243       | 6- 4           | 168        | 239         | 242           | 242  | 20   | 20    |           |
| DIV. I NON-CONF.  | 4- 6     | 201       | 0- 0           | 244        | 247         | 255           | 255  | 20   | 20    |           |
| TOTALS            | RPI 1-25 | RPI 26-50 | W-L RECORDS    | RPI 51-100 | RPI 101-150 | RPI 150+      |      |      |       |           |
| 11- 18            | 0- 0     | 0- 3      | OVERALL        | 0- 2       | 1- 4        | 10- 9         |      |      |       |           |
| 6- 9              | 0- 0     | 0- 1      | HOME           | 0- 2       | 1- 1        | 5- 5          |      |      |       |           |
| 4- 9              | 0- 0     | 0- 2      | AWAY           | 0- 0       | 0- 3        | 4- 4          |      |      |       |           |
| 1- 0              | 0- 0     | 0- 0      | NEUTRAL        | 0- 0       | 0- 0        | 1- 0          |      |      |       |           |
| 4- 6              | 0- 0     | 0- 1      | NON-CONFERENCE | 0- 2       | 0- 1        | 4- 2          |      |      |       |           |
| 3- 3              | 0- 0     | 0- 0      | HOME           | 0- 2       | 0- 0        | 3- 1          |      |      |       |           |
| 1- 3              | 0- 0     | 0- 1      | AWAY           | 0- 0       | 0- 1        | 1- 1          |      |      |       |           |
| 0- 0              | 0- 0     | 0- 0      | NEUTRAL        | 0- 0       | 0- 0        | 0- 0          |      |      |       |           |
| 7- 12             | 0- 0     | 0- 2      | CONFERENCE     | 0- 0       | 1- 3        | 6- 7          |      |      |       |           |
| 3- 6              | 0- 0     | 0- 1      | HOME           | 0- 0       | 1- 1        | 2- 4          |      |      |       |           |
| 3- 6              | 0- 0     | 0- 1      | AWAY           | 0- 0       | 0- 2        | 3- 3          |      |      |       |           |
| 1- 0              | 0- 0     | 0- 0      | NEUTRAL        | 0- 0       | 0- 0        | 1- 0          |      |      |       |           |

| RPI S                     | Opponent       | Score | RPI S | Opponent       | Score | RPI S | Opponent            | Score | RPI S | Opponent | Score | Team's RPI: 242 |
|---------------------------|----------------|-------|-------|----------------|-------|-------|---------------------|-------|-------|----------|-------|-----------------|
| 32                        | A Washington   | 51 80 | 58    | H UC Riverside | 68 85 | 117   | A Fresno St.        | 49 54 |       |          |       |                 |
| 44                        | A Colorado St. | 54 70 | 82    | H San Diego    | 53 60 | 117   | H Fresno St.        | 65 54 |       |          |       |                 |
| 44                        | H Colorado St. | 57 60 |       |                |       | 129   | A Long Beach St.    | 54 74 |       |          |       |                 |
|                           |                |       |       |                |       | 145   | A Boise St.         | 63 68 |       |          |       |                 |
|                           |                |       |       |                |       | 145   | H Boise St.         | 45 75 |       |          |       |                 |
|                           |                |       |       |                |       | 172   | A New Mexico        | 51 46 |       |          |       |                 |
|                           |                |       |       |                |       | 172   | H New Mexico        | 45 64 |       |          |       |                 |
|                           |                |       |       |                |       | 187   | H UC Davis          | 54 65 |       |          |       |                 |
|                           |                |       |       |                |       | 189   | A San Jose St.      | 73 78 |       |          |       |                 |
|                           |                |       |       |                |       | 189   | H San Jose St.      | 87 70 |       |          |       |                 |
|                           |                |       |       |                |       | 197   | H Wisconsin         | 63 57 |       |          |       |                 |
|                           |                |       |       |                |       | 207   | A UNLV              | 51 62 |       |          |       |                 |
|                           |                |       |       |                |       | 207   | H UNLV              | 41 55 |       |          |       |                 |
|                           |                |       |       |                |       | 223   | A Utah St.          | 59 72 |       |          |       |                 |
|                           |                |       |       |                |       | 223   | H Utah St.          | 36 55 |       |          |       |                 |
|                           |                |       |       |                |       | 240   | A Loyola Marymount  | 65 92 |       |          |       |                 |
|                           |                |       |       |                |       | 256   | A Wyoming           | 84 77 |       |          |       |                 |
|                           |                |       |       |                |       | 256   | H Wyoming           | 53 40 |       |          |       |                 |
|                           |                |       |       |                |       | 256   | N Wyoming           | 62 44 |       |          |       |                 |
|                           |                |       |       |                |       | 299   | A CSUN              | 67 65 |       |          |       |                 |
|                           |                |       |       |                |       | 323   | H North Dakota St.  | 64 54 |       |          |       |                 |
|                           |                |       |       |                |       | 325   | H Nevada            | 64 70 |       |          |       |                 |
|                           |                |       |       |                |       | 339   | H Cal St. Fullerton | 54 43 |       |          |       |                 |
|                           |                |       |       |                |       | 341   | A Air Force         | 69 66 |       |          |       |                 |
| LAST 12 Division I GAMES: |                |       |       |                |       |       |                     |       |       |          |       |                 |
| 256                       | N Wyoming      | 62 44 | 341   | A Air Force    | 69 66 |       |                     |       |       |          |       |                 |
| 207                       | A UNLV         | 51 62 | 117   | H Fresno St.   | 65 54 |       |                     |       |       |          |       |                 |
| 172                       | H New Mexico   | 45 64 | 172   | A New Mexico   | 51 46 |       |                     |       |       |          |       |                 |
| 145                       | A Boise St.    | 63 68 | 44    | A Colorado St. | 54 70 |       |                     |       |       |          |       |                 |
| 256                       | H Wyoming      | 53 40 | 207   | H UNLV         | 41 55 |       |                     |       |       |          |       |                 |
| 189                       | H San Jose St. | 87 70 | 325   | H Nevada       | 64 70 |       |                     |       |       |          |       |                 |

Non-Div I Games: San Diego Christian60 25

San Diego St.

■ Loss, 
 ■ Non-Conf, 
 ■ S Site, 
 ■ Home 
 ■ A Away 
 N Neutral

## San Francisco

Through Games Of March 7, 2016

|                   |          |           |                |            |             |               |      |      |       |           |
|-------------------|----------|-----------|----------------|------------|-------------|---------------|------|------|-------|-----------|
| Average RPI Win:  | 183      | WON-LOST  | WINNING        | LAST 10    | STRENGTH OF | OPP. STRENGTH | TEAM | ADJ. | CONF. | ADJ CONF. |
| Average RPI Loss: | 93       | RECORD    | PCT. RANK      | GAMES      | SCHEDULE    | OF SCHEDULE   | RPI  | RPI  | RPI   | RPI       |
| DIV. I ONLY       | 18- 11   | 102       | 7- 3           | 80         | 116         | 80            | 80   | 8    | 8     |           |
| DIV. I NON-CONF.  | 7- 2     | 57        | 0- 0           | 162        | 220         | 65            | 65   | 9    | 9     |           |
| TOTALS            | RPI 1-25 | RPI 26-50 | W-L RECORDS    | RPI 51-100 | RPI 101-150 | RPI 150+      |      |      |       |           |
| 18- 11            | 0- 2     | 0- 0      | OVERALL        | 5- 5       | 2- 1        | 11- 3         |      |      |       |           |
| 7- 5              | 0- 1     | 0- 0      | HOME           | 2- 3       | 1- 0        | 4- 1          |      |      |       |           |
| 9- 6              | 0- 1     | 0- 0      | AWAY           | 1- 2       | 1- 1        | 7- 2          |      |      |       |           |
| 2- 0              | 0- 0     | 0- 0      | NEUTRAL        | 2- 0       | 0- 0        | 0- 0          |      |      |       |           |
| 7- 2              | 0- 0     | 0- 0      | NON-CONFERENCE | 2- 0       | 1- 0        | 4- 2          |      |      |       |           |
| 2- 1              | 0- 0     | 0- 0      | HOME           | 2- 0       | 0- 0        | 0- 1          |      |      |       |           |
| 5- 1              | 0- 0     | 0- 0      | AWAY           | 0- 0       | 1- 0        | 4- 1          |      |      |       |           |
| 0- 0              | 0- 0     | 0- 0      | NEUTRAL        | 0- 0       | 0- 0        | 0- 0          |      |      |       |           |
| 11- 9             | 0- 2     | 0- 0      | CONFERENCE     | 3- 5       | 1- 1        | 7- 1          |      |      |       |           |
| 5- 4              | 0- 1     | 0- 0      | HOME           | 0- 3       | 1- 0        | 4- 0          |      |      |       |           |
| 4- 5              | 0- 1     | 0- 0      | AWAY           | 1- 2       | 0- 1        | 3- 1          |      |      |       |           |
| 2- 0              | 0- 0     | 0- 0      | NEUTRAL        | 2- 0       | 0- 0        | 0- 0          |      |      |       |           |

| RPI 1-25                  |   |          |       | RPI 26-50 |   |                  |       | RPI 51-100 Team's RPI: 80 |   |                 |       | RPI 101+ |   |                  |       |
|---------------------------|---|----------|-------|-----------|---|------------------|-------|---------------------------|---|-----------------|-------|----------|---|------------------|-------|
| RPI                       | S | Opponent | Score | RPI       | S | Opponent         | Score | RPI                       | S | Opponent        | Score | RPI      | S | Opponent         | Score |
| 14                        | A | BYU      | 62 65 |           |   |                  |       | 52                        | A | St. Mary's (CA) | 59 72 | 113      | A | Gonzaga          | 47 68 |
| 14                        | H | BYU      | 57 66 |           |   |                  |       | 52                        | H | St. Mary's (CA) | 68 78 | 113      | H | Gonzaga          | 71 52 |
|                           |   |          |       |           |   |                  |       | 52                        | N | St. Mary's (CA) | 67 65 | 129      | A | Long Beach St.   | 66 52 |
|                           |   |          |       |           |   |                  |       | 58                        | H | UC Riverside    | 88 76 | 167      | A | Sacramento St.   | 95 94 |
|                           |   |          |       |           |   |                  |       | 62                        | A | Santa Clara     | 57 68 | 173      | A | Pacific          | 57 70 |
|                           |   |          |       |           |   |                  |       | 62                        | H | Santa Clara     | 57 59 | 173      | H | Pacific          | 81 71 |
|                           |   |          |       |           |   |                  |       | 82                        | A | San Diego       | 59 54 | 188      | H | Cal Poly         | 61 62 |
|                           |   |          |       |           |   |                  |       | 82                        | H | San Diego       | 58 67 | 189      | A | San Jose St.     | 82 78 |
|                           |   |          |       |           |   |                  |       | 82                        | N | San Diego       | 84 80 | 210      | A | Utah Valley      | 88 94 |
|                           |   |          |       |           |   |                  |       | 92                        | H | North Dakota    | 74 57 | 238      | A | North Texas      | 69 61 |
|                           |   |          |       |           |   |                  |       |                           |   |                 |       | 240      | A | Loyola Marymount | 75 73 |
|                           |   |          |       |           |   |                  |       |                           |   |                 |       | 240      | H | Loyola Marymount | 81 72 |
|                           |   |          |       |           |   |                  |       |                           |   |                 |       | 266      | A | Pepperdine       | 81 74 |
|                           |   |          |       |           |   |                  |       |                           |   |                 |       | 266      | H | Pepperdine       | 99 75 |
|                           |   |          |       |           |   |                  |       |                           |   |                 |       | 288      | A | Portland         | 82 63 |
|                           |   |          |       |           |   |                  |       |                           |   |                 |       | 288      | H | Portland         | 90 69 |
|                           |   |          |       |           |   |                  |       |                           |   |                 |       | 325      | A | Nevada           | 70 62 |
| LAST 12 Division I GAMES: |   |          |       |           |   |                  |       |                           |   |                 |       |          |   |                  |       |
|                           |   |          |       | 52        | N | St. Mary's (CA)  | 67 65 | 82                        | A | San Diego       | 59 54 |          |   |                  |       |
|                           |   |          |       | 82        | N | San Diego        | 84 80 | 14                        | A | BYU             | 62 65 |          |   |                  |       |
|                           |   |          |       | 52        | A | St. Mary's (CA)  | 59 72 | 62                        | H | Santa Clara     | 57 59 |          |   |                  |       |
|                           |   |          |       | 173       | H | Pacific          | 81 71 | 113                       | H | Gonzaga         | 71 52 |          |   |                  |       |
|                           |   |          |       | 240       | H | Loyola Marymount | 81 72 | 288                       | H | Portland        | 90 69 |          |   |                  |       |
|                           |   |          |       | 266       | H | Pepperdine       | 99 75 | 62                        | A | Santa Clara     | 57 68 |          |   |                  |       |

Non-Div I Games: Holy Names 77 31 San Fran. St. 73 45

San Francisco

Loss, Non-Conf, S Site, H Home A Away N Neutral

|                   |          |           |                |            |             |               |      |      |       |           |
|-------------------|----------|-----------|----------------|------------|-------------|---------------|------|------|-------|-----------|
| Average RPI Win:  | 253      | WON-LOST  | WINNING        | LAST 10    | STRENGTH OF | OPP. STRENGTH | TEAM | ADJ. | CONF. | ADJ CONF. |
| Average RPI Loss: | 118      | RECORD    | PCT. RANK      | GAMES      | SCHEDULE    | OF SCHEDULE   | RPI  | RPI  | RPI   | RPI       |
| DIV. I ONLY       | 12- 16   | 216       | 7- 3           | 116        | 215         | 189           | 189  | 20   | 20    |           |
| DIV. I NON-CONF.  | 1- 9     | 325       | 0- 0           | 68         | 166         | 277           | 277  | 20   | 20    |           |
| TOTALS            | RPI 1-25 | RPI 26-50 | W-L RECORDS    | RPI 51-100 | RPI 101-150 | RPI 150+      |      |      |       |           |
| 12- 16            | 0- 0     | 0- 2      | OVERALL        | 0- 5       | 1- 5        | 11- 4         |      |      |       |           |
| 7- 7              | 0- 0     | 0- 1      | HOME           | 0- 2       | 0- 4        | 7- 0          |      |      |       |           |
| 5- 9              | 0- 0     | 0- 1      | AWAY           | 0- 3       | 1- 1        | 4- 4          |      |      |       |           |
| 0- 0              | 0- 0     | 0- 0      | NEUTRAL        | 0- 0       | 0- 0        | 0- 0          |      |      |       |           |
| 1- 9              | 0- 0     | 0- 0      | NON-CONFERENCE | 0- 5       | 0- 2        | 1- 2          |      |      |       |           |
| 1- 4              | 0- 0     | 0- 0      | HOME           | 0- 2       | 0- 2        | 1- 0          |      |      |       |           |
| 0- 5              | 0- 0     | 0- 0      | AWAY           | 0- 3       | 0- 0        | 0- 2          |      |      |       |           |
| 0- 0              | 0- 0     | 0- 0      | NEUTRAL        | 0- 0       | 0- 0        | 0- 0          |      |      |       |           |
| 11- 7             | 0- 0     | 0- 2      | CONFERENCE     | 0- 0       | 1- 3        | 10- 2         |      |      |       |           |
| 6- 3              | 0- 0     | 0- 1      | HOME           | 0- 0       | 0- 2        | 6- 0          |      |      |       |           |
| 5- 4              | 0- 0     | 0- 1      | AWAY           | 0- 0       | 1- 1        | 4- 2          |      |      |       |           |
| 0- 0              | 0- 0     | 0- 0      | NEUTRAL        | 0- 0       | 0- 0        | 0- 0          |      |      |       |           |

| RPI 1-25                  |   |          |       | RPI 26-50 |   |               |       | RPI 51-100 |   |                 |        | RPI 101+ |   |                 |       | Team's RPI: 189 |  |
|---------------------------|---|----------|-------|-----------|---|---------------|-------|------------|---|-----------------|--------|----------|---|-----------------|-------|-----------------|--|
| RPI                       | S | Opponent | Score | RPI       | S | Opponent      | Score | RPI        | S | Opponent        | Score  | RPI      | S | Opponent        | Score |                 |  |
|                           |   |          |       | 44        | A | Colorado St.  | 54 76 | 52         | A | St. Mary's (CA) | 81 91  | 108      | H | New Mexico St.  | 66 75 |                 |  |
|                           |   |          |       | 44        | H | Colorado St.  | 78 80 | 61         | H | South Dakota    | 77 87  | 117      | A | Fresno St.      | 66 64 |                 |  |
|                           |   |          |       |           |   |               |       | 80         | H | San Francisco   | 78 82  | 117      | H | Fresno St.      | 54 59 |                 |  |
|                           |   |          |       |           |   |               |       | 84         | A | Oregon          | 74 104 | 119      | H | Hawaii          | 73 76 |                 |  |
|                           |   |          |       |           |   |               |       | 96         | A | Washington St.  | 80 95  | 145      | A | Boise St.       | 69 81 |                 |  |
|                           |   |          |       |           |   |               |       |            |   |                 |        | 145      | H | Boise St.       | 75 78 |                 |  |
|                           |   |          |       |           |   |               |       |            |   |                 |        | 172      | A | New Mexico      | 57 71 |                 |  |
|                           |   |          |       |           |   |               |       |            |   |                 |        | 172      | H | New Mexico      | 59 58 |                 |  |
|                           |   |          |       |           |   |               |       |            |   |                 |        | 173      | A | Pacific         | 69 81 |                 |  |
|                           |   |          |       |           |   |               |       |            |   |                 |        | 207      | H | UNLV            | 69 61 |                 |  |
|                           |   |          |       |           |   |               |       |            |   |                 |        | 212      | A | CSU Bakersfield | 88 90 |                 |  |
|                           |   |          |       |           |   |               |       |            |   |                 |        | 223      | A | Utah St.        | 86 74 |                 |  |
|                           |   |          |       |           |   |               |       |            |   |                 |        | 223      | H | Utah St.        | 83 65 |                 |  |
|                           |   |          |       |           |   |               |       |            |   |                 |        | 242      | A | San Diego St.   | 70 87 |                 |  |
|                           |   |          |       |           |   |               |       |            |   |                 |        | 242      | H | San Diego St.   | 78 73 |                 |  |
|                           |   |          |       |           |   |               |       |            |   |                 |        | 256      | A | Wyoming         | 67 66 |                 |  |
|                           |   |          |       |           |   |               |       |            |   |                 |        | 256      | H | Wyoming         | 65 51 |                 |  |
|                           |   |          |       |           |   |               |       |            |   |                 |        | 325      | A | Nevada          | 76 63 |                 |  |
|                           |   |          |       |           |   |               |       |            |   |                 |        | 336      | H | UC Irvine       | 79 58 |                 |  |
|                           |   |          |       |           |   |               |       |            |   |                 |        | 341      | A | Air Force       | 72 49 |                 |  |
|                           |   |          |       |           |   |               |       |            |   |                 |        | 341      | H | Air Force       | 81 60 |                 |  |
| LAST 12 Division I GAMES: |   |          |       |           |   |               |       |            |   |                 |        |          |   |                 |       |                 |  |
|                           |   |          |       | 145       | A | Boise St.     | 69 81 | 207        | H | UNLV            | 69 61  |          |   |                 |       |                 |  |
|                           |   |          |       | 256       | H | Wyoming       | 65 51 | 117        | A | Fresno St.      | 66 64  |          |   |                 |       |                 |  |
|                           |   |          |       | 223       | H | Utah St.      | 83 65 | 341        | A | Air Force       | 72 49  |          |   |                 |       |                 |  |
|                           |   |          |       | 242       | A | San Diego St. | 70 87 | 44         | H | Colorado St.    | 78 80  |          |   |                 |       |                 |  |
|                           |   |          |       | 325       | A | Nevada        | 76 63 | 172        | A | New Mexico      | 57 71  |          |   |                 |       |                 |  |
|                           |   |          |       | 172       | H | New Mexico    | 59 58 | 145        | H | Boise St.       | 75 78  |          |   |                 |       |                 |  |

|                  |               |    |    |
|------------------|---------------|----|----|
| Non-Div I Games: | Southern Ore. | 92 | 78 |
|------------------|---------------|----|----|

San Jose St.

■ Loss, ■ Non-Conf, S Site, H Home A Away N Neutral

Santa Clara

Through Games Of March 7, 2016

|                   |          |           |                |            |             |               |      |      |       |           |
|-------------------|----------|-----------|----------------|------------|-------------|---------------|------|------|-------|-----------|
| Average RPI Win:  | 190      | WON-LOST  | WINNING        | LAST 10    | STRENGTH OF | OPP. STRENGTH | TEAM | ADJ. | CONF. | ADJ CONF. |
| Average RPI Loss: | 47       | RECORD    | PCT. RANK      | GAMES      | SCHEDULE    | OF SCHEDULE   | RPI  | RPI  | RPI   | RPI       |
| DIV. I ONLY       | 21- 8    | 57        | 7- 3           | 130        | 81          | 62            | 62   | 8    | 8     |           |
| DIV. I NON-CONF.  | 7- 2     | 57        | 0- 0           | 292        | 35          | 96            | 96   | 9    | 9     |           |
| TOTALS            | RPI 1-25 | RPI 26-50 | W-L RECORDS    | RPI 51-100 | RPI 101-150 | RPI 150+      |      |      |       |           |
| 21- 8             | 1- 3     | 0- 1      | OVERALL        | 4- 3       | 3- 1        | 13- 0         |      |      |       |           |
| 9- 3              | 0- 1     | 0- 0      | HOME           | 1- 2       | 2- 0        | 6- 0          |      |      |       |           |
| 10- 4             | 1- 1     | 0- 1      | AWAY           | 3- 1       | 0- 1        | 6- 0          |      |      |       |           |
| 2- 1              | 0- 1     | 0- 0      | NEUTRAL        | 0- 0       | 1- 0        | 1- 0          |      |      |       |           |
| 7- 2              | 1- 0     | 0- 1      | NON-CONFERENCE | 0- 1       | 1- 0        | 5- 0          |      |      |       |           |
| 3- 0              | 0- 0     | 0- 0      | HOME           | 0- 0       | 1- 0        | 2- 0          |      |      |       |           |
| 3- 2              | 1- 0     | 0- 1      | AWAY           | 0- 1       | 0- 0        | 2- 0          |      |      |       |           |
| 1- 0              | 0- 0     | 0- 0      | NEUTRAL        | 0- 0       | 0- 0        | 1- 0          |      |      |       |           |
| 14- 6             | 0- 3     | 0- 0      | CONFERENCE     | 4- 2       | 2- 1        | 8- 0          |      |      |       |           |
| 6- 3              | 0- 1     | 0- 0      | HOME           | 1- 2       | 1- 0        | 4- 0          |      |      |       |           |
| 7- 2              | 0- 1     | 0- 0      | AWAY           | 3- 0       | 0- 1        | 4- 0          |      |      |       |           |
| 1- 1              | 0- 1     | 0- 0      | NEUTRAL        | 0- 0       | 1- 0        | 0- 0          |      |      |       |           |

| RPI 1-25                  |   |                  |       | RPI 26-50 |   |               |        | RPI 51-100 Team's RPI: 62 |   |                     |       | RPI 101+ |   |                  |       |
|---------------------------|---|------------------|-------|-----------|---|---------------|--------|---------------------------|---|---------------------|-------|----------|---|------------------|-------|
| RPI                       | S | Opponent         | Score | RPI       | S | Opponent      | Score  | RPI                       | S | Opponent            | Score | RPI      | S | Opponent         | Score |
| 10                        | A | Stanford         | 61 58 | 32        | A | Washington    | 55 100 | 52                        | A | St. Mary's (CA)     | 73 67 | 113      | A | Gonzaga          | 44 53 |
| 14                        | A | BYU              | 63 70 |           |   |               |        | 52                        | H | St. Mary's (CA)     | 70 78 | 113      | H | Gonzaga          | 71 64 |
| 14                        | H | BYU              | 63 68 |           |   |               |        | 55                        | A | Southern California | 46 81 | 113      | N | Gonzaga          | 59 58 |
| 14                        | N | BYU              | 67 87 |           |   |               |        | 80                        | A | San Francisco       | 59 57 | 138      | H | Texas Tech       | 75 70 |
|                           |   |                  |       |           |   |               |        | 80                        | H | San Francisco       | 68 57 | 173      | A | Pacific          | 66 60 |
|                           |   |                  |       |           |   |               |        | 82                        | A | San Diego           | 61 47 | 173      | H | Pacific          | 76 52 |
|                           |   |                  |       |           |   |               |        | 82                        | H | San Diego           | 58 70 | 188      | A | Cal Poly         | 69 63 |
|                           |   |                  |       |           |   |               |        |                           |   |                     |       | 240      | A | Loyola Marymount | 57 56 |
|                           |   |                  |       |           |   |               |        |                           |   |                     |       | 240      | H | Loyola Marymount | 68 41 |
|                           |   |                  |       |           |   |               |        |                           |   |                     |       | 266      | A | Pepperdine       | 62 60 |
|                           |   |                  |       |           |   |               |        |                           |   |                     |       | 266      | H | Pepperdine       | 84 50 |
|                           |   |                  |       |           |   |               |        |                           |   |                     |       | 268      | A | UC Santa Barbara | 48 37 |
|                           |   |                  |       |           |   |               |        |                           |   |                     |       | 268      | H | UC Santa Barbara | 66 48 |
|                           |   |                  |       |           |   |               |        |                           |   |                     |       | 288      | A | Portland         | 67 45 |
|                           |   |                  |       |           |   |               |        |                           |   |                     |       | 288      | H | Portland         | 66 47 |
|                           |   |                  |       |           |   |               |        |                           |   |                     |       | 332      | N | Evansville       | 62 44 |
|                           |   |                  |       |           |   |               |        |                           |   |                     |       | 341      | H | Air Force        | 68 34 |
| LAST 12 Division I GAMES: |   |                  |       |           |   |               |        |                           |   |                     |       |          |   |                  |       |
| 14                        | N | BYU              | 67 87 | 14        | A | BYU           | 63 70  |                           |   |                     |       |          |   |                  |       |
| 113                       | N | Gonzaga          | 59 58 | 82        | A | San Diego     | 61 47  |                           |   |                     |       |          |   |                  |       |
| 173                       | A | Pacific          | 66 60 | 80        | A | San Francisco | 59 57  |                           |   |                     |       |          |   |                  |       |
| 52                        | H | St. Mary's (CA)  | 70 78 | 288       | H | Portland      | 66 47  |                           |   |                     |       |          |   |                  |       |
| 266                       | H | Pepperdine       | 84 50 | 113       | H | Gonzaga       | 71 64  |                           |   |                     |       |          |   |                  |       |
| 240                       | H | Loyola Marymount | 68 41 | 80        | H | San Francisco | 68 57  |                           |   |                     |       |          |   |                  |       |

Non-Div I Games: Hope Int'l 78 54 Simpson (CA) 112 34

Santa Clara

Loss, Non-Conf, S Site, H Home A Away N Neutral

|                   |          |           |                |            |             |               |      |      |       |           |
|-------------------|----------|-----------|----------------|------------|-------------|---------------|------|------|-------|-----------|
| Average RPI Win:  | 301      | WON-LOST  | WINNING        | LAST 10    | STRENGTH OF | OPP. STRENGTH | TEAM | ADJ. | CONF. | ADJ CONF. |
| Average RPI Loss: | 196      | RECORD    | PCT. RANK      | GAMES      | SCHEDULE    | OF SCHEDULE   | RPI  | RPI  | RPI   | RPI       |
| DIV. I ONLY       | 8- 17    | 272       | 5- 5           | 288        | 328         | 293           | 293  | 32   | 32    |           |
| DIV. I NON-CONF.  | 1- 8     | 320       | 0- 0           | 65         | 98          | 233           | 233  | 30   | 30    |           |
| TOTALS            | RPI 1-25 | RPI 26-50 | W-L RECORDS    | RPI 51-100 | RPI 101-150 | RPI 150+      |      |      |       |           |
| 8- 17             | 0- 2     | 0- 1      | OVERALL        | 0- 2       | 0- 0        | 8- 12         |      |      |       |           |
| 5- 5              | 0- 0     | 0- 0      | HOME           | 0- 1       | 0- 0        | 5- 4          |      |      |       |           |
| 3- 12             | 0- 2     | 0- 1      | AWAY           | 0- 1       | 0- 0        | 3- 8          |      |      |       |           |
| 0- 0              | 0- 0     | 0- 0      | NEUTRAL        | 0- 0       | 0- 0        | 0- 0          |      |      |       |           |
| 1- 8              | 0- 2     | 0- 1      | NON-CONFERENCE | 0- 2       | 0- 0        | 1- 3          |      |      |       |           |
| 0- 2              | 0- 0     | 0- 0      | HOME           | 0- 1       | 0- 0        | 0- 1          |      |      |       |           |
| 1- 6              | 0- 2     | 0- 1      | AWAY           | 0- 1       | 0- 0        | 1- 2          |      |      |       |           |
| 0- 0              | 0- 0     | 0- 0      | NEUTRAL        | 0- 0       | 0- 0        | 0- 0          |      |      |       |           |
| 7- 9              | 0- 0     | 0- 0      | CONFERENCE     | 0- 0       | 0- 0        | 7- 9          |      |      |       |           |
| 5- 3              | 0- 0     | 0- 0      | HOME           | 0- 0       | 0- 0        | 5- 3          |      |      |       |           |
| 2- 6              | 0- 0     | 0- 0      | AWAY           | 0- 0       | 0- 0        | 2- 6          |      |      |       |           |
| 0- 0              | 0- 0     | 0- 0      | NEUTRAL        | 0- 0       | 0- 0        | 0- 0          |      |      |       |           |

| RPI 1-25                  |   |                    |       | RPI 26-50 |   |                 |       | RPI 51-100 |   |          |       | RPI 101+ Team's RPI: 293 |   |                    |       |
|---------------------------|---|--------------------|-------|-----------|---|-----------------|-------|------------|---|----------|-------|--------------------------|---|--------------------|-------|
| RPI                       | S | Opponent           | Score | RPI       | S | Opponent        | Score | RPI        | S | Opponent | Score | RPI                      | S | Opponent           | Score |
| 21                        | A | Mississippi St.    | 25 92 | 30        | A | Oklahoma St.    | 48 76 | 51         | A | Rutgers  | 26 65 | 152                      | A | Jacksonville       | 52 65 |
| 23                        | A | Florida            | 34 99 |           |   |                 |       | 57         | H | Auburn   | 40 62 | 203                      | A | Hampton            | 53 65 |
|                           |   |                    |       |           |   |                 |       |            |   |          |       | 218                      | A | N.C. A&T           | 31 60 |
|                           |   |                    |       |           |   |                 |       |            |   |          |       | 218                      | H | N.C. A&T           | 59 69 |
|                           |   |                    |       |           |   |                 |       |            |   |          |       | 244                      | A | Bethune-Cookman    | 44 50 |
|                           |   |                    |       |           |   |                 |       |            |   |          |       | 246                      | H | Coppin St.         | 57 55 |
|                           |   |                    |       |           |   |                 |       |            |   |          |       | 251                      | A | Alabama St.        | 60 49 |
|                           |   |                    |       |           |   |                 |       |            |   |          |       | 254                      | H | Morgan St.         | 60 66 |
|                           |   |                    |       |           |   |                 |       |            |   |          |       | 281                      | H | UMES               | 60 42 |
|                           |   |                    |       |           |   |                 |       |            |   |          |       | 291                      | H | Ga. Southern       | 48 64 |
|                           |   |                    |       |           |   |                 |       |            |   |          |       | 297                      | A | Florida A&M        | 38 59 |
|                           |   |                    |       |           |   |                 |       |            |   |          |       | 297                      | H | Florida A&M        | 65 46 |
|                           |   |                    |       |           |   |                 |       |            |   |          |       | 298                      | A | Jacksonville St.   | 35 50 |
|                           |   |                    |       |           |   |                 |       |            |   |          |       | 312                      | A | South Carolina St. | 43 56 |
|                           |   |                    |       |           |   |                 |       |            |   |          |       | 312                      | H | South Carolina St. | 62 39 |
|                           |   |                    |       |           |   |                 |       |            |   |          |       | 322                      | H | Delaware St.       | 59 67 |
|                           |   |                    |       |           |   |                 |       |            |   |          |       | 328                      | A | Howard             | 69 64 |
|                           |   |                    |       |           |   |                 |       |            |   |          |       | 347                      | A | Norfolk St.        | 68 53 |
|                           |   |                    |       |           |   |                 |       |            |   |          |       | 348                      | A | N.C. Central       | 61 65 |
|                           |   |                    |       |           |   |                 |       |            |   |          |       | 348                      | H | N.C. Central       | 57 39 |
| LAST 12 Division I GAMES: |   |                    |       |           |   |                 |       |            |   |          |       |                          |   |                    |       |
| 297                       | H | Florida A&M        | 65 46 | 254       | H | Morgan St.      | 60 66 |            |   |          |       |                          |   |                    |       |
| 348                       | A | N.C. Central       | 61 65 | 244       | A | Bethune-Cookman | 44 50 |            |   |          |       |                          |   |                    |       |
| 312                       | H | South Carolina St. | 62 39 | 218       | A | N.C. A&T        | 31 60 |            |   |          |       |                          |   |                    |       |
| 328                       | A | Howard             | 69 64 | 347       | A | Norfolk St.     | 68 53 |            |   |          |       |                          |   |                    |       |
| 312                       | A | South Carolina St. | 43 56 | 203       | A | Hampton         | 53 65 |            |   |          |       |                          |   |                    |       |
| 246                       | H | Coppin St.         | 57 55 | 322       | H | Delaware St.    | 59 67 |            |   |          |       |                          |   |                    |       |

Non-Div I Games: Columbia (SC) 101 34 Allen 72 46

Savannah St.

■ Loss, 
 ■ Non-Conf, 
 ■ S Site, 
 ■ Home 
 ■ A Away 
 N Neutral



|                   |          |           |                |            |             |               |      |      |       |           |
|-------------------|----------|-----------|----------------|------------|-------------|---------------|------|------|-------|-----------|
| Average RPI Win:  | 270      | WON-LOST  | WINNING        | LAST 10    | STRENGTH OF | OPP. STRENGTH | TEAM | ADJ. | CONF. | ADJ CONF. |
| Average RPI Loss: | 166      | RECORD    | PCT. RANK      | GAMES      | SCHEDULE    | OF SCHEDULE   | RPI  | RPI  | RPI   | RPI       |
| DIV. I ONLY       | 8- 20    | 284       | 1- 9           | 176        | 307         | 271           | 271  | 28   | 28    |           |
| DIV. I NON-CONF.  | 5- 9     | 233       | 0- 0           | 85         | 310         | 171           | 171  | 25   | 25    |           |
| TOTALS            | RPI 1-25 | RPI 26-50 | W-L RECORDS    | RPI 51-100 | RPI 101-150 | RPI 150+      |      |      |       |           |
| 8- 20             | 0- 0     | 0- 2      | OVERALL        | 0- 2       | 0- 5        | 8- 11         |      |      |       |           |
| 3- 9              | 0- 0     | 0- 0      | HOME           | 0- 1       | 0- 3        | 3- 5          |      |      |       |           |
| 5- 10             | 0- 0     | 0- 1      | AWAY           | 0- 1       | 0- 2        | 5- 6          |      |      |       |           |
| 0- 1              | 0- 0     | 0- 1      | NEUTRAL        | 0- 0       | 0- 0        | 0- 0          |      |      |       |           |
| 5- 9              | 0- 0     | 0- 2      | NON-CONFERENCE | 0- 2       | 0- 3        | 5- 2          |      |      |       |           |
| 1- 4              | 0- 0     | 0- 0      | HOME           | 0- 1       | 0- 2        | 1- 1          |      |      |       |           |
| 4- 4              | 0- 0     | 0- 1      | AWAY           | 0- 1       | 0- 1        | 4- 1          |      |      |       |           |
| 0- 1              | 0- 0     | 0- 1      | NEUTRAL        | 0- 0       | 0- 0        | 0- 0          |      |      |       |           |
| 3- 11             | 0- 0     | 0- 0      | CONFERENCE     | 0- 0       | 0- 2        | 3- 9          |      |      |       |           |
| 2- 5              | 0- 0     | 0- 0      | HOME           | 0- 0       | 0- 1        | 2- 4          |      |      |       |           |
| 1- 6              | 0- 0     | 0- 0      | AWAY           | 0- 0       | 0- 1        | 1- 5          |      |      |       |           |
| 0- 0              | 0- 0     | 0- 0      | NEUTRAL        | 0- 0       | 0- 0        | 0- 0          |      |      |       |           |

| RPI S                     | Opponent          | Score | RPI S | Opponent          | Score | RPI S | Opponent           | Score | RPI S | Opponent | Score | Team's RPI: 271 |
|---------------------------|-------------------|-------|-------|-------------------|-------|-------|--------------------|-------|-------|----------|-------|-----------------|
| 32                        | A Washington      | 55 96 | 58    | H UC Riverside    | 70 92 | 108   | A New Mexico St.   | 54 69 |       |          |       |                 |
| 33                        | N Princeton       | 48 85 | 84    | A Oregon          | 62 82 | 108   | H New Mexico St.   | 56 66 |       |          |       |                 |
|                           |                   |       |       |                   |       | 129   | H Long Beach St.   | 57 69 |       |          |       |                 |
|                           |                   |       |       |                   |       | 135   | A Idaho            | 60 64 |       |          |       |                 |
|                           |                   |       |       |                   |       | 145   | H Boise St.        | 66 84 |       |          |       |                 |
|                           |                   |       |       |                   |       | 151   | H Montana St.      | 51 80 |       |          |       |                 |
|                           |                   |       |       |                   |       | 162   | A Montana          | 58 44 |       |          |       |                 |
|                           |                   |       |       |                   |       | 191   | A UTRGV            | 74 71 |       |          |       |                 |
|                           |                   |       |       |                   |       | 191   | H UTRGV            | 71 76 |       |          |       |                 |
|                           |                   |       |       |                   |       | 192   | A Idaho St.        | 67 83 |       |          |       |                 |
|                           |                   |       |       |                   |       | 210   | A Utah Valley      | 48 79 |       |          |       |                 |
|                           |                   |       |       |                   |       | 210   | H Utah Valley      | 44 61 |       |          |       |                 |
|                           |                   |       |       |                   |       | 212   | A CSU Bakersfield  | 68 76 |       |          |       |                 |
|                           |                   |       |       |                   |       | 212   | H CSU Bakersfield  | 52 66 |       |          |       |                 |
|                           |                   |       |       |                   |       | 229   | A Grand Canyon     | 53 60 |       |          |       |                 |
|                           |                   |       |       |                   |       | 229   | H Grand Canyon     | 54 67 |       |          |       |                 |
|                           |                   |       |       |                   |       | 240   | A Loyola Marymount | 78 69 |       |          |       |                 |
|                           |                   |       |       |                   |       | 299   | A CSUN             | 62 56 |       |          |       |                 |
|                           |                   |       |       |                   |       | 301   | H Denver           | 59 51 |       |          |       |                 |
|                           |                   |       |       |                   |       | 302   | A UMKC             | 43 64 |       |          |       |                 |
|                           |                   |       |       |                   |       | 302   | H UMKC             | 69 63 |       |          |       |                 |
|                           |                   |       |       |                   |       | 321   | A Portland St.     | 85 64 |       |          |       |                 |
|                           |                   |       |       |                   |       | 344   | A Chicago St.      | 49 57 |       |          |       |                 |
|                           |                   |       |       |                   |       | 344   | H Chicago St.      | 59 45 |       |          |       |                 |
| LAST 12 Division I GAMES: |                   |       |       |                   |       |       |                    |       |       |          |       |                 |
| 212                       | H CSU Bakersfield | 52 66 | 344   | A Chicago St.     | 49 57 |       |                    |       |       |          |       |                 |
| 210                       | A Utah Valley     | 48 79 | 229   | H Grand Canyon    | 54 67 |       |                    |       |       |          |       |                 |
| 108                       | H New Mexico St.  | 56 66 | 210   | H Utah Valley     | 44 61 |       |                    |       |       |          |       |                 |
| 191                       | H UTRGV           | 71 76 | 191   | A UTRGV           | 74 71 |       |                    |       |       |          |       |                 |
| 229                       | A Grand Canyon    | 53 60 | 108   | A New Mexico St.  | 54 69 |       |                    |       |       |          |       |                 |
| 302                       | A UMKC            | 43 64 | 212   | A CSU Bakersfield | 68 76 |       |                    |       |       |          |       |                 |

Non-Div I Games: Evergreen St. 81 38

Seattle

## Seton Hall

Through Games Of March 7, 2016

|                   |          |           |                |            |             |               |      |      |       |           |
|-------------------|----------|-----------|----------------|------------|-------------|---------------|------|------|-------|-----------|
| Average RPI Win:  | 138      | WON-LOST  | WINNING        | LAST 10    | STRENGTH OF | OPP. STRENGTH | TEAM | ADJ. | CONF. | ADJ CONF. |
| Average RPI Loss: | 65       | RECORD    | PCT. RANK      | GAMES      | SCHEDULE    | OF SCHEDULE   | RPI  | RPI  | RPI   | RPI       |
| DIV. I ONLY       | 23- 8    | 52        | 6- 4           | 77         | 66          | 40            | 40   | 6    | 6     |           |
| DIV. I NON-CONF.  | 10- 1    | 19        | 0- 0           | 46         | 62          | 5             | 5    | 6    | 6     |           |
| TOTALS            | RPI 1-25 | RPI 26-50 | W-L RECORDS    | RPI 51-100 | RPI 101-150 | RPI 150+      |      |      |       |           |
| 23- 8             | 0- 0     | 3- 4      | OVERALL        | 5- 2       | 6- 2        | 9- 0          |      |      |       |           |
| 11- 3             | 0- 0     | 1- 2      | HOME           | 3- 0       | 1- 1        | 6- 0          |      |      |       |           |
| 9- 4              | 0- 0     | 1- 2      | AWAY           | 0- 2       | 5- 0        | 3- 0          |      |      |       |           |
| 3- 1              | 0- 0     | 1- 0      | NEUTRAL        | 2- 0       | 0- 1        | 0- 0          |      |      |       |           |
| 10- 1             | 0- 0     | 2- 1      | NON-CONFERENCE | 2- 0       | 3- 0        | 3- 0          |      |      |       |           |
| 5- 0              | 0- 0     | 1- 0      | HOME           | 1- 0       | 0- 0        | 3- 0          |      |      |       |           |
| 3- 1              | 0- 0     | 0- 1      | AWAY           | 0- 0       | 3- 0        | 0- 0          |      |      |       |           |
| 2- 0              | 0- 0     | 1- 0      | NEUTRAL        | 1- 0       | 0- 0        | 0- 0          |      |      |       |           |
| 13- 7             | 0- 0     | 1- 3      | CONFERENCE     | 3- 2       | 3- 2        | 6- 0          |      |      |       |           |
| 6- 3              | 0- 0     | 0- 2      | HOME           | 2- 0       | 1- 1        | 3- 0          |      |      |       |           |
| 6- 3              | 0- 0     | 1- 1      | AWAY           | 0- 2       | 2- 0        | 3- 0          |      |      |       |           |
| 1- 1              | 0- 0     | 0- 0      | NEUTRAL        | 1- 0       | 0- 1        | 0- 0          |      |      |       |           |

| RPI S                     | Opponent | Score | RPI S | Opponent             | Score | Team's RPI: 40 | RPI S | Opponent          | Score | RPI S | Opponent         | Score | RPI S | Opponent | Score |
|---------------------------|----------|-------|-------|----------------------|-------|----------------|-------|-------------------|-------|-------|------------------|-------|-------|----------|-------|
|                           |          |       | 28    | A DePaul             | 83 74 |                | 51    | H Rutgers         | 77 49 | 102   | A Georgetown     | 83 75 |       |          |       |
|                           |          |       | 28    | H DePaul             | 74 86 |                | 54    | A Villanova       | 45 55 | 102   | H Georgetown     | 65 73 |       |          |       |
|                           |          |       | 33    | H Princeton          | 71 64 |                | 54    | H Villanova       | 60 50 | 110   | A Creighton      | 86 82 |       |          |       |
|                           |          |       | 38    | A Georgia            | 52 70 |                | 95    | N UNI             | 57 49 | 110   | H Creighton      | 77 71 |       |          |       |
|                           |          |       | 43    | A St. John's (NY)    | 69 71 |                | 99    | A Marquette       | 82 89 | 110   | N Creighton      | 56 77 |       |          |       |
|                           |          |       | 43    | H St. John's (NY)    | 64 72 |                | 99    | H Marquette       | 99 68 | 115   | A Saint Joseph's | 66 54 |       |          |       |
|                           |          |       | 50    | N North Carolina St. | 58 55 |                | 99    | N Marquette       | 93 86 | 127   | A Liberty        | 92 56 |       |          |       |
|                           |          |       |       |                      |       |                |       |                   |       | 146   | A UT Arlington   | 61 54 |       |          |       |
|                           |          |       |       |                      |       |                |       |                   |       | 161   | H Fordham        | 66 54 |       |          |       |
|                           |          |       |       |                      |       |                |       |                   |       | 170   | A Xavier         | 72 67 |       |          |       |
|                           |          |       |       |                      |       |                |       |                   |       | 170   | H Xavier         | 82 66 |       |          |       |
|                           |          |       |       |                      |       |                |       |                   |       | 180   | A Butler         | 72 67 |       |          |       |
|                           |          |       |       |                      |       |                |       |                   |       | 180   | H Butler         | 98 77 |       |          |       |
|                           |          |       |       |                      |       |                |       |                   |       | 225   | H Bryant         | 93 57 |       |          |       |
|                           |          |       |       |                      |       |                |       |                   |       | 265   | A Providence     | 64 54 |       |          |       |
|                           |          |       |       |                      |       |                |       |                   |       | 265   | H Providence     | 71 54 |       |          |       |
|                           |          |       |       |                      |       |                |       |                   |       | 338   | H Saint Peter's  | 81 65 |       |          |       |
| LAST 12 Division I GAMES: |          |       |       |                      |       |                |       |                   |       |       |                  |       |       |          |       |
|                           |          |       | 110   | N Creighton          | 56 77 |                | 54    | H Villanova       | 60 50 |       |                  |       |       |          |       |
|                           |          |       | 99    | N Marquette          | 93 86 |                | 102   | H Georgetown      | 65 73 |       |                  |       |       |          |       |
|                           |          |       | 265   | H Providence         | 71 54 |                | 43    | H St. John's (NY) | 64 72 |       |                  |       |       |          |       |
|                           |          |       | 110   | H Creighton          | 77 71 |                | 99    | A Marquette       | 82 89 |       |                  |       |       |          |       |
|                           |          |       | 170   | A Xavier             | 72 67 |                | 28    | A DePaul          | 83 74 |       |                  |       |       |          |       |
|                           |          |       | 180   | A Butler             | 72 67 |                | 180   | H Butler          | 98 77 |       |                  |       |       |          |       |

Non-Div I Games:

Seton Hall

■ Loss, 
 ■ Non-Conf, 
 ■ S Site, 
 ■ Home 
 ■ A Away 
 N Neutral

|                   |          |           |                |            |             |               |      |      |       |           |
|-------------------|----------|-----------|----------------|------------|-------------|---------------|------|------|-------|-----------|
| Average RPI Win:  | 263      | WON-LOST  | WINNING        | LAST 10    | STRENGTH OF | OPP. STRENGTH | TEAM | ADJ. | CONF. | ADJ CONF. |
| Average RPI Loss: | 167      | RECORD    | PCT. RANK      | GAMES      | SCHEDULE    | OF SCHEDULE   | RPI  | RPI  | RPI   | RPI       |
| DIV. I ONLY       | 14- 18   | 210       | 2- 8           | 234        | 264         | 228           | 228  | 23   | 23    |           |
| DIV. I NON-CONF.  | 3- 7     | 248       | 0- 0           | 155        | 315         | 215           | 215  | 22   | 22    |           |
| TOTALS            | RPI 1-25 | RPI 26-50 | W-L RECORDS    | RPI 51-100 | RPI 101-150 | RPI 150+      |      |      |       |           |
| 14- 18            | 0- 0     | 0- 2      | OVERALL        | 0- 2       | 0- 4        | 14- 10        |      |      |       |           |
| 7- 7              | 0- 0     | 0- 1      | HOME           | 0- 1       | 0- 2        | 7- 3          |      |      |       |           |
| 6- 10             | 0- 0     | 0- 1      | AWAY           | 0- 1       | 0- 2        | 6- 6          |      |      |       |           |
| 1- 1              | 0- 0     | 0- 0      | NEUTRAL        | 0- 0       | 0- 0        | 1- 1          |      |      |       |           |
| 3- 7              | 0- 0     | 0- 2      | NON-CONFERENCE | 0- 0       | 0- 1        | 3- 4          |      |      |       |           |
| 0- 2              | 0- 0     | 0- 1      | HOME           | 0- 0       | 0- 0        | 0- 1          |      |      |       |           |
| 2- 4              | 0- 0     | 0- 1      | AWAY           | 0- 0       | 0- 1        | 2- 2          |      |      |       |           |
| 1- 1              | 0- 0     | 0- 0      | NEUTRAL        | 0- 0       | 0- 0        | 1- 1          |      |      |       |           |
| 11- 11            | 0- 0     | 0- 0      | CONFERENCE     | 0- 2       | 0- 3        | 11- 6         |      |      |       |           |
| 7- 5              | 0- 0     | 0- 0      | HOME           | 0- 1       | 0- 2        | 7- 2          |      |      |       |           |
| 4- 6              | 0- 0     | 0- 0      | AWAY           | 0- 1       | 0- 1        | 4- 4          |      |      |       |           |
| 0- 0              | 0- 0     | 0- 0      | NEUTRAL        | 0- 0       | 0- 0        | 0- 0          |      |      |       |           |

| RPI S                     | Opponent          | Score | RPI S | Opponent        | Score | RPI S | Opponent     | Score | RPI S | Opponent              | Score | Team's RPI: 228 |
|---------------------------|-------------------|-------|-------|-----------------|-------|-------|--------------|-------|-------|-----------------------|-------|-----------------|
| 37                        | A St. Bonaventure | 40 57 | 48    | H Albany (NY)   | 42 61 | 86    | A Quinnipiac | 52 94 | 101   | A Iona                | 51 63 |                 |
|                           |                   |       |       |                 |       | 86    | H Quinnipiac | 59 69 | 101   | H Iona                | 51 64 |                 |
|                           |                   |       |       |                 |       |       |              |       | 101   | H Iona                | 47 64 |                 |
|                           |                   |       |       |                 |       |       |              |       | 136   | A Southern Ill.       | 54 73 |                 |
|                           |                   |       |       |                 |       |       |              |       | 158   | H Northeastern        | 67 70 |                 |
|                           |                   |       |       |                 |       |       |              |       | 159   | A Marist              | 37 66 |                 |
|                           |                   |       |       |                 |       |       |              |       | 159   | H Marist              | 60 56 |                 |
|                           |                   |       |       |                 |       |       |              |       | 200   | A Fairfield           | 55 67 |                 |
|                           |                   |       |       |                 |       |       |              |       | 200   | H Fairfield           | 51 71 |                 |
|                           |                   |       |       |                 |       |       |              |       | 224   | A Canisius            | 58 52 |                 |
|                           |                   |       |       |                 |       |       |              |       | 224   | H Canisius            | 61 57 |                 |
|                           |                   |       |       |                 |       |       |              |       | 231   | A New Hampshire       | 57 53 |                 |
|                           |                   |       |       |                 |       |       |              |       | 232   | A Navy                | 58 59 |                 |
|                           |                   |       |       |                 |       |       |              |       | 245   | A Monmouth            | 69 63 |                 |
|                           |                   |       |       |                 |       |       |              |       | 245   | H Monmouth            | 64 54 |                 |
|                           |                   |       |       |                 |       |       |              |       | 250   | A Manhattan           | 49 56 |                 |
|                           |                   |       |       |                 |       |       |              |       | 250   | H Manhattan           | 60 59 |                 |
|                           |                   |       |       |                 |       |       |              |       | 251   | N Alabama St.         | 53 57 |                 |
|                           |                   |       |       |                 |       |       |              |       | 254   | N Morgan St.          | 69 46 |                 |
|                           |                   |       |       |                 |       |       |              |       | 284   | A Rider               | 58 70 |                 |
|                           |                   |       |       |                 |       |       |              |       | 284   | H Rider               | 66 45 |                 |
|                           |                   |       |       |                 |       |       |              |       | 284   | H Rider               | 79 76 |                 |
|                           |                   |       |       |                 |       |       |              |       | 289   | A Niagara             | 59 51 |                 |
|                           |                   |       |       |                 |       |       |              |       | 289   | H Niagara             | 45 54 |                 |
|                           |                   |       |       |                 |       |       |              |       | 292   | A Colgate             | 50 52 |                 |
|                           |                   |       |       |                 |       |       |              |       | 314   | A Fairleigh Dickinson | 81 65 |                 |
| LAST 12 Division I GAMES: |                   |       |       |                 |       |       |              |       |       |                       |       |                 |
| 101                       | H Iona            | 47 64 | 250   | A Manhattan     | 49 56 |       |              |       |       |                       |       |                 |
| 284                       | H Rider           | 79 76 | 101   | H Iona          | 51 64 |       |              |       |       |                       |       |                 |
| 289                       | H Niagara         | 45 54 | 200   | A Fairfield     | 55 67 |       |              |       |       |                       |       |                 |
| 159                       | H Marist          | 60 56 | 86    | H Quinnipiac    | 59 69 |       |              |       |       |                       |       |                 |
| 101                       | A Iona            | 51 63 | 338   | A Saint Peter's | 64 55 |       |              |       |       |                       |       |                 |
| 200                       | H Fairfield       | 51 71 | 159   | A Marist        | 37 66 |       |              |       |       |                       |       |                 |

Non-Div I Games:

Siena

■ Loss, 
 ■ Non-Conf, 
 ■ S Site, 
 ■ Home 
 ■ Away 
 N Neutral

S  
i  
e  
n  
a

RPI S      Siena  
Opponent      Score

Through Games Of March 7, 2016

| RPI | S | Opponent      | Score |    |
|-----|---|---------------|-------|----|
| 338 | A | Saint Peter's | 64    | 55 |
| 338 | H | Saint Peter's | 59    | 58 |

S  
i  
e  
n  
a

Siena

| Average RPI Win:  | 224      | WON-LOST  | WINNING        | LAST 10    | STRENGTH OF | OPP. STRENGTH | TEAM | ADJ. | CONF. | ADJ CONF. |
|-------------------|----------|-----------|----------------|------------|-------------|---------------|------|------|-------|-----------|
| Average RPI Loss: | 155      | RECORD    | PCT. RANK      | GAMES      | SCHEDULE    | OF SCHEDULE   | RPI  | RPI  | RPI   | RPI       |
| DIV. I ONLY       | 13- 14   | 184       | 6- 4           | 185        | 207         | 185           | 185  | 15   | 15    |           |
| DIV. I NON-CONF.  | 2- 5     | 253       | 0- 0           | 171        | 249         | 231           | 231  | 14   | 14    |           |
| TOTALS            | RPI 1-25 | RPI 26-50 | W-L RECORDS    | RPI 51-100 | RPI 101-150 | RPI 150+      |      |      |       |           |
| 13- 14            | 0- 1     | 0- 2      | OVERALL        | 0- 0       | 4- 4        | 9- 7          |      |      |       |           |
| 6- 7              | 0- 1     | 0- 1      | HOME           | 0- 0       | 3- 1        | 3- 4          |      |      |       |           |
| 7- 7              | 0- 0     | 0- 1      | AWAY           | 0- 0       | 1- 2        | 6- 3          |      |      |       |           |
| 0- 0              | 0- 0     | 0- 0      | NEUTRAL        | 0- 0       | 0- 0        | 0- 0          |      |      |       |           |
| 2- 5              | 0- 1     | 0- 0      | NON-CONFERENCE | 0- 0       | 0- 0        | 2- 4          |      |      |       |           |
| 0- 3              | 0- 1     | 0- 0      | HOME           | 0- 0       | 0- 0        | 0- 2          |      |      |       |           |
| 2- 2              | 0- 0     | 0- 0      | AWAY           | 0- 0       | 0- 0        | 2- 2          |      |      |       |           |
| 0- 0              | 0- 0     | 0- 0      | NEUTRAL        | 0- 0       | 0- 0        | 0- 0          |      |      |       |           |
| 11- 9             | 0- 0     | 0- 2      | CONFERENCE     | 0- 0       | 4- 4        | 7- 3          |      |      |       |           |
| 6- 4              | 0- 0     | 0- 1      | HOME           | 0- 0       | 3- 1        | 3- 2          |      |      |       |           |
| 5- 5              | 0- 0     | 0- 1      | AWAY           | 0- 0       | 1- 3        | 4- 1          |      |      |       |           |
| 0- 0              | 0- 0     | 0- 0      | NEUTRAL        | 0- 0       | 0- 0        | 0- 0          |      |      |       |           |

| RPI S                     | Opponent          | Score | RPI S | Opponent          | Score | RPI S | Opponent | Score | RPI S | Opponent          | Score | Team's RPI: 185 |
|---------------------------|-------------------|-------|-------|-------------------|-------|-------|----------|-------|-------|-------------------|-------|-----------------|
| 23                        | H Florida         | 60 72 | 39    | A Arkansas St.    | 51 58 |       |          |       | 104   | A Little Rock     | 43 74 |                 |
|                           |                   |       | 39    | H Arkansas St.    | 53 66 |       |          |       | 104   | H Little Rock     | 34 47 |                 |
|                           |                   |       |       |                   |       |       |          |       | 133   | A La.-Lafayette   | 50 69 |                 |
|                           |                   |       |       |                   |       |       |          |       | 133   | H La.-Lafayette   | 68 59 |                 |
|                           |                   |       |       |                   |       |       |          |       | 142   | A Troy            | 75 71 |                 |
|                           |                   |       |       |                   |       |       |          |       | 142   | H Troy            | 65 63 |                 |
|                           |                   |       |       |                   |       |       |          |       | 146   | A UT Arlington    | 49 53 |                 |
|                           |                   |       |       |                   |       |       |          |       | 146   | H UT Arlington    | 59 55 |                 |
|                           |                   |       |       |                   |       |       |          |       | 155   | A Southern U.     | 45 50 |                 |
|                           |                   |       |       |                   |       |       |          |       | 165   | H UAB             | 39 53 |                 |
|                           |                   |       |       |                   |       |       |          |       | 171   | A Southern Miss.  | 51 71 |                 |
|                           |                   |       |       |                   |       |       |          |       | 229   | A Grand Canyon    | 59 56 |                 |
|                           |                   |       |       |                   |       |       |          |       | 243   | A Texas St.       | 70 56 |                 |
|                           |                   |       |       |                   |       |       |          |       | 243   | H Texas St.       | 71 73 |                 |
|                           |                   |       |       |                   |       |       |          |       | 251   | A Alabama St.     | 47 43 |                 |
|                           |                   |       |       |                   |       |       |          |       | 261   | A Appalachian St. | 68 54 |                 |
|                           |                   |       |       |                   |       |       |          |       | 261   | H Appalachian St. | 71 55 |                 |
|                           |                   |       |       |                   |       |       |          |       | 272   | A Georgia St.     | 60 52 |                 |
|                           |                   |       |       |                   |       |       |          |       | 272   | H Georgia St.     | 83 45 |                 |
|                           |                   |       |       |                   |       |       |          |       | 274   | A La.-Monroe      | 63 57 |                 |
|                           |                   |       |       |                   |       |       |          |       | 274   | H La.-Monroe      | 54 67 |                 |
|                           |                   |       |       |                   |       |       |          |       | 277   | H UCF             | 36 77 |                 |
|                           |                   |       |       |                   |       |       |          |       | 291   | A Ga. Southern    | 43 57 |                 |
|                           |                   |       |       |                   |       |       |          |       | 291   | H Ga. Southern    | 48 45 |                 |
| LAST 12 Division I GAMES: |                   |       |       |                   |       |       |          |       |       |                   |       |                 |
| 243                       | A Texas St.       | 70 56 | 291   | H Ga. Southern    | 48 45 |       |          |       |       |                   |       |                 |
| 146                       | A UT Arlington    | 49 53 | 272   | H Georgia St.     | 83 45 |       |          |       |       |                   |       |                 |
| 133                       | H La.-Lafayette   | 68 59 | 104   | A Little Rock     | 43 74 |       |          |       |       |                   |       |                 |
| 274                       | H La.-Monroe      | 54 67 | 39    | A Arkansas St.    | 51 58 |       |          |       |       |                   |       |                 |
| 261                       | A Appalachian St. | 68 54 | 261   | H Appalachian St. | 71 55 |       |          |       |       |                   |       |                 |
| 142                       | H Troy            | 65 63 | 142   | A Troy            | 75 71 |       |          |       |       |                   |       |                 |

Non-Div I Games: Spring Hill 64 49 William Carey 66 30

South Ala.

■ Loss, 
 ■ Non-Conf, S Site, 
 ■ Home 
 ■ Away 
 N Neutral

# South Carolina

Through Games Of March 7, 2016

|                   |          |           |                |            |             |               |      |      |       |           |
|-------------------|----------|-----------|----------------|------------|-------------|---------------|------|------|-------|-----------|
| Average RPI Win:  | 95       | WON-LOST  | WINNING        | LAST 10    | STRENGTH OF | OPP. STRENGTH | TEAM | ADJ. | CONF. | ADJ CONF. |
| Average RPI Loss: | 3        | RECORD    | PCT. RANK      | GAMES      | SCHEDULE    | OF SCHEDULE   | RPI  | RPI  | RPI   | RPI       |
| DIV. I ONLY       | 31- 1    | 3         | 9- 1           | 9          | 5           | 4             | 4    | 2    | 2     |           |
| DIV. I NON-CONF.  | 12- 1    | 9         | 0- 1           | 88         | 7           | 13            | 13   | 2    | 2     |           |
| TOTALS            | RPI 1-25 | RPI 26-50 | W-L RECORDS    | RPI 51-100 | RPI 101-150 | RPI 150+      |      |      |       |           |
| 31- 1             | 11- 1    | 4- 0      | OVERALL        | 4- 0       | 4- 0        | 8- 0          |      |      |       |           |
| 14- 1             | 4- 1     | 3- 0      | HOME           | 1- 0       | 2- 0        | 4- 0          |      |      |       |           |
| 11- 0             | 4- 0     | 1- 0      | AWAY           | 2- 0       | 1- 0        | 3- 0          |      |      |       |           |
| 6- 0              | 3- 0     | 0- 0      | NEUTRAL        | 1- 0       | 1- 0        | 1- 0          |      |      |       |           |
| 12- 1             | 3- 1     | 1- 0      | NON-CONFERENCE | 1- 0       | 2- 0        | 5- 0          |      |      |       |           |
| 6- 1              | 1- 1     | 1- 0      | HOME           | 1- 0       | 0- 0        | 3- 0          |      |      |       |           |
| 3- 0              | 1- 0     | 0- 0      | AWAY           | 0- 0       | 1- 0        | 1- 0          |      |      |       |           |
| 3- 0              | 1- 0     | 0- 0      | NEUTRAL        | 0- 0       | 1- 0        | 1- 0          |      |      |       |           |
| 19- 0             | 8- 0     | 3- 0      | CONFERENCE     | 3- 0       | 2- 0        | 3- 0          |      |      |       |           |
| 8- 0              | 3- 0     | 2- 0      | HOME           | 0- 0       | 2- 0        | 1- 0          |      |      |       |           |
| 8- 0              | 3- 0     | 1- 0      | AWAY           | 2- 0       | 0- 0        | 2- 0          |      |      |       |           |
| 3- 0              | 2- 0     | 0- 0      | NEUTRAL        | 1- 0       | 0- 0        | 0- 0          |      |      |       |           |

| RPI                       | S | Opponent        | Score | RPI             | S | Opponent  | Score | RPI | S | Opponent   | Score | RPI       | S | Opponent        | Score |
|---------------------------|---|-----------------|-------|-----------------|---|-----------|-------|-----|---|------------|-------|-----------|---|-----------------|-------|
| 3                         | H | UConn           | 54 66 | 27              | A | Tennessee | 62 56 | 57  | A | Auburn     | 74 58 | 119       | A | Hawaii          | 67 51 |
| 6                         | H | Ohio St.        | 88 80 | 38              | H | Georgia   | 61 51 | 57  | N | Auburn     | 57 48 | 121       | H | LSU             | 75 39 |
| 9                         | A | UCLA            | 68 65 | 45              | H | Missouri  | 83 58 | 74  | A | Vanderbilt | 71 61 | 140       | H | Arkansas        | 85 32 |
| 11                        | N | Arizona St.     | 60 58 | 47              | H | Duke      | 66 55 | 89  | H | Elon       | 78 63 | 149       | N | East Carolina   | 88 57 |
| 12                        | A | Kentucky        | 73 62 |                 |   |           |       |     |   |            |       | 160       | A | Alabama         | 66 46 |
| 12                        | H | Kentucky        | 78 68 |                 |   |           |       |     |   |            |       | 176       | A | Ole Miss        | 66 45 |
| 12                        | N | Kentucky        | 93 63 |                 |   |           |       |     |   |            |       | 176       | H | Ole Miss        | 81 62 |
| 19                        | A | Texas A&M       | 70 63 |                 |   |           |       |     |   |            |       | 203       | H | Hampton         | 86 48 |
| 19                        | H | Texas A&M       | 59 58 |                 |   |           |       |     |   |            |       | 212       | N | CSU Bakersfield | 90 71 |
| 21                        | A | Mississippi St. | 57 51 |                 |   |           |       |     |   |            |       | 258       | A | Clemson         | 67 41 |
| 21                        | N | Mississippi St. | 66 52 |                 |   |           |       |     |   |            |       | 311       | H | UNCG            | 92 44 |
| 23                        | H | Florida         | 86 71 |                 |   |           |       |     |   |            |       | 326       | H | Winthrop        | 86 37 |
| LAST 12 Division I GAMES: |   |                 |       |                 |   |           |       |     |   |            |       |           |   |                 |       |
|                           |   | 21              | N     | Mississippi St. |   |           | 66    |     |   | 38         | H     | Georgia   |   |                 | 61    |
|                           |   | 12              | N     | Kentucky        |   |           | 93    |     |   | 27         | A     | Tennessee |   |                 | 62    |
|                           |   | 57              | N     | Auburn          |   |           | 57    |     |   | 23         | H     | Florida   |   |                 | 86    |
|                           |   | 121             | H     | LSU             |   |           | 75    |     |   | 3          | H     | UConn     |   |                 | 54    |
|                           |   | 176             | A     | Ole Miss        |   |           | 66    |     |   | 12         | H     | Kentucky  |   |                 | 78    |
|                           |   | 160             | A     | Alabama         |   |           | 66    |     |   | 19         | A     | Texas A&M |   |                 | 70    |

Non-Div I Games:

South Carolina

Loss, Non-Conf, S Site, H Home A Away N Neutral

|                   |          |           |                |            |             |               |      |      |       |           |
|-------------------|----------|-----------|----------------|------------|-------------|---------------|------|------|-------|-----------|
| Average RPI Win:  | 313      | WON-LOST  | WINNING        | LAST 10    | STRENGTH OF | OPP. STRENGTH | TEAM | ADJ. | CONF. | ADJ CONF. |
| Average RPI Loss: | 228      | RECORD    | PCT. RANK      | GAMES      | SCHEDULE    | OF SCHEDULE   | RPI  | RPI  | RPI   | RPI       |
| DIV. I ONLY       | 9- 15    | 246       | 4- 6           | 345        | 339         | 312           | 312  | 32   | 32    |           |
| DIV. I NON-CONF.  | 2- 6     | 272       | 0- 0           | 306        | 274         | 290           | 290  | 30   | 30    |           |
| TOTALS            | RPI 1-25 | RPI 26-50 | W-L RECORDS    | RPI 51-100 | RPI 101-150 | RPI 150+      |      |      |       |           |
| 9- 15             | 0- 0     | 0- 0      | OVERALL        | 0- 1       | 0- 0        | 9- 14         |      |      |       |           |
| 5- 4              | 0- 0     | 0- 0      | HOME           | 0- 0       | 0- 0        | 5- 4          |      |      |       |           |
| 4- 10             | 0- 0     | 0- 0      | AWAY           | 0- 0       | 0- 0        | 4- 10         |      |      |       |           |
| 0- 1              | 0- 0     | 0- 0      | NEUTRAL        | 0- 1       | 0- 0        | 0- 0          |      |      |       |           |
| 2- 6              | 0- 0     | 0- 0      | NON-CONFERENCE | 0- 1       | 0- 0        | 2- 5          |      |      |       |           |
| 1- 0              | 0- 0     | 0- 0      | HOME           | 0- 0       | 0- 0        | 1- 0          |      |      |       |           |
| 1- 5              | 0- 0     | 0- 0      | AWAY           | 0- 0       | 0- 0        | 1- 5          |      |      |       |           |
| 0- 1              | 0- 0     | 0- 0      | NEUTRAL        | 0- 1       | 0- 0        | 0- 0          |      |      |       |           |
| 7- 9              | 0- 0     | 0- 0      | CONFERENCE     | 0- 0       | 0- 0        | 7- 9          |      |      |       |           |
| 4- 4              | 0- 0     | 0- 0      | HOME           | 0- 0       | 0- 0        | 4- 4          |      |      |       |           |
| 3- 5              | 0- 0     | 0- 0      | AWAY           | 0- 0       | 0- 0        | 3- 5          |      |      |       |           |
| 0- 0              | 0- 0     | 0- 0      | NEUTRAL        | 0- 0       | 0- 0        | 0- 0          |      |      |       |           |

| RPI 1-25                  |   |          | RPI 26-50 |     |   | RPI 51-100      |       |     | RPI 101+ |              |       | Team's RPI: 312 |    |    |
|---------------------------|---|----------|-----------|-----|---|-----------------|-------|-----|----------|--------------|-------|-----------------|----|----|
| RPI                       | S | Opponent | Score     | RPI | S | Opponent        | Score | RPI | S        | Opponent     | Score |                 |    |    |
|                           |   |          |           |     |   |                 |       | 98  | N        | Central Ark. | 38    | 51              |    |    |
|                           |   |          |           |     |   |                 |       |     |          | 152          | A     | Jacksonville    | 47 | 79 |
|                           |   |          |           |     |   |                 |       |     |          | 165          | A     | UAB             | 38 | 71 |
|                           |   |          |           |     |   |                 |       |     |          | 190          | A     | Davidson        | 51 | 63 |
|                           |   |          |           |     |   |                 |       |     |          | 203          | A     | Hampton         | 50 | 63 |
|                           |   |          |           |     |   |                 |       |     |          | 215          | A     | Furman          | 46 | 59 |
|                           |   |          |           |     |   |                 |       |     |          | 218          | H     | N.C. A&T        | 54 | 57 |
|                           |   |          |           |     |   |                 |       |     |          | 244          | A     | Bethune-Cookman | 50 | 65 |
|                           |   |          |           |     |   |                 |       |     |          | 244          | H     | Bethune-Cookman | 46 | 64 |
|                           |   |          |           |     |   |                 |       |     |          | 246          | H     | Coppin St.      | 67 | 63 |
|                           |   |          |           |     |   |                 |       |     |          | 254          | H     | Morgan St.      | 56 | 62 |
|                           |   |          |           |     |   |                 |       |     |          | 258          | A     | Clemson         | 54 | 63 |
|                           |   |          |           |     |   |                 |       |     |          | 281          | A     | UMES            | 55 | 61 |
|                           |   |          |           |     |   |                 |       |     |          | 281          | H     | UMES            | 56 | 63 |
|                           |   |          |           |     |   |                 |       |     |          | 293          | A     | Savannah St.    | 39 | 62 |
|                           |   |          |           |     |   |                 |       |     |          | 293          | H     | Savannah St.    | 56 | 43 |
|                           |   |          |           |     |   |                 |       |     |          | 297          | A     | Florida A&M     | 68 | 62 |
|                           |   |          |           |     |   |                 |       |     |          | 305          | H     | Wofford         | 60 | 47 |
|                           |   |          |           |     |   |                 |       |     |          | 322          | A     | Delaware St.    | 61 | 79 |
|                           |   |          |           |     |   |                 |       |     |          | 322          | H     | Delaware St.    | 61 | 48 |
|                           |   |          |           |     |   |                 |       |     |          | 327          | A     | North Florida   | 53 | 48 |
|                           |   |          |           |     |   |                 |       |     |          | 328          | A     | Howard          | 65 | 63 |
|                           |   |          |           |     |   |                 |       |     |          | 347          | A     | Norfolk St.     | 60 | 52 |
|                           |   |          |           |     |   |                 |       |     |          | 348          | H     | N.C. Central    | 58 | 51 |
| LAST 12 Division I GAMES: |   |          |           |     |   |                 |       |     |          |              |       |                 |    |    |
|                           |   |          |           | 244 | H | Bethune-Cookman | 46    | 64  |          | 246          | H     | Coppin St.      | 67 | 63 |
|                           |   |          |           | 293 | A | Savannah St.    | 39    | 62  |          | 322          | A     | Delaware St.    | 61 | 79 |
|                           |   |          |           | 328 | A | Howard          | 65    | 63  |          | 203          | A     | Hampton         | 50 | 63 |
|                           |   |          |           | 281 | A | UMES            | 55    | 61  |          | 347          | A     | Norfolk St.     | 60 | 52 |
|                           |   |          |           | 293 | H | Savannah St.    | 56    | 43  |          | 281          | H     | UMES            | 56 | 63 |
|                           |   |          |           | 254 | H | Morgan St.      | 56    | 62  |          | 322          | H     | Delaware St.    | 61 | 48 |

Non-Div I Games: Morris 90 39 Southern Wesleyan 75 52

South Carolina St.

# South Dakota

Through Games Of March 7, 2016

|                   |          |           |                |            |             |               |      |      |       |           |
|-------------------|----------|-----------|----------------|------------|-------------|---------------|------|------|-------|-----------|
| Average RPI Win:  | 207      | WON-LOST  | WINNING        | LAST 10    | STRENGTH OF | OPP. STRENGTH | TEAM | ADJ. | CONF. | ADJ CONF. |
| Average RPI Loss: | 80       | RECORD    | PCT. RANK      | GAMES      | SCHEDULE    | OF SCHEDULE   | RPI  | RPI  | RPI   | RPI       |
| DIV. I ONLY       | 25- 5    | 21        | 10- 0          | 244        | 125         | 61            | 61   | 18   | 18    |           |
| DIV. I NON-CONF.  | 8- 4     | 99        | 0- 0           | 179        | 15          | 87            | 87   | 18   | 18    |           |
| TOTALS            | RPI 1-25 | RPI 26-50 | W-L RECORDS    | RPI 51-100 | RPI 101-150 | RPI 150+      |      |      |       |           |
| 25- 5             | 0- 0     | 0- 2      | OVERALL        | 5- 2       | 4- 1        | 16- 0         |      |      |       |           |
| 11- 1             | 0- 0     | 0- 1      | HOME           | 3- 0       | 2- 0        | 6- 0          |      |      |       |           |
| 11- 4             | 0- 0     | 0- 1      | AWAY           | 2- 2       | 1- 1        | 8- 0          |      |      |       |           |
| 3- 0              | 0- 0     | 0- 0      | NEUTRAL        | 0- 0       | 1- 0        | 2- 0          |      |      |       |           |
| 8- 4              | 0- 0     | 0- 2      | NON-CONFERENCE | 3- 2       | 0- 0        | 5- 0          |      |      |       |           |
| 3- 1              | 0- 0     | 0- 1      | HOME           | 2- 0       | 0- 0        | 1- 0          |      |      |       |           |
| 4- 3              | 0- 0     | 0- 1      | AWAY           | 1- 2       | 0- 0        | 3- 0          |      |      |       |           |
| 1- 0              | 0- 0     | 0- 0      | NEUTRAL        | 0- 0       | 0- 0        | 1- 0          |      |      |       |           |
| 17- 1             | 0- 0     | 0- 0      | CONFERENCE     | 2- 0       | 4- 1        | 11- 0         |      |      |       |           |
| 8- 0              | 0- 0     | 0- 0      | HOME           | 1- 0       | 2- 0        | 5- 0          |      |      |       |           |
| 7- 1              | 0- 0     | 0- 0      | AWAY           | 1- 0       | 1- 1        | 5- 0          |      |      |       |           |
| 2- 0              | 0- 0     | 0- 0      | NEUTRAL        | 0- 0       | 1- 0        | 1- 0          |      |      |       |           |

| RPI S                     | Opponent           | Score | RPI S | Opponent           | Score  | RPI S | Opponent           | Score | RPI S | Opponent           | Score  |
|---------------------------|--------------------|-------|-------|--------------------|--------|-------|--------------------|-------|-------|--------------------|--------|
| 32                        | H Washington       | 64 77 | 49    | A Kansas St.       | 81 84  | 60    | A South Dakota St. | 63 58 | 124   | A IUPUI            | 74 63  |
|                           |                    |       |       |                    |        | 60    | H South Dakota St. | 80 75 | 124   | H IUPUI            | 65 59  |
|                           |                    |       |       |                    |        | 87    | A Utah             | 59 66 | 137   | A Oral Roberts     | 56 60  |
|                           |                    |       |       |                    |        | 92    | A North Dakota     | 73 70 | 137   | H Oral Roberts     | 71 48  |
|                           |                    |       |       |                    |        | 95    | A UNI              | 43 64 | 137   | N Oral Roberts     | 78 61  |
|                           |                    |       |       |                    |        | 97    | H Drake            | 92 87 | 164   | A Fla. Atlantic    | 76 53  |
|                           |                    |       |       |                    |        | 99    | H Marquette        | 97 69 | 179   | A Illinois         | 85 76  |
|                           |                    |       |       |                    |        |       |                    |       | 189   | A San Jose St.     | 87 77  |
|                           |                    |       |       |                    |        |       |                    |       | 235   | A Omaha            | 70 55  |
|                           |                    |       |       |                    |        |       |                    |       | 235   | H Omaha            | 82 76  |
|                           |                    |       |       |                    |        |       |                    |       | 236   | A Western Ill.     | 102 77 |
|                           |                    |       |       |                    |        |       |                    |       | 236   | H Western Ill.     | 86 50  |
|                           |                    |       |       |                    |        |       |                    |       | 261   | N Appalachian St.  | 87 60  |
|                           |                    |       |       |                    |        |       |                    |       | 301   | A Denver           | 79 33  |
|                           |                    |       |       |                    |        |       |                    |       | 301   | H Denver           | 85 60  |
|                           |                    |       |       |                    |        |       |                    |       | 301   | N Denver           | 73 54  |
|                           |                    |       |       |                    |        |       |                    |       | 315   | A IPFW             | 90 63  |
|                           |                    |       |       |                    |        |       |                    |       | 315   | H IPFW             | 92 60  |
|                           |                    |       |       |                    |        |       |                    |       | 321   | H Portland St.     | 103 61 |
|                           |                    |       |       |                    |        |       |                    |       | 323   | A North Dakota St. | 96 94  |
|                           |                    |       |       |                    |        |       |                    |       | 323   | H North Dakota St. | 80 54  |
| LAST 12 Division I GAMES: |                    |       |       |                    |        |       |                    |       |       |                    |        |
| 137                       | N Oral Roberts     | 78 61 | 137   | H Oral Roberts     | 71 48  |       |                    |       |       |                    |        |
| 301                       | N Denver           | 73 54 | 235   | A Omaha            | 70 55  |       |                    |       |       |                    |        |
| 124                       | A IUPUI            | 74 63 | 301   | A Denver           | 79 33  |       |                    |       |       |                    |        |
| 315                       | A IPFW             | 90 63 | 323   | H North Dakota St. | 80 54  |       |                    |       |       |                    |        |
| 60                        | H South Dakota St. | 80 75 | 236   | A Western Ill.     | 102 77 |       |                    |       |       |                    |        |
| 236                       | H Western Ill.     | 86 50 | 124   | H IUPUI            | 65 59  |       |                    |       |       |                    |        |

Non-Div I Games: Dakota Wesleyan 94 54

South Dakota

Loss, Non-Conf, S Site, H Home A Away N Neutral



|                   |          |           |                |            |             |               |      |      |       |           |
|-------------------|----------|-----------|----------------|------------|-------------|---------------|------|------|-------|-----------|
| Average RPI Win:  | 214      | WON-LOST  | WINNING        | LAST 10    | STRENGTH OF | OPP. STRENGTH | TEAM | ADJ. | CONF. | ADJ CONF. |
| Average RPI Loss: | 47       | RECORD    | PCT. RANK      | GAMES      | SCHEDULE    | OF SCHEDULE   | RPI  | RPI  | RPI   | RPI       |
| DIV. I ONLY       | 25- 6    | 27        | 8- 2           | 166        | 132         | 60            | 60   | 18   | 18    |           |
| DIV. I NON-CONF.  | 10- 3    | 61        | 0- 0           | 47         | 13          | 29            | 29   | 18   | 18    |           |
| TOTALS            | RPI 1-25 | RPI 26-50 | W-L RECORDS    | RPI 51-100 | RPI 101-150 | RPI 150+      |      |      |       |           |
| 25- 6             | 0- 3     | 1- 0      | OVERALL        | 1- 2       | 6- 1        | 17- 0         |      |      |       |           |
| 13- 2             | 0- 1     | 1- 0      | HOME           | 1- 1       | 3- 0        | 8- 0          |      |      |       |           |
| 8- 3              | 0- 1     | 0- 0      | AWAY           | 0- 1       | 2- 1        | 6- 0          |      |      |       |           |
| 4- 1              | 0- 1     | 0- 0      | NEUTRAL        | 0- 0       | 1- 0        | 3- 0          |      |      |       |           |
| 10- 3             | 0- 3     | 1- 0      | NON-CONFERENCE | 1- 0       | 3- 0        | 5- 0          |      |      |       |           |
| 6- 1              | 0- 1     | 1- 0      | HOME           | 1- 0       | 1- 0        | 3- 0          |      |      |       |           |
| 2- 1              | 0- 1     | 0- 0      | AWAY           | 0- 0       | 1- 0        | 1- 0          |      |      |       |           |
| 2- 1              | 0- 1     | 0- 0      | NEUTRAL        | 0- 0       | 1- 0        | 1- 0          |      |      |       |           |
| 15- 3             | 0- 0     | 0- 0      | CONFERENCE     | 0- 2       | 3- 1        | 12- 0         |      |      |       |           |
| 7- 1              | 0- 0     | 0- 0      | HOME           | 0- 1       | 2- 0        | 5- 0          |      |      |       |           |
| 6- 2              | 0- 0     | 0- 0      | AWAY           | 0- 1       | 1- 1        | 5- 0          |      |      |       |           |
| 2- 0              | 0- 0     | 0- 0      | NEUTRAL        | 0- 0       | 0- 0        | 2- 0          |      |      |       |           |

| RPI 1-25                  |   |              |       | RPI 26-50 |   |                  |       | RPI 51-100 |   |              |       | Team's RPI: 60 |   |                  |       | RPI 101+ |   |          |       |
|---------------------------|---|--------------|-------|-----------|---|------------------|-------|------------|---|--------------|-------|----------------|---|------------------|-------|----------|---|----------|-------|
| RPI                       | S | Opponent     | Score | RPI       | S | Opponent         | Score | RPI        | S | Opponent     | Score | RPI            | S | Opponent         | Score | RPI      | S | Opponent | Score |
| 1                         | H | Notre Dame   | 64 75 | 28        | H | DePaul           | 88 79 | 61         | A | South Dakota | 75 80 | 110            | A | Creighton        | 53 51 |          |   |          |       |
| 8                         | N | Maryland     | 55 62 |           |   |                  |       | 61         | H | South Dakota | 58 63 | 124            | A | IUPUI            | 60 63 |          |   |          |       |
| 25                        | A | Green Bay    | 57 58 |           |   |                  |       | 95         | H | UNI          | 89 86 | 124            | H | IUPUI            | 68 66 |          |   |          |       |
|                           |   |              |       |           |   |                  |       |            |   |              |       | 125            | N | Pittsburgh       | 55 54 |          |   |          |       |
|                           |   |              |       |           |   |                  |       |            |   |              |       | 137            | A | Oral Roberts     | 68 50 |          |   |          |       |
|                           |   |              |       |           |   |                  |       |            |   |              |       | 137            | H | Oral Roberts     | 60 48 |          |   |          |       |
|                           |   |              |       |           |   |                  |       |            |   |              |       | 140            | H | Arkansas         | 76 69 |          |   |          |       |
|                           |   |              |       |           |   |                  |       |            |   |              |       | 154            | N | Old Dominion     | 71 39 |          |   |          |       |
|                           |   |              |       |           |   |                  |       |            |   |              |       | 159            | H | Marist           | 77 68 |          |   |          |       |
|                           |   |              |       |           |   |                  |       |            |   |              |       | 181            | H | Northern Colo.   | 66 62 |          |   |          |       |
|                           |   |              |       |           |   |                  |       |            |   |              |       | 235            | A | Omaha            | 65 47 |          |   |          |       |
|                           |   |              |       |           |   |                  |       |            |   |              |       | 235            | H | Omaha            | 68 58 |          |   |          |       |
|                           |   |              |       |           |   |                  |       |            |   |              |       | 235            | N | Omaha            | 76 60 |          |   |          |       |
|                           |   |              |       |           |   |                  |       |            |   |              |       | 236            | A | Western Ill.     | 66 65 |          |   |          |       |
|                           |   |              |       |           |   |                  |       |            |   |              |       | 236            | H | Western Ill.     | 85 63 |          |   |          |       |
|                           |   |              |       |           |   |                  |       |            |   |              |       | 259            | A | Bowling Green    | 58 45 |          |   |          |       |
|                           |   |              |       |           |   |                  |       |            |   |              |       | 301            | A | Denver           | 76 39 |          |   |          |       |
|                           |   |              |       |           |   |                  |       |            |   |              |       | 301            | H | Denver           | 80 52 |          |   |          |       |
|                           |   |              |       |           |   |                  |       |            |   |              |       | 315            | A | IPFW             | 61 42 |          |   |          |       |
|                           |   |              |       |           |   |                  |       |            |   |              |       | 315            | H | IPFW             | 92 64 |          |   |          |       |
|                           |   |              |       |           |   |                  |       |            |   |              |       | 315            | N | IPFW             | 80 60 |          |   |          |       |
|                           |   |              |       |           |   |                  |       |            |   |              |       | 321            | H | Portland St.     | 74 65 |          |   |          |       |
|                           |   |              |       |           |   |                  |       |            |   |              |       | 323            | A | North Dakota St. | 81 63 |          |   |          |       |
|                           |   |              |       |           |   |                  |       |            |   |              |       | 323            | H | North Dakota St. | 81 47 |          |   |          |       |
| LAST 12 Division I GAMES: |   |              |       |           |   |                  |       |            |   |              |       |                |   |                  |       |          |   |          |       |
| 235                       | N | Omaha        | 76 60 | 315       | H | IPFW             | 92 64 |            |   |              |       |                |   |                  |       |          |   |          |       |
| 315                       | N | IPFW         | 80 60 | 137       | H | Oral Roberts     | 60 48 |            |   |              |       |                |   |                  |       |          |   |          |       |
| 236                       | A | Western Ill. | 66 65 | 323       | H | North Dakota St. | 81 47 |            |   |              |       |                |   |                  |       |          |   |          |       |
| 124                       | A | IUPUI        | 60 63 | 235       | A | Omaha            | 65 47 |            |   |              |       |                |   |                  |       |          |   |          |       |
| 61                        | A | South Dakota | 75 80 | 137       | A | Oral Roberts     | 68 50 |            |   |              |       |                |   |                  |       |          |   |          |       |
| 301                       | H | Denver       | 80 52 | 236       | H | Western Ill.     | 85 63 |            |   |              |       |                |   |                  |       |          |   |          |       |

Non-Div I Games:

South Dakota St.

■ Loss, 
 ■ Non-Conf, S Site, 
 ■ Home 
 ■ Away 
 N Neutral

|                   |          |           |                |            |             |               |      |      |       |           |
|-------------------|----------|-----------|----------------|------------|-------------|---------------|------|------|-------|-----------|
| Average RPI Win:  | 152      | WON-LOST  | WINNING        | LAST 10    | STRENGTH OF | OPP. STRENGTH | TEAM | ADJ. | CONF. | ADJ CONF. |
| Average RPI Loss: | 30       | RECORD    | PCT. RANK      | GAMES      | SCHEDULE    | OF SCHEDULE   | RPI  | RPI  | RPI   | RPI       |
| DIV. I ONLY       | 23- 9    | 59        | 7- 3           | 28         | 64          | 20            | 20   | 9    | 9     |           |
| DIV. I NON-CONF.  | 7- 4     | 110       | 0- 1           | 6          | 6           | 21            | 21   | 7    | 7     |           |
| TOTALS            | RPI 1-25 | RPI 26-50 | W-L RECORDS    | RPI 51-100 | RPI 101-150 | RPI 150+      |      |      |       |           |
| 23- 9             | 0- 6     | 2- 1      | OVERALL        | 6- 1       | 4- 1        | 11- 0         |      |      |       |           |
| 15- 1             | 0- 1     | 2- 0      | HOME           | 4- 0       | 3- 0        | 6- 0          |      |      |       |           |
| 6- 6              | 0- 1     | 0- 0      | AWAY           | 1- 1       | 1- 0        | 4- 0          |      |      |       |           |
| 2- 2              | 0- 2     | 0- 0      | NEUTRAL        | 1- 0       | 0- 0        | 1- 0          |      |      |       |           |
| 7- 4              | 0- 3     | 2- 1      | NON-CONFERENCE | 2- 0       | 1- 0        | 2- 0          |      |      |       |           |
| 7- 0              | 0- 0     | 2- 0      | HOME           | 2- 0       | 1- 0        | 2- 0          |      |      |       |           |
| 0- 3              | 0- 2     | 0- 1      | AWAY           | 0- 0       | 0- 0        | 0- 0          |      |      |       |           |
| 0- 1              | 0- 1     | 0- 0      | NEUTRAL        | 0- 0       | 0- 0        | 0- 0          |      |      |       |           |
| 16- 5             | 0- 3     | 0- 0      | CONFERENCE     | 4- 1       | 3- 1        | 9- 0          |      |      |       |           |
| 8- 1              | 0- 1     | 0- 0      | HOME           | 2- 0       | 2- 0        | 4- 0          |      |      |       |           |
| 6- 3              | 0- 1     | 0- 0      | AWAY           | 1- 1       | 1- 1        | 4- 0          |      |      |       |           |
| 2- 1              | 0- 1     | 0- 0      | NEUTRAL        | 1- 0       | 0- 0        | 1- 0          |      |      |       |           |

| RPI                       | S | Opponent        | Score | RPI | S | Opponent         | Score | RPI | S | Opponent | Score | RPI | S | Opponent      | Score  |
|---------------------------|---|-----------------|-------|-----|---|------------------|-------|-----|---|----------|-------|-----|---|---------------|--------|
| 2                         | A | Baylor          | 63 66 | 30  | H | Oklahoma St.     | 68 46 | 71  | A | Temple   | 66 68 | 111 | A | Memphis       | 87 88  |
| 3                         | A | UConn           | 59 79 | 41  | H | Chattanooga      | 61 33 | 71  | H | Temple   | 76 62 | 111 | H | Memphis       | 97 82  |
| 3                         | H | UConn           | 59 75 | 43  | A | St. John's (NY)  | 70 74 | 71  | N | Temple   | 64 46 | 131 | H | Penn St.      | 101 79 |
| 3                         | N | UConn           | 51 77 |     |   |                  |       | 73  | A | Tulane   | 71 67 | 149 | A | East Carolina | 61 59  |
| 15                        | A | Louisville      | 50 67 |     |   |                  |       | 73  | H | Tulane   | 77 65 | 149 | H | East Carolina | 75 54  |
| 21                        | N | Mississippi St. | 58 68 |     |   |                  |       | 79  | H | Drexel   | 73 58 | 152 | H | Jacksonville  | 74 52  |
|                           |   |                 |       |     |   |                  |       | 93  | H | Harvard  | 86 59 | 180 | H | Butler        | 87 77  |
|                           |   |                 |       |     |   |                  |       |     |   |          |       | 193 | A | Tulsa         | 72 66  |
|                           |   |                 |       |     |   |                  |       |     |   |          |       | 195 | A | SMU           | 66 48  |
|                           |   |                 |       |     |   |                  |       |     |   |          |       | 195 | H | SMU           | 83 56  |
|                           |   |                 |       |     |   |                  |       |     |   |          |       | 195 | N | SMU           | 73 60  |
|                           |   |                 |       |     |   |                  |       |     |   |          |       | 239 | A | Cincinnati    | 78 51  |
|                           |   |                 |       |     |   |                  |       |     |   |          |       | 239 | H | Cincinnati    | 82 49  |
|                           |   |                 |       |     |   |                  |       |     |   |          |       | 277 | A | UCF           | 88 49  |
|                           |   |                 |       |     |   |                  |       |     |   |          |       | 277 | H | UCF           | 108 63 |
|                           |   |                 |       |     |   |                  |       |     |   |          |       | 285 | H | Houston       | 73 49  |
| LAST 12 Division I GAMES: |   |                 |       |     |   |                  |       |     |   |          |       |     |   |               |        |
|                           |   | 3 N UConn       | 51 77 |     |   | 111 H Memphis    | 97 82 |     |   |          |       |     |   |               |        |
|                           |   | 71 N Temple     | 64 46 |     |   | 15 A Louisville  | 50 67 |     |   |          |       |     |   |               |        |
|                           |   | 195 N SMU       | 73 60 |     |   | 239 A Cincinnati | 78 51 |     |   |          |       |     |   |               |        |
|                           |   | 3 A UConn       | 59 79 |     |   | 73 H Tulane      | 77 65 |     |   |          |       |     |   |               |        |
|                           |   | 71 H Temple     | 76 62 |     |   | 71 A Temple      | 66 68 |     |   |          |       |     |   |               |        |
|                           |   | 193 A Tulsa     | 72 66 |     |   | 239 H Cincinnati | 82 49 |     |   |          |       |     |   |               |        |

Non-Div I Games:

South Fla.

|                   |          |           |                |            |             |               |      |      |       |           |
|-------------------|----------|-----------|----------------|------------|-------------|---------------|------|------|-------|-----------|
| Average RPI Win:  | 277      | WON-LOST  | WINNING        | LAST 10    | STRENGTH OF | OPP. STRENGTH | TEAM | ADJ. | CONF. | ADJ CONF. |
| Average RPI Loss: | 152      | RECORD    | PCT. RANK      | GAMES      | SCHEDULE    | OF SCHEDULE   | RPI  | RPI  | RPI   | RPI       |
| DIV. I ONLY       | 13- 15   | 195       | 3- 7           | 273        | 288         | 230           | 230  | 24   | 24    |           |
| DIV. I NON-CONF.  | 5- 6     | 180       | 0- 1           | 169        | 328         | 173           | 173  | 24   | 24    |           |
| TOTALS            | RPI 1-25 | RPI 26-50 | W-L RECORDS    | RPI 51-100 | RPI 101-150 | RPI 150+      |      |      |       |           |
| 13- 15            | 0- 0     | 0- 1      | OVERALL        | 1- 3       | 0- 6        | 12- 5         |      |      |       |           |
| 7- 4              | 0- 0     | 0- 0      | HOME           | 1- 1       | 0- 3        | 6- 0          |      |      |       |           |
| 6- 8              | 0- 0     | 0- 1      | AWAY           | 0- 1       | 0- 2        | 6- 4          |      |      |       |           |
| 0- 3              | 0- 0     | 0- 0      | NEUTRAL        | 0- 1       | 0- 1        | 0- 1          |      |      |       |           |
| 5- 6              | 0- 0     | 0- 1      | NON-CONFERENCE | 0- 3       | 0- 1        | 5- 1          |      |      |       |           |
| 1- 2              | 0- 0     | 0- 0      | HOME           | 0- 1       | 0- 1        | 1- 0          |      |      |       |           |
| 4- 2              | 0- 0     | 0- 1      | AWAY           | 0- 1       | 0- 0        | 4- 0          |      |      |       |           |
| 0- 2              | 0- 0     | 0- 0      | NEUTRAL        | 0- 1       | 0- 0        | 0- 1          |      |      |       |           |
| 8- 9              | 0- 0     | 0- 0      | CONFERENCE     | 1- 0       | 0- 5        | 7- 4          |      |      |       |           |
| 6- 2              | 0- 0     | 0- 0      | HOME           | 1- 0       | 0- 2        | 5- 0          |      |      |       |           |
| 2- 6              | 0- 0     | 0- 0      | AWAY           | 0- 0       | 0- 2        | 2- 4          |      |      |       |           |
| 0- 1              | 0- 0     | 0- 0      | NEUTRAL        | 0- 0       | 0- 1        | 0- 0          |      |      |       |           |

| RPI 1-25                  | RPI 26-50                | RPI 51-100              | RPI 101+                     | Team's RPI: 230 |
|---------------------------|--------------------------|-------------------------|------------------------------|-----------------|
| RPI S Opponent Score      | RPI S Opponent Score     | RPI S Opponent Score    | RPI S Opponent Score         |                 |
|                           | 45 A Missouri 32 74      | 53 A Saint Louis 52 67  | 106 A UT Martin 65 95        |                 |
|                           |                          | 58 N UC Riverside 67 85 | 106 H UT Martin 74 84        |                 |
|                           |                          | 78 H Belmont 81 74      | 136 H Southern Ill. 72 87    |                 |
|                           |                          | 98 H Central Ark. 54 63 | 147 A SIUE 73 80             |                 |
|                           |                          |                         | 147 H SIUE 75 89             |                 |
|                           |                          |                         | 147 N SIUE 76 80             |                 |
|                           |                          |                         | 177 A Eastern Ky. 55 56      |                 |
|                           |                          |                         | 192 N Idaho St. 64 65        |                 |
|                           |                          |                         | 236 A Western Ill. 89 84     |                 |
|                           |                          |                         | 257 H Tennessee St. 75 65    |                 |
|                           |                          |                         | 264 A Murray St. 61 80       |                 |
|                           |                          |                         | 264 H Murray St. 96 59       |                 |
|                           |                          |                         | 270 A Austin Peay 71 74      |                 |
|                           |                          |                         | 270 H Austin Peay 71 69      |                 |
|                           |                          |                         | 279 A Tennessee Tech 60 57   |                 |
|                           |                          |                         | 290 A Wichita St. 66 62      |                 |
|                           |                          |                         | 298 H Jacksonville St. 61 47 |                 |
|                           |                          |                         | 302 H UMKC 78 65             |                 |
|                           |                          |                         | 306 A Morehead St. 89 79     |                 |
|                           |                          |                         | 333 A Lipscomb 84 69         |                 |
|                           |                          |                         | 340 A Eastern Ill. 59 64     |                 |
|                           |                          |                         | 340 H Eastern Ill. 82 52     |                 |
|                           |                          |                         | 346 A Alabama A&M 69 58      |                 |
| LAST 12 Division I GAMES: |                          |                         |                              |                 |
| 147 N SIUE 76 80          | 106 A UT Martin 65 95    |                         |                              |                 |
| 58 N UC Riverside 67 85   | 340 A Eastern Ill. 59 64 |                         |                              |                 |
| 270 A Austin Peay 71 74   | 264 H Murray St. 96 59   |                         |                              |                 |
| 147 H SIUE 75 89          | 270 H Austin Peay 71 69  |                         |                              |                 |
| 340 H Eastern Ill. 82 52  | 106 H UT Martin 74 84    |                         |                              |                 |
| 264 A Murray St. 61 80    | 147 A SIUE 73 80         |                         |                              |                 |

Non-Div I Games: Harris-Stowe 78 66 William Woods 94 58

Southeast Mo. St.

Loss, Non-Conf, S Site, H Home A Away N Neutral

|                   |          |           |                |            |             |               |      |      |       |           |
|-------------------|----------|-----------|----------------|------------|-------------|---------------|------|------|-------|-----------|
| Average RPI Win:  | 272      | WON-LOST  | WINNING        | LAST 10    | STRENGTH OF | OPP. STRENGTH | TEAM | ADJ. | CONF. | ADJ CONF. |
| Average RPI Loss: | 175      | RECORD    | PCT. RANK      | GAMES      | SCHEDULE    | OF SCHEDULE   | RPI  | RPI  | RPI   | RPI       |
| DIV. I ONLY       | 4- 25    | 329       | 1- 9           | 162        | 277         | 319           | 319  | 26   | 26    |           |
| DIV. I NON-CONF.  | 1- 10    | 330       | 0- 0           | 138        | 187         | 280           | 280  | 26   | 26    |           |
| TOTALS            | RPI 1-25 | RPI 26-50 | W-L RECORDS    | RPI 51-100 | RPI 101-150 | RPI 150+      |      |      |       |           |
| 4- 25             | 0- 1     | 0- 0      | OVERALL        | 0- 6       | 0- 8        | 4- 10         |      |      |       |           |
| 3- 10             | 0- 0     | 0- 0      | HOME           | 0- 3       | 0- 3        | 3- 4          |      |      |       |           |
| 1- 15             | 0- 1     | 0- 0      | AWAY           | 0- 3       | 0- 5        | 1- 6          |      |      |       |           |
| 0- 0              | 0- 0     | 0- 0      | NEUTRAL        | 0- 0       | 0- 0        | 0- 0          |      |      |       |           |
| 1- 10             | 0- 1     | 0- 0      | NON-CONFERENCE | 0- 2       | 0- 4        | 1- 3          |      |      |       |           |
| 0- 4              | 0- 0     | 0- 0      | HOME           | 0- 1       | 0- 1        | 0- 2          |      |      |       |           |
| 1- 6              | 0- 1     | 0- 0      | AWAY           | 0- 1       | 0- 3        | 1- 1          |      |      |       |           |
| 0- 0              | 0- 0     | 0- 0      | NEUTRAL        | 0- 0       | 0- 0        | 0- 0          |      |      |       |           |
| 3- 15             | 0- 0     | 0- 0      | CONFERENCE     | 0- 4       | 0- 4        | 3- 7          |      |      |       |           |
| 3- 6              | 0- 0     | 0- 0      | HOME           | 0- 2       | 0- 2        | 3- 2          |      |      |       |           |
| 0- 9              | 0- 0     | 0- 0      | AWAY           | 0- 2       | 0- 2        | 0- 5          |      |      |       |           |
| 0- 0              | 0- 0     | 0- 0      | NEUTRAL        | 0- 0       | 0- 0        | 0- 0          |      |      |       |           |

| RPI                       | S | Opponent          | Score | RPI | S | Opponent          | Score | RPI | S | Opponent          | Score  | RPI | S | Opponent           | Score  | Team's RPI: 319 |
|---------------------------|---|-------------------|-------|-----|---|-------------------|-------|-----|---|-------------------|--------|-----|---|--------------------|--------|-----------------|
| 21                        | A | Mississippi St.   | 41 81 |     |   |                   |       | 57  | H | Auburn            | 68 80  | 103 | A | Wright St.         | 72 106 |                 |
|                           |   |                   |       |     |   |                   |       | 72  | A | Georgia Tech      | 49 102 | 116 | A | Northwestern St.   | 62 82  |                 |
|                           |   |                   |       |     |   |                   |       | 76  | A | Abilene Christian | 70 72  | 116 | H | Northwestern St.   | 58 73  |                 |
|                           |   |                   |       |     |   |                   |       | 76  | H | Abilene Christian | 72 88  | 138 | A | Texas Tech         | 51 113 |                 |
|                           |   |                   |       |     |   |                   |       | 98  | A | Central Ark.      | 58 80  | 140 | A | Arkansas           | 53 97  |                 |
|                           |   |                   |       |     |   |                   |       | 98  | H | Central Ark.      | 60 64  | 142 | H | Troy               | 90 100 |                 |
|                           |   |                   |       |     |   |                   |       |     |   |                   |        | 144 | A | McNeese St.        | 79 96  |                 |
|                           |   |                   |       |     |   |                   |       |     |   |                   |        | 144 | H | McNeese St.        | 74 83  |                 |
|                           |   |                   |       |     |   |                   |       |     |   |                   |        | 170 | A | Xavier             | 27 67  |                 |
|                           |   |                   |       |     |   |                   |       |     |   |                   |        | 199 | H | SFA                | 65 56  |                 |
|                           |   |                   |       |     |   |                   |       |     |   |                   |        | 237 | A | Sam Houston St.    | 56 80  |                 |
|                           |   |                   |       |     |   |                   |       |     |   |                   |        | 248 | A | Houston Baptist    | 56 64  |                 |
|                           |   |                   |       |     |   |                   |       |     |   |                   |        | 274 | H | La.-Monroe         | 84 88  |                 |
|                           |   |                   |       |     |   |                   |       |     |   |                   |        | 287 | H | Lamar              | 73 66  |                 |
|                           |   |                   |       |     |   |                   |       |     |   |                   |        | 297 | A | Florida A&M        | 62 57  |                 |
|                           |   |                   |       |     |   |                   |       |     |   |                   |        | 304 | A | Nicholls St.       | 52 70  |                 |
|                           |   |                   |       |     |   |                   |       |     |   |                   |        | 304 | H | Nicholls St.       | 78 68  |                 |
|                           |   |                   |       |     |   |                   |       |     |   |                   |        | 308 | H | Jackson St.        | 72 79  |                 |
|                           |   |                   |       |     |   |                   |       |     |   |                   |        | 313 | A | A&M-Corpus Christi | 67 69  |                 |
|                           |   |                   |       |     |   |                   |       |     |   |                   |        | 330 | H | Incarinate Word    | 66 70  |                 |
|                           |   |                   |       |     |   |                   |       |     |   |                   |        | 331 | A | New Orleans        | 55 57  |                 |
|                           |   |                   |       |     |   |                   |       |     |   |                   |        | 331 | H | New Orleans        | 51 62  |                 |
| LAST 12 Division I GAMES: |   |                   |       |     |   |                   |       |     |   |                   |        |     |   |                    |        |                 |
| 304                       | A | Nicholls St.      | 52 70 | 304 | H | Nicholls St.      | 78 68 |     |   |                   |        |     |   |                    |        |                 |
| 331                       | A | New Orleans       | 55 57 | 144 | H | McNeese St.       | 74 83 |     |   |                   |        |     |   |                    |        |                 |
| 98                        | H | Central Ark.      | 60 64 | 76  | H | Abilene Christian | 72 88 |     |   |                   |        |     |   |                    |        |                 |
| 116                       | H | Northwestern St.  | 58 73 | 98  | A | Central Ark.      | 58 80 |     |   |                   |        |     |   |                    |        |                 |
| 76                        | A | Abilene Christian | 70 72 | 116 | A | Northwestern St.  | 62 82 |     |   |                   |        |     |   |                    |        |                 |
| 331                       | H | New Orleans       | 51 62 | 144 | A | McNeese St.       | 79 96 |     |   |                   |        |     |   |                    |        |                 |

Non-Div I Games:

Southeastern La.

■ Loss, 
 ■ Non-Conf, S Site, 
 ■ Home 
 ■ Away 
 N Neutral

| SOUTHERN CALIFORNIA |          |          |           | THROUGH GAMES OF MARCH 7, 1910 |             |               |             |      |          |           |
|---------------------|----------|----------|-----------|--------------------------------|-------------|---------------|-------------|------|----------|-----------|
| Average RPI Win:    | 137      | WON-LOST | WINNING   | LAST 10                        | STRENGTH OF | OPP. STRENGTH | TEAM        | ADJ. | CONF.    | ADJ CONF. |
| Average RPI Loss:   | 48       | RECORD   | PCT. RANK | GAMES                          | SCHEDULE    | OF SCHEDULE   | RPI         | RPI  | RPI      | RPI       |
| DIV. I ONLY         | 18- 13   | 130      | 3- 7      | 10                             | 55          | 55            | 55          | 1    | 1        |           |
| DIV. I NON-CONF.    | 11- 0    | 1        | 0- 0      | 53                             | 324         | 6             | 6           | 1    | 1        |           |
| TOTALS              | RPI 1-25 |          | RPI 26-50 | W-L RECORDS                    | RPI 51-100  |               | RPI 101-150 |      | RPI 150+ |           |
| 18- 13              | 2- 7     |          | 1- 2      | OVERALL                        | 6- 2        |               | 4- 1        |      | 5- 1     |           |
| 11- 5               | 1- 3     |          | 1- 1      | HOME                           | 4- 0        |               | 1- 1        |      | 4- 0     |           |
| 3- 7                | 0- 3     |          | 0- 1      | AWAY                           | 1- 2        |               | 2- 0        |      | 0- 1     |           |
| 4- 1                | 1- 1     |          | 0- 0      | NEUTRAL                        | 1- 0        |               | 1- 0        |      | 1- 0     |           |
| 11- 0               | 1- 0     |          | 1- 0      | NON-CONFERENCE                 | 1- 0        |               | 3- 0        |      | 5- 0     |           |
| 7- 0                | 0- 0     |          | 1- 0      | HOME                           | 1- 0        |               | 1- 0        |      | 4- 0     |           |
| 1- 0                | 0- 0     |          | 0- 0      | AWAY                           | 0- 0        |               | 1- 0        |      | 0- 0     |           |
| 3- 0                | 1- 0     |          | 0- 0      | NEUTRAL                        | 0- 0        |               | 1- 0        |      | 1- 0     |           |
| 7- 13               | 1- 7     |          | 0- 2      | CONFERENCE                     | 5- 2        |               | 1- 1        |      | 0- 1     |           |
| 4- 5                | 1- 3     |          | 0- 1      | HOME                           | 3- 0        |               | 0- 1        |      | 0- 0     |           |
| 2- 7                | 0- 3     |          | 0- 1      | AWAY                           | 1- 2        |               | 1- 0        |      | 0- 1     |           |
| 1- 1                | 0- 1     |          | 0- 0      | NEUTRAL                        | 1- 0        |               | 0- 0        |      | 0- 0     |           |

| RPI 1-25                  |   |                     |       | RPI 26-50 |   |                     |       | RPI 51-100 |   |                |       | Team's RPI: 55 |  | RPI 101+ |   |                |       |
|---------------------------|---|---------------------|-------|-----------|---|---------------------|-------|------------|---|----------------|-------|----------------|--|----------|---|----------------|-------|
| RPI                       | S | Opponent            | Score | RPI       | S | Opponent            | Score | RPI        | S | Opponent       | Score |                |  | RPI      | S | Opponent       | Score |
| 5                         | A | Oregon St.          | 52 76 | 32        | A | Washington          | 60 69 | 62         | H | Santa Clara    | 81 46 |                |  | 101      | N | Iona           | 76 56 |
| 5                         | H | Oregon St.          | 49 57 | 32        | H | Washington          | 53 61 | 84         | A | Oregon         | 60 69 |                |  | 113      | A | Gonzaga        | 60 56 |
| 5                         | N | Oregon St.          | 53 63 | 48        | H | Albany (NY)         | 68 67 | 84         | H | Oregon         | 74 67 |                |  | 122      | A | Arizona        | 67 57 |
| 9                         | A | UCLA                | 73 78 |           |   |                     |       | 85         | H | California     | 61 47 |                |  | 122      | H | Arizona        | 56 63 |
| 9                         | H | UCLA                | 71 68 |           |   |                     |       | 87         | A | Utah           | 70 59 |                |  | 129      | H | Long Beach St. | 69 43 |
| 10                        | H | Stanford            | 47 57 |           |   |                     |       | 96         | A | Washington St. | 61 73 |                |  | 201      | A | Colorado       | 63 66 |
| 11                        | A | Arizona St.         | 68 69 |           |   |                     |       | 96         | H | Washington St. | 64 62 |                |  | 207      | H | UNLV           | 73 42 |
| 11                        | H | Arizona St.         | 45 50 |           |   |                     |       | 96         | N | Washington St. | 77 73 |                |  | 229      | N | Grand Canyon   | 75 44 |
| 22                        | N | West Virginia       | 78 67 |           |   |                     |       |            |   |                |       |                |  | 297      | H | Florida A&M    | 88 45 |
|                           |   |                     |       |           |   |                     |       |            |   |                |       |                |  | 335      | H | Southern Utah  | 71 32 |
|                           |   |                     |       |           |   |                     |       |            |   |                |       |                |  | 336      | H | UC Irvine      | 75 56 |
| LAST 12 Division I GAMES: |   |                     |       |           |   |                     |       |            |   |                |       |                |  |          |   |                |       |
|                           |   | 5 N Oregon St.      | 53 63 |           |   | 96 H Washington St. | 64 62 |            |   |                |       |                |  |          |   |                |       |
|                           |   | 96 N Washington St. | 77 73 |           |   | 32 H Washington     | 53 61 |            |   |                |       |                |  |          |   |                |       |
|                           |   | 122 H Arizona       | 56 63 |           |   | 11 A Arizona St.    | 68 69 |            |   |                |       |                |  |          |   |                |       |
|                           |   | 11 H Arizona St.    | 45 50 |           |   | 122 A Arizona       | 67 57 |            |   |                |       |                |  |          |   |                |       |
|                           |   | 84 A Oregon         | 60 69 |           |   | 201 A Colorado      | 63 66 |            |   |                |       |                |  |          |   |                |       |
|                           |   | 5 A Oregon St.      | 52 76 |           |   | 87 A Utah           | 70 59 |            |   |                |       |                |  |          |   |                |       |

|                  |            |    |    |
|------------------|------------|----|----|
| Non-Div I Games: | Hope Int'l | 92 | 43 |
|------------------|------------|----|----|

Southern California

Loss, Non-Conf, S Site, H Home A Away N Neutral

|                   |          |           |                |            |             |               |      |      |       |           |
|-------------------|----------|-----------|----------------|------------|-------------|---------------|------|------|-------|-----------|
| Average RPI Win:  | 236      | WON-LOST  | WINNING        | LAST 10    | STRENGTH OF | OPP. STRENGTH | TEAM | ADJ. | CONF. | ADJ CONF. |
| Average RPI Loss: | 135      | RECORD    | PCT. RANK      | GAMES      | SCHEDULE    | OF SCHEDULE   | RPI  | RPI  | RPI   | RPI       |
| DIV. I ONLY       | 19- 11   | 93        | 7- 3           | 222        | 226         | 136           | 136  | 21   | 21    |           |
| DIV. I NON-CONF.  | 7- 5     | 135       | 1- 0           | 131        | 240         | 125           | 125  | 17   | 17    |           |
| TOTALS            | RPI 1-25 | RPI 26-50 | W-L RECORDS    | RPI 51-100 | RPI 101-150 | RPI 150+      |      |      |       |           |
| 19- 11            | 0- 0     | 0- 1      | OVERALL        | 3- 3       | 2- 3        | 14- 4         |      |      |       |           |
| 10- 5             | 0- 0     | 0- 0      | HOME           | 1- 2       | 1- 2        | 8- 1          |      |      |       |           |
| 9- 6              | 0- 0     | 0- 1      | AWAY           | 2- 1       | 1- 1        | 6- 3          |      |      |       |           |
| 0- 0              | 0- 0     | 0- 0      | NEUTRAL        | 0- 0       | 0- 0        | 0- 0          |      |      |       |           |
| 7- 5              | 0- 0     | 0- 1      | NON-CONFERENCE | 0- 0       | 2- 3        | 5- 1          |      |      |       |           |
| 4- 2              | 0- 0     | 0- 0      | HOME           | 0- 0       | 1- 2        | 3- 0          |      |      |       |           |
| 3- 3              | 0- 0     | 0- 1      | AWAY           | 0- 0       | 1- 1        | 2- 1          |      |      |       |           |
| 0- 0              | 0- 0     | 0- 0      | NEUTRAL        | 0- 0       | 0- 0        | 0- 0          |      |      |       |           |
| 12- 6             | 0- 0     | 0- 0      | CONFERENCE     | 3- 3       | 0- 0        | 9- 3          |      |      |       |           |
| 6- 3              | 0- 0     | 0- 0      | HOME           | 1- 2       | 0- 0        | 5- 1          |      |      |       |           |
| 6- 3              | 0- 0     | 0- 0      | AWAY           | 2- 1       | 0- 0        | 4- 2          |      |      |       |           |
| 0- 0              | 0- 0     | 0- 0      | NEUTRAL        | 0- 0       | 0- 0        | 0- 0          |      |      |       |           |

| RPI S                     | Opponent        | Score  | RPI S | Opponent         | Score | RPI S | Opponent         | Score  | RPI S | Opponent            | Score | Team's RPI: 136 |
|---------------------------|-----------------|--------|-------|------------------|-------|-------|------------------|--------|-------|---------------------|-------|-----------------|
| 28                        | A DePaul        | 61 105 | 91    | A Missouri St.   | 77 82 | 106   | H UT Martin      | 63 70  | 111   | A Memphis           | 58 61 |                 |
|                           |                 |        | 91    | H Missouri St.   | 69 61 | 114   | A Mercer         | 55 52  | 134   | H Marshall          | 55 61 |                 |
|                           |                 |        | 95    | A UNI            | 65 60 | 147   | H SIUE           | 71 57  | 175   | A Loyola Chicago    | 59 83 |                 |
|                           |                 |        | 95    | H UNI            | 64 73 | 175   | H Loyola Chicago | 68 69  | 179   | A Illinois          | 64 78 |                 |
|                           |                 |        | 97    | A Drake          | 77 67 | 227   | A Indiana St.    | 62 58  | 227   | H Indiana St.       | 76 64 |                 |
|                           |                 |        | 97    | H Drake          | 64 71 | 228   | H Siena          | 73 54  | 230   | A Southeast Mo. St. | 87 72 |                 |
|                           |                 |        |       |                  |       | 257   | H Tennessee St.  | 79 70  | 264   | A Murray St.        | 70 57 |                 |
|                           |                 |        |       |                  |       | 290   | A Wichita St.    | 48 57  | 290   | H Wichita St.       | 80 66 |                 |
|                           |                 |        |       |                  |       | 303   | A Bradley        | 65 51  | 303   | H Bradley           | 75 49 |                 |
|                           |                 |        |       |                  |       | 306   | H Morehead St.   | 102 69 | 316   | A Illinois St.      | 68 55 |                 |
|                           |                 |        |       |                  |       | 316   | H Illinois St.   | 76 71  | 332   | A Evansville        | 66 63 |                 |
|                           |                 |        |       |                  |       | 332   | H Evansville     | 74 56  |       |                     |       |                 |
| LAST 12 Division I GAMES: |                 |        |       |                  |       |       |                  |        |       |                     |       |                 |
| 257                       | H Tennessee St. | 79 70  | 91    | H Missouri St.   | 69 61 |       |                  |        |       |                     |       |                 |
| 97                        | H Drake         | 64 71  | 332   | A Evansville     | 66 63 |       |                  |        |       |                     |       |                 |
| 95                        | H UNI           | 64 73  | 303   | A Bradley        | 65 51 |       |                  |        |       |                     |       |                 |
| 227                       | A Indiana St.   | 62 58  | 175   | A Loyola Chicago | 59 83 |       |                  |        |       |                     |       |                 |
| 316                       | A Illinois St.  | 68 55  | 316   | H Illinois St.   | 76 71 |       |                  |        |       |                     |       |                 |
| 290                       | H Wichita St.   | 80 66  | 227   | H Indiana St.    | 76 64 |       |                  |        |       |                     |       |                 |

Non-Div I Games:

Southern Ill.

■ Loss, 
 ■ Non-Conf, 
 ■ S Site, 
 ■ Home 
 ■ A Away 
 N Neutral

|                   |          |           |                |            |             |               |      |      |       |           |
|-------------------|----------|-----------|----------------|------------|-------------|---------------|------|------|-------|-----------|
| Average RPI Win:  | 228      | WON-LOST  | WINNING        | LAST 10    | STRENGTH OF | OPP. STRENGTH | TEAM | ADJ. | CONF. | ADJ CONF. |
| Average RPI Loss: | 105      | RECORD    | PCT. RANK      | GAMES      | SCHEDULE    | OF SCHEDULE   | RPI  | RPI  | RPI   | RPI       |
| DIV. I ONLY       | 13- 15   | 195       | 3- 7           | 131        | 113         | 171           | 171  | 12   | 12    |           |
| DIV. I NON-CONF.  | 6- 4     | 125       | 1- 1           | 103        | 115         | 104           | 104  | 10   | 10    |           |
| TOTALS            | RPI 1-25 | RPI 26-50 | W-L RECORDS    | RPI 51-100 | RPI 101-150 | RPI 150+      |      |      |       |           |
| 13- 15            | 0- 2     | 0- 4      | OVERALL        | 0- 2       | 1- 1        | 12- 6         |      |      |       |           |
| 11- 3             | 0- 0     | 0- 2      | HOME           | 0- 0       | 1- 1        | 10- 0         |      |      |       |           |
| 2- 11             | 0- 2     | 0- 2      | AWAY           | 0- 2       | 0- 0        | 2- 5          |      |      |       |           |
| 0- 1              | 0- 0     | 0- 0      | NEUTRAL        | 0- 0       | 0- 0        | 0- 1          |      |      |       |           |
| 6- 4              | 0- 2     | 0- 1      | NON-CONFERENCE | 0- 0       | 1- 0        | 5- 1          |      |      |       |           |
| 5- 0              | 0- 0     | 0- 0      | HOME           | 0- 0       | 1- 0        | 4- 0          |      |      |       |           |
| 1- 3              | 0- 2     | 0- 1      | AWAY           | 0- 0       | 0- 0        | 1- 0          |      |      |       |           |
| 0- 1              | 0- 0     | 0- 0      | NEUTRAL        | 0- 0       | 0- 0        | 0- 1          |      |      |       |           |
| 7- 11             | 0- 0     | 0- 3      | CONFERENCE     | 0- 2       | 0- 1        | 7- 5          |      |      |       |           |
| 6- 3              | 0- 0     | 0- 2      | HOME           | 0- 0       | 0- 1        | 6- 0          |      |      |       |           |
| 1- 8              | 0- 0     | 0- 1      | AWAY           | 0- 2       | 0- 0        | 1- 5          |      |      |       |           |
| 0- 0              | 0- 0     | 0- 0      | NEUTRAL        | 0- 0       | 0- 0        | 0- 0          |      |      |       |           |

| RPI 1-25                  |   |                 |       | RPI 26-50 |   |              |       | RPI 51-100 |   |              |       | RPI 101+ Team's RPI: 171 |   |                  |       |
|---------------------------|---|-----------------|-------|-----------|---|--------------|-------|------------|---|--------------|-------|--------------------------|---|------------------|-------|
| RPI                       | S | Opponent        | Score | RPI       | S | Opponent     | Score | RPI        | S | Opponent     | Score | RPI                      | S | Opponent         | Score |
| 2                         | A | Baylor          | 42 97 | 31        | A | UTEP         | 64 72 | 66         | A | Middle Tenn. | 44 74 | 112                      | H | Samford          | 56 48 |
| 21                        | A | Mississippi St. | 65 78 | 31        | H | UTEP         | 54 57 | 77         | A | Charlotte    | 59 80 | 134                      | H | Marshall         | 53 63 |
|                           |   |                 |       | 35        | H | Western Ky.  | 53 54 |            |   |              |       | 153                      | N | North Carolina   | 62 69 |
|                           |   |                 |       | 41        | A | Chattanooga  | 48 53 |            |   |              |       | 154                      | A | Old Dominion     | 45 53 |
|                           |   |                 |       |           |   |              |       |            |   |              |       | 164                      | H | Fla. Atlantic    | 89 80 |
|                           |   |                 |       |           |   |              |       |            |   |              |       | 165                      | A | UAB              | 49 53 |
|                           |   |                 |       |           |   |              |       |            |   |              |       | 176                      | H | Ole Miss         | 57 38 |
|                           |   |                 |       |           |   |              |       |            |   |              |       | 183                      | A | Louisiana Tech   | 37 72 |
|                           |   |                 |       |           |   |              |       |            |   |              |       | 183                      | H | Louisiana Tech   | 69 59 |
|                           |   |                 |       |           |   |              |       |            |   |              |       | 185                      | H | South Ala.       | 71 51 |
|                           |   |                 |       |           |   |              |       |            |   |              |       | 233                      | A | Rice             | 59 49 |
|                           |   |                 |       |           |   |              |       |            |   |              |       | 233                      | H | Rice             | 68 62 |
|                           |   |                 |       |           |   |              |       |            |   |              |       | 238                      | A | North Texas      | 55 57 |
|                           |   |                 |       |           |   |              |       |            |   |              |       | 238                      | H | North Texas      | 57 38 |
|                           |   |                 |       |           |   |              |       |            |   |              |       | 249                      | A | UTSA             | 41 47 |
|                           |   |                 |       |           |   |              |       |            |   |              |       | 249                      | H | UTSA             | 65 53 |
|                           |   |                 |       |           |   |              |       |            |   |              |       | 251                      | H | Alabama St.      | 65 44 |
|                           |   |                 |       |           |   |              |       |            |   |              |       | 279                      | A | Tennessee Tech   | 69 57 |
|                           |   |                 |       |           |   |              |       |            |   |              |       | 310                      | H | FIU              | 82 55 |
|                           |   |                 |       |           |   |              |       |            |   |              |       | 349                      | H | Mississippi Val. | 71 55 |
| LAST 12 Division I GAMES: |   |                 |       |           |   |              |       |            |   |              |       |                          |   |                  |       |
| 112                       | H | Samford         | 56 48 | 249       | H | UTSA         | 65 53 |            |   |              |       |                          |   |                  |       |
| 41                        | A | Chattanooga     | 48 53 | 31        | H | UTEP         | 54 57 |            |   |              |       |                          |   |                  |       |
| 134                       | H | Marshall        | 53 63 | 66        | A | Middle Tenn. | 44 74 |            |   |              |       |                          |   |                  |       |
| 35                        | H | Western Ky.     | 53 54 | 165       | A | UAB          | 49 53 |            |   |              |       |                          |   |                  |       |
| 238                       | A | North Texas     | 55 57 | 233       | H | Rice         | 68 62 |            |   |              |       |                          |   |                  |       |
| 233                       | A | Rice            | 59 49 | 238       | H | North Texas  | 57 38 |            |   |              |       |                          |   |                  |       |

Non-Div I Games: William Carey 75 34

Southern Miss.

■ Loss, 
 ■ Non-Conf, 
 ■ S Site, 
 ■ Home 
 ■ Away 
 N Neutral

|                   |          |           |                |            |             |               |      |      |       |           |
|-------------------|----------|-----------|----------------|------------|-------------|---------------|------|------|-------|-----------|
| Average RPI Win:  | 292      | WON-LOST  | WINNING        | LAST 10    | STRENGTH OF | OPP. STRENGTH | TEAM | ADJ. | CONF. | ADJ CONF. |
| Average RPI Loss: | 134      | RECORD    | PCT. RANK      | GAMES      | SCHEDULE    | OF SCHEDULE   | RPI  | RPI  | RPI   | RPI       |
| DIV. I ONLY       | 15- 10   | 113       | 8- 2           | 282        | 323         | 155           | 155  | 31   | 31    |           |
| DIV. I NON-CONF.  | 1- 6     | 311       | 0- 0           | 20         | 4           | 189           | 189  | 31   | 31    |           |
| TOTALS            | RPI 1-25 | RPI 26-50 | W-L RECORDS    | RPI 51-100 | RPI 101-150 | RPI 150+      |      |      |       |           |
| 15- 10            | 0- 2     | 0- 1      | OVERALL        | 0- 2       | 0- 1        | 15- 4         |      |      |       |           |
| 9- 1              | 0- 0     | 0- 0      | HOME           | 0- 0       | 0- 0        | 9- 1          |      |      |       |           |
| 6- 9              | 0- 1     | 0- 1      | AWAY           | 0- 2       | 0- 1        | 6- 3          |      |      |       |           |
| 0- 0              | 0- 0     | 0- 0      | NEUTRAL        | 0- 0       | 0- 0        | 0- 0          |      |      |       |           |
| 1- 6              | 0- 2     | 0- 1      | NON-CONFERENCE | 0- 2       | 0- 1        | 1- 0          |      |      |       |           |
| 1- 0              | 0- 0     | 0- 0      | HOME           | 0- 0       | 0- 0        | 1- 0          |      |      |       |           |
| 0- 6              | 0- 2     | 0- 1      | AWAY           | 0- 2       | 0- 1        | 0- 0          |      |      |       |           |
| 0- 0              | 0- 0     | 0- 0      | NEUTRAL        | 0- 0       | 0- 0        | 0- 0          |      |      |       |           |
| 14- 4             | 0- 0     | 0- 0      | CONFERENCE     | 0- 0       | 0- 0        | 14- 4         |      |      |       |           |
| 8- 1              | 0- 0     | 0- 0      | HOME           | 0- 0       | 0- 0        | 8- 1          |      |      |       |           |
| 6- 3              | 0- 0     | 0- 0      | AWAY           | 0- 0       | 0- 0        | 6- 3          |      |      |       |           |
| 0- 0              | 0- 0     | 0- 0      | NEUTRAL        | 0- 0       | 0- 0        | 0- 0          |      |      |       |           |

| RPI 1-25                  |   |                  |       | RPI 26-50 |   |                 |       | RPI 51-100 |   |          |       | RPI 101+ Team's RPI: 155 |   |                  |       |
|---------------------------|---|------------------|-------|-----------|---|-----------------|-------|------------|---|----------|-------|--------------------------|---|------------------|-------|
| RPI                       | S | Opponent         | Score | RPI       | S | Opponent        | Score | RPI        | S | Opponent | Score | RPI                      | S | Opponent         | Score |
| 8                         | A | Maryland         | 61 94 | 49        | A | Kansas St.      | 47 59 | 73         | A | Tulane   | 48 77 | 128                      | A | Iowa St.         | 46 86 |
| 19                        | A | Texas A&M        | 47 88 |           |   |                 |       | 94         | A | Nebraska | 38 89 | 185                      | H | South Ala.       | 50 45 |
|                           |   |                  |       |           |   |                 |       |            |   |          |       | 186                      | A | Grambling        | 52 65 |
|                           |   |                  |       |           |   |                 |       |            |   |          |       | 186                      | H | Grambling        | 80 68 |
|                           |   |                  |       |           |   |                 |       |            |   |          |       | 234                      | A | Texas Southern   | 45 59 |
|                           |   |                  |       |           |   |                 |       |            |   |          |       | 234                      | H | Texas Southern   | 56 55 |
|                           |   |                  |       |           |   |                 |       |            |   |          |       | 251                      | A | Alabama St.      | 57 55 |
|                           |   |                  |       |           |   |                 |       |            |   |          |       | 251                      | H | Alabama St.      | 59 60 |
|                           |   |                  |       |           |   |                 |       |            |   |          |       | 278                      | A | Prairie View     | 65 55 |
|                           |   |                  |       |           |   |                 |       |            |   |          |       | 278                      | H | Prairie View     | 72 45 |
|                           |   |                  |       |           |   |                 |       |            |   |          |       | 296                      | A | Alcorn           | 74 85 |
|                           |   |                  |       |           |   |                 |       |            |   |          |       | 296                      | H | Alcorn           | 66 57 |
|                           |   |                  |       |           |   |                 |       |            |   |          |       | 308                      | A | Jackson St.      | 66 57 |
|                           |   |                  |       |           |   |                 |       |            |   |          |       | 308                      | H | Jackson St.      | 84 57 |
|                           |   |                  |       |           |   |                 |       |            |   |          |       | 334                      | A | Ark.-Pine Bluff  | 78 61 |
|                           |   |                  |       |           |   |                 |       |            |   |          |       | 334                      | H | Ark.-Pine Bluff  | 74 70 |
|                           |   |                  |       |           |   |                 |       |            |   |          |       | 346                      | A | Alabama A&M      | 68 62 |
|                           |   |                  |       |           |   |                 |       |            |   |          |       | 346                      | H | Alabama A&M      | 77 38 |
|                           |   |                  |       |           |   |                 |       |            |   |          |       | 349                      | A | Mississippi Val. | 99 36 |
|                           |   |                  |       |           |   |                 |       |            |   |          |       | 349                      | H | Mississippi Val. | 78 26 |
| LAST 12 Division I GAMES: |   |                  |       |           |   |                 |       |            |   |          |       |                          |   |                  |       |
| 278                       | H | Prairie View     | 72 45 | 334       | H | Ark.-Pine Bluff | 74 70 |            |   |          |       |                          |   |                  |       |
| 234                       | H | Texas Southern   | 56 55 | 308       | A | Jackson St.     | 66 57 |            |   |          |       |                          |   |                  |       |
| 296                       | A | Alcorn           | 74 85 | 186       | A | Grambling       | 52 65 |            |   |          |       |                          |   |                  |       |
| 346                       | A | Alabama A&M      | 68 62 | 296       | H | Alcorn          | 66 57 |            |   |          |       |                          |   |                  |       |
| 251                       | A | Alabama St.      | 57 55 | 346       | H | Alabama A&M     | 77 38 |            |   |          |       |                          |   |                  |       |
| 349                       | H | Mississippi Val. | 78 26 | 251       | H | Alabama St.     | 59 60 |            |   |          |       |                          |   |                  |       |

Non-Div I Games:      Tougaloo                      81   48                      Spring Hill                      65   46

Southern U.

Loss, Non-Conf, S Site, H Home A Away N Neutral



## Southern Utah

Through Games Of March 7, 2016

|                   |          |           |                |            |             |               |      |      |       |           |
|-------------------|----------|-----------|----------------|------------|-------------|---------------|------|------|-------|-----------|
| Average RPI Win:  | 317      | WON-LOST  | WINNING        | LAST 10    | STRENGTH OF | OPP. STRENGTH | TEAM | ADJ. | CONF. | ADJ CONF. |
| Average RPI Loss: | 173      | RECORD    | PCT. RANK      | GAMES      | SCHEDULE    | OF SCHEDULE   | RPI  | RPI  | RPI   | RPI       |
| DIV. I ONLY       | 4- 25    | 329       | 2- 8           | 212        | 283         | 335           | 335  | 19   | 19    |           |
| DIV. I NON-CONF.  | 2- 8     | 290       | 0- 0           | 277        | 288         | 326           | 326  | 23   | 23    |           |
| TOTALS            | RPI 1-25 | RPI 26-50 | W-L RECORDS    | RPI 51-100 | RPI 101-150 | RPI 150+      |      |      |       |           |
| 4- 25             | 0- 0     | 0- 0      | OVERALL        | 0- 2       | 0- 4        | 4- 19         |      |      |       |           |
| 4- 8              | 0- 0     | 0- 0      | HOME           | 0- 0       | 0- 1        | 4- 7          |      |      |       |           |
| 0- 15             | 0- 0     | 0- 0      | AWAY           | 0- 2       | 0- 3        | 0- 10         |      |      |       |           |
| 0- 2              | 0- 0     | 0- 0      | NEUTRAL        | 0- 0       | 0- 0        | 0- 2          |      |      |       |           |
| 2- 8              | 0- 0     | 0- 0      | NON-CONFERENCE | 0- 1       | 0- 2        | 2- 5          |      |      |       |           |
| 2- 1              | 0- 0     | 0- 0      | HOME           | 0- 0       | 0- 0        | 2- 1          |      |      |       |           |
| 0- 6              | 0- 0     | 0- 0      | AWAY           | 0- 1       | 0- 2        | 0- 3          |      |      |       |           |
| 0- 1              | 0- 0     | 0- 0      | NEUTRAL        | 0- 0       | 0- 0        | 0- 1          |      |      |       |           |
| 2- 17             | 0- 0     | 0- 0      | CONFERENCE     | 0- 1       | 0- 2        | 2- 14         |      |      |       |           |
| 2- 7              | 0- 0     | 0- 0      | HOME           | 0- 0       | 0- 1        | 2- 6          |      |      |       |           |
| 0- 9              | 0- 0     | 0- 0      | AWAY           | 0- 1       | 0- 1        | 0- 7          |      |      |       |           |
| 0- 1              | 0- 0     | 0- 0      | NEUTRAL        | 0- 0       | 0- 0        | 0- 1          |      |      |       |           |

| RPI S                     | Opponent | Score | RPI S | Opponent         | Score  | RPI S | Opponent              | Score           | RPI S | Opponent         | Score  | Team's RPI: 335 |
|---------------------------|----------|-------|-------|------------------|--------|-------|-----------------------|-----------------|-------|------------------|--------|-----------------|
|                           |          |       |       |                  |        | 55    | A Southern California | 32 71           | 107   | A TCU            | 47 76  |                 |
|                           |          |       |       |                  |        | 92    | A North Dakota        | 56 68           | 108   | A New Mexico St. | 60 74  |                 |
|                           |          |       |       |                  |        |       |                       |                 | 135   | A Idaho          | 48 93  |                 |
|                           |          |       |       |                  |        |       |                       |                 | 135   | H Idaho          | 51 62  |                 |
|                           |          |       |       |                  |        |       |                       |                 | 151   | A Montana St.    | 59 86  |                 |
|                           |          |       |       |                  |        |       |                       |                 | 151   | H Montana St.    | 66 87  |                 |
|                           |          |       |       |                  |        |       |                       |                 | 162   | A Montana        | 60 66  |                 |
|                           |          |       |       |                  |        |       |                       |                 | 162   | H Montana        | 50 81  |                 |
|                           |          |       |       |                  |        |       |                       |                 | 167   | H Sacramento St. | 72 82  |                 |
|                           |          |       |       |                  |        |       |                       |                 | 167   | N Sacramento St. | 89 102 |                 |
|                           |          |       |       |                  |        |       |                       |                 | 172   | A New Mexico     | 48 70  |                 |
|                           |          |       |       |                  |        |       |                       |                 | 178   | A Eastern Wash.  | 53 64  |                 |
|                           |          |       |       |                  |        |       |                       |                 | 178   | H Eastern Wash.  | 82 85  |                 |
|                           |          |       |       |                  |        |       |                       |                 | 181   | A Northern Colo. | 44 64  |                 |
|                           |          |       |       |                  |        |       |                       |                 | 184   | A Weber St.      | 56 75  |                 |
|                           |          |       |       |                  |        |       |                       |                 | 184   | H Weber St.      | 51 69  |                 |
|                           |          |       |       |                  |        |       |                       |                 | 192   | A Idaho St.      | 47 64  |                 |
|                           |          |       |       |                  |        |       |                       |                 | 192   | H Idaho St.      | 67 71  |                 |
|                           |          |       |       |                  |        |       |                       |                 | 207   | A UNLV           | 44 79  |                 |
|                           |          |       |       |                  |        |       |                       |                 | 210   | A Utah Valley    | 58 70  |                 |
|                           |          |       |       |                  |        |       |                       |                 | 218   | N N.C. A&T       | 65 78  |                 |
|                           |          |       |       |                  |        |       |                       |                 | 299   | H CSUN           | 67 65  |                 |
|                           |          |       |       |                  |        |       |                       |                 | 307   | A Northern Ariz. | 48 57  |                 |
|                           |          |       |       |                  |        |       |                       |                 | 307   | H Northern Ariz. | 73 68  |                 |
|                           |          |       |       |                  |        |       |                       |                 | 321   | H Portland St.   | 76 64  |                 |
|                           |          |       |       |                  |        |       |                       |                 | 336   | H UC Irvine      | 58 63  |                 |
| LAST 12 Division I GAMES: |          |       |       |                  |        |       |                       |                 |       |                  |        |                 |
|                           |          |       | 167   | N Sacramento St. | 89 102 |       | 151                   | H Montana St.   | 66 87 |                  |        |                 |
|                           |          |       | 321   | H Portland St.   | 76 64  |       | 162                   | H Montana       | 50 81 |                  |        |                 |
|                           |          |       | 167   | H Sacramento St. | 72 82  |       | 178                   | A Eastern Wash. | 53 64 |                  |        |                 |
|                           |          |       | 307   | H Northern Ariz. | 73 68  |       | 135                   | A Idaho         | 48 93 |                  |        |                 |
|                           |          |       | 192   | A Idaho St.      | 47 64  |       | 184                   | H Weber St.     | 51 69 |                  |        |                 |
|                           |          |       | 184   | A Weber St.      | 56 75  |       | 192                   | H Idaho St.     | 67 71 |                  |        |                 |

Non-Div I Games:

Southern Utah

■ Loss, 
 ■ Non-Conf, 
 ■ S Site, 
 ■ Home 
 ■ A Away 
 N Neutral

| RPI | S | Opponent  | Score |
|-----|---|-----------|-------|
| 341 | H | Air Force | 75 56 |

S  
o  
u  
t  
h  
e  
r  
n  
U  
t  
a  
h

S  
o  
u  
t  
h  
e  
r  
n  
U  
t  
a  
h

Southern Utah

## St. Bonaventure

Through Games Of March 7, 2016

| Average RPI Win:  | 155      | WON-LOST  | WINNING        | LAST 10    | STRENGTH OF | OPP. STRENGTH | TEAM | ADJ. | CONF. | ADJ CONF. |
|-------------------|----------|-----------|----------------|------------|-------------|---------------|------|------|-------|-----------|
| Average RPI Loss: | 92       | RECORD    | PCT. RANK      | GAMES      | SCHEDULE    | OF SCHEDULE   | RPI  | RPI  | RPI   | RPI       |
| DIV. I ONLY       | 23- 7    | 39        | 6- 4           | 85         | 89          | 37            | 37   | 7    | 7     |           |
| DIV. I NON-CONF.  | 11- 2    | 28        | 0- 0           | 124        | 92          | 27            | 27   | 8    | 8     |           |
| TOTALS            | RPI 1-25 | RPI 26-50 | W-L RECORDS    | RPI 51-100 | RPI 101-150 | RPI 150+      |      |      |       |           |
| 23- 7             | 2- 1     | 1- 1      | OVERALL        | 2- 3       | 6- 0        | 12- 2         |      |      |       |           |
| 16- 0             | 2- 0     | 1- 0      | HOME           | 1- 0       | 6- 0        | 6- 0          |      |      |       |           |
| 7- 6              | 0- 0     | 0- 1      | AWAY           | 1- 2       | 0- 0        | 6- 0          |      |      |       |           |
| 0- 1              | 0- 0     | 0- 0      | NEUTRAL        | 0- 1       | 0- 0        | 0- 0          |      |      |       |           |
| 11- 2             | 0- 0     | 1- 1      | NON-CONFERENCE | 0- 1       | 5- 0        | 5- 0          |      |      |       |           |
| 8- 0              | 0- 0     | 1- 0      | HOME           | 0- 0       | 5- 0        | 2- 0          |      |      |       |           |
| 3- 2              | 0- 0     | 0- 1      | AWAY           | 0- 1       | 0- 0        | 3- 0          |      |      |       |           |
| 0- 0              | 0- 0     | 0- 0      | NEUTRAL        | 0- 0       | 0- 0        | 0- 0          |      |      |       |           |
| 12- 5             | 2- 1     | 0- 0      | CONFERENCE     | 2- 2       | 1- 0        | 7- 2          |      |      |       |           |
| 8- 0              | 2- 0     | 0- 0      | HOME           | 1- 0       | 1- 0        | 4- 0          |      |      |       |           |
| 4- 4              | 0- 1     | 0- 0      | AWAY           | 1- 1       | 0- 0        | 3- 2          |      |      |       |           |
| 0- 1              | 0- 0     | 0- 0      | NEUTRAL        | 0- 1       | 0- 0        | 0- 0          |      |      |       |           |

| RPI 1-25                  |   |                   |       | RPI 26-50 |   |                   |       | Team's RPI: 37 | RPI 51-100 |   |                |       | RPI 101+ |   |                |       |
|---------------------------|---|-------------------|-------|-----------|---|-------------------|-------|----------------|------------|---|----------------|-------|----------|---|----------------|-------|
| RPI                       | S | Opponent          | Score | RPI       | S | Opponent          | Score |                | RPI        | S | Opponent       | Score | RPI      | S | Opponent       | Score |
| 18                        | A | Duquesne          | 62 74 | 28        | A | DePaul            | 54 77 |                | 53         | H | Saint Louis    | 80 59 | 102      | H | Georgetown     | 69 54 |
| 18                        | H | Duquesne          | 60 48 | 34        | H | James Madison     | 56 45 |                | 70         | A | VCU            | 47 52 | 105      | H | Toledo         | 74 63 |
| 24                        | H | George Washington | 69 67 |           |   |                   |       |                | 70         | N | VCU            | 50 59 | 115      | H | Saint Joseph's | 65 51 |
|                           |   |                   |       |           |   |                   |       |                | 79         | A | Drexel         | 46 58 | 130      | H | Buffalo        | 59 32 |
|                           |   |                   |       |           |   |                   |       |                | 83         | A | Dayton         | 59 54 | 131      | H | Penn St.       | 70 60 |
|                           |   |                   |       |           |   |                   |       |                |            |   |                |       | 143      | H | Detroit        | 84 73 |
|                           |   |                   |       |           |   |                   |       |                |            |   |                |       | 157      | A | Stony Brook    | 73 68 |
|                           |   |                   |       |           |   |                   |       |                |            |   |                |       | 161      | A | Fordham        | 68 77 |
|                           |   |                   |       |           |   |                   |       |                |            |   |                |       | 161      | H | Fordham        | 55 41 |
|                           |   |                   |       |           |   |                   |       |                |            |   |                |       | 169      | H | George Mason   | 70 55 |
|                           |   |                   |       |           |   |                   |       |                |            |   |                |       | 190      | A | Davidson       | 59 47 |
|                           |   |                   |       |           |   |                   |       |                |            |   |                |       | 198      | H | Richmond       | 66 43 |
|                           |   |                   |       |           |   |                   |       |                |            |   |                |       | 213      | A | Rhode Island   | 69 56 |
|                           |   |                   |       |           |   |                   |       |                |            |   |                |       | 221      | A | Massachusetts  | 60 69 |
|                           |   |                   |       |           |   |                   |       |                |            |   |                |       | 221      | H | Massachusetts  | 66 41 |
|                           |   |                   |       |           |   |                   |       |                |            |   |                |       | 224      | A | Canisius       | 59 47 |
|                           |   |                   |       |           |   |                   |       |                |            |   |                |       | 228      | H | Siena          | 57 40 |
|                           |   |                   |       |           |   |                   |       |                |            |   |                |       | 280      | A | La Salle       | 70 63 |
|                           |   |                   |       |           |   |                   |       |                |            |   |                |       | 289      | H | Niagara        | 67 55 |
|                           |   |                   |       |           |   |                   |       |                |            |   |                |       | 292      | A | Colgate        | 62 38 |
| LAST 12 Division I GAMES: |   |                   |       |           |   |                   |       |                |            |   |                |       |          |   |                |       |
|                           |   |                   |       | 70        | N | VCU               | 50 59 |                | 53         | H | Saint Louis    | 80 59 |          |   |                |       |
|                           |   |                   |       | 18        | H | Duquesne          | 60 48 |                | 70         | A | VCU            | 47 52 |          |   |                |       |
|                           |   |                   |       | 161       | A | Fordham           | 68 77 |                | 198        | H | Richmond       | 66 43 |          |   |                |       |
|                           |   |                   |       | 280       | A | La Salle          | 70 63 |                | 115        | H | Saint Joseph's | 65 51 |          |   |                |       |
|                           |   |                   |       | 24        | H | George Washington | 69 67 |                | 18         | A | Duquesne       | 62 74 |          |   |                |       |
|                           |   |                   |       | 221       | A | Massachusetts     | 60 69 |                | 83         | A | Dayton         | 59 54 |          |   |                |       |

Non-Div I Games:

St. Bonaventure

■ Loss, 
 ■ Non-Conf, 
 ■ S Site, 
 ■ Home 
 ■ A Away 
 N Neutral

|                       |          |          |           |         |                |               |             |      |          |           |
|-----------------------|----------|----------|-----------|---------|----------------|---------------|-------------|------|----------|-----------|
| Average RPI Win: 274  |          | WON-LOST | WINNING   | LAST 10 | STRENGTH OF    | OPP. STRENGTH | TEAM        | ADJ. | CONF.    | ADJ CONF. |
| Average RPI Loss: 252 |          | RECORD   | PCT. RANK | GAMES   | SCHEDULE       | OF SCHEDULE   | RPI         | RPI  | RPI      | RPI       |
| DIV. I ONLY           |          | 7- 22    | 297       | 3- 7    | 340            | 345           | 337         | 337  | 30       | 30        |
| DIV. I NON-CONF.      |          | 3- 8     | 258       | 0- 0    | 315            | 333           | 313         | 313  | 32       | 32        |
| TOTALS                | RPI 1-25 |          | RPI 26-50 |         | W-L RECORDS    | RPI 51-100    | RPI 101-150 |      | RPI 150+ |           |
| 7- 22                 | 0- 0     |          | 0- 0      |         | OVERALL        | 0- 2          | 0- 1        |      | 7- 19    |           |
| 2- 10                 | 0- 0     |          | 0- 0      |         | HOME           | 0- 1          | 0- 0        |      | 2- 9     |           |
| 4- 11                 | 0- 0     |          | 0- 0      |         | AWAY           | 0- 1          | 0- 0        |      | 4- 10    |           |
| 1- 1                  | 0- 0     |          | 0- 0      |         | NEUTRAL        | 0- 0          | 0- 1        |      | 1- 0     |           |
| 3- 8                  | 0- 0     |          | 0- 0      |         | NON-CONFERENCE | 0- 2          | 0- 1        |      | 3- 5     |           |
| 1- 2                  | 0- 0     |          | 0- 0      |         | HOME           | 0- 1          | 0- 0        |      | 1- 1     |           |
| 1- 5                  | 0- 0     |          | 0- 0      |         | AWAY           | 0- 1          | 0- 0        |      | 1- 4     |           |
| 1- 1                  | 0- 0     |          | 0- 0      |         | NEUTRAL        | 0- 0          | 0- 1        |      | 1- 0     |           |
| 4- 14                 | 0- 0     |          | 0- 0      |         | CONFERENCE     | 0- 0          | 0- 0        |      | 4- 14    |           |
| 1- 8                  | 0- 0     |          | 0- 0      |         | HOME           | 0- 0          | 0- 0        |      | 1- 8     |           |
| 3- 6                  | 0- 0     |          | 0- 0      |         | AWAY           | 0- 0          | 0- 0        |      | 3- 6     |           |
| 0- 0                  | 0- 0     |          | 0- 0      |         | NEUTRAL        | 0- 0          | 0- 0        |      | 0- 0     |           |

[illegible]

Non-Div I Games:

St. Francis Brooklyn

Loss, Non-Conf, S Site, H Home A Away N Neutral

S  
t  
.  
F  
r  
a  
n  
c  
i  
s  
B  
r  
o  
o  
k  
l  
y  
n

RPI S Opponent St. Francis Brooklyn  
Score

Through Games Of March 7, 2016

| RPI | S | Opponent    | Score |
|-----|---|-------------|-------|
| 347 | N | Norfolk St. | 59 55 |

St. Francis Brooklyn

S  
t  
.  
F  
r  
a  
n  
c  
i  
s  
B  
r  
o  
o  
k  
l  
y  
n

## St. John's (NY)

Through Games Of March 7, 2016

|                   |          |           |                |            |             |               |      |      |       |           |
|-------------------|----------|-----------|----------------|------------|-------------|---------------|------|------|-------|-----------|
| Average RPI Win:  | 149      | WON-LOST  | WINNING        | LAST 10    | STRENGTH OF | OPP. STRENGTH | TEAM | ADJ. | CONF. | ADJ CONF. |
| Average RPI Loss: | 64       | RECORD    | PCT. RANK      | GAMES      | SCHEDULE    | OF SCHEDULE   | RPI  | RPI  | RPI   | RPI       |
| DIV. I ONLY       | 22- 9    | 63        | 6- 4           | 84         | 61          | 43            | 43   | 6    | 6     |           |
| DIV. I NON-CONF.  | 9- 2     | 37        | 0- 0           | 157        | 37          | 32            | 32   | 6    | 6     |           |
| TOTALS            | RPI 1-25 | RPI 26-50 | W-L RECORDS    | RPI 51-100 | RPI 101-150 | RPI 150+      |      |      |       |           |
| 22- 9             | 1- 2     | 3- 2      | OVERALL        | 2- 3       | 4- 1        | 12- 1         |      |      |       |           |
| 11- 3             | 1- 0     | 1- 1      | HOME           | 1- 1       | 1- 1        | 7- 0          |      |      |       |           |
| 10- 6             | 0- 2     | 2- 1      | AWAY           | 1- 2       | 2- 0        | 5- 1          |      |      |       |           |
| 1- 0              | 0- 0     | 0- 0      | NEUTRAL        | 0- 0       | 1- 0        | 0- 0          |      |      |       |           |
| 9- 2              | 1- 2     | 0- 0      | NON-CONFERENCE | 1- 0       | 0- 0        | 7- 0          |      |      |       |           |
| 5- 0              | 1- 0     | 0- 0      | HOME           | 0- 0       | 0- 0        | 4- 0          |      |      |       |           |
| 4- 2              | 0- 2     | 0- 0      | AWAY           | 1- 0       | 0- 0        | 3- 0          |      |      |       |           |
| 0- 0              | 0- 0     | 0- 0      | NEUTRAL        | 0- 0       | 0- 0        | 0- 0          |      |      |       |           |
| 13- 7             | 0- 0     | 3- 2      | CONFERENCE     | 1- 3       | 4- 1        | 5- 1          |      |      |       |           |
| 6- 3              | 0- 0     | 1- 1      | HOME           | 1- 1       | 1- 1        | 3- 0          |      |      |       |           |
| 6- 4              | 0- 0     | 2- 1      | AWAY           | 0- 2       | 2- 0        | 2- 1          |      |      |       |           |
| 1- 0              | 0- 0     | 0- 0      | NEUTRAL        | 0- 0       | 1- 0        | 0- 0          |      |      |       |           |

| RPI 1-25                  |   |            |       | RPI 26-50 |   |            |       | Team's RPI: 43 | RPI 51-100 |   |           |       | RPI 101+ |   |              |       |
|---------------------------|---|------------|-------|-----------|---|------------|-------|----------------|------------|---|-----------|-------|----------|---|--------------|-------|
| RPI                       | S | Opponent   | Score | RPI       | S | Opponent   | Score |                | RPI        | S | Opponent  | Score | RPI      | S | Opponent     | Score |
| 9                         | A | UCLA       | 58 73 | 28        | A | DePaul     | 71 77 |                | 51         | A | Rutgers   | 69 62 | 102      | A | Georgetown   | 65 60 |
| 18                        | A | Duquesne   | 57 76 | 28        | A | DePaul     | 75 66 |                | 54         | A | Villanova | 54 58 | 102      | H | Georgetown   | 63 55 |
| 20                        | H | South Fla. | 74 70 | 28        | H | DePaul     | 61 71 |                | 54         | H | Villanova | 59 71 | 102      | N | Georgetown   | 65 52 |
|                           |   |            |       | 40        | A | Seton Hall | 72 64 |                | 99         | A | Marquette | 64 67 | 110      | A | Creighton    | 66 55 |
|                           |   |            |       | 40        | H | Seton Hall | 71 69 |                | 99         | H | Marquette | 81 77 | 110      | H | Creighton    | 57 64 |
|                           |   |            |       |           |   |            |       |                |            |   |           |       | 156      | H | Yale         | 69 56 |
|                           |   |            |       |           |   |            |       |                |            |   |           |       | 159      | H | Marist       | 61 47 |
|                           |   |            |       |           |   |            |       |                |            |   |           |       | 170      | A | Xavier       | 69 56 |
|                           |   |            |       |           |   |            |       |                |            |   |           |       | 170      | H | Xavier       | 57 41 |
|                           |   |            |       |           |   |            |       |                |            |   |           |       | 180      | A | Butler       | 58 62 |
|                           |   |            |       |           |   |            |       |                |            |   |           |       | 180      | H | Butler       | 68 41 |
|                           |   |            |       |           |   |            |       |                |            |   |           |       | 196      | H | Sacred Heart | 67 54 |
|                           |   |            |       |           |   |            |       |                |            |   |           |       | 200      | H | Fairfield    | 73 54 |
|                           |   |            |       |           |   |            |       |                |            |   |           |       | 220      | A | Kansas       | 86 71 |
|                           |   |            |       |           |   |            |       |                |            |   |           |       | 265      | A | Providence   | 80 61 |
|                           |   |            |       |           |   |            |       |                |            |   |           |       | 265      | H | Providence   | 69 54 |
|                           |   |            |       |           |   |            |       |                |            |   |           |       | 277      | A | UCF          | 70 42 |
|                           |   |            |       |           |   |            |       |                |            |   |           |       | 336      | A | UC Irvine    | 85 63 |
| LAST 12 Division I GAMES: |   |            |       |           |   |            |       |                |            |   |           |       |          |   |              |       |
| 28                        | A | DePaul     | 75 66 | 102       | H | Georgetown | 63 55 |                | 54         | H | Villanova | 59 71 |          |   |              |       |
| 102                       | N | Georgetown | 65 52 | 40        | A | Seton Hall | 72 64 |                | 28         | A | DePaul    | 71 77 |          |   |              |       |
| 110                       | H | Creighton  | 57 64 | 99        | A | Marquette  | 64 67 |                | 99         | A | Marquette | 64 67 |          |   |              |       |
| 265                       | H | Providence | 69 54 | 170       | H | Xavier     | 57 41 |                |            |   |           |       |          |   |              |       |
| 180                       | A | Butler     | 58 62 |           |   |            |       |                |            |   |           |       |          |   |              |       |
| 170                       | A | Xavier     | 69 56 |           |   |            |       |                |            |   |           |       |          |   |              |       |

Non-Div I Games:

St. John's (NY)

■ Loss, 
 ■ Non-Conf, 
 ■ S Site, 
 ■ Home 
 ■ A Away 
 N Neutral

## St. Mary's (CA)

Through Games Of March 7, 2016

|                   |          |           |                |            |             |               |      |      |       |           |
|-------------------|----------|-----------|----------------|------------|-------------|---------------|------|------|-------|-----------|
| Average RPI Win:  | 166      | WON-LOST  | WINNING        | LAST 10    | STRENGTH OF | OPP. STRENGTH | TEAM | ADJ. | CONF. | ADJ CONF. |
| Average RPI Loss: | 95       | RECORD    | PCT. RANK      | GAMES      | SCHEDULE    | OF SCHEDULE   | RPI  | RPI  | RPI   | RPI       |
| DIV. I ONLY       | 24- 7    | 35        | 7- 3           | 112        | 94          | 52            | 52   | 8    | 8     |           |
| DIV. I NON-CONF.  | 9- 2     | 37        | 0- 0           | 160        | 91          | 70            | 70   | 9    | 9     |           |
| TOTALS            | RPI 1-25 | RPI 26-50 | W-L RECORDS    | RPI 51-100 | RPI 101-150 | RPI 150+      |      |      |       |           |
| 24- 7             | 0- 2     | 0- 1      | OVERALL        | 8- 2       | 3- 0        | 13- 2         |      |      |       |           |
| 11- 4             | 0- 1     | 0- 1      | HOME           | 3- 1       | 2- 0        | 6- 1          |      |      |       |           |
| 11- 2             | 0- 1     | 0- 0      | AWAY           | 4- 0       | 1- 0        | 6- 1          |      |      |       |           |
| 2- 1              | 0- 0     | 0- 0      | NEUTRAL        | 1- 1       | 0- 0        | 1- 0          |      |      |       |           |
| 9- 2              | 0- 0     | 0- 1      | NON-CONFERENCE | 3- 0       | 1- 0        | 5- 1          |      |      |       |           |
| 4- 2              | 0- 0     | 0- 1      | HOME           | 1- 0       | 1- 0        | 2- 1          |      |      |       |           |
| 4- 0              | 0- 0     | 0- 0      | AWAY           | 1- 0       | 0- 0        | 3- 0          |      |      |       |           |
| 1- 0              | 0- 0     | 0- 0      | NEUTRAL        | 1- 0       | 0- 0        | 0- 0          |      |      |       |           |
| 15- 5             | 0- 2     | 0- 0      | CONFERENCE     | 5- 2       | 2- 0        | 8- 1          |      |      |       |           |
| 7- 2              | 0- 1     | 0- 0      | HOME           | 2- 1       | 1- 0        | 4- 0          |      |      |       |           |
| 7- 2              | 0- 1     | 0- 0      | AWAY           | 3- 0       | 1- 0        | 3- 1          |      |      |       |           |
| 1- 1              | 0- 0     | 0- 0      | NEUTRAL        | 0- 1       | 0- 0        | 1- 0          |      |      |       |           |

| RPI 1-25                  |   |          |       | RPI 26-50        |    |          |       | RPI 51-100 |   |                |       | Team's RPI: 52   | RPI 101+ |    |                  |       |
|---------------------------|---|----------|-------|------------------|----|----------|-------|------------|---|----------------|-------|------------------|----------|----|------------------|-------|
| RPI                       | S | Opponent | Score | RPI              | S  | Opponent | Score | RPI        | S | Opponent       | Score |                  | RPI      | S  | Opponent         | Score |
| 14                        | A | BYU      | 59 65 | 45               | H  | Missouri | 78 95 | 54         | N | Villanova      | 67 60 |                  | 113      | A  | Gonzaga          | 69 68 |
| 14                        | H | BYU      | 44 65 |                  |    |          |       | 62         | A | Santa Clara    | 78 70 |                  | 113      | H  | Gonzaga          | 66 47 |
|                           |   |          |       |                  |    |          |       | 62         | H | Santa Clara    | 67 73 |                  | 117      | H  | Fresno St.       | 83 81 |
|                           |   |          |       |                  |    |          |       | 80         | A | San Francisco  | 78 68 |                  | 173      | A  | Pacific          | 82 73 |
|                           |   |          |       |                  |    |          |       | 80         | H | San Francisco  | 72 59 |                  | 173      | H  | Pacific          | 83 75 |
|                           |   |          |       |                  |    |          |       | 80         | N | San Francisco  | 65 67 |                  | 181      | A  | Northern Colo.   | 65 52 |
|                           |   |          |       |                  |    |          |       | 82         | A | San Diego      | 73 68 |                  | 187      | H  | UC Davis         | 71 78 |
|                           |   |          |       |                  |    |          |       | 82         | H | San Diego      | 68 60 |                  | 188      | H  | Cal Poly         | 87 83 |
|                           |   |          |       |                  |    |          |       | 85         | A | California     | 64 63 |                  | 189      | H  | San Jose St.     | 91 81 |
|                           |   |          |       |                  |    |          |       | 96         | H | Washington St. | 75 71 |                  | 240      | A  | Loyola Marymount | 91 81 |
|                           |   |          |       |                  |    |          |       |            |   |                |       |                  | 240      | H  | Loyola Marymount | 72 57 |
|                           |   |          |       |                  |    |          |       |            |   |                |       |                  | 240      | N  | Loyola Marymount | 85 71 |
|                           |   |          |       |                  |    |          |       |            |   |                |       |                  | 256      | A  | Wyoming          | 70 64 |
|                           |   |          |       |                  |    |          |       |            |   |                |       |                  | 266      | A  | Pepperdine       | 58 62 |
|                           |   |          |       |                  |    |          |       |            |   |                |       |                  | 266      | H  | Pepperdine       | 88 72 |
|                           |   |          |       |                  |    |          |       |            |   |                |       |                  | 288      | A  | Portland         | 78 51 |
|                           |   |          |       |                  |    |          |       |            |   |                |       |                  | 288      | H  | Portland         | 95 53 |
|                           |   |          |       |                  |    |          |       |            |   |                |       |                  | 299      | A  | CSUN             | 93 59 |
| LAST 12 Division I GAMES: |   |          |       |                  |    |          |       |            |   |                |       |                  |          |    |                  |       |
|                           |   | 80       | N     | San Francisco    | 65 | 67       |       |            |   | 240            | A     | Loyola Marymount | 91       | 81 |                  |       |
|                           |   | 240      | N     | Loyola Marymount | 85 | 71       |       |            |   | 266            | A     | Pepperdine       | 58       | 62 |                  |       |
|                           |   | 80       | H     | San Francisco    | 72 | 59       |       |            |   | 14             | H     | BYU              | 44       | 65 |                  |       |
|                           |   | 62       | A     | Santa Clara      | 78 | 70       |       |            |   | 82             | H     | San Diego        | 68       | 60 |                  |       |
|                           |   | 288      | H     | Portland         | 95 | 53       |       |            |   | 173            | H     | Pacific          | 83       | 75 |                  |       |
|                           |   | 113      | H     | Gonzaga          | 66 | 47       |       |            |   | 288            | A     | Portland         | 78       | 51 |                  |       |

Non-Div I Games:

St. Mary's (CA)

■ Loss, 
 ■ Non-Conf, 
 ■ S Site, 
 ■ Home 
 ■ A Away 
 N Neutral

| Average RPI Win:  | 98       | WON-LOST  | WINNING        | LAST 10    | STRENGTH OF | OPP. STRENGTH | TEAM | ADJ. | CONF. | ADJ CONF. |
|-------------------|----------|-----------|----------------|------------|-------------|---------------|------|------|-------|-----------|
| Average RPI Loss: | 20       | RECORD    | PCT. RANK      | GAMES      | SCHEDULE    | OF SCHEDULE   | RPI  | RPI  | RPI   | RPI       |
| DIV. I ONLY       | 24- 7    | 35        | 8- 2           | 6          | 9           | 10            | 10   | 1    | 1     |           |
| DIV. I NON-CONF.  | 10- 2    | 33        | 0- 0           | 10         | 18          | 4             | 4    | 1    | 1     |           |
| TOTALS            | RPI 1-25 | RPI 26-50 | W-L RECORDS    | RPI 51-100 | RPI 101-150 | RPI 150+      |      |      |       |           |
| 24- 7             | 2- 5     | 3- 1      | OVERALL        | 11- 1      | 3- 0        | 5- 0          |      |      |       |           |
| 13- 2             | 2- 1     | 3- 0      | HOME           | 4- 1       | 1- 0        | 3- 0          |      |      |       |           |
| 8- 4              | 0- 4     | 0- 0      | AWAY           | 4- 0       | 2- 0        | 2- 0          |      |      |       |           |
| 3- 1              | 0- 0     | 0- 1      | NEUTRAL        | 3- 0       | 0- 0        | 0- 0          |      |      |       |           |
| 10- 2             | 1- 1     | 2- 0      | NON-CONFERENCE | 3- 1       | 1- 0        | 3- 0          |      |      |       |           |
| 5- 1              | 1- 0     | 2- 0      | HOME           | 0- 1       | 0- 0        | 2- 0          |      |      |       |           |
| 2- 1              | 0- 1     | 0- 0      | AWAY           | 0- 0       | 1- 0        | 1- 0          |      |      |       |           |
| 3- 0              | 0- 0     | 0- 0      | NEUTRAL        | 3- 0       | 0- 0        | 0- 0          |      |      |       |           |
| 14- 5             | 1- 4     | 1- 1      | CONFERENCE     | 8- 0       | 2- 0        | 2- 0          |      |      |       |           |
| 8- 1              | 1- 1     | 1- 0      | HOME           | 4- 0       | 1- 0        | 1- 0          |      |      |       |           |
| 6- 3              | 0- 3     | 0- 0      | AWAY           | 4- 0       | 1- 0        | 1- 0          |      |      |       |           |
| 0- 1              | 0- 0     | 0- 1      | NEUTRAL        | 0- 0       | 0- 0        | 0- 0          |      |      |       |           |

| RPI                       | S | Opponent          | Score | RPI | S | Opponent    | Score | RPI | S | Opponent            | Score | RPI | S | Opponent        | Score |
|---------------------------|---|-------------------|-------|-----|---|-------------|-------|-----|---|---------------------|-------|-----|---|-----------------|-------|
| 5                         | A | Oregon St.        | 50 58 | 27  | H | Tennessee   | 69 55 | 55  | A | Southern California | 57 47 | 113 | A | Gonzaga         | 65 48 |
| 5                         | H | Oregon St.        | 76 54 | 32  | H | Washington  | 69 53 | 62  | H | Santa Clara         | 58 61 | 122 | A | Arizona         | 59 34 |
| 7                         | A | Texas             | 69 77 | 32  | N | Washington  | 65 73 | 64  | N | Purdue              | 71 65 | 122 | H | Arizona         | 82 58 |
| 9                         | A | UCLA              | 36 56 | 41  | H | Chattanooga | 73 30 | 83  | N | Dayton              | 74 66 | 168 | H | Cornell         | 93 38 |
| 11                        | A | Arizona St.       | 31 49 |     |   |             |       | 84  | A | Oregon              | 64 62 | 187 | A | UC Davis        | 74 45 |
| 11                        | H | Arizona St.       | 61 63 |     |   |             |       | 84  | H | Oregon              | 69 42 | 201 | A | Colorado        | 80 49 |
| 24                        | H | George Washington | 84 63 |     |   |             |       | 85  | A | California          | 60 55 | 201 | H | Colorado        | 71 56 |
|                           |   |                   |       |     |   |             |       | 85  | H | California          | 53 46 | 212 | H | CSU Bakersfield | 83 41 |
|                           |   |                   |       |     |   |             |       | 87  | A | Utah                | 72 54 |     |   |                 |       |
|                           |   |                   |       |     |   |             |       | 87  | H | Utah                | 72 52 |     |   |                 |       |
|                           |   |                   |       |     |   |             |       | 91  | N | Missouri St.        | 82 65 |     |   |                 |       |
|                           |   |                   |       |     |   |             |       | 96  | H | Washington St.      | 69 52 |     |   |                 |       |
| LAST 12 Division I GAMES: |   |                   |       |     |   |             |       |     |   |                     |       |     |   |                 |       |
|                           |   |                   |       | 32  | N | Washington  | 65 73 | 122 | H | Arizona             | 82 58 |     |   |                 |       |
|                           |   |                   |       | 84  | H | Oregon      | 69 42 | 85  | A | California          | 60 55 |     |   |                 |       |
|                           |   |                   |       | 5   | H | Oregon St.  | 76 54 | 85  | H | California          | 53 46 |     |   |                 |       |
|                           |   |                   |       | 87  | A | Utah        | 72 54 | 96  | H | Washington St.      | 69 52 |     |   |                 |       |
|                           |   |                   |       | 201 | A | Colorado    | 80 49 | 32  | H | Washington          | 69 53 |     |   |                 |       |
|                           |   |                   |       | 11  | H | Arizona St. | 61 63 | 9   | A | UCLA                | 36 56 |     |   |                 |       |

Non-Div I Games:

Stanford

■ Loss, 
 ■ Non-Conf, 
 ■ S Site, 
 ■ H Home 
 ■ A Away 
 N Neutral



|                              |          |           |                |             |               |          |      |       |           |
|------------------------------|----------|-----------|----------------|-------------|---------------|----------|------|-------|-----------|
| Average RPI Win: <b>290</b>  | WON-LOST | WINNING   | LAST 10        | STRENGTH OF | OPP. STRENGTH | TEAM     | ADJ. | CONF. | ADJ CONF. |
| Average RPI Loss: <b>127</b> | RECORD   | PCT. RANK | GAMES          | SCHEDULE    | OF SCHEDULE   | RPI      | RPI  | RPI   | RPI       |
| DIV. I ONLY                  | 16- 10   | 107       | 7- 3           | 318         | 265           | 194      | 194  | 29    | 29        |
| DIV. I NON-CONF.             | 6- 5     | 146       | 0- 0           | 286         | 153           | 195      | 195  | 28    | 28        |
| TOTALS                       | RPI 1-25 | RPI 26-50 | W-L RECORDS    | RPI 51-100  | RPI 101-150   | RPI 150+ |      |       |           |
| 16- 10                       | 0- 0     | 0- 2      | OVERALL        | 0- 3        | 0- 1          | 16- 4    |      |       |           |
| 9- 3                         | 0- 0     | 0- 0      | HOME           | 0- 1        | 0- 0          | 9- 2     |      |       |           |
| 7- 5                         | 0- 0     | 0- 2      | AWAY           | 0- 1        | 0- 0          | 7- 2     |      |       |           |
| 0- 2                         | 0- 0     | 0- 0      | NEUTRAL        | 0- 1        | 0- 1          | 0- 0     |      |       |           |
| 6- 5                         | 0- 0     | 0- 2      | NON-CONFERENCE | 0- 1        | 0- 1          | 6- 1     |      |       |           |
| 3- 1                         | 0- 0     | 0- 0      | HOME           | 0- 0        | 0- 0          | 3- 1     |      |       |           |
| 3- 2                         | 0- 0     | 0- 2      | AWAY           | 0- 0        | 0- 0          | 3- 0     |      |       |           |
| 0- 2                         | 0- 0     | 0- 0      | NEUTRAL        | 0- 1        | 0- 1          | 0- 0     |      |       |           |
| 10- 5                        | 0- 0     | 0- 0      | CONFERENCE     | 0- 2        | 0- 0          | 10- 3    |      |       |           |
| 6- 2                         | 0- 0     | 0- 0      | HOME           | 0- 1        | 0- 0          | 6- 1     |      |       |           |
| 4- 3                         | 0- 0     | 0- 0      | AWAY           | 0- 1        | 0- 0          | 4- 2     |      |       |           |
| 0- 0                         | 0- 0     | 0- 0      | NEUTRAL        | 0- 0        | 0- 0          | 0- 0     |      |       |           |

| RPI 1-25                  |   |              | RPI 26-50    |     |   | RPI 51-100    |              |     | RPI 101+ Team's RPI: 194 |                 |              |
|---------------------------|---|--------------|--------------|-----|---|---------------|--------------|-----|--------------------------|-----------------|--------------|
| RPI                       | S | Opponent     | Score        | RPI | S | Opponent      | Score        | RPI | S                        | Opponent        | Score        |
| 27                        | A | Tennessee    | 56 <b>90</b> | 67  | A | FGCU          | 48 <b>61</b> | 145 | N                        | Boise St.       | 65 <b>71</b> |
| 38                        | A | Georgia      | 55 <b>76</b> | 67  | H | FGCU          | 47 <b>60</b> | 152 | A                        | Jacksonville    | 49 <b>69</b> |
|                           |   |              |              | 81  | N | Minnesota     | 69 <b>72</b> | 152 | H                        | Jacksonville    | 66 61        |
|                           |   |              |              |     |   |               |              | 203 | H                        | Hampton         | 68 59        |
|                           |   |              |              |     |   |               |              | 211 | A                        | USC Upstate     | 58 <b>73</b> |
|                           |   |              |              |     |   |               |              | 211 | H                        | USC Upstate     | 56 <b>61</b> |
|                           |   |              |              |     |   |               |              | 244 | A                        | Bethune-Cookman | 62 38        |
|                           |   |              |              |     |   |               |              | 269 | A                        | UNCW            | 52 49        |
|                           |   |              |              |     |   |               |              | 272 | H                        | Georgia St.     | 72 <b>80</b> |
|                           |   |              |              |     |   |               |              | 277 | H                        | UCF             | 83 68        |
|                           |   |              |              |     |   |               |              | 286 | A                        | Kennesaw St.    | 57 54        |
|                           |   |              |              |     |   |               |              | 286 | H                        | Kennesaw St.    | 77 62        |
|                           |   |              |              |     |   |               |              | 286 | H                        | Kennesaw St.    | 74 56        |
|                           |   |              |              |     |   |               |              | 291 | H                        | Ga. Southern    | 79 57        |
|                           |   |              |              |     |   |               |              | 327 | A                        | North Florida   | 67 56        |
|                           |   |              |              |     |   |               |              | 327 | H                        | North Florida   | 81 61        |
|                           |   |              |              |     |   |               |              | 333 | A                        | Lipscomb        | 83 62        |
|                           |   |              |              |     |   |               |              | 333 | H                        | Lipscomb        | 79 75        |
|                           |   |              |              |     |   |               |              | 340 | A                        | Eastern Ill.    | 68 66        |
|                           |   |              |              |     |   |               |              | 342 | A                        | NJIT            | 74 56        |
|                           |   |              |              |     |   |               |              | 342 | H                        | NJIT            | 60 55        |
| LAST 12 Division I GAMES: |   |              |              |     |   |               |              |     |                          |                 |              |
| 286                       | H | Kennesaw St. | 74 56        | 327 | A | North Florida | 67 56        |     |                          |                 |              |
| 67                        | H | FGCU         | 47 <b>60</b> | 152 | H | Jacksonville  | 66 61        |     |                          |                 |              |
| 286                       | H | Kennesaw St. | 77 62        | 327 | H | North Florida | 81 61        |     |                          |                 |              |
| 333                       | H | Lipscomb     | 79 75        | 152 | A | Jacksonville  | 49 <b>69</b> |     |                          |                 |              |
| 342                       | A | NJIT         | 74 56        | 333 | A | Lipscomb      | 83 62        |     |                          |                 |              |
| 211                       | A | USC Upstate  | 58 <b>73</b> | 286 | A | Kennesaw St.  | 57 54        |     |                          |                 |              |

Non-Div I Games: Trinity Baptist 107 30 Armstrong St. 61 45 Flagler 84 47

Stetson

Stony Brook

Through Games Of March 7, 2016

|                   |          |           |                |            |             |               |      |      |       |           |
|-------------------|----------|-----------|----------------|------------|-------------|---------------|------|------|-------|-----------|
| Average RPI Win:  | 239      | WON-LOST  | WINNING        | LAST 10    | STRENGTH OF | OPP. STRENGTH | TEAM | ADJ. | CONF. | ADJ CONF. |
| Average RPI Loss: | 117      | RECORD    | PCT. RANK      | GAMES      | SCHEDULE    | OF SCHEDULE   | RPI  | RPI  | RPI   | RPI       |
| DIV. I ONLY       | 17- 14   | 151       | 3- 7           | 192        | 196         | 157           | 157  | 16   | 16    |           |
| DIV. I NON-CONF.  | 8- 5     | 120       | 0- 0           | 216        | 161         | 132           | 132  | 19   | 19    |           |
| TOTALS            | RPI 1-25 | RPI 26-50 | W-L RECORDS    | RPI 51-100 | RPI 101-150 | RPI 150+      |      |      |       |           |
| 17- 14            | 0- 1     | 0- 3      | OVERALL        | 1- 4       | 1- 0        | 15- 6         |      |      |       |           |
| 9- 5              | 0- 0     | 0- 2      | HOME           | 1- 1       | 1- 0        | 7- 2          |      |      |       |           |
| 7- 8              | 0- 1     | 0- 1      | AWAY           | 0- 2       | 0- 0        | 7- 4          |      |      |       |           |
| 1- 1              | 0- 0     | 0- 0      | NEUTRAL        | 0- 1       | 0- 0        | 1- 0          |      |      |       |           |
| 8- 5              | 0- 1     | 0- 1      | NON-CONFERENCE | 1- 1       | 1- 0        | 6- 2          |      |      |       |           |
| 4- 2              | 0- 0     | 0- 1      | HOME           | 1- 0       | 1- 0        | 2- 1          |      |      |       |           |
| 4- 3              | 0- 1     | 0- 0      | AWAY           | 0- 1       | 0- 0        | 4- 1          |      |      |       |           |
| 0- 0              | 0- 0     | 0- 0      | NEUTRAL        | 0- 0       | 0- 0        | 0- 0          |      |      |       |           |
| 9- 9              | 0- 0     | 0- 2      | CONFERENCE     | 0- 3       | 0- 0        | 9- 4          |      |      |       |           |
| 5- 3              | 0- 0     | 0- 1      | HOME           | 0- 1       | 0- 0        | 5- 1          |      |      |       |           |
| 3- 5              | 0- 0     | 0- 1      | AWAY           | 0- 1       | 0- 0        | 3- 3          |      |      |       |           |
| 1- 1              | 0- 0     | 0- 0      | NEUTRAL        | 0- 1       | 0- 0        | 1- 0          |      |      |       |           |

| RPI 1-25                  |   |          |       | RPI 26-50 |   |                 |       | RPI 51-100 |   |              |       | RPI 101+ Team's RPI: 157 |   |               |       |
|---------------------------|---|----------|-------|-----------|---|-----------------|-------|------------|---|--------------|-------|--------------------------|---|---------------|-------|
| RPI                       | S | Opponent | Score | RPI       | S | Opponent        | Score | RPI        | S | Opponent     | Score | RPI                      | S | Opponent      | Score |
| 13                        | A | Syracuse | 49 64 | 37        | H | St. Bonaventure | 68 73 | 63         | A | Maine        | 52 55 | 101                      | H | Iona          | 58 53 |
|                           |   |          |       | 48        | A | Albany (NY)     | 54 73 | 63         | H | Maine        | 43 60 | 156                      | A | Yale          | 57 62 |
|                           |   |          |       | 48        | H | Albany (NY)     | 49 62 | 63         | N | Maine        | 48 51 | 168                      | A | Cornell       | 58 49 |
|                           |   |          |       |           |   |                 |       | 65         | A | Hofstra      | 66 71 | 176                      | H | Ole Miss      | 57 72 |
|                           |   |          |       |           |   |                 |       | 93         | H | Harvard      | 64 63 | 182                      | A | UMBC          | 69 60 |
|                           |   |          |       |           |   |                 |       |            |   |              |       | 182                      | H | UMBC          | 65 69 |
|                           |   |          |       |           |   |                 |       |            |   |              |       | 217                      | A | Hartford      | 45 42 |
|                           |   |          |       |           |   |                 |       |            |   |              |       | 217                      | H | Hartford      | 58 35 |
|                           |   |          |       |           |   |                 |       |            |   |              |       | 217                      | N | Hartford      | 60 42 |
|                           |   |          |       |           |   |                 |       |            |   |              |       | 219                      | A | Binghamton    | 47 54 |
|                           |   |          |       |           |   |                 |       |            |   |              |       | 219                      | H | Binghamton    | 64 58 |
|                           |   |          |       |           |   |                 |       |            |   |              |       | 231                      | A | New Hampshire | 46 49 |
|                           |   |          |       |           |   |                 |       |            |   |              |       | 231                      | H | New Hampshire | 63 54 |
|                           |   |          |       |           |   |                 |       |            |   |              |       | 247                      | A | Columbia      | 79 71 |
|                           |   |          |       |           |   |                 |       |            |   |              |       | 254                      | H | Morgan St.    | 46 42 |
|                           |   |          |       |           |   |                 |       |            |   |              |       | 276                      | A | Vermont       | 37 44 |
|                           |   |          |       |           |   |                 |       |            |   |              |       | 276                      | H | Vermont       | 73 59 |
|                           |   |          |       |           |   |                 |       |            |   |              |       | 320                      | A | UMass Lowell  | 64 50 |
|                           |   |          |       |           |   |                 |       |            |   |              |       | 320                      | H | UMass Lowell  | 60 46 |
|                           |   |          |       |           |   |                 |       |            |   |              |       | 324                      | H | LIU Brooklyn  | 71 54 |
|                           |   |          |       |           |   |                 |       |            |   |              |       | 338                      | A | Saint Peter's | 69 35 |
|                           |   |          |       |           |   |                 |       |            |   |              |       | 345                      | A | Wagner        | 73 62 |
| LAST 12 Division I GAMES: |   |          |       |           |   |                 |       |            |   |              |       |                          |   |               |       |
|                           |   |          |       | 63        | N | Maine           | 48 51 | 182        | H | UMBC         | 65 69 |                          |   |               |       |
|                           |   |          |       | 217       | N | Hartford        | 60 42 | 217        | A | Hartford     | 45 42 |                          |   |               |       |
|                           |   |          |       | 276       | A | Vermont         | 37 44 | 320        | H | UMass Lowell | 60 46 |                          |   |               |       |
|                           |   |          |       | 63        | H | Maine           | 43 60 | 219        | A | Binghamton   | 47 54 |                          |   |               |       |
|                           |   |          |       | 48        | H | Albany (NY)     | 49 62 | 276        | H | Vermont      | 73 59 |                          |   |               |       |
|                           |   |          |       | 231       | A | New Hampshire   | 46 49 | 63         | A | Maine        | 52 55 |                          |   |               |       |

Non-Div I Games:

Stony Brook

Loss, Non-Conf, S Site, H Home A Away N Neutral

## Syracuse

Through Games Of March 7, 2016

|                   |          |           |                |            |             |               |      |      |       |           |
|-------------------|----------|-----------|----------------|------------|-------------|---------------|------|------|-------|-----------|
| Average RPI Win:  | 128      | WON-LOST  | WINNING        | LAST 10    | STRENGTH OF | OPP. STRENGTH | TEAM | ADJ. | CONF. | ADJ CONF. |
| Average RPI Loss: | 31       | RECORD    | PCT. RANK      | GAMES      | SCHEDULE    | OF SCHEDULE   | RPI  | RPI  | RPI   | RPI       |
| DIV. I ONLY       | 25- 7    | 31        | 9- 1           | 13         | 41          | 13            | 13   | 4    | 4     |           |
| DIV. I NON-CONF.  | 10- 3    | 61        | 0- 0           | 51         | 116         | 44            | 44   | 5    | 5     |           |
| TOTALS            | RPI 1-25 | RPI 26-50 | W-L RECORDS    | RPI 51-100 | RPI 101-150 | RPI 150+      |      |      |       |           |
| 25- 7             | 2- 5     | 5- 1      | OVERALL        | 2- 0       | 7- 0        | 9- 1          |      |      |       |           |
| 14- 2             | 1- 2     | 1- 0      | HOME           | 2- 0       | 3- 0        | 7- 0          |      |      |       |           |
| 7- 4              | 0- 2     | 2- 1      | AWAY           | 0- 0       | 4- 0        | 1- 1          |      |      |       |           |
| 4- 1              | 1- 1     | 2- 0      | NEUTRAL        | 0- 0       | 0- 0        | 1- 0          |      |      |       |           |
| 10- 3             | 0- 2     | 1- 1      | NON-CONFERENCE | 1- 0       | 0- 0        | 8- 0          |      |      |       |           |
| 7- 1              | 0- 1     | 0- 0      | HOME           | 1- 0       | 0- 0        | 6- 0          |      |      |       |           |
| 1- 2              | 0- 1     | 0- 1      | AWAY           | 0- 0       | 0- 0        | 1- 0          |      |      |       |           |
| 2- 0              | 0- 0     | 1- 0      | NEUTRAL        | 0- 0       | 0- 0        | 1- 0          |      |      |       |           |
| 15- 4             | 2- 3     | 4- 0      | CONFERENCE     | 1- 0       | 7- 0        | 1- 1          |      |      |       |           |
| 7- 1              | 1- 1     | 1- 0      | HOME           | 1- 0       | 3- 0        | 1- 0          |      |      |       |           |
| 6- 2              | 0- 1     | 2- 0      | AWAY           | 0- 0       | 4- 0        | 0- 1          |      |      |       |           |
| 2- 1              | 1- 1     | 1- 0      | NEUTRAL        | 0- 0       | 0- 0        | 0- 0          |      |      |       |           |

| RPI                       | S | Opponent                | Score | RPI | S | Opponent                | Score | RPI | S | Opponent     | Score | RPI | S | Opponent       | Score |
|---------------------------|---|-------------------------|-------|-----|---|-------------------------|-------|-----|---|--------------|-------|-----|---|----------------|-------|
| 1                         | A | Notre Dame              | 62 90 | 26  | A | Miami (FL)              | 57 51 | 72  | H | Georgia Tech | 71 52 | 109 | A | Virginia       | 91 57 |
| 1                         | N | Notre Dame              | 57 68 | 27  | A | Tennessee               | 55 57 | 79  | H | Drexel       | 83 62 | 118 | A | Boston College | 71 55 |
| 8                         | A | Maryland                | 64 82 | 32  | N | Washington              | 66 62 |     |   |              |       | 118 | H | Boston College | 62 61 |
| 11                        | H | Arizona St.             | 54 61 | 47  | H | Duke                    | 86 50 |     |   |              |       | 120 | H | Virginia Tech  | 60 39 |
| 15                        | H | Louisville              | 53 71 | 50  | A | North Carolina St.      | 55 52 |     |   |              |       | 125 | A | Pittsburgh     | 70 56 |
| 15                        | N | Louisville              | 80 75 | 50  | N | North Carolina St.      | 80 61 |     |   |              |       | 125 | H | Pittsburgh     | 71 48 |
| 16                        | H | Florida St.             | 83 73 |     |   |                         |       |     |   |              |       | 139 | A | Wake Forest    | 91 65 |
|                           |   |                         |       |     |   |                         |       |     |   |              |       | 152 | H | Jacksonville   | 65 49 |
|                           |   |                         |       |     |   |                         |       |     |   |              |       | 153 | A | North Carolina | 73 77 |
|                           |   |                         |       |     |   |                         |       |     |   |              |       | 157 | H | Stony Brook    | 64 49 |
|                           |   |                         |       |     |   |                         |       |     |   |              |       | 161 | N | Fordham        | 76 54 |
|                           |   |                         |       |     |   |                         |       |     |   |              |       | 191 | H | UTRGV          | 91 32 |
|                           |   |                         |       |     |   |                         |       |     |   |              |       | 213 | A | Rhode Island   | 57 54 |
|                           |   |                         |       |     |   |                         |       |     |   |              |       | 246 | H | Coppin St.     | 88 56 |
|                           |   |                         |       |     |   |                         |       |     |   |              |       | 254 | H | Morgan St.     | 90 61 |
|                           |   |                         |       |     |   |                         |       |     |   |              |       | 258 | H | Clemson        | 83 62 |
|                           |   |                         |       |     |   |                         |       |     |   |              |       | 328 | H | Howard         | 97 48 |
| LAST 12 Division I GAMES: |   |                         |       |     |   |                         |       |     |   |              |       |     |   |                |       |
|                           |   | 1 N Notre Dame          | 57 68 |     |   | 50 A North Carolina St. | 55 52 |     |   |              |       |     |   |                |       |
|                           |   | 15 N Louisville         | 80 75 |     |   | 109 A Virginia          | 91 57 |     |   |              |       |     |   |                |       |
|                           |   | 50 N North Carolina St. | 80 61 |     |   | 72 H Georgia Tech       | 71 52 |     |   |              |       |     |   |                |       |
|                           |   | 118 A Boston College    | 71 55 |     |   | 258 H Clemson           | 83 62 |     |   |              |       |     |   |                |       |
|                           |   | 125 A Pittsburgh        | 70 56 |     |   | 26 A Miami (FL)         | 57 51 |     |   |              |       |     |   |                |       |
|                           |   | 16 H Florida St.        | 83 73 |     |   | 118 H Boston College    | 62 61 |     |   |              |       |     |   |                |       |

Non-Div I Games:

Syracuse

■ Loss, 
 ■ Non-Conf, 
 ■ S Site, 
 ■ Home 
 ■ A Away 
 N Neutral

| Through Games Of March 7, 2016 |          |           |                |            |             |               |      |      |       |
|--------------------------------|----------|-----------|----------------|------------|-------------|---------------|------|------|-------|
| TCU                            |          |           |                |            |             |               |      |      |       |
| Average RPI Win:               | 193      | WON-LOST  | WINNING        | LAST 10    | STRENGTH OF | OPP. STRENGTH | TEAM | ADJ. | CONF. |
| Average RPI Loss:              | 44       | RECORD    | PCT. RANK      | GAMES      | SCHEDULE    | OF SCHEDULE   | RPI  | RPI  | RPI   |
| DIV. I ONLY                    | 16- 14   | 154       | 4- 6           | 75         | 29          | 107           | 107  | 3    | 3     |
| DIV. I NON-CONF.               | 8- 3     | 77        | 0- 0           | 241        | 210         | 129           | 129  | 3    | 3     |
| -----                          |          |           |                |            |             |               |      |      |       |
| TOTALS                         | RPI 1-25 | RPI 26-50 | W-L RECORDS    | RPI 51-100 | RPI 101-150 | RPI 150+      |      |      |       |
| 16- 14                         | 0- 8     | 2- 4      | OVERALL        | 0- 0       | 4- 0        | 10- 2         |      |      |       |
| 12- 5                          | 0- 4     | 2- 1      | HOME           | 0- 0       | 2- 0        | 8- 0          |      |      |       |
| 4- 8                           | 0- 4     | 0- 3      | AWAY           | 0- 0       | 2- 0        | 2- 1          |      |      |       |
| 0- 1                           | 0- 0     | 0- 0      | NEUTRAL        | 0- 0       | 0- 0        | 0- 1          |      |      |       |
| 8- 3                           | 0- 2     | 0- 0      | NON-CONFERENCE | 0- 0       | 0- 0        | 8- 1          |      |      |       |
| 7- 1                           | 0- 1     | 0- 0      | HOME           | 0- 0       | 0- 0        | 7- 0          |      |      |       |
| 1- 2                           | 0- 1     | 0- 0      | AWAY           | 0- 0       | 0- 0        | 1- 1          |      |      |       |
| 0- 0                           | 0- 0     | 0- 0      | NEUTRAL        | 0- 0       | 0- 0        | 0- 0          |      |      |       |
| 8- 11                          | 0- 6     | 2- 4      | CONFERENCE     | 0- 0       | 4- 0        | 2- 1          |      |      |       |
| 5- 4                           | 0- 3     | 2- 1      | HOME           | 0- 0       | 2- 0        | 1- 0          |      |      |       |
| 3- 6                           | 0- 3     | 0- 3      | AWAY           | 0- 0       | 2- 0        | 1- 0          |      |      |       |
| 0- 1                           | 0- 0     | 0- 0      | NEUTRAL        | 0- 0       | 0- 0        | 0- 1          |      |      |       |

T  
C  
U

| RPI 1-25 |   |               |
|----------|---|---------------|
| RPI      | S | Opponent      |
| 1        | H | Notre Dame    |
| 2        | A | Baylor        |
| 2        | H | Baylor        |
| 7        | A | Texas         |
| 7        | H | Texas         |
| 19       | A | Texas A&M     |
| 22       | A | West Virginia |
| 22       | H | West Virginia |

| RPI 26-50 |   |              |
|-----------|---|--------------|
| RPI       | S | Opponent     |
| 29        | A | Oklahoma     |
| 29        | H | Oklahoma     |
| 30        | A | Oklahoma St. |
| 30        | H | Oklahoma St. |
| 49        | A | Kansas St.   |
| 49        | H | Kansas St.   |

| RPI 51-100 |   |              |
|------------|---|--------------|
| RPI        | S | Opponent     |
| 64         | A | Oklahoma     |
| 65         | H | Oklahoma     |
| 52         | A | Oklahoma St. |
| 79         | H | Oklahoma St. |
| 49         | A | Kansas St.   |
| 87         | H | Kansas St.   |

| RPI 101+ |   |                 | Team's RPI: | 107 |
|----------|---|-----------------|-------------|-----|
| RPI      | S | Opponent        | Score       |     |
| 128      | A | Iowa St.        | 72          | 62  |
| 128      | H | Iowa St.        | 79          | 69  |
| 138      | A | Texas Tech      | 78          | 69  |
| 138      | H | Texas Tech      | 69          | 48  |
| 180      | A | Butler          | 53          | 65  |
| 191      | H | UTRGV           | 71          | 67  |
| 195      | A | SMU             | 89          | 79  |
| 199      | H | SFA             | 88          | 55  |
| 220      | A | Kansas          | 70          | 44  |
| 220      | H | Kansas          | 55          | 52  |
| 220      | N | Kansas          | 64          | 81  |
| 237      | H | Sam Houston St. | 85          | 59  |
| 274      | H | La.-Monroe      | 80          | 42  |
| 278      | H | Prairie View    | 69          | 60  |
| 331      | H | New Orleans     | 85          | 36  |
| 335      | H | Southern Utah   | 76          | 47  |

T  
C  
U

| LAST 12 Division I GAMES: |   |               |    |    |     |
|---------------------------|---|---------------|----|----|-----|
| 220                       | N | Kansas        | 64 | 81 | 128 |
| 220                       | H | Kansas        | 55 | 52 | 2   |
| 7                         | A | Texas         | 58 | 71 | 29  |
| 22                        | A | West Virginia | 72 | 83 | 30  |
| 30                        | H | Oklahoma St.  | 79 | 65 | 128 |
| 220                       | A | Kansas        | 70 | 44 | 22  |
| 128                       | H | Iowa St.      | 79 | 69 |     |
| 2                         | H | Baylor        | 75 | 81 |     |
| 29                        | A | Oklahoma      | 64 | 77 |     |
| 30                        | A | Oklahoma St.  | 52 | 80 |     |
| 128                       | A | Iowa St.      | 72 | 62 |     |
| 22                        | H | West Virginia | 84 | 97 |     |

Non-Div I Games:

TCU

|                   |          |           |                |            |             |               |      |      |       |           |
|-------------------|----------|-----------|----------------|------------|-------------|---------------|------|------|-------|-----------|
| Average RPI Win:  | 182      | WON-LOST  | WINNING        | LAST 10    | STRENGTH OF | OPP. STRENGTH | TEAM | ADJ. | CONF. | ADJ CONF. |
| Average RPI Loss: | 60       | RECORD    | PCT. RANK      | GAMES      | SCHEDULE    | OF SCHEDULE   | RPI  | RPI  | RPI   | RPI       |
| DIV. I ONLY       | 20- 11   | 84        | 6- 4           | 83         | 76          | 71            | 71   | 9    | 9     |           |
| DIV. I NON-CONF.  | 6- 5     | 146       | 0- 0           | 45         | 54          | 103           | 103  | 7    | 7     |           |
| TOTALS            | RPI 1-25 | RPI 26-50 | W-L RECORDS    | RPI 51-100 | RPI 101-150 | RPI 150+      |      |      |       |           |
| 20- 11            | 2- 5     | 0- 1      | OVERALL        | 3- 2       | 2- 2        | 13- 1         |      |      |       |           |
| 12- 3             | 2- 1     | 0- 1      | HOME           | 2- 0       | 1- 1        | 7- 0          |      |      |       |           |
| 7- 7              | 0- 2     | 0- 0      | AWAY           | 1- 1       | 1- 0        | 5- 0          |      |      |       |           |
| 1- 1              | 0- 1     | 0- 0      | NEUTRAL        | 0- 0       | 0- 0        | 1- 0          |      |      |       |           |
| 6- 5              | 1- 1     | 0- 1      | NON-CONFERENCE | 1- 2       | 0- 1        | 4- 0          |      |      |       |           |
| 4- 2              | 1- 0     | 0- 1      | HOME           | 1- 0       | 0- 1        | 2- 0          |      |      |       |           |
| 2- 3              | 0- 1     | 0- 0      | AWAY           | 0- 2       | 0- 0        | 2- 0          |      |      |       |           |
| 0- 0              | 0- 0     | 0- 0      | NEUTRAL        | 0- 0       | 0- 0        | 0- 0          |      |      |       |           |
| 14- 6             | 1- 4     | 0- 0      | CONFERENCE     | 2- 0       | 2- 1        | 9- 1          |      |      |       |           |
| 8- 1              | 1- 1     | 0- 0      | HOME           | 1- 0       | 1- 0        | 5- 0          |      |      |       |           |
| 5- 4              | 0- 2     | 0- 0      | AWAY           | 1- 0       | 1- 1        | 3- 1          |      |      |       |           |
| 1- 1              | 0- 1     | 0- 0      | NEUTRAL        | 0- 0       | 0- 0        | 1- 0          |      |      |       |           |

| RPI S Opponent Score      | RPI 26-50                 | RPI 51-100 Team's RPI: 71 | RPI 101+                   |
|---------------------------|---------------------------|---------------------------|----------------------------|
| 3 A UConn 49 104          | 36 H Penn 54 60           | 51 A Rutgers 51 61        | 111 A Memphis 97 100       |
| 3 H UConn 60 85           |                           | 54 H Villanova 61 55      | 111 H Memphis 82 58        |
| 16 A Florida St. 47 75    |                           | 73 A Tulane 72 54         | 115 H Saint Joseph's 67 70 |
| 20 A South Fla. 62 76     |                           | 73 H Tulane 72 67         | 149 A East Carolina 83 63  |
| 20 H South Fla. 68 66     |                           | 86 A Quinnipiac 56 58     | 161 A Fordham 57 44        |
| 20 N South Fla. 46 64     |                           |                           | 193 H Tulsa 66 46          |
| 23 H Florida 97 91        |                           |                           | 193 N Tulsa 78 52          |
|                           |                           |                           | 195 A SMU 67 69            |
|                           |                           |                           | 195 H SMU 55 35            |
|                           |                           |                           | 196 H Sacred Heart 92 62   |
|                           |                           |                           | 239 A Cincinnati 74 49     |
|                           |                           |                           | 239 H Cincinnati 74 51     |
|                           |                           |                           | 277 A UCF 71 63            |
|                           |                           |                           | 277 H UCF 78 64            |
|                           |                           |                           | 280 A La Salle 77 48       |
|                           |                           |                           | 285 A Houston 75 66        |
|                           |                           |                           | 285 H Houston 78 48        |
|                           |                           |                           | 322 H Delaware St. 100 59  |
| LAST 12 Division I GAMES: |                           |                           |                            |
| 20 N South Fla. 46 64     | 3 H UConn 60 85           |                           |                            |
| 193 N Tulsa 78 52         | 285 H Houston 78 48       |                           |                            |
| 277 H UCF 78 64           | 239 A Cincinnati 74 49    |                           |                            |
| 20 A South Fla. 62 76     | 20 H South Fla. 68 66     |                           |                            |
| 73 H Tulane 72 67         | 195 H SMU 55 35           |                           |                            |
| 111 A Memphis 97 100      | 149 A East Carolina 83 63 |                           |                            |

Non-Div I Games:

Temple

## Tennessee

Through Games Of March 7, 2016

|                   |          |           |                |            |             |               |      |      |       |           |
|-------------------|----------|-----------|----------------|------------|-------------|---------------|------|------|-------|-----------|
| Average RPI Win:  | 100      | WON-LOST  | WINNING        | LAST 10    | STRENGTH OF | OPP. STRENGTH | TEAM | ADJ. | CONF. | ADJ CONF. |
| Average RPI Loss: | 51       | RECORD    | PCT. RANK      | GAMES      | SCHEDULE    | OF SCHEDULE   | RPI  | RPI  | RPI   | RPI       |
| DIV. I ONLY       | 19- 13   | 119       | 5- 5           | 1          | 20          | 27            | 27   | 2    | 2     |           |
| DIV. I NON-CONF.  | 9- 4     | 95        | 0- 0           | 2          | 29          | 8             | 8    | 2    | 2     |           |
| TOTALS            | RPI 1-25 | RPI 26-50 | W-L RECORDS    | RPI 51-100 | RPI 101-150 | RPI 150+      |      |      |       |           |
| 19- 13            | 3- 9     | 4- 0      | OVERALL        | 4- 0       | 3- 3        | 5- 1          |      |      |       |           |
| 13- 4             | 1- 3     | 3- 0      | HOME           | 3- 0       | 2- 1        | 4- 0          |      |      |       |           |
| 4- 8              | 1- 5     | 1- 0      | AWAY           | 1- 0       | 0- 2        | 1- 1          |      |      |       |           |
| 2- 1              | 1- 1     | 0- 0      | NEUTRAL        | 0- 0       | 1- 0        | 0- 0          |      |      |       |           |
| 9- 4              | 2- 3     | 2- 0      | NON-CONFERENCE | 1- 0       | 1- 1        | 3- 0          |      |      |       |           |
| 7- 2              | 1- 1     | 2- 0      | HOME           | 1- 0       | 1- 1        | 2- 0          |      |      |       |           |
| 2- 2              | 1- 2     | 0- 0      | AWAY           | 0- 0       | 0- 0        | 1- 0          |      |      |       |           |
| 0- 0              | 0- 0     | 0- 0      | NEUTRAL        | 0- 0       | 0- 0        | 0- 0          |      |      |       |           |
| 10- 9             | 1- 6     | 2- 0      | CONFERENCE     | 3- 0       | 2- 2        | 2- 1          |      |      |       |           |
| 6- 2              | 0- 2     | 1- 0      | HOME           | 2- 0       | 1- 0        | 2- 0          |      |      |       |           |
| 2- 6              | 0- 3     | 1- 0      | AWAY           | 1- 0       | 0- 2        | 0- 1          |      |      |       |           |
| 2- 1              | 1- 1     | 0- 0      | NEUTRAL        | 0- 0       | 1- 0        | 0- 0          |      |      |       |           |

| RPI                       | S | Opponent             | Score | RPI | S | Opponent           | Score | Team's RPI: 27 | RPI | S | Opponent     | Score  | RPI | S | Opponent      | Score |
|---------------------------|---|----------------------|-------|-----|---|--------------------|-------|----------------|-----|---|--------------|--------|-----|---|---------------|-------|
| 1                         | A | Notre Dame           | 66 79 | 38  | H | Georgia            | 80 60 |                | 57  | H | Auburn       | 79 52  | 120 | H | Virginia Tech | 43 57 |
| 4                         | H | South Carolina       | 56 62 | 41  | H | Chattanooga        | 59 57 |                | 74  | A | Vanderbilt   | 69 51  | 121 | A | LSU           | 56 57 |
| 5                         | A | Oregon St.           | 53 50 | 45  | A | Missouri           | 71 55 |                | 74  | H | Vanderbilt   | 58 49  | 131 | H | Penn St.      | 74 66 |
| 7                         | H | Texas                | 53 64 | 48  | H | Albany (NY)        | 63 55 |                | 98  | H | Central Ark. | 102 47 | 140 | A | Arkansas      | 59 64 |
| 10                        | A | Stanford             | 55 69 |     |   |                    |       |                |     |   |              |        | 140 | H | Arkansas      | 75 57 |
| 12                        | A | Kentucky             | 63 64 |     |   |                    |       |                |     |   |              |        | 140 | N | Arkansas      | 68 51 |
| 13                        | H | Syracuse             | 57 55 |     |   |                    |       |                |     |   |              |        | 160 | A | Alabama       | 46 54 |
| 19                        | A | Texas A&M            | 71 76 |     |   |                    |       |                |     |   |              |        | 160 | H | Alabama       | 70 42 |
| 19                        | N | Texas A&M            | 70 60 |     |   |                    |       |                |     |   |              |        | 166 | H | ETSU          | 85 49 |
| 21                        | A | Mississippi St.      | 63 65 |     |   |                    |       |                |     |   |              |        | 176 | H | Ole Miss      | 57 51 |
| 21                        | N | Mississippi St.      | 48 58 |     |   |                    |       |                |     |   |              |        | 194 | H | Stetson       | 90 56 |
| 23                        | H | Florida              | 66 74 |     |   |                    |       |                |     |   |              |        | 290 | A | Wichita St.   | 58 51 |
| LAST 12 Division I GAMES: |   |                      |       |     |   |                    |       |                |     |   |              |        |     |   |               |       |
|                           |   | 21 N Mississippi St. | 48 58 |     |   | 176 H Ole Miss     | 57 51 |                |     |   |              |        |     |   |               |       |
|                           |   | 19 N Texas A&M       | 70 60 |     |   | 4 H South Carolina | 56 62 |                |     |   |              |        |     |   |               |       |
|                           |   | 140 N Arkansas       | 68 51 |     |   | 74 A Vanderbilt    | 69 51 |                |     |   |              |        |     |   |               |       |
|                           |   | 38 H Georgia         | 80 60 |     |   | 19 A Texas A&M     | 71 76 |                |     |   |              |        |     |   |               |       |
|                           |   | 160 A Alabama        | 46 54 |     |   | 140 H Arkansas     | 75 57 |                |     |   |              |        |     |   |               |       |
|                           |   | 121 A LSU            | 56 57 |     |   | 160 H Alabama      | 70 42 |                |     |   |              |        |     |   |               |       |

Non-Div I Games:

Tennessee

■ Loss, 
■ Non-Conf, 
■ S Site, 
■ H Home 
■ A Away 
N Neutral

## Tennessee St.

## Through Games Of March 7, 2016

|                   |          |           |                |            |             |               |      |      |       |           |
|-------------------|----------|-----------|----------------|------------|-------------|---------------|------|------|-------|-----------|
| Average RPI Win:  | 275      | WON-LOST  | WINNING        | LAST 10    | STRENGTH OF | OPP. STRENGTH | TEAM | ADJ. | CONF. | ADJ CONF. |
| Average RPI Loss: | 149      | RECORD    | PCT. RANK      | GAMES      | SCHEDULE    | OF SCHEDULE   | RPI  | RPI  | RPI   | RPI       |
| DIV. I ONLY       | 10- 18   | 250       | 3- 7           | 200        | 244         | 257           | 257  | 24   | 24    |           |
| DIV. I NON-CONF.  | 3- 8     | 258       | 0- 0           | 109        | 148         | 218           | 218  | 24   | 24    |           |
| TOTALS            | RPI 1-25 | RPI 26-50 | W-L RECORDS    | RPI 51-100 | RPI 101-150 | RPI 150+      |      |      |       |           |
| 10- 18            | 0- 2     | 0- 1      | OVERALL        | 0- 3       | 1- 3        | 9- 9          |      |      |       |           |
| 7- 3              | 0- 0     | 0- 0      | HOME           | 0- 1       | 1- 0        | 6- 2          |      |      |       |           |
| 2- 12             | 0- 2     | 0- 1      | AWAY           | 0- 1       | 0- 3        | 2- 5          |      |      |       |           |
| 1- 3              | 0- 0     | 0- 0      | NEUTRAL        | 0- 1       | 0- 0        | 1- 2          |      |      |       |           |
| 3- 8              | 0- 2     | 0- 1      | NON-CONFERENCE | 0- 0       | 0- 2        | 3- 3          |      |      |       |           |
| 2- 0              | 0- 0     | 0- 0      | HOME           | 0- 0       | 0- 0        | 2- 0          |      |      |       |           |
| 0- 6              | 0- 2     | 0- 1      | AWAY           | 0- 0       | 0- 2        | 0- 1          |      |      |       |           |
| 1- 2              | 0- 0     | 0- 0      | NEUTRAL        | 0- 0       | 0- 0        | 1- 2          |      |      |       |           |
| 7- 10             | 0- 0     | 0- 0      | CONFERENCE     | 0- 3       | 1- 1        | 6- 6          |      |      |       |           |
| 5- 3              | 0- 0     | 0- 0      | HOME           | 0- 1       | 1- 0        | 4- 2          |      |      |       |           |
| 2- 6              | 0- 0     | 0- 0      | AWAY           | 0- 1       | 0- 1        | 2- 4          |      |      |       |           |
| 0- 1              | 0- 0     | 0- 0      | NEUTRAL        | 0- 1       | 0- 0        | 0- 0          |      |      |       |           |

| RPI 1-25                  |   |                 |       | RPI 26-50        |    |          |       | RPI 51-100 |     |          |                  | RPI 101+ Team's RPI: 257 |    |                   |       |
|---------------------------|---|-----------------|-------|------------------|----|----------|-------|------------|-----|----------|------------------|--------------------------|----|-------------------|-------|
| RPI                       | S | Opponent        | Score | RPI              | S  | Opponent | Score | RPI        | S   | Opponent | Score            | RPI                      | S  | Opponent          | Score |
| 12                        | A | Kentucky        | 39 81 | 46               | A  | Indiana  | 56 88 | 78         | A   | Belmont  | 65 80            | 106                      | A  | UT Martin         | 50 77 |
| 21                        | A | Mississippi St. | 54 82 |                  |    |          |       | 78         | H   | Belmont  | 51 71            | 126                      | A  | Youngstown St.    | 58 69 |
|                           |   |                 |       |                  |    |          |       | 78         | N   | Belmont  | 60 68            | 136                      | A  | Southern Ill.     | 70 79 |
|                           |   |                 |       |                  |    |          |       |            |     |          |                  | 147                      | H  | SIUE              | 73 61 |
|                           |   |                 |       |                  |    |          |       |            |     |          |                  | 164                      | N  | Fla. Atlantic     | 64 69 |
|                           |   |                 |       |                  |    |          |       |            |     |          |                  | 177                      | A  | Eastern Ky.       | 67 78 |
|                           |   |                 |       |                  |    |          |       |            |     |          |                  | 177                      | H  | Eastern Ky.       | 66 70 |
|                           |   |                 |       |                  |    |          |       |            |     |          |                  | 179                      | A  | Illinois          | 43 98 |
|                           |   |                 |       |                  |    |          |       |            |     |          |                  | 223                      | N  | Utah St.          | 46 63 |
|                           |   |                 |       |                  |    |          |       |            |     |          |                  | 230                      | A  | Southeast Mo. St. | 65 75 |
|                           |   |                 |       |                  |    |          |       |            |     |          |                  | 234                      | H  | Texas Southern    | 72 56 |
|                           |   |                 |       |                  |    |          |       |            |     |          |                  | 251                      | N  | Alabama St.       | 74 64 |
|                           |   |                 |       |                  |    |          |       |            |     |          |                  | 264                      | H  | Murray St.        | 69 58 |
|                           |   |                 |       |                  |    |          |       |            |     |          |                  | 270                      | H  | Austin Peay       | 66 58 |
|                           |   |                 |       |                  |    |          |       |            |     |          |                  | 279                      | A  | Tennessee Tech    | 60 70 |
|                           |   |                 |       |                  |    |          |       |            |     |          |                  | 279                      | H  | Tennessee Tech    | 56 64 |
|                           |   |                 |       |                  |    |          |       |            |     |          |                  | 298                      | A  | Jacksonville St.  | 55 69 |
|                           |   |                 |       |                  |    |          |       |            |     |          |                  | 298                      | H  | Jacksonville St.  | 50 40 |
|                           |   |                 |       |                  |    |          |       |            |     |          |                  | 306                      | A  | Morehead St.      | 68 60 |
|                           |   |                 |       |                  |    |          |       |            |     |          |                  | 306                      | H  | Morehead St.      | 78 76 |
|                           |   |                 |       |                  |    |          |       |            |     |          |                  | 333                      | H  | Lipscomb          | 77 65 |
|                           |   |                 |       |                  |    |          |       |            |     |          |                  | 340                      | A  | Eastern Ill.      | 62 53 |
| LAST 12 Division I GAMES: |   |                 |       |                  |    |          |       |            |     |          |                  |                          |    |                   |       |
|                           |   | 78              | N     | Belmont          | 60 | 68       |       |            | 306 | H        | Morehead St.     | 78                       | 76 |                   |       |
|                           |   | 78              | H     | Belmont          | 51 | 71       |       |            | 177 | H        | Eastern Ky.      | 66                       | 70 |                   |       |
|                           |   | 306             | A     | Morehead St.     | 68 | 60       |       |            | 298 | A        | Jacksonville St. | 55                       | 69 |                   |       |
|                           |   | 298             | H     | Jacksonville St. | 50 | 40       |       |            | 106 | A        | UT Martin        | 50                       | 77 |                   |       |
|                           |   | 177             | A     | Eastern Ky.      | 67 | 78       |       |            | 78  | A        | Belmont          | 65                       | 80 |                   |       |
|                           |   | 279             | H     | Tennessee Tech   | 56 | 64       |       |            | 279 | A        | Tennessee Tech   | 60                       | 70 |                   |       |

Non-Div I Games: Lane 75 44 North Ala. 58 40

Tennessee St.

Loss, Non-Conf, S Site, H Home A Away N Neutral

## Tennessee Tech

Through Games Of March 7, 2016

|                   |          |           |                |            |             |               |      |      |       |           |
|-------------------|----------|-----------|----------------|------------|-------------|---------------|------|------|-------|-----------|
| Average RPI Win:  | 284      | WON-LOST  | WINNING        | LAST 10    | STRENGTH OF | OPP. STRENGTH | TEAM | ADJ. | CONF. | ADJ CONF. |
| Average RPI Loss: | 157      | RECORD    | PCT. RANK      | GAMES      | SCHEDULE    | OF SCHEDULE   | RPI  | RPI  | RPI   | RPI       |
| DIV. I ONLY       | 10- 19   | 258       | 5- 5           | 249        | 227         | 279           | 279  | 24   | 24    |           |
| DIV. I NON-CONF.  | 4- 9     | 245       | 0- 0           | 188        | 132         | 259           | 259  | 24   | 24    |           |
| TOTALS            | RPI 1-25 | RPI 26-50 | W-L RECORDS    | RPI 51-100 | RPI 101-150 | RPI 150+      |      |      |       |           |
| 10- 19            | 0- 1     | 0- 2      | OVERALL        | 0- 3       | 0- 4        | 10- 9         |      |      |       |           |
| 7- 9              | 0- 1     | 0- 1      | HOME           | 0- 1       | 0- 2        | 7- 4          |      |      |       |           |
| 3- 10             | 0- 0     | 0- 1      | AWAY           | 0- 2       | 0- 2        | 3- 5          |      |      |       |           |
| 0- 0              | 0- 0     | 0- 0      | NEUTRAL        | 0- 0       | 0- 0        | 0- 0          |      |      |       |           |
| 4- 9              | 0- 1     | 0- 2      | NON-CONFERENCE | 0- 1       | 0- 2        | 4- 3          |      |      |       |           |
| 3- 5              | 0- 1     | 0- 1      | HOME           | 0- 0       | 0- 1        | 3- 2          |      |      |       |           |
| 1- 4              | 0- 0     | 0- 1      | AWAY           | 0- 1       | 0- 1        | 1- 1          |      |      |       |           |
| 0- 0              | 0- 0     | 0- 0      | NEUTRAL        | 0- 0       | 0- 0        | 0- 0          |      |      |       |           |
| 6- 10             | 0- 0     | 0- 0      | CONFERENCE     | 0- 2       | 0- 2        | 6- 6          |      |      |       |           |
| 4- 4              | 0- 0     | 0- 0      | HOME           | 0- 1       | 0- 1        | 4- 2          |      |      |       |           |
| 2- 6              | 0- 0     | 0- 0      | AWAY           | 0- 1       | 0- 1        | 2- 4          |      |      |       |           |
| 0- 0              | 0- 0     | 0- 0      | NEUTRAL        | 0- 0       | 0- 0        | 0- 0          |      |      |       |           |

| RPI 1-25                  |   |                  |       | RPI 26-50 |   |                  |       | RPI 51-100 |   |                   |       | RPI 101+ Team's RPI: 279 |   |                   |       |
|---------------------------|---|------------------|-------|-----------|---|------------------|-------|------------|---|-------------------|-------|--------------------------|---|-------------------|-------|
| RPI                       | S | Opponent         | Score | RPI       | S | Opponent         | Score | RPI        | S | Opponent          | Score | RPI                      | S | Opponent          | Score |
| 15                        | H | Louisville       | 54 76 | 38        | A | Georgia          | 48 81 | 66         | A | Middle Tenn.      | 53 69 | 106                      | A | UT Martin         | 53 67 |
|                           |   |                  |       | 39        | H | Arkansas St.     | 55 77 | 78         | A | Belmont           | 49 70 | 114                      | H | Mercer            | 47 63 |
|                           |   |                  |       |           |   |                  |       | 78         | H | Belmont           | 79 80 | 147                      | H | SIUE              | 68 83 |
|                           |   |                  |       |           |   |                  |       |            |   |                   |       | 150                      | A | Northern Ky.      | 62 88 |
|                           |   |                  |       |           |   |                  |       |            |   |                   |       | 170                      | A | Xavier            | 47 64 |
|                           |   |                  |       |           |   |                  |       |            |   |                   |       | 171                      | H | Southern Miss.    | 57 69 |
|                           |   |                  |       |           |   |                  |       |            |   |                   |       | 177                      | A | Eastern Ky.       | 77 72 |
|                           |   |                  |       |           |   |                  |       |            |   |                   |       | 177                      | H | Eastern Ky.       | 67 71 |
|                           |   |                  |       |           |   |                  |       |            |   |                   |       | 230                      | H | Southeast Mo. St. | 57 60 |
|                           |   |                  |       |           |   |                  |       |            |   |                   |       | 257                      | A | Tennessee St.     | 64 56 |
|                           |   |                  |       |           |   |                  |       |            |   |                   |       | 257                      | H | Tennessee St.     | 70 60 |
|                           |   |                  |       |           |   |                  |       |            |   |                   |       | 258                      | H | Clemson           | 53 71 |
|                           |   |                  |       |           |   |                  |       |            |   |                   |       | 264                      | A | Murray St.        | 50 56 |
|                           |   |                  |       |           |   |                  |       |            |   |                   |       | 270                      | A | Austin Peay       | 75 91 |
|                           |   |                  |       |           |   |                  |       |            |   |                   |       | 272                      | H | Georgia St.       | 72 65 |
|                           |   |                  |       |           |   |                  |       |            |   |                   |       | 290                      | H | Wichita St.       | 54 48 |
|                           |   |                  |       |           |   |                  |       |            |   |                   |       | 298                      | A | Jacksonville St.  | 46 55 |
|                           |   |                  |       |           |   |                  |       |            |   |                   |       | 298                      | H | Jacksonville St.  | 51 49 |
|                           |   |                  |       |           |   |                  |       |            |   |                   |       | 306                      | A | Morehead St.      | 71 75 |
|                           |   |                  |       |           |   |                  |       |            |   |                   |       | 306                      | H | Morehead St.      | 77 69 |
|                           |   |                  |       |           |   |                  |       |            |   |                   |       | 311                      | A | UNCG              | 73 64 |
|                           |   |                  |       |           |   |                  |       |            |   |                   |       | 333                      | H | Lipscomb          | 81 70 |
|                           |   |                  |       |           |   |                  |       |            |   |                   |       | 340                      | H | Eastern Ill.      | 81 74 |
| LAST 12 Division I GAMES: |   |                  |       |           |   |                  |       |            |   |                   |       |                          |   |                   |       |
| 177                       | H | Eastern Ky.      | 67 71 | 78        | H | Belmont          | 79 80 | 306        | A | Morehead St.      | 71 75 | 177                      | A | Eastern Ky.       | 77 72 |
| 78                        | A | Belmont          | 49 70 | 257       | H | Tennessee St.    | 70 60 | 230        | H | Southeast Mo. St. | 57 60 | 106                      | A | UT Martin         | 53 67 |
| 306                       | H | Morehead St.     | 77 69 | 257       | A | Tennessee St.    | 64 56 |            |   |                   |       |                          |   |                   |       |
| 298                       | H | Jacksonville St. | 51 49 | 298       | A | Jacksonville St. | 46 55 |            |   |                   |       |                          |   |                   |       |

Non-Div I Games:

Tennessee Tech

■ Loss, 
■ Non-Conf, 
■ S Site, 
■ H Home 
■ A Away 
N Neutral



|                   |          |           |                |            |             |               |      |      |       |           |
|-------------------|----------|-----------|----------------|------------|-------------|---------------|------|------|-------|-----------|
| Average RPI Win:  | 115      | WON-LOST  | WINNING        | LAST 10    | STRENGTH OF | OPP. STRENGTH | TEAM | ADJ. | CONF. | ADJ CONF. |
| Average RPI Loss: | 9        | RECORD    | PCT. RANK      | GAMES      | SCHEDULE    | OF SCHEDULE   | RPI  | RPI  | RPI   | RPI       |
| DIV. I ONLY       | 28- 4    | 11        | 7- 3           | 29         | 6           | 7             | 7    | 3    | 3     |           |
| DIV. I NON-CONF.  | 11- 0    | 1         | 0- 0           | 123        | 16          | 10            | 10   | 3    | 3     |           |
| TOTALS            | RPI 1-25 | RPI 26-50 | W-L RECORDS    | RPI 51-100 | RPI 101-150 | RPI 150+      |      |      |       |           |
| 28- 4             | 5- 3     | 6- 1      | OVERALL        | 0- 0       | 9- 0        | 8- 0          |      |      |       |           |
| 15- 1             | 3- 1     | 3- 0      | HOME           | 0- 0       | 4- 0        | 5- 0          |      |      |       |           |
| 10- 2             | 1- 0     | 3- 0      | AWAY           | 0- 0       | 4- 0        | 2- 0          |      |      |       |           |
| 3- 1              | 1- 1     | 0- 0      | NEUTRAL        | 0- 0       | 1- 0        | 1- 0          |      |      |       |           |
| 11- 0             | 2- 0     | 1- 0      | NON-CONFERENCE | 0- 0       | 3- 0        | 5- 0          |      |      |       |           |
| 7- 0              | 2- 0     | 0- 0      | HOME           | 0- 0       | 1- 0        | 4- 0          |      |      |       |           |
| 3- 0              | 0- 0     | 1- 0      | AWAY           | 0- 0       | 1- 0        | 1- 0          |      |      |       |           |
| 1- 0              | 0- 0     | 0- 0      | NEUTRAL        | 0- 0       | 1- 0        | 0- 0          |      |      |       |           |
| 17- 4             | 3- 3     | 5- 1      | CONFERENCE     | 0- 0       | 6- 0        | 3- 0          |      |      |       |           |
| 8- 1              | 1- 1     | 3- 0      | HOME           | 0- 0       | 3- 0        | 1- 0          |      |      |       |           |
| 7- 2              | 1- 1     | 2- 1      | AWAY           | 0- 0       | 3- 0        | 1- 0          |      |      |       |           |
| 2- 1              | 1- 1     | 0- 0      | NEUTRAL        | 0- 0       | 0- 0        | 1- 0          |      |      |       |           |

| RPI 1-25 |   |                 |       | Team's RPI: 7 |   | RPI 26-50    |       |     |   | RPI 51-100 |       |     |   | RPI 101+         |       |  |  |
|----------|---|-----------------|-------|---------------|---|--------------|-------|-----|---|------------|-------|-----|---|------------------|-------|--|--|
| RPI      | S | Opponent        | Score | RPI           | S | Opponent     | Score | RPI | S | Opponent   | Score | RPI | S | Opponent         | Score |  |  |
| 2        | A | Baylor          | 48 74 | 27            | A | Tennessee    | 64 53 |     |   |            |       | 104 | A | Little Rock      | 66 56 |  |  |
| 2        | H | Baylor          | 67 80 | 29            | A | Oklahoma     | 56 74 |     |   |            |       | 107 | A | TCU              | 65 58 |  |  |
| 2        | N | Baylor          | 63 79 | 29            | H | Oklahoma     | 83 76 |     |   |            |       | 107 | H | TCU              | 71 58 |  |  |
| 10       | H | Stanford        | 77 69 | 30            | A | Oklahoma St. | 78 48 |     |   |            |       | 116 | H | Northwestern St. | 86 33 |  |  |
| 21       | H | Mississippi St. | 53 47 | 30            | H | Oklahoma St. | 70 55 |     |   |            |       | 128 | A | Iowa St.         | 65 49 |  |  |
| 22       | A | West Virginia   | 65 54 | 49            | A | Kansas St.   | 66 51 |     |   |            |       | 128 | H | Iowa St.         | 75 54 |  |  |
| 22       | H | West Virginia   | 73 50 | 49            | H | Kansas St.   | 58 51 |     |   |            |       | 138 | A | Texas Tech       | 76 55 |  |  |
| 22       | N | West Virginia   | 67 51 |               |   |              |       |     |   |            |       | 138 | H | Texas Tech       | 86 62 |  |  |
|          |   |                 |       |               |   |              |       |     |   |            |       |     |   |                  |       |  |  |
|          |   |                 |       |               |   |              |       |     |   |            |       |     |   |                  |       |  |  |
|          |   |                 |       |               |   |              |       |     |   |            |       |     |   |                  |       |  |  |
|          |   |                 |       |               |   |              |       |     |   |            |       |     |   |                  |       |  |  |
|          |   |                 |       |               |   |              |       |     |   |            |       |     |   |                  |       |  |  |
|          |   |                 |       |               |   |              |       |     |   |            |       |     |   |                  |       |  |  |
|          |   |                 |       |               |   |              |       |     |   |            |       |     |   |                  |       |  |  |
|          |   |                 |       |               |   |              |       |     |   |            |       |     |   |                  |       |  |  |
|          |   |                 |       |               |   |              |       |     |   |            |       |     |   |                  |       |  |  |
|          |   |                 |       |               |   |              |       |     |   |            |       |     |   |                  |       |  |  |
|          |   |                 |       |               |   |              |       |     |   |            |       |     |   |                  |       |  |  |
|          |   |                 |       |               |   |              |       |     |   |            |       |     |   |                  |       |  |  |
|          |   |                 |       |               |   |              |       |     |   |            |       |     |   |                  |       |  |  |
|          |   |                 |       |               |   |              |       |     |   |            |       |     |   |                  |       |  |  |
|          |   |                 |       |               |   |              |       |     |   |            |       |     |   |                  |       |  |  |
|          |   |                 |       |               |   |              |       |     |   |            |       |     |   |                  |       |  |  |
|          |   |                 |       |               |   |              |       |     |   |            |       |     |   |                  |       |  |  |
|          |   |                 |       |               |   |              |       |     |   |            |       |     |   |                  |       |  |  |
|          |   |                 |       |               |   |              |       |     |   |            |       |     |   |                  |       |  |  |
|          |   |                 |       |               |   |              |       |     |   |            |       |     |   |                  |       |  |  |
|          |   |                 |       |               |   |              |       |     |   |            |       |     |   |                  |       |  |  |
|          |   |                 |       |               |   |              |       |     |   |            |       |     |   |                  |       |  |  |
|          |   |                 |       |               |   |              |       |     |   |            |       |     |   |                  |       |  |  |
|          |   |                 |       |               |   |              |       |     |   |            |       |     |   |                  |       |  |  |
|          |   |                 |       |               |   |              |       |     |   |            |       |     |   |                  |       |  |  |
|          |   |                 |       |               |   |              |       |     |   |            |       |     |   |                  |       |  |  |
|          |   |                 |       |               |   |              |       |     |   |            |       |     |   |                  |       |  |  |
|          |   |                 |       |               |   |              |       |     |   |            |       |     |   |                  |       |  |  |
|          |   |                 |       |               |   |              |       |     |   |            |       |     |   |                  |       |  |  |
|          |   |                 |       |               |   |              |       |     |   |            |       |     |   |                  |       |  |  |
|          |   |                 |       |               |   |              |       |     |   |            |       |     |   |                  |       |  |  |
|          |   |                 |       |               |   |              |       |     |   |            |       |     |   |                  |       |  |  |
|          |   |                 |       |               |   |              |       |     |   |            |       |     |   |                  |       |  |  |
|          |   |                 |       |               |   |              |       |     |   |            |       |     |   |                  |       |  |  |
|          |   |                 |       |               |   |              |       |     |   |            |       |     |   |                  |       |  |  |
|          |   |                 |       |               |   |              |       |     |   |            |       |     |   |                  |       |  |  |
|          |   |                 |       |               |   |              |       |     |   |            |       |     |   |                  |       |  |  |
|          |   |                 |       |               |   |              |       |     |   |            |       |     |   |                  |       |  |  |
|          |   |                 |       |               |   |              |       |     |   |            |       |     |   |                  |       |  |  |
|          |   |                 |       |               |   |              |       |     |   |            |       |     |   |                  |       |  |  |
|          |   |                 |       |               |   |              |       |     |   |            |       |     |   |                  |       |  |  |
|          |   |                 |       |               |   |              |       |     |   |            |       |     |   |                  |       |  |  |
|          |   |                 |       |               |   |              |       |     |   |            |       |     |   |                  |       |  |  |
|          |   |                 |       |               |   |              |       |     |   |            |       |     |   |                  |       |  |  |
|          |   |                 |       |               |   |              |       |     |   |            |       |     |   |                  |       |  |  |
|          |   |                 |       |               |   |              |       |     |   |            |       |     |   |                  |       |  |  |
|          |   |                 |       |               |   |              |       |     |   |            |       |     |   |                  |       |  |  |
|          |   |                 |       |               |   |              |       |     |   |            |       |     |   |                  |       |  |  |
|          |   |                 |       |               |   |              |       |     |   |            |       |     |   |                  |       |  |  |
|          |   |                 |       |               |   |              |       |     |   |            |       |     |   |                  |       |  |  |
|          |   |                 |       |               |   |              |       |     |   |            |       |     |   |                  |       |  |  |
|          |   |                 |       |               |   |              |       |     |   |            |       |     |   |                  |       |  |  |
|          |   |                 |       |               |   |              |       |     |   |            |       |     |   |                  |       |  |  |
|          |   |                 |       |               |   |              |       |     |   |            |       |     |   |                  |       |  |  |
|          |   |                 |       |               |   |              |       |     |   |            |       |     |   |                  |       |  |  |
|          |   |                 |       |               |   |              |       |     |   |            |       |     |   |                  |       |  |  |
|          |   |                 |       |               |   |              |       |     |   |            |       |     |   |                  |       |  |  |
|          |   |                 |       |               |   |              |       |     |   |            |       |     |   |                  |       |  |  |
|          |   |                 |       |               |   |              |       |     |   |            |       |     |   |                  |       |  |  |
|          |   |                 |       |               |   |              |       |     |   |            |       |     |   |                  |       |  |  |
|          |   |                 |       |               |   |              |       |     |   |            |       |     |   |                  |       |  |  |
|          |   |                 |       |               |   |              |       |     |   |            |       |     |   |                  |       |  |  |
|          |   |                 |       |               |   |              |       |     |   |            |       |     |   |                  |       |  |  |
|          |   |                 |       |               |   |              |       |     |   |            |       |     |   |                  |       |  |  |
|          |   |                 |       |               |   |              |       |     |   |            |       |     |   |                  |       |  |  |
|          |   |                 |       |               |   |              |       |     |   |            |       |     |   |                  |       |  |  |
|          |   |                 |       |               |   |              |       |     |   |            |       |     |   |                  |       |  |  |
|          |   |                 |       |               |   |              |       |     |   |            |       |     |   |                  |       |  |  |
|          |   |                 |       |               |   |              |       |     |   |            |       |     |   |                  |       |  |  |
|          |   |                 |       |               |   |              |       |     |   |            |       |     |   |                  |       |  |  |
|          |   |                 |       |               |   |              |       |     |   |            |       |     |   |                  |       |  |  |
|          |   |                 |       |               |   |              |       |     |   |            |       |     |   |                  |       |  |  |
|          |   |                 |       |               |   |              |       |     |   |            |       |     |   |                  |       |  |  |
|          |   |                 |       |               |   |              |       |     |   |            |       |     |   |                  |       |  |  |
|          |   |                 |       |               |   |              |       |     |   |            |       |     |   |                  |       |  |  |
|          |   |                 |       |               |   |              |       |     |   |            |       |     |   |                  |       |  |  |
|          |   |                 |       |               |   |              |       |     |   |            |       |     |   |                  |       |  |  |
|          |   |                 |       |               |   |              |       |     |   |            |       |     |   |                  |       |  |  |
|          |   |                 |       |               |   |              |       |     |   |            |       |     |   |                  |       |  |  |
|          |   |                 |       |               |   |              |       |     |   |            |       |     |   |                  |       |  |  |
|          |   |                 |       |               |   |              |       |     |   |            |       |     |   |                  |       |  |  |
|          |   |                 |       |               |   |              |       |     |   |            |       |     |   |                  |       |  |  |
|          |   |                 |       |               |   |              |       |     |   |            |       |     |   |                  |       |  |  |
|          |   |                 |       |               |   |              |       |     |   |            |       |     |   |                  |       |  |  |
|          |   |                 |       |               |   |              |       |     |   |            |       |     |   |                  |       |  |  |
|          |   |                 |       |               |   |              |       |     |   |            |       |     |   |                  |       |  |  |
|          |   |                 |       |               |   |              |       |     |   |            |       |     |   |                  |       |  |  |
|          |   |                 |       |               |   |              |       |     |   |            |       |     |   |                  |       |  |  |
|          |   |                 |       |               |   |              |       |     |   |            |       |     |   |                  |       |  |  |
|          |   |                 |       |               |   |              |       |     |   |            |       |     |   |                  |       |  |  |
|          |   |                 |       |               |   |              |       |     |   |            |       |     |   |                  |       |  |  |
|          |   |                 |       |               |   |              |       |     |   |            |       |     |   |                  |       |  |  |
|          |   |                 |       |               |   |              |       |     |   |            |       |     |   |                  |       |  |  |
|          |   |                 |       |               |   |              |       |     |   |            |       |     |   |                  |       |  |  |
|          |   |                 |       |               |   |              |       |     |   |            |       |     |   |                  |       |  |  |
|          |   |                 |       |               |   |              |       |     |   |            |       |     |   |                  |       |  |  |
|          |   |                 |       |               |   |              |       |     |   |            |       |     |   |                  |       |  |  |
|          |   |                 |       |               |   |              |       |     |   |            |       |     |   |                  |       |  |  |
|          |   |                 |       |               |   |              |       |     |   |            |       |     |   |                  |       |  |  |
|          |   |                 |       |               |   |              |       |     |   |            |       |     |   |                  |       |  |  |
|          |   |                 |       |               |   |              |       |     |   |            |       |     |   |                  |       |  |  |
|          |   |                 |       |               |   |              |       |     |   |            |       |     |   |                  |       |  |  |
|          |   |                 |       |               |   |              |       |     |   |            |       |     |   |                  |       |  |  |
|          |   |                 |       |               |   |              |       |     |   |            |       |     |   |                  |       |  |  |
|          |   |                 |       |               |   |              |       |     |   |            |       |     |   |                  |       |  |  |
|          |   |                 |       |               |   |              |       |     |   |            |       |     |   |                  |       |  |  |
|          |   |                 |       |               |   |              |       |     |   |            |       |     |   |                  |       |  |  |
|          |   |                 |       |               |   |              |       |     |   |            |       |     |   |                  |       |  |  |
|          |   |                 |       |               |   |              |       |     |   |            |       |     |   |                  |       |  |  |
|          |   |                 |       |               |   |              |       |     |   |            |       |     |   |                  |       |  |  |
|          |   |                 |       |               |   |              |       |     |   |            |       |     |   |                  |       |  |  |
|          |   |                 |       |               |   |              |       |     |   |            |       |     |   |                  |       |  |  |
|          |   |                 |       |               |   |              |       |     |   |            |       |     |   |                  |       |  |  |
|          |   |                 |       |               |   |              |       |     |   |            |       |     |   |                  |       |  |  |
|          |   |                 |       |               |   |              |       |     |   |            |       |     |   |                  |       |  |  |
|          |   |                 |       |               |   |              |       |     |   |            |       |     |   |                  |       |  |  |
|          |   |                 |       |               |   |              |       |     |   |            |       |     |   |                  |       |  |  |
|          |   |                 |       |               |   |              |       |     |   |            |       |     |   |                  |       |  |  |
|          |   |                 |       |               |   |              |       |     |   |            |       |     |   |                  |       |  |  |
|          |   |                 |       |               |   |              |       |     |   |            |       |     |   |                  |       |  |  |
|          |   |                 |       |               |   |              |       |     |   |            |       |     |   |                  |       |  |  |
|          |   |                 |       |               |   |              |       |     |   |            |       |     |   |                  |       |  |  |
|          |   |                 |       |               |   |              |       |     |   |            |       |     |   |                  |       |  |  |
|          |   |                 |       |               |   |              |       |     |   |            |       |     |   |                  |       |  |  |
|          |   |                 |       |               |   |              |       |     |   |            |       |     |   |                  |       |  |  |
|          |   |                 |       |               |   |              |       |     |   |            |       |     |   |                  |       |  |  |
|          |   |                 |       |               |   |              |       |     |   |            |       |     |   |                  |       |  |  |
|          |   |                 |       |               |   |              |       |     |   |            |       |     |   |                  |       |  |  |
|          |   |                 |       |               |   |              |       |     |   |            |       |     |   |                  |       |  |  |
|          |   |                 |       |               |   |              |       |     |   |            |       |     |   |                  |       |  |  |
|          |   |                 |       |               |   |              |       |     |   |            |       |     |   |                  |       |  |  |
|          |   |                 |       |               |   |              |       |     |   |            |       |     |   |                  |       |  |  |
|          |   |                 |       |               |   |              |       |     |   |            |       |     |   |                  |       |  |  |
|          |   |                 |       |               |   |              |       |     |   |            |       |     |   |                  |       |  |  |
|          |   |                 |       |               |   |              |       |     |   |            |       |     |   |                  |       |  |  |
|          |   |                 |       |               |   |              |       |     |   |            |       |     |   |                  |       |  |  |
|          |   |                 |       |               |   |              |       |     |   |            |       |     |   |                  |       |  |  |
|          |   |                 |       |               |   |              |       |     |   |            |       |     |   |                  |       |  |  |
|          |   |                 |       |               |   |              |       |     |   |            |       |     |   |                  |       |  |  |
|          |   |                 |       |               |   |              |       |     |   |            |       |     |   |                  |       |  |  |
|          |   |                 |       |               |   |              |       |     |   |            |       |     |   |                  |       |  |  |
|          |   |                 |       |               |   |              |       |     |   |            |       |     |   |                  |       |  |  |
|          |   |                 |       |               |   |              |       |     |   |            |       |     |   |                  |       |  |  |
|          |   |                 |       |               |   |              |       |     |   |            |       |     |   |                  |       |  |  |
|          |   |                 |       |               |   |              |       |     |   |            |       |     |   |                  |       |  |  |
|          |   |                 |       |               |   |              |       |     |   |            |       |     |   |                  |       |  |  |
|          |   |                 |       |               |   |              |       |     |   |            |       |     |   |                  |       |  |  |
|          |   |                 |       |               |   |              |       |     |   |            |       |     |   |                  |       |  |  |
|          |   |                 |       |               |   |              |       |     |   |            |       |     |   |                  |       |  |  |
|          |   |                 |       |               |   |              |       |     |   |            |       |     |   |                  |       |  |  |
|          |   |                 |       |               |   |              |       |     |   |            |       |     |   |                  |       |  |  |
|          |   |                 |       |               |   |              |       |     |   |            |       |     |   |                  |       |  |  |
|          |   |                 |       |               |   |              |       |     |   |            |       |     |   |                  |       |  |  |
|          |   |                 |       |               |   |              |       |     |   |            |       |     |   |                  |       |  |  |
|          |   |                 |       |               |   |              |       |     |   |            |       |     |   |                  |       |  |  |
|          |   |                 |       |               |   |              |       |     |   |            |       |     |   |                  |       |  |  |
|          |   |                 |       |               |   |              |       |     |   |            |       |     |   |                  |       |  |  |
|          |   |                 |       |               |   |              |       |     |   |            |       |     |   |                  |       |  |  |
|          |   |                 |       |               |   |              |       |     |   |            |       |     |   |                  |       |  |  |
|          |   |                 |       |               |   |              |       |     |   |            |       |     |   |                  |       |  |  |
|          |   |                 |       |               |   |              |       |     |   |            |       |     |   |                  |       |  |  |
|          |   |                 |       |               |   |              |       |     |   |            |       |     |   |                  |       |  |  |
|          |   |                 |       |               |   |              |       |     |   |            |       |     |   |                  |       |  |  |
|          |   |                 |       |               |   |              |       |     |   |            |       |     |   |                  |       |  |  |
|          |   |                 |       |               |   |              |       |     |   |            |       |     |   |                  |       |  |  |
|          |   |                 |       |               |   |              |       |     |   |            |       |     |   |                  |       |  |  |
|          |   |                 |       |               |   |              |       |     |   |            |       |     |   |                  |       |  |  |
|          |   |                 |       |               |   |              |       |     |   |            |       |     |   |                  |       |  |  |
|          |   |                 |       |               |   |              |       |     |   |            |       |     |   |                  |       |  |  |
|          |   |                 |       |               |   |              |       |     |   |            |       |     |   |                  |       |  |  |
|          |   |                 |       |               |   |              |       |     |   |            |       |     |   |                  |       |  |  |
|          |   |                 |       |               |   |              |       |     |   |            |       |     |   |                  |       |  |  |
|          |   |                 |       |               |   |              |       |     |   |            |       |     |   |                  |       |  |  |
|          |   |                 |       |               |   |              |       |     |   |            |       |     |   |                  |       |  |  |
|          |   |                 |       |               |   |              |       |     |   |            |       |     |   |                  |       |  |  |
|          |   |                 |       |               |   |              |       |     |   |            |       |     |   |                  |       |  |  |
|          |   |                 |       |               |   |              |       |     |   |            |       |     |   |                  |       |  |  |
|          |   |                 |       |               |   |              |       |     |   |            |       |     |   |                  |       |  |  |
|          |   |                 |       |               |   |              |       |     |   |            |       |     |   |                  |       |  |  |
|          |   |                 |       |               |   |              |       |     |   |            |       |     |   |                  |       |  |  |
|          |   |                 |       |               |   |              |       |     |   |            |       |     |   |                  |       |  |  |
|          |   |                 |       |               |   |              |       |     |   |            |       |     |   |                  |       |  |  |
|          |   |                 |       |               |   |              |       |     |   |            |       |     |   |                  |       |  |  |
|          |   |                 |       |               |   |              |       |     |   |            |       |     |   |                  |       |  |  |
|          |   |                 |       |               |   |              |       |     |   |            |       |     |   |                  |       |  |  |
|          |   |                 |       |               |   |              |       |     |   |            |       |     |   |                  |       |  |  |
|          |   |                 |       |               |   |              |       |     |   |            |       |     |   |                  |       |  |  |
|          |   |                 |       |               |   |              |       |     |   |            |       |     |   |                  |       |  |  |
|          |   |                 |       |               |   |              |       |     |   |            |       |     |   |                  |       |  |  |
|          |   |                 |       |               |   |              |       |     |   |            |       |     |   |                  |       |  |  |
|          |   |                 |       |               |   |              |       |     |   |            |       |     |   |                  |       |  |  |
|          |   |                 |       |               |   |              |       |     |   |            |       |     |   |                  |       |  |  |
|          |   |                 |       |               |   |              |       |     |   |            |       |     |   |                  |       |  |  |
|          |   |                 |       |               |   |              |       |     |   |            |       |     |   |                  |       |  |  |
|          |   |                 |       |               |   |              |       |     |   |            |       |     |   |                  |       |  |  |
|          |   |                 |       |               |   |              |       |     |   |            |       |     |   |                  |       |  |  |
|          |   |                 |       |               |   |              |       |     |   |            |       |     |   |                  |       |  |  |
|          |   |                 |       |               |   |              |       |     |   |            |       |     |   |                  |       |  |  |
|          |   |                 |       |               |   |              |       |     |   |            |       |     |   |                  |       |  |  |
|          |   |                 |       |               |   |              |       |     |   |            |       |     |   |                  |       |  |  |
|          |   |                 |       |               |   |              |       |     |   |            |       |     |   |                  |       |  |  |
|          |   |                 |       |               |   |              |       |     |   |            |       |     |   |                  |       |  |  |
|          |   |                 |       |               |   |              |       |     |   |            |       |     |   |                  |       |  |  |
|          |   |                 |       |               |   |              |       |     |   |            |       |     |   |                  |       |  |  |
|          |   |                 |       |               |   |              |       |     |   |            |       |     |   |                  |       |  |  |
|          |   |                 |       |               |   |              |       |     |   |            |       |     |   |                  |       |  |  |
|          |   |                 |       |               |   |              |       |     |   |            |       |     |   |                  |       |  |  |
|          |   |                 |       |               |   |              |       |     |   |            |       |     |   |                  |       |  |  |
|          |   |                 |       |               |   |              |       |     |   |            |       |     |   |                  |       |  |  |
|          |   |                 |       |               |   |              |       |     |   |            |       |     |   |                  |       |  |  |
|          |   |                 |       |               |   |              |       |     |   |            |       |     |   |                  |       |  |  |
|          |   |                 |       |               |   |              |       |     |   |            |       |     |   |                  |       |  |  |
|          |   |                 |       |               |   |              |       |     |   |            |       |     |   |                  |       |  |  |
|          |   |                 |       |               |   |              |       |     |   |            |       |     |   |                  |       |  |  |
|          |   |                 |       |               |   |              |       |     |   |            |       |     |   |                  |       |  |  |
|          |   |                 |       |               |   |              |       |     |   |            |       |     |   |                  |       |  |  |
|          |   |                 |       |               |   |              |       |     |   |            |       |     |   |                  |       |  |  |
|          |   |                 |       |               |   |              |       |     |   |            |       |     |   |                  |       |  |  |
|          |   |                 |       |               |   |              |       |     |   |            |       |     |   |                  |       |  |  |
|          |   |                 |       |               |   |              |       |     |   |            |       |     |   |                  |       |  |  |
|          |   |                 |       |               |   |              |       |     |   |            |       |     |   |                  |       |  |  |
|          |   |                 |       |               |   |              |       |     |   |            |       |     |   |                  |       |  |  |
|          |   |                 |       |               |   |              |       |     |   |            |       |     |   |                  |       |  |  |
|          |   |                 |       |               |   |              |       |     |   |            |       |     |   |                  |       |  |  |
|          |   |                 |       |               |   |              |       |     |   |            |       |     |   |                  |       |  |  |
|          |   |                 |       |               |   |              |       |     |   |            |       |     |   |                  |       |  |  |
|          |   |                 |       |               |   |              |       |     |   |            |       |     |   |                  |       |  |  |
|          |   |                 |       |               |   |              |       |     |   |            |       |     |   |                  |       |  |  |
|          |   |                 |       |               |   |              |       |     |   |            |       |     |   |                  |       |  |  |
|          |   |                 |       |               |   |              |       |     |   |            |       |     |   |                  |       |  |  |
|          |   |                 |       |               |   |              |       |     |   |            |       |     |   |                  |       |  |  |
|          |   |                 |       |               |   |              |       |     |   |            |       |     |   |                  |       |  |  |
|          |   |                 |       |               |   |              |       |     |   |            |       |     |   |                  |       |  |  |
|          |   |                 |       |               |   |              |       |     |   |            |       |     |   |                  |       |  |  |
|          |   |                 |       |               |   |              |       |     |   |            |       |     |   |                  |       |  |  |
|          |   |                 |       |               |   |              |       |     |   |            |       |     |   |                  |       |  |  |
|          |   |                 |       |               |   |              |       |     |   |            |       |     |   |                  |       |  |  |
|          |   |                 |       |               |   |              |       |     |   |            |       |     |   |                  |       |  |  |
|          |   |                 |       |               |   |              |       |     |   |            |       |     |   |                  |       |  |  |
|          |   |                 |       |               |   |              |       |     |   |            |       |     |   |                  |       |  |  |
|          |   |                 |       |               |   |              |       |     |   |            |       |     |   |                  |       |  |  |
|          |   |                 |       |               |   |              |       |     |   |            |       |     |   |                  |       |  |  |
|          |   |                 |       |               |   |              |       |     |   |            |       |     |   |                  |       |  |  |
|          |   |                 |       |               |   |              |       |     |   |            |       |     |   |                  |       |  |  |
|          |   |                 |       |               |   |              |       |     |   |            |       |     |   |                  |       |  |  |
|          |   |                 |       |               |   |              |       |     |   |            |       |     |   |                  |       |  |  |
|          |   |                 |       |               |   |              |       |     |   |            |       |     |   |                  |       |  |  |
|          |   |                 |       |               |   |              |       |     |   |            |       |     |   |                  |       |  |  |
|          |   |                 |       |               |   |              |       |     |   |            |       |     |   |                  |       |  |  |
|          |   |                 |       |               |   |              |       |     |   |            |       |     |   |                  |       |  |  |
|          |   |                 |       |               |   |              |       |     |   |            |       |     |   |                  |       |  |  |
|          |   |                 |       |               |   |              |       |     |   |            |       |     |   |                  |       |  |  |
|          |   |                 |       |               |   |              |       |     |   |            |       |     |   |                  |       |  |  |
|          |   |                 |       |               |   |              |       |     |   |            |       |     |   |                  |       |  |  |
|          |   |                 |       |               |   |              |       |     |   |            |       |     |   |                  |       |  |  |
|          |   |                 |       |               |   |              |       |     |   |            |       |     |   |                  |       |  |  |
|          |   |                 |       |               |   |              |       |     |   |            |       |     |   |                  |       |  |  |
|          |   |                 |       |               |   |              |       |     |   |            |       |     |   |                  |       |  |  |
|          |   |                 |       |               |   |              |       |     |   |            |       |     |   |                  |       |  |  |
|          |   |                 |       |               |   |              |       |     |   |            |       |     |   |                  |       |  |  |
|          |   |                 |       |               |   |              |       |     |   |            |       |     |   |                  |       |  |  |
|          |   |                 |       |               |   |              |       |     |   |            |       |     |   |                  |       |  |  |
|          |   |                 |       |               |   |              |       |     |   |            |       |     |   |                  |       |  |  |
|          |   |                 |       |               |   |              |       |     |   |            |       |     |   |                  |       |  |  |
|          |   |                 |       |               |   |              |       |     |   |            |       |     |   |                  |       |  |  |
|          |   |                 |       |               |   |              |       |     |   |            |       |     |   |                  |       |  |  |
|          |   |                 |       |               |   |              |       |     |   |            |       |     |   |                  |       |  |  |
|          |   |                 |       |               |   |              |       |     |   |            |       |     |   |                  |       |  |  |
|          |   |                 |       |               |   |              |       |     |   |            |       |     |   |                  |       |  |  |
|          |   |                 |       |               |   |              |       |     |   |            |       |     |   |                  |       |  |  |
|          |   |                 |       |               |   |              |       |     |   |            |       |     |   |                  |       |  |  |
|          |   |                 |       |               |   |              |       |     |   |            |       |     |   |                  |       |  |  |
|          |   |                 |       |               |   |              |       |     |   |            |       |     |   |                  |       |  |  |
|          |   |                 |       |               |   |              |       |     |   |            |       |     |   |                  |       |  |  |
|          |   |                 |       |               |   |              |       |     |   |            |       |     |   |                  |       |  |  |
|          |   |                 |       |               |   |              |       |     |   |            |       |     |   |                  |       |  |  |
|          |   |                 |       |               |   |              |       |     |   |            |       |     |   |                  |       |  |  |
|          |   |                 |       |               |   |              |       |     |   |            |       |     |   |                  |       |  |  |
|          |   |                 |       |               |   |              |       |     |   |            |       |     |   |                  |       |  |  |
|          |   |                 |       |               |   |              |       |     |   |            |       |     |   |                  |       |  |  |
|          |   |                 |       |               |   |              |       |     |   |            |       |     |   |                  |       |  |  |
|          |   |                 |       |               |   |              |       |     |   |            |       |     |   |                  |       |  |  |
|          |   |                 |       |               |   |              |       |     |   |            |       |     |   |                  |       |  |  |
|          |   |                 |       |               |   |              |       |     |   |            |       |     |   |                  |       |  |  |
|          |   |                 |       |               |   |              |       |     |   |            |       |     |   |                  |       |  |  |
|          |   |                 |       |               |   |              |       |     |   |            |       |     |   |                  |       |  |  |
|          |   |                 |       |               |   |              |       |     |   |            |       |     |   |                  |       |  |  |
|          |   |                 |       |               |   |              |       |     |   |            |       |     |   |                  |       |  |  |
|          |   |                 |       |               |   |              |       |     |   |            |       |     |   |                  |       |  |  |
|          |   |                 |       |               |   |              |       |     |   |            |       |     |   |                  |       |  |  |
|          |   |                 |       |               |   |              |       |     |   |            |       |     |   |                  |       |  |  |
|          |   |                 |       |               |   |              |       |     |   |            |       |     |   |                  |       |  |  |
|          |   |                 |       |               |   |              |       |     |   |            |       |     |   |                  |       |  |  |
|          |   |                 |       |               |   |              |       |     |   |            |       |     |   |                  |       |  |  |
|          |   |                 |       |               |   |              |       |     |   |            |       |     |   |                  |       |  |  |
|          |   |                 |       |               |   |              |       |     |   |            |       |     |   |                  |       |  |  |
|          |   |                 |       |               |   |              |       |     |   |            |       |     |   |                  |       |  |  |
|          |   |                 |       |               |   |              |       |     |   |            |       |     |   |                  |       |  |  |
|          |   |                 |       |               |   |              |       |     |   |            |       |     |   |                  |       |  |  |
|          |   |                 |       |               |   |              |       |     |   |            |       |     |   |                  |       |  |  |
|          |   |                 |       |               |   |              |       |     |   |            |       |     |   |                  |       |  |  |
|          |   |                 |       |               |   |              |       |     |   |            |       |     |   |                  |       |  |  |
|          |   |                 |       |               |   |              |       |     |   |            |       |     |   |                  |       |  |  |
|          |   |                 |       |               |   |              |       |     |   |            |       |     |   |                  |       |  |  |
|          |   |                 |       |               |   |              |       |     |   |            |       |     |   |                  |       |  |  |
|          |   |                 |       |               |   |              |       |     |   |            |       |     |   |                  |       |  |  |
|          |   |                 |       |               |   |              |       |     |   |            |       |     |   |                  |       |  |  |
|          |   |                 |       |               |   |              |       |     |   |            |       |     |   |                  |       |  |  |
|          |   |                 |       |               |   |              |       |     |   |            |       |     |   |                  |       |  |  |
|          |   |                 |       |               |   |              |       |     |   |            |       |     |   |                  |       |  |  |
|          |   |                 |       |               |   |              |       |     |   |            |       |     |   |                  |       |  |  |
|          |   |                 |       |               |   |              |       |     |   |            |       |     |   |                  |       |  |  |
|          |   |                 |       |               |   |              |       |     |   |            |       |     |   |                  |       |  |  |
|          |   |                 |       |               |   |              |       |     |   |            |       |     |   |                  |       |  |  |
|          |   |                 |       |               |   |              |       |     |   |            |       |     |   |                  |       |  |  |
|          |   |                 |       |               |   |              |       |     |   |            |       |     |   |                  |       |  |  |
|          |   |                 |       |               |   |              |       |     |   |            |       |     |   |                  |       |  |  |
|          |   |                 |       |               |   |              |       |     |   |            |       |     |   |                  |       |  |  |
|          |   |                 |       |               |   |              |       |     |   |            |       |     |   |                  |       |  |  |
|          |   |                 |       |               |   |              |       |     |   |            |       |     |   |                  |       |  |  |
|          |   |                 |       |               |   |              |       |     |   |            |       |     |   |                  |       |  |  |
|          |   |                 |       |               |   |              |       |     |   |            |       |     |   |                  |       |  |  |
|          |   |                 |       |               |   |              |       |     |   |            |       |     |   |                  |       |  |  |
|          |   |                 |       |               |   |              |       |     |   |            |       |     |   |                  |       |  |  |
|          |   |                 |       |               |   |              |       |     |   |            |       |     |   |                  |       |  |  |
|          |   |                 |       |               |   |              |       |     |   |            |       |     |   |                  |       |  |  |
|          |   |                 |       |               |   |              |       |     |   |            |       |     |   |                  |       |  |  |
|          |   |                 |       |               |   |              |       |     |   |            |       |     |   |                  |       |  |  |
|          |   |                 |       |               |   |              |       |     |   |            |       |     |   |                  |       |  |  |
|          |   |                 |       |               |   |              |       |     |   |            |       |     |   |                  |       |  |  |
|          |   |                 |       |               |   |              |       |     |   |            |       |     |   |                  |       |  |  |
| </       |   |                 |       |               |   |              |       |     |   |            |       |     |   |                  |       |  |  |

Non-Div I Games:

Texas

■ Loss, 
 ■ Non-Conf, S Site, 
 ■ Home 
 ■ Away 
 N Neutral

|                   |          |           |                |            |             |               |      |      |       |           |
|-------------------|----------|-----------|----------------|------------|-------------|---------------|------|------|-------|-----------|
| Average RPI Win:  | 113      | WON-LOST  | WINNING        | LAST 10    | STRENGTH OF | OPP. STRENGTH | TEAM | ADJ. | CONF. | ADJ CONF. |
| Average RPI Loss: | 29       | RECORD    | PCT. RANK      | GAMES      | SCHEDULE    | OF SCHEDULE   | RPI  | RPI  | RPI   | RPI       |
| DIV. I ONLY       | 21- 9    | 65        | 6- 4           | 11         | 11          | 19            | 19   | 2    | 2     |           |
| DIV. I NON-CONF.  | 10- 3    | 61        | 0- 0           | 23         | 23          | 25            | 25   | 2    | 2     |           |
| TOTALS            | RPI 1-25 | RPI 26-50 | W-L RECORDS    | RPI 51-100 | RPI 101-150 | RPI 150+      |      |      |       |           |
| 21- 9             | 1- 6     | 5- 2      | OVERALL        | 3- 0       | 5- 1        | 7- 0          |      |      |       |           |
| 12- 3             | 1- 2     | 3- 1      | HOME           | 0- 0       | 3- 0        | 5- 0          |      |      |       |           |
| 6- 3              | 0- 0     | 1- 0      | AWAY           | 2- 0       | 1- 0        | 2- 0          |      |      |       |           |
| 3- 3              | 0- 2     | 1- 1      | NEUTRAL        | 1- 0       | 1- 0        | 0- 0          |      |      |       |           |
| 10- 3             | 0- 2     | 2- 1      | NON-CONFERENCE | 1- 0       | 3- 0        | 4- 0          |      |      |       |           |
| 6- 1              | 0- 0     | 0- 1      | HOME           | 0- 0       | 2- 0        | 4- 0          |      |      |       |           |
| 1- 0              | 0- 0     | 1- 0      | AWAY           | 0- 0       | 0- 0        | 0- 0          |      |      |       |           |
| 3- 2              | 0- 2     | 1- 0      | NEUTRAL        | 1- 0       | 1- 0        | 0- 0          |      |      |       |           |
| 11- 6             | 1- 4     | 3- 1      | CONFERENCE     | 2- 0       | 2- 1        | 3- 0          |      |      |       |           |
| 6- 2              | 1- 2     | 3- 0      | HOME           | 0- 0       | 1- 0        | 1- 0          |      |      |       |           |
| 5- 3              | 0- 2     | 0- 0      | AWAY           | 2- 0       | 1- 1        | 2- 0          |      |      |       |           |
| 0- 1              | 0- 0     | 0- 1      | NEUTRAL        | 0- 0       | 0- 0        | 0- 0          |      |      |       |           |

| RPI 1-25                  |   |                 |       | Team's RPI: 19 |  | RPI 26-50 |   |            |       | RPI 51-100 |  |     |   | RPI 101+   |       |    |     |     |                 |             |       |    |  |  |  |
|---------------------------|---|-----------------|-------|----------------|--|-----------|---|------------|-------|------------|--|-----|---|------------|-------|----|-----|-----|-----------------|-------------|-------|----|--|--|--|
| RPI                       | S | Opponent        | Score |                |  | RPI       | S | Opponent   | Score |            |  | RPI | S | Opponent   | Score |    |     | RPI | S               | Opponent    | Score |    |  |  |  |
| 4                         | A | South Carolina  | 58    | 59             |  | 27        | H | Tennessee  | 76    | 71         |  | 57  | A | Auburn     | 57    | 49 |     | 104 | H               | Little Rock | 69    | 39 |  |  |  |
| 4                         | H | South Carolina  | 63    | 70             |  | 27        | N | Tennessee  | 60    | 70         |  | 74  | A | Vanderbilt | 75    | 63 |     | 107 | H               | TCU         | 82    | 78 |  |  |  |
| 6                         | N | Ohio St.        | 80    | 95             |  | 28        | H | DePaul     | 66    | 80         |  | 85  | N | California | 75    | 58 |     | 119 | N               | Hawaii      | 82    | 41 |  |  |  |
| 12                        | H | Kentucky        | 58    | 71             |  | 29        | N | Oklahoma   | 74    | 68         |  |     |   |            |       |    |     | 121 | A               | LSU         | 53    | 35 |  |  |  |
| 14                        | N | BYU             | 64    | 72             |  | 38        | H | Georgia    | 73    | 62         |  |     |   |            |       |    |     | 121 | H               | LSU         | 68    | 54 |  |  |  |
| 21                        | H | Mississippi St. | 64    | 58             |  | 45        | H | Missouri   | 81    | 77         |  |     |   |            |       |    |     | 140 | A               | Arkansas    | 61    | 67 |  |  |  |
| 23                        | A | Florida         | 81    | 83             |  | 47        | A | Duke       | 72    | 66         |  |     |   |            |       |    |     | 155 | H               | Southern U. | 88    | 47 |  |  |  |
|                           |   |                 |       |                |  |           |   |            |       |            |  |     |   |            |       |    |     |     |                 |             |       |    |  |  |  |
| LAST 12 Division I GAMES: |   |                 |       |                |  |           |   |            |       |            |  |     |   |            |       |    |     |     |                 |             |       |    |  |  |  |
|                           |   |                 |       |                |  | 27        | N | Tennessee  | 60    | 70         |  |     |   |            |       |    | 21  | H   | Mississippi St. | 64          | 58    |    |  |  |  |
|                           |   |                 |       |                |  | 12        | H | Kentucky   | 58    | 71         |  |     |   |            |       |    | 27  | H   | Tennessee       | 76          | 71    |    |  |  |  |
|                           |   |                 |       |                |  | 57        | A | Auburn     | 57    | 49         |  |     |   |            |       |    | 23  | A   | Florida         | 81          | 83    |    |  |  |  |
|                           |   |                 |       |                |  | 74        | A | Vanderbilt | 75    | 63         |  |     |   |            |       |    | 4   | H   | South Carolina  | 63          | 70    |    |  |  |  |
|                           |   |                 |       |                |  | 121       | H | LSU        | 68    | 54         |  |     |   |            |       |    | 160 | A   | Alabama         | 59          | 56    |    |  |  |  |
|                           |   |                 |       |                |  | 176       | A | Ole Miss   | 62    | 48         |  |     |   |            |       |    | 45  | H   | Missouri        | 81          | 77    |    |  |  |  |

Non-Div I Games:

Texas A&amp;M

■ Loss, 
■ Non-Conf, 
■ S Site, 
■ H Home 
■ A Away 
N Neutral

## Texas Southern

Through Games Of March 7, 2016

|                   |          |           |                |            |             |               |      |      |       |           |
|-------------------|----------|-----------|----------------|------------|-------------|---------------|------|------|-------|-----------|
| Average RPI Win:  | 294      | WON-LOST  | WINNING        | LAST 10    | STRENGTH OF | OPP. STRENGTH | TEAM | ADJ. | CONF. | ADJ CONF. |
| Average RPI Loss: | 196      | RECORD    | PCT. RANK      | GAMES      | SCHEDULE    | OF SCHEDULE   | RPI  | RPI  | RPI   | RPI       |
| DIV. I ONLY       | 18- 10   | 88        | 7- 3           | 348        | 316         | 234           | 234  | 31   | 31    |           |
| DIV. I NON-CONF.  | 4- 6     | 201       | 0- 0           | 344        | 82          | 292           | 292  | 31   | 31    |           |
| TOTALS            | RPI 1-25 | RPI 26-50 | W-L RECORDS    | RPI 51-100 | RPI 101-150 | RPI 150+      |      |      |       |           |
| 18- 10            | 0- 0     | 0- 1      | OVERALL        | 0- 0       | 0- 1        | 18- 8         |      |      |       |           |
| 8- 4              | 0- 0     | 0- 0      | HOME           | 0- 0       | 0- 0        | 8- 4          |      |      |       |           |
| 9- 6              | 0- 0     | 0- 1      | AWAY           | 0- 0       | 0- 1        | 9- 4          |      |      |       |           |
| 1- 0              | 0- 0     | 0- 0      | NEUTRAL        | 0- 0       | 0- 0        | 1- 0          |      |      |       |           |
| 4- 6              | 0- 0     | 0- 1      | NON-CONFERENCE | 0- 0       | 0- 1        | 4- 4          |      |      |       |           |
| 1- 2              | 0- 0     | 0- 0      | HOME           | 0- 0       | 0- 0        | 1- 2          |      |      |       |           |
| 2- 4              | 0- 0     | 0- 1      | AWAY           | 0- 0       | 0- 1        | 2- 2          |      |      |       |           |
| 1- 0              | 0- 0     | 0- 0      | NEUTRAL        | 0- 0       | 0- 0        | 1- 0          |      |      |       |           |
| 14- 4             | 0- 0     | 0- 0      | CONFERENCE     | 0- 0       | 0- 0        | 14- 4         |      |      |       |           |
| 7- 2              | 0- 0     | 0- 0      | HOME           | 0- 0       | 0- 0        | 7- 2          |      |      |       |           |
| 7- 2              | 0- 0     | 0- 0      | AWAY           | 0- 0       | 0- 0        | 7- 2          |      |      |       |           |
| 0- 0              | 0- 0     | 0- 0      | NEUTRAL        | 0- 0       | 0- 0        | 0- 0          |      |      |       |           |

| RPI S                     | Opponent           | Score | RPI S | Opponent          | Score | RPI S | Opponent | Score | RPI S | Opponent             | Score | Team's RPI: 234 |
|---------------------------|--------------------|-------|-------|-------------------|-------|-------|----------|-------|-------|----------------------|-------|-----------------|
| 30                        | A Oklahoma St.     | 52 87 |       |                   |       |       |          |       | 121   | A LSU                | 36 86 |                 |
|                           |                    |       |       |                   |       |       |          |       | 155   | A Southern U.        | 55 56 |                 |
|                           |                    |       |       |                   |       |       |          |       | 155   | H Southern U.        | 59 45 |                 |
|                           |                    |       |       |                   |       |       |          |       | 186   | A Grambling          | 62 50 |                 |
|                           |                    |       |       |                   |       |       |          |       | 186   | H Grambling          | 46 49 |                 |
|                           |                    |       |       |                   |       |       |          |       | 220   | A Kansas             | 65 72 |                 |
|                           |                    |       |       |                   |       |       |          |       | 233   | A Rice               | 69 66 |                 |
|                           |                    |       |       |                   |       |       |          |       | 237   | H Sam Houston St.    | 51 53 |                 |
|                           |                    |       |       |                   |       |       |          |       | 248   | H Houston Baptist    | 65 77 |                 |
|                           |                    |       |       |                   |       |       |          |       | 249   | A UTSA               | 59 44 |                 |
|                           |                    |       |       |                   |       |       |          |       | 251   | A Alabama St.        | 51 57 |                 |
|                           |                    |       |       |                   |       |       |          |       | 251   | H Alabama St.        | 48 58 |                 |
|                           |                    |       |       |                   |       |       |          |       | 257   | A Tennessee St.      | 56 72 |                 |
|                           |                    |       |       |                   |       |       |          |       | 278   | A Prairie View       | 50 43 |                 |
|                           |                    |       |       |                   |       |       |          |       | 278   | H Prairie View       | 72 65 |                 |
|                           |                    |       |       |                   |       |       |          |       | 296   | A Alcorn             | 53 41 |                 |
|                           |                    |       |       |                   |       |       |          |       | 296   | H Alcorn             | 68 39 |                 |
|                           |                    |       |       |                   |       |       |          |       | 308   | A Jackson St.        | 62 36 |                 |
|                           |                    |       |       |                   |       |       |          |       | 308   | H Jackson St.        | 66 47 |                 |
|                           |                    |       |       |                   |       |       |          |       | 313   | H A&M-Corpus Christi | 51 43 |                 |
|                           |                    |       |       |                   |       |       |          |       | 333   | N Lipscomb           | 66 62 |                 |
|                           |                    |       |       |                   |       |       |          |       | 334   | A Ark.-Pine Bluff    | 57 51 |                 |
|                           |                    |       |       |                   |       |       |          |       | 334   | H Ark.-Pine Bluff    | 57 30 |                 |
|                           |                    |       |       |                   |       |       |          |       | 346   | A Alabama A&M        | 57 38 |                 |
|                           |                    |       |       |                   |       |       |          |       | 346   | H Alabama A&M        | 72 41 |                 |
|                           |                    |       |       |                   |       |       |          |       | 349   | A Mississippi Val.   | 85 30 |                 |
| LAST 12 Division I GAMES: |                    |       |       |                   |       |       |          |       |       |                      |       |                 |
| 296                       | A Alcorn           | 53 41 | 186   | H Grambling       | 46 49 |       |          |       |       |                      |       |                 |
| 155                       | A Southern U.      | 55 56 | 308   | H Jackson St.     | 66 47 |       |          |       |       |                      |       |                 |
| 251                       | H Alabama St.      | 48 58 | 278   | A Prairie View    | 50 43 |       |          |       |       |                      |       |                 |
| 346                       | H Alabama A&M      | 72 41 | 346   | A Alabama A&M     | 57 38 |       |          |       |       |                      |       |                 |
| 334                       | A Ark.-Pine Bluff  | 57 51 | 251   | A Alabama St.     | 51 57 |       |          |       |       |                      |       |                 |
| 349                       | A Mississippi Val. | 85 30 | 334   | H Ark.-Pine Bluff | 57 30 |       |          |       |       |                      |       |                 |

Non-Div I Games:

Texas Southern

■ Loss, 
 ■ Non-Conf, 
 ■ S Site, 
 ■ Home 
 ■ Away 
 N Neutral

| RPI | S | Opponent         | Score |
|-----|---|------------------|-------|
| 349 | H | Mississippi Val. | 76 38 |

Texas Southern

|                   |          |           |                |            |             |               |      |      |       |           |
|-------------------|----------|-----------|----------------|------------|-------------|---------------|------|------|-------|-----------|
| Average RPI Win:  | 226      | WON-LOST  | WINNING        | LAST 10    | STRENGTH OF | OPP. STRENGTH | TEAM | ADJ. | CONF. | ADJ CONF. |
| Average RPI Loss: | 142      | RECORD    | PCT. RANK      | GAMES      | SCHEDULE    | OF SCHEDULE   | RPI  | RPI  | RPI   | RPI       |
| DIV. I ONLY       | 10- 18   | 250       | 2- 8           | 172        | 161         | 243           | 243  | 15   | 15    |           |
| DIV. I NON-CONF.  | 3- 5     | 218       | 0- 0           | 120        | 44          | 178           | 178  | 14   | 14    |           |
| TOTALS            | RPI 1-25 | RPI 26-50 | W-L RECORDS    | RPI 51-100 | RPI 101-150 | RPI 150+      |      |      |       |           |
| 10- 18            | 0- 1     | 0- 4      | OVERALL        | 0- 0       | 2- 8        | 8- 5          |      |      |       |           |
| 7- 5              | 0- 0     | 0- 1      | HOME           | 0- 0       | 1- 3        | 6- 1          |      |      |       |           |
| 3- 10             | 0- 1     | 0- 2      | AWAY           | 0- 0       | 1- 3        | 2- 4          |      |      |       |           |
| 0- 3              | 0- 0     | 0- 1      | NEUTRAL        | 0- 0       | 0- 2        | 0- 0          |      |      |       |           |
| 3- 5              | 0- 1     | 0- 2      | NON-CONFERENCE | 0- 0       | 0- 2        | 3- 0          |      |      |       |           |
| 2- 0              | 0- 0     | 0- 0      | HOME           | 0- 0       | 0- 0        | 2- 0          |      |      |       |           |
| 1- 2              | 0- 1     | 0- 1      | AWAY           | 0- 0       | 0- 0        | 1- 0          |      |      |       |           |
| 0- 3              | 0- 0     | 0- 1      | NEUTRAL        | 0- 0       | 0- 2        | 0- 0          |      |      |       |           |
| 7- 13             | 0- 0     | 0- 2      | CONFERENCE     | 0- 0       | 2- 6        | 5- 5          |      |      |       |           |
| 5- 5              | 0- 0     | 0- 1      | HOME           | 0- 0       | 1- 3        | 4- 1          |      |      |       |           |
| 2- 8              | 0- 0     | 0- 1      | AWAY           | 0- 0       | 1- 3        | 1- 4          |      |      |       |           |
| 0- 0              | 0- 0     | 0- 0      | NEUTRAL        | 0- 0       | 0- 0        | 0- 0          |      |      |       |           |

| RPI 1-25                  |   |               | RPI 26-50 |     |   | RPI 51-100      |       |     | RPI 101+ Team's RPI: 243 |                 |        |
|---------------------------|---|---------------|-----------|-----|---|-----------------|-------|-----|--------------------------|-----------------|--------|
| RPI                       | S | Opponent      | Score     | RPI | S | Opponent        | Score | RPI | S                        | Opponent        | Score  |
| 19                        | A | Texas A&M     | 50 87     | 39  | A | Arkansas St.    | 50 87 | 104 | A                        | Little Rock     | 45 57  |
|                           |   |               |           | 39  | H | Arkansas St.    | 59 74 | 104 | H                        | Little Rock     | 67 57  |
|                           |   |               |           | 45  | A | Missouri        | 56 82 | 128 | N                        | Iowa St.        | 61 83  |
|                           |   |               |           | 47  | N | Duke            | 34 85 | 133 | A                        | La.-Lafayette   | 46 42  |
|                           |   |               |           |     |   |                 |       | 133 | H                        | La.-Lafayette   | 47 59  |
|                           |   |               |           |     |   |                 |       | 135 | N                        | Idaho           | 55 75  |
|                           |   |               |           |     |   |                 |       | 142 | A                        | Troy            | 79 112 |
|                           |   |               |           |     |   |                 |       | 142 | H                        | Troy            | 73 88  |
|                           |   |               |           |     |   |                 |       | 146 | A                        | UT Arlington    | 69 78  |
|                           |   |               |           |     |   |                 |       | 146 | H                        | UT Arlington    | 48 80  |
|                           |   |               |           |     |   |                 |       | 185 | A                        | South Ala.      | 73 71  |
|                           |   |               |           |     |   |                 |       | 185 | H                        | South Ala.      | 56 70  |
|                           |   |               |           |     |   |                 |       | 238 | H                        | North Texas     | 64 62  |
|                           |   |               |           |     |   |                 |       | 248 | A                        | Houston Baptist | 71 66  |
|                           |   |               |           |     |   |                 |       | 249 | H                        | UTSA            | 72 64  |
|                           |   |               |           |     |   |                 |       | 261 | A                        | Appalachian St. | 71 90  |
|                           |   |               |           |     |   |                 |       | 261 | H                        | Appalachian St. | 87 76  |
|                           |   |               |           |     |   |                 |       | 272 | A                        | Georgia St.     | 62 73  |
|                           |   |               |           |     |   |                 |       | 272 | H                        | Georgia St.     | 80 71  |
|                           |   |               |           |     |   |                 |       | 274 | A                        | La.-Monroe      | 59 63  |
|                           |   |               |           |     |   |                 |       | 274 | H                        | La.-Monroe      | 63 57  |
|                           |   |               |           |     |   |                 |       | 291 | A                        | Ga. Southern    | 64 78  |
|                           |   |               |           |     |   |                 |       | 291 | H                        | Ga. Southern    | 61 56  |
| LAST 12 Division I GAMES: |   |               |           |     |   |                 |       |     |                          |                 |        |
| 185                       | H | South Ala.    | 56 70     | 274 | H | La.-Monroe      | 63 57 |     |                          |                 |        |
| 142                       | H | Troy          | 73 88     | 261 | H | Appalachian St. | 87 76 |     |                          |                 |        |
| 146                       | A | UT Arlington  | 69 78     | 146 | H | UT Arlington    | 48 80 |     |                          |                 |        |
| 104                       | A | Little Rock   | 45 57     | 291 | A | Ga. Southern    | 64 78 |     |                          |                 |        |
| 39                        | A | Arkansas St.  | 50 87     | 272 | A | Georgia St.     | 62 73 |     |                          |                 |        |
| 133                       | H | La.-Lafayette | 47 59     | 274 | A | La.-Monroe      | 59 63 |     |                          |                 |        |

Non-Div I Games: Tex. A&amp;M-Commerce 80 60 St. Edward's 52 44

Texas St.

■ Loss, 
 ■ Non-Conf, 
 ■ S Site, 
 ■ Home 
 ■ A Away 
 N Neutral

|                   |          |           |                |            |             |               |      |      |       |           |
|-------------------|----------|-----------|----------------|------------|-------------|---------------|------|------|-------|-----------|
| Average RPI Win:  | 209      | WON-LOST  | WINNING        | LAST 10    | STRENGTH OF | OPP. STRENGTH | TEAM | ADJ. | CONF. | ADJ CONF. |
| Average RPI Loss: | 40       | RECORD    | PCT. RANK      | GAMES      | SCHEDULE    | OF SCHEDULE   | RPI  | RPI  | RPI   | RPI       |
| DIV. I ONLY       | 13- 18   | 223       | 2- 8           | 45         | 48          | 138           | 138  | 3    | 3     |           |
| DIV. I NON-CONF.  | 9- 2     | 37        | 0- 0           | 211        | 298         | 99            | 99   | 3    | 3     |           |
| TOTALS            | RPI 1-25 | RPI 26-50 | W-L RECORDS    | RPI 51-100 | RPI 101-150 | RPI 150+      |      |      |       |           |
| 13- 18            | 0- 7     | 0- 7      | OVERALL        | 1- 1       | 3- 3        | 9- 0          |      |      |       |           |
| 10- 7             | 0- 3     | 0- 3      | HOME           | 1- 0       | 2- 1        | 7- 0          |      |      |       |           |
| 1- 9              | 0- 0     | 0- 0      | AWAY           | 0- 0       | 0- 0        | 1- 0          |      |      |       |           |
| 2- 2              | 0- 1     | 0- 1      | NEUTRAL        | 0- 0       | 1- 0        | 1- 0          |      |      |       |           |
| 9- 2              | 0- 0     | 0- 1      | NON-CONFERENCE | 1- 1       | 1- 0        | 7- 0          |      |      |       |           |
| 8- 0              | 0- 0     | 0- 0      | HOME           | 1- 0       | 1- 0        | 6- 0          |      |      |       |           |
| 0- 1              | 0- 0     | 0- 0      | AWAY           | 0- 1       | 0- 0        | 0- 0          |      |      |       |           |
| 1- 1              | 0- 0     | 0- 1      | NEUTRAL        | 0- 0       | 0- 0        | 1- 0          |      |      |       |           |
| 4- 16             | 0- 7     | 0- 6      | CONFERENCE     | 0- 0       | 2- 3        | 2- 0          |      |      |       |           |
| 2- 7              | 0- 3     | 0- 3      | HOME           | 0- 0       | 1- 1        | 1- 0          |      |      |       |           |
| 1- 8              | 0- 3     | 0- 3      | AWAY           | 0- 0       | 0- 2        | 1- 0          |      |      |       |           |
| 1- 1              | 0- 1     | 0- 0      | NEUTRAL        | 0- 0       | 1- 0        | 0- 0          |      |      |       |           |

| RPI 1-25                  |   |                 |       | RPI 26-50 |   |                    |       | RPI 51-100 |   |                   |       | RPI 101+ Team's RPI: 138 |   |          |       |
|---------------------------|---|-----------------|-------|-----------|---|--------------------|-------|------------|---|-------------------|-------|--------------------------|---|----------|-------|
| RPI                       | S | Opponent        | Score | RPI       | S | Opponent           | Score | RPI        | S | Opponent          | Score | RPI                      | S | Opponent | Score |
| 2                         | A | Baylor          | 43 69 | 29        | A | Oklahoma           | 53 92 | 62         | A | Santa Clara       | 70 75 | 107                      | A | TCU      | 48 69 |
| 2                         | H | Baylor          | 36 66 | 29        | H | Oklahoma           | 60 70 | 76         | H | Abilene Christian | 71 65 | 107                      | H | TCU      | 69 78 |
| 2                         | N | Baylor          | 51 82 | 30        | A | Oklahoma St.       | 57 70 |            |   |                   |       | 128                      | A | Iowa St. | 48 77 |
| 7                         | A | Texas           | 62 86 | 30        | H | Oklahoma St.       | 46 69 |            |   |                   |       | 128                      | H | Iowa St. | 69 66 |
| 7                         | H | Texas           | 55 76 | 32        | N | Washington         | 73 77 |            |   |                   |       | 128                      | N | Iowa St. | 89 84 |
| 22                        | A | West Virginia   | 57 79 | 49        | A | Kansas St.         | 53 65 |            |   |                   |       | 135                      | H | Idaho    | 78 62 |
| 22                        | H | West Virginia   | 42 69 | 49        | H | Kansas St.         | 53 65 |            |   |                   |       | 161                      | N | Fordham  | 62 48 |
| LAST 12 Division I GAMES: |   |                 |       |           |   |                    |       |            |   |                   |       |                          |   |          |       |
|                           |   | 2 N Baylor      | 51 82 |           |   | 128 A Iowa St.     | 48 77 |            |   |                   |       |                          |   |          |       |
|                           |   | 128 N Iowa St.  | 89 84 |           |   | 2 H Baylor         | 36 66 |            |   |                   |       |                          |   |          |       |
|                           |   | 29 H Oklahoma   | 60 70 |           |   | 30 A Oklahoma St.  | 57 70 |            |   |                   |       |                          |   |          |       |
|                           |   | 220 A Kansas    | 69 58 |           |   | 22 H West Virginia | 42 69 |            |   |                   |       |                          |   |          |       |
|                           |   | 7 H Texas       | 55 76 |           |   | 220 H Kansas       | 54 44 |            |   |                   |       |                          |   |          |       |
|                           |   | 49 A Kansas St. | 53 65 |           |   | 2 A Baylor         | 43 69 |            |   |                   |       |                          |   |          |       |

Non-Div I Games:

Texas Tech

  Loss, 
  Non-Conf, 
  S Site, 
  H Home 
  A Away 
N Neutral

T  
o  
l  
e  
d  
o

| Toledo            |          |           |           | Through Games Of March 7, 2016 |             |               |      |             |       |           |
|-------------------|----------|-----------|-----------|--------------------------------|-------------|---------------|------|-------------|-------|-----------|
| Average RPI Win:  | 216      | WON-LOST  | WINNING   | LAST 10                        | STRENGTH OF | OPP. STRENGTH | TEAM | ADJ.        | CONF. | ADJ CONF. |
| Average RPI Loss: | 70       | RECORD    | PCT. RANK | GAMES                          | SCHEDULE    | OF SCHEDULE   | RPI  | RPI         | RPI   | RPI       |
| DIV. I ONLY       |          | 17- 12    | 124       | 7- 3                           | 89          | 112           | 105  | 105         | 11    | 11        |
| DIV. I NON-CONF.  |          | 5- 6      | 180       | 0- 0                           | 79          | 65            | 142  | 142         | 13    | 13        |
| -----             |          |           |           |                                |             |               |      |             |       |           |
| TOTALS            | RPI 1-25 | RPI 26-50 |           | W-L RECORDS                    |             | RPI 51-100    |      | RPI 101-150 |       | RPI 150+  |
| 17- 12            | 0- 1     | 0- 3      |           | OVERALL                        |             | 3- 6          |      | 3- 2        |       | 11- 0     |
| 8- 5              | 0- 0     | 0- 1      |           | HOME                           |             | 1- 3          |      | 2- 1        |       | 5- 0      |
| 7- 5              | 0- 0     | 0- 0      |           | AWAY                           |             | 1- 0          |      | 1- 0        |       | 5- 0      |
| 2- 2              | 0- 0     | 0- 1      |           | NEUTRAL                        |             | 1- 1          |      | 0- 0        |       | 1- 0      |
|                   |          |           |           |                                |             |               |      |             |       |           |
| 5- 6              | 0- 1     | 0- 2      |           | NON-CONFERENCE                 |             | 1- 2          |      | 0- 1        |       | 4- 0      |
| 2- 2              | 0- 0     | 0- 0      |           | HOME                           |             | 0- 1          |      | 0- 1        |       | 2- 0      |
| 1- 2              | 0- 1     | 0- 1      |           | AWAY                           |             | 0- 0          |      | 0- 0        |       | 1- 0      |
| 2- 2              | 0- 0     | 0- 1      |           | NEUTRAL                        |             | 1- 1          |      | 0- 0        |       | 1- 0      |
|                   |          |           |           |                                |             |               |      |             |       |           |
| 12- 6             | 0- 0     | 0- 1      |           | CONFERENCE                     |             | 2- 4          |      | 3- 1        |       | 7- 0      |
| 6- 3              | 0- 0     | 0- 1      |           | HOME                           |             | 1- 2          |      | 2- 0        |       | 3- 0      |
| 6- 3              | 0- 0     | 0- 0      |           | AWAY                           |             | 1- 2          |      | 1- 1        |       | 4- 0      |
| 0- 0              | 0- 0     | 0- 0      |           | NEUTRAL                        |             | 0- 0          |      | 0- 0        |       | 0- 0      |

T  
o  
l  
e  
d  
o

| RPI 1-25                  |   |            |       | RPI 26-50 |   |                 |       | RPI 51-100 |   |               |       | RPI 101+ Team's RPI: 105 |   |                 |       |
|---------------------------|---|------------|-------|-----------|---|-----------------|-------|------------|---|---------------|-------|--------------------------|---|-----------------|-------|
| RPI                       | S | Opponent   | Score | RPI       | S | Opponent        | Score | RPI        | S | Opponent      | Score | RPI                      | S | Opponent        | Score |
| 1                         | A | Notre Dame | 39 74 | 37        | A | St. Bonaventure | 63 74 | 56         | A | Ball St.      | 69 75 | 122                      | H | Arizona         | 59 62 |
|                           |   |            |       | 42        | H | Ohio            | 57 77 | 56         | H | Ball St.      | 58 68 | 123                      | A | Akron           | 71 81 |
|                           |   |            |       | 48        | N | Albany (NY)     | 55 63 | 69         | A | Central Mich. | 81 79 | 130                      | H | Buffalo         | 71 60 |
|                           |   |            |       |           |   |                 |       | 69         | H | Central Mich. | 76 72 | 141                      | A | Western Mich.   | 80 68 |
|                           |   |            |       |           |   |                 |       | 70         | N | VCU           | 80 61 | 141                      | H | Western Mich.   | 80 73 |
|                           |   |            |       |           |   |                 |       | 83         | H | Dayton        | 57 83 | 247                      | N | Columbia        | 88 75 |
|                           |   |            |       |           |   |                 |       | 88         | A | Eastern Mich. | 41 59 | 252                      | A | Ill.-Chicago    | 60 51 |
|                           |   |            |       |           |   |                 |       | 88         | H | Eastern Mich. | 46 58 | 259                      | A | Bowling Green   | 68 60 |
|                           |   |            |       |           |   |                 |       | 93         | N | Harvard       | 70 76 | 259                      | H | Bowling Green   | 75 61 |
|                           |   |            |       |           |   |                 |       |            |   |               |       | 260                      | A | Northern Ill.   | 89 83 |
|                           |   |            |       |           |   |                 |       |            |   |               |       | 260                      | H | Northern Ill.   | 66 59 |
|                           |   |            |       |           |   |                 |       |            |   |               |       | 262                      | H | Cleveland St.   | 66 53 |
|                           |   |            |       |           |   |                 |       |            |   |               |       | 282                      | A | Miami (OH)      | 55 50 |
|                           |   |            |       |           |   |                 |       |            |   |               |       | 318                      | A | Kent St.        | 67 64 |
|                           |   |            |       |           |   |                 |       |            |   |               |       | 318                      | H | Kent St.        | 73 67 |
|                           |   |            |       |           |   |                 |       |            |   |               |       | 334                      | H | Ark.-Pine Bluff | 74 47 |
| LAST 12 Division I GAMES: |   |            |       |           |   |                 |       |            |   |               |       |                          |   |                 |       |
|                           |   |            |       | 56        | H | Ball St.        | 58 68 | 42         | H | Ohio          | 57 77 |                          |   |                 |       |
|                           |   |            |       | 69        | H | Central Mich.   | 76 72 | 130        | H | Buffalo       | 71 60 |                          |   |                 |       |
|                           |   |            |       | 260       | A | Northern Ill.   | 89 83 | 318        | A | Kent St.      | 67 64 |                          |   |                 |       |
|                           |   |            |       | 88        | H | Eastern Mich.   | 46 58 | 141        | A | Western Mich. | 80 68 |                          |   |                 |       |
|                           |   |            |       | 69        | A | Central Mich.   | 81 79 | 259        | H | Bowling Green | 75 61 |                          |   |                 |       |
|                           |   |            |       | 259       | A | Bowling Green   | 68 60 | 88         | A | Eastern Mich. | 41 59 |                          |   |                 |       |

Non-Div I Games:

Toledo

|                              |          |           |                |             |               |          |      |       |           |
|------------------------------|----------|-----------|----------------|-------------|---------------|----------|------|-------|-----------|
| Average RPI Win: <b>199</b>  | WON-LOST | WINNING   | LAST 10        | STRENGTH OF | OPP. STRENGTH | TEAM     | ADJ. | CONF. | ADJ CONF. |
| Average RPI Loss: <b>154</b> | RECORD   | PCT. RANK | GAMES          | SCHEDULE    | OF SCHEDULE   | RPI      | RPI  | RPI   | RPI       |
| DIV. I ONLY                  | 6- 23    | 312       | 1- 9           | 179         | 154           | 295      | 295  | 13    | 13        |
| DIV. I NON-CONF.             | 3- 8     | 258       | 0- 0           | 266         | 269           | 295      | 295  | 11    | 11        |
| TOTALS                       | RPI 1-25 | RPI 26-50 | W-L RECORDS    | RPI 51-100  | RPI 101-150   | RPI 150+ |      |       |           |
| 6- 23                        | 0- 0     | 0- 2      | OVERALL        | 1- 7        | 0- 1          | 5- 13    |      |       |           |
| 4- 9                         | 0- 0     | 0- 1      | HOME           | 1- 3        | 0- 0          | 3- 5     |      |       |           |
| 1- 14                        | 0- 0     | 0- 1      | AWAY           | 0- 4        | 0- 1          | 1- 8     |      |       |           |
| 1- 0                         | 0- 0     | 0- 0      | NEUTRAL        | 0- 0        | 0- 0          | 1- 0     |      |       |           |
| 3- 8                         | 0- 0     | 0- 0      | NON-CONFERENCE | 0- 2        | 0- 1          | 3- 5     |      |       |           |
| 2- 2                         | 0- 0     | 0- 0      | HOME           | 0- 1        | 0- 0          | 2- 1     |      |       |           |
| 0- 6                         | 0- 0     | 0- 0      | AWAY           | 0- 1        | 0- 1          | 0- 4     |      |       |           |
| 1- 0                         | 0- 0     | 0- 0      | NEUTRAL        | 0- 0        | 0- 0          | 1- 0     |      |       |           |
| 3- 15                        | 0- 0     | 0- 2      | CONFERENCE     | 1- 5        | 0- 0          | 2- 8     |      |       |           |
| 2- 7                         | 0- 0     | 0- 1      | HOME           | 1- 2        | 0- 0          | 1- 4     |      |       |           |
| 1- 8                         | 0- 0     | 0- 1      | AWAY           | 0- 3        | 0- 0          | 1- 4     |      |       |           |
| 0- 0                         | 0- 0     | 0- 0      | NEUTRAL        | 0- 0        | 0- 0          | 0- 0     |      |       |           |

| RPI S                     | Opponent             | Score        | RPI S | Opponent             | Score        | RPI S | Opponent    | Score         | RPI S | Opponent             | Score        | Team's RPI: 295 |
|---------------------------|----------------------|--------------|-------|----------------------|--------------|-------|-------------|---------------|-------|----------------------|--------------|-----------------|
| 34                        | A James Madison      | 45 <b>61</b> | 34    | H James Madison      | 57 <b>64</b> | 57    | H Auburn    | 52 <b>74</b>  | 102   | A Georgetown         | 46 <b>82</b> |                 |
|                           |                      |              |       |                      |              | 65    | A Hofstra   | 60 <b>64</b>  | 158   | A Northeastern       | 72 71        |                 |
|                           |                      |              |       |                      |              | 65    | H Hofstra   | 56 <b>74</b>  | 158   | H Northeastern       | 63 <b>81</b> |                 |
|                           |                      |              |       |                      |              | 79    | A Drexel    | 40 <b>56</b>  | 163   | A Delaware           | 64 <b>69</b> |                 |
|                           |                      |              |       |                      |              | 79    | H Drexel    | 33 <b>74</b>  | 163   | H Delaware           | 62 <b>66</b> |                 |
|                           |                      |              |       |                      |              | 81    | A Minnesota | 86 <b>105</b> | 168   | A Cornell            | 60 <b>88</b> |                 |
|                           |                      |              |       |                      |              | 89    | A Elon      | 58 <b>80</b>  | 169   | A George Mason       | 76 <b>88</b> |                 |
|                           |                      |              |       |                      |              | 89    | H Elon      | 85 78         | 182   | H UMBC               | 61 51        |                 |
|                           |                      |              |       |                      |              |       |             |               | 202   | A William & Mary     | 65 <b>78</b> |                 |
|                           |                      |              |       |                      |              |       |             |               | 202   | H William & Mary     | 54 <b>73</b> |                 |
|                           |                      |              |       |                      |              |       |             |               | 226   | A Col. of Charleston | 55 <b>67</b> |                 |
|                           |                      |              |       |                      |              |       |             |               | 226   | H Col. of Charleston | 62 51        |                 |
|                           |                      |              |       |                      |              |       |             |               | 236   | N Western Ill.       | 83 77        |                 |
|                           |                      |              |       |                      |              |       |             |               | 246   | H Coppin St.         | 69 <b>81</b> |                 |
|                           |                      |              |       |                      |              |       |             |               | 269   | A UNCW               | 51 <b>53</b> |                 |
|                           |                      |              |       |                      |              |       |             |               | 269   | H UNCW               | 49 <b>52</b> |                 |
|                           |                      |              |       |                      |              |       |             |               | 284   | A Rider              | 72 <b>78</b> |                 |
|                           |                      |              |       |                      |              |       |             |               | 302   | H UMKC               | 70 47        |                 |
|                           |                      |              |       |                      |              |       |             |               | 327   | A North Florida      | 72 <b>74</b> |                 |
| LAST 12 Division I GAMES: |                      |              |       |                      |              |       |             |               |       |                      |              |                 |
| 79                        | H Drexel             | 33 <b>74</b> | 89    | A Elon               | 58 <b>80</b> |       |             |               |       |                      |              |                 |
| 158                       | H Northeastern       | 63 <b>81</b> | 65    | H Hofstra            | 56 <b>74</b> |       |             |               |       |                      |              |                 |
| 202                       | A William & Mary     | 65 <b>78</b> | 163   | H Delaware           | 62 <b>66</b> |       |             |               |       |                      |              |                 |
| 34                        | A James Madison      | 45 <b>61</b> | 226   | A Col. of Charleston | 55 <b>67</b> |       |             |               |       |                      |              |                 |
| 79                        | A Drexel             | 40 <b>56</b> | 269   | A UNCW               | 51 <b>53</b> |       |             |               |       |                      |              |                 |
| 226                       | H Col. of Charleston | 62 51        | 65    | A Hofstra            | 60 <b>64</b> |       |             |               |       |                      |              |                 |

Non-Div I Games:

Towson

■ Loss, 
 ■ Non-Conf, 
 ■ S Site, 
 ■ H Home 
 ■ A Away 
 N Neutral



|                              |          |           |                |             |               |          |      |       |           |
|------------------------------|----------|-----------|----------------|-------------|---------------|----------|------|-------|-----------|
| Average RPI Win: <b>237</b>  | WON-LOST | WINNING   | LAST 10        | STRENGTH OF | OPP. STRENGTH | TEAM     | ADJ. | CONF. | ADJ CONF. |
| Average RPI Loss: <b>137</b> | RECORD   | PCT. RANK | GAMES          | SCHEDULE    | OF SCHEDULE   | RPI      | RPI  | RPI   | RPI       |
| DIV. I ONLY                  | 15- 12   | 145       | 7- 3           | 201         | 208           | 142      | 142  | 15    | 15        |
| DIV. I NON-CONF.             | 3- 4     | 197       | 0- 0           | 198         | 264           | 150      | 150  | 14    | 14        |
| TOTALS                       | RPI 1-25 | RPI 26-50 | W-L RECORDS    | RPI 51-100  | RPI 101-150   | RPI 150+ |      |       |           |
| 15- 12                       | 0- 0     | 0- 2      | OVERALL        | 0- 2        | 4- 3          | 11- 5    |      |       |           |
| 8- 3                         | 0- 0     | 0- 1      | HOME           | 0- 0        | 3- 0          | 5- 2     |      |       |           |
| 7- 9                         | 0- 0     | 0- 1      | AWAY           | 0- 2        | 1- 3          | 6- 3     |      |       |           |
| 0- 0                         | 0- 0     | 0- 0      | NEUTRAL        | 0- 0        | 0- 0          | 0- 0     |      |       |           |
| 3- 4                         | 0- 0     | 0- 0      | NON-CONFERENCE | 0- 2        | 0- 1          | 3- 1     |      |       |           |
| 1- 0                         | 0- 0     | 0- 0      | HOME           | 0- 0        | 0- 0          | 1- 0     |      |       |           |
| 2- 4                         | 0- 0     | 0- 0      | AWAY           | 0- 2        | 0- 1          | 2- 1     |      |       |           |
| 0- 0                         | 0- 0     | 0- 0      | NEUTRAL        | 0- 0        | 0- 0          | 0- 0     |      |       |           |
| 12- 8                        | 0- 0     | 0- 2      | CONFERENCE     | 0- 0        | 4- 2          | 8- 4     |      |       |           |
| 7- 3                         | 0- 0     | 0- 1      | HOME           | 0- 0        | 3- 0          | 4- 2     |      |       |           |
| 5- 5                         | 0- 0     | 0- 1      | AWAY           | 0- 0        | 1- 2          | 4- 2     |      |       |           |
| 0- 0                         | 0- 0     | 0- 0      | NEUTRAL        | 0- 0        | 0- 0          | 0- 0     |      |       |           |

| RPI S                     | Opponent          | Score         | RPI S | Opponent          | Score         | RPI S | Opponent           | Score        | RPI S | Opponent | Score | Team's RPI: 142 |
|---------------------------|-------------------|---------------|-------|-------------------|---------------|-------|--------------------|--------------|-------|----------|-------|-----------------|
| 39                        | A Arkansas St.    | 80 <b>94</b>  | 74    | A Vanderbilt      | 43 <b>97</b>  | 104   | A Little Rock      | 64 <b>79</b> |       |          |       |                 |
| 39                        | H Arkansas St.    | 81 <b>101</b> | 78    | A Belmont         | 93 <b>102</b> | 104   | H Little Rock      | 78 71        |       |          |       |                 |
|                           |                   |               |       |                   |               | 112   | A Samford          | 69 <b>73</b> |       |          |       |                 |
|                           |                   |               |       |                   |               | 133   | A La.-Lafayette    | 53 <b>56</b> |       |          |       |                 |
|                           |                   |               |       |                   |               | 133   | H La.-Lafayette    | 90 83        |       |          |       |                 |
|                           |                   |               |       |                   |               | 146   | A UT Arlington     | 80 70        |       |          |       |                 |
|                           |                   |               |       |                   |               | 146   | H UT Arlington     | 88 71        |       |          |       |                 |
|                           |                   |               |       |                   |               | 165   | A UAB              | 67 <b>89</b> |       |          |       |                 |
|                           |                   |               |       |                   |               | 185   | A South Ala.       | 63 <b>65</b> |       |          |       |                 |
|                           |                   |               |       |                   |               | 185   | H South Ala.       | 71 <b>75</b> |       |          |       |                 |
|                           |                   |               |       |                   |               | 243   | A Texas St.        | 88 73        |       |          |       |                 |
|                           |                   |               |       |                   |               | 243   | H Texas St.        | 112 79       |       |          |       |                 |
|                           |                   |               |       |                   |               | 251   | A Alabama St.      | 73 59        |       |          |       |                 |
|                           |                   |               |       |                   |               | 261   | A Appalachian St.  | 100 89       |       |          |       |                 |
|                           |                   |               |       |                   |               | 261   | H Appalachian St.  | 81 <b>96</b> |       |          |       |                 |
|                           |                   |               |       |                   |               | 272   | A Georgia St.      | 97 90        |       |          |       |                 |
|                           |                   |               |       |                   |               | 272   | H Georgia St.      | 89 78        |       |          |       |                 |
|                           |                   |               |       |                   |               | 274   | A La.-Monroe       | 73 <b>77</b> |       |          |       |                 |
|                           |                   |               |       |                   |               | 274   | H La.-Monroe       | 74 64        |       |          |       |                 |
|                           |                   |               |       |                   |               | 291   | A Ga. Southern     | 81 66        |       |          |       |                 |
|                           |                   |               |       |                   |               | 291   | H Ga. Southern     | 84 68        |       |          |       |                 |
|                           |                   |               |       |                   |               | 304   | H Nicholls St.     | 104 51       |       |          |       |                 |
|                           |                   |               |       |                   |               | 319   | A Southeastern La. | 100 90       |       |          |       |                 |
| LAST 12 Division I GAMES: |                   |               |       |                   |               |       |                    |              |       |          |       |                 |
| 146                       | A UT Arlington    | 80 70         | 272   | H Georgia St.     | 89 78         |       |                    |              |       |          |       |                 |
| 243                       | A Texas St.       | 88 73         | 291   | H Ga. Southern    | 84 68         |       |                    |              |       |          |       |                 |
| 274                       | H La.-Monroe      | 74 64         | 39    | A Arkansas St.    | 80 <b>94</b>  |       |                    |              |       |          |       |                 |
| 133                       | H La.-Lafayette   | 90 83         | 104   | A Little Rock     | 64 <b>79</b>  |       |                    |              |       |          |       |                 |
| 261                       | A Appalachian St. | 100 89        | 261   | H Appalachian St. | 81 <b>96</b>  |       |                    |              |       |          |       |                 |
| 185                       | A South Ala.      | 63 <b>65</b>  | 185   | H South Ala.      | 71 <b>75</b>  |       |                    |              |       |          |       |                 |

Non-Div I Games: West Ala. 103 72 Fort Valley St. 118 72

Troy

|                   |               |           |                |            |             |               |           |          |          |           |
|-------------------|---------------|-----------|----------------|------------|-------------|---------------|-----------|----------|----------|-----------|
| Average RPI Win:  | <b>192</b>    | WON-LOST  | WINNING        | LAST 10    | STRENGTH OF | OPP. STRENGTH | TEAM      | ADJ.     | CONF.    | ADJ CONF. |
| Average RPI Loss: | <b>36</b>     | RECORD    | PCT. RANK      | GAMES      | SCHEDULE    | OF SCHEDULE   | RPI       | RPI      | RPI      | RPI       |
| DIV. I ONLY       | <b>21- 11</b> | <b>80</b> | <b>6- 4</b>    | <b>81</b>  | <b>78</b>   | <b>73</b>     | <b>73</b> | <b>9</b> | <b>9</b> |           |
| DIV. I NON-CONF.  | <b>9- 3</b>   | <b>69</b> | <b>0- 0</b>    | <b>72</b>  | <b>70</b>   | <b>54</b>     | <b>54</b> | <b>7</b> | <b>7</b> |           |
| TOTALS            | RPI 1-25      | RPI 26-50 | W-L RECORDS    | RPI 51-100 | RPI 101-150 | RPI 150+      |           |          |          |           |
| 21- 11            | 0- 7          | 0- 0      | OVERALL        | 1- 3       | 7- 1        | 13- 0         |           |          |          |           |
| 13- 3             | 0- 2          | 0- 0      | HOME           | 1- 1       | 4- 0        | 8- 0          |           |          |          |           |
| 6- 5              | 0- 3          | 0- 0      | AWAY           | 0- 1       | 1- 1        | 5- 0          |           |          |          |           |
| 2- 3              | 0- 2          | 0- 0      | NEUTRAL        | 0- 1       | 2- 0        | 0- 0          |           |          |          |           |
| 9- 3              | 0- 2          | 0- 0      | NON-CONFERENCE | 1- 1       | 4- 0        | 4- 0          |           |          |          |           |
| 7- 0              | 0- 0          | 0- 0      | HOME           | 1- 0       | 3- 0        | 3- 0          |           |          |          |           |
| 1- 1              | 0- 1          | 0- 0      | AWAY           | 0- 0       | 0- 0        | 1- 0          |           |          |          |           |
| 1- 2              | 0- 1          | 0- 0      | NEUTRAL        | 0- 1       | 1- 0        | 0- 0          |           |          |          |           |
| 12- 8             | 0- 5          | 0- 0      | CONFERENCE     | 0- 2       | 3- 1        | 9- 0          |           |          |          |           |
| 6- 3              | 0- 2          | 0- 0      | HOME           | 0- 1       | 1- 0        | 5- 0          |           |          |          |           |
| 5- 4              | 0- 2          | 0- 0      | AWAY           | 0- 1       | 1- 1        | 4- 0          |           |          |          |           |
| 1- 1              | 0- 1          | 0- 0      | NEUTRAL        | 0- 0       | 1- 0        | 0- 0          |           |          |          |           |

| RPI                       | S | Opponent    | Score        | RPI | S | Opponent   | Score        | RPI | S | Opponent    | Score        | RPI | S | Opponent      | Score        |
|---------------------------|---|-------------|--------------|-----|---|------------|--------------|-----|---|-------------|--------------|-----|---|---------------|--------------|
| 3                         | A | UConn       | 40 <b>80</b> |     |   |            |              | 51  | N | Rutgers     | 51 <b>75</b> | 104 | H | Little Rock   | 69 53        |
| 3                         | H | UConn       | 38 <b>96</b> |     |   |            |              | 53  | H | Saint Louis | 66 58        | 109 | N | Virginia      | 67 62        |
| 3                         | N | UConn       | 35 <b>82</b> |     |   |            |              | 71  | A | Temple      | 67 <b>72</b> | 111 | A | Memphis       | 67 <b>83</b> |
| 16                        | A | Florida St. | 72 <b>78</b> |     |   |            |              | 71  | H | Temple      | 54 <b>72</b> | 111 | N | Memphis       | 70 64        |
| 20                        | A | South Fla.  | 65 <b>77</b> |     |   |            |              |     |   |             |              | 121 | H | LSU           | 67 63        |
| 20                        | H | South Fla.  | 67 <b>71</b> |     |   |            |              |     |   |             |              | 144 | H | McNeese St.   | 74 55        |
| 25                        | N | Green Bay   | 58 <b>79</b> |     |   |            |              |     |   |             |              | 149 | A | East Carolina | 66 51        |
|                           |   |             |              |     |   |            |              |     |   |             |              | 149 | H | East Carolina | 78 73        |
|                           |   |             |              |     |   |            |              |     |   |             |              | 155 | H | Southern U.   | 77 48        |
|                           |   |             |              |     |   |            |              |     |   |             |              | 176 | A | Ole Miss      | 61 59        |
|                           |   |             |              |     |   |            |              |     |   |             |              | 193 | A | Tulsa         | 71 47        |
|                           |   |             |              |     |   |            |              |     |   |             |              | 193 | H | Tulsa         | 61 42        |
|                           |   |             |              |     |   |            |              |     |   |             |              | 195 | A | SMU           | 54 42        |
|                           |   |             |              |     |   |            |              |     |   |             |              | 195 | H | SMU           | 76 64        |
|                           |   |             |              |     |   |            |              |     |   |             |              | 239 | H | Cincinnati    | 70 51        |
|                           |   |             |              |     |   |            |              |     |   |             |              | 277 | A | UCF           | 65 53        |
|                           |   |             |              |     |   |            |              |     |   |             |              | 277 | H | UCF           | 75 54        |
|                           |   |             |              |     |   |            |              |     |   |             |              | 285 | A | Houston       | 59 56        |
|                           |   |             |              |     |   |            |              |     |   |             |              | 285 | H | Houston       | 70 48        |
|                           |   |             |              |     |   |            |              |     |   |             |              | 308 | H | Jackson St.   | 92 49        |
|                           |   |             |              |     |   |            |              |     |   |             |              | 311 | H | UNCG          | 74 53        |
| LAST 12 Division I GAMES: |   |             |              |     |   |            |              |     |   |             |              |     |   |               |              |
| 3                         | N | UConn       | 35 <b>82</b> | 277 | A | UCF        | 65 53        |     |   |             |              |     |   |               |              |
| 111                       | N | Memphis     | 70 64        | 195 | H | SMU        | 76 64        |     |   |             |              |     |   |               |              |
| 239                       | H | Cincinnati  | 70 51        | 20  | A | South Fla. | 65 <b>77</b> |     |   |             |              |     |   |               |              |
| 3                         | A | UConn       | 40 <b>80</b> | 285 | A | Houston    | 59 56        |     |   |             |              |     |   |               |              |
| 71                        | A | Temple      | 67 <b>72</b> | 3   | H | UConn      | 38 <b>96</b> |     |   |             |              |     |   |               |              |
| 193                       | H | Tulsa       | 61 42        | 71  | H | Temple     | 54 <b>72</b> |     |   |             |              |     |   |               |              |

Non-Div I Games:

Tulane

■ Loss, 
■ Non-Conf, S Site, 
■ Home 
■ Away 
N Neutral

|                   |          |           |                |            |             |               |      |      |       |           |
|-------------------|----------|-----------|----------------|------------|-------------|---------------|------|------|-------|-----------|
| Average RPI Win:  | 200      | WON-LOST  | WINNING        | LAST 10    | STRENGTH OF | OPP. STRENGTH | TEAM | ADJ. | CONF. | ADJ CONF. |
| Average RPI Loss: | 105      | RECORD    | PCT. RANK      | GAMES      | SCHEDULE    | OF SCHEDULE   | RPI  | RPI  | RPI   | RPI       |
| DIV. I ONLY       | 12- 19   | 239       | 5- 5           | 126        | 84          | 193           | 193  | 9    | 9     |           |
| DIV. I NON-CONF.  | 3- 8     | 258       | 0- 0           | 67         | 72          | 194           | 194  | 7    | 7     |           |
| TOTALS            | RPI 1-25 | RPI 26-50 | W-L RECORDS    | RPI 51-100 | RPI 101-150 | RPI 150+      |      |      |       |           |
| 12- 19            | 0- 3     | 0- 2      | OVERALL        | 0- 7       | 5- 2        | 7- 5          |      |      |       |           |
| 5- 9              | 0- 2     | 0- 2      | HOME           | 0- 1       | 1- 2        | 4- 2          |      |      |       |           |
| 6- 7              | 0- 1     | 0- 0      | AWAY           | 0- 4       | 4- 0        | 2- 2          |      |      |       |           |
| 1- 3              | 0- 0     | 0- 0      | NEUTRAL        | 0- 2       | 0- 0        | 1- 1          |      |      |       |           |
| 3- 8              | 0- 0     | 0- 2      | NON-CONFERENCE | 0- 3       | 2- 1        | 1- 2          |      |      |       |           |
| 1- 4              | 0- 0     | 0- 2      | HOME           | 0- 0       | 0- 1        | 1- 1          |      |      |       |           |
| 2- 2              | 0- 0     | 0- 0      | AWAY           | 0- 2       | 2- 0        | 0- 0          |      |      |       |           |
| 0- 2              | 0- 0     | 0- 0      | NEUTRAL        | 0- 1       | 0- 0        | 0- 1          |      |      |       |           |
| 9- 11             | 0- 3     | 0- 0      | CONFERENCE     | 0- 4       | 3- 1        | 6- 3          |      |      |       |           |
| 4- 5              | 0- 2     | 0- 0      | HOME           | 0- 1       | 1- 1        | 3- 1          |      |      |       |           |
| 4- 5              | 0- 1     | 0- 0      | AWAY           | 0- 2       | 2- 0        | 2- 2          |      |      |       |           |
| 1- 1              | 0- 0     | 0- 0      | NEUTRAL        | 0- 1       | 0- 0        | 1- 0          |      |      |       |           |

| RPI                       | S | Opponent   | Score | RPI        | S  | Opponent   | Score | RPI | S | Opponent      | Score | RPI | S | Opponent      | Score | Team's RPI: 193 |
|---------------------------|---|------------|-------|------------|----|------------|-------|-----|---|---------------|-------|-----|---|---------------|-------|-----------------|
| 3                         | A | UConn      | 35 95 | 29         | H  | Oklahoma   | 62 75 | 53  | A | Saint Louis   | 73 82 | 104 | A | Little Rock   | 74 63 |                 |
| 3                         | H | UConn      | 30 94 | 49         | H  | Kansas St. | 67 75 | 71  | A | Temple        | 46 66 | 111 | A | Memphis       | 65 59 |                 |
| 20                        | H | South Fla. | 66 72 |            |    |            |       | 71  | N | Temple        | 52 78 | 111 | H | Memphis       | 58 69 |                 |
|                           |   |            |       |            |    |            |       | 73  | A | Tulane        | 42 61 | 137 | H | Oral Roberts  | 53 59 |                 |
|                           |   |            |       |            |    |            |       | 73  | H | Tulane        | 47 71 | 140 | A | Arkansas      | 74 67 |                 |
|                           |   |            |       |            |    |            |       | 95  | A | UNI           | 59 75 | 149 | A | East Carolina | 55 54 |                 |
|                           |   |            |       |            |    |            |       | 97  | N | Drake         | 80 91 | 149 | H | East Carolina | 81 79 |                 |
|                           |   |            |       |            |    |            |       |     |   |               |       | 169 | N | George Mason  | 63 64 |                 |
|                           |   |            |       |            |    |            |       |     |   |               |       | 186 | H | Grambling     | 79 51 |                 |
|                           |   |            |       |            |    |            |       |     |   |               |       | 195 | A | SMU           | 45 62 |                 |
|                           |   |            |       |            |    |            |       |     |   |               |       | 195 | H | SMU           | 56 54 |                 |
|                           |   |            |       |            |    |            |       |     |   |               |       | 227 | H | Indiana St.   | 63 67 |                 |
|                           |   |            |       |            |    |            |       |     |   |               |       | 239 | A | Cincinnati    | 76 63 |                 |
|                           |   |            |       |            |    |            |       |     |   |               |       | 239 | H | Cincinnati    | 53 55 |                 |
|                           |   |            |       |            |    |            |       |     |   |               |       | 277 | A | UCF           | 74 75 |                 |
|                           |   |            |       |            |    |            |       |     |   |               |       | 277 | H | UCF           | 95 71 |                 |
|                           |   |            |       |            |    |            |       |     |   |               |       | 285 | A | Houston       | 79 62 |                 |
|                           |   |            |       |            |    |            |       |     |   |               |       | 285 | H | Houston       | 44 28 |                 |
|                           |   |            |       |            |    |            |       |     |   |               |       | 285 | N | Houston       | 76 38 |                 |
| LAST 12 Division I GAMES: |   |            |       |            |    |            |       |     |   |               |       |     |   |               |       |                 |
|                           |   | 71         | N     | Temple     | 52 | 78         |       | 277 | H | UCF           | 95    | 71  |   |               |       |                 |
|                           |   | 285        | N     | Houston    | 76 | 38         |       | 285 | H | Houston       | 44    | 28  |   |               |       |                 |
|                           |   | 239        | A     | Cincinnati | 76 | 63         |       | 149 | A | East Carolina | 55    | 54  |   |               |       |                 |
|                           |   | 20         | H     | South Fla. | 66 | 72         |       | 277 | A | UCF           | 74    | 75  |   |               |       |                 |
|                           |   | 73         | A     | Tulane     | 42 | 61         |       | 3   | H | UConn         | 30    | 94  |   |               |       |                 |
|                           |   | 195        | A     | SMU        | 45 | 62         |       | 111 | H | Memphis       | 58    | 69  |   |               |       |                 |

Non-Div I Games:

Tulsa

■ Loss, 
 ■ Non-Conf, 
 ■ S Site, 
 ■ H Home 
 ■ A Away 
 N Neutral

|                   |          |           |                |            |             |               |      |      |       |           |
|-------------------|----------|-----------|----------------|------------|-------------|---------------|------|------|-------|-----------|
| Average RPI Win:  | 213      | WON-LOST  | WINNING        | LAST 10    | STRENGTH OF | OPP. STRENGTH | TEAM | ADJ. | CONF. | ADJ CONF. |
| Average RPI Loss: | 111      | RECORD    | PCT. RANK      | GAMES      | SCHEDULE    | OF SCHEDULE   | RPI  | RPI  | RPI   | RPI       |
| DIV. I ONLY       | 14- 15   | 177       | 4- 6           | 138        | 140         | 165           | 165  | 12   | 12    |           |
| DIV. I NON-CONF.  | 7- 4     | 110       | 0- 0           | 178        | 236         | 118           | 118  | 10   | 10    |           |
| TOTALS            | RPI 1-25 | RPI 26-50 | W-L RECORDS    | RPI 51-100 | RPI 101-150 | RPI 150+      |      |      |       |           |
| 14- 15            | 0- 1     | 0- 4      | OVERALL        | 1- 4       | 2- 2        | 11- 4         |      |      |       |           |
| 10- 4             | 0- 0     | 0- 1      | HOME           | 1- 1       | 2- 1        | 7- 1          |      |      |       |           |
| 3- 10             | 0- 1     | 0- 2      | AWAY           | 0- 3       | 0- 1        | 3- 3          |      |      |       |           |
| 1- 1              | 0- 0     | 0- 1      | NEUTRAL        | 0- 0       | 0- 0        | 1- 0          |      |      |       |           |
| 7- 4              | 0- 1     | 0- 1      | NON-CONFERENCE | 0- 2       | 2- 0        | 5- 0          |      |      |       |           |
| 5- 0              | 0- 0     | 0- 0      | HOME           | 0- 0       | 2- 0        | 3- 0          |      |      |       |           |
| 1- 3              | 0- 1     | 0- 0      | AWAY           | 0- 2       | 0- 0        | 1- 0          |      |      |       |           |
| 1- 1              | 0- 0     | 0- 1      | NEUTRAL        | 0- 0       | 0- 0        | 1- 0          |      |      |       |           |
| 7- 11             | 0- 0     | 0- 3      | CONFERENCE     | 1- 2       | 0- 2        | 6- 4          |      |      |       |           |
| 5- 4              | 0- 0     | 0- 1      | HOME           | 1- 1       | 0- 1        | 4- 1          |      |      |       |           |
| 2- 7              | 0- 0     | 0- 2      | AWAY           | 0- 1       | 0- 1        | 2- 3          |      |      |       |           |
| 0- 0              | 0- 0     | 0- 0      | NEUTRAL        | 0- 0       | 0- 0        | 0- 0          |      |      |       |           |

| RPI 1-25                  |   |                |       | RPI 26-50 |   |                    |       | RPI 51-100 |   |              |       | RPI 101+ Team's RPI: 165 |   |                    |       |
|---------------------------|---|----------------|-------|-----------|---|--------------------|-------|------------|---|--------------|-------|--------------------------|---|--------------------|-------|
| RPI                       | S | Opponent       | Score | RPI       | S | Opponent           | Score | RPI        | S | Opponent     | Score | RPI                      | S | Opponent           | Score |
| 16                        | A | Florida St.    | 44 84 | 31        | A | UTEP               | 54 62 | 57         | A | Auburn       | 71 85 | 112                      | H | Samford            | 61 41 |
|                           |   |                |       | 35        | A | Western Ky.        | 55 64 | 66         | A | Middle Tenn. | 40 68 | 134                      | A | Marshall           | 65 73 |
|                           |   |                |       | 35        | H | Western Ky.        | 49 63 | 66         | H | Middle Tenn. | 72 77 | 134                      | H | Marshall           | 61 64 |
|                           |   |                |       | 50        | N | North Carolina St. | 56 67 | 77         | H | Charlotte    | 75 57 | 142                      | H | Troy               | 89 67 |
|                           |   |                |       |           |   |                    |       | 78         | A | Belmont      | 62 63 | 154                      | H | Old Dominion       | 58 55 |
|                           |   |                |       |           |   |                    |       |            |   |              |       | 164                      | A | Fla. Atlantic      | 67 62 |
|                           |   |                |       |           |   |                    |       |            |   |              |       | 164                      | H | Fla. Atlantic      | 51 52 |
|                           |   |                |       |           |   |                    |       |            |   |              |       | 171                      | H | Southern Miss.     | 53 49 |
|                           |   |                |       |           |   |                    |       |            |   |              |       | 183                      | H | Louisiana Tech     | 64 49 |
|                           |   |                |       |           |   |                    |       |            |   |              |       | 185                      | A | South Ala.         | 53 39 |
|                           |   |                |       |           |   |                    |       |            |   |              |       | 233                      | A | Rice               | 64 55 |
|                           |   |                |       |           |   |                    |       |            |   |              |       | 238                      | A | North Texas        | 51 53 |
|                           |   |                |       |           |   |                    |       |            |   |              |       | 249                      | A | UTSA               | 52 54 |
|                           |   |                |       |           |   |                    |       |            |   |              |       | 253                      | N | High Point         | 56 46 |
|                           |   |                |       |           |   |                    |       |            |   |              |       | 310                      | A | FIU                | 61 72 |
|                           |   |                |       |           |   |                    |       |            |   |              |       | 310                      | H | FIU                | 71 42 |
|                           |   |                |       |           |   |                    |       |            |   |              |       | 312                      | H | South Carolina St. | 71 38 |
|                           |   |                |       |           |   |                    |       |            |   |              |       | 334                      | H | Ark.-Pine Bluff    | 82 32 |
|                           |   |                |       |           |   |                    |       |            |   |              |       | 349                      | H | Mississippi Val.   | 80 33 |
| LAST 12 Division I GAMES: |   |                |       |           |   |                    |       |            |   |              |       |                          |   |                    |       |
| 164                       | H | Fla. Atlantic  | 51 52 | 171       | H | Southern Miss.     | 53 49 |            |   |              |       |                          |   |                    |       |
| 310                       | H | FIU            | 71 42 | 164       | A | Fla. Atlantic      | 67 62 |            |   |              |       |                          |   |                    |       |
| 35                        | A | Western Ky.    | 55 64 | 310       | A | FIU                | 61 72 |            |   |              |       |                          |   |                    |       |
| 134                       | A | Marshall       | 65 73 | 134       | H | Marshall           | 61 64 |            |   |              |       |                          |   |                    |       |
| 66                        | H | Middle Tenn.   | 72 77 | 35        | H | Western Ky.        | 49 63 |            |   |              |       |                          |   |                    |       |
| 183                       | H | Louisiana Tech | 64 49 | 238       | A | North Texas        | 51 53 |            |   |              |       |                          |   |                    |       |

Non-Div I Games:

UAB

■ Loss, 
 ■ Non-Conf, S Site, 
 ■ Home 
 ■ Away 
 N Neutral

## UC Davis

Through Games Of March 7, 2016

|                   |          |           |                |            |             |               |      |      |       |           |
|-------------------|----------|-----------|----------------|------------|-------------|---------------|------|------|-------|-----------|
| Average RPI Win:  | 260      | WON-LOST  | WINNING        | LAST 10    | STRENGTH OF | OPP. STRENGTH | TEAM | ADJ. | CONF. | ADJ CONF. |
| Average RPI Loss: | 129      | RECORD    | PCT. RANK      | GAMES      | SCHEDULE    | OF SCHEDULE   | RPI  | RPI  | RPI   | RPI       |
| DIV. I ONLY       | 16- 12   | 135       | 6- 4           | 292        | 213         | 187           | 187  | 22   | 22    |           |
| DIV. I NON-CONF.  | 6- 6     | 160       | 0- 0           | 261        | 137         | 197           | 197  | 21   | 21    |           |
| TOTALS            | RPI 1-25 | RPI 26-50 | W-L RECORDS    | RPI 51-100 | RPI 101-150 | RPI 150+      |      |      |       |           |
| 16- 12            | 0- 1     | 0- 1      | OVERALL        | 1- 3       | 1- 3        | 14- 4         |      |      |       |           |
| 7- 5              | 0- 1     | 0- 0      | HOME           | 0- 1       | 1- 1        | 6- 2          |      |      |       |           |
| 9- 5              | 0- 0     | 0- 0      | AWAY           | 1- 2       | 0- 2        | 8- 1          |      |      |       |           |
| 0- 2              | 0- 0     | 0- 1      | NEUTRAL        | 0- 0       | 0- 0        | 0- 1          |      |      |       |           |
| 6- 6              | 0- 1     | 0- 1      | NON-CONFERENCE | 1- 1       | 0- 0        | 5- 3          |      |      |       |           |
| 1- 3              | 0- 1     | 0- 0      | HOME           | 0- 0       | 0- 0        | 1- 2          |      |      |       |           |
| 5- 1              | 0- 0     | 0- 0      | AWAY           | 1- 1       | 0- 0        | 4- 0          |      |      |       |           |
| 0- 2              | 0- 0     | 0- 1      | NEUTRAL        | 0- 0       | 0- 0        | 0- 1          |      |      |       |           |
| 10- 6             | 0- 0     | 0- 0      | CONFERENCE     | 0- 2       | 1- 3        | 9- 1          |      |      |       |           |
| 6- 2              | 0- 0     | 0- 0      | HOME           | 0- 1       | 1- 1        | 5- 0          |      |      |       |           |
| 4- 4              | 0- 0     | 0- 0      | AWAY           | 0- 1       | 0- 2        | 4- 1          |      |      |       |           |
| 0- 0              | 0- 0     | 0- 0      | NEUTRAL        | 0- 0       | 0- 0        | 0- 0          |      |      |       |           |

| RPI 1-25                  |   |                   |       | RPI 26-50 |   |                   |       | RPI 51-100 |   |                 |       | RPI 101+ Team's RPI: 187 |   |                   |       |
|---------------------------|---|-------------------|-------|-----------|---|-------------------|-------|------------|---|-----------------|-------|--------------------------|---|-------------------|-------|
| RPI                       | S | Opponent          | Score | RPI       | S | Opponent          | Score | RPI        | S | Opponent        | Score | RPI                      | S | Opponent          | Score |
| 10                        | H | Stanford          | 45 74 | 48        | N | Albany (NY)       | 70 80 | 52         | A | St. Mary's (CA) | 78 71 | 119                      | A | Hawaii            | 50 70 |
|                           |   |                   |       |           |   |                   |       | 58         | A | UC Riverside    | 73 80 | 119                      | H | Hawaii            | 60 58 |
|                           |   |                   |       |           |   |                   |       | 58         | H | UC Riverside    | 76 90 | 129                      | A | Long Beach St.    | 64 74 |
|                           |   |                   |       |           |   |                   |       | 87         | A | Utah            | 58 88 | 129                      | H | Long Beach St.    | 62 75 |
|                           |   |                   |       |           |   |                   |       |            |   |                 |       | 167                      | H | Sacramento St.    | 77 92 |
|                           |   |                   |       |           |   |                   |       |            |   |                 |       | 173                      | H | Pacific           | 53 66 |
|                           |   |                   |       |           |   |                   |       |            |   |                 |       | 188                      | A | Cal Poly          | 75 57 |
|                           |   |                   |       |           |   |                   |       |            |   |                 |       | 188                      | H | Cal Poly          | 82 71 |
|                           |   |                   |       |           |   |                   |       |            |   |                 |       | 210                      | A | Utah Valley       | 59 55 |
|                           |   |                   |       |           |   |                   |       |            |   |                 |       | 242                      | A | San Diego St.     | 65 54 |
|                           |   |                   |       |           |   |                   |       |            |   |                 |       | 268                      | A | UC Santa Barbara  | 59 66 |
|                           |   |                   |       |           |   |                   |       |            |   |                 |       | 268                      | H | UC Santa Barbara  | 80 51 |
|                           |   |                   |       |           |   |                   |       |            |   |                 |       | 288                      | A | Portland          | 72 47 |
|                           |   |                   |       |           |   |                   |       |            |   |                 |       | 297                      | N | Florida A&M       | 58 61 |
|                           |   |                   |       |           |   |                   |       |            |   |                 |       | 299                      | A | CSUN              | 75 52 |
|                           |   |                   |       |           |   |                   |       |            |   |                 |       | 299                      | H | CSUN              | 57 50 |
|                           |   |                   |       |           |   |                   |       |            |   |                 |       | 321                      | A | Portland St.      | 82 70 |
|                           |   |                   |       |           |   |                   |       |            |   |                 |       | 336                      | A | UC Irvine         | 76 70 |
|                           |   |                   |       |           |   |                   |       |            |   |                 |       | 336                      | H | UC Irvine         | 74 61 |
|                           |   |                   |       |           |   |                   |       |            |   |                 |       | 339                      | A | Cal St. Fullerton | 63 59 |
|                           |   |                   |       |           |   |                   |       |            |   |                 |       | 339                      | H | Cal St. Fullerton | 80 56 |
|                           |   |                   |       |           |   |                   |       |            |   |                 |       | 341                      | H | Air Force         | 66 40 |
| LAST 12 Division I GAMES: |   |                   |       |           |   |                   |       |            |   |                 |       |                          |   |                   |       |
| 336                       | A | UC Irvine         | 76 70 | 188       | H | Cal Poly          | 82 71 |            |   |                 |       |                          |   |                   |       |
| 129                       | A | Long Beach St.    | 64 74 | 339       | A | Cal St. Fullerton | 63 59 |            |   |                 |       |                          |   |                   |       |
| 299                       | H | CSUN              | 57 50 | 58        | A | UC Riverside      | 73 80 |            |   |                 |       |                          |   |                   |       |
| 58                        | H | UC Riverside      | 76 90 | 268       | H | UC Santa Barbara  | 80 51 |            |   |                 |       |                          |   |                   |       |
| 119                       | A | Hawaii            | 50 70 | 129       | H | Long Beach St.    | 62 75 |            |   |                 |       |                          |   |                   |       |
| 339                       | H | Cal St. Fullerton | 80 56 | 188       | A | Cal Poly          | 75 57 |            |   |                 |       |                          |   |                   |       |

Non-Div I Games: Cal St. Monterey Ba91 36

UC Davis

■ Loss, 
 ■ Non-Conf, 
 ■ S Site, 
 ■ Home 
 ■ A Away 
 N Neutral

|                   |          |           |                |            |             |               |      |      |       |           |
|-------------------|----------|-----------|----------------|------------|-------------|---------------|------|------|-------|-----------|
| Average RPI Win:  | 333      | WON-LOST  | WINNING        | LAST 10    | STRENGTH OF | OPP. STRENGTH | TEAM | ADJ. | CONF. | ADJ CONF. |
| Average RPI Loss: | 174      | RECORD    | PCT. RANK      | GAMES      | SCHEDULE    | OF SCHEDULE   | RPI  | RPI  | RPI   | RPI       |
| DIV. I ONLY       | 3- 26    | 342       | 0- 10          | 269        | 203         | 336           | 336  | 22   | 22    |           |
| DIV. I NON-CONF.  | 2- 11    | 306       | 0- 0           | 262        | 106         | 312           | 312  | 21   | 21    |           |
| TOTALS            | RPI 1-25 | RPI 26-50 | W-L RECORDS    | RPI 51-100 | RPI 101-150 | RPI 150+      |      |      |       |           |
| 3- 26             | 0- 1     | 0- 2      | OVERALL        | 0- 3       | 0- 4        | 3- 16         |      |      |       |           |
| 1- 11             | 0- 0     | 0- 1      | HOME           | 0- 1       | 0- 2        | 1- 7          |      |      |       |           |
| 2- 14             | 0- 0     | 0- 0      | AWAY           | 0- 0       | 0- 0        | 2- 1          |      |      |       |           |
| 0- 1              | 0- 0     | 0- 1      | NEUTRAL        | 0- 0       | 0- 0        | 0- 0          |      |      |       |           |
| 2- 11             | 0- 1     | 0- 2      | NON-CONFERENCE | 0- 1       | 0- 0        | 2- 7          |      |      |       |           |
| 1- 3              | 0- 0     | 0- 1      | HOME           | 0- 0       | 0- 0        | 1- 2          |      |      |       |           |
| 1- 7              | 0- 1     | 0- 0      | AWAY           | 0- 1       | 0- 0        | 1- 5          |      |      |       |           |
| 0- 1              | 0- 0     | 0- 1      | NEUTRAL        | 0- 0       | 0- 0        | 0- 0          |      |      |       |           |
| 1- 15             | 0- 0     | 0- 0      | CONFERENCE     | 0- 2       | 0- 4        | 1- 9          |      |      |       |           |
| 0- 8              | 0- 0     | 0- 0      | HOME           | 0- 1       | 0- 2        | 0- 5          |      |      |       |           |
| 1- 7              | 0- 0     | 0- 0      | AWAY           | 0- 1       | 0- 2        | 1- 4          |      |      |       |           |
| 0- 0              | 0- 0     | 0- 0      | NEUTRAL        | 0- 0       | 0- 0        | 0- 0          |      |      |       |           |

| RPI 1-25                  |   |                   | RPI 26-50 |     |   | RPI 51-100        |       |     | RPI 101+ |                     |       | Team's RPI: 336               |
|---------------------------|---|-------------------|-----------|-----|---|-------------------|-------|-----|----------|---------------------|-------|-------------------------------|
| RPI                       | S | Opponent          | Score     | RPI | S | Opponent          | Score | RPI | S        | Opponent            | Score | Score                         |
| 9                         | A | UCLA              | 48 83     | 33  | N | Princeton         | 42 83 | 55  | A        | Southern California | 56 75 | 119 A Hawaii 35 59            |
|                           |   |                   |           | 43  | H | St. John's (NY)   | 63 85 | 58  | A        | UC Riverside        | 69 93 | 119 H Hawaii 65 83            |
|                           |   |                   |           |     |   |                   |       | 58  | H        | UC Riverside        | 72 84 | 129 A Long Beach St. 49 67    |
|                           |   |                   |           |     |   |                   |       |     |          |                     |       | 129 H Long Beach St. 65 71    |
|                           |   |                   |           |     |   |                   |       |     |          |                     |       | 167 A Sacramento St. 78 126   |
|                           |   |                   |           |     |   |                   |       |     |          |                     |       | 187 A UC Davis 61 74          |
|                           |   |                   |           |     |   |                   |       |     |          |                     |       | 187 H UC Davis 70 76          |
|                           |   |                   |           |     |   |                   |       |     |          |                     |       | 188 A Cal Poly 38 50          |
|                           |   |                   |           |     |   |                   |       |     |          |                     |       | 188 H Cal Poly 54 72          |
|                           |   |                   |           |     |   |                   |       |     |          |                     |       | 189 A San Jose St. 58 79      |
|                           |   |                   |           |     |   |                   |       |     |          |                     |       | 207 A UNLV 52 72              |
|                           |   |                   |           |     |   |                   |       |     |          |                     |       | 212 A CSU Bakersfield 39 65   |
|                           |   |                   |           |     |   |                   |       |     |          |                     |       | 229 H Grand Canyon 53 58      |
|                           |   |                   |           |     |   |                   |       |     |          |                     |       | 240 A Loyola Marymount 50 95  |
|                           |   |                   |           |     |   |                   |       |     |          |                     |       | 268 A UC Santa Barbara 37 66  |
|                           |   |                   |           |     |   |                   |       |     |          |                     |       | 268 H UC Santa Barbara 62 80  |
|                           |   |                   |           |     |   |                   |       |     |          |                     |       | 299 A CSUN 48 62              |
|                           |   |                   |           |     |   |                   |       |     |          |                     |       | 299 H CSUN 64 83              |
|                           |   |                   |           |     |   |                   |       |     |          |                     |       | 307 H Northern Ariz. 55 71    |
|                           |   |                   |           |     |   |                   |       |     |          |                     |       | 325 H Nevada 68 64            |
|                           |   |                   |           |     |   |                   |       |     |          |                     |       | 335 A Southern Utah 63 58     |
|                           |   |                   |           |     |   |                   |       |     |          |                     |       | 339 A Cal St. Fullerton 62 58 |
|                           |   |                   |           |     |   |                   |       |     |          |                     |       | 339 H Cal St. Fullerton 53 66 |
| LAST 12 Division I GAMES: |   |                   |           |     |   |                   |       |     |          |                     |       |                               |
| 187                       | H | UC Davis          | 70 76     | 268 | H | UC Santa Barbara  | 62 80 |     |          |                     |       |                               |
| 58                        | H | UC Riverside      | 72 84     | 188 | A | Cal Poly          | 38 50 |     |          |                     |       |                               |
| 129                       | A | Long Beach St.    | 49 67     | 119 | A | Hawaii            | 35 59 |     |          |                     |       |                               |
| 268                       | A | UC Santa Barbara  | 37 66     | 299 | H | CSUN              | 64 83 |     |          |                     |       |                               |
| 339                       | H | Cal St. Fullerton | 53 66     | 339 | A | Cal St. Fullerton | 62 58 |     |          |                     |       |                               |
| 299                       | A | CSUN              | 48 62     | 119 | H | Hawaii            | 65 83 |     |          |                     |       |                               |

Non-Div I Games: San Diego Christian78 49

UC Irvine

■ Loss, 
 ■ Non-Conf, 
 ■ S Site, 
 ■ Home 
 ■ A Away 
 N Neutral

## UC Riverside

Through Games Of March 7, 2016

|                   |          |           |                |            |             |               |      |      |       |           |
|-------------------|----------|-----------|----------------|------------|-------------|---------------|------|------|-------|-----------|
| Average RPI Win:  | 229      | WON-LOST  | WINNING        | LAST 10    | STRENGTH OF | OPP. STRENGTH | TEAM | ADJ. | CONF. | ADJ CONF. |
| Average RPI Loss: | 47       | RECORD    | PCT. RANK      | GAMES      | SCHEDULE    | OF SCHEDULE   | RPI  | RPI  | RPI   | RPI       |
| DIV. I ONLY       | 23- 7    | 39        | 10- 0          | 155        | 190         | 58            | 58   | 22   | 22    |           |
| DIV. I NON-CONF.  | 7- 7     | 160       | 0- 0           | 58         | 55          | 92            | 92   | 21   | 21    |           |
| TOTALS            | RPI 1-25 | RPI 26-50 | W-L RECORDS    | RPI 51-100 | RPI 101-150 | RPI 150+      |      |      |       |           |
| 23- 7             | 0- 2     | 0- 2      | OVERALL        | 0- 3       | 5- 0        | 18- 0         |      |      |       |           |
| 11- 1             | 0- 1     | 0- 0      | HOME           | 0- 0       | 3- 0        | 8- 0          |      |      |       |           |
| 11- 6             | 0- 1     | 0- 2      | AWAY           | 0- 3       | 2- 0        | 9- 0          |      |      |       |           |
| 1- 0              | 0- 0     | 0- 0      | NEUTRAL        | 0- 0       | 0- 0        | 1- 0          |      |      |       |           |
| 7- 7              | 0- 2     | 0- 2      | NON-CONFERENCE | 0- 3       | 1- 0        | 6- 0          |      |      |       |           |
| 3- 1              | 0- 1     | 0- 0      | HOME           | 0- 0       | 1- 0        | 2- 0          |      |      |       |           |
| 3- 6              | 0- 1     | 0- 2      | AWAY           | 0- 3       | 0- 0        | 3- 0          |      |      |       |           |
| 1- 0              | 0- 0     | 0- 0      | NEUTRAL        | 0- 0       | 0- 0        | 1- 0          |      |      |       |           |
| 16- 0             | 0- 0     | 0- 0      | CONFERENCE     | 0- 0       | 4- 0        | 12- 0         |      |      |       |           |
| 8- 0              | 0- 0     | 0- 0      | HOME           | 0- 0       | 2- 0        | 6- 0          |      |      |       |           |
| 8- 0              | 0- 0     | 0- 0      | AWAY           | 0- 0       | 2- 0        | 6- 0          |      |      |       |           |
| 0- 0              | 0- 0     | 0- 0      | NEUTRAL        | 0- 0       | 0- 0        | 0- 0          |      |      |       |           |

| RPI 1-25                  |   |                   |       | RPI 26-50 |   |                   |       | RPI 51-100 Team's RPI: 58 |   |               |       | RPI 101+ |   |                   |       |
|---------------------------|---|-------------------|-------|-----------|---|-------------------|-------|---------------------------|---|---------------|-------|----------|---|-------------------|-------|
| RPI                       | S | Opponent          | Score | RPI       | S | Opponent          | Score | RPI                       | S | Opponent      | Score | RPI      | S | Opponent          | Score |
| 5                         | A | Oregon St.        | 65 86 | 31        | A | UTEP              | 57 68 | 80                        | A | San Francisco | 76 88 | 117      | H | Fresno St.        | 86 68 |
| 9                         | H | UCLA              | 56 70 | 32        | A | Washington        | 43 78 | 84                        | A | Oregon        | 81 95 | 119      | A | Hawaii            | 77 74 |
|                           |   |                   |       |           |   |                   |       | 85                        | A | California    | 58 64 | 119      | H | Hawaii            | 81 77 |
|                           |   |                   |       |           |   |                   |       |                           |   |               |       | 129      | A | Long Beach St.    | 78 60 |
|                           |   |                   |       |           |   |                   |       |                           |   |               |       | 129      | H | Long Beach St.    | 83 58 |
|                           |   |                   |       |           |   |                   |       |                           |   |               |       | 187      | A | UC Davis          | 90 76 |
|                           |   |                   |       |           |   |                   |       |                           |   |               |       | 187      | H | UC Davis          | 80 73 |
|                           |   |                   |       |           |   |                   |       |                           |   |               |       | 188      | A | Cal Poly          | 75 62 |
|                           |   |                   |       |           |   |                   |       |                           |   |               |       | 188      | H | Cal Poly          | 93 83 |
|                           |   |                   |       |           |   |                   |       |                           |   |               |       | 212      | H | CSU Bakersfield   | 81 61 |
|                           |   |                   |       |           |   |                   |       |                           |   |               |       | 229      | A | Grand Canyon      | 85 67 |
|                           |   |                   |       |           |   |                   |       |                           |   |               |       | 230      | N | Southeast Mo. St. | 85 67 |
|                           |   |                   |       |           |   |                   |       |                           |   |               |       | 240      | H | Loyola Marymount  | 80 62 |
|                           |   |                   |       |           |   |                   |       |                           |   |               |       | 242      | A | San Diego St.     | 85 68 |
|                           |   |                   |       |           |   |                   |       |                           |   |               |       | 268      | A | UC Santa Barbara  | 83 53 |
|                           |   |                   |       |           |   |                   |       |                           |   |               |       | 268      | H | UC Santa Barbara  | 92 81 |
|                           |   |                   |       |           |   |                   |       |                           |   |               |       | 271      | A | Seattle           | 92 70 |
|                           |   |                   |       |           |   |                   |       |                           |   |               |       | 299      | A | CSUN              | 84 62 |
|                           |   |                   |       |           |   |                   |       |                           |   |               |       | 299      | H | CSUN              | 83 76 |
|                           |   |                   |       |           |   |                   |       |                           |   |               |       | 336      | A | UC Irvine         | 84 72 |
|                           |   |                   |       |           |   |                   |       |                           |   |               |       | 336      | H | UC Irvine         | 93 69 |
|                           |   |                   |       |           |   |                   |       |                           |   |               |       | 339      | A | Cal St. Fullerton | 90 43 |
|                           |   |                   |       |           |   |                   |       |                           |   |               |       | 339      | H | Cal St. Fullerton | 69 45 |
| LAST 12 Division I GAMES: |   |                   |       |           |   |                   |       |                           |   |               |       |          |   |                   |       |
| 339                       | H | Cal St. Fullerton | 69 45 | 188       | A | Cal Poly          | 75 62 |                           |   |               |       |          |   |                   |       |
| 336                       | A | UC Irvine         | 84 72 | 339       | A | Cal St. Fullerton | 90 43 |                           |   |               |       |          |   |                   |       |
| 119                       | H | Hawaii            | 81 77 | 299       | H | CSUN              | 83 76 |                           |   |               |       |          |   |                   |       |
| 299                       | A | CSUN              | 84 62 | 187       | H | UC Davis          | 80 73 |                           |   |               |       |          |   |                   |       |
| 187                       | A | UC Davis          | 90 76 | 188       | H | Cal Poly          | 93 83 |                           |   |               |       |          |   |                   |       |
| 129                       | H | Long Beach St.    | 83 58 | 268       | H | UC Santa Barbara  | 92 81 |                           |   |               |       |          |   |                   |       |

Non-Div I Games:

UC Riverside

■ Loss, 
 ■ Non-Conf, 
 ■ S Site, 
 ■ Home 
 ■ A Away 
 N Neutral

|                   |          |           |                |            |             |               |      |      |       |           |
|-------------------|----------|-----------|----------------|------------|-------------|---------------|------|------|-------|-----------|
| Average RPI Win:  | 284      | WON-LOST  | WINNING        | LAST 10    | STRENGTH OF | OPP. STRENGTH | TEAM | ADJ. | CONF. | ADJ CONF. |
| Average RPI Loss: | 139      | RECORD    | PCT. RANK      | GAMES      | SCHEDULE    | OF SCHEDULE   | RPI  | RPI  | RPI   | RPI       |
| DIV. I ONLY       | 10- 19   | 258       | 4- 6           | 231        | 237         | 268           | 268  | 22   | 22    |           |
| DIV. I NON-CONF.  | 2- 11    | 306       | 0- 0           | 210        | 193         | 309           | 309  | 21   | 21    |           |
| TOTALS            | RPI 1-25 | RPI 26-50 | W-L RECORDS    | RPI 51-100 | RPI 101-150 | RPI 150+      |      |      |       |           |
| 10- 19            | 0- 0     | 0- 0      | OVERALL        | 0- 6       | 0- 7        | 10- 6         |      |      |       |           |
| 7- 6              | 0- 0     | 0- 0      | HOME           | 0- 2       | 0- 2        | 7- 2          |      |      |       |           |
| 3- 13             | 0- 0     | 0- 0      | AWAY           | 0- 4       | 0- 5        | 3- 4          |      |      |       |           |
| 0- 0              | 0- 0     | 0- 0      | NEUTRAL        | 0- 0       | 0- 0        | 0- 0          |      |      |       |           |
| 2- 11             | 0- 0     | 0- 0      | NON-CONFERENCE | 0- 4       | 0- 3        | 2- 4          |      |      |       |           |
| 2- 3              | 0- 0     | 0- 0      | HOME           | 0- 1       | 0- 0        | 2- 2          |      |      |       |           |
| 0- 8              | 0- 0     | 0- 0      | AWAY           | 0- 3       | 0- 3        | 0- 2          |      |      |       |           |
| 0- 0              | 0- 0     | 0- 0      | NEUTRAL        | 0- 0       | 0- 0        | 0- 0          |      |      |       |           |
| 8- 8              | 0- 0     | 0- 0      | CONFERENCE     | 0- 2       | 0- 4        | 8- 2          |      |      |       |           |
| 5- 3              | 0- 0     | 0- 0      | HOME           | 0- 1       | 0- 2        | 5- 0          |      |      |       |           |
| 3- 5              | 0- 0     | 0- 0      | AWAY           | 0- 1       | 0- 2        | 3- 2          |      |      |       |           |
| 0- 0              | 0- 0     | 0- 0      | NEUTRAL        | 0- 0       | 0- 0        | 0- 0          |      |      |       |           |

| RPI S                     | Opponent         | Score | RPI S | Opponent            | Score | RPI S | Opponent         | Score | RPI S | Opponent            | Score | Team's RPI: 268 |
|---------------------------|------------------|-------|-------|---------------------|-------|-------|------------------|-------|-------|---------------------|-------|-----------------|
|                           |                  |       |       |                     |       | 58    | A UC Riverside   | 81 92 | 119   | A Hawaii            | 45 59 |                 |
|                           |                  |       |       |                     |       | 58    | H UC Riverside   | 53 83 | 119   | H Hawaii            | 62 63 |                 |
|                           |                  |       |       |                     |       | 62    | A Santa Clara    | 48 66 | 121   | A LSU               | 50 68 |                 |
|                           |                  |       |       |                     |       | 62    | H Santa Clara    | 37 48 | 129   | A Long Beach St.    | 52 60 |                 |
|                           |                  |       |       |                     |       | 84    | A Oregon         | 51 79 | 129   | H Long Beach St.    | 55 58 |                 |
|                           |                  |       |       |                     |       | 96    | A Washington St. | 44 61 | 133   | A La.-Lafayette     | 42 61 |                 |
|                           |                  |       |       |                     |       |       |                  |       | 135   | A Idaho             | 42 64 |                 |
|                           |                  |       |       |                     |       |       |                  |       | 187   | A UC Davis          | 51 80 |                 |
|                           |                  |       |       |                     |       |       |                  |       | 187   | H UC Davis          | 66 59 |                 |
|                           |                  |       |       |                     |       |       |                  |       | 188   | A Cal Poly          | 60 66 |                 |
|                           |                  |       |       |                     |       |       |                  |       | 188   | H Cal Poly          | 78 67 |                 |
|                           |                  |       |       |                     |       |       |                  |       | 191   | H UTRGV             | 60 62 |                 |
|                           |                  |       |       |                     |       |       |                  |       | 212   | H CSU Bakersfield   | 61 60 |                 |
|                           |                  |       |       |                     |       |       |                  |       | 240   | H Loyola Marymount  | 63 70 |                 |
|                           |                  |       |       |                     |       |       |                  |       | 256   | A Wyoming           | 67 76 |                 |
|                           |                  |       |       |                     |       |       |                  |       | 266   | A Pepperdine        | 69 71 |                 |
|                           |                  |       |       |                     |       |       |                  |       | 299   | A CSUN              | 65 49 |                 |
|                           |                  |       |       |                     |       |       |                  |       | 299   | H CSUN              | 70 58 |                 |
|                           |                  |       |       |                     |       |       |                  |       | 306   | H Morehead St.      | 93 78 |                 |
|                           |                  |       |       |                     |       |       |                  |       | 336   | A UC Irvine         | 80 62 |                 |
|                           |                  |       |       |                     |       |       |                  |       | 336   | H UC Irvine         | 66 37 |                 |
|                           |                  |       |       |                     |       |       |                  |       | 339   | A Cal St. Fullerton | 65 47 |                 |
|                           |                  |       |       |                     |       |       |                  |       | 339   | H Cal St. Fullerton | 79 49 |                 |
| LAST 12 Division I GAMES: |                  |       |       |                     |       |       |                  |       |       |                     |       |                 |
| 119                       | A Hawaii         | 45 59 | 336   | A UC Irvine         | 80 62 |       |                  |       |       |                     |       |                 |
| 188                       | A Cal Poly       | 60 66 | 119   | H Hawaii            | 62 63 |       |                  |       |       |                     |       |                 |
| 336                       | H UC Irvine      | 66 37 | 339   | H Cal St. Fullerton | 79 49 |       |                  |       |       |                     |       |                 |
| 129                       | H Long Beach St. | 55 58 | 187   | A UC Davis          | 51 80 |       |                  |       |       |                     |       |                 |
| 299                       | H CSUN           | 70 58 | 58    | A UC Riverside      | 81 92 |       |                  |       |       |                     |       |                 |
| 129                       | A Long Beach St. | 52 60 | 187   | H UC Davis          | 66 59 |       |                  |       |       |                     |       |                 |

Non-Div I Games: La Verne 89 41

UC Santa Barbara

Loss, Non-Conf, S Site, H Home A Away N Neutral



|                   |          |           |                |            |             |               |      |      |       |           |
|-------------------|----------|-----------|----------------|------------|-------------|---------------|------|------|-------|-----------|
| Average RPI Win:  | 243      | WON-LOST  | WINNING        | LAST 10    | STRENGTH OF | OPP. STRENGTH | TEAM | ADJ. | CONF. | ADJ CONF. |
| Average RPI Loss: | 120      | RECORD    | PCT. RANK      | GAMES      | SCHEDULE    | OF SCHEDULE   | RPI  | RPI  | RPI   | RPI       |
| DIV. I ONLY       | 7- 23    | 302       | 3- 7           | 157        | 96          | 277           | 277  | 9    | 9     |           |
| DIV. I NON-CONF.  | 3- 8     | 258       | 0- 0           | 135        | 190         | 247           | 247  | 7    | 7     |           |
| TOTALS            | RPI 1-25 | RPI 26-50 | W-L RECORDS    | RPI 51-100 | RPI 101-150 | RPI 150+      |      |      |       |           |
| 7- 23             | 0- 4     | 0- 2      | OVERALL        | 0- 4       | 0- 5        | 7- 8          |      |      |       |           |
| 5- 10             | 0- 1     | 0- 2      | HOME           | 0- 2       | 0- 3        | 5- 2          |      |      |       |           |
| 2- 11             | 0- 2     | 0- 0      | AWAY           | 0- 2       | 0- 2        | 2- 5          |      |      |       |           |
| 0- 2              | 0- 1     | 0- 0      | NEUTRAL        | 0- 0       | 0- 0        | 0- 1          |      |      |       |           |
| 3- 8              | 0- 1     | 0- 2      | NON-CONFERENCE | 0- 0       | 0- 2        | 3- 3          |      |      |       |           |
| 2- 4              | 0- 0     | 0- 2      | HOME           | 0- 0       | 0- 1        | 2- 1          |      |      |       |           |
| 1- 3              | 0- 0     | 0- 0      | AWAY           | 0- 0       | 0- 1        | 1- 2          |      |      |       |           |
| 0- 1              | 0- 1     | 0- 0      | NEUTRAL        | 0- 0       | 0- 0        | 0- 0          |      |      |       |           |
| 4- 15             | 0- 3     | 0- 0      | CONFERENCE     | 0- 4       | 0- 3        | 4- 5          |      |      |       |           |
| 3- 6              | 0- 1     | 0- 0      | HOME           | 0- 2       | 0- 2        | 3- 1          |      |      |       |           |
| 1- 8              | 0- 2     | 0- 0      | AWAY           | 0- 2       | 0- 1        | 1- 3          |      |      |       |           |
| 0- 1              | 0- 0     | 0- 0      | NEUTRAL        | 0- 0       | 0- 0        | 0- 1          |      |      |       |           |

| RPI                       | S | Opponent   | Score  | RPI | S | Opponent        | Score | RPI | S | Opponent | Score | RPI | S | Opponent      | Score | Team's RPI: 277 |
|---------------------------|---|------------|--------|-----|---|-----------------|-------|-----|---|----------|-------|-----|---|---------------|-------|-----------------|
| 3                         | A | UConn      | 51 106 | 30  | H | Oklahoma St.    | 55 74 | 71  | A | Temple   | 64 78 | 111 | A | Memphis       | 59 75 |                 |
| 20                        | A | South Fla. | 63 108 | 43  | H | St. John's (NY) | 42 70 | 71  | H | Temple   | 63 71 | 111 | H | Memphis       | 52 69 |                 |
| 20                        | H | South Fla. | 49 88  |     |   |                 |       | 73  | A | Tulane   | 54 75 | 123 | A | Akron         | 54 74 |                 |
| 23                        | N | Florida    | 79 93  |     |   |                 |       | 73  | H | Tulane   | 53 65 | 130 | H | Buffalo       | 60 66 |                 |
|                           |   |            |        |     |   |                 |       |     |   |          |       | 149 | H | East Carolina | 56 71 |                 |
|                           |   |            |        |     |   |                 |       |     |   |          |       | 180 | H | Butler        | 63 71 |                 |
|                           |   |            |        |     |   |                 |       |     |   |          |       | 185 | A | South Ala.    | 77 36 |                 |
|                           |   |            |        |     |   |                 |       |     |   |          |       | 193 | A | Tulsa         | 71 95 |                 |
|                           |   |            |        |     |   |                 |       |     |   |          |       | 193 | H | Tulsa         | 75 74 |                 |
|                           |   |            |        |     |   |                 |       |     |   |          |       | 194 | A | Stetson       | 68 83 |                 |
|                           |   |            |        |     |   |                 |       |     |   |          |       | 195 | A | SMU           | 50 65 |                 |
|                           |   |            |        |     |   |                 |       |     |   |          |       | 195 | H | SMU           | 66 54 |                 |
|                           |   |            |        |     |   |                 |       |     |   |          |       | 195 | N | SMU           | 74 83 |                 |
|                           |   |            |        |     |   |                 |       |     |   |          |       | 235 | A | Omaha         | 60 75 |                 |
|                           |   |            |        |     |   |                 |       |     |   |          |       | 239 | A | Cincinnati    | 80 60 |                 |
|                           |   |            |        |     |   |                 |       |     |   |          |       | 239 | H | Cincinnati    | 50 68 |                 |
|                           |   |            |        |     |   |                 |       |     |   |          |       | 285 | A | Houston       | 55 64 |                 |
|                           |   |            |        |     |   |                 |       |     |   |          |       | 285 | H | Houston       | 65 62 |                 |
|                           |   |            |        |     |   |                 |       |     |   |          |       | 297 | H | Florida A&M   | 93 55 |                 |
|                           |   |            |        |     |   |                 |       |     |   |          |       | 310 | H | FIU           | 89 72 |                 |
| LAST 12 Division I GAMES: |   |            |        |     |   |                 |       |     |   |          |       |     |   |               |       |                 |
| 195                       | N | SMU        | 74 83  | 111 | H | Memphis         | 52 69 |     |   |          |       |     |   |               |       |                 |
| 71                        | A | Temple     | 64 78  | 195 | A | SMU             | 50 65 |     |   |          |       |     |   |               |       |                 |
| 285                       | H | Houston    | 65 62  | 285 | A | Houston         | 55 64 |     |   |          |       |     |   |               |       |                 |
| 195                       | H | SMU        | 66 54  | 193 | H | Tulsa           | 75 74 |     |   |          |       |     |   |               |       |                 |
| 73                        | H | Tulane     | 53 65  | 111 | A | Memphis         | 59 75 |     |   |          |       |     |   |               |       |                 |
| 193                       | A | Tulsa      | 71 95  | 20  | H | South Fla.      | 49 88 |     |   |          |       |     |   |               |       |                 |

Non-Div I Games:

UCF

■ Loss, 
■ Non-Conf, 
■ S Site, 
■ H Home 
■ A Away 
N Neutral

|                   |          |           |                |            |             |               |      |      |       |           |
|-------------------|----------|-----------|----------------|------------|-------------|---------------|------|------|-------|-----------|
| Average RPI Win:  | 100      | WON-LOST  | WINNING        | LAST 10    | STRENGTH OF | OPP. STRENGTH | TEAM | ADJ. | CONF. | ADJ CONF. |
| Average RPI Loss: | 25       | RECORD    | PCT. RANK      | GAMES      | SCHEDULE    | OF SCHEDULE   | RPI  | RPI  | RPI   | RPI       |
| DIV. I ONLY       | 24- 8    | 48        | 8- 2           | 5          | 3           | 9             | 9    | 1    | 1     |           |
| DIV. I NON-CONF.  | 8- 2     | 51        | 0- 0           | 13         | 24          | 11            | 11   | 1    | 1     |           |
| TOTALS            | RPI 1-25 | RPI 26-50 | W-L RECORDS    | RPI 51-100 | RPI 101-150 | RPI 150+      |      |      |       |           |
| 24- 8             | 3- 5     | 3- 1      | OVERALL        | 10- 2      | 3- 0        | 5- 0          |      |      |       |           |
| 13- 1             | 3- 1     | 3- 0      | HOME           | 4- 0       | 1- 0        | 2- 0          |      |      |       |           |
| 8- 5              | 0- 0     | 0- 0      | AWAY           | 5- 0       | 1- 0        | 2- 0          |      |      |       |           |
| 3- 2              | 0- 2     | 0- 0      | NEUTRAL        | 1- 0       | 1- 0        | 1- 0          |      |      |       |           |
| 8- 2              | 0- 2     | 2- 0      | NON-CONFERENCE | 2- 0       | 0- 0        | 4- 0          |      |      |       |           |
| 4- 1              | 0- 1     | 2- 0      | HOME           | 0- 0       | 0- 0        | 2- 0          |      |      |       |           |
| 3- 0              | 0- 0     | 0- 0      | AWAY           | 2- 0       | 0- 0        | 1- 0          |      |      |       |           |
| 1- 1              | 0- 1     | 0- 0      | NEUTRAL        | 0- 0       | 0- 0        | 1- 0          |      |      |       |           |
| 16- 6             | 3- 3     | 1- 1      | CONFERENCE     | 8- 2       | 3- 0        | 1- 0          |      |      |       |           |
| 9- 0              | 3- 0     | 1- 0      | HOME           | 4- 0       | 1- 0        | 0- 0          |      |      |       |           |
| 5- 5              | 0- 2     | 0- 1      | AWAY           | 3- 2       | 1- 0        | 1- 0          |      |      |       |           |
| 2- 1              | 0- 1     | 0- 0      | NEUTRAL        | 1- 0       | 1- 0        | 0- 0          |      |      |       |           |

| RPI                       | S | Opponent         | Score | RPI | S | Opponent            | Score | RPI | S | Opponent            | Score   | RPI | S | Opponent        | Score  |
|---------------------------|---|------------------|-------|-----|---|---------------------|-------|-----|---|---------------------|---------|-----|---|-----------------|--------|
| 1                         | N | Notre Dame       | 84 92 | 32  | A | Washington          | 56 64 | 55  | A | Southern California | 68 71   | 122 | A | Arizona         | 73 39  |
| 4                         | H | South Carolina   | 65 68 | 32  | H | Washington          | 63 59 | 55  | H | Southern California | 78 73   | 122 | H | Arizona         | 80 53  |
| 5                         | A | Oregon St.       | 54 64 | 34  | H | James Madison       | 90 61 | 58  | A | UC Riverside        | 70 56   | 122 | N | Arizona         | 72 51  |
| 5                         | H | Oregon St.       | 71 51 | 43  | H | St. John's (NY)     | 73 58 | 75  | A | Michigan            | 86 77   | 167 | A | Sacramento St.  | 109 76 |
| 5                         | N | Oregon St.       | 57 69 |     |   |                     |       | 84  | A | Oregon              | 77 72   | 183 | N | Louisiana Tech  | 68 57  |
| 10                        | H | Stanford         | 56 36 |     |   |                     |       | 84  | H | Oregon              | 80 69   | 201 | A | Colorado        | 82 64  |
| 11                        | A | Arizona St.      | 61 65 |     |   |                     |       | 85  | A | California          | 104 108 | 212 | H | CSU Bakersfield | 82 68  |
| 11                        | H | Arizona St.      | 74 61 |     |   |                     |       | 85  | H | California          | 75 56   | 336 | H | UC Irvine       | 83 48  |
|                           |   |                  |       |     |   |                     |       | 85  | N | California          | 73 67   |     |   |                 |        |
|                           |   |                  |       |     |   |                     |       | 87  | A | Utah                | 69 63   |     |   |                 |        |
|                           |   |                  |       |     |   |                     |       | 96  | A | Washington St.      | 75 73   |     |   |                 |        |
|                           |   |                  |       |     |   |                     |       | 96  | H | Washington St.      | 73 61   |     |   |                 |        |
| LAST 12 Division I GAMES: |   |                  |       |     |   |                     |       |     |   |                     |         |     |   |                 |        |
|                           |   | 5 N Oregon St.   | 57 69 |     |   | 84 A Oregon         | 77 72 |     |   |                     |         |     |   |                 |        |
|                           |   | 85 N California  | 73 67 |     |   | 32 H Washington     | 63 59 |     |   |                     |         |     |   |                 |        |
|                           |   | 122 N Arizona    | 72 51 |     |   | 96 H Washington St. | 73 61 |     |   |                     |         |     |   |                 |        |
|                           |   | 11 H Arizona St. | 74 61 |     |   | 122 A Arizona       | 73 39 |     |   |                     |         |     |   |                 |        |
|                           |   | 122 H Arizona    | 80 53 |     |   | 11 A Arizona St.    | 61 65 |     |   |                     |         |     |   |                 |        |
|                           |   | 5 A Oregon St.   | 54 64 |     |   | 87 A Utah           | 69 63 |     |   |                     |         |     |   |                 |        |

Non-Div I Games:

UCLA

■ Loss, 
 ■ Non-Conf, S Site, 
 ■ Home 
 ■ Away 
 N Neutral

|                   |          |           |                |            |             |               |      |      |       |           |
|-------------------|----------|-----------|----------------|------------|-------------|---------------|------|------|-------|-----------|
| Average RPI Win:  | 111      | WON-LOST  | WINNING        | LAST 10    | STRENGTH OF | OPP. STRENGTH | TEAM | ADJ. | CONF. | ADJ CONF. |
| Average RPI Loss: | 0        | RECORD    | PCT. RANK      | GAMES      | SCHEDULE    | OF SCHEDULE   | RPI  | RPI  | RPI   | RPI       |
| DIV. I ONLY       | 32- 0    | 1         | 10- 0          | 18         | 33          | 3             | 3    | 9    | 9     |           |
| DIV. I NON-CONF.  | 11- 0    | 1         | 1- 0           | 1          | 1           | 1             | 1    | 7    | 7     |           |
| TOTALS            | RPI 1-25 | RPI 26-50 | W-L RECORDS    | RPI 51-100 | RPI 101-150 | RPI 150+      |      |      |       |           |
| 32- 0             | 8- 0     | 3- 0      | OVERALL        | 6- 0       | 6- 0        | 9- 0          |      |      |       |           |
| 13- 0             | 2- 0     | 1- 0      | HOME           | 3- 0       | 3- 0        | 4- 0          |      |      |       |           |
| 14- 0             | 3- 0     | 2- 0      | AWAY           | 2- 0       | 2- 0        | 5- 0          |      |      |       |           |
| 5- 0              | 3- 0     | 0- 0      | NEUTRAL        | 1- 0       | 1- 0        | 0- 0          |      |      |       |           |
| 11- 0             | 5- 0     | 3- 0      | NON-CONFERENCE | 1- 0       | 1- 0        | 1- 0          |      |      |       |           |
| 4- 0              | 1- 0     | 1- 0      | HOME           | 1- 0       | 1- 0        | 0- 0          |      |      |       |           |
| 5- 0              | 2- 0     | 2- 0      | AWAY           | 0- 0       | 0- 0        | 1- 0          |      |      |       |           |
| 2- 0              | 2- 0     | 0- 0      | NEUTRAL        | 0- 0       | 0- 0        | 0- 0          |      |      |       |           |
| 21- 0             | 3- 0     | 0- 0      | CONFERENCE     | 5- 0       | 5- 0        | 8- 0          |      |      |       |           |
| 9- 0              | 1- 0     | 0- 0      | HOME           | 2- 0       | 2- 0        | 4- 0          |      |      |       |           |
| 9- 0              | 1- 0     | 0- 0      | AWAY           | 2- 0       | 2- 0        | 4- 0          |      |      |       |           |
| 3- 0              | 1- 0     | 0- 0      | NEUTRAL        | 1- 0       | 1- 0        | 0- 0          |      |      |       |           |

| RPI                       | S | Opponent            | Score  | RPI | S | Opponent            | Score | RPI | S | Opponent | Score  | RPI | S | Opponent      | Score  |
|---------------------------|---|---------------------|--------|-----|---|---------------------|-------|-----|---|----------|--------|-----|---|---------------|--------|
| 1                         | H | Notre Dame          | 91 81  | 28  | A | DePaul              | 86 70 | 71  | A | Temple   | 85 60  | 111 | A | Memphis       | 86 46  |
| 4                         | A | South Carolina      | 66 54  | 41  | A | Chattanooga         | 79 31 | 71  | H | Temple   | 104 49 | 111 | H | Memphis       | 83 40  |
| 6                         | A | Ohio St.            | 100 56 | 49  | H | Kansas St.          | 97 57 | 73  | A | Tulane   | 96 38  | 121 | H | LSU           | 86 40  |
| 8                         | N | Maryland            | 83 73  |     |   |                     |       | 73  | H | Tulane   | 80 40  | 149 | A | East Carolina | 84 41  |
| 16                        | N | Florida St.         | 73 49  |     |   |                     |       | 73  | N | Tulane   | 82 35  | 149 | H | East Carolina | 92 46  |
| 20                        | A | South Fla.          | 75 59  |     |   |                     |       | 94  | H | Nebraska | 88 46  | 149 | N | East Carolina | 92 51  |
| 20                        | H | South Fla.          | 79 59  |     |   |                     |       |     |   |          |        | 193 | A | Tulsa         | 94 30  |
| 20                        | N | South Fla.          | 77 51  |     |   |                     |       |     |   |          |        | 193 | H | Tulsa         | 95 35  |
|                           |   |                     |        |     |   |                     |       |     |   |          |        | 195 | A | SMU           | 90 37  |
|                           |   |                     |        |     |   |                     |       |     |   |          |        | 195 | H | SMU           | 88 41  |
|                           |   |                     |        |     |   |                     |       |     |   |          |        | 239 | A | Cincinnati    | 107 45 |
|                           |   |                     |        |     |   |                     |       |     |   |          |        | 239 | H | Cincinnati    | 88 34  |
|                           |   |                     |        |     |   |                     |       |     |   |          |        | 277 | H | UCF           | 106 51 |
|                           |   |                     |        |     |   |                     |       |     |   |          |        | 285 | A | Houston       | 76 37  |
|                           |   |                     |        |     |   |                     |       |     |   |          |        | 292 | A | Colgate       | 94 50  |
| LAST 12 Division I GAMES: |   |                     |        |     |   |                     |       |     |   |          |        |     |   |               |        |
|                           |   | 20 N South Fla.     | 77 51  |     |   | 149 A East Carolina | 84 41 |     |   |          |        |     |   |               |        |
|                           |   | 73 N Tulane         | 82 35  |     |   | 239 H Cincinnati    | 88 34 |     |   |          |        |     |   |               |        |
|                           |   | 149 N East Carolina | 92 51  |     |   | 71 A Temple         | 85 60 |     |   |          |        |     |   |               |        |
|                           |   | 20 H South Fla.     | 79 59  |     |   | 4 A South Carolina  | 66 54 |     |   |          |        |     |   |               |        |
|                           |   | 73 H Tulane         | 80 40  |     |   | 149 H East Carolina | 92 46 |     |   |          |        |     |   |               |        |
|                           |   | 195 H SMU           | 88 41  |     |   | 73 A Tulane         | 96 38 |     |   |          |        |     |   |               |        |

Non-Div I Games:

UConn

■ Loss, 
 ■ Non-Conf, S Site, 
 ■ Home 
 ■ Away 
 N Neutral

|                   |          |           |                |            |             |               |      |      |       |           |
|-------------------|----------|-----------|----------------|------------|-------------|---------------|------|------|-------|-----------|
| UMBC              |          |           |                |            |             |               |      |      |       |           |
| Average RPI Win:  | 249      | WON-LOST  | WINNING        | LAST 10    | STRENGTH OF | OPP. STRENGTH | TEAM | ADJ. | CONF. | ADJ CONF. |
| Average RPI Loss: | 151      | RECORD    | PCT. RANK      | GAMES      | SCHEDULE    | OF SCHEDULE   | RPI  | RPI  | RPI   | RPI       |
| DIV. I ONLY       | 17- 13   | 137       | 5- 5           | 283        | 219         | 182           | 182  | 16   | 16    |           |
| DIV. I NON-CONF.  | 9- 4     | 95        | 0- 0           | 288        | 282         | 156           | 156  | 19   | 19    |           |
| TOTALS            | RPI 1-25 | RPI 26-50 | W-L RECORDS    | RPI 51-100 | RPI 101-150 | RPI 150+      |      |      |       |           |
| 17- 13            | 0- 0     | 0- 3      | OVERALL        | 1- 2       | 0- 1        | 16- 7         |      |      |       |           |
| 8- 6              | 0- 0     | 0- 2      | HOME           | 1- 1       | 0- 0        | 7- 3          |      |      |       |           |
| 8- 7              | 0- 0     | 0- 1      | AWAY           | 0- 1       | 0- 1        | 8- 4          |      |      |       |           |
| 1- 0              | 0- 0     | 0- 0      | NEUTRAL        | 0- 0       | 0- 0        | 1- 0          |      |      |       |           |
| 9- 4              | 0- 0     | 0- 1      | NON-CONFERENCE | 1- 0       | 0- 1        | 8- 2          |      |      |       |           |
| 4- 2              | 0- 0     | 0- 1      | HOME           | 1- 0       | 0- 0        | 3- 1          |      |      |       |           |
| 4- 2              | 0- 0     | 0- 0      | AWAY           | 0- 0       | 0- 1        | 4- 1          |      |      |       |           |
| 1- 0              | 0- 0     | 0- 0      | NEUTRAL        | 0- 0       | 0- 0        | 1- 0          |      |      |       |           |
| 8- 9              | 0- 0     | 0- 2      | CONFERENCE     | 0- 2       | 0- 0        | 8- 5          |      |      |       |           |
| 4- 4              | 0- 0     | 0- 1      | HOME           | 0- 1       | 0- 0        | 4- 2          |      |      |       |           |
| 4- 5              | 0- 0     | 0- 1      | AWAY           | 0- 1       | 0- 0        | 4- 3          |      |      |       |           |
| 0- 0              | 0- 0     | 0- 0      | NEUTRAL        | 0- 0       | 0- 0        | 0- 0          |      |      |       |           |

| RPI 1-25                  |   |          |       | RPI 26-50 |   |               |       | RPI 51-100 |   |               |       | RPI 101+ |   |                 |        | Team's RPI: 182 |
|---------------------------|---|----------|-------|-----------|---|---------------|-------|------------|---|---------------|-------|----------|---|-----------------|--------|-----------------|
| RPI                       | S | Opponent | Score | RPI       | S | Opponent      | Score | RPI        | S | Opponent      | Score | RPI      | S | Opponent        | Score  |                 |
|                           |   |          |       | 36        | H | Penn          | 46 81 | 63         | A | Maine         | 55 65 | 115      | A | Saint Joseph's  | 45 104 |                 |
|                           |   |          |       | 48        | A | Albany (NY)   | 39 63 | 63         | H | Maine         | 38 72 | 157      | A | Stony Brook     | 69 65  |                 |
|                           |   |          |       | 48        | H | Albany (NY)   | 42 77 | 90         | H | Bucknell      | 65 52 | 157      | H | Stony Brook     | 60 69  |                 |
|                           |   |          |       |           |   |               |       |            |   |               |       | 217      | A | Hartford        | 57 65  |                 |
|                           |   |          |       |           |   |               |       |            |   |               |       | 217      | H | Hartford        | 58 51  |                 |
|                           |   |          |       |           |   |               |       |            |   |               |       | 219      | A | Binghamton      | 56 70  |                 |
|                           |   |          |       |           |   |               |       |            |   |               |       | 219      | A | Binghamton      | 41 49  |                 |
|                           |   |          |       |           |   |               |       |            |   |               |       | 219      | H | Binghamton      | 62 51  |                 |
|                           |   |          |       |           |   |               |       |            |   |               |       | 222      | A | Loyola Maryland | 52 46  |                 |
|                           |   |          |       |           |   |               |       |            |   |               |       | 231      | A | New Hampshire   | 65 55  |                 |
|                           |   |          |       |           |   |               |       |            |   |               |       | 231      | H | New Hampshire   | 59 67  |                 |
|                           |   |          |       |           |   |               |       |            |   |               |       | 246      | A | Coppin St.      | 68 61  |                 |
|                           |   |          |       |           |   |               |       |            |   |               |       | 247      | H | Columbia        | 68 70  |                 |
|                           |   |          |       |           |   |               |       |            |   |               |       | 254      | A | Morgan St.      | 65 46  |                 |
|                           |   |          |       |           |   |               |       |            |   |               |       | 273      | H | American        | 47 46  |                 |
|                           |   |          |       |           |   |               |       |            |   |               |       | 276      | A | Vermont         | 74 60  |                 |
|                           |   |          |       |           |   |               |       |            |   |               |       | 276      | H | Vermont         | 85 48  |                 |
|                           |   |          |       |           |   |               |       |            |   |               |       | 280      | H | La Salle        | 60 29  |                 |
|                           |   |          |       |           |   |               |       |            |   |               |       | 281      | A | UMES            | 55 52  |                 |
|                           |   |          |       |           |   |               |       |            |   |               |       | 284      | H | Rider           | 58 53  |                 |
|                           |   |          |       |           |   |               |       |            |   |               |       | 284      | N | Rider           | 67 58  |                 |
|                           |   |          |       |           |   |               |       |            |   |               |       | 295      | A | Towson          | 51 61  |                 |
|                           |   |          |       |           |   |               |       |            |   |               |       | 320      | A | UMass Lowell    | 68 44  |                 |
|                           |   |          |       |           |   |               |       |            |   |               |       | 320      | H | UMass Lowell    | 68 52  |                 |
| LAST 12 Division I GAMES: |   |          |       |           |   |               |       |            |   |               |       |          |   |                 |        |                 |
|                           |   |          |       | 219       | A | Binghamton    | 41 49 | 157        | A | Stony Brook   | 69 65 |          |   |                 |        |                 |
|                           |   |          |       | 231       | H | New Hampshire | 59 67 | 63         | H | Maine         | 38 72 |          |   |                 |        |                 |
|                           |   |          |       | 219       | A | Binghamton    | 56 70 | 48         | A | Albany (NY)   | 39 63 |          |   |                 |        |                 |
|                           |   |          |       | 276       | A | Vermont       | 74 60 | 231        | A | New Hampshire | 65 55 |          |   |                 |        |                 |
|                           |   |          |       | 217       | H | Hartford      | 58 51 | 219        | H | Binghamton    | 62 51 |          |   |                 |        |                 |
|                           |   |          |       | 320       | H | UMass Lowell  | 68 52 | 217        | A | Hartford      | 57 65 |          |   |                 |        |                 |

Non-Div I Games:

UMBC

■ Loss, 
 ■ Non-Conf, 
 ■ S Site, 
 ■ H Home 
 ■ A Away 
 N Neutral

|                   |          |           |                |            |             |               |      |      |       |           |
|-------------------|----------|-----------|----------------|------------|-------------|---------------|------|------|-------|-----------|
| Average RPI Win:  | 286      | WON-LOST  | WINNING        | LAST 10    | STRENGTH OF | OPP. STRENGTH | TEAM | ADJ. | CONF. | ADJ CONF. |
| Average RPI Loss: | 206      | RECORD    | PCT. RANK      | GAMES      | SCHEDULE    | OF SCHEDULE   | RPI  | RPI  | RPI   | RPI       |
| DIV. I ONLY       | 11- 17   | 236       | 7- 3           | 297        | 332         | 281           | 281  | 32   | 32    |           |
| DIV. I NON-CONF.  | 1- 10    | 330       | 0- 0           | 78         | 208         | 282           | 282  | 30   | 30    |           |
| TOTALS            | RPI 1-25 | RPI 26-50 | W-L RECORDS    | RPI 51-100 | RPI 101-150 | RPI 150+      |      |      |       |           |
| 11- 17            | 0- 2     | 0- 0      | OVERALL        | 0- 1       | 0- 1        | 11- 13        |      |      |       |           |
| 6- 8              | 0- 1     | 0- 0      | HOME           | 0- 0       | 0- 1        | 6- 6          |      |      |       |           |
| 5- 8              | 0- 1     | 0- 0      | AWAY           | 0- 1       | 0- 0        | 5- 6          |      |      |       |           |
| 0- 1              | 0- 0     | 0- 0      | NEUTRAL        | 0- 0       | 0- 0        | 0- 1          |      |      |       |           |
| 1- 10             | 0- 2     | 0- 0      | NON-CONFERENCE | 0- 1       | 0- 1        | 1- 6          |      |      |       |           |
| 1- 5              | 0- 1     | 0- 0      | HOME           | 0- 0       | 0- 1        | 1- 3          |      |      |       |           |
| 0- 5              | 0- 1     | 0- 0      | AWAY           | 0- 1       | 0- 0        | 0- 3          |      |      |       |           |
| 0- 0              | 0- 0     | 0- 0      | NEUTRAL        | 0- 0       | 0- 0        | 0- 0          |      |      |       |           |
| 10- 7             | 0- 0     | 0- 0      | CONFERENCE     | 0- 0       | 0- 0        | 10- 7         |      |      |       |           |
| 5- 3              | 0- 0     | 0- 0      | HOME           | 0- 0       | 0- 0        | 5- 3          |      |      |       |           |
| 5- 3              | 0- 0     | 0- 0      | AWAY           | 0- 0       | 0- 0        | 5- 3          |      |      |       |           |
| 0- 1              | 0- 0     | 0- 0      | NEUTRAL        | 0- 0       | 0- 0        | 0- 1          |      |      |       |           |

| RPI 1-25                  |   |          |        | RPI 26-50 |   |                    | RPI 51-100 |    |          | RPI 101+ |                 |                    | Team's RPI: 281 |
|---------------------------|---|----------|--------|-----------|---|--------------------|------------|----|----------|----------|-----------------|--------------------|-----------------|
| RPI                       | S | Opponent | Score  | RPI       | S | Opponent           | RPI        | S  | Opponent | RPI      | S               | Opponent           | Score           |
| 8                         | H | Maryland | 30 106 |           |   |                    | 70         | A  | VCU      | 102      | H               | Georgetown         | 60 71           |
| 18                        | A | Duquesne | 59 95  |           |   |                    |            |    |          | 154      | H               | Old Dominion       | 52 69           |
|                           |   |          |        |           |   |                    |            |    |          | 158      | A               | Northeastern       | 49 60           |
|                           |   |          |        |           |   |                    |            |    |          | 170      | A               | Xavier             | 56 61           |
|                           |   |          |        |           |   |                    |            |    |          | 182      | H               | UMBC               | 52 55           |
|                           |   |          |        |           |   |                    |            |    |          | 203      | H               | Hampton            | 55 76           |
|                           |   |          |        |           |   |                    |            |    |          | 211      | H               | USC Upstate        | 78 59           |
|                           |   |          |        |           |   |                    |            |    |          | 218      | A               | N.C. A&T           | 56 50           |
|                           |   |          |        |           |   |                    |            |    |          | 244      | H               | Bethune-Cookman    | 76 71           |
|                           |   |          |        |           |   |                    |            |    |          | 246      | A               | Coppin St.         | 54 61           |
|                           |   |          |        |           |   |                    |            |    |          | 254      | A               | Morgan St.         | 50 42           |
|                           |   |          |        |           |   |                    |            |    |          | 254      | H               | Morgan St.         | 69 77           |
|                           |   |          |        |           |   |                    |            |    |          | 293      | A               | Savannah St.       | 42 60           |
|                           |   |          |        |           |   |                    |            |    |          | 297      | H               | Florida A&M        | 61 47           |
|                           |   |          |        |           |   |                    |            |    |          | 311      | A               | UNCG               | 51 71           |
|                           |   |          |        |           |   |                    |            |    |          | 312      | A               | South Carolina St. | 63 56           |
|                           |   |          |        |           |   |                    |            |    |          | 312      | H               | South Carolina St. | 61 55           |
|                           |   |          |        |           |   |                    |            |    |          | 317      | H               | Mt. St. Mary's     | 50 57           |
|                           |   |          |        |           |   |                    |            |    |          | 322      | A               | Delaware St.       | 70 61           |
|                           |   |          |        |           |   |                    |            |    |          | 322      | H               | Delaware St.       | 54 49           |
|                           |   |          |        |           |   |                    |            |    |          | 328      | A               | Howard             | 79 57           |
|                           |   |          |        |           |   |                    |            |    |          | 328      | H               | Howard             | 62 59           |
|                           |   |          |        |           |   |                    |            |    |          | 328      | N               | Howard             | 51 68           |
|                           |   |          |        |           |   |                    |            |    |          | 347      | H               | Norfolk St.        | 63 74           |
|                           |   |          |        |           |   |                    |            |    |          | 348      | A               | N.C. Central       | 46 49           |
| LAST 12 Division I GAMES: |   |          |        |           |   |                    |            |    |          |          |                 |                    |                 |
|                           |   |          |        | 328       | N | Howard             | 51         | 68 | 322      | A        | Delaware St.    | 70                 | 61              |
|                           |   |          |        | 297       | H | Florida A&M        | 61         | 47 | 347      | H        | Norfolk St.     | 63                 | 74              |
|                           |   |          |        | 254       | A | Morgan St.         | 50         | 42 | 203      | H        | Hampton         | 55                 | 76              |
|                           |   |          |        | 322       | H | Delaware St.       | 54         | 49 | 328      | H        | Howard          | 62                 | 59              |
|                           |   |          |        | 312       | H | South Carolina St. | 61         | 55 | 246      | A        | Coppin St.      | 54                 | 61              |
|                           |   |          |        | 328       | A | Howard             | 79         | 57 | 244      | H        | Bethune-Cookman | 76                 | 71              |

Non-Div I Games: Cheyney 76 46

UMES

■ Loss, 
 ■ Non-Conf, 
 ■ S Site, 
 ■ Home 
 ■ A Away 
 N Neutral

|                   |          |           |                |            |             |               |      |      |       |           |
|-------------------|----------|-----------|----------------|------------|-------------|---------------|------|------|-------|-----------|
| Average RPI Win:  | 253      | WON-LOST  | WINNING        | LAST 10    | STRENGTH OF | OPP. STRENGTH | TEAM | ADJ. | CONF. | ADJ CONF. |
| Average RPI Loss: | 211      | RECORD    | PCT. RANK      | GAMES      | SCHEDULE    | OF SCHEDULE   | RPI  | RPI  | RPI   | RPI       |
| DIV. I ONLY       | 8- 17    | 272       | 4- 6           | 330        | 267         | 302           | 302  | 28   | 28    |           |
| DIV. I NON-CONF.  | 3- 8     | 258       | 0- 0           | 328        | 241         | 319           | 319  | 25   | 25    |           |
| TOTALS            | RPI 1-25 | RPI 26-50 | W-L RECORDS    | RPI 51-100 | RPI 101-150 | RPI 150+      |      |      |       |           |
| 8- 17             | 0- 0     | 0- 0      | OVERALL        | 0- 1       | 0- 4        | 8- 12         |      |      |       |           |
| 3- 8              | 0- 0     | 0- 0      | HOME           | 0- 0       | 0- 2        | 3- 6          |      |      |       |           |
| 5- 9              | 0- 0     | 0- 0      | AWAY           | 0- 1       | 0- 2        | 5- 6          |      |      |       |           |
| 0- 0              | 0- 0     | 0- 0      | NEUTRAL        | 0- 0       | 0- 0        | 0- 0          |      |      |       |           |
| 3- 8              | 0- 0     | 0- 0      | NON-CONFERENCE | 0- 1       | 0- 2        | 3- 5          |      |      |       |           |
| 1- 3              | 0- 0     | 0- 0      | HOME           | 0- 0       | 0- 1        | 1- 2          |      |      |       |           |
| 2- 5              | 0- 0     | 0- 0      | AWAY           | 0- 1       | 0- 1        | 2- 3          |      |      |       |           |
| 0- 0              | 0- 0     | 0- 0      | NEUTRAL        | 0- 0       | 0- 0        | 0- 0          |      |      |       |           |
| 5- 9              | 0- 0     | 0- 0      | CONFERENCE     | 0- 0       | 0- 2        | 5- 7          |      |      |       |           |
| 2- 5              | 0- 0     | 0- 0      | HOME           | 0- 0       | 0- 1        | 2- 4          |      |      |       |           |
| 3- 4              | 0- 0     | 0- 0      | AWAY           | 0- 0       | 0- 1        | 3- 3          |      |      |       |           |
| 0- 0              | 0- 0     | 0- 0      | NEUTRAL        | 0- 0       | 0- 0        | 0- 0          |      |      |       |           |

| RPI 1-25                  |   |          |       | RPI 26-50 |   |                |       | RPI 51-100 |   |              |       | RPI 101+ |     |                   |                | Team's RPI: 302 |    |
|---------------------------|---|----------|-------|-----------|---|----------------|-------|------------|---|--------------|-------|----------|-----|-------------------|----------------|-----------------|----|
| RPI                       | S | Opponent | Score | RPI       | S | Opponent       | Score | RPI        | S | Opponent     | Score | RPI      | S   | Opponent          | Score          |                 |    |
|                           |   |          |       |           |   |                |       | 100        | A | Northwestern | 38    | 80       | 108 | A                 | New Mexico St. | 74              | 78 |
|                           |   |          |       |           |   |                |       |            |   |              |       | 108      | H   | New Mexico St.    | 62             | 68              |    |
|                           |   |          |       |           |   |                |       |            |   |              |       | 147      | H   | SIUE              | 58             | 63              |    |
|                           |   |          |       |           |   |                |       |            |   |              |       | 148      | A   | Milwaukee         | 48             | 70              |    |
|                           |   |          |       |           |   |                |       |            |   |              |       | 191      | A   | UTRGV             | 59             | 57              |    |
|                           |   |          |       |           |   |                |       |            |   |              |       | 191      | H   | UTRGV             | 53             | 62              |    |
|                           |   |          |       |           |   |                |       |            |   |              |       | 210      | A   | Utah Valley       | 71             | 79              |    |
|                           |   |          |       |           |   |                |       |            |   |              |       | 210      | H   | Utah Valley       | 44             | 58              |    |
|                           |   |          |       |           |   |                |       |            |   |              |       | 212      | A   | CSU Bakersfield   | 56             | 40              |    |
|                           |   |          |       |           |   |                |       |            |   |              |       | 212      | H   | CSU Bakersfield   | 68             | 78              |    |
|                           |   |          |       |           |   |                |       |            |   |              |       | 220      | A   | Kansas            | 47             | 44              |    |
|                           |   |          |       |           |   |                |       |            |   |              |       | 227      | H   | Indiana St.       | 47             | 77              |    |
|                           |   |          |       |           |   |                |       |            |   |              |       | 229      | A   | Grand Canyon      | 63             | 57              |    |
|                           |   |          |       |           |   |                |       |            |   |              |       | 229      | H   | Grand Canyon      | 59             | 68              |    |
|                           |   |          |       |           |   |                |       |            |   |              |       | 230      | A   | Southeast Mo. St. | 65             | 78              |    |
|                           |   |          |       |           |   |                |       |            |   |              |       | 235      | A   | Omaha             | 42             | 57              |    |
|                           |   |          |       |           |   |                |       |            |   |              |       | 254      | A   | Morgan St.        | 59             | 50              |    |
|                           |   |          |       |           |   |                |       |            |   |              |       | 271      | A   | Seattle           | 63             | 69              |    |
|                           |   |          |       |           |   |                |       |            |   |              |       | 271      | H   | Seattle           | 64             | 43              |    |
|                           |   |          |       |           |   |                |       |            |   |              |       | 295      | A   | Towson            | 47             | 70              |    |
|                           |   |          |       |           |   |                |       |            |   |              |       | 301      | H   | Denver            | 68             | 58              |    |
|                           |   |          |       |           |   |                |       |            |   |              |       | 327      | H   | North Florida     | 55             | 62              |    |
|                           |   |          |       |           |   |                |       |            |   |              |       | 344      | A   | Chicago St.       | 72             | 77              |    |
|                           |   |          |       |           |   |                |       |            |   |              |       | 344      | H   | Chicago St.       | 67             | 50              |    |
| LAST 12 Division I GAMES: |   |          |       |           |   |                |       |            |   |              |       |          |     |                   |                |                 |    |
|                           |   |          |       |           |   |                |       |            |   |              |       |          |     |                   |                |                 |    |
|                           |   |          |       | 344       | H | Chicago St.    | 67    | 50         |   |              |       | 212      | H   | CSU Bakersfield   | 68             | 78              |    |
|                           |   |          |       | 108       | A | New Mexico St. | 74    | 78         |   |              |       | 344      | A   | Chicago St.       | 72             | 77              |    |
|                           |   |          |       | 210       | H | Utah Valley    | 44    | 58         |   |              |       | 229      | A   | Grand Canyon      | 63             | 57              |    |
|                           |   |          |       | 229       | H | Grand Canyon   | 59    | 68         |   |              |       | 210      | A   | Utah Valley       | 71             | 79              |    |
|                           |   |          |       | 191       | A | UTRGV          | 59    | 57         |   |              |       | 191      | H   | UTRGV             | 53             | 62              |    |
|                           |   |          |       | 271       | H | Seattle        | 64    | 43         |   |              |       | 108      | H   | New Mexico St.    | 62             | 68              |    |

Non-Div I Games: Stephens College 76 46 Bethany (KS) 64 51

UMKC

Loss, Non-Conf, S Site, H Home A Away N Neutral

|                   |          |           |                |            |             |               |      |      |       |           |
|-------------------|----------|-----------|----------------|------------|-------------|---------------|------|------|-------|-----------|
| Average RPI Win:  | 297      | WON-LOST  | WINNING        | LAST 10    | STRENGTH OF | OPP. STRENGTH | TEAM | ADJ. | CONF. | ADJ CONF. |
| Average RPI Loss: | 173      | RECORD    | PCT. RANK      | GAMES      | SCHEDULE    | OF SCHEDULE   | RPI  | RPI  | RPI   | RPI       |
| DIV. I ONLY       | 4- 24    | 326       | 1- 9           | 229        | 221         | 320           | 320  | 16   | 16    |           |
| DIV. I NON-CONF.  | 3- 9     | 272       | 0- 0           | 275        | 258         | 296           | 296  | 19   | 19    |           |
| TOTALS            | RPI 1-25 | RPI 26-50 | W-L RECORDS    | RPI 51-100 | RPI 101-150 | RPI 150+      |      |      |       |           |
| 4- 24             | 0- 1     | 0- 3      | OVERALL        | 0- 2       | 0- 1        | 4- 17         |      |      |       |           |
| 2- 10             | 0- 0     | 0- 1      | HOME           | 0- 1       | 0- 0        | 2- 8          |      |      |       |           |
| 2- 14             | 0- 0     | 0- 0      | AWAY           | 0- 0       | 0- 0        | 2- 0          |      |      |       |           |
| 0- 0              | 0- 0     | 0- 0      | NEUTRAL        | 0- 0       | 0- 0        | 0- 0          |      |      |       |           |
| 3- 9              | 0- 1     | 0- 1      | NON-CONFERENCE | 0- 0       | 0- 1        | 3- 6          |      |      |       |           |
| 2- 2              | 0- 0     | 0- 0      | HOME           | 0- 0       | 0- 0        | 2- 2          |      |      |       |           |
| 1- 7              | 0- 1     | 0- 1      | AWAY           | 0- 0       | 0- 1        | 1- 4          |      |      |       |           |
| 0- 0              | 0- 0     | 0- 0      | NEUTRAL        | 0- 0       | 0- 0        | 0- 0          |      |      |       |           |
| 1- 15             | 0- 0     | 0- 2      | CONFERENCE     | 0- 2       | 0- 0        | 1- 11         |      |      |       |           |
| 0- 8              | 0- 0     | 0- 1      | HOME           | 0- 1       | 0- 0        | 0- 6          |      |      |       |           |
| 1- 7              | 0- 0     | 0- 1      | AWAY           | 0- 1       | 0- 0        | 1- 5          |      |      |       |           |
| 0- 0              | 0- 0     | 0- 0      | NEUTRAL        | 0- 0       | 0- 0        | 0- 0          |      |      |       |           |

| RPI 1-25                  |   |          |        | RPI 26-50 |   |               |       | RPI 51-100 |   |               |       | RPI 101+ Team's RPI: 320 |   |                     |       |
|---------------------------|---|----------|--------|-----------|---|---------------|-------|------------|---|---------------|-------|--------------------------|---|---------------------|-------|
| RPI                       | S | Opponent | Score  | RPI       | S | Opponent      | Score | RPI        | S | Opponent      | Score | RPI                      | S | Opponent            | Score |
| 8                         | A | Maryland | 53 102 | 26        | A | Miami (FL)    | 53 84 | 63         | A | Maine         | 44 74 | 118                      | A | Boston College      | 55 66 |
|                           |   |          |        | 48        | A | Albany (NY)   | 57 88 | 63         | H | Maine         | 46 73 | 157                      | A | Stony Brook         | 46 60 |
|                           |   |          |        | 48        | H | Albany (NY)   | 55 85 |            |   |               |       | 157                      | H | Stony Brook         | 50 64 |
|                           |   |          |        |           |   |               |       |            |   |               |       | 182                      | A | UMBC                | 52 68 |
|                           |   |          |        |           |   |               |       |            |   |               |       | 182                      | H | UMBC                | 44 68 |
|                           |   |          |        |           |   |               |       |            |   |               |       | 213                      | A | Rhode Island        | 64 72 |
|                           |   |          |        |           |   |               |       |            |   |               |       | 217                      | A | Hartford            | 59 72 |
|                           |   |          |        |           |   |               |       |            |   |               |       | 217                      | H | Hartford            | 70 75 |
|                           |   |          |        |           |   |               |       |            |   |               |       | 219                      | A | Binghamton          | 52 55 |
|                           |   |          |        |           |   |               |       |            |   |               |       | 219                      | H | Binghamton          | 70 75 |
|                           |   |          |        |           |   |               |       |            |   |               |       | 221                      | A | Massachusetts       | 58 84 |
|                           |   |          |        |           |   |               |       |            |   |               |       | 225                      | H | Bryant              | 64 83 |
|                           |   |          |        |           |   |               |       |            |   |               |       | 231                      | A | New Hampshire       | 61 65 |
|                           |   |          |        |           |   |               |       |            |   |               |       | 231                      | H | New Hampshire       | 55 63 |
|                           |   |          |        |           |   |               |       |            |   |               |       | 247                      | H | Columbia            | 57 67 |
|                           |   |          |        |           |   |               |       |            |   |               |       | 255                      | H | Holy Cross          | 75 67 |
|                           |   |          |        |           |   |               |       |            |   |               |       | 275                      | A | Central Conn. St.   | 53 64 |
|                           |   |          |        |           |   |               |       |            |   |               |       | 276                      | A | Vermont             | 68 66 |
|                           |   |          |        |           |   |               |       |            |   |               |       | 276                      | H | Vermont             | 51 59 |
|                           |   |          |        |           |   |               |       |            |   |               |       | 310                      | A | FIU                 | 68 71 |
|                           |   |          |        |           |   |               |       |            |   |               |       | 314                      | A | Fairleigh Dickinson | 78 67 |
|                           |   |          |        |           |   |               |       |            |   |               |       | 343                      | H | Boston U.           | 70 57 |
| LAST 12 Division I GAMES: |   |          |        |           |   |               |       |            |   |               |       |                          |   |                     |       |
|                           |   |          |        | 48        | A | Albany (NY)   | 57 88 | 157        | A | Stony Brook   | 46 60 |                          |   |                     |       |
|                           |   |          |        | 219       | A | Binghamton    | 52 55 | 217        | H | Hartford      | 70 75 |                          |   |                     |       |
|                           |   |          |        | 231       | H | New Hampshire | 55 63 | 48         | H | Albany (NY)   | 55 85 |                          |   |                     |       |
|                           |   |          |        | 182       | A | UMBC          | 52 68 | 219        | H | Binghamton    | 70 75 |                          |   |                     |       |
|                           |   |          |        | 63        | H | Maine         | 46 73 | 231        | A | New Hampshire | 61 65 |                          |   |                     |       |
|                           |   |          |        | 276       | A | Vermont       | 68 66 | 276        | H | Vermont       | 51 59 |                          |   |                     |       |

Non-Div I Games:

UMass Lowell

■ Loss, 
 ■ Non-Conf, 
 ■ S Site, 
 ■ H Home 
 ■ A Away 
 N Neutral

## UNC Asheville

Through Games Of March 7, 2016

|                   |          |           |                |            |             |               |      |      |       |           |
|-------------------|----------|-----------|----------------|------------|-------------|---------------|------|------|-------|-----------|
| Average RPI Win:  | 259      | WON-LOST  | WINNING        | LAST 10    | STRENGTH OF | OPP. STRENGTH | TEAM | ADJ. | CONF. | ADJ CONF. |
| Average RPI Loss: | 205      | RECORD    | PCT. RANK      | GAMES      | SCHEDULE    | OF SCHEDULE   | RPI  | RPI  | RPI   | RPI       |
| DIV. I ONLY       | 21- 6    | 34        | 8- 2           | 331        | 306         | 132           | 132  | 27   | 27    |           |
| DIV. I NON-CONF.  | 5- 2     | 86        | 0- 0           | 343        | 281         | 188           | 188  | 29   | 29    |           |
| TOTALS            | RPI 1-25 | RPI 26-50 | W-L RECORDS    | RPI 51-100 | RPI 101-150 | RPI 150+      |      |      |       |           |
| 21- 6             | 0- 0     | 0- 0      | OVERALL        | 0- 0       | 1- 1        | 20- 5         |      |      |       |           |
| 11- 2             | 0- 0     | 0- 0      | HOME           | 0- 0       | 1- 0        | 10- 2         |      |      |       |           |
| 10- 4             | 0- 0     | 0- 0      | AWAY           | 0- 0       | 0- 0        | 10- 0         |      |      |       |           |
| 0- 0              | 0- 0     | 0- 0      | NEUTRAL        | 0- 0       | 0- 0        | 0- 0          |      |      |       |           |
| 5- 2              | 0- 0     | 0- 0      | NON-CONFERENCE | 0- 0       | 0- 0        | 5- 2          |      |      |       |           |
| 3- 0              | 0- 0     | 0- 0      | HOME           | 0- 0       | 0- 0        | 3- 0          |      |      |       |           |
| 2- 2              | 0- 0     | 0- 0      | AWAY           | 0- 0       | 0- 0        | 2- 2          |      |      |       |           |
| 0- 0              | 0- 0     | 0- 0      | NEUTRAL        | 0- 0       | 0- 0        | 0- 0          |      |      |       |           |
| 16- 4             | 0- 0     | 0- 0      | CONFERENCE     | 0- 0       | 1- 1        | 15- 3         |      |      |       |           |
| 8- 2              | 0- 0     | 0- 0      | HOME           | 0- 0       | 1- 0        | 7- 2          |      |      |       |           |
| 8- 2              | 0- 0     | 0- 0      | AWAY           | 0- 0       | 0- 1        | 8- 1          |      |      |       |           |
| 0- 0              | 0- 0     | 0- 0      | NEUTRAL        | 0- 0       | 0- 0        | 0- 0          |      |      |       |           |

| RPI 1-25                  |   |                | RPI 26-50 |     |     | RPI 51-100 |               |     | RPI 101+ |                |       | Team's RPI: 132 |
|---------------------------|---|----------------|-----------|-----|-----|------------|---------------|-----|----------|----------------|-------|-----------------|
| RPI                       | S | Opponent       | Score     | RPI | S   | Opponent   | Score         | RPI | S        | Opponent       | Score |                 |
|                           |   |                |           |     |     |            |               | 127 | A        | Liberty        | 53    | 71              |
|                           |   |                |           |     |     |            |               | 127 | H        | Liberty        | 56    | 51              |
|                           |   |                |           |     |     |            |               | 166 | A        | ETSU           | 68    | 74              |
|                           |   |                |           |     |     |            |               | 174 | A        | Radford        | 54    | 46              |
|                           |   |                |           |     |     |            |               | 174 | H        | Radford        | 58    | 48              |
|                           |   |                |           |     |     |            |               | 206 | A        | Gardner-Webb   | 51    | 57              |
|                           |   |                |           |     |     |            |               | 206 | H        | Gardner-Webb   | 56    | 58              |
|                           |   |                |           |     |     |            |               | 208 | A        | Presbyterian   | 72    | 63              |
|                           |   |                |           |     |     |            |               | 208 | H        | Presbyterian   | 68    | 59              |
|                           |   |                |           |     |     |            |               | 211 | H        | USC Upstate    | 68    | 59              |
|                           |   |                |           |     |     |            |               | 215 | H        | Furman         | 84    | 71              |
|                           |   |                |           |     |     |            |               | 253 | A        | High Point     | 82    | 81              |
|                           |   |                |           |     |     |            |               | 253 | H        | High Point     | 85    | 64              |
|                           |   |                |           |     |     |            |               | 258 | A        | Clemson        | 49    | 67              |
|                           |   |                |           |     |     |            |               | 267 | A        | Campbell       | 72    | 58              |
|                           |   |                |           |     |     |            |               | 267 | H        | Campbell       | 56    | 64              |
|                           |   |                |           |     |     |            |               | 283 | A        | Coastal Caro.  | 63    | 52              |
|                           |   |                |           |     |     |            |               | 283 | H        | Coastal Caro.  | 77    | 69              |
|                           |   |                |           |     |     |            |               | 294 | A        | Charleston So. | 58    | 50              |
|                           |   |                |           |     |     |            |               | 294 | H        | Charleston So. | 91    | 68              |
|                           |   |                |           |     |     |            |               | 300 | A        | Western Caro.  | 67    | 45              |
|                           |   |                |           |     |     |            |               | 305 | A        | Wofford        | 70    | 63              |
|                           |   |                |           |     |     |            |               | 309 | A        | Longwood       | 61    | 54              |
|                           |   |                |           |     |     |            |               | 309 | H        | Longwood       | 81    | 42              |
|                           |   |                |           |     |     |            |               | 311 | H        | UNCG           | 95    | 52              |
|                           |   |                |           |     |     |            |               | 326 | A        | Winthrop       | 67    | 59              |
| LAST 12 Division I GAMES: |   |                |           |     |     |            |               |     |          |                |       |                 |
| 253                       | H | High Point     | 85        | 64  | 309 | A          | Longwood      | 61  | 54       |                |       |                 |
| 294                       | H | Charleston So. | 91        | 68  | 283 | H          | Coastal Caro. | 77  | 69       |                |       |                 |
| 267                       | H | Campbell       | 56        | 64  | 326 | A          | Winthrop      | 67  | 59       |                |       |                 |
| 206                       | A | Gardner-Webb   | 51        | 57  | 174 | A          | Radford       | 54  | 46       |                |       |                 |
| 174                       | H | Radford        | 58        | 48  | 208 | H          | Presbyterian  | 68  | 59       |                |       |                 |
| 127                       | H | Liberty        | 56        | 51  | 253 | A          | High Point    | 82  | 81       |                |       |                 |

Non-Div I Games: Montreat 89 41 Warren Wilson 108 47

UNC Asheville

Loss, Non-Conf, S Site, H Home A Away N Neutral



| RPI | S | Opponent | Score |
|-----|---|----------|-------|
| 326 | H | Winthrop | 63 55 |

UNC Asheville

U  
N  
C  
A  
s  
h  
e  
v  
i  
l  
l  
e

U  
N  
C  
A  
s  
h  
e  
v  
i  
l  
l  
e

|                   |          |           |                |            |             |               |      |      |       |           |
|-------------------|----------|-----------|----------------|------------|-------------|---------------|------|------|-------|-----------|
| Average RPI Win:  | 297      | WON-LOST  | WINNING        | LAST 10    | STRENGTH OF | OPP. STRENGTH | TEAM | ADJ. | CONF. | ADJ CONF. |
| Average RPI Loss: | 168      | RECORD    | PCT. RANK      | GAMES      | SCHEDULE    | OF SCHEDULE   | RPI  | RPI  | RPI   | RPI       |
| DIV. I ONLY       | 6- 21    | 309       | 0- 10          | 223        | 253         | 311           | 311  | 17   | 17    |           |
| DIV. I NON-CONF.  | 6- 6     | 160       | 0- 0           | 231        | 340         | 201           | 201  | 15   | 15    |           |
| TOTALS            | RPI 1-25 | RPI 26-50 | W-L RECORDS    | RPI 51-100 | RPI 101-150 | RPI 150+      |      |      |       |           |
| 6- 21             | 0- 1     | 0- 2      | OVERALL        | 0- 1       | 0- 6        | 6- 11         |      |      |       |           |
| 4- 8              | 0- 0     | 0- 1      | HOME           | 0- 0       | 0- 2        | 4- 5          |      |      |       |           |
| 1- 12             | 0- 1     | 0- 1      | AWAY           | 0- 1       | 0- 3        | 1- 6          |      |      |       |           |
| 1- 1              | 0- 0     | 0- 0      | NEUTRAL        | 0- 0       | 0- 1        | 1- 0          |      |      |       |           |
| 6- 6              | 0- 1     | 0- 0      | NON-CONFERENCE | 0- 1       | 0- 1        | 6- 3          |      |      |       |           |
| 4- 1              | 0- 0     | 0- 0      | HOME           | 0- 0       | 0- 0        | 4- 1          |      |      |       |           |
| 1- 5              | 0- 1     | 0- 0      | AWAY           | 0- 1       | 0- 1        | 1- 2          |      |      |       |           |
| 1- 0              | 0- 0     | 0- 0      | NEUTRAL        | 0- 0       | 0- 0        | 1- 0          |      |      |       |           |
| 0- 15             | 0- 0     | 0- 2      | CONFERENCE     | 0- 0       | 0- 5        | 0- 8          |      |      |       |           |
| 0- 7              | 0- 0     | 0- 1      | HOME           | 0- 0       | 0- 2        | 0- 4          |      |      |       |           |
| 0- 7              | 0- 0     | 0- 1      | AWAY           | 0- 0       | 0- 2        | 0- 4          |      |      |       |           |
| 0- 1              | 0- 0     | 0- 0      | NEUTRAL        | 0- 0       | 0- 1        | 0- 0          |      |      |       |           |

| RPI 1-25                  |   |                |       | RPI 26-50 |   |               |        | RPI 51-100 |   |          |       | RPI 101+ |   |                |        | Team's RPI: 311 |  |
|---------------------------|---|----------------|-------|-----------|---|---------------|--------|------------|---|----------|-------|----------|---|----------------|--------|-----------------|--|
| RPI                       | S | Opponent       | Score | RPI       | S | Opponent      | Score  | RPI        | S | Opponent | Score | RPI      | S | Opponent       | Score  |                 |  |
| 4                         | A | South Carolina | 44 92 | 41        | A | Chattanooga   | 61 72  | 73         | A | Tulane   | 53 74 | 112      | A | Samford        | 49 80  |                 |  |
|                           |   |                |       | 41        | H | Chattanooga   | 53 74  |            |   |          |       | 112      | H | Samford        | 52 57  |                 |  |
|                           |   |                |       |           |   |               |        |            |   |          |       | 114      | A | Mercer         | 47 81  |                 |  |
|                           |   |                |       |           |   |               |        |            |   |          |       | 114      | H | Mercer         | 78 86  |                 |  |
|                           |   |                |       |           |   |               |        |            |   |          |       | 114      | N | Mercer         | 53 75  |                 |  |
|                           |   |                |       |           |   |               |        |            |   |          |       | 132      | A | UNC Asheville  | 52 95  |                 |  |
|                           |   |                |       |           |   |               |        |            |   |          |       | 166      | A | ETSU           | 73 89  |                 |  |
|                           |   |                |       |           |   |               |        |            |   |          |       | 166      | H | ETSU           | 77 80  |                 |  |
|                           |   |                |       |           |   |               |        |            |   |          |       | 206      | A | Gardner-Webb   | 57 59  |                 |  |
|                           |   |                |       |           |   |               |        |            |   |          |       | 211      | A | USC Upstate    | 61 84  |                 |  |
|                           |   |                |       |           |   |               |        |            |   |          |       | 215      | A | Furman         | 71 85  |                 |  |
|                           |   |                |       |           |   |               |        |            |   |          |       | 215      | H | Furman         | 59 75  |                 |  |
|                           |   |                |       |           |   |               |        |            |   |          |       | 253      | H | High Point     | 82 72  |                 |  |
|                           |   |                |       |           |   |               |        |            |   |          |       | 262      | N | Cleveland St.  | 55 51  |                 |  |
|                           |   |                |       |           |   |               |        |            |   |          |       | 279      | H | Tennessee Tech | 64 73  |                 |  |
|                           |   |                |       |           |   |               |        |            |   |          |       | 281      | H | UMES           | 71 51  |                 |  |
|                           |   |                |       |           |   |               |        |            |   |          |       | 300      | A | Western Caro.  | 72 84  |                 |  |
|                           |   |                |       |           |   |               |        |            |   |          |       | 300      | H | Western Caro.  | 80 84  |                 |  |
|                           |   |                |       |           |   |               |        |            |   |          |       | 305      | A | Wofford        | 64 104 |                 |  |
|                           |   |                |       |           |   |               |        |            |   |          |       | 305      | H | Wofford        | 56 58  |                 |  |
| LAST 12 Division I GAMES: |   |                |       |           |   |               |        |            |   |          |       |          |   |                |        |                 |  |
|                           |   |                |       | 114       | N | Mercer        | 53 75  |            |   |          |       | 114      | A | Mercer         | 47 81  |                 |  |
|                           |   |                |       | 300       | H | Western Caro. | 80 84  |            |   |          |       | 112      | A | Samford        | 49 80  |                 |  |
|                           |   |                |       | 305       | A | Wofford       | 64 104 |            |   |          |       | 300      | A | Western Caro.  | 72 84  |                 |  |
|                           |   |                |       | 215       | A | Furman        | 71 85  |            |   |          |       | 215      | H | Furman         | 59 75  |                 |  |
|                           |   |                |       | 166       | H | ETSU          | 77 80  |            |   |          |       | 305      | H | Wofford        | 56 58  |                 |  |
|                           |   |                |       | 41        | H | Chattanooga   | 53 74  |            |   |          |       | 41       | A | Chattanooga    | 61 72  |                 |  |

Non-Div I Games: Barton 82 55 Pfeiffer 71 52 Francis Marion 63 66

UNCG

Loss, Non-Conf, S Site, H Home A Away N Neutral

|                   |          |           |                |            |             |               |      |      |       |           |
|-------------------|----------|-----------|----------------|------------|-------------|---------------|------|------|-------|-----------|
| Average RPI Win:  | 270      | WON-LOST  | WINNING        | LAST 10    | STRENGTH OF | OPP. STRENGTH | TEAM | ADJ. | CONF. | ADJ CONF. |
| Average RPI Loss: | 119      | RECORD    | PCT. RANK      | GAMES      | SCHEDULE    | OF SCHEDULE   | RPI  | RPI  | RPI   | RPI       |
| DIV. I ONLY       | 6- 22    | 311       | 1- 9           | 115        | 151         | 269           | 269  | 13   | 13    |           |
| DIV. I NON-CONF.  | 3- 7     | 248       | 0- 0           | 128        | 234         | 221           | 221  | 11   | 11    |           |
| TOTALS            | RPI 1-25 | RPI 26-50 | W-L RECORDS    | RPI 51-100 | RPI 101-150 | RPI 150+      |      |      |       |           |
| 6- 22             | 0- 0     | 0- 5      | OVERALL        | 0- 7       | 0- 0        | 6- 10         |      |      |       |           |
| 3- 11             | 0- 0     | 0- 3      | HOME           | 0- 3       | 0- 0        | 3- 5          |      |      |       |           |
| 3- 11             | 0- 0     | 0- 2      | AWAY           | 0- 4       | 0- 0        | 3- 5          |      |      |       |           |
| 0- 0              | 0- 0     | 0- 0      | NEUTRAL        | 0- 0       | 0- 0        | 0- 0          |      |      |       |           |
| 3- 7              | 0- 0     | 0- 3      | NON-CONFERENCE | 0- 1       | 0- 0        | 3- 3          |      |      |       |           |
| 1- 4              | 0- 0     | 0- 2      | HOME           | 0- 0       | 0- 0        | 1- 2          |      |      |       |           |
| 2- 3              | 0- 0     | 0- 1      | AWAY           | 0- 1       | 0- 0        | 2- 1          |      |      |       |           |
| 0- 0              | 0- 0     | 0- 0      | NEUTRAL        | 0- 0       | 0- 0        | 0- 0          |      |      |       |           |
| 3- 15             | 0- 0     | 0- 2      | CONFERENCE     | 0- 6       | 0- 0        | 3- 7          |      |      |       |           |
| 2- 7              | 0- 0     | 0- 1      | HOME           | 0- 3       | 0- 0        | 2- 3          |      |      |       |           |
| 1- 8              | 0- 0     | 0- 1      | AWAY           | 0- 3       | 0- 0        | 1- 4          |      |      |       |           |
| 0- 0              | 0- 0     | 0- 0      | NEUTRAL        | 0- 0       | 0- 0        | 0- 0          |      |      |       |           |

| RPI S                     | Opponent             | Score | RPI S | Opponent         | Score | RPI S | Opponent  | Score | RPI S | Opponent             | Score | Team's RPI: 269 |
|---------------------------|----------------------|-------|-------|------------------|-------|-------|-----------|-------|-------|----------------------|-------|-----------------|
| 34                        | A James Madison      | 40 60 | 34    | H James Madison  | 41 77 | 65    | A Hofstra | 38 62 | 152   | H Jacksonville       | 51 49 |                 |
| 41                        | H Chattanooga        | 33 61 | 41    | H Chattanooga    | 33 61 | 70    | A VCU     | 45 58 | 158   | A Northeastern       | 52 69 |                 |
| 42                        | H Ohio               | 59 75 | 42    | H Ohio           | 59 75 | 79    | A Drexel  | 60 66 | 158   | H Northeastern       | 66 72 |                 |
| 47                        | A Duke               | 56 78 | 47    | A Duke           | 56 78 | 79    | H Drexel  | 57 71 | 163   | A Delaware           | 59 67 |                 |
|                           |                      |       |       |                  |       | 89    | A Elon    | 53 70 | 163   | H Delaware           | 44 56 |                 |
|                           |                      |       |       |                  |       | 89    | H Elon    | 60 67 | 190   | H Davidson           | 50 77 |                 |
|                           |                      |       |       |                  |       |       |           |       | 194   | H Stetson            | 49 52 |                 |
|                           |                      |       |       |                  |       |       |           |       | 198   | A Richmond           | 53 63 |                 |
|                           |                      |       |       |                  |       |       |           |       | 202   | A William & Mary     | 65 77 |                 |
|                           |                      |       |       |                  |       |       |           |       | 202   | H William & Mary     | 59 44 |                 |
|                           |                      |       |       |                  |       |       |           |       | 226   | A Col. of Charleston | 24 68 |                 |
|                           |                      |       |       |                  |       |       |           |       | 226   | H Col. of Charleston | 53 64 |                 |
|                           |                      |       |       |                  |       |       |           |       | 295   | A Towson             | 52 49 |                 |
|                           |                      |       |       |                  |       |       |           |       | 295   | H Towson             | 53 51 |                 |
|                           |                      |       |       |                  |       |       |           |       | 327   | A North Florida      | 63 47 |                 |
|                           |                      |       |       |                  |       |       |           |       | 347   | A Norfolk St.        | 61 57 |                 |
| LAST 12 Division I GAMES: |                      |       |       |                  |       |       |           |       |       |                      |       |                 |
| 226                       | A Col. of Charleston | 24 68 | 158   | H Northeastern   | 66 72 |       |           |       |       |                      |       |                 |
| 163                       | H Delaware           | 44 56 | 202   | H William & Mary | 59 44 |       |           |       |       |                      |       |                 |
| 34                        | H James Madison      | 41 77 | 79    | H Drexel         | 57 71 |       |           |       |       |                      |       |                 |
| 158                       | A Northeastern       | 52 69 | 34    | A James Madison  | 40 60 |       |           |       |       |                      |       |                 |
| 65                        | A Hofstra            | 38 62 | 295   | H Towson         | 53 51 |       |           |       |       |                      |       |                 |
| 79                        | A Drexel             | 60 66 | 89    | A Elon           | 53 70 |       |           |       |       |                      |       |                 |

Non-Div I Games: UNC Pembroke 68 43

UNCW

Loss, Non-Conf, S Site, H Home A Away N Neutral

|                   |          |           |                |            |             |               |      |      |       |           |
|-------------------|----------|-----------|----------------|------------|-------------|---------------|------|------|-------|-----------|
| Average RPI Win:  | 210      | WON-LOST  | WINNING        | LAST 10    | STRENGTH OF | OPP. STRENGTH | TEAM | ADJ. | CONF. | ADJ CONF. |
| Average RPI Loss: | 99       | RECORD    | PCT. RANK      | GAMES      | SCHEDULE    | OF SCHEDULE   | RPI  | RPI  | RPI   | RPI       |
| DIV. I ONLY       | 19- 9    | 74        | 9- 1           | 145        | 167         | 95            | 95   | 21   | 21    |           |
| DIV. I NON-CONF.  | 4- 6     | 201       | 0- 0           | 24         | 26          | 124           | 124  | 17   | 17    |           |
| TOTALS            | RPI 1-25 | RPI 26-50 | W-L RECORDS    | RPI 51-100 | RPI 101-150 | RPI 150+      |      |      |       |           |
| 19- 9             | 0- 0     | 0- 1      | OVERALL        | 5- 4       | 2- 3        | 12- 1         |      |      |       |           |
| 9- 4              | 0- 0     | 0- 0      | HOME           | 2- 2       | 0- 2        | 7- 0          |      |      |       |           |
| 8- 4              | 0- 0     | 0- 0      | AWAY           | 2- 2       | 1- 1        | 5- 1          |      |      |       |           |
| 2- 1              | 0- 0     | 0- 1      | NEUTRAL        | 1- 0       | 1- 0        | 0- 0          |      |      |       |           |
| 4- 6              | 0- 0     | 0- 1      | NON-CONFERENCE | 2- 3       | 1- 2        | 1- 0          |      |      |       |           |
| 2- 2              | 0- 0     | 0- 0      | HOME           | 1- 1       | 0- 1        | 1- 0          |      |      |       |           |
| 0- 3              | 0- 0     | 0- 0      | AWAY           | 0- 2       | 0- 1        | 0- 0          |      |      |       |           |
| 2- 1              | 0- 0     | 0- 1      | NEUTRAL        | 1- 0       | 1- 0        | 0- 0          |      |      |       |           |
| 15- 3             | 0- 0     | 0- 0      | CONFERENCE     | 3- 1       | 1- 1        | 11- 1         |      |      |       |           |
| 7- 2              | 0- 0     | 0- 0      | HOME           | 1- 1       | 0- 1        | 6- 0          |      |      |       |           |
| 8- 1              | 0- 0     | 0- 0      | AWAY           | 2- 0       | 1- 0        | 5- 1          |      |      |       |           |
| 0- 0              | 0- 0     | 0- 0      | NEUTRAL        | 0- 0       | 0- 0        | 0- 0          |      |      |       |           |

| RPI S                     | Opponent       | Score | RPI S | Opponent         | Score | RPI S | Opponent       | Score | RPI S | Opponent       | Score |
|---------------------------|----------------|-------|-------|------------------|-------|-------|----------------|-------|-------|----------------|-------|
| 40 N                      | Seton Hall     | 49 57 | 59 H  | Iowa             | 65 80 | 110 A | Creighton      | 61 69 | 123 N | Akron          | 59 51 |
|                           |                |       | 60 A  | South Dakota St. | 86 89 | 128 H | Iowa St.       | 75 84 | 136 A | Southern Ill.  | 73 64 |
|                           |                |       | 61 H  | South Dakota     | 64 43 | 136 H | Southern Ill.  | 60 65 | 175 A | Loyola Chicago | 60 64 |
|                           |                |       | 72 N  | Georgia Tech     | 61 58 | 175 H | Loyola Chicago | 63 52 | 193 H | Tulsa          | 75 59 |
|                           |                |       | 91 A  | Missouri St.     | 65 60 | 227 A | Indiana St.    | 61 45 | 227 H | Indiana St.    | 53 42 |
|                           |                |       | 91 H  | Missouri St.     | 75 78 | 290 A | Wichita St.    | 55 44 | 290 H | Wichita St.    | 69 48 |
|                           |                |       | 92 A  | North Dakota     | 59 64 | 303 A | Bradley        | 55 47 | 303 H | Bradley        | 65 41 |
|                           |                |       | 97 A  | Drake            | 79 73 | 316 A | Illinois St.   | 61 35 | 316 H | Illinois St.   | 65 51 |
|                           |                |       | 97 H  | Drake            | 85 74 | 332 A | Evansville     | 61 48 | 332 H | Evansville     | 62 51 |
| LAST 12 Division I GAMES: |                |       |       |                  |       |       |                |       |       |                |       |
| 332 A                     | Evansville     | 61 48 | 227 A | Indiana St.      | 61 45 |       |                |       |       |                |       |
| 136 A                     | Southern Ill.  | 73 64 | 290 H | Wichita St.      | 69 48 |       |                |       |       |                |       |
| 175 H                     | Loyola Chicago | 63 52 | 91 H  | Missouri St.     | 75 78 |       |                |       |       |                |       |
| 303 H                     | Bradley        | 65 41 | 303 A | Bradley          | 55 47 |       |                |       |       |                |       |
| 97 H                      | Drake          | 85 74 | 175 A | Loyola Chicago   | 60 64 |       |                |       |       |                |       |
| 316 A                     | Illinois St.   | 61 35 | 97 A  | Drake            | 79 73 |       |                |       |       |                |       |

Non-Div I Games: Rockhurst 58 39

UNI

|                   |          |           |                |            |             |               |      |      |       |           |
|-------------------|----------|-----------|----------------|------------|-------------|---------------|------|------|-------|-----------|
| Average RPI Win:  | 271      | WON-LOST  | WINNING        | LAST 10    | STRENGTH OF | OPP. STRENGTH | TEAM | ADJ. | CONF. | ADJ CONF. |
| Average RPI Loss: | 132      | RECORD    | PCT. RANK      | GAMES      | SCHEDULE    | OF SCHEDULE   | RPI  | RPI  | RPI   | RPI       |
| DIV. I ONLY       | 16- 13   | 148       | 5- 5           | 296        | 214         | 207           | 207  | 20   | 20    |           |
| DIV. I NON-CONF.  | 6- 4     | 125       | 0- 0           | 281        | 217         | 187           | 187  | 20   | 20    |           |
| TOTALS            | RPI 1-25 | RPI 26-50 | W-L RECORDS    | RPI 51-100 | RPI 101-150 | RPI 150+      |      |      |       |           |
| 16- 13            | 0- 0     | 0- 3      | OVERALL        | 0- 2       | 1- 4        | 15- 4         |      |      |       |           |
| 11- 3             | 0- 0     | 0- 1      | HOME           | 0- 1       | 1- 1        | 10- 0         |      |      |       |           |
| 4- 9              | 0- 0     | 0- 1      | AWAY           | 0- 1       | 0- 3        | 4- 4          |      |      |       |           |
| 1- 1              | 0- 0     | 0- 1      | NEUTRAL        | 0- 0       | 0- 0        | 1- 0          |      |      |       |           |
| 6- 4              | 0- 0     | 0- 1      | NON-CONFERENCE | 0- 2       | 0- 1        | 6- 0          |      |      |       |           |
| 4- 1              | 0- 0     | 0- 0      | HOME           | 0- 1       | 0- 0        | 4- 0          |      |      |       |           |
| 2- 2              | 0- 0     | 0- 0      | AWAY           | 0- 1       | 0- 1        | 2- 0          |      |      |       |           |
| 0- 1              | 0- 0     | 0- 1      | NEUTRAL        | 0- 0       | 0- 0        | 0- 0          |      |      |       |           |
| 10- 9             | 0- 0     | 0- 2      | CONFERENCE     | 0- 0       | 1- 3        | 9- 4          |      |      |       |           |
| 7- 2              | 0- 0     | 0- 1      | HOME           | 0- 0       | 1- 1        | 6- 0          |      |      |       |           |
| 2- 7              | 0- 0     | 0- 1      | AWAY           | 0- 0       | 0- 2        | 2- 4          |      |      |       |           |
| 1- 0              | 0- 0     | 0- 0      | NEUTRAL        | 0- 0       | 0- 0        | 1- 0          |      |      |       |           |

| RPI S                     | Opponent      | Score | RPI S | Opponent            | Score | RPI S | Opponent           | Score | RPI S | Opponent | Score | Team's RPI: 207 |
|---------------------------|---------------|-------|-------|---------------------|-------|-------|--------------------|-------|-------|----------|-------|-----------------|
| 31 N                      | UTEP          | 52 60 | 55 A  | Southern California | 42 73 | 117 A | Fresno St.         | 54 58 |       |          |       |                 |
| 44 A                      | Colorado St.  | 52 83 | 97 H  | Drake               | 68 76 | 117 H | Fresno St.         | 52 57 |       |          |       |                 |
| 44 H                      | Colorado St.  | 56 64 |       |                     |       | 129 A | Long Beach St.     | 63 67 |       |          |       |                 |
|                           |               |       |       |                     |       | 145 A | Boise St.          | 56 75 |       |          |       |                 |
|                           |               |       |       |                     |       | 145 H | Boise St.          | 78 68 |       |          |       |                 |
|                           |               |       |       |                     |       | 169 H | George Mason       | 67 59 |       |          |       |                 |
|                           |               |       |       |                     |       | 172 A | New Mexico         | 53 67 |       |          |       |                 |
|                           |               |       |       |                     |       | 172 H | New Mexico         | 57 48 |       |          |       |                 |
|                           |               |       |       |                     |       | 189 A | San Jose St.       | 61 69 |       |          |       |                 |
|                           |               |       |       |                     |       | 223 H | Utah St.           | 46 38 |       |          |       |                 |
|                           |               |       |       |                     |       | 242 A | San Diego St.      | 55 41 |       |          |       |                 |
|                           |               |       |       |                     |       | 242 H | San Diego St.      | 62 51 |       |          |       |                 |
|                           |               |       |       |                     |       | 256 A | Wyoming            | 57 80 |       |          |       |                 |
|                           |               |       |       |                     |       | 256 H | Wyoming            | 66 37 |       |          |       |                 |
|                           |               |       |       |                     |       | 266 H | Pepperdine         | 83 63 |       |          |       |                 |
|                           |               |       |       |                     |       | 285 A | Houston            | 63 60 |       |          |       |                 |
|                           |               |       |       |                     |       | 313 A | A&M-Corpus Christi | 65 51 |       |          |       |                 |
|                           |               |       |       |                     |       | 325 A | Nevada             | 65 71 |       |          |       |                 |
|                           |               |       |       |                     |       | 325 H | Nevada             | 65 59 |       |          |       |                 |
|                           |               |       |       |                     |       | 335 H | Southern Utah      | 79 44 |       |          |       |                 |
|                           |               |       |       |                     |       | 336 H | UC Irvine          | 72 52 |       |          |       |                 |
|                           |               |       |       |                     |       | 341 A | Air Force          | 60 56 |       |          |       |                 |
|                           |               |       |       |                     |       | 341 H | Air Force          | 62 51 |       |          |       |                 |
|                           |               |       |       |                     |       | 341 N | Air Force          | 55 42 |       |          |       |                 |
| LAST 12 Division I GAMES: |               |       |       |                     |       |       |                    |       |       |          |       |                 |
| 341 N                     | Air Force     | 55 42 | 44 A  | Colorado St.        | 52 83 |       |                    |       |       |          |       |                 |
| 242 H                     | San Diego St. | 62 51 | 189 A | San Jose St.        | 61 69 |       |                    |       |       |          |       |                 |
| 256 A                     | Wyoming       | 57 80 | 117 H | Fresno St.          | 52 57 |       |                    |       |       |          |       |                 |
| 145 H                     | Boise St.     | 78 68 | 172 H | New Mexico          | 57 48 |       |                    |       |       |          |       |                 |
| 325 A                     | Nevada        | 65 71 | 242 A | San Diego St.       | 55 41 |       |                    |       |       |          |       |                 |
| 341 H                     | Air Force     | 62 51 | 145 A | Boise St.           | 56 75 |       |                    |       |       |          |       |                 |

Non-Div I Games: Cal St. San Marcos 62 43

UNLV

■ Loss, 
 ■ Non-Conf, S Site, 
 ■ Home 
 ■ Away 
 N Neutral

|                   |          |           |                |            |             |               |      |      |       |           |
|-------------------|----------|-----------|----------------|------------|-------------|---------------|------|------|-------|-----------|
| Average RPI Win:  | 307      | WON-LOST  | WINNING        | LAST 10    | STRENGTH OF | OPP. STRENGTH | TEAM | ADJ. | CONF. | ADJ CONF. |
| Average RPI Loss: | 137      | RECORD    | PCT. RANK      | GAMES      | SCHEDULE    | OF SCHEDULE   | RPI  | RPI  | RPI   | RPI       |
| DIV. I ONLY       | 17- 10   | 97        | 8- 2           | 346        | 292         | 211           | 211  | 29   | 29    |           |
| DIV. I NON-CONF.  | 6- 6     | 160       | 0- 0           | 339        | 292         | 253           | 253  | 28   | 28    |           |
| TOTALS            | RPI 1-25 | RPI 26-50 | W-L RECORDS    | RPI 51-100 | RPI 101-150 | RPI 150+      |      |      |       |           |
| 17- 10            | 0- 0     | 0- 0      | OVERALL        | 0- 4       | 0- 1        | 17- 5         |      |      |       |           |
| 9- 3              | 0- 0     | 0- 0      | HOME           | 0- 1       | 0- 0        | 9- 2          |      |      |       |           |
| 8- 7              | 0- 0     | 0- 0      | AWAY           | 0- 3       | 0- 1        | 8- 3          |      |      |       |           |
| 0- 0              | 0- 0     | 0- 0      | NEUTRAL        | 0- 0       | 0- 0        | 0- 0          |      |      |       |           |
| 6- 6              | 0- 0     | 0- 0      | NON-CONFERENCE | 0- 2       | 0- 1        | 6- 3          |      |      |       |           |
| 3- 1              | 0- 0     | 0- 0      | HOME           | 0- 0       | 0- 0        | 3- 1          |      |      |       |           |
| 3- 5              | 0- 0     | 0- 0      | AWAY           | 0- 2       | 0- 1        | 3- 2          |      |      |       |           |
| 0- 0              | 0- 0     | 0- 0      | NEUTRAL        | 0- 0       | 0- 0        | 0- 0          |      |      |       |           |
| 11- 4             | 0- 0     | 0- 0      | CONFERENCE     | 0- 2       | 0- 0        | 11- 2         |      |      |       |           |
| 6- 2              | 0- 0     | 0- 0      | HOME           | 0- 1       | 0- 0        | 6- 1          |      |      |       |           |
| 5- 2              | 0- 0     | 0- 0      | AWAY           | 0- 1       | 0- 0        | 5- 1          |      |      |       |           |
| 0- 0              | 0- 0     | 0- 0      | NEUTRAL        | 0- 0       | 0- 0        | 0- 0          |      |      |       |           |

| RPI S                     | Opponent        | Score | RPI S | Opponent | Score            | RPI S | Opponent | Score | RPI S | Opponent | Score | Team's RPI: 211 |
|---------------------------|-----------------|-------|-------|----------|------------------|-------|----------|-------|-------|----------|-------|-----------------|
| 67                        | A FGCU          | 43    | 54    | 132      | A UNC Asheville  | 59    | 68       |       |       |          |       |                 |
| 67                        | H FGCU          | 44    | 56    | 152      | A Jacksonville   | 69    | 75       |       |       |          |       |                 |
| 72                        | A Georgia Tech  | 46    | 87    | 152      | H Jacksonville   | 43    | 49       |       |       |          |       |                 |
| 75                        | A Michigan      | 61    | 119   | 153      | A North Carolina | 40    | 80       |       |       |          |       |                 |
|                           |                 |       |       | 194      | A Stetson        | 61    | 56       |       |       |          |       |                 |
|                           |                 |       |       | 194      | H Stetson        | 73    | 58       |       |       |          |       |                 |
|                           |                 |       |       | 215      | H Furman         | 63    | 75       |       |       |          |       |                 |
|                           |                 |       |       | 281      | A UMES           | 59    | 78       |       |       |          |       |                 |
|                           |                 |       |       | 286      | A Kennesaw St.   | 61    | 53       |       |       |          |       |                 |
|                           |                 |       |       | 286      | H Kennesaw St.   | 66    | 57       |       |       |          |       |                 |
|                           |                 |       |       | 300      | H Western Caro.  | 68    | 59       |       |       |          |       |                 |
|                           |                 |       |       | 306      | A Morehead St.   | 86    | 72       |       |       |          |       |                 |
|                           |                 |       |       | 311      | H UNCG           | 84    | 61       |       |       |          |       |                 |
|                           |                 |       |       | 315      | A IPFW           | 84    | 81       |       |       |          |       |                 |
|                           |                 |       |       | 327      | A North Florida  | 75    | 61       |       |       |          |       |                 |
|                           |                 |       |       | 327      | H North Florida  | 69    | 54       |       |       |          |       |                 |
|                           |                 |       |       | 327      | H North Florida  | 76    | 50       |       |       |          |       |                 |
|                           |                 |       |       | 333      | A Lipscomb       | 81    | 54       |       |       |          |       |                 |
|                           |                 |       |       | 333      | H Lipscomb       | 93    | 71       |       |       |          |       |                 |
|                           |                 |       |       | 342      | A NJIT           | 58    | 41       |       |       |          |       |                 |
|                           |                 |       |       | 342      | H NJIT           | 67    | 47       |       |       |          |       |                 |
|                           |                 |       |       | 347      | A Norfolk St.    | 82    | 62       |       |       |          |       |                 |
|                           |                 |       |       | 348      | H N.C. Central   | 68    | 46       |       |       |          |       |                 |
| LAST 12 Division I GAMES: |                 |       |       |          |                  |       |          |       |       |          |       |                 |
| 327                       | H North Florida | 76    | 50    | 286      | A Kennesaw St.   | 61    | 53       |       |       |          |       |                 |
| 342                       | H NJIT          | 67    | 47    | 333      | H Lipscomb       | 93    | 71       |       |       |          |       |                 |
| 152                       | A Jacksonville  | 69    | 75    | 286      | H Kennesaw St.   | 66    | 57       |       |       |          |       |                 |
| 327                       | A North Florida | 75    | 61    | 333      | A Lipscomb       | 81    | 54       |       |       |          |       |                 |
| 67                        | H FGCU          | 44    | 56    | 327      | H North Florida  | 69    | 54       |       |       |          |       |                 |
| 194                       | H Stetson       | 73    | 58    | 152      | H Jacksonville   | 43    | 49       |       |       |          |       |                 |

Non-Div I Games: Southern Wesleyan 84 51 Mars Hill 81 65 Bob Jones 96 46

USC Upstate

Loss, Non-Conf, S Site, H Home A Away N Neutral

|                   |          |           |                |            |             |               |      |      |       |           |
|-------------------|----------|-----------|----------------|------------|-------------|---------------|------|------|-------|-----------|
| Average RPI Win:  | 246      | WON-LOST  | WINNING        | LAST 10    | STRENGTH OF | OPP. STRENGTH | TEAM | ADJ. | CONF. | ADJ CONF. |
| Average RPI Loss: | 104      | RECORD    | PCT. RANK      | GAMES      | SCHEDULE    | OF SCHEDULE   | RPI  | RPI  | RPI   | RPI       |
| DIV. I ONLY       | 14- 15   | 177       | 6- 4           | 104        | 188         | 146           | 146  | 15   | 15    |           |
| DIV. I NON-CONF.  | 4- 5     | 193       | 0- 0           | 14         | 112         | 90            | 90   | 14   | 14    |           |
| TOTALS            | RPI 1-25 | RPI 26-50 | W-L RECORDS    | RPI 51-100 | RPI 101-150 | RPI 150+      |      |      |       |           |
| 14- 15            | 0- 1     | 0- 5      | OVERALL        | 0- 0       | 0- 7        | 14- 2         |      |      |       |           |
| 6- 8              | 0- 0     | 0- 3      | HOME           | 0- 0       | 0- 4        | 6- 1          |      |      |       |           |
| 8- 7              | 0- 1     | 0- 2      | AWAY           | 0- 0       | 0- 3        | 8- 1          |      |      |       |           |
| 0- 0              | 0- 0     | 0- 0      | NEUTRAL        | 0- 0       | 0- 0        | 0- 0          |      |      |       |           |
| 4- 5              | 0- 1     | 0- 3      | NON-CONFERENCE | 0- 0       | 0- 1        | 4- 0          |      |      |       |           |
| 1- 3              | 0- 0     | 0- 2      | HOME           | 0- 0       | 0- 1        | 1- 0          |      |      |       |           |
| 3- 2              | 0- 1     | 0- 1      | AWAY           | 0- 0       | 0- 0        | 3- 0          |      |      |       |           |
| 0- 0              | 0- 0     | 0- 0      | NEUTRAL        | 0- 0       | 0- 0        | 0- 0          |      |      |       |           |
| 10- 10            | 0- 0     | 0- 2      | CONFERENCE     | 0- 0       | 0- 6        | 10- 2         |      |      |       |           |
| 5- 5              | 0- 0     | 0- 1      | HOME           | 0- 0       | 0- 3        | 5- 1          |      |      |       |           |
| 5- 5              | 0- 0     | 0- 1      | AWAY           | 0- 0       | 0- 3        | 5- 1          |      |      |       |           |
| 0- 0              | 0- 0     | 0- 0      | NEUTRAL        | 0- 0       | 0- 0        | 0- 0          |      |      |       |           |

| RPI 1-25                  |   |          |       | RPI 26-50 |   |              |       | RPI 51-100 |   |          |       | RPI 101+ Team's RPI: 146 |   |                 |       |
|---------------------------|---|----------|-------|-----------|---|--------------|-------|------------|---|----------|-------|--------------------------|---|-----------------|-------|
| RPI                       | S | Opponent | Score | RPI       | S | Opponent     | Score | RPI        | S | Opponent | Score | RPI                      | S | Opponent        | Score |
| 2                         | A | Baylor   | 20 62 | 35        | H | Western Ky.  | 64 73 |            |   |          |       | 104                      | A | Little Rock     | 43 49 |
|                           |   |          |       | 39        | A | Arkansas St. | 44 66 |            |   |          |       | 104                      | H | Little Rock     | 55 59 |
|                           |   |          |       | 39        | H | Arkansas St. | 71 78 |            |   |          |       | 133                      | A | La.-Lafayette   | 52 63 |
|                           |   |          |       | 40        | H | Seton Hall   | 54 61 |            |   |          |       | 133                      | H | La.-Lafayette   | 42 59 |
|                           |   |          |       | 49        | A | Kansas St.   | 41 61 |            |   |          |       | 142                      | A | Troy            | 71 88 |
|                           |   |          |       |           |   |              |       |            |   |          |       | 142                      | H | Troy            | 70 80 |
|                           |   |          |       |           |   |              |       |            |   |          |       | 144                      | H | McNeese St.     | 57 63 |
|                           |   |          |       |           |   |              |       |            |   |          |       | 152                      | H | Jacksonville    | 56 54 |
|                           |   |          |       |           |   |              |       |            |   |          |       | 185                      | A | South Ala.      | 55 59 |
|                           |   |          |       |           |   |              |       |            |   |          |       | 185                      | H | South Ala.      | 53 49 |
|                           |   |          |       |           |   |              |       |            |   |          |       | 199                      | A | SFA             | 67 63 |
|                           |   |          |       |           |   |              |       |            |   |          |       | 243                      | A | Texas St.       | 80 48 |
|                           |   |          |       |           |   |              |       |            |   |          |       | 243                      | H | Texas St.       | 78 69 |
|                           |   |          |       |           |   |              |       |            |   |          |       | 248                      | A | Houston Baptist | 64 40 |
|                           |   |          |       |           |   |              |       |            |   |          |       | 249                      | A | UTSA            | 51 47 |
|                           |   |          |       |           |   |              |       |            |   |          |       | 261                      | A | Appalachian St. | 76 45 |
|                           |   |          |       |           |   |              |       |            |   |          |       | 261                      | H | Appalachian St. | 65 58 |
|                           |   |          |       |           |   |              |       |            |   |          |       | 272                      | A | Georgia St.     | 74 45 |
|                           |   |          |       |           |   |              |       |            |   |          |       | 272                      | H | Georgia St.     | 63 68 |
|                           |   |          |       |           |   |              |       |            |   |          |       | 274                      | A | La.-Monroe      | 60 50 |
|                           |   |          |       |           |   |              |       |            |   |          |       | 274                      | H | La.-Monroe      | 40 32 |
|                           |   |          |       |           |   |              |       |            |   |          |       | 291                      | A | Ga. Southern    | 53 41 |
|                           |   |          |       |           |   |              |       |            |   |          |       | 291                      | H | Ga. Southern    | 70 31 |
| LAST 12 Division I GAMES: |   |          |       |           |   |              |       |            |   |          |       |                          |   |                 |       |
|                           |   |          |       | 142       | H | Troy         | 70 80 |            |   |          |       | 133                      | H | La.-Lafayette   | 42 59 |
|                           |   |          |       | 185       | H | South Ala.   | 53 49 |            |   |          |       | 261                      | H | Appalachian St. | 65 58 |
|                           |   |          |       | 243       | H | Texas St.    | 78 69 |            |   |          |       | 243                      | A | Texas St.       | 80 48 |
|                           |   |          |       | 39        | A | Arkansas St. | 44 66 |            |   |          |       | 272                      | A | Georgia St.     | 74 45 |
|                           |   |          |       | 104       | A | Little Rock  | 43 49 |            |   |          |       | 291                      | A | Ga. Southern    | 53 41 |
|                           |   |          |       | 274       | H | La.-Monroe   | 40 32 |            |   |          |       | 133                      | A | La.-Lafayette   | 52 63 |

Non-Div I Games: Missouri Valley 96 30

UT Arlington

■ Loss, 
 ■ Non-Conf, S Site, 
 ■ Home 
 ■ Away 
 N Neutral

| Average RPI Win:  | 229      | WON-LOST  | WINNING        | LAST 10    | STRENGTH OF | OPP. STRENGTH | TEAM | ADJ. | CONF. | ADJ CONF. |
|-------------------|----------|-----------|----------------|------------|-------------|---------------|------|------|-------|-----------|
| Average RPI Loss: | 124      | RECORD    | PCT. RANK      | GAMES      | SCHEDULE    | OF SCHEDULE   | RPI  | RPI  | RPI   | RPI       |
| DIV. I ONLY       | 21- 9    | 65        | 8- 2           | 259        | 178         | 106           | 106  | 24   | 24    |           |
| DIV. I NON-CONF.  | 7- 6     | 156       | 0- 0           | 118        | 43          | 105           | 105  | 24   | 24    |           |
| TOTALS            | RPI 1-25 | RPI 26-50 | W-L RECORDS    | RPI 51-100 | RPI 101-150 | RPI 150+      |      |      |       |           |
| 21- 9             | 0- 1     | 0- 2      | OVERALL        | 2- 2       | 4- 0        | 15- 4         |      |      |       |           |
| 11- 1             | 0- 0     | 0- 1      | HOME           | 1- 0       | 2- 0        | 8- 0          |      |      |       |           |
| 9- 7              | 0- 1     | 0- 1      | AWAY           | 0- 2       | 2- 0        | 7- 3          |      |      |       |           |
| 1- 1              | 0- 0     | 0- 0      | NEUTRAL        | 1- 0       | 0- 0        | 0- 1          |      |      |       |           |
| 7- 6              | 0- 1     | 0- 2      | NON-CONFERENCE | 1- 2       | 2- 0        | 4- 1          |      |      |       |           |
| 3- 1              | 0- 0     | 0- 1      | HOME           | 0- 0       | 1- 0        | 2- 0          |      |      |       |           |
| 3- 5              | 0- 1     | 0- 1      | AWAY           | 0- 2       | 1- 0        | 2- 1          |      |      |       |           |
| 1- 0              | 0- 0     | 0- 0      | NEUTRAL        | 1- 0       | 0- 0        | 0- 0          |      |      |       |           |
| 14- 3             | 0- 0     | 0- 0      | CONFERENCE     | 1- 0       | 2- 0        | 11- 3         |      |      |       |           |
| 8- 0              | 0- 0     | 0- 0      | HOME           | 1- 0       | 1- 0        | 6- 0          |      |      |       |           |
| 6- 2              | 0- 0     | 0- 0      | AWAY           | 0- 0       | 1- 0        | 5- 2          |      |      |       |           |
| 0- 1              | 0- 0     | 0- 0      | NEUTRAL        | 0- 0       | 0- 0        | 0- 1          |      |      |       |           |

| RPI S                     | Opponent     | Score        | RPI S | Opponent       | Score | RPI S | Opponent          | Score | RPI S | Opponent            | Score | Team's RPI: 106 |
|---------------------------|--------------|--------------|-------|----------------|-------|-------|-------------------|-------|-------|---------------------|-------|-----------------|
| 15                        | A Louisville | 66 88        | 39    | H Arkansas St. | 74 76 | 59    | A Iowa            | 56 62 | 112   | H Samford           | 52 50 |                 |
|                           |              |              | 41    | A Chattanooga  | 46 61 | 74    | A Vanderbilt      | 61 64 | 136   | A Southern Ill.     | 70 63 |                 |
|                           |              |              |       |                |       | 78    | H Belmont         | 81 79 | 147   | A SIUE              | 85 79 |                 |
|                           |              |              |       |                |       | 92    | N North Dakota    | 84 58 | 147   | H SIUE              | 86 50 |                 |
|                           |              |              |       |                |       |       |                   |       | 160   | H Alabama           | 83 65 |                 |
|                           |              |              |       |                |       |       |                   |       | 177   | A Eastern Ky.       | 61 70 |                 |
|                           |              |              |       |                |       |       |                   |       | 179   | A Illinois          | 74 94 |                 |
|                           |              |              |       |                |       |       |                   |       | 230   | A Southeast Mo. St. | 84 74 |                 |
|                           |              |              |       |                |       |       |                   |       | 230   | H Southeast Mo. St. | 95 65 |                 |
|                           |              |              |       |                |       |       |                   |       | 239   | A Cincinnati        | 63 57 |                 |
|                           |              |              |       |                |       |       |                   |       | 257   | H Tennessee St.     | 77 50 |                 |
|                           |              |              |       |                |       |       |                   |       | 264   | A Murray St.        | 70 49 |                 |
|                           |              |              |       |                |       |       |                   |       | 264   | H Murray St.        | 92 62 |                 |
|                           |              |              |       |                |       |       |                   |       | 264   | N Murray St.        | 76 78 |                 |
|                           |              |              |       |                |       |       |                   |       | 270   | A Austin Peay       | 70 80 |                 |
|                           |              |              |       |                |       |       |                   |       | 270   | H Austin Peay       | 75 51 |                 |
|                           |              |              |       |                |       |       |                   |       | 279   | H Tennessee Tech    | 67 53 |                 |
|                           |              |              |       |                |       |       |                   |       | 282   | H Miami (OH)        | 74 47 |                 |
|                           |              |              |       |                |       |       |                   |       | 298   | A Jacksonville St.  | 63 53 |                 |
|                           |              |              |       |                |       |       |                   |       | 306   | A Morehead St.      | 85 67 |                 |
|                           |              |              |       |                |       |       |                   |       | 332   | A Evansville        | 75 48 |                 |
|                           |              |              |       |                |       |       |                   |       | 340   | A Eastern Ill.      | 65 39 |                 |
|                           |              |              |       |                |       |       |                   |       | 340   | H Eastern Ill.      | 91 52 |                 |
| LAST 12 Division I GAMES: |              |              |       |                |       |       |                   |       |       |                     |       |                 |
| 264                       | N            | Murray St.   | 76    | 78             | 230   | H     | Southeast Mo. St. | 95    | 65    |                     |       |                 |
| 264                       | A            | Murray St.   | 70    | 49             | 147   | A     | SIUE              | 85    | 79    |                     |       |                 |
| 340                       | H            | Eastern Ill. | 91    | 52             | 270   | H     | Austin Peay       | 75    | 51    |                     |       |                 |
| 147                       | H            | SIUE         | 86    | 50             | 264   | H     | Murray St.        | 92    | 62    |                     |       |                 |
| 78                        | H            | Belmont      | 81    | 79             | 257   | H     | Tennessee St.     | 77    | 50    |                     |       |                 |
| 270                       | A            | Austin Peay  | 70    | 80             | 230   | A     | Southeast Mo. St. | 84    | 74    |                     |       |                 |

Non-Div I Games:

UT Martin

■ Loss, 
 ■ Non-Conf, S Site, 
 ■ Home 
 ■ Away 
 N Neutral



|                              |              |           |                |             |               |           |           |           |           |
|------------------------------|--------------|-----------|----------------|-------------|---------------|-----------|-----------|-----------|-----------|
| Average RPI Win: <b>182</b>  | WON-LOST     | WINNING   | LAST 10        | STRENGTH OF | OPP. STRENGTH | TEAM      | ADJ.      | CONF.     | ADJ CONF. |
| Average RPI Loss: <b>171</b> | RECORD       | PCT. RANK | GAMES          | SCHEDULE    | OF SCHEDULE   | RPI       | RPI       | RPI       | RPI       |
| DIV. I ONLY                  | <b>24- 3</b> | <b>8</b>  | <b>8- 2</b>    | <b>148</b>  | <b>164</b>    | <b>31</b> | <b>31</b> | <b>12</b> | <b>12</b> |
| DIV. I NON-CONF.             | <b>8- 1</b>  | <b>23</b> | <b>0- 0</b>    | <b>52</b>   | <b>336</b>    | <b>15</b> | <b>15</b> | <b>10</b> | <b>10</b> |
| TOTALS                       | RPI 1-25     | RPI 26-50 | W-L RECORDS    | RPI 51-100  | RPI 101-150   | RPI 150+  |           |           |           |
| 24- 3                        | 0- 0         | 1- 0      | OVERALL        | 3- 0        | 1- 2          | 19- 1     |           |           |           |
| 15- 0                        | 0- 0         | 0- 0      | HOME           | 3- 0        | 0- 0          | 12- 0     |           |           |           |
| 8- 3                         | 0- 0         | 1- 0      | AWAY           | 0- 0        | 1- 2          | 6- 1      |           |           |           |
| 1- 0                         | 0- 0         | 0- 0      | NEUTRAL        | 0- 0        | 0- 0          | 1- 0      |           |           |           |
| 8- 1                         | 0- 0         | 0- 0      | NON-CONFERENCE | 1- 0        | 1- 1          | 6- 0      |           |           |           |
| 6- 0                         | 0- 0         | 0- 0      | HOME           | 1- 0        | 0- 0          | 5- 0      |           |           |           |
| 1- 1                         | 0- 0         | 0- 0      | AWAY           | 0- 0        | 1- 1          | 0- 0      |           |           |           |
| 1- 0                         | 0- 0         | 0- 0      | NEUTRAL        | 0- 0        | 0- 0          | 1- 0      |           |           |           |
| 16- 2                        | 0- 0         | 1- 0      | CONFERENCE     | 2- 0        | 0- 1          | 13- 1     |           |           |           |
| 9- 0                         | 0- 0         | 0- 0      | HOME           | 2- 0        | 0- 0          | 7- 0      |           |           |           |
| 7- 2                         | 0- 0         | 1- 0      | AWAY           | 0- 0        | 0- 1          | 6- 1      |           |           |           |
| 0- 0                         | 0- 0         | 0- 0      | NEUTRAL        | 0- 0        | 0- 0          | 0- 0      |           |           |           |

| RPI 1-25                  |   |                |       | RPI 26-50 |   |                |       | Team's RPI: 31 |     |   |              | RPI 51-100 |  |     |   | RPI 101+        |       |  |  |
|---------------------------|---|----------------|-------|-----------|---|----------------|-------|----------------|-----|---|--------------|------------|--|-----|---|-----------------|-------|--|--|
| RPI                       | S | Opponent       | Score | RPI       | S | Opponent       | Score |                | RPI | S | Opponent     | Score      |  | RPI | S | Opponent        | Score |  |  |
|                           |   |                |       | 35        | A | Western Ky.    | 85 78 |                | 58  | H | UC Riverside | 68 57      |  | 108 | A | New Mexico St.  | 71 65 |  |  |
|                           |   |                |       |           |   |                |       |                | 66  | H | Middle Tenn. | 84 73      |  | 129 | A | Long Beach St.  | 40 47 |  |  |
|                           |   |                |       |           |   |                |       |                | 77  | H | Charlotte    | 94 91      |  | 134 | A | Marshall        | 64 79 |  |  |
|                           |   |                |       |           |   |                |       |                |     |   |              |            |  | 154 | H | Old Dominion    | 70 64 |  |  |
|                           |   |                |       |           |   |                |       |                |     |   |              |            |  | 164 | A | Fla. Atlantic   | 78 66 |  |  |
|                           |   |                |       |           |   |                |       |                |     |   |              |            |  | 164 | H | Fla. Atlantic   | 75 47 |  |  |
|                           |   |                |       |           |   |                |       |                |     |   |              |            |  | 165 | H | UAB             | 62 54 |  |  |
|                           |   |                |       |           |   |                |       |                |     |   |              |            |  | 171 | A | Southern Miss.  | 57 54 |  |  |
|                           |   |                |       |           |   |                |       |                |     |   |              |            |  | 171 | H | Southern Miss.  | 72 64 |  |  |
|                           |   |                |       |           |   |                |       |                |     |   |              |            |  | 172 | H | New Mexico      | 70 62 |  |  |
|                           |   |                |       |           |   |                |       |                |     |   |              |            |  | 183 | A | Louisiana Tech  | 72 65 |  |  |
|                           |   |                |       |           |   |                |       |                |     |   |              |            |  | 183 | H | Louisiana Tech  | 86 80 |  |  |
|                           |   |                |       |           |   |                |       |                |     |   |              |            |  | 192 | H | Idaho St.       | 67 54 |  |  |
|                           |   |                |       |           |   |                |       |                |     |   |              |            |  | 203 | H | Hampton         | 78 54 |  |  |
|                           |   |                |       |           |   |                |       |                |     |   |              |            |  | 207 | N | UNLV            | 60 52 |  |  |
|                           |   |                |       |           |   |                |       |                |     |   |              |            |  | 233 | A | Rice            | 60 54 |  |  |
|                           |   |                |       |           |   |                |       |                |     |   |              |            |  | 238 | A | North Texas     | 75 67 |  |  |
|                           |   |                |       |           |   |                |       |                |     |   |              |            |  | 248 | H | Houston Baptist | 98 63 |  |  |
|                           |   |                |       |           |   |                |       |                |     |   |              |            |  | 249 | A | UTSA            | 64 69 |  |  |
|                           |   |                |       |           |   |                |       |                |     |   |              |            |  | 249 | H | UTSA            | 62 55 |  |  |
|                           |   |                |       |           |   |                |       |                |     |   |              |            |  | 307 | H | Northern Ariz.  | 77 66 |  |  |
|                           |   |                |       |           |   |                |       |                |     |   |              |            |  | 310 | A | FIU             | 69 57 |  |  |
|                           |   |                |       |           |   |                |       |                |     |   |              |            |  | 310 | H | FIU             | 70 52 |  |  |
| LAST 12 Division I GAMES: |   |                |       |           |   |                |       |                |     |   |              |            |  |     |   |                 |       |  |  |
| 249                       | A | UTSA           | 64 69 | 310       | H | FIU            | 70 52 |                |     |   |              |            |  |     |   |                 |       |  |  |
| 77                        | H | Charlotte      | 94 91 | 35        | A | Western Ky.    | 85 78 |                |     |   |              |            |  |     |   |                 |       |  |  |
| 154                       | H | Old Dominion   | 70 64 | 134       | A | Marshall       | 64 79 |                |     |   |              |            |  |     |   |                 |       |  |  |
| 183                       | A | Louisiana Tech | 72 65 | 183       | H | Louisiana Tech | 86 80 |                |     |   |              |            |  |     |   |                 |       |  |  |
| 171                       | A | Southern Miss. | 57 54 | 171       | H | Southern Miss. | 72 64 |                |     |   |              |            |  |     |   |                 |       |  |  |
| 164                       | H | Fla. Atlantic  | 75 47 | 310       | A | FIU            | 69 57 |                |     |   |              |            |  |     |   |                 |       |  |  |

Non-Div I Games: Tex. Permian Basin 86 32

UTEP

■ Loss, 
 ■ Non-Conf, 
 ■ S Site, 
 ■ Home 
 ■ A Away 
 N Neutral

|                              |               |            |                |             |               |            |            |           |           |
|------------------------------|---------------|------------|----------------|-------------|---------------|------------|------------|-----------|-----------|
| Average RPI Win: <b>261</b>  | WON-LOST      | WINNING    | LAST 10        | STRENGTH OF | OPP. STRENGTH | TEAM       | ADJ.       | CONF.     | ADJ CONF. |
| Average RPI Loss: <b>154</b> | RECORD        | PCT. RANK  | GAMES          | SCHEDULE    | OF SCHEDULE   | RPI        | RPI        | RPI       | RPI       |
| DIV. I ONLY                  | <b>14- 12</b> | <b>152</b> | <b>5- 5</b>    | <b>306</b>  | <b>210</b>    | <b>191</b> | <b>191</b> | <b>28</b> | <b>28</b> |
| DIV. I NON-CONF.             | <b>5- 7</b>   | <b>198</b> | <b>0- 0</b>    | <b>283</b>  | <b>89</b>     | <b>190</b> | <b>190</b> | <b>25</b> | <b>25</b> |
| TOTALS                       | RPI 1-25      | RPI 26-50  | W-L RECORDS    | RPI 51-100  | RPI 101-150   | RPI 150+   |            |           |           |
| 14- 12                       | 0- 1          | 0- 2       | OVERALL        | 0- 1        | 1- 3          | 13- 5      |            |           |           |
| 5- 3                         | 0- 0          | 0- 0       | HOME           | 0- 0        | 0- 1          | 5- 2       |            |           |           |
| 8- 8                         | 0- 1          | 0- 2       | AWAY           | 0- 1        | 1- 1          | 7- 3       |            |           |           |
| 1- 1                         | 0- 0          | 0- 0       | NEUTRAL        | 0- 0        | 0- 1          | 1- 0       |            |           |           |
| 5- 7                         | 0- 1          | 0- 2       | NON-CONFERENCE | 0- 1        | 0- 2          | 5- 1       |            |           |           |
| 1- 0                         | 0- 0          | 0- 0       | HOME           | 0- 0        | 0- 0          | 1- 0       |            |           |           |
| 3- 6                         | 0- 1          | 0- 2       | AWAY           | 0- 1        | 0- 1          | 3- 1       |            |           |           |
| 1- 1                         | 0- 0          | 0- 0       | NEUTRAL        | 0- 0        | 0- 1          | 1- 0       |            |           |           |
| 9- 5                         | 0- 0          | 0- 0       | CONFERENCE     | 0- 0        | 1- 1          | 8- 4       |            |           |           |
| 4- 3                         | 0- 0          | 0- 0       | HOME           | 0- 0        | 0- 1          | 4- 2       |            |           |           |
| 5- 2                         | 0- 0          | 0- 0       | AWAY           | 0- 0        | 1- 0          | 4- 2       |            |           |           |
| 0- 0                         | 0- 0          | 0- 0       | NEUTRAL        | 0- 0        | 0- 0          | 0- 0       |            |           |           |

| RPI 1-25                  |   |                 |              | RPI 26-50 |   |                 |              | RPI 51-100 |   |               |              | RPI 101+ Team's RPI: 191 |   |                    |              |
|---------------------------|---|-----------------|--------------|-----------|---|-----------------|--------------|------------|---|---------------|--------------|--------------------------|---|--------------------|--------------|
| RPI                       | S | Opponent        | Score        | RPI       | S | Opponent        | Score        | RPI        | S | Opponent      | Score        | RPI                      | S | Opponent           | Score        |
| 13                        | A | Syracuse        | 32 <b>91</b> | 30        | A | Oklahoma St.    | 54 <b>78</b> | 88         | A | Eastern Mich. | 56 <b>78</b> | 107                      | A | TCU                | 67 <b>71</b> |
|                           |   |                 |              | 49        | A | Kansas St.      | 43 <b>61</b> |            |   |               |              | 108                      | A | New Mexico St.     | 66 55        |
|                           |   |                 |              |           |   |                 |              |            |   |               |              | 108                      | H | New Mexico St.     | 57 <b>68</b> |
|                           |   |                 |              |           |   |                 |              |            |   |               |              | 149                      | N | East Carolina      | 59 <b>70</b> |
|                           |   |                 |              |           |   |                 |              |            |   |               |              | 188                      | N | Cal Poly           | 66 58        |
|                           |   |                 |              |           |   |                 |              |            |   |               |              | 210                      | A | Utah Valley        | 57 <b>71</b> |
|                           |   |                 |              |           |   |                 |              |            |   |               |              | 210                      | H | Utah Valley        | 61 48        |
|                           |   |                 |              |           |   |                 |              |            |   |               |              | 212                      | A | CSU Bakersfield    | 66 <b>80</b> |
|                           |   |                 |              |           |   |                 |              |            |   |               |              | 212                      | H | CSU Bakersfield    | 60 46        |
|                           |   |                 |              |           |   |                 |              |            |   |               |              | 229                      | A | Grand Canyon       | 68 66        |
|                           |   |                 |              |           |   |                 |              |            |   |               |              | 229                      | H | Grand Canyon       | 52 28        |
|                           |   |                 |              |           |   |                 |              |            |   |               |              | 268                      | A | UC Santa Barbara   | 62 60        |
|                           |   |                 |              |           |   |                 |              |            |   |               |              | 271                      | A | Seattle            | 76 71        |
|                           |   |                 |              |           |   |                 |              |            |   |               |              | 271                      | H | Seattle            | 71 <b>74</b> |
|                           |   |                 |              |           |   |                 |              |            |   |               |              | 285                      | A | Houston            | 55 45        |
|                           |   |                 |              |           |   |                 |              |            |   |               |              | 302                      | A | UMKC               | 62 53        |
|                           |   |                 |              |           |   |                 |              |            |   |               |              | 302                      | H | UMKC               | 57 <b>59</b> |
|                           |   |                 |              |           |   |                 |              |            |   |               |              | 313                      | A | A&M-Corpus Christi | 46 <b>49</b> |
|                           |   |                 |              |           |   |                 |              |            |   |               |              | 330                      | A | Incarinate Word    | 68 50        |
|                           |   |                 |              |           |   |                 |              |            |   |               |              | 330                      | H | Incarinate Word    | 60 47        |
|                           |   |                 |              |           |   |                 |              |            |   |               |              | 344                      | A | Chicago St.        | 64 56        |
|                           |   |                 |              |           |   |                 |              |            |   |               |              | 344                      | H | Chicago St.        | 78 56        |
| LAST 12 Division I GAMES: |   |                 |              |           |   |                 |              |            |   |               |              |                          |   |                    |              |
| 108                       | A | New Mexico St.  | 66 55        | 210       | A | Utah Valley     | 57 <b>71</b> |            |   |               |              |                          |   |                    |              |
| 344                       | H | Chicago St.     | 78 56        | 108       | H | New Mexico St.  | 57 <b>68</b> |            |   |               |              |                          |   |                    |              |
| 212                       | A | CSU Bakersfield | 66 <b>80</b> | 271       | H | Seattle         | 71 <b>74</b> |            |   |               |              |                          |   |                    |              |
| 271                       | A | Seattle         | 76 71        | 212       | H | CSU Bakersfield | 60 46        |            |   |               |              |                          |   |                    |              |
| 302                       | H | UMKC            | 57 <b>59</b> | 302       | A | UMKC            | 62 53        |            |   |               |              |                          |   |                    |              |
| 229                       | A | Grand Canyon    | 68 66        | 344       | A | Chicago St.     | 64 56        |            |   |               |              |                          |   |                    |              |

Non-Div I Games: Concordia (TX) 90 44 Evangel 75 60 Texas Lutheran 90 38

UTRGV

Loss, Non-Conf, S Site, H Home A Away N Neutral

## UTSA

Through Games Of March 7, 2016

|                              |          |           |                |             |               |          |      |       |           |
|------------------------------|----------|-----------|----------------|-------------|---------------|----------|------|-------|-----------|
| Average RPI Win: <b>195</b>  | WON-LOST | WINNING   | LAST 10        | STRENGTH OF | OPP. STRENGTH | TEAM     | ADJ. | CONF. | ADJ CONF. |
| Average RPI Loss: <b>142</b> | RECORD   | PCT. RANK | GAMES          | SCHEDULE    | OF SCHEDULE   | RPI      | RPI  | RPI   | RPI       |
| DIV. I ONLY                  | 8- 18    | 276       | 4- 6           | 105         | 145           | 249      | 249  | 12    | 12        |
| DIV. I NON-CONF.             | 2- 6     | 272       | 0- 0           | 54          | 256           | 236      | 236  | 10    | 10        |
| TOTALS                       | RPI 1-25 | RPI 26-50 | W-L RECORDS    | RPI 51-100  | RPI 101-150   | RPI 150+ |      |       |           |
| 8- 18                        | 0- 1     | 1- 3      | OVERALL        | 0- 3        | 0- 2          | 7- 9     |      |       |           |
| 7- 6                         | 0- 0     | 1- 0      | HOME           | 0- 2        | 0- 1          | 6- 3     |      |       |           |
| 1- 12                        | 0- 1     | 0- 3      | AWAY           | 0- 1        | 0- 1          | 1- 6     |      |       |           |
| 0- 0                         | 0- 0     | 0- 0      | NEUTRAL        | 0- 0        | 0- 0          | 0- 0     |      |       |           |
| 2- 6                         | 0- 1     | 0- 1      | NON-CONFERENCE | 0- 1        | 0- 1          | 2- 2     |      |       |           |
| 2- 2                         | 0- 0     | 0- 0      | HOME           | 0- 0        | 0- 1          | 2- 1     |      |       |           |
| 0- 4                         | 0- 1     | 0- 1      | AWAY           | 0- 1        | 0- 0          | 0- 1     |      |       |           |
| 0- 0                         | 0- 0     | 0- 0      | NEUTRAL        | 0- 0        | 0- 0          | 0- 0     |      |       |           |
| 6- 12                        | 0- 0     | 1- 2      | CONFERENCE     | 0- 2        | 0- 1          | 5- 7     |      |       |           |
| 5- 4                         | 0- 0     | 1- 0      | HOME           | 0- 2        | 0- 0          | 4- 2     |      |       |           |
| 1- 8                         | 0- 0     | 0- 2      | AWAY           | 0- 0        | 0- 1          | 1- 5     |      |       |           |
| 0- 0                         | 0- 0     | 0- 0      | NEUTRAL        | 0- 0        | 0- 0          | 0- 0     |      |       |           |

| RPI                       | S | Opponent | Score        | RPI | S | Opponent       | Score        | RPI | S | Opponent          | Score        | RPI | S | Opponent        | Score        | Team's RPI: 249 |
|---------------------------|---|----------|--------------|-----|---|----------------|--------------|-----|---|-------------------|--------------|-----|---|-----------------|--------------|-----------------|
| 7                         | A | Texas    | 53 <b>90</b> | 29  | A | Oklahoma       | 41 <b>80</b> | 66  | H | Middle Tenn.      | 63 <b>74</b> | 134 | A | Marshall        | 76 <b>80</b> |                 |
|                           |   |          |              | 31  | A | UTEP           | 55 <b>62</b> | 76  | A | Abilene Christian | 60 <b>79</b> | 146 | H | UT Arlington    | 47 <b>51</b> |                 |
|                           |   |          |              | 31  | H | UTEP           | 69 64        | 77  | H | Charlotte         | 54 <b>64</b> | 154 | H | Old Dominion    | 70 67        |                 |
|                           |   |          |              | 35  | A | Western Ky.    | 65 <b>72</b> |     |   |                   |              | 164 | A | Fla. Atlantic   | 51 <b>64</b> |                 |
|                           |   |          |              |     |   |                |              |     |   |                   |              | 164 | H | Fla. Atlantic   | 57 54        |                 |
|                           |   |          |              |     |   |                |              |     |   |                   |              | 165 | H | UAB             | 54 52        |                 |
|                           |   |          |              |     |   |                |              |     |   |                   |              | 171 | A | Southern Miss.  | 53 <b>65</b> |                 |
|                           |   |          |              |     |   |                |              |     |   |                   |              | 171 | H | Southern Miss.  | 47 41        |                 |
|                           |   |          |              |     |   |                |              |     |   |                   |              | 183 | A | Louisiana Tech  | 66 <b>75</b> |                 |
|                           |   |          |              |     |   |                |              |     |   |                   |              | 183 | H | Louisiana Tech  | 72 <b>82</b> |                 |
|                           |   |          |              |     |   |                |              |     |   |                   |              | 233 | A | Rice            | 48 <b>49</b> |                 |
|                           |   |          |              |     |   |                |              |     |   |                   |              | 234 | H | Texas Southern  | 44 <b>59</b> |                 |
|                           |   |          |              |     |   |                |              |     |   |                   |              | 238 | A | North Texas     | 58 <b>68</b> |                 |
|                           |   |          |              |     |   |                |              |     |   |                   |              | 243 | A | Texas St.       | 64 <b>72</b> |                 |
|                           |   |          |              |     |   |                |              |     |   |                   |              | 248 | H | Houston Baptist | 79 50        |                 |
|                           |   |          |              |     |   |                |              |     |   |                   |              | 310 | A | FIU             | 63 52        |                 |
|                           |   |          |              |     |   |                |              |     |   |                   |              | 310 | H | FIU             | 54 <b>59</b> |                 |
|                           |   |          |              |     |   |                |              |     |   |                   |              | 316 | H | Illinois St.    | 77 51        |                 |
| LAST 12 Division I GAMES: |   |          |              |     |   |                |              |     |   |                   |              |     |   |                 |              |                 |
|                           |   |          |              | 31  | H | UTEP           | 69 64        | 164 | H | Fla. Atlantic     | 57 54        |     |   |                 |              |                 |
|                           |   |          |              | 154 | H | Old Dominion   | 70 67        | 134 | A | Marshall          | 76 <b>80</b> |     |   |                 |              |                 |
|                           |   |          |              | 77  | H | Charlotte      | 54 <b>64</b> | 35  | A | Western Ky.       | 65 <b>72</b> |     |   |                 |              |                 |
|                           |   |          |              | 171 | A | Southern Miss. | 53 <b>65</b> | 171 | H | Southern Miss.    | 47 41        |     |   |                 |              |                 |
|                           |   |          |              | 183 | A | Louisiana Tech | 66 <b>75</b> | 183 | H | Louisiana Tech    | 72 <b>82</b> |     |   |                 |              |                 |
|                           |   |          |              | 310 | H | FIU            | 54 <b>59</b> | 164 | A | Fla. Atlantic     | 51 <b>64</b> |     |   |                 |              |                 |

Non-Div I Games: Howard Payne 106 65 Tex. A&amp;M-Kingsville88 51

UTSA

■ Loss, 
 ■ Non-Conf, 
 ■ S Site, 
 ■ Home 
 ■ A Away 
 N Neutral

|                   |          |           |                |            |             |               |      |      |       |           |
|-------------------|----------|-----------|----------------|------------|-------------|---------------|------|------|-------|-----------|
| Average RPI Win:  | 148      | WON-LOST  | WINNING        | LAST 10    | STRENGTH OF | OPP. STRENGTH | TEAM | ADJ. | CONF. | ADJ CONF. |
| Average RPI Loss: | 39       | RECORD    | PCT. RANK      | GAMES      | SCHEDULE    | OF SCHEDULE   | RPI  | RPI  | RPI   | RPI       |
| DIV. I ONLY       | 16- 14   | 154       | 4- 6           | 41         | 19          | 87            | 87   | 1    | 1     |           |
| DIV. I NON-CONF.  | 8- 3     | 77        | 0- 0           | 99         | 124         | 81            | 81   | 1    | 1     |           |
| TOTALS            | RPI 1-25 | RPI 26-50 | W-L RECORDS    | RPI 51-100 | RPI 101-150 | RPI 150+      |      |      |       |           |
| 16- 14            | 0- 7     | 1- 2      | OVERALL        | 5- 4       | 3- 1        | 7- 0          |      |      |       |           |
| 11- 5             | 0- 3     | 1- 0      | HOME           | 3- 2       | 2- 0        | 5- 0          |      |      |       |           |
| 5- 6              | 0- 4     | 0- 1      | AWAY           | 2- 1       | 1- 0        | 2- 0          |      |      |       |           |
| 0- 3              | 0- 0     | 0- 1      | NEUTRAL        | 0- 1       | 0- 1        | 0- 0          |      |      |       |           |
| 8- 3              | 0- 1     | 0- 1      | NON-CONFERENCE | 1- 0       | 2- 1        | 5- 0          |      |      |       |           |
| 7- 0              | 0- 0     | 0- 0      | HOME           | 1- 0       | 2- 0        | 4- 0          |      |      |       |           |
| 1- 1              | 0- 1     | 0- 0      | AWAY           | 0- 0       | 0- 0        | 1- 0          |      |      |       |           |
| 0- 2              | 0- 0     | 0- 1      | NEUTRAL        | 0- 0       | 0- 1        | 0- 0          |      |      |       |           |
| 8- 11             | 0- 6     | 1- 1      | CONFERENCE     | 4- 4       | 1- 0        | 2- 0          |      |      |       |           |
| 4- 5              | 0- 3     | 1- 0      | HOME           | 2- 2       | 0- 0        | 1- 0          |      |      |       |           |
| 4- 5              | 0- 3     | 0- 1      | AWAY           | 2- 1       | 1- 0        | 1- 0          |      |      |       |           |
| 0- 1              | 0- 0     | 0- 0      | NEUTRAL        | 0- 1       | 0- 0        | 0- 0          |      |      |       |           |

| RPI                       | S | Opponent       | Score | RPI | S | Opponent            | Score | RPI | S | Opponent            | Score | RPI | S | Opponent       | Score |
|---------------------------|---|----------------|-------|-----|---|---------------------|-------|-----|---|---------------------|-------|-----|---|----------------|-------|
| 5                         | A | Oregon St.     | 53 72 | 29  | N | Oklahoma            | 55 70 | 55  | H | Southern California | 59 70 | 110 | H | Creighton      | 74 58 |
| 5                         | H | Oregon St.     | 53 62 | 32  | A | Washington          | 60 73 | 61  | H | South Dakota        | 66 59 | 117 | H | Fresno St.     | 78 63 |
| 9                         | H | UCLA           | 63 69 | 32  | H | Washington          | 88 83 | 84  | A | Oregon              | 58 69 | 118 | N | Boston College | 51 76 |
| 10                        | A | Stanford       | 52 72 |     |   |                     |       | 84  | H | Oregon              | 65 77 | 122 | A | Arizona        | 60 55 |
| 10                        | H | Stanford       | 54 72 |     |   |                     |       | 85  | A | California          | 84 79 | 169 | H | George Mason   | 74 62 |
| 11                        | A | Arizona St.    | 60 80 |     |   |                     |       | 85  | H | California          | 72 66 | 187 | H | UC Davis       | 88 58 |
| 14                        | A | BYU            | 59 73 |     |   |                     |       | 85  | N | California          | 63 66 | 201 | A | Colorado       | 76 68 |
|                           |   |                |       |     |   |                     |       | 96  | A | Washington St.      | 75 69 | 201 | H | Colorado       | 71 55 |
|                           |   |                |       |     |   |                     |       | 96  | H | Washington St.      | 73 71 | 223 | A | Utah St.       | 64 61 |
|                           |   |                |       |     |   |                     |       |     |   |                     |       | 287 | H | Lamar          | 71 67 |
|                           |   |                |       |     |   |                     |       |     |   |                     |       | 299 | H | CSUN           | 97 56 |
| LAST 12 Division I GAMES: |   |                |       |     |   |                     |       |     |   |                     |       |     |   |                |       |
| 85                        | N | California     | 63 66 | 84  | A | Oregon              | 58 69 |     |   |                     |       |     |   |                |       |
| 96                        | A | Washington St. | 75 69 | 201 | A | Colorado            | 76 68 |     |   |                     |       |     |   |                |       |
| 32                        | A | Washington     | 60 73 | 201 | H | Colorado            | 71 55 |     |   |                     |       |     |   |                |       |
| 10                        | H | Stanford       | 54 72 | 9   | H | UCLA                | 63 69 |     |   |                     |       |     |   |                |       |
| 85                        | H | California     | 72 66 | 55  | H | Southern California | 59 70 |     |   |                     |       |     |   |                |       |
| 5                         | A | Oregon St.     | 53 72 | 84  | H | Oregon              | 65 77 |     |   |                     |       |     |   |                |       |

Non-Div I Games:

Utah

|                   |          |           |                |            |             |               |      |      |       |           |
|-------------------|----------|-----------|----------------|------------|-------------|---------------|------|------|-------|-----------|
| Average RPI Win:  | 267      | WON-LOST  | WINNING        | LAST 10    | STRENGTH OF | OPP. STRENGTH | TEAM | ADJ. | CONF. | ADJ CONF. |
| Average RPI Loss: | 136      | RECORD    | PCT. RANK      | GAMES      | SCHEDULE    | OF SCHEDULE   | RPI  | RPI  | RPI   | RPI       |
| DIV. I ONLY       | 12- 16   | 216       | 4- 6           | 228        | 199         | 223           | 223  | 20   | 20    |           |
| DIV. I NON-CONF.  | 3- 6     | 234       | 0- 0           | 153        | 154         | 210           | 210  | 20   | 20    |           |
| TOTALS            | RPI 1-25 | RPI 26-50 | W-L RECORDS    | RPI 51-100 | RPI 101-150 | RPI 150+      |      |      |       |           |
| 12- 16            | 0- 1     | 0- 2      | OVERALL        | 0- 1       | 0- 4        | 12- 8         |      |      |       |           |
| 6- 6              | 0- 0     | 0- 1      | HOME           | 0- 1       | 0- 2        | 6- 2          |      |      |       |           |
| 4- 10             | 0- 1     | 0- 1      | AWAY           | 0- 0       | 0- 2        | 4- 6          |      |      |       |           |
| 2- 0              | 0- 0     | 0- 0      | NEUTRAL        | 0- 0       | 0- 0        | 2- 0          |      |      |       |           |
| 3- 6              | 0- 1     | 0- 0      | NON-CONFERENCE | 0- 1       | 0- 0        | 3- 4          |      |      |       |           |
| 1- 2              | 0- 0     | 0- 0      | HOME           | 0- 1       | 0- 0        | 1- 1          |      |      |       |           |
| 1- 4              | 0- 1     | 0- 0      | AWAY           | 0- 0       | 0- 0        | 1- 3          |      |      |       |           |
| 1- 0              | 0- 0     | 0- 0      | NEUTRAL        | 0- 0       | 0- 0        | 1- 0          |      |      |       |           |
| 9- 10             | 0- 0     | 0- 2      | CONFERENCE     | 0- 0       | 0- 4        | 9- 4          |      |      |       |           |
| 5- 4              | 0- 0     | 0- 1      | HOME           | 0- 0       | 0- 2        | 5- 1          |      |      |       |           |
| 3- 6              | 0- 0     | 0- 1      | AWAY           | 0- 0       | 0- 2        | 3- 3          |      |      |       |           |
| 1- 0              | 0- 0     | 0- 0      | NEUTRAL        | 0- 0       | 0- 0        | 1- 0          |      |      |       |           |

| RPI 1-25                  |   |          |       | RPI 26-50 |   |              |       | RPI 51-100 |   |               |       | RPI 101+ |   |                |       | Team's RPI: 223 |  |
|---------------------------|---|----------|-------|-----------|---|--------------|-------|------------|---|---------------|-------|----------|---|----------------|-------|-----------------|--|
| RPI                       | S | Opponent | Score | RPI       | S | Opponent     | Score | RPI        | S | Opponent      | Score | RPI      | S | Opponent       | Score |                 |  |
| 14                        | A | BYU      | 69 81 | 44        | A | Colorado St. | 64 91 | 87         | H | Utah          | 61 64 | 117      | A | Fresno St.     | 62 66 |                 |  |
|                           |   |          |       | 44        | H | Colorado St. | 49 69 |            |   |               |       | 117      | H | Fresno St.     | 61 67 |                 |  |
|                           |   |          |       |           |   |              |       |            |   |               |       | 145      | A | Boise St.      | 78 84 |                 |  |
|                           |   |          |       |           |   |              |       |            |   |               |       | 145      | H | Boise St.      | 58 63 |                 |  |
|                           |   |          |       |           |   |              |       |            |   |               |       | 162      | A | Montana        | 70 86 |                 |  |
|                           |   |          |       |           |   |              |       |            |   |               |       | 167      | H | Sacramento St. | 86 95 |                 |  |
|                           |   |          |       |           |   |              |       |            |   |               |       | 172      | A | New Mexico     | 70 73 |                 |  |
|                           |   |          |       |           |   |              |       |            |   |               |       | 172      | H | New Mexico     | 72 56 |                 |  |
|                           |   |          |       |           |   |              |       |            |   |               |       | 173      | H | Pacific        | 78 70 |                 |  |
|                           |   |          |       |           |   |              |       |            |   |               |       | 181      | A | Northern Colo. | 60 74 |                 |  |
|                           |   |          |       |           |   |              |       |            |   |               |       | 189      | A | San Jose St.   | 65 83 |                 |  |
|                           |   |          |       |           |   |              |       |            |   |               |       | 189      | H | San Jose St.   | 74 86 |                 |  |
|                           |   |          |       |           |   |              |       |            |   |               |       | 192      | A | Idaho St.      | 67 81 |                 |  |
|                           |   |          |       |           |   |              |       |            |   |               |       | 207      | A | UNLV           | 38 46 |                 |  |
|                           |   |          |       |           |   |              |       |            |   |               |       | 210      | A | Utah Valley    | 76 72 |                 |  |
|                           |   |          |       |           |   |              |       |            |   |               |       | 242      | A | San Diego St.  | 55 36 |                 |  |
|                           |   |          |       |           |   |              |       |            |   |               |       | 242      | H | San Diego St.  | 72 59 |                 |  |
|                           |   |          |       |           |   |              |       |            |   |               |       | 256      | H | Wyoming        | 84 75 |                 |  |
|                           |   |          |       |           |   |              |       |            |   |               |       | 257      | N | Tennessee St.  | 63 46 |                 |  |
| LAST 12 Division I GAMES: |   |          |       |           |   |              |       |            |   |               |       |          |   |                |       |                 |  |
|                           |   |          |       | 325       | N | Nevada       | 59 35 | 44         | A | Colorado St.  | 64 91 | 325      | H | Nevada         | 70 55 |                 |  |
|                           |   |          |       | 117       | A | Fresno St.   | 62 66 | 172        | A | New Mexico    | 70 73 | 325      | N | Nevada         | 59 35 |                 |  |
|                           |   |          |       | 341       | H | Air Force    | 64 40 | 256        | H | Wyoming       | 84 75 | 341      | A | Air Force      | 66 53 |                 |  |
|                           |   |          |       | 189       | A | San Jose St. | 65 83 | 145        | H | Boise St.     | 58 63 | 341      | H | Air Force      | 64 40 |                 |  |
|                           |   |          |       | 325       | H | Nevada       | 70 55 | 325        | A | Nevada        | 79 66 |          |   |                |       |                 |  |
|                           |   |          |       | 117       | H | Fresno St.   | 61 67 | 242        | H | San Diego St. | 72 59 |          |   |                |       |                 |  |

Non-Div I Games: Westminster (UT) 74 67 Haskell 90 63

Utah St.

Loss, Non-Conf, S Site, H Home A Away N Neutral

## Utah Valley

Through Games Of March 7, 2016

|                   |          |           |                |            |             |               |      |      |       |           |
|-------------------|----------|-----------|----------------|------------|-------------|---------------|------|------|-------|-----------|
| Average RPI Win:  | 258      | WON-LOST  | WINNING        | LAST 10    | STRENGTH OF | OPP. STRENGTH | TEAM | ADJ. | CONF. | ADJ CONF. |
| Average RPI Loss: | 164      | RECORD    | PCT. RANK      | GAMES      | SCHEDULE    | OF SCHEDULE   | RPI  | RPI  | RPI   | RPI       |
| DIV. I ONLY       | 13- 14   | 184       | 7- 3           | 225        | 296         | 210           | 210  | 28   | 28    |           |
| DIV. I NON-CONF.  | 5- 8     | 209       | 0- 0           | 145        | 290         | 200           | 200  | 25   | 25    |           |
| TOTALS            | RPI 1-25 | RPI 26-50 | W-L RECORDS    | RPI 51-100 | RPI 101-150 | RPI 150+      |      |      |       |           |
| 13- 14            | 0- 1     | 0- 0      | OVERALL        | 1- 1       | 1- 2        | 11- 10        |      |      |       |           |
| 7- 5              | 0- 0     | 0- 0      | HOME           | 1- 0       | 0- 1        | 6- 4          |      |      |       |           |
| 6- 8              | 0- 1     | 0- 0      | AWAY           | 0- 1       | 1- 1        | 5- 5          |      |      |       |           |
| 0- 1              | 0- 0     | 0- 0      | NEUTRAL        | 0- 0       | 0- 0        | 0- 1          |      |      |       |           |
| 5- 8              | 0- 1     | 0- 0      | NON-CONFERENCE | 1- 1       | 1- 0        | 3- 6          |      |      |       |           |
| 2- 3              | 0- 0     | 0- 0      | HOME           | 1- 0       | 0- 0        | 1- 3          |      |      |       |           |
| 3- 4              | 0- 1     | 0- 0      | AWAY           | 0- 1       | 1- 0        | 2- 2          |      |      |       |           |
| 0- 1              | 0- 0     | 0- 0      | NEUTRAL        | 0- 0       | 0- 0        | 0- 1          |      |      |       |           |
| 8- 6              | 0- 0     | 0- 0      | CONFERENCE     | 0- 0       | 0- 2        | 8- 4          |      |      |       |           |
| 5- 2              | 0- 0     | 0- 0      | HOME           | 0- 0       | 0- 1        | 5- 1          |      |      |       |           |
| 3- 4              | 0- 0     | 0- 0      | AWAY           | 0- 0       | 0- 1        | 3- 3          |      |      |       |           |
| 0- 0              | 0- 0     | 0- 0      | NEUTRAL        | 0- 0       | 0- 0        | 0- 0          |      |      |       |           |

| RPI 1-25                  |   |                 |       | RPI 26-50 |   |                 |       | RPI 51-100 |   |               |       | RPI 101+ Team's RPI: 210 |   |                 |       |
|---------------------------|---|-----------------|-------|-----------|---|-----------------|-------|------------|---|---------------|-------|--------------------------|---|-----------------|-------|
| RPI                       | S | Opponent        | Score | RPI       | S | Opponent        | Score | RPI        | S | Opponent      | Score | RPI                      | S | Opponent        | Score |
| 14                        | A | BYU             | 62 78 |           |   |                 |       | 80         | H | San Francisco | 94 88 | 108                      | A | New Mexico St.  | 68 73 |
|                           |   |                 |       |           |   |                 |       | 84         | A | Oregon        | 68 79 | 108                      | H | New Mexico St.  | 53 59 |
|                           |   |                 |       |           |   |                 |       |            |   |               |       | 145                      | A | Boise St.       | 72 70 |
|                           |   |                 |       |           |   |                 |       |            |   |               |       | 160                      | N | Alabama         | 60 67 |
|                           |   |                 |       |           |   |                 |       |            |   |               |       | 178                      | A | Eastern Wash.   | 64 68 |
|                           |   |                 |       |           |   |                 |       |            |   |               |       | 184                      | A | Weber St.       | 56 61 |
|                           |   |                 |       |           |   |                 |       |            |   |               |       | 187                      | H | UC Davis        | 55 59 |
|                           |   |                 |       |           |   |                 |       |            |   |               |       | 191                      | A | UTRGV           | 48 61 |
|                           |   |                 |       |           |   |                 |       |            |   |               |       | 191                      | H | UTRGV           | 71 57 |
|                           |   |                 |       |           |   |                 |       |            |   |               |       | 192                      | H | Idaho St.       | 47 56 |
|                           |   |                 |       |           |   |                 |       |            |   |               |       | 212                      | A | CSU Bakersfield | 54 61 |
|                           |   |                 |       |           |   |                 |       |            |   |               |       | 212                      | H | CSU Bakersfield | 72 53 |
|                           |   |                 |       |           |   |                 |       |            |   |               |       | 223                      | H | Utah St.        | 72 76 |
|                           |   |                 |       |           |   |                 |       |            |   |               |       | 229                      | A | Grand Canyon    | 64 65 |
|                           |   |                 |       |           |   |                 |       |            |   |               |       | 229                      | H | Grand Canyon    | 53 61 |
|                           |   |                 |       |           |   |                 |       |            |   |               |       | 235                      | A | Omaha           | 74 59 |
|                           |   |                 |       |           |   |                 |       |            |   |               |       | 271                      | A | Seattle         | 61 44 |
|                           |   |                 |       |           |   |                 |       |            |   |               |       | 271                      | H | Seattle         | 79 48 |
|                           |   |                 |       |           |   |                 |       |            |   |               |       | 302                      | A | UMKC            | 58 44 |
|                           |   |                 |       |           |   |                 |       |            |   |               |       | 302                      | H | UMKC            | 79 71 |
|                           |   |                 |       |           |   |                 |       |            |   |               |       | 325                      | A | Nevada          | 73 65 |
|                           |   |                 |       |           |   |                 |       |            |   |               |       | 335                      | H | Southern Utah   | 70 58 |
|                           |   |                 |       |           |   |                 |       |            |   |               |       | 344                      | A | Chicago St.     | 69 62 |
|                           |   |                 |       |           |   |                 |       |            |   |               |       | 344                      | H | Chicago St.     | 74 46 |
| LAST 12 Division I GAMES: |   |                 |       |           |   |                 |       |            |   |               |       |                          |   |                 |       |
| 229                       | A | Grand Canyon    | 64 65 | 191       | H | UTRGV           | 71 57 |            |   |               |       |                          |   |                 |       |
| 271                       | H | Seattle         | 79 48 | 212       | A | CSU Bakersfield | 54 61 |            |   |               |       |                          |   |                 |       |
| 302                       | A | UMKC            | 58 44 | 271       | A | Seattle         | 61 44 |            |   |               |       |                          |   |                 |       |
| 344                       | A | Chicago St.     | 69 62 | 344       | H | Chicago St.     | 74 46 |            |   |               |       |                          |   |                 |       |
| 212                       | H | CSU Bakersfield | 72 53 | 302       | H | UMKC            | 79 71 |            |   |               |       |                          |   |                 |       |
| 108                       | H | New Mexico St.  | 53 59 | 229       | H | Grand Canyon    | 53 61 |            |   |               |       |                          |   |                 |       |

Non-Div I Games: Bethesda (CA) 91 64 Dixie St. 77 63

Utah Valley

Loss, Non-Conf, S Site, H Home A Away N Neutral

|                   |          |           |                |            |             |               |      |      |       |           |
|-------------------|----------|-----------|----------------|------------|-------------|---------------|------|------|-------|-----------|
| Average RPI Win:  | 175      | WON-LOST  | WINNING        | LAST 10    | STRENGTH OF | OPP. STRENGTH | TEAM | ADJ. | CONF. | ADJ CONF. |
| Average RPI Loss: | 111      | RECORD    | PCT. RANK      | GAMES      | SCHEDULE    | OF SCHEDULE   | RPI  | RPI  | RPI   | RPI       |
| DIV. I ONLY       | 23- 9    | 59        | 8- 2           | 102        | 118         | 70            | 70   | 7    | 7     |           |
| DIV. I NON-CONF.  | 11- 2    | 28        | 0- 0           | 139        | 280         | 50            | 50   | 8    | 8     |           |
| TOTALS            | RPI 1-25 | RPI 26-50 | W-L RECORDS    | RPI 51-100 | RPI 101-150 | RPI 150+      |      |      |       |           |
| 23- 9             | 2- 2     | 2- 0      | OVERALL        | 1- 1       | 1- 3        | 17- 3         |      |      |       |           |
| 11- 4             | 0- 1     | 1- 0      | HOME           | 0- 1       | 0- 1        | 10- 1         |      |      |       |           |
| 10- 3             | 2- 0     | 0- 0      | AWAY           | 1- 0       | 1- 0        | 6- 1          |      |      |       |           |
| 2- 2              | 0- 1     | 1- 0      | NEUTRAL        | 0- 0       | 0- 1        | 1- 0          |      |      |       |           |
| 11- 2             | 1- 0     | 0- 0      | NON-CONFERENCE | 0- 0       | 1- 2        | 9- 0          |      |      |       |           |
| 7- 0              | 0- 0     | 0- 0      | HOME           | 0- 0       | 0- 0        | 7- 0          |      |      |       |           |
| 4- 1              | 1- 0     | 0- 0      | AWAY           | 0- 0       | 1- 1        | 2- 0          |      |      |       |           |
| 0- 1              | 0- 0     | 0- 0      | NEUTRAL        | 0- 0       | 0- 1        | 0- 0          |      |      |       |           |
| 12- 7             | 1- 2     | 2- 0      | CONFERENCE     | 1- 1       | 0- 1        | 8- 3          |      |      |       |           |
| 4- 4              | 0- 1     | 1- 0      | HOME           | 0- 1       | 0- 1        | 3- 1          |      |      |       |           |
| 6- 2              | 1- 0     | 0- 0      | AWAY           | 1- 0       | 0- 0        | 4- 2          |      |      |       |           |
| 2- 1              | 0- 1     | 1- 0      | NEUTRAL        | 0- 0       | 0- 0        | 1- 0          |      |      |       |           |

| RPI 1-25                  |   |                   |       | RPI 26-50 |   |                   |       | RPI 51-100 |   |             |       | Team's RPI: 70 |     | RPI 101+        |                |       |  |
|---------------------------|---|-------------------|-------|-----------|---|-------------------|-------|------------|---|-------------|-------|----------------|-----|-----------------|----------------|-------|--|
| RPI                       | S | Opponent          | Score | RPI       | S | Opponent          | Score | RPI        | S | Opponent    | Score |                | RPI | S               | Opponent       | Score |  |
| 11                        | A | Arizona St.       | 57 48 | 37        | H | St. Bonaventure   | 52 47 | 53         | H | Saint Louis | 72 77 |                | 101 | A               | Iona           | 74 58 |  |
| 18                        | H | Duquesne          | 67 71 | 37        | N | St. Bonaventure   | 59 50 | 83         | A | Dayton      | 74 72 |                | 105 | N               | Toledo         | 61 80 |  |
| 24                        | A | George Washington | 79 68 |           |   |                   |       |            |   |             |       |                | 115 | H               | Saint Joseph's | 63 66 |  |
| 24                        | N | George Washington | 58 72 |           |   |                   |       |            |   |             |       |                | 124 | A               | IUPUI          | 69 70 |  |
|                           |   |                   |       |           |   |                   |       |            |   |             |       |                | 154 | H               | Old Dominion   | 74 54 |  |
|                           |   |                   |       |           |   |                   |       |            |   |             |       |                | 161 | H               | Fordham        | 61 51 |  |
|                           |   |                   |       |           |   |                   |       |            |   |             |       |                | 169 | A               | George Mason   | 54 70 |  |
|                           |   |                   |       |           |   |                   |       |            |   |             |       |                | 169 | H               | George Mason   | 65 34 |  |
|                           |   |                   |       |           |   |                   |       |            |   |             |       |                | 190 | A               | Davidson       | 74 59 |  |
|                           |   |                   |       |           |   |                   |       |            |   |             |       |                | 190 | H               | Davidson       | 50 56 |  |
|                           |   |                   |       |           |   |                   |       |            |   |             |       |                | 198 | A               | Richmond       | 50 62 |  |
|                           |   |                   |       |           |   |                   |       |            |   |             |       |                | 198 | H               | Richmond       | 53 42 |  |
|                           |   |                   |       |           |   |                   |       |            |   |             |       |                | 198 | N               | Richmond       | 62 42 |  |
|                           |   |                   |       |           |   |                   |       |            |   |             |       |                | 202 | H               | William & Mary | 73 47 |  |
|                           |   |                   |       |           |   |                   |       |            |   |             |       |                | 213 | A               | Rhode Island   | 49 36 |  |
|                           |   |                   |       |           |   |                   |       |            |   |             |       |                | 215 | H               | Furman         | 67 45 |  |
|                           |   |                   |       |           |   |                   |       |            |   |             |       |                | 218 | A               | N.C. A&T       | 64 49 |  |
|                           |   |                   |       |           |   |                   |       |            |   |             |       |                | 221 | A               | Massachusetts  | 74 66 |  |
|                           |   |                   |       |           |   |                   |       |            |   |             |       |                | 246 | H               | Coppin St.     | 73 42 |  |
|                           |   |                   |       |           |   |                   |       |            |   |             |       |                | 253 | A               | High Point     | 69 39 |  |
|                           |   |                   |       |           |   |                   |       |            |   |             |       |                | 267 | H               | Campbell       | 57 34 |  |
|                           |   |                   |       |           |   |                   |       |            |   |             |       |                | 269 | H               | UNCW           | 58 45 |  |
|                           |   |                   |       |           |   |                   |       |            |   |             |       |                | 280 | A               | La Salle       | 84 76 |  |
|                           |   |                   |       |           |   |                   |       |            |   |             |       |                | 281 | H               | UMES           | 63 39 |  |
| LAST 12 Division I GAMES: |   |                   |       |           |   |                   |       |            |   |             |       |                |     |                 |                |       |  |
|                           |   |                   |       | 24        | N | George Washington | 58 72 |            |   |             |       | 213            | A   | Rhode Island    | 49 36          |       |  |
|                           |   |                   |       | 37        | N | St. Bonaventure   | 59 50 |            |   |             |       | 198            | A   | Richmond        | 50 62          |       |  |
|                           |   |                   |       | 198       | N | Richmond          | 62 42 |            |   |             |       | 280            | A   | La Salle        | 84 76          |       |  |
|                           |   |                   |       | 190       | A | Davidson          | 74 59 |            |   |             |       | 37             | H   | St. Bonaventure | 52 47          |       |  |
|                           |   |                   |       | 169       | H | George Mason      | 65 34 |            |   |             |       | 18             | H   | Duquesne        | 67 71          |       |  |
|                           |   |                   |       | 24        | A | George Washington | 79 68 |            |   |             |       | 161            | H   | Fordham         | 61 51          |       |  |

Non-Div I Games:

VCU

  Loss, 
  Non-Conf, 
S Site, 
  Home 
  Away 
N Neutral

## Valparaiso

Through Games Of March 7, 2016

|                   |          |           |                |            |             |               |      |      |       |           |
|-------------------|----------|-----------|----------------|------------|-------------|---------------|------|------|-------|-----------|
| Average RPI Win:  | 190      | WON-LOST  | WINNING        | LAST 10    | STRENGTH OF | OPP. STRENGTH | TEAM | ADJ. | CONF. | ADJ CONF. |
| Average RPI Loss: | 135      | RECORD    | PCT. RANK      | GAMES      | SCHEDULE    | OF SCHEDULE   | RPI  | RPI  | RPI   | RPI       |
| DIV. I ONLY       | 6- 20    | 308       | 1- 9           | 65         | 137         | 241           | 241  | 14   | 14    |           |
| DIV. I NON-CONF.  | 1- 7     | 318       | 0- 0           | 44         | 40          | 250           | 250  | 16   | 16    |           |
| TOTALS            | RPI 1-25 | RPI 26-50 | W-L RECORDS    | RPI 51-100 | RPI 101-150 | RPI 150+      |      |      |       |           |
| 6- 20             | 0- 4     | 0- 0      | OVERALL        | 0- 1       | 3- 9        | 3- 6          |      |      |       |           |
| 4- 9              | 0- 2     | 0- 0      | HOME           | 0- 0       | 2- 5        | 2- 2          |      |      |       |           |
| 2- 10             | 0- 2     | 0- 0      | AWAY           | 0- 1       | 1- 4        | 1- 3          |      |      |       |           |
| 0- 1              | 0- 0     | 0- 0      | NEUTRAL        | 0- 0       | 0- 0        | 0- 1          |      |      |       |           |
| 1- 7              | 0- 2     | 0- 0      | NON-CONFERENCE | 0- 1       | 1- 1        | 0- 3          |      |      |       |           |
| 1- 3              | 0- 1     | 0- 0      | HOME           | 0- 0       | 1- 1        | 0- 1          |      |      |       |           |
| 0- 3              | 0- 1     | 0- 0      | AWAY           | 0- 1       | 0- 0        | 0- 1          |      |      |       |           |
| 0- 1              | 0- 0     | 0- 0      | NEUTRAL        | 0- 0       | 0- 0        | 0- 1          |      |      |       |           |
| 5- 13             | 0- 2     | 0- 0      | CONFERENCE     | 0- 0       | 2- 8        | 3- 3          |      |      |       |           |
| 3- 6              | 0- 1     | 0- 0      | HOME           | 0- 0       | 1- 4        | 2- 1          |      |      |       |           |
| 2- 7              | 0- 1     | 0- 0      | AWAY           | 0- 0       | 1- 4        | 1- 2          |      |      |       |           |
| 0- 0              | 0- 0     | 0- 0      | NEUTRAL        | 0- 0       | 0- 0        | 0- 0          |      |      |       |           |

| RPI 1-25                  |   |                |        | RPI 26-50 |   |                |       | RPI 51-100 |   |           |       | RPI 101+ Team's RPI: 241 |   |                |       |
|---------------------------|---|----------------|--------|-----------|---|----------------|-------|------------|---|-----------|-------|--------------------------|---|----------------|-------|
| RPI                       | S | Opponent       | Score  | RPI       | S | Opponent       | Score | RPI        | S | Opponent  | Score | RPI                      | S | Opponent       | Score |
| 1                         | H | Notre Dame     | 54 110 |           |   |                |       | 82         | A | San Diego | 60 76 | 103                      | A | Wright St.     | 63 80 |
| 15                        | A | Louisville     | 42 75  |           |   |                |       |            |   |           |       | 103                      | H | Wright St.     | 54 65 |
| 25                        | A | Green Bay      | 42 81  |           |   |                |       |            |   |           |       | 123                      | H | Akron          | 74 85 |
| 25                        | H | Green Bay      | 35 71  |           |   |                |       |            |   |           |       | 126                      | A | Youngstown St. | 66 87 |
|                           |   |                |        |           |   |                |       |            |   |           |       | 126                      | H | Youngstown St. | 65 60 |
|                           |   |                |        |           |   |                |       |            |   |           |       | 143                      | A | Detroit        | 65 85 |
|                           |   |                |        |           |   |                |       |            |   |           |       | 143                      | H | Detroit        | 66 72 |
|                           |   |                |        |           |   |                |       |            |   |           |       | 147                      | H | SIUE           | 69 56 |
|                           |   |                |        |           |   |                |       |            |   |           |       | 148                      | A | Milwaukee      | 60 82 |
|                           |   |                |        |           |   |                |       |            |   |           |       | 148                      | H | Milwaukee      | 60 70 |
|                           |   |                |        |           |   |                |       |            |   |           |       | 150                      | A | Northern Ky.   | 61 60 |
|                           |   |                |        |           |   |                |       |            |   |           |       | 150                      | H | Northern Ky.   | 50 68 |
|                           |   |                |        |           |   |                |       |            |   |           |       | 180                      | A | Butler         | 53 72 |
|                           |   |                |        |           |   |                |       |            |   |           |       | 181                      | N | Northern Colo. | 63 77 |
|                           |   |                |        |           |   |                |       |            |   |           |       | 204                      | A | Oakland        | 77 87 |
|                           |   |                |        |           |   |                |       |            |   |           |       | 204                      | H | Oakland        | 81 66 |
|                           |   |                |        |           |   |                |       |            |   |           |       | 252                      | A | Ill.-Chicago   | 80 74 |
|                           |   |                |        |           |   |                |       |            |   |           |       | 252                      | H | Ill.-Chicago   | 50 54 |
|                           |   |                |        |           |   |                |       |            |   |           |       | 262                      | A | Cleveland St.  | 65 72 |
|                           |   |                |        |           |   |                |       |            |   |           |       | 262                      | H | Cleveland St.  | 66 59 |
|                           |   |                |        |           |   |                |       |            |   |           |       | 282                      | H | Miami (OH)     | 72 75 |
| LAST 12 Division I GAMES: |   |                |        |           |   |                |       |            |   |           |       |                          |   |                |       |
| 252                       | A | Ill.-Chicago   | 80 74  | 204       | A | Oakland        | 77 87 |            |   |           |       |                          |   |                |       |
| 262                       | A | Cleveland St.  | 65 72  | 150       | H | Northern Ky.   | 50 68 |            |   |           |       |                          |   |                |       |
| 126                       | A | Youngstown St. | 66 87  | 103       | H | Wright St.     | 54 65 |            |   |           |       |                          |   |                |       |
| 25                        | H | Green Bay      | 35 71  | 252       | H | Ill.-Chicago   | 50 54 |            |   |           |       |                          |   |                |       |
| 148                       | H | Milwaukee      | 60 70  | 126       | H | Youngstown St. | 65 60 |            |   |           |       |                          |   |                |       |
| 143                       | A | Detroit        | 65 85  | 262       | H | Cleveland St.  | 66 59 |            |   |           |       |                          |   |                |       |

Non-Div I Games: Ind.-Northwest 79 57 Cardinal Stitch 63 62 Ind.-Kokomo 88 22

Valparaiso

Loss, Non-Conf, S Site, H Home A Away N Neutral



Vanderbilt

Through Games Of March 7, 2016

|                   |          |           |                |            |             |               |      |      |       |           |
|-------------------|----------|-----------|----------------|------------|-------------|---------------|------|------|-------|-----------|
| Average RPI Win:  | 149      | WON-LOST  | WINNING        | LAST 10    | STRENGTH OF | OPP. STRENGTH | TEAM | ADJ. | CONF. | ADJ CONF. |
| Average RPI Loss: | 48       | RECORD    | PCT. RANK      | GAMES      | SCHEDULE    | OF SCHEDULE   | RPI  | RPI  | RPI   | RPI       |
| DIV. I ONLY       | 18- 14   | 142       | 3- 7           | 34         | 51          | 74            | 74   | 2    | 2     |           |
| DIV. I NON-CONF.  | 11- 2    | 28        | 0- 0           | 117        | 216         | 33            | 33   | 2    | 2     |           |
| TOTALS            | RPI 1-25 | RPI 26-50 | W-L RECORDS    | RPI 51-100 | RPI 101-150 | RPI 150+      |      |      |       |           |
| 18- 14            | 1- 7     | 3- 3      | OVERALL        | 1- 2       | 4- 1        | 9- 1          |      |      |       |           |
| 10- 6             | 0- 4     | 1- 2      | HOME           | 0- 0       | 3- 0        | 6- 0          |      |      |       |           |
| 5- 7              | 1- 2     | 1- 1      | AWAY           | 1- 2       | 0- 1        | 2- 1          |      |      |       |           |
| 3- 1              | 0- 1     | 1- 0      | NEUTRAL        | 0- 0       | 1- 0        | 1- 0          |      |      |       |           |
| 11- 2             | 0- 1     | 1- 0      | NON-CONFERENCE | 1- 1       | 3- 0        | 6- 0          |      |      |       |           |
| 8- 0              | 0- 0     | 1- 0      | HOME           | 0- 0       | 2- 0        | 5- 0          |      |      |       |           |
| 2- 2              | 0- 1     | 0- 0      | AWAY           | 1- 1       | 0- 0        | 1- 0          |      |      |       |           |
| 1- 0              | 0- 0     | 0- 0      | NEUTRAL        | 0- 0       | 1- 0        | 0- 0          |      |      |       |           |
| 7- 12             | 1- 6     | 2- 3      | CONFERENCE     | 0- 1       | 1- 1        | 3- 1          |      |      |       |           |
| 2- 6              | 0- 4     | 0- 2      | HOME           | 0- 0       | 1- 0        | 1- 0          |      |      |       |           |
| 3- 5              | 1- 1     | 1- 1      | AWAY           | 0- 1       | 0- 1        | 1- 1          |      |      |       |           |
| 2- 1              | 0- 1     | 1- 0      | NEUTRAL        | 0- 0       | 0- 0        | 1- 0          |      |      |       |           |

| RPI S                     | Opponent          | Score | RPI S | Opponent    | Score | RPI S | Opponent | Score | RPI S | Opponent           | Score |
|---------------------------|-------------------|-------|-------|-------------|-------|-------|----------|-------|-------|--------------------|-------|
| 4                         | H South Carolina  | 61 71 | 27    | A Tennessee | 49 58 | 57    | A Auburn | 45 53 | 106   | H UT Martin        | 64 61 |
| 12                        | A Kentucky        | 71 69 | 27    | H Tennessee | 51 69 | 79    | A Drexel | 74 64 | 108   | N New Mexico St.   | 71 45 |
| 12                        | H Kentucky        | 55 71 | 38    | H Georgia   | 58 64 | 83    | A Dayton | 56 81 | 121   | H LSU              | 58 42 |
| 19                        | H Texas A&M       | 63 75 | 38    | N Georgia   | 54 49 |       |          |       | 140   | A Arkansas         | 56 57 |
| 21                        | H Mississippi St. | 61 66 | 42    | H Ohio      | 62 59 |       |          |       | 142   | H Troy             | 97 43 |
| 21                        | N Mississippi St. | 46 63 | 45    | A Missouri  | 56 52 |       |          |       | 160   | A Alabama          | 54 48 |
| 23                        | A Florida         | 67 79 |       |             |       |       |          |       | 160   | H Alabama          | 67 52 |
| 25                        | A Green Bay       | 56 58 |       |             |       |       |          |       | 161   | A Fordham          | 53 40 |
|                           |                   |       |       |             |       |       |          |       | 166   | H ETSU             | 65 39 |
|                           |                   |       |       |             |       |       |          |       | 176   | A Ole Miss         | 52 55 |
|                           |                   |       |       |             |       |       |          |       | 176   | N Ole Miss         | 74 59 |
|                           |                   |       |       |             |       |       |          |       | 208   | H Presbyterian     | 56 38 |
|                           |                   |       |       |             |       |       |          |       | 270   | H Austin Peay      | 73 56 |
|                           |                   |       |       |             |       |       |          |       | 341   | H Air Force        | 86 29 |
|                           |                   |       |       |             |       |       |          |       | 349   | H Mississippi Val. | 89 39 |
| LAST 12 Division I GAMES: |                   |       |       |             |       |       |          |       |       |                    |       |
| 21                        | N Mississippi St. | 46 63 | 23    | A Florida   | 67 79 |       |          |       |       |                    |       |
| 38                        | N Georgia         | 54 49 | 12    | H Kentucky  | 55 71 |       |          |       |       |                    |       |
| 176                       | N Ole Miss        | 74 59 | 27    | H Tennessee | 51 69 |       |          |       |       |                    |       |
| 45                        | A Missouri        | 56 52 | 140   | A Arkansas  | 56 57 |       |          |       |       |                    |       |
| 21                        | H Mississippi St. | 61 66 | 57    | A Auburn    | 45 53 |       |          |       |       |                    |       |
| 19                        | H Texas A&M       | 63 75 | 38    | H Georgia   | 58 64 |       |          |       |       |                    |       |

Non-Div I Games:

Vanderbilt

Loss, Non-Conf, S Site, H Home A Away N Neutral

|                              |          |           |                |             |               |          |      |       |           |
|------------------------------|----------|-----------|----------------|-------------|---------------|----------|------|-------|-----------|
| Average RPI Win: <b>257</b>  | WON-LOST | WINNING   | LAST 10        | STRENGTH OF | OPP. STRENGTH | TEAM     | ADJ. | CONF. | ADJ CONF. |
| Average RPI Loss: <b>176</b> | RECORD   | PCT. RANK | GAMES          | SCHEDULE    | OF SCHEDULE   | RPI      | RPI  | RPI   | RPI       |
| DIV. I ONLY                  | 9- 21    | 278       | 2- 8           | 230         | 284           | 276      | 276  | 16    | 16        |
| DIV. I NON-CONF.             | 5- 8     | 209       | 0- 0           | 300         | 346           | 271      | 271  | 19    | 19        |
| TOTALS                       | RPI 1-25 | RPI 26-50 | W-L RECORDS    | RPI 51-100  | RPI 101-150   | RPI 150+ |      |       |           |
| 9- 21                        | 0- 0     | 0- 3      | OVERALL        | 0- 3        | 0- 0          | 9- 15    |      |       |           |
| 4- 9                         | 0- 0     | 0- 1      | HOME           | 0- 2        | 0- 0          | 4- 6     |      |       |           |
| 5- 11                        | 0- 0     | 0- 1      | AWAY           | 0- 1        | 0- 0          | 5- 9     |      |       |           |
| 0- 1                         | 0- 0     | 0- 1      | NEUTRAL        | 0- 0        | 0- 0          | 0- 0     |      |       |           |
| 5- 8                         | 0- 0     | 0- 0      | NON-CONFERENCE | 0- 1        | 0- 0          | 5- 7     |      |       |           |
| 2- 3                         | 0- 0     | 0- 0      | HOME           | 0- 1        | 0- 0          | 2- 2     |      |       |           |
| 3- 5                         | 0- 0     | 0- 0      | AWAY           | 0- 0        | 0- 0          | 3- 5     |      |       |           |
| 0- 0                         | 0- 0     | 0- 0      | NEUTRAL        | 0- 0        | 0- 0          | 0- 0     |      |       |           |
| 4- 13                        | 0- 0     | 0- 3      | CONFERENCE     | 0- 2        | 0- 0          | 4- 8     |      |       |           |
| 2- 6                         | 0- 0     | 0- 1      | HOME           | 0- 1        | 0- 0          | 2- 4     |      |       |           |
| 2- 6                         | 0- 0     | 0- 1      | AWAY           | 0- 1        | 0- 0          | 2- 4     |      |       |           |
| 0- 1                         | 0- 0     | 0- 1      | NEUTRAL        | 0- 0        | 0- 0          | 0- 0     |      |       |           |

| RPI S                     | Opponent        | Score        | RPI S | Opponent        | Score        | RPI S | Opponent               | Score        | RPI S | Opponent | Score | Team's RPI: 276 |
|---------------------------|-----------------|--------------|-------|-----------------|--------------|-------|------------------------|--------------|-------|----------|-------|-----------------|
| 48                        | A Albany (NY)   | 43 <b>72</b> | 63    | A Maine         | 51 <b>63</b> | 157   | A Stony Brook          | 59 <b>73</b> |       |          |       |                 |
| 48                        | H Albany (NY)   | 40 <b>75</b> | 63    | H Maine         | 41 <b>62</b> | 157   | H Stony Brook          | 44 37        |       |          |       |                 |
| 48                        | N Albany (NY)   | 43 <b>95</b> | 86    | H Quinnipiac    | 65 <b>77</b> | 163   | A Delaware             | 60 <b>71</b> |       |          |       |                 |
|                           |                 |              |       |                 |              | 182   | A UMBC                 | 48 <b>85</b> |       |          |       |                 |
|                           |                 |              |       |                 |              | 182   | H UMBC                 | 60 <b>74</b> |       |          |       |                 |
|                           |                 |              |       |                 |              | 196   | H Sacred Heart         | 53 51        |       |          |       |                 |
|                           |                 |              |       |                 |              | 204   | H Oakland              | 68 <b>74</b> |       |          |       |                 |
|                           |                 |              |       |                 |              | 205   | A Brown                | 54 <b>71</b> |       |          |       |                 |
|                           |                 |              |       |                 |              | 214   | A Dartmouth            | 56 54        |       |          |       |                 |
|                           |                 |              |       |                 |              | 217   | A Hartford             | 50 <b>52</b> |       |          |       |                 |
|                           |                 |              |       |                 |              | 217   | H Hartford             | 47 <b>51</b> |       |          |       |                 |
|                           |                 |              |       |                 |              | 219   | A Binghamton           | 52 <b>66</b> |       |          |       |                 |
|                           |                 |              |       |                 |              | 219   | H Binghamton           | 53 <b>57</b> |       |          |       |                 |
|                           |                 |              |       |                 |              | 225   | A Bryant               | 52 <b>68</b> |       |          |       |                 |
|                           |                 |              |       |                 |              | 231   | A New Hampshire        | 63 59        |       |          |       |                 |
|                           |                 |              |       |                 |              | 231   | H New Hampshire        | 83 63        |       |          |       |                 |
|                           |                 |              |       |                 |              | 247   | A Columbia             | 56 <b>73</b> |       |          |       |                 |
|                           |                 |              |       |                 |              | 255   | A Holy Cross           | 63 <b>77</b> |       |          |       |                 |
|                           |                 |              |       |                 |              | 275   | H Central Conn. St.    | 79 63        |       |          |       |                 |
|                           |                 |              |       |                 |              | 320   | A UMass Lowell         | 59 51        |       |          |       |                 |
|                           |                 |              |       |                 |              | 320   | H UMass Lowell         | 66 <b>68</b> |       |          |       |                 |
|                           |                 |              |       |                 |              | 337   | H St. Francis Brooklyn | 55 <b>59</b> |       |          |       |                 |
|                           |                 |              |       |                 |              | 342   | A NJIT                 | 54 46        |       |          |       |                 |
|                           |                 |              |       |                 |              | 343   | A Boston U.            | 60 45        |       |          |       |                 |
| LAST 12 Division I GAMES: |                 |              |       |                 |              |       |                        |              |       |          |       |                 |
| 48                        | N Albany (NY)   | 43 <b>95</b> | 320   | H UMass Lowell  | 66 <b>68</b> |       |                        |              |       |          |       |                 |
| 157                       | H Stony Brook   | 44 37        | 48    | H Albany (NY)   | 40 <b>75</b> |       |                        |              |       |          |       |                 |
| 231                       | A New Hampshire | 63 59        | 63    | A Maine         | 51 <b>63</b> |       |                        |              |       |          |       |                 |
| 182                       | H UMBC          | 60 <b>74</b> | 157   | A Stony Brook   | 59 <b>73</b> |       |                        |              |       |          |       |                 |
| 219                       | A Binghamton    | 52 <b>66</b> | 231   | H New Hampshire | 83 63        |       |                        |              |       |          |       |                 |
| 217                       | A Hartford      | 50 <b>52</b> | 219   | H Binghamton    | 53 <b>57</b> |       |                        |              |       |          |       |                 |

Non-Div I Games:

Vermont

Villanova

Through Games Of March 7, 2016

|                   |          |           |                |            |             |               |      |      |       |           |
|-------------------|----------|-----------|----------------|------------|-------------|---------------|------|------|-------|-----------|
| Average RPI Win:  | 138      | WON-LOST  | WINNING        | LAST 10    | STRENGTH OF | OPP. STRENGTH | TEAM | ADJ. | CONF. | ADJ CONF. |
| Average RPI Loss: | 79       | RECORD    | PCT. RANK      | GAMES      | SCHEDULE    | OF SCHEDULE   | RPI  | RPI  | RPI   | RPI       |
| DIV. I ONLY       | 19- 11   | 93        | 6- 4           | 61         | 70          | 54            | 54   | 6    | 6     |           |
| DIV. I NON-CONF.  | 7- 4     | 110       | 1- 0           | 29         | 75          | 37            | 37   | 6    | 6     |           |
| TOTALS            | RPI 1-25 | RPI 26-50 | W-L RECORDS    | RPI 51-100 | RPI 101-150 | RPI 150+      |      |      |       |           |
| 19- 11            | 0- 1     | 5- 3      | OVERALL        | 3- 2       | 2- 4        | 9- 1          |      |      |       |           |
| 9- 3              | 0- 0     | 3- 1      | HOME           | 1- 0       | 1- 2        | 4- 0          |      |      |       |           |
| 8- 6              | 0- 1     | 2- 2      | AWAY           | 1- 1       | 1- 1        | 4- 1          |      |      |       |           |
| 2- 2              | 0- 0     | 0- 0      | NEUTRAL        | 1- 1       | 0- 1        | 1- 0          |      |      |       |           |
| 7- 4              | 0- 1     | 1- 1      | NON-CONFERENCE | 1- 2       | 1- 0        | 4- 0          |      |      |       |           |
| 3- 0              | 0- 0     | 1- 0      | HOME           | 0- 0       | 1- 0        | 1- 0          |      |      |       |           |
| 2- 3              | 0- 1     | 0- 1      | AWAY           | 0- 1       | 0- 0        | 2- 0          |      |      |       |           |
| 2- 1              | 0- 0     | 0- 0      | NEUTRAL        | 1- 1       | 0- 0        | 1- 0          |      |      |       |           |
| 12- 7             | 0- 0     | 4- 2      | CONFERENCE     | 2- 0       | 1- 4        | 5- 1          |      |      |       |           |
| 6- 3              | 0- 0     | 2- 1      | HOME           | 1- 0       | 0- 2        | 3- 0          |      |      |       |           |
| 6- 3              | 0- 0     | 2- 1      | AWAY           | 1- 0       | 1- 1        | 2- 1          |      |      |       |           |
| 0- 1              | 0- 0     | 0- 0      | NEUTRAL        | 0- 0       | 0- 1        | 0- 0          |      |      |       |           |

| RPI 1-25                  |   |                   |       | RPI 26-50 |   |                    |       | RPI 51-100 |   |                 |       | Team's RPI: 54 | RPI 101+ |   |                 |       |
|---------------------------|---|-------------------|-------|-----------|---|--------------------|-------|------------|---|-----------------|-------|----------------|----------|---|-----------------|-------|
| RPI                       | S | Opponent          | Score | RPI       | S | Opponent           | Score | RPI        | S | Opponent        | Score |                | RPI      | S | Opponent        | Score |
| 24                        | A | George Washington | 70 78 | 28        | A | DePaul             | 64 60 | 52         | N | St. Mary's (CA) | 60 67 |                | 102      | A | Georgetown      | 63 60 |
|                           |   |                   |       | 28        | H | DePaul             | 47 75 | 71         | A | Temple          | 55 61 |                | 102      | H | Georgetown      | 51 57 |
|                           |   |                   |       | 36        | H | Penn               | 66 46 | 79         | N | Drexel          | 67 55 |                | 110      | A | Creighton       | 48 53 |
|                           |   |                   |       | 40        | A | Seton Hall         | 50 60 | 99         | A | Marquette       | 82 75 |                | 110      | H | Creighton       | 62 65 |
|                           |   |                   |       | 40        | H | Seton Hall         | 55 45 | 99         | H | Marquette       | 81 60 |                | 110      | N | Creighton       | 48 57 |
|                           |   |                   |       | 43        | A | St. John's (NY)    | 71 59 |            |   |                 |       |                | 115      | H | Saint Joseph's  | 55 49 |
|                           |   |                   |       | 43        | H | St. John's (NY)    | 58 54 |            |   |                 |       |                | 167      | N | Sacramento St.  | 78 54 |
|                           |   |                   |       | 50        | A | North Carolina St. | 64 70 |            |   |                 |       |                | 170      | A | Xavier          | 67 74 |
|                           |   |                   |       |           |   |                    |       |            |   |                 |       |                | 170      | H | Xavier          | 58 55 |
|                           |   |                   |       |           |   |                    |       |            |   |                 |       |                | 180      | A | Butler          | 57 45 |
|                           |   |                   |       |           |   |                    |       |            |   |                 |       |                | 180      | H | Butler          | 66 46 |
|                           |   |                   |       |           |   |                    |       |            |   |                 |       |                | 216      | A | Lehigh          | 65 44 |
|                           |   |                   |       |           |   |                    |       |            |   |                 |       |                | 222      | H | Loyola Maryland | 67 55 |
|                           |   |                   |       |           |   |                    |       |            |   |                 |       |                | 265      | A | Providence      | 76 47 |
|                           |   |                   |       |           |   |                    |       |            |   |                 |       |                | 265      | H | Providence      | 67 39 |
|                           |   |                   |       |           |   |                    |       |            |   |                 |       |                | 280      | A | La Salle        | 67 56 |
| LAST 12 Division I GAMES: |   |                   |       |           |   |                    |       |            |   |                 |       |                |          |   |                 |       |
|                           |   |                   |       | 110       | N | Creighton          | 48 57 | 99         | H | Marquette       | 81 60 |                |          |   |                 |       |
|                           |   |                   |       | 180       | H | Butler             | 66 46 | 28         | H | DePaul          | 47 75 |                |          |   |                 |       |
|                           |   |                   |       | 170       | H | Xavier             | 58 55 | 265        | A | Providence      | 76 47 |                |          |   |                 |       |
|                           |   |                   |       | 102       | A | Georgetown         | 63 60 | 110        | A | Creighton       | 48 53 |                |          |   |                 |       |
|                           |   |                   |       | 40        | A | Seton Hall         | 50 60 | 36         | H | Penn            | 66 46 |                |          |   |                 |       |
|                           |   |                   |       | 43        | A | St. John's (NY)    | 71 59 | 102        | H | Georgetown      | 51 57 |                |          |   |                 |       |

Non-Div I Games:

Villanova

Loss, Non-Conf, S Site, H Home A Away N Neutral

## Virginia

Through Games Of March 7, 2016

|                   |          |           |                |            |             |               |      |      |       |           |
|-------------------|----------|-----------|----------------|------------|-------------|---------------|------|------|-------|-----------|
| Average RPI Win:  | 182      | WON-LOST  | WINNING        | LAST 10    | STRENGTH OF | OPP. STRENGTH | TEAM | ADJ. | CONF. | ADJ CONF. |
| Average RPI Loss: | 51       | RECORD    | PCT. RANK      | GAMES      | SCHEDULE    | OF SCHEDULE   | RPI  | RPI  | RPI   | RPI       |
| DIV. I ONLY       | 16- 15   | 163       | 3- 7           | 64         | 58          | 109           | 109  | 4    | 4     |           |
| DIV. I NON-CONF.  | 10- 4    | 86        | 0- 0           | 182        | 120         | 115           | 115  | 5    | 5     |           |
| TOTALS            | RPI 1-25 | RPI 26-50 | W-L RECORDS    | RPI 51-100 | RPI 101-150 | RPI 150+      |      |      |       |           |
| 16- 15            | 1- 6     | 1- 3      | OVERALL        | 3- 3       | 2- 3        | 9- 0          |      |      |       |           |
| 10- 6             | 0- 3     | 1- 0      | HOME           | 0- 1       | 0- 2        | 9- 0          |      |      |       |           |
| 5- 6              | 0- 3     | 0- 2      | AWAY           | 3- 0       | 2- 1        | 0- 0          |      |      |       |           |
| 1- 3              | 1- 0     | 0- 1      | NEUTRAL        | 0- 2       | 0- 0        | 0- 0          |      |      |       |           |
| 10- 4             | 1- 1     | 0- 0      | NON-CONFERENCE | 2- 3       | 0- 0        | 7- 0          |      |      |       |           |
| 7- 1              | 0- 0     | 0- 0      | HOME           | 0- 1       | 0- 0        | 7- 0          |      |      |       |           |
| 2- 1              | 0- 1     | 0- 0      | AWAY           | 2- 0       | 0- 0        | 0- 0          |      |      |       |           |
| 1- 2              | 1- 0     | 0- 0      | NEUTRAL        | 0- 2       | 0- 0        | 0- 0          |      |      |       |           |
| 6- 11             | 0- 5     | 1- 3      | CONFERENCE     | 1- 0       | 2- 3        | 2- 0          |      |      |       |           |
| 3- 5              | 0- 3     | 1- 0      | HOME           | 0- 0       | 0- 2        | 2- 0          |      |      |       |           |
| 3- 5              | 0- 2     | 0- 2      | AWAY           | 1- 0       | 2- 1        | 0- 0          |      |      |       |           |
| 0- 1              | 0- 0     | 0- 1      | NEUTRAL        | 0- 0       | 0- 0        | 0- 0          |      |      |       |           |

| RPI                       | S | Opponent       | Score | RPI | S | Opponent           | Score | RPI | S | Opponent     | Score | RPI | S | Opponent       | Score | Team's RPI: 109 |
|---------------------------|---|----------------|-------|-----|---|--------------------|-------|-----|---|--------------|-------|-----|---|----------------|-------|-----------------|
| 1                         | H | Notre Dame     | 46 74 | 26  | H | Miami (FL)         | 76 56 | 51  | N | Rutgers      | 48 60 | 118 | A | Boston College | 61 50 |                 |
| 6                         | A | Ohio St.       | 73 93 | 47  | A | Duke               | 52 67 | 57  | A | Auburn       | 69 52 | 120 | A | Virginia Tech  | 55 60 |                 |
| 13                        | H | Syracuse       | 57 91 | 47  | N | Duke               | 53 57 | 59  | H | Iowa         | 73 85 | 120 | H | Virginia Tech  | 46 66 |                 |
| 15                        | A | Louisville     | 59 74 | 50  | A | North Carolina St. | 52 63 | 66  | A | Middle Tenn. | 70 66 | 125 | H | Pittsburgh     | 55 58 |                 |
| 15                        | H | Louisville     | 41 59 |     |   |                    |       | 72  | A | Georgia Tech | 78 67 | 139 | A | Wake Forest    | 52 50 |                 |
| 16                        | A | Florida St.    | 48 70 |     |   |                    |       | 73  | N | Tulane       | 62 67 | 153 | H | North Carolina | 72 68 |                 |
| 25                        | N | Green Bay      | 68 59 |     |   |                    |       |     |   |              |       | 198 | H | Richmond       | 71 51 |                 |
|                           |   |                |       |     |   |                    |       |     |   |              |       | 246 | H | Coppin St.     | 75 40 |                 |
|                           |   |                |       |     |   |                    |       |     |   |              |       | 258 | H | Clemson        | 65 48 |                 |
|                           |   |                |       |     |   |                    |       |     |   |              |       | 259 | H | Bowling Green  | 68 39 |                 |
|                           |   |                |       |     |   |                    |       |     |   |              |       | 294 | H | Charleston So. | 85 65 |                 |
|                           |   |                |       |     |   |                    |       |     |   |              |       | 309 | H | Longwood       | 81 46 |                 |
|                           |   |                |       |     |   |                    |       |     |   |              |       | 342 | H | NJIT           | 81 54 |                 |
|                           |   |                |       |     |   |                    |       |     |   |              |       | 347 | H | Norfolk St.    | 86 50 |                 |
| LAST 12 Division I GAMES: |   |                |       |     |   |                    |       |     |   |              |       |     |   |                |       |                 |
| 47                        | N | Duke           | 53 57 | 13  | H | Syracuse           | 57 91 |     |   |              |       |     |   |                |       |                 |
| 120                       | A | Virginia Tech  | 55 60 | 120 | H | Virginia Tech      | 46 66 |     |   |              |       |     |   |                |       |                 |
| 153                       | H | North Carolina | 72 68 | 47  | A | Duke               | 52 67 |     |   |              |       |     |   |                |       |                 |
| 258                       | H | Clemson        | 65 48 | 50  | A | North Carolina St. | 52 63 |     |   |              |       |     |   |                |       |                 |
| 15                        | A | Louisville     | 59 74 | 125 | H | Pittsburgh         | 55 58 |     |   |              |       |     |   |                |       |                 |
| 118                       | A | Boston College | 61 50 | 16  | A | Florida St.        | 48 70 |     |   |              |       |     |   |                |       |                 |

Non-Div I Games:

Virginia

■ Loss, 
■ Non-Conf, S Site, 
■ Home 
■ Away 
N Neutral

|                   |               |            |                |            |             |               |            |          |          |           |
|-------------------|---------------|------------|----------------|------------|-------------|---------------|------------|----------|----------|-----------|
| Average RPI Win:  | <b>192</b>    | WON-LOST   | WINNING        | LAST 10    | STRENGTH OF | OPP. STRENGTH | TEAM       | ADJ.     | CONF.    | ADJ CONF. |
| Average RPI Loss: | <b>59</b>     | RECORD     | PCT. RANK      | GAMES      | SCHEDULE    | OF SCHEDULE   | RPI        | RPI      | RPI      | RPI       |
| DIV. I ONLY       | <b>17- 13</b> | <b>137</b> | <b>3- 7</b>    | <b>109</b> | <b>62</b>   | <b>120</b>    | <b>120</b> | <b>4</b> | <b>4</b> |           |
| DIV. I NON-CONF.  | <b>12- 1</b>  | <b>9</b>   | <b>0- 0</b>    | <b>279</b> | <b>186</b>  | <b>69</b>     | <b>69</b>  | <b>5</b> | <b>5</b> |           |
| TOTALS            | RPI 1-25      | RPI 26-50  | W-L RECORDS    | RPI 51-100 | RPI 101-150 | RPI 150+      |            |          |          |           |
| 17- 13            | 0- 4          | 1- 4       | OVERALL        | 0- 1       | 5- 3        | 11- 1         |            |          |          |           |
| 13- 5             | 0- 0          | 0- 3       | HOME           | 0- 1       | 2- 1        | 11- 0         |            |          |          |           |
| 4- 7              | 0- 4          | 1- 1       | AWAY           | 0- 0       | 3- 1        | 0- 1          |            |          |          |           |
| 0- 1              | 0- 0          | 0- 0       | NEUTRAL        | 0- 0       | 0- 1        | 0- 0          |            |          |          |           |
| 12- 1             | 0- 0          | 1- 0       | NON-CONFERENCE | 0- 0       | 1- 1        | 10- 0         |            |          |          |           |
| 10- 0             | 0- 0          | 0- 0       | HOME           | 0- 0       | 0- 0        | 10- 0         |            |          |          |           |
| 2- 1              | 0- 0          | 1- 0       | AWAY           | 0- 0       | 1- 1        | 0- 0          |            |          |          |           |
| 0- 0              | 0- 0          | 0- 0       | NEUTRAL        | 0- 0       | 0- 0        | 0- 0          |            |          |          |           |
| 5- 12             | 0- 4          | 0- 4       | CONFERENCE     | 0- 1       | 4- 2        | 1- 1          |            |          |          |           |
| 3- 5              | 0- 0          | 0- 3       | HOME           | 0- 1       | 2- 1        | 1- 0          |            |          |          |           |
| 2- 6              | 0- 4          | 0- 1       | AWAY           | 0- 0       | 2- 0        | 0- 1          |            |          |          |           |
| 0- 1              | 0- 0          | 0- 0       | NEUTRAL        | 0- 0       | 0- 1        | 0- 0          |            |          |          |           |

| RPI 1-25                  |   |             |              | RPI 26-50 |   |                    |              | RPI 51-100 |   |                |              | RPI 101+ Team's RPI: 120 |   |                |              |
|---------------------------|---|-------------|--------------|-----------|---|--------------------|--------------|------------|---|----------------|--------------|--------------------------|---|----------------|--------------|
| RPI                       | S | Opponent    | Score        | RPI       | S | Opponent           | Score        | RPI        | S | Opponent       | Score        | RPI                      | S | Opponent       | Score        |
| 1                         | A | Notre Dame  | 41 <b>80</b> | 26        | A | Miami (FL)         | 56 <b>67</b> | 72         | H | Georgia Tech   | 34 <b>51</b> | 102                      | A | Georgetown     | 56 <b>73</b> |
| 13                        | A | Syracuse    | 39 <b>60</b> | 26        | H | Miami (FL)         | 45 <b>57</b> |            |   |                |              | 109                      | A | Virginia       | 66 46        |
| 15                        | A | Louisville  | 45 <b>56</b> | 27        | A | Tennessee          | 57 43        |            |   |                |              | 109                      | H | Virginia       | 60 55        |
| 16                        | A | Florida St. | 50 <b>68</b> | 47        | H | Duke               | 62 <b>66</b> |            |   |                |              | 118                      | H | Boston College | 58 33        |
|                           |   |             |              | 50        | H | North Carolina St. | 61 <b>72</b> |            |   |                |              | 118                      | N | Boston College | 37 <b>49</b> |
| LAST 12 Division I GAMES: |   |             |              |           |   |                    |              |            |   |                |              |                          |   |                |              |
|                           |   |             |              | 118       | N | Boston College     | 37 <b>49</b> | 153        | A | North Carolina | 67 <b>71</b> |                          |   |                |              |
|                           |   |             |              | 109       | H | Virginia           | 60 55        | 109        | A | Virginia       | 66 46        |                          |   |                |              |
|                           |   |             |              | 139       | A | Wake Forest        | 54 48        | 72         | H | Georgia Tech   | 34 <b>51</b> |                          |   |                |              |
|                           |   |             |              | 26        | A | Miami (FL)         | 56 <b>67</b> | 16         | A | Florida St.    | 50 <b>68</b> |                          |   |                |              |
|                           |   |             |              | 47        | H | Duke               | 62 <b>66</b> | 26         | H | Miami (FL)     | 45 <b>57</b> |                          |   |                |              |
|                           |   |             |              | 125       | H | Pittsburgh         | 48 <b>59</b> | 1          | A | Notre Dame     | 41 <b>80</b> |                          |   |                |              |
|                           |   |             |              |           |   |                    |              |            |   |                |              | 254                      | H | Morgan St.     | 73 33        |
|                           |   |             |              |           |   |                    |              |            |   |                |              | 258                      | H | Clemson        | 79 49        |
|                           |   |             |              |           |   |                    |              |            |   |                |              | 265                      | H | Providence     | 62 46        |
|                           |   |             |              |           |   |                    |              |            |   |                |              | 305                      | H | Wofford        | 73 42        |
|                           |   |             |              |           |   |                    |              |            |   |                |              | 317                      | H | Mt. St. Mary's | 59 42        |

Non-Div I Games:

Virginia Tech

■ Loss, 
 ■ Non-Conf, 
 S Site, 
 ■ Home 
 ■ Away 
 N Neutral

W  
a  
g  
n  
e  
rW  
a  
g  
n  
e  
r

Wagner

Page 350

W  
a  
g  
n  
e  
r

RPI S Opponent Score

Wagner

Through Games Of March 7, 2016

| RPI | S | Opponent | Score |
|-----|---|----------|-------|
| 342 | H | NJIT     | 76 53 |

W  
a  
g  
n  
e  
r

Wagner

## Wake Forest

Through Games Of March 7, 2016

|                   |          |           |                |            |             |               |      |      |       |           |
|-------------------|----------|-----------|----------------|------------|-------------|---------------|------|------|-------|-----------|
| Average RPI Win:  | 186      | WON-LOST  | WINNING        | LAST 10    | STRENGTH OF | OPP. STRENGTH | TEAM | ADJ. | CONF. | ADJ CONF. |
| Average RPI Loss: | 71       | RECORD    | PCT. RANK      | GAMES      | SCHEDULE    | OF SCHEDULE   | RPI  | RPI  | RPI   | RPI       |
| DIV. I ONLY       | 16- 15   | 163       | 5- 5           | 135        | 37          | 139           | 139  | 4    | 4     |           |
| DIV. I NON-CONF.  | 9- 4     | 95        | 0- 0           | 310        | 110         | 184           | 184  | 5    | 5     |           |
| TOTALS            | RPI 1-25 | RPI 26-50 | W-L RECORDS    | RPI 51-100 | RPI 101-150 | RPI 150+      |      |      |       |           |
| 16- 15            | 0- 4     | 2- 4      | OVERALL        | 0- 3       | 3- 2        | 11- 2         |      |      |       |           |
| 9- 7              | 0- 3     | 2- 0      | HOME           | 0- 1       | 1- 2        | 6- 1          |      |      |       |           |
| 5- 6              | 0- 1     | 0- 4      | AWAY           | 0- 1       | 2- 0        | 3- 0          |      |      |       |           |
| 2- 2              | 0- 0     | 0- 0      | NEUTRAL        | 0- 1       | 0- 0        | 2- 1          |      |      |       |           |
| 9- 4              | 0- 0     | 0- 1      | NON-CONFERENCE | 0- 1       | 1- 0        | 8- 2          |      |      |       |           |
| 6- 2              | 0- 0     | 0- 0      | HOME           | 0- 1       | 1- 0        | 5- 1          |      |      |       |           |
| 2- 1              | 0- 0     | 0- 1      | AWAY           | 0- 0       | 0- 0        | 2- 0          |      |      |       |           |
| 1- 1              | 0- 0     | 0- 0      | NEUTRAL        | 0- 0       | 0- 0        | 1- 1          |      |      |       |           |
| 7- 11             | 0- 4     | 2- 3      | CONFERENCE     | 0- 2       | 2- 2        | 3- 0          |      |      |       |           |
| 3- 5              | 0- 3     | 2- 0      | HOME           | 0- 0       | 0- 2        | 1- 0          |      |      |       |           |
| 3- 5              | 0- 1     | 0- 3      | AWAY           | 0- 1       | 2- 0        | 1- 0          |      |      |       |           |
| 1- 1              | 0- 0     | 0- 0      | NEUTRAL        | 0- 1       | 0- 0        | 1- 0          |      |      |       |           |

| RPI                       | S | Opponent    | Score | RPI | S | Opponent           | Score | RPI | S | Opponent           | Score | RPI | S | Opponent       | Score | Team's RPI: 139 |
|---------------------------|---|-------------|-------|-----|---|--------------------|-------|-----|---|--------------------|-------|-----|---|----------------|-------|-----------------|
| 1                         | H | Notre Dame  | 52 86 | 26  | A | Miami (FL)         | 60 71 | 72  | A | Georgia Tech       | 51 66 | 109 | H | Virginia       | 50 52 |                 |
| 13                        | H | Syracuse    | 65 91 | 45  | A | Missouri           | 81 94 | 72  | N | Georgia Tech       | 65 67 | 118 | A | Boston College | 65 59 |                 |
| 15                        | A | Louisville  | 54 78 | 47  | A | Duke               | 68 95 | 78  | H | Belmont            | 64 78 | 120 | H | Virginia Tech  | 48 54 |                 |
| 16                        | H | Florida St. | 55 96 | 47  | H | Duke               | 64 58 |     |   |                    |       | 121 | H | LSU            | 60 57 |                 |
|                           |   |             |       | 50  | A | North Carolina St. | 47 64 |     |   |                    |       | 125 | A | Pittsburgh     | 60 49 |                 |
|                           |   |             |       | 50  | H | North Carolina St. | 63 58 |     |   |                    |       | 152 | H | Jacksonville   | 57 51 |                 |
|                           |   |             |       |     |   |                    |       |     |   |                    |       | 153 | H | North Carolina | 75 63 |                 |
|                           |   |             |       |     |   |                    |       |     |   |                    |       | 166 | H | ETSU           | 69 52 |                 |
|                           |   |             |       |     |   |                    |       |     |   |                    |       | 190 | H | Davidson       | 77 58 |                 |
|                           |   |             |       |     |   |                    |       |     |   |                    |       | 197 | H | Wisconsin      | 51 64 |                 |
|                           |   |             |       |     |   |                    |       |     |   |                    |       | 198 | H | Richmond       | 43 33 |                 |
|                           |   |             |       |     |   |                    |       |     |   |                    |       | 203 | N | Hampton        | 42 47 |                 |
|                           |   |             |       |     |   |                    |       |     |   |                    |       | 258 | A | Clemson        | 55 45 |                 |
|                           |   |             |       |     |   |                    |       |     |   |                    |       | 258 | N | Clemson        | 73 58 |                 |
|                           |   |             |       |     |   |                    |       |     |   |                    |       | 273 | A | American       | 71 70 |                 |
|                           |   |             |       |     |   |                    |       |     |   |                    |       | 280 | H | La Salle       | 61 53 |                 |
|                           |   |             |       |     |   |                    |       |     |   |                    |       | 283 | N | Coastal Caro.  | 81 52 |                 |
|                           |   |             |       |     |   |                    |       |     |   |                    |       | 310 | A | FIU            | 57 53 |                 |
| LAST 12 Division I GAMES: |   |             |       |     |   |                    |       |     |   |                    |       |     |   |                |       |                 |
|                           |   |             |       | 72  | N | Georgia Tech       | 65 67 | 258 | A | Clemson            | 55 45 |     |   |                |       |                 |
|                           |   |             |       | 258 | N | Clemson            | 73 58 | 50  | H | North Carolina St. | 63 58 |     |   |                |       |                 |
|                           |   |             |       | 72  | A | Georgia Tech       | 51 66 | 125 | A | Pittsburgh         | 60 49 |     |   |                |       |                 |
|                           |   |             |       | 120 | H | Virginia Tech      | 48 54 | 15  | A | Louisville         | 54 78 |     |   |                |       |                 |
|                           |   |             |       | 1   | H | Notre Dame         | 52 86 | 16  | H | Florida St.        | 55 96 |     |   |                |       |                 |
|                           |   |             |       | 47  | H | Duke               | 64 58 | 118 | A | Boston College     | 65 59 |     |   |                |       |                 |

Non-Div I Games:

Wake Forest

■ Loss, 
■ Non-Conf, 
■ S Site, 
■ H Home 
■ A Away 
N Neutral





|                   |          |           |                |            |             |               |      |      |       |           |
|-------------------|----------|-----------|----------------|------------|-------------|---------------|------|------|-------|-----------|
| Average RPI Win:  | 169      | WON-LOST  | WINNING        | LAST 10    | STRENGTH OF | OPP. STRENGTH | TEAM | ADJ. | CONF. | ADJ CONF. |
| Average RPI Loss: | 41       | RECORD    | PCT. RANK      | GAMES      | SCHEDULE    | OF SCHEDULE   | RPI  | RPI  | RPI   | RPI       |
| DIV. I ONLY       | 14- 16   | 191       | 2- 8           | 58         | 13          | 96            | 96   | 1    | 1     |           |
| DIV. I NON-CONF.  | 9- 2     | 37        | 0- 0           | 126        | 112         | 28            | 28   | 1    | 1     |           |
| TOTALS            | RPI 1-25 | RPI 26-50 | W-L RECORDS    | RPI 51-100 | RPI 101-150 | RPI 150+      |      |      |       |           |
| 14- 16            | 0- 6     | 0- 3      | OVERALL        | 2- 7       | 5- 0        | 7- 0          |      |      |       |           |
| 7- 6              | 0- 3     | 0- 1      | HOME           | 1- 2       | 2- 0        | 4- 0          |      |      |       |           |
| 6- 9              | 0- 3     | 0- 2      | AWAY           | 1- 4       | 3- 0        | 2- 0          |      |      |       |           |
| 1- 1              | 0- 0     | 0- 0      | NEUTRAL        | 0- 1       | 0- 0        | 1- 0          |      |      |       |           |
| 9- 2              | 0- 0     | 0- 1      | NON-CONFERENCE | 1- 1       | 3- 0        | 5- 0          |      |      |       |           |
| 4- 0              | 0- 0     | 0- 0      | HOME           | 0- 0       | 1- 0        | 3- 0          |      |      |       |           |
| 4- 2              | 0- 0     | 0- 1      | AWAY           | 1- 1       | 2- 0        | 1- 0          |      |      |       |           |
| 1- 0              | 0- 0     | 0- 0      | NEUTRAL        | 0- 0       | 0- 0        | 1- 0          |      |      |       |           |
| 5- 14             | 0- 6     | 0- 2      | CONFERENCE     | 1- 6       | 2- 0        | 2- 0          |      |      |       |           |
| 3- 6              | 0- 3     | 0- 1      | HOME           | 1- 2       | 1- 0        | 1- 0          |      |      |       |           |
| 2- 7              | 0- 3     | 0- 1      | AWAY           | 0- 3       | 1- 0        | 1- 0          |      |      |       |           |
| 0- 1              | 0- 0     | 0- 0      | NEUTRAL        | 0- 1       | 0- 0        | 0- 0          |      |      |       |           |

| RPI 1-25                  |   |             |       | RPI 26-50           |    |              |       | RPI 51-100 Team's RPI: 96 |            |                     |       | RPI 101+ |   |                  |       |
|---------------------------|---|-------------|-------|---------------------|----|--------------|-------|---------------------------|------------|---------------------|-------|----------|---|------------------|-------|
| RPI                       | S | Opponent    | Score | RPI                 | S  | Opponent     | Score | RPI                       | S          | Opponent            | Score | RPI      | S | Opponent         | Score |
| 5                         | H | Oregon St.  | 45 54 | 30                  | A  | Oklahoma St. | 60 70 | 52                        | A          | St. Mary's (CA)     | 71 75 | 113      | H | Gonzaga          | 55 48 |
| 9                         | A | UCLA        | 61 73 | 32                  | A  | Washington   | 63 69 | 55                        | A          | Southern California | 62 64 | 119      | A | Hawaii           | 62 52 |
| 9                         | H | UCLA        | 73 75 | 32                  | H  | Washington   | 64 79 | 55                        | H          | Southern California | 73 61 | 122      | A | Arizona          | 62 61 |
| 10                        | A | Stanford    | 52 69 |                     |    |              |       | 55                        | N          | Southern California | 73 77 | 122      | H | Arizona          | 67 46 |
| 11                        | A | Arizona St. | 39 61 |                     |    |              |       | 82                        | A          | San Diego           | 78 72 | 145      | A | Boise St.        | 57 52 |
| 11                        | H | Arizona St. | 45 63 |                     |    |              |       | 84                        | H          | Oregon              | 48 73 | 189      | H | San Jose St.     | 95 80 |
|                           |   |             |       |                     |    |              |       | 85                        | A          | California          | 71 74 | 201      | A | Colorado         | 74 66 |
|                           |   |             |       |                     |    |              |       | 87                        | A          | Utah                | 71 73 | 201      | H | Colorado         | 83 70 |
|                           |   |             |       |                     |    |              |       | 87                        | H          | Utah                | 69 75 | 203      | H | Hampton          | 68 61 |
|                           |   |             |       |                     |    |              |       |                           |            |                     |       | 220      | A | Kansas           | 66 53 |
|                           |   |             |       |                     |    |              |       |                           |            |                     |       | 268      | H | UC Santa Barbara | 61 44 |
|                           |   |             |       |                     |    |              |       |                           |            |                     |       | 325      | N | Nevada           | 70 57 |
| LAST 12 Division I GAMES: |   |             |       |                     |    |              |       |                           |            |                     |       |          |   |                  |       |
|                           |   | 55          | N     | Southern California | 73 | 77           | 9     | A                         | UCLA       | 61                  | 73    |          |   |                  |       |
|                           |   | 87          | H     | Utah                | 69 | 75           | 5     | H                         | Oregon St. | 45                  | 54    |          |   |                  |       |
|                           |   | 201         | H     | Colorado            | 83 | 70           | 84    | H                         | Oregon     | 48                  | 73    |          |   |                  |       |
|                           |   | 122         | A     | Arizona             | 62 | 61           | 10    | A                         | Stanford   | 52                  | 69    |          |   |                  |       |
|                           |   | 11          | A     | Arizona St.         | 39 | 61           | 85    | A                         | California | 71                  | 74    |          |   |                  |       |
|                           |   | 55          | A     | Southern California | 62 | 64           | 32    | A                         | Washington | 63                  | 69    |          |   |                  |       |

Non-Div I Games:

Washington St.

■ Loss, 
 ■ Non-Conf, 
 ■ S Site, 
 ■ H Home 
 ■ A Away 
 N Neutral

|                   |          |           |                |            |             |               |      |      |       |           |
|-------------------|----------|-----------|----------------|------------|-------------|---------------|------|------|-------|-----------|
| Average RPI Win:  | 257      | WON-LOST  | WINNING        | LAST 10    | STRENGTH OF | OPP. STRENGTH | TEAM | ADJ. | CONF. | ADJ CONF. |
| Average RPI Loss: | 135      | RECORD    | PCT. RANK      | GAMES      | SCHEDULE    | OF SCHEDULE   | RPI  | RPI  | RPI   | RPI       |
| DIV. I ONLY       | 18- 10   | 88        | 5- 5           | 339        | 166         | 184           | 184  | 19   | 19    |           |
| DIV. I NON-CONF.  | 6- 3     | 99        | 0- 0           | 314        | 125         | 163           | 163  | 23   | 23    |           |
| TOTALS            | RPI 1-25 | RPI 26-50 | W-L RECORDS    | RPI 51-100 | RPI 101-150 | RPI 150+      |      |      |       |           |
| 18- 10            | 0- 1     | 0- 1      | OVERALL        | 1- 1       | 0- 1        | 17- 6         |      |      |       |           |
| 7- 5              | 0- 1     | 0- 0      | HOME           | 0- 1       | 0- 1        | 7- 2          |      |      |       |           |
| 9- 5              | 0- 0     | 0- 1      | AWAY           | 1- 0       | 0- 0        | 8- 4          |      |      |       |           |
| 2- 0              | 0- 0     | 0- 0      | NEUTRAL        | 0- 0       | 0- 0        | 2- 0          |      |      |       |           |
| 6- 3              | 0- 1     | 0- 1      | NON-CONFERENCE | 0- 0       | 0- 0        | 6- 1          |      |      |       |           |
| 1- 2              | 0- 1     | 0- 0      | HOME           | 0- 0       | 0- 0        | 1- 1          |      |      |       |           |
| 4- 1              | 0- 0     | 0- 1      | AWAY           | 0- 0       | 0- 0        | 4- 0          |      |      |       |           |
| 1- 0              | 0- 0     | 0- 0      | NEUTRAL        | 0- 0       | 0- 0        | 1- 0          |      |      |       |           |
| 12- 7             | 0- 0     | 0- 0      | CONFERENCE     | 1- 1       | 0- 1        | 11- 5         |      |      |       |           |
| 6- 3              | 0- 0     | 0- 0      | HOME           | 0- 1       | 0- 1        | 6- 1          |      |      |       |           |
| 5- 4              | 0- 0     | 0- 0      | AWAY           | 1- 0       | 0- 0        | 4- 4          |      |      |       |           |
| 1- 0              | 0- 0     | 0- 0      | NEUTRAL        | 0- 0       | 0- 0        | 1- 0          |      |      |       |           |

| RPI 1-25                  |   |          |       | RPI 26-50 |   |                |       | RPI 51-100 |   |              |       | RPI 101+ Team's RPI: 184 |   |                    |        |
|---------------------------|---|----------|-------|-----------|---|----------------|-------|------------|---|--------------|-------|--------------------------|---|--------------------|--------|
| RPI                       | S | Opponent | Score | RPI       | S | Opponent       | Score | RPI        | S | Opponent     | Score | RPI                      | S | Opponent           | Score  |
| 14                        | H | BYU      | 51 68 | 32        | A | Washington     | 56 69 | 92         | A | North Dakota | 62 56 | 135                      | H | Idaho              | 70 77  |
|                           |   |          |       |           |   |                |       | 92         | H | North Dakota | 78 85 | 151                      | A | Montana St.        | 71 92  |
|                           |   |          |       |           |   |                |       |            |   |              |       | 162                      | A | Montana            | 75 84  |
|                           |   |          |       |           |   |                |       |            |   |              |       | 167                      | A | Sacramento St.     | 64 87  |
|                           |   |          |       |           |   |                |       |            |   |              |       | 167                      | H | Sacramento St.     | 77 66  |
|                           |   |          |       |           |   |                |       |            |   |              |       | 178                      | H | Eastern Wash.      | 80 74  |
|                           |   |          |       |           |   |                |       |            |   |              |       | 181                      | A | Northern Colo.     | 63 65  |
|                           |   |          |       |           |   |                |       |            |   |              |       | 181                      | H | Northern Colo.     | 82 79  |
|                           |   |          |       |           |   |                |       |            |   |              |       | 192                      | A | Idaho St.          | 61 46  |
|                           |   |          |       |           |   |                |       |            |   |              |       | 192                      | H | Idaho St.          | 57 58  |
|                           |   |          |       |           |   |                |       |            |   |              |       | 199                      | N | SFA                | 56 46  |
|                           |   |          |       |           |   |                |       |            |   |              |       | 210                      | H | Utah Valley        | 61 56  |
|                           |   |          |       |           |   |                |       |            |   |              |       | 226                      | H | Col. of Charleston | 42 50  |
|                           |   |          |       |           |   |                |       |            |   |              |       | 238                      | A | North Texas        | 45 38  |
|                           |   |          |       |           |   |                |       |            |   |              |       | 288                      | A | Portland           | 57 55  |
|                           |   |          |       |           |   |                |       |            |   |              |       | 301                      | A | Denver             | 61 49  |
|                           |   |          |       |           |   |                |       |            |   |              |       | 307                      | A | Northern Ariz.     | 76 56  |
|                           |   |          |       |           |   |                |       |            |   |              |       | 307                      | H | Northern Ariz.     | 95 88  |
|                           |   |          |       |           |   |                |       |            |   |              |       | 321                      | A | Portland St.       | 75 58  |
|                           |   |          |       |           |   |                |       |            |   |              |       | 321                      | H | Portland St.       | 102 73 |
|                           |   |          |       |           |   |                |       |            |   |              |       | 321                      | N | Portland St.       | 91 68  |
|                           |   |          |       |           |   |                |       |            |   |              |       | 335                      | A | Southern Utah      | 69 51  |
|                           |   |          |       |           |   |                |       |            |   |              |       | 335                      | H | Southern Utah      | 75 56  |
|                           |   |          |       |           |   |                |       |            |   |              |       | 339                      | A | Cal St. Fullerton  | 60 40  |
| LAST 12 Division I GAMES: |   |          |       |           |   |                |       |            |   |              |       |                          |   |                    |        |
|                           |   |          |       | 321       | N | Portland St.   | 91 68 |            |   |              |       | 335                      | H | Southern Utah      | 75 56  |
|                           |   |          |       | 178       | H | Eastern Wash.  | 80 74 |            |   |              |       | 321                      | A | Portland St.       | 75 58  |
|                           |   |          |       | 135       | H | Idaho          | 70 77 |            |   |              |       | 167                      | A | Sacramento St.     | 64 87  |
|                           |   |          |       | 162       | A | Montana        | 75 84 |            |   |              |       | 92                       | H | North Dakota       | 78 85  |
|                           |   |          |       | 151       | A | Montana St.    | 71 92 |            |   |              |       | 181                      | H | Northern Colo.     | 82 79  |
|                           |   |          |       | 307       | H | Northern Ariz. | 95 88 |            |   |              |       | 335                      | A | Southern Utah      | 69 51  |

Non-Div I Games: Westminster (UT) 79 46 Bethesda (CA) 86 60

Weber St.

Loss, Non-Conf, S Site, H Home A Away N Neutral

## West Virginia

Through Games Of March 7, 2016

|                   |          |           |                |            |             |               |      |      |       |           |
|-------------------|----------|-----------|----------------|------------|-------------|---------------|------|------|-------|-----------|
| Average RPI Win:  | 149      | WON-LOST  | WINNING        | LAST 10    | STRENGTH OF | OPP. STRENGTH | TEAM | ADJ. | CONF. | ADJ CONF. |
| Average RPI Loss: | 28       | RECORD    | PCT. RANK      | GAMES      | SCHEDULE    | OF SCHEDULE   | RPI  | RPI  | RPI   | RPI       |
| DIV. I ONLY       | 24- 9    | 56        | 7- 3           | 33         | 43          | 22            | 22   | 3    | 3     |           |
| DIV. I NON-CONF.  | 11- 2    | 28        | 0- 0           | 161        | 222         | 57            | 57   | 3    | 3     |           |
| TOTALS            | RPI 1-25 | RPI 26-50 | W-L RECORDS    | RPI 51-100 | RPI 101-150 | RPI 150+      |      |      |       |           |
| 24- 9             | 0- 5     | 7- 2      | OVERALL        | 1- 1       | 7- 1        | 9- 0          |      |      |       |           |
| 13- 2             | 0- 2     | 3- 0      | HOME           | 1- 0       | 3- 0        | 6- 0          |      |      |       |           |
| 5- 5              | 0- 2     | 1- 2      | AWAY           | 0- 0       | 3- 1        | 1- 0          |      |      |       |           |
| 6- 2              | 0- 1     | 3- 0      | NEUTRAL        | 0- 1       | 1- 0        | 2- 0          |      |      |       |           |
| 11- 2             | 0- 0     | 2- 0      | NON-CONFERENCE | 1- 1       | 1- 1        | 7- 0          |      |      |       |           |
| 6- 0              | 0- 0     | 0- 0      | HOME           | 1- 0       | 0- 0        | 5- 0          |      |      |       |           |
| 0- 1              | 0- 0     | 0- 0      | AWAY           | 0- 0       | 0- 1        | 0- 0          |      |      |       |           |
| 5- 1              | 0- 0     | 2- 0      | NEUTRAL        | 0- 1       | 1- 0        | 2- 0          |      |      |       |           |
| 13- 7             | 0- 5     | 5- 2      | CONFERENCE     | 0- 0       | 6- 0        | 2- 0          |      |      |       |           |
| 7- 2              | 0- 2     | 3- 0      | HOME           | 0- 0       | 3- 0        | 1- 0          |      |      |       |           |
| 5- 4              | 0- 2     | 1- 2      | AWAY           | 0- 0       | 3- 0        | 1- 0          |      |      |       |           |
| 1- 1              | 0- 1     | 1- 0      | NEUTRAL        | 0- 0       | 0- 0        | 0- 0          |      |      |       |           |

| RPI 1-25                  |   |          |       | RPI 26-50    |    |               |       | RPI 51-100 |              |                     |       | RPI 101+ |   |                     |       |
|---------------------------|---|----------|-------|--------------|----|---------------|-------|------------|--------------|---------------------|-------|----------|---|---------------------|-------|
| RPI                       | S | Opponent | Score | RPI          | S  | Opponent      | Score | RPI        | S            | Opponent            | Score | RPI      | S | Opponent            | Score |
| 2                         | A | Baylor   | 64 69 | 29           | A  | Oklahoma      | 54 57 | 55         | N            | Southern California | 67 78 | 107      | A | TCU                 | 97 84 |
| 2                         | H | Baylor   | 61 71 | 29           | H  | Oklahoma      | 63 55 | 89         | H            | Elon                | 67 57 | 107      | H | TCU                 | 83 72 |
| 7                         | A | Texas    | 50 73 | 30           | A  | Oklahoma St.  | 51 63 |            |              |                     |       | 113      | A | Gonzaga             | 57 62 |
| 7                         | H | Texas    | 54 65 | 30           | H  | Oklahoma St.  | 82 48 |            |              |                     |       | 128      | A | Iowa St.            | 82 57 |
| 7                         | N | Texas    | 51 67 | 34           | N  | James Madison | 69 62 |            |              |                     |       | 128      | H | Iowa St.            | 57 47 |
|                           |   |          |       | 46           | N  | Indiana       | 75 64 |            |              |                     |       | 134      | N | Marshall            | 66 60 |
|                           |   |          |       | 49           | A  | Kansas St.    | 72 53 |            |              |                     |       | 138      | A | Texas Tech          | 69 42 |
|                           |   |          |       | 49           | H  | Kansas St.    | 64 44 |            |              |                     |       | 138      | H | Texas Tech          | 79 57 |
|                           |   |          |       | 49           | N  | Kansas St.    | 74 65 |            |              |                     |       | 156      | N | Yale                | 70 60 |
|                           |   |          |       |              |    |               |       |            |              |                     |       | 220      | A | Kansas              | 65 45 |
|                           |   |          |       |              |    |               |       |            |              |                     |       | 220      | H | Kansas              | 72 35 |
|                           |   |          |       |              |    |               |       |            |              |                     |       | 229      | N | Grand Canyon        | 68 50 |
|                           |   |          |       |              |    |               |       |            |              |                     |       | 246      | H | Coppin St.          | 96 64 |
|                           |   |          |       |              |    |               |       |            |              |                     |       | 306      | H | Morehead St.        | 94 56 |
|                           |   |          |       |              |    |               |       |            |              |                     |       | 309      | H | Longwood            | 74 43 |
|                           |   |          |       |              |    |               |       |            |              |                     |       | 314      | H | Fairleigh Dickinson | 91 42 |
|                           |   |          |       |              |    |               |       |            |              |                     |       | 322      | H | Delaware St.        | 77 34 |
| LAST 12 Division I GAMES: |   |          |       |              |    |               |       |            |              |                     |       |          |   |                     |       |
|                           |   | 7        | N     | Texas        | 51 | 67            | 29    | H          | Oklahoma     | 63                  | 55    |          |   |                     |       |
|                           |   | 49       | N     | Kansas St.   | 74 | 65            | 30    | A          | Oklahoma St. | 51                  | 63    |          |   |                     |       |
|                           |   | 128      | A     | Iowa St.     | 82 | 57            | 128   | H          | Iowa St.     | 57                  | 47    |          |   |                     |       |
|                           |   | 30       | H     | Oklahoma St. | 82 | 48            | 49    | H          | Kansas St.   | 64                  | 44    |          |   |                     |       |
|                           |   | 107      | H     | TCU          | 83 | 72            | 138   | A          | Texas Tech   | 69                  | 42    |          |   |                     |       |
|                           |   | 7        | A     | Texas        | 50 | 73            | 2     | H          | Baylor       | 61                  | 71    |          |   |                     |       |

Non-Div I Games:

West Virginia

■ Loss, 
 ■ Non-Conf, 
 ■ S Site, 
 ■ Home 
 ■ A Away 
 N Neutral

|                   |          |           |                |            |             |               |      |      |       |           |
|-------------------|----------|-----------|----------------|------------|-------------|---------------|------|------|-------|-----------|
| Average RPI Win:  | 306      | WON-LOST  | WINNING        | LAST 10    | STRENGTH OF | OPP. STRENGTH | TEAM | ADJ. | CONF. | ADJ CONF. |
| Average RPI Loss: | 161      | RECORD    | PCT. RANK      | GAMES      | SCHEDULE    | OF SCHEDULE   | RPI  | RPI  | RPI   | RPI       |
| DIV. I ONLY       | 4- 22    | 324       | 3- 7           | 140        | 269         | 300           | 300  | 17   | 17    |           |
| DIV. I NON-CONF.  | 1- 10    | 330       | 0- 0           | 141        | 345         | 304           | 304  | 15   | 15    |           |
| TOTALS            | RPI 1-25 | RPI 26-50 | W-L RECORDS    | RPI 51-100 | RPI 101-150 | RPI 150+      |      |      |       |           |
| 4- 22             | 0- 0     | 0- 5      | OVERALL        | 0- 0       | 0- 5        | 4- 12         |      |      |       |           |
| 2- 7              | 0- 0     | 0- 1      | HOME           | 0- 0       | 0- 3        | 2- 3          |      |      |       |           |
| 1- 14             | 0- 0     | 0- 3      | AWAY           | 0- 0       | 0- 2        | 1- 9          |      |      |       |           |
| 1- 1              | 0- 0     | 0- 1      | NEUTRAL        | 0- 0       | 0- 0        | 1- 0          |      |      |       |           |
| 1- 10             | 0- 0     | 0- 2      | NON-CONFERENCE | 0- 0       | 0- 1        | 1- 7          |      |      |       |           |
| 0- 2              | 0- 0     | 0- 0      | HOME           | 0- 0       | 0- 1        | 0- 1          |      |      |       |           |
| 0- 8              | 0- 0     | 0- 2      | AWAY           | 0- 0       | 0- 0        | 0- 6          |      |      |       |           |
| 1- 0              | 0- 0     | 0- 0      | NEUTRAL        | 0- 0       | 0- 0        | 1- 0          |      |      |       |           |
| 3- 12             | 0- 0     | 0- 3      | CONFERENCE     | 0- 0       | 0- 4        | 3- 5          |      |      |       |           |
| 2- 5              | 0- 0     | 0- 1      | HOME           | 0- 0       | 0- 2        | 2- 2          |      |      |       |           |
| 1- 6              | 0- 0     | 0- 1      | AWAY           | 0- 0       | 0- 2        | 1- 3          |      |      |       |           |
| 0- 1              | 0- 0     | 0- 1      | NEUTRAL        | 0- 0       | 0- 0        | 0- 0          |      |      |       |           |

| RPI S                     | Opponent             | Score | RPI S | Opponent             | Score | RPI S | Opponent          | Score | RPI S | Opponent          | Score | Team's RPI: 300 |
|---------------------------|----------------------|-------|-------|----------------------|-------|-------|-------------------|-------|-------|-------------------|-------|-----------------|
| 41                        | A Chattanooga        | 59 77 | 41    | H Chattanooga        | 51 65 | 112   | A Samford         | 52 57 | 112   | H Samford         | 42 59 |                 |
| 41                        | N Chattanooga        | 56 74 | 41    | N Chattanooga        | 56 74 | 114   | A Mercer          | 42 63 | 114   | H Mercer          | 88 92 |                 |
| 47                        | A Duke               | 47 84 | 47    | A Duke               | 47 84 | 132   | H UNC Asheville   | 45 67 | 132   | H UNC Asheville   | 45 67 |                 |
| 50                        | A North Carolina St. | 55 86 | 50    | A North Carolina St. | 55 86 | 166   | A ETSU            | 62 74 | 166   | H ETSU            | 43 45 |                 |
| LAST 12 Division I GAMES: |                      |       |       |                      |       |       |                   |       |       |                   |       |                 |
| 41                        | N Chattanooga        | 56 74 | 112   | A Samford            | 52 57 | 215   | A Furman          | 56 71 | 215   | H Furman          | 76 83 |                 |
| 311                       | A UNCG               | 84 80 | 114   | A Mercer             | 42 63 | 244   | H Bethune-Cookman | 59 66 | 244   | H Bethune-Cookman | 59 66 |                 |
| 215                       | A Furman             | 56 71 | 311   | H UNCG               | 84 72 | 267   | A Campbell        | 66 73 | 267   | A Campbell        | 66 73 |                 |
| 305                       | A Wofford            | 71 72 | 305   | H Wofford            | 74 72 | 286   | A Kennesaw St.    | 53 65 | 286   | A Kennesaw St.    | 53 65 |                 |
| 41                        | H Chattanooga        | 51 65 | 215   | H Furman             | 76 83 | 294   | A Charleston So.  | 59 80 | 294   | A Charleston So.  | 59 80 |                 |
| 166                       | H ETSU               | 43 45 | 166   | A ETSU               | 62 74 | 297   | N Florida A&M     | 69 53 | 297   | N Florida A&M     | 69 53 |                 |
|                           |                      |       |       |                      |       | 305   | A Wofford         | 71 72 | 305   | A Wofford         | 71 72 |                 |
|                           |                      |       |       |                      |       | 305   | H Wofford         | 74 72 | 305   | H Wofford         | 74 72 |                 |
|                           |                      |       |       |                      |       | 311   | A UNCG            | 84 80 | 311   | A UNCG            | 84 80 |                 |
|                           |                      |       |       |                      |       | 311   | H UNCG            | 84 72 | 311   | H UNCG            | 84 72 |                 |

Non-Div I Games: Anderson (SC) 72 55 Brevard 68 60 Warren Wilson 106 52

Western Caro.

Loss, Non-Conf, S Site, H Home A Away N Neutral

|                   |          |           |                |            |             |               |      |      |       |           |
|-------------------|----------|-----------|----------------|------------|-------------|---------------|------|------|-------|-----------|
| Average RPI Win:  | 280      | WON-LOST  | WINNING        | LAST 10    | STRENGTH OF | OPP. STRENGTH | TEAM | ADJ. | CONF. | ADJ CONF. |
| Average RPI Loss: | 132      | RECORD    | PCT. RANK      | GAMES      | SCHEDULE    | OF SCHEDULE   | RPI  | RPI  | RPI   | RPI       |
| DIV. I ONLY       | 13- 15   | 195       | 4- 6           | 290        | 204         | 236           | 236  | 18   | 18    |           |
| DIV. I NON-CONF.  | 5- 6     | 180       | 0- 0           | 309        | 251         | 245           | 245  | 18   | 18    |           |
| TOTALS            | RPI 1-25 | RPI 26-50 | W-L RECORDS    | RPI 51-100 | RPI 101-150 | RPI 150+      |      |      |       |           |
| 13- 15            | 0- 0     | 0- 1      | OVERALL        | 0- 6       | 2- 4        | 11- 4         |      |      |       |           |
| 7- 5              | 0- 0     | 0- 0      | HOME           | 0- 2       | 2- 1        | 5- 2          |      |      |       |           |
| 5- 8              | 0- 0     | 0- 1      | AWAY           | 0- 4       | 0- 2        | 5- 1          |      |      |       |           |
| 1- 2              | 0- 0     | 0- 0      | NEUTRAL        | 0- 0       | 0- 1        | 1- 1          |      |      |       |           |
| 5- 6              | 0- 0     | 0- 1      | NON-CONFERENCE | 0- 2       | 1- 0        | 4- 3          |      |      |       |           |
| 2- 2              | 0- 0     | 0- 0      | HOME           | 0- 0       | 1- 0        | 1- 2          |      |      |       |           |
| 2- 3              | 0- 0     | 0- 1      | AWAY           | 0- 2       | 0- 0        | 2- 0          |      |      |       |           |
| 1- 1              | 0- 0     | 0- 0      | NEUTRAL        | 0- 0       | 0- 0        | 1- 1          |      |      |       |           |
| 8- 9              | 0- 0     | 0- 0      | CONFERENCE     | 0- 4       | 1- 4        | 7- 1          |      |      |       |           |
| 5- 3              | 0- 0     | 0- 0      | HOME           | 0- 2       | 1- 1        | 4- 0          |      |      |       |           |
| 3- 5              | 0- 0     | 0- 0      | AWAY           | 0- 2       | 0- 2        | 3- 1          |      |      |       |           |
| 0- 1              | 0- 0     | 0- 0      | NEUTRAL        | 0- 0       | 0- 1        | 0- 0          |      |      |       |           |

| RPI 1-25                  |   |          | RPI 26-50 |     |   | RPI 51-100       |        |     | RPI 101+ |                  |        | Team's RPI: 236 |   |                   |        |
|---------------------------|---|----------|-----------|-----|---|------------------|--------|-----|----------|------------------|--------|-----------------|---|-------------------|--------|
| RPI                       | S | Opponent | Score     | RPI | S | Opponent         | Score  | RPI | S        | Opponent         | Score  | RPI             | S | Opponent          | Score  |
|                           |   |          |           | 49  | A | Kansas St.       | 45 84  | 59  | A        | Iowa             | 81 96  | 124             | A | IUPUI             | 87 96  |
|                           |   |          |           |     |   |                  |        | 60  | A        | South Dakota St. | 63 85  | 124             | H | IUPUI             | 60 68  |
|                           |   |          |           |     |   |                  |        | 60  | H        | South Dakota St. | 65 66  | 137             | A | Oral Roberts      | 55 79  |
|                           |   |          |           |     |   |                  |        | 61  | A        | South Dakota     | 50 86  | 137             | H | Oral Roberts      | 72 61  |
|                           |   |          |           |     |   |                  |        | 61  | H        | South Dakota     | 77 102 | 137             | N | Oral Roberts      | 55 68  |
|                           |   |          |           |     |   |                  |        | 92  | A        | North Dakota     | 67 78  | 147             | H | SIUE              | 78 74  |
|                           |   |          |           |     |   |                  |        |     |          |                  |        | 230             | H | Southeast Mo. St. | 84 89  |
|                           |   |          |           |     |   |                  |        |     |          |                  |        | 235             | A | Omaha             | 66 79  |
|                           |   |          |           |     |   |                  |        |     |          |                  |        | 235             | H | Omaha             | 74 55  |
|                           |   |          |           |     |   |                  |        |     |          |                  |        | 244             | N | Bethune-Cookman   | 75 59  |
|                           |   |          |           |     |   |                  |        |     |          |                  |        | 252             | H | Ill.-Chicago      | 70 78  |
|                           |   |          |           |     |   |                  |        |     |          |                  |        | 295             | N | Towson            | 77 83  |
|                           |   |          |           |     |   |                  |        |     |          |                  |        | 301             | A | Denver            | 80 69  |
|                           |   |          |           |     |   |                  |        |     |          |                  |        | 301             | H | Denver            | 63 60  |
|                           |   |          |           |     |   |                  |        |     |          |                  |        | 315             | A | IPFW              | 78 74  |
|                           |   |          |           |     |   |                  |        |     |          |                  |        | 315             | H | IPFW              | 88 87  |
|                           |   |          |           |     |   |                  |        |     |          |                  |        | 316             | A | Illinois St.      | 79 64  |
|                           |   |          |           |     |   |                  |        |     |          |                  |        | 323             | A | North Dakota St.  | 94 82  |
|                           |   |          |           |     |   |                  |        |     |          |                  |        | 323             | H | North Dakota St.  | 100 89 |
|                           |   |          |           |     |   |                  |        |     |          |                  |        | 340             | A | Eastern Ill.      | 92 69  |
|                           |   |          |           |     |   |                  |        |     |          |                  |        | 344             | H | Chicago St.       | 88 50  |
| LAST 12 Division I GAMES: |   |          |           |     |   |                  |        |     |          |                  |        |                 |   |                   |        |
|                           |   |          |           | 137 | N | Oral Roberts     | 55 68  | 124 | A        | IUPUI            | 87 96  |                 |   |                   |        |
|                           |   |          |           | 60  | H | South Dakota St. | 65 66  | 315 | H        | IPFW             | 88 87  |                 |   |                   |        |
|                           |   |          |           | 323 | H | North Dakota St. | 100 89 | 235 | H        | Omaha            | 74 55  |                 |   |                   |        |
|                           |   |          |           | 137 | A | Oral Roberts     | 55 79  | 61  | H        | South Dakota     | 77 102 |                 |   |                   |        |
|                           |   |          |           | 61  | A | South Dakota     | 50 86  | 60  | A        | South Dakota St. | 63 85  |                 |   |                   |        |
|                           |   |          |           | 301 | A | Denver           | 80 69  | 323 | A        | North Dakota St. | 94 82  |                 |   |                   |        |

Non-Div I Games: Ashford 86 58 Central Methodist 108 46

Western Ill.

## Western Ky.

Through Games Of March 7, 2016

|                   |          |           |                |            |             |               |      |      |       |           |
|-------------------|----------|-----------|----------------|------------|-------------|---------------|------|------|-------|-----------|
| Average RPI Win:  | 174      | WON-LOST  | WINNING        | LAST 10    | STRENGTH OF | OPP. STRENGTH | TEAM | ADJ. | CONF. | ADJ CONF. |
| Average RPI Loss: | 81       | RECORD    | PCT. RANK      | GAMES      | SCHEDULE    | OF SCHEDULE   | RPI  | RPI  | RPI   | RPI       |
| DIV. I ONLY       | 23- 5    | 25        | 7- 3           | 117        | 105         | 35            | 35   | 12   | 12    |           |
| DIV. I NON-CONF.  | 8- 2     | 51        | 0- 0           | 204        | 87          | 55            | 55   | 10   | 10    |           |
| TOTALS            | RPI 1-25 | RPI 26-50 | W-L RECORDS    | RPI 51-100 | RPI 101-150 | RPI 150+      |      |      |       |           |
| 23- 5             | 1- 0     | 0- 1      | OVERALL        | 3- 3       | 3- 0        | 16- 1         |      |      |       |           |
| 12- 1             | 1- 0     | 0- 1      | HOME           | 3- 0       | 1- 0        | 7- 0          |      |      |       |           |
| 10- 4             | 0- 0     | 0- 0      | AWAY           | 0- 3       | 2- 0        | 8- 1          |      |      |       |           |
| 1- 0              | 0- 0     | 0- 0      | NEUTRAL        | 0- 0       | 0- 0        | 1- 0          |      |      |       |           |
| 8- 2              | 1- 0     | 0- 0      | NON-CONFERENCE | 1- 1       | 1- 0        | 5- 1          |      |      |       |           |
| 4- 0              | 1- 0     | 0- 0      | HOME           | 1- 0       | 0- 0        | 2- 0          |      |      |       |           |
| 3- 2              | 0- 0     | 0- 0      | AWAY           | 0- 1       | 1- 0        | 2- 1          |      |      |       |           |
| 1- 0              | 0- 0     | 0- 0      | NEUTRAL        | 0- 0       | 0- 0        | 1- 0          |      |      |       |           |
| 15- 3             | 0- 0     | 0- 1      | CONFERENCE     | 2- 2       | 2- 0        | 11- 0         |      |      |       |           |
| 8- 1              | 0- 0     | 0- 1      | HOME           | 2- 0       | 1- 0        | 5- 0          |      |      |       |           |
| 7- 2              | 0- 0     | 0- 0      | AWAY           | 0- 2       | 1- 0        | 6- 0          |      |      |       |           |
| 0- 0              | 0- 0     | 0- 0      | NEUTRAL        | 0- 0       | 0- 0        | 0- 0          |      |      |       |           |

| RPI 1-25                  |   |                |       | RPI 26-50 |   |              |       | Team's RPI: 35 | RPI 51-100 |   |              |       | RPI 101+ |   |                    |       |
|---------------------------|---|----------------|-------|-----------|---|--------------|-------|----------------|------------|---|--------------|-------|----------|---|--------------------|-------|
| RPI                       | S | Opponent       | Score | RPI       | S | Opponent     | Score |                | RPI        | S | Opponent     | Score | RPI      | S | Opponent           | Score |
| 15                        | H | Louisville     | 71 69 | 31        | H | UTEP         | 78 85 |                | 56         | A | Ball St.     | 60 74 | 134      | A | Marshall           | 80 76 |
|                           |   |                |       |           |   |              |       |                | 66         | A | Middle Tenn. | 75 83 | 134      | H | Marshall           | 81 52 |
|                           |   |                |       |           |   |              |       |                | 66         | H | Middle Tenn. | 62 51 | 146      | A | UT Arlington       | 73 64 |
|                           |   |                |       |           |   |              |       |                | 77         | A | Charlotte    | 72 81 | 154      | A | Old Dominion       | 85 74 |
|                           |   |                |       |           |   |              |       |                | 77         | H | Charlotte    | 77 66 | 154      | H | Old Dominion       | 68 51 |
|                           |   |                |       |           |   |              |       |                | 78         | H | Belmont      | 80 65 | 164      | A | Fla. Atlantic      | 81 62 |
|                           |   |                |       |           |   |              |       |                |            |   |              |       | 165      | A | UAB                | 63 49 |
|                           |   |                |       |           |   |              |       |                |            |   |              |       | 165      | H | UAB                | 64 55 |
|                           |   |                |       |           |   |              |       |                |            |   |              |       | 169      | N | George Mason       | 84 58 |
|                           |   |                |       |           |   |              |       |                |            |   |              |       | 171      | A | Southern Miss.     | 54 53 |
|                           |   |                |       |           |   |              |       |                |            |   |              |       | 176      | A | Ole Miss           | 53 59 |
|                           |   |                |       |           |   |              |       |                |            |   |              |       | 177      | H | Eastern Ky.        | 76 60 |
|                           |   |                |       |           |   |              |       |                |            |   |              |       | 183      | A | Louisiana Tech     | 69 58 |
|                           |   |                |       |           |   |              |       |                |            |   |              |       | 226      | A | Col. of Charleston | 78 44 |
|                           |   |                |       |           |   |              |       |                |            |   |              |       | 233      | H | Rice               | 52 49 |
|                           |   |                |       |           |   |              |       |                |            |   |              |       | 238      | H | North Texas        | 65 53 |
|                           |   |                |       |           |   |              |       |                |            |   |              |       | 249      | H | UTSA               | 72 65 |
|                           |   |                |       |           |   |              |       |                |            |   |              |       | 270      | H | Austin Peay        | 88 69 |
|                           |   |                |       |           |   |              |       |                |            |   |              |       | 310      | A | FIU                | 71 69 |
|                           |   |                |       |           |   |              |       |                |            |   |              |       | 333      | A | Lipscomb           | 64 56 |
| LAST 12 Division I GAMES: |   |                |       |           |   |              |       |                |            |   |              |       |          |   |                    |       |
| 183                       | A | Louisiana Tech | 69 58 | 134       | A | Marshall     | 80 76 |                |            |   |              |       |          |   |                    |       |
| 171                       | A | Southern Miss. | 54 53 | 31        | H | UTEP         | 78 85 |                |            |   |              |       |          |   |                    |       |
| 165                       | H | UAB            | 64 55 | 249       | H | UTSA         | 72 65 |                |            |   |              |       |          |   |                    |       |
| 66                        | H | Middle Tenn.   | 62 51 | 66        | A | Middle Tenn. | 75 83 |                |            |   |              |       |          |   |                    |       |
| 77                        | A | Charlotte      | 72 81 | 165       | A | UAB          | 63 49 |                |            |   |              |       |          |   |                    |       |
| 154                       | A | Old Dominion   | 85 74 | 77        | H | Charlotte    | 77 66 |                |            |   |              |       |          |   |                    |       |

Non-Div I Games: Alas. Anchorage 62 58

Western Ky.

■ Loss, 
 ■ Non-Conf, S Site, 
 ■ Home 
 ■ Away 
 N Neutral

|                   |               |            |                |            |             |               |            |           |           |           |
|-------------------|---------------|------------|----------------|------------|-------------|---------------|------------|-----------|-----------|-----------|
| Average RPI Win:  | <b>246</b>    | WON-LOST   | WINNING        | LAST 10    | STRENGTH OF | OPP. STRENGTH | TEAM       | ADJ.      | CONF.     | ADJ CONF. |
| Average RPI Loss: | <b>82</b>     | RECORD     | PCT. RANK      | GAMES      | SCHEDULE    | OF SCHEDULE   | RPI        | RPI       | RPI       | RPI       |
| DIV. I ONLY       | <b>15- 14</b> | <b>160</b> | <b>4- 6</b>    | <b>142</b> | <b>142</b>  | <b>141</b>    | <b>141</b> | <b>11</b> | <b>11</b> |           |
| DIV. I NON-CONF.  | <b>6- 4</b>   | <b>125</b> | <b>0- 0</b>    | <b>152</b> | <b>168</b>  | <b>107</b>    | <b>107</b> | <b>13</b> | <b>13</b> |           |
| TOTALS            | RPI 1-25      | RPI 26-50  | W-L RECORDS    | RPI 51-100 | RPI 101-150 | RPI 150+      |            |           |           |           |
| 15- 14            | 0- 2          | 0- 1       | OVERALL        | 0- 8       | 3- 2        | 12- 1         |            |           |           |           |
| 7- 5              | 0- 0          | 0- 0       | HOME           | 0- 3       | 2- 1        | 5- 1          |            |           |           |           |
| 7- 7              | 0- 1          | 0- 1       | AWAY           | 0- 4       | 1- 1        | 6- 0          |            |           |           |           |
| 1- 2              | 0- 1          | 0- 0       | NEUTRAL        | 0- 1       | 0- 0        | 1- 0          |            |           |           |           |
| 6- 4              | 0- 2          | 0- 0       | NON-CONFERENCE | 0- 2       | 1- 0        | 5- 0          |            |           |           |           |
| 2- 0              | 0- 0          | 0- 0       | HOME           | 0- 0       | 1- 0        | 1- 0          |            |           |           |           |
| 3- 2              | 0- 1          | 0- 0       | AWAY           | 0- 1       | 0- 0        | 3- 0          |            |           |           |           |
| 1- 2              | 0- 1          | 0- 0       | NEUTRAL        | 0- 1       | 0- 0        | 1- 0          |            |           |           |           |
| 9- 10             | 0- 0          | 0- 1       | CONFERENCE     | 0- 6       | 2- 2        | 7- 1          |            |           |           |           |
| 5- 5              | 0- 0          | 0- 0       | HOME           | 0- 3       | 1- 1        | 4- 1          |            |           |           |           |
| 4- 5              | 0- 0          | 0- 1       | AWAY           | 0- 3       | 1- 1        | 3- 0          |            |           |           |           |
| 0- 0              | 0- 0          | 0- 0       | NEUTRAL        | 0- 0       | 0- 0        | 0- 0          |            |           |           |           |

| RPI 1-25                  |   |                 |       | RPI 26-50 |   |               |       | RPI 51-100 |   |               |       | RPI 101+ |   |                |       | Team's RPI: 141 |  |
|---------------------------|---|-----------------|-------|-----------|---|---------------|-------|------------|---|---------------|-------|----------|---|----------------|-------|-----------------|--|
| RPI                       | S | Opponent        | Score | RPI       | S | Opponent      | Score | RPI        | S | Opponent      | Score | RPI      | S | Opponent       | Score |                 |  |
| 17                        | A | Michigan St.    | 40 78 | 42        | A | Ohio          | 63 73 | 56         | A | Ball St.      | 54 60 | 105      | A | Toledo         | 73 80 |                 |  |
| 21                        | N | Mississippi St. | 68 90 |           |   |               |       | 56         | H | Ball St.      | 53 77 | 105      | H | Toledo         | 68 80 |                 |  |
|                           |   |                 |       |           |   |               |       | 67         | N | FGCU          | 42 60 | 123      | H | Akron          | 69 65 |                 |  |
|                           |   |                 |       |           |   |               |       | 69         | A | Central Mich. | 51 53 | 130      | A | Buffalo        | 92 78 |                 |  |
|                           |   |                 |       |           |   |               |       | 69         | H | Central Mich. | 61 73 | 143      | H | Detroit        | 70 66 |                 |  |
|                           |   |                 |       |           |   |               |       | 88         | A | Eastern Mich. | 66 70 | 175      | A | Loyola Chicago | 68 45 |                 |  |
|                           |   |                 |       |           |   |               |       | 88         | H | Eastern Mich. | 52 63 | 206      | N | Gardner-Webb   | 71 44 |                 |  |
|                           |   |                 |       |           |   |               |       | 100        | A | Northwestern  | 62 86 | 259      | A | Bowling Green  | 65 49 |                 |  |
|                           |   |                 |       |           |   |               |       |            |   |               |       | 259      | H | Bowling Green  | 74 45 |                 |  |
|                           |   |                 |       |           |   |               |       |            |   |               |       | 260      | A | Northern Ill.  | 64 60 |                 |  |
|                           |   |                 |       |           |   |               |       |            |   |               |       | 260      | H | Northern Ill.  | 94 52 |                 |  |
|                           |   |                 |       |           |   |               |       |            |   |               |       | 260      | H | Northern Ill.  | 70 80 |                 |  |
|                           |   |                 |       |           |   |               |       |            |   |               |       | 282      | H | Miami (OH)     | 80 66 |                 |  |
|                           |   |                 |       |           |   |               |       |            |   |               |       | 303      | A | Bradley        | 72 59 |                 |  |
|                           |   |                 |       |           |   |               |       |            |   |               |       | 315      | A | IPFW           | 70 48 |                 |  |
|                           |   |                 |       |           |   |               |       |            |   |               |       | 318      | A | Kent St.       | 65 53 |                 |  |
|                           |   |                 |       |           |   |               |       |            |   |               |       | 318      | H | Kent St.       | 73 52 |                 |  |
|                           |   |                 |       |           |   |               |       |            |   |               |       | 344      | H | Chicago St.    | 65 56 |                 |  |
| LAST 12 Division I GAMES: |   |                 |       |           |   |               |       |            |   |               |       |          |   |                |       |                 |  |
| 260                       | H | Northern Ill.   | 94 52 | 123       | H | Akron         | 69 65 |            |   |               |       |          |   |                |       |                 |  |
| 260                       | A | Northern Ill.   | 64 60 | 259       | A | Bowling Green | 65 49 |            |   |               |       |          |   |                |       |                 |  |
| 88                        | H | Eastern Mich.   | 52 63 | 88        | A | Eastern Mich. | 66 70 |            |   |               |       |          |   |                |       |                 |  |
| 69                        | H | Central Mich.   | 61 73 | 105       | H | Toledo        | 68 80 |            |   |               |       |          |   |                |       |                 |  |
| 260                       | H | Northern Ill.   | 70 80 | 318       | A | Kent St.      | 65 53 |            |   |               |       |          |   |                |       |                 |  |
| 56                        | A | Ball St.        | 54 60 | 69        | A | Central Mich. | 51 53 |            |   |               |       |          |   |                |       |                 |  |

Non-Div I Games: Ferris St. 73 41 Wis.-Parkside 56 49

Western Mich.

■ Loss, 
 ■ Non-Conf, 
 ■ S Site, 
 ■ Home 
 ■ A Away 
 N Neutral



|                   |          |           |                |            |             |               |      |      |       |           |
|-------------------|----------|-----------|----------------|------------|-------------|---------------|------|------|-------|-----------|
| Average RPI Win:  | 251      | WON-LOST  | WINNING        | LAST 10    | STRENGTH OF | OPP. STRENGTH | TEAM | ADJ. | CONF. | ADJ CONF. |
| Average RPI Loss: | 164      | RECORD    | PCT. RANK      | GAMES      | SCHEDULE    | OF SCHEDULE   | RPI  | RPI  | RPI   | RPI       |
| DIV. I ONLY       | 8- 21    | 288       | 4- 6           | 215        | 220         | 290           | 290  | 21   | 21    |           |
| DIV. I NON-CONF.  | 3- 8     | 258       | 1- 0           | 159        | 218         | 260           | 260  | 17   | 17    |           |
| TOTALS            | RPI 1-25 | RPI 26-50 | W-L RECORDS    | RPI 51-100 | RPI 101-150 | RPI 150+      |      |      |       |           |
| 8- 21             | 0- 0     | 0- 3      | OVERALL        | 0- 6       | 1- 2        | 7- 10         |      |      |       |           |
| 6- 9              | 0- 0     | 0- 2      | HOME           | 0- 3       | 1- 0        | 5- 4          |      |      |       |           |
| 2- 11             | 0- 0     | 0- 1      | AWAY           | 0- 3       | 0- 2        | 2- 5          |      |      |       |           |
| 0- 1              | 0- 0     | 0- 0      | NEUTRAL        | 0- 0       | 0- 0        | 0- 1          |      |      |       |           |
| 3- 8              | 0- 0     | 0- 3      | NON-CONFERENCE | 0- 0       | 0- 1        | 3- 4          |      |      |       |           |
| 2- 4              | 0- 0     | 0- 2      | HOME           | 0- 0       | 0- 0        | 2- 2          |      |      |       |           |
| 1- 3              | 0- 0     | 0- 1      | AWAY           | 0- 0       | 0- 1        | 1- 1          |      |      |       |           |
| 0- 1              | 0- 0     | 0- 0      | NEUTRAL        | 0- 0       | 0- 0        | 0- 1          |      |      |       |           |
| 5- 13             | 0- 0     | 0- 0      | CONFERENCE     | 0- 6       | 1- 1        | 4- 6          |      |      |       |           |
| 4- 5              | 0- 0     | 0- 0      | HOME           | 0- 3       | 1- 0        | 3- 2          |      |      |       |           |
| 1- 8              | 0- 0     | 0- 0      | AWAY           | 0- 3       | 0- 1        | 1- 4          |      |      |       |           |
| 0- 0              | 0- 0     | 0- 0      | NEUTRAL        | 0- 0       | 0- 0        | 0- 0          |      |      |       |           |

| RPI S                     | Opponent        | Score | RPI S | Opponent         | Score | RPI S | Opponent            | Score | RPI S | Opponent | Score | Team's RPI: 290 |
|---------------------------|-----------------|-------|-------|------------------|-------|-------|---------------------|-------|-------|----------|-------|-----------------|
| 27                        | H Tennessee     | 51 58 | 91    | A Missouri St.   | 45 74 | 110   | A Creighton         | 54 79 |       |          |       |                 |
| 39                        | A Arkansas St.  | 40 67 | 91    | H Missouri St.   | 57 77 | 136   | A Southern Ill.     | 66 80 |       |          |       |                 |
| 45                        | H Missouri      | 37 57 | 95    | A UNI            | 48 69 | 136   | H Southern Ill.     | 57 48 |       |          |       |                 |
|                           |                 |       | 95    | H UNI            | 44 55 | 175   | A Loyola Chicago    | 55 60 |       |          |       |                 |
|                           |                 |       | 97    | A Drake          | 59 81 | 175   | H Loyola Chicago    | 65 62 |       |          |       |                 |
|                           |                 |       | 97    | H Drake          | 56 87 | 178   | H Eastern Wash.     | 62 67 |       |          |       |                 |
|                           |                 |       |       |                  |       | 198   | N Richmond          | 50 63 |       |          |       |                 |
|                           |                 |       |       |                  |       | 218   | H N.C. A&T          | 55 53 |       |          |       |                 |
|                           |                 |       |       |                  |       | 227   | A Indiana St.       | 33 59 |       |          |       |                 |
|                           |                 |       |       |                  |       | 227   | H Indiana St.       | 54 53 |       |          |       |                 |
|                           |                 |       |       |                  |       | 230   | H Southeast Mo. St. | 62 66 |       |          |       |                 |
|                           |                 |       |       |                  |       | 278   | H Prairie View      | 64 36 |       |          |       |                 |
|                           |                 |       |       |                  |       | 279   | A Tennessee Tech    | 48 54 |       |          |       |                 |
|                           |                 |       |       |                  |       | 303   | A Bradley           | 44 50 |       |          |       |                 |
|                           |                 |       |       |                  |       | 303   | H Bradley           | 50 55 |       |          |       |                 |
|                           |                 |       |       |                  |       | 310   | A FIU               | 76 62 |       |          |       |                 |
|                           |                 |       |       |                  |       | 316   | A Illinois St.      | 49 70 |       |          |       |                 |
|                           |                 |       |       |                  |       | 316   | H Illinois St.      | 49 53 |       |          |       |                 |
|                           |                 |       |       |                  |       | 332   | A Evansville        | 44 31 |       |          |       |                 |
|                           |                 |       |       |                  |       | 332   | H Evansville        | 58 50 |       |          |       |                 |
| LAST 12 Division I GAMES: |                 |       |       |                  |       |       |                     |       |       |          |       |                 |
| 310                       | A FIU           | 76 62 | 175   | H Loyola Chicago | 65 62 |       |                     |       |       |          |       |                 |
| 227                       | H Indiana St.   | 54 53 | 303   | H Bradley        | 50 55 |       |                     |       |       |          |       |                 |
| 316                       | H Illinois St.  | 49 53 | 95    | A UNI            | 48 69 |       |                     |       |       |          |       |                 |
| 91                        | A Missouri St.  | 45 74 | 97    | A Drake          | 59 81 |       |                     |       |       |          |       |                 |
| 136                       | A Southern Ill. | 66 80 | 91    | H Missouri St.   | 57 77 |       |                     |       |       |          |       |                 |
| 332                       | A Evansville    | 44 31 | 332   | H Evansville     | 58 50 |       |                     |       |       |          |       |                 |

Non-Div I Games:

Wichita St.

■ Loss, 
 ■ Non-Conf, 
 ■ S Site, 
 ■ H Home 
 ■ A Away 
 N Neutral

William & Mary

Through Games Of March 7, 2016

|                   |          |           |                |            |             |               |      |      |       |           |
|-------------------|----------|-----------|----------------|------------|-------------|---------------|------|------|-------|-----------|
| Average RPI Win:  | 244      | WON-LOST  | WINNING        | LAST 10    | STRENGTH OF | OPP. STRENGTH | TEAM | ADJ. | CONF. | ADJ CONF. |
| Average RPI Loss: | 125      | RECORD    | PCT. RANK      | GAMES      | SCHEDULE    | OF SCHEDULE   | RPI  | RPI  | RPI   | RPI       |
| DIV. I ONLY       | 15- 14   | 160       | 3- 7           | 284        | 150         | 202           | 202  | 13   | 13    |           |
| DIV. I NON-CONF.  | 9- 2     | 37        | 0- 0           | 336        | 300         | 133           | 133  | 11   | 11    |           |
| TOTALS            | RPI 1-25 | RPI 26-50 | W-L RECORDS    | RPI 51-100 | RPI 101-150 | RPI 150+      |      |      |       |           |
| 15- 14            | 0- 0     | 1- 1      | OVERALL        | 0- 7       | 0- 0        | 14- 6         |      |      |       |           |
| 9- 5              | 0- 0     | 1- 0      | HOME           | 0- 3       | 0- 0        | 8- 2          |      |      |       |           |
| 6- 9              | 0- 0     | 0- 0      | AWAY           | 0- 0       | 0- 0        | 6- 2          |      |      |       |           |
| 0- 0              | 0- 0     | 0- 0      | NEUTRAL        | 0- 0       | 0- 0        | 0- 0          |      |      |       |           |
| 9- 2              | 0- 0     | 0- 0      | NON-CONFERENCE | 0- 1       | 0- 0        | 9- 1          |      |      |       |           |
| 5- 0              | 0- 0     | 0- 0      | HOME           | 0- 0       | 0- 0        | 5- 0          |      |      |       |           |
| 4- 2              | 0- 0     | 0- 0      | AWAY           | 0- 1       | 0- 0        | 4- 1          |      |      |       |           |
| 0- 0              | 0- 0     | 0- 0      | NEUTRAL        | 0- 0       | 0- 0        | 0- 0          |      |      |       |           |
| 6- 12             | 0- 0     | 1- 1      | CONFERENCE     | 0- 6       | 0- 0        | 5- 5          |      |      |       |           |
| 4- 5              | 0- 0     | 1- 0      | HOME           | 0- 3       | 0- 0        | 3- 2          |      |      |       |           |
| 2- 7              | 0- 0     | 0- 1      | AWAY           | 0- 3       | 0- 0        | 2- 3          |      |      |       |           |
| 0- 0              | 0- 0     | 0- 0      | NEUTRAL        | 0- 0       | 0- 0        | 0- 0          |      |      |       |           |

| RPI S                     | Opponent             | Score | RPI S | Opponent             | Score | RPI S | Opponent  | Score | RPI S | Opponent             | Score | Team's RPI: 202 |
|---------------------------|----------------------|-------|-------|----------------------|-------|-------|-----------|-------|-------|----------------------|-------|-----------------|
| 34                        | A James Madison      | 63 83 | 34    | H James Madison      | 65 59 | 65    | A Hofstra | 45 75 | 154   | H Old Dominion       | 75 64 |                 |
|                           |                      |       |       |                      |       | 65    | H Hofstra | 53 61 | 158   | A Northeastern       | 68 69 |                 |
|                           |                      |       |       |                      |       | 70    | A VCU     | 47 73 | 158   | H Northeastern       | 69 62 |                 |
|                           |                      |       |       |                      |       | 79    | A Drexel  | 53 69 | 163   | A Delaware           | 63 67 |                 |
|                           |                      |       |       |                      |       | 79    | H Drexel  | 50 67 | 163   | H Delaware           | 53 69 |                 |
|                           |                      |       |       |                      |       | 89    | A Elon    | 51 73 | 186   | H Grambling          | 74 55 |                 |
|                           |                      |       |       |                      |       | 89    | H Elon    | 64 74 | 198   | A Richmond           | 50 56 |                 |
|                           |                      |       |       |                      |       |       |           |       | 222   | A Loyola Maryland    | 62 61 |                 |
|                           |                      |       |       |                      |       |       |           |       | 226   | A Col. of Charleston | 66 40 |                 |
|                           |                      |       |       |                      |       |       |           |       | 226   | H Col. of Charleston | 51 55 |                 |
|                           |                      |       |       |                      |       |       |           |       | 258   | A Clemson            | 58 41 |                 |
|                           |                      |       |       |                      |       |       |           |       | 269   | A UNCW               | 44 59 |                 |
|                           |                      |       |       |                      |       |       |           |       | 269   | H UNCW               | 77 65 |                 |
|                           |                      |       |       |                      |       |       |           |       | 273   | H American           | 62 51 |                 |
|                           |                      |       |       |                      |       |       |           |       | 295   | A Towson             | 73 54 |                 |
|                           |                      |       |       |                      |       |       |           |       | 295   | H Towson             | 78 65 |                 |
|                           |                      |       |       |                      |       |       |           |       | 305   | H Wofford            | 75 55 |                 |
|                           |                      |       |       |                      |       |       |           |       | 317   | A Mt. St. Mary's     | 76 74 |                 |
|                           |                      |       |       |                      |       |       |           |       | 322   | A Delaware St.       | 65 59 |                 |
|                           |                      |       |       |                      |       |       |           |       | 347   | H Norfolk St.        | 67 47 |                 |
| LAST 12 Division I GAMES: |                      |       |       |                      |       |       |           |       |       |                      |       |                 |
| 89                        | H Elon               | 64 74 | 65    | H Hofstra            | 53 61 |       |           |       |       |                      |       |                 |
| 79                        | A Drexel             | 53 69 | 269   | A UNCW               | 44 59 |       |           |       |       |                      |       |                 |
| 295                       | H Towson             | 78 65 | 89    | A Elon               | 51 73 |       |           |       |       |                      |       |                 |
| 226                       | A Col. of Charleston | 66 40 | 158   | H Northeastern       | 69 62 |       |           |       |       |                      |       |                 |
| 34                        | A James Madison      | 63 83 | 226   | H Col. of Charleston | 51 55 |       |           |       |       |                      |       |                 |
| 163                       | H Delaware           | 53 69 | 163   | A Delaware           | 63 67 |       |           |       |       |                      |       |                 |

Non-Div I Games:

William & Mary

Loss, Non-Conf, S Site, H Home A Away N Neutral

|                   |          |           |                |            |             |               |      |      |       |           |
|-------------------|----------|-----------|----------------|------------|-------------|---------------|------|------|-------|-----------|
| Average RPI Win:  | 276      | WON-LOST  | WINNING        | LAST 10    | STRENGTH OF | OPP. STRENGTH | TEAM | ADJ. | CONF. | ADJ CONF. |
| Average RPI Loss: | 180      | RECORD    | PCT. RANK      | GAMES      | SCHEDULE    | OF SCHEDULE   | RPI  | RPI  | RPI   | RPI       |
| DIV. I ONLY       | 4- 25    | 329       | 1- 9           | 178        | 263         | 326           | 326  | 27   | 27    |           |
| DIV. I NON-CONF.  | 1- 8     | 320       | 0- 0           | 57         | 51          | 248           | 248  | 29   | 29    |           |
| TOTALS            | RPI 1-25 | RPI 26-50 | W-L RECORDS    | RPI 51-100 | RPI 101-150 | RPI 150+      |      |      |       |           |
| 4- 25             | 0- 1     | 0- 3      | OVERALL        | 0- 1       | 0- 5        | 4- 15         |      |      |       |           |
| 4- 7              | 0- 0     | 0- 0      | HOME           | 0- 0       | 0- 2        | 4- 5          |      |      |       |           |
| 0- 17             | 0- 1     | 0- 2      | AWAY           | 0- 1       | 0- 3        | 0- 10         |      |      |       |           |
| 0- 1              | 0- 0     | 0- 1      | NEUTRAL        | 0- 0       | 0- 0        | 0- 0          |      |      |       |           |
| 1- 8              | 0- 1     | 0- 3      | NON-CONFERENCE | 0- 1       | 0- 1        | 1- 2          |      |      |       |           |
| 1- 0              | 0- 0     | 0- 0      | HOME           | 0- 0       | 0- 0        | 1- 0          |      |      |       |           |
| 0- 7              | 0- 1     | 0- 2      | AWAY           | 0- 1       | 0- 1        | 0- 2          |      |      |       |           |
| 0- 1              | 0- 0     | 0- 1      | NEUTRAL        | 0- 0       | 0- 0        | 0- 0          |      |      |       |           |
| 3- 17             | 0- 0     | 0- 0      | CONFERENCE     | 0- 0       | 0- 4        | 3- 13         |      |      |       |           |
| 3- 7              | 0- 0     | 0- 0      | HOME           | 0- 0       | 0- 2        | 3- 5          |      |      |       |           |
| 0- 10             | 0- 0     | 0- 0      | AWAY           | 0- 0       | 0- 2        | 0- 8          |      |      |       |           |
| 0- 0              | 0- 0     | 0- 0      | NEUTRAL        | 0- 0       | 0- 0        | 0- 0          |      |      |       |           |

| RPI 1-25                  |   |                |       | RPI 26-50 |   |                |       | RPI 51-100 |   |          |       | RPI 101+ Team's RPI: 326 |   |                    |       |
|---------------------------|---|----------------|-------|-----------|---|----------------|-------|------------|---|----------|-------|--------------------------|---|--------------------|-------|
| RPI                       | S | Opponent       | Score | RPI       | S | Opponent       | Score | RPI        | S | Opponent | Score | RPI                      | S | Opponent           | Score |
| 4                         | A | South Carolina | 37 86 | 29        | A | Oklahoma       | 48 78 | 57         | A | Auburn   | 33 76 | 123                      | A | Akron              | 59 76 |
|                           |   |                |       | 42        | N | Ohio           | 54 75 |            |   |          |       | 127                      | A | Liberty            | 61 77 |
|                           |   |                |       | 47        | A | Duke           | 50 78 |            |   |          |       | 127                      | H | Liberty            | 42 59 |
|                           |   |                |       |           |   |                |       |            |   |          |       | 132                      | A | UNC Asheville      | 55 63 |
|                           |   |                |       |           |   |                |       |            |   |          |       | 132                      | H | UNC Asheville      | 59 67 |
|                           |   |                |       |           |   |                |       |            |   |          |       | 174                      | A | Radford            | 44 66 |
|                           |   |                |       |           |   |                |       |            |   |          |       | 174                      | H | Radford            | 38 67 |
|                           |   |                |       |           |   |                |       |            |   |          |       | 206                      | A | Gardner-Webb       | 52 70 |
|                           |   |                |       |           |   |                |       |            |   |          |       | 206                      | H | Gardner-Webb       | 81 62 |
|                           |   |                |       |           |   |                |       |            |   |          |       | 208                      | A | Presbyterian       | 44 77 |
|                           |   |                |       |           |   |                |       |            |   |          |       | 208                      | H | Presbyterian       | 48 59 |
|                           |   |                |       |           |   |                |       |            |   |          |       | 215                      | A | Furman             | 52 71 |
|                           |   |                |       |           |   |                |       |            |   |          |       | 226                      | A | Col. of Charleston | 63 77 |
|                           |   |                |       |           |   |                |       |            |   |          |       | 253                      | A | High Point         | 60 80 |
|                           |   |                |       |           |   |                |       |            |   |          |       | 253                      | H | High Point         | 67 74 |
|                           |   |                |       |           |   |                |       |            |   |          |       | 267                      | A | Campbell           | 56 69 |
|                           |   |                |       |           |   |                |       |            |   |          |       | 267                      | H | Campbell           | 50 49 |
|                           |   |                |       |           |   |                |       |            |   |          |       | 283                      | A | Coastal Caro.      | 59 76 |
|                           |   |                |       |           |   |                |       |            |   |          |       | 283                      | H | Coastal Caro.      | 52 43 |
|                           |   |                |       |           |   |                |       |            |   |          |       | 294                      | A | Charleston So.     | 51 54 |
|                           |   |                |       |           |   |                |       |            |   |          |       | 294                      | H | Charleston So.     | 50 58 |
|                           |   |                |       |           |   |                |       |            |   |          |       | 309                      | A | Longwood           | 60 67 |
|                           |   |                |       |           |   |                |       |            |   |          |       | 309                      | H | Longwood           | 60 63 |
|                           |   |                |       |           |   |                |       |            |   |          |       | 348                      | H | N.C. Central       | 62 39 |
| LAST 12 Division I GAMES: |   |                |       |           |   |                |       |            |   |          |       |                          |   |                    |       |
| 283                       | A | Coastal Caro.  | 59 76 | 283       | H | Coastal Caro.  | 52 43 |            |   |          |       |                          |   |                    |       |
| 127                       | H | Liberty        | 42 59 | 206       | A | Gardner-Webb   | 52 70 |            |   |          |       |                          |   |                    |       |
| 208                       | A | Presbyterian   | 44 77 | 132       | H | UNC Asheville  | 59 67 |            |   |          |       |                          |   |                    |       |
| 174                       | H | Radford        | 38 67 | 294       | H | Charleston So. | 50 58 |            |   |          |       |                          |   |                    |       |
| 253                       | A | High Point     | 60 80 | 309       | A | Longwood       | 60 67 |            |   |          |       |                          |   |                    |       |
| 267                       | A | Campbell       | 56 69 | 267       | H | Campbell       | 50 49 |            |   |          |       |                          |   |                    |       |

Non-Div I Games:

Winthrop

■ Loss, 
 ■ Non-Conf, S Site, 
 ■ Home 
 ■ Away 
 N Neutral

| Average RPI Win:  | 141      | WON-LOST  | WINNING        | LAST 10    | STRENGTH OF | OPP. STRENGTH | TEAM | ADJ. | CONF. | ADJ CONF. |
|-------------------|----------|-----------|----------------|------------|-------------|---------------|------|------|-------|-----------|
| Average RPI Loss: | 75       | RECORD    | PCT. RANK      | GAMES      | SCHEDULE    | OF SCHEDULE   | RPI  | RPI  | RPI   | RPI       |
| DIV. I ONLY       | 7- 22    | 297       | 1- 9           | 35         | 23          | 197           | 197  | 5    | 5     |           |
| DIV. I NON-CONF.  | 4- 6     | 201       | 0- 0           | 92         | 76          | 165           | 165  | 4    | 4     |           |
| TOTALS            | RPI 1-25 | RPI 26-50 | W-L RECORDS    | RPI 51-100 | RPI 101-150 | RPI 150+      |      |      |       |           |
| 7- 22             | 0- 7     | 1- 1      | OVERALL        | 1- 11      | 2- 0        | 3- 3          |      |      |       |           |
| 5- 9              | 0- 4     | 1- 0      | HOME           | 1- 4       | 1- 0        | 2- 1          |      |      |       |           |
| 1- 12             | 0- 3     | 0- 1      | AWAY           | 0- 6       | 1- 0        | 0- 2          |      |      |       |           |
| 1- 1              | 0- 0     | 0- 0      | NEUTRAL        | 0- 1       | 0- 0        | 1- 0          |      |      |       |           |
| 4- 6              | 0- 2     | 0- 0      | NON-CONFERENCE | 0- 3       | 1- 0        | 3- 1          |      |      |       |           |
| 2- 3              | 0- 2     | 0- 0      | HOME           | 0- 1       | 0- 0        | 2- 0          |      |      |       |           |
| 1- 3              | 0- 0     | 0- 0      | AWAY           | 0- 2       | 1- 0        | 0- 1          |      |      |       |           |
| 1- 0              | 0- 0     | 0- 0      | NEUTRAL        | 0- 0       | 0- 0        | 1- 0          |      |      |       |           |
| 3- 16             | 0- 5     | 1- 1      | CONFERENCE     | 1- 8       | 1- 0        | 0- 2          |      |      |       |           |
| 3- 6              | 0- 2     | 1- 0      | HOME           | 1- 3       | 1- 0        | 0- 1          |      |      |       |           |
| 0- 9              | 0- 3     | 0- 1      | AWAY           | 0- 4       | 0- 0        | 0- 1          |      |      |       |           |
| 0- 1              | 0- 0     | 0- 0      | NEUTRAL        | 0- 1       | 0- 0        | 0- 0          |      |      |       |           |

| RPI S                     | Opponent       | Score | RPI S | Opponent       | Score | RPI S | Opponent       | Score | RPI S | Opponent         | Score | Team's RPI: 197 |
|---------------------------|----------------|-------|-------|----------------|-------|-------|----------------|-------|-------|------------------|-------|-----------------|
| 6                         | A Ohio St.     | 61 87 | 46    | A Indiana      | 57 67 | 51    | A Rutgers      | 41 61 | 131   | H Penn St.       | 82 62 |                 |
| 8                         | A Maryland     | 77 83 | 46    | H Indiana      | 73 69 | 59    | H Iowa         | 54 57 | 139   | A Wake Forest    | 64 51 |                 |
| 8                         | H Maryland     | 65 90 |       |                |       | 64    | A Purdue       | 48 68 | 163   | N Delaware       | 54 52 |                 |
| 17                        | A Michigan St. | 67 77 |       |                |       | 64    | H Purdue       | 64 57 | 179   | A Illinois       | 65 71 |                 |
| 17                        | H Michigan St. | 54 77 |       |                |       | 75    | A Michigan     | 65 82 | 179   | H Illinois       | 56 76 |                 |
| 23                        | H Florida      | 75 91 |       |                |       | 81    | H Minnesota    | 77 84 | 183   | H Louisiana Tech | 79 65 |                 |
| 25                        | H Green Bay    | 58 72 |       |                |       | 83    | A Dayton       | 64 87 | 242   | A San Diego St.  | 57 63 |                 |
|                           |                |       |       |                |       | 94    | A Nebraska     | 62 75 | 260   | H Northern Ill.  | 89 62 |                 |
|                           |                |       |       |                |       | 97    | H Drake        | 70 89 |       |                  |       |                 |
|                           |                |       |       |                |       | 99    | A Marquette    | 61 77 |       |                  |       |                 |
|                           |                |       |       |                |       | 100   | H Northwestern | 53 71 |       |                  |       |                 |
|                           |                |       |       |                |       | 100   | N Northwestern | 72 76 |       |                  |       |                 |
| LAST 12 Division I GAMES: |                |       |       |                |       |       |                |       |       |                  |       |                 |
| 100                       | N Northwestern | 72 76 | 75    | A Michigan     | 65 82 |       |                |       |       |                  |       |                 |
| 64                        | A Purdue       | 48 68 | 64    | H Purdue       | 64 57 |       |                |       |       |                  |       |                 |
| 8                         | A Maryland     | 77 83 | 6     | A Ohio St.     | 61 87 |       |                |       |       |                  |       |                 |
| 100                       | H Northwestern | 53 71 | 17    | H Michigan St. | 54 77 |       |                |       |       |                  |       |                 |
| 179                       | H Illinois     | 56 76 | 94    | A Nebraska     | 62 75 |       |                |       |       |                  |       |                 |
| 46                        | A Indiana      | 57 67 | 81    | H Minnesota    | 77 84 |       |                |       |       |                  |       |                 |

Non-Div I Games:

Wisconsin

■ Loss, 
■ Non-Conf, 
■ S Site, 
■ H Home 
■ A Away 
N Neutral

Wofford

Through Games Of March 7, 2016

|                   |          |           |                |            |             |               |      |      |       |           |
|-------------------|----------|-----------|----------------|------------|-------------|---------------|------|------|-------|-----------|
| Average RPI Win:  | 290      | WON-LOST  | WINNING        | LAST 10    | STRENGTH OF | OPP. STRENGTH | TEAM | ADJ. | CONF. | ADJ CONF. |
| Average RPI Loss: | 167      | RECORD    | PCT. RANK      | GAMES      | SCHEDULE    | OF SCHEDULE   | RPI  | RPI  | RPI   | RPI       |
| DIV. I ONLY       | 7- 20    | 293       | 2- 8           | 235        | 287         | 305           | 305  | 17   | 17    |           |
| DIV. I NON-CONF.  | 4- 8     | 234       | 0- 0           | 250        | 349         | 285           | 285  | 15   | 15    |           |
| TOTALS            | RPI 1-25 | RPI 26-50 | W-L RECORDS    | RPI 51-100 | RPI 101-150 | RPI 150+      |      |      |       |           |
| 7- 20             | 0- 0     | 0- 2      | OVERALL        | 0- 1       | 0- 7        | 7- 10         |      |      |       |           |
| 6- 6              | 0- 0     | 0- 1      | HOME           | 0- 0       | 0- 3        | 6- 2          |      |      |       |           |
| 1- 13             | 0- 0     | 0- 1      | AWAY           | 0- 1       | 0- 3        | 1- 8          |      |      |       |           |
| 0- 1              | 0- 0     | 0- 0      | NEUTRAL        | 0- 0       | 0- 1        | 0- 0          |      |      |       |           |
| 4- 8              | 0- 0     | 0- 0      | NON-CONFERENCE | 0- 1       | 0- 2        | 4- 5          |      |      |       |           |
| 4- 1              | 0- 0     | 0- 0      | HOME           | 0- 0       | 0- 1        | 4- 0          |      |      |       |           |
| 0- 7              | 0- 0     | 0- 0      | AWAY           | 0- 1       | 0- 1        | 0- 5          |      |      |       |           |
| 0- 0              | 0- 0     | 0- 0      | NEUTRAL        | 0- 0       | 0- 0        | 0- 0          |      |      |       |           |
| 3- 12             | 0- 0     | 0- 2      | CONFERENCE     | 0- 0       | 0- 5        | 3- 5          |      |      |       |           |
| 2- 5              | 0- 0     | 0- 1      | HOME           | 0- 0       | 0- 2        | 2- 2          |      |      |       |           |
| 1- 6              | 0- 0     | 0- 1      | AWAY           | 0- 0       | 0- 2        | 1- 3          |      |      |       |           |
| 0- 1              | 0- 0     | 0- 0      | NEUTRAL        | 0- 0       | 0- 1        | 0- 0          |      |      |       |           |

| RPI 1-25                  |   |          | RPI 26-50 |     |   | RPI 51-100    |        |     | RPI 101+ |               |       | Team's RPI: 305 |   |                    |        |
|---------------------------|---|----------|-----------|-----|---|---------------|--------|-----|----------|---------------|-------|-----------------|---|--------------------|--------|
| RPI                       | S | Opponent | Score     | RPI | S | Opponent      | Score  | RPI | S        | Opponent      | Score | RPI             | S | Opponent           | Score  |
|                           |   |          |           | 41  | A | Chattanooga   | 48 65  | 81  | A        | Minnesota     | 54 98 | 112             | A | Samford            | 48 50  |
|                           |   |          |           | 41  | H | Chattanooga   | 40 53  |     |          |               |       | 112             | H | Samford            | 39 58  |
|                           |   |          |           |     |   |               |        |     |          |               |       | 112             | N | Samford            | 43 63  |
|                           |   |          |           |     |   |               |        |     |          |               |       | 114             | A | Mercer             | 32 80  |
|                           |   |          |           |     |   |               |        |     |          |               |       | 114             | H | Mercer             | 61 70  |
|                           |   |          |           |     |   |               |        |     |          |               |       | 120             | A | Virginia Tech      | 42 73  |
|                           |   |          |           |     |   |               |        |     |          |               |       | 132             | H | UNC Asheville      | 63 70  |
|                           |   |          |           |     |   |               |        |     |          |               |       | 166             | A | ETSU               | 69 70  |
|                           |   |          |           |     |   |               |        |     |          |               |       | 166             | H | ETSU               | 54 70  |
|                           |   |          |           |     |   |               |        |     |          |               |       | 174             | H | Radford            | 79 70  |
|                           |   |          |           |     |   |               |        |     |          |               |       | 202             | A | William & Mary     | 55 75  |
|                           |   |          |           |     |   |               |        |     |          |               |       | 206             | A | Gardner-Webb       | 61 64  |
|                           |   |          |           |     |   |               |        |     |          |               |       | 215             | A | Furman             | 64 70  |
|                           |   |          |           |     |   |               |        |     |          |               |       | 215             | H | Furman             | 61 70  |
|                           |   |          |           |     |   |               |        |     |          |               |       | 283             | A | Coastal Caro.      | 69 83  |
|                           |   |          |           |     |   |               |        |     |          |               |       | 286             | H | Kennesaw St.       | 70 59  |
|                           |   |          |           |     |   |               |        |     |          |               |       | 294             | A | Charleston So.     | 64 74  |
|                           |   |          |           |     |   |               |        |     |          |               |       | 298             | H | Jacksonville St.   | 66 54  |
|                           |   |          |           |     |   |               |        |     |          |               |       | 300             | A | Western Caro.      | 72 74  |
|                           |   |          |           |     |   |               |        |     |          |               |       | 300             | H | Western Caro.      | 72 71  |
|                           |   |          |           |     |   |               |        |     |          |               |       | 311             | A | UNCG               | 58 56  |
|                           |   |          |           |     |   |               |        |     |          |               |       | 311             | H | UNCG               | 104 64 |
|                           |   |          |           |     |   |               |        |     |          |               |       | 312             | A | South Carolina St. | 47 60  |
|                           |   |          |           |     |   |               |        |     |          |               |       | 348             | H | N.C. Central       | 60 37  |
| LAST 12 Division I GAMES: |   |          |           |     |   |               |        |     |          |               |       |                 |   |                    |        |
|                           |   |          |           | 112 | N | Samford       | 43 63  | 41  | A        | Chattanooga   | 48 65 |                 |   |                    |        |
|                           |   |          |           | 112 | A | Samford       | 48 50  | 166 | A        | ETSU          | 69 70 |                 |   |                    |        |
|                           |   |          |           | 114 | A | Mercer        | 32 80  | 112 | H        | Samford       | 39 58 |                 |   |                    |        |
|                           |   |          |           | 311 | H | UNCG          | 104 64 | 114 | H        | Mercer        | 61 70 |                 |   |                    |        |
|                           |   |          |           | 300 | H | Western Caro. | 72 71  | 300 | A        | Western Caro. | 72 74 |                 |   |                    |        |
|                           |   |          |           | 215 | A | Furman        | 64 70  | 311 | A        | UNCG          | 58 56 |                 |   |                    |        |

Non-Div I Games: Montreat 83 48 Bluefield Col. 69 58

Wofford

Loss, Non-Conf, S Site, H Home A Away N Neutral

|                   |          |           |                |            |             |               |      |      |       |           |
|-------------------|----------|-----------|----------------|------------|-------------|---------------|------|------|-------|-----------|
| Average RPI Win:  | 220      | WON-LOST  | WINNING        | LAST 10    | STRENGTH OF | OPP. STRENGTH | TEAM | ADJ. | CONF. | ADJ CONF. |
| Average RPI Loss: | 82       | RECORD    | PCT. RANK      | GAMES      | SCHEDULE    | OF SCHEDULE   | RPI  | RPI  | RPI   | RPI       |
| DIV. I ONLY       | 20- 9    | 70        | 7- 3           | 182        | 126         | 103           | 103  | 14   | 14    |           |
| DIV. I NON-CONF.  | 8- 3     | 77        | 0- 0           | 282        | 73          | 135           | 135  | 16   | 16    |           |
| TOTALS            | RPI 1-25 | RPI 26-50 | W-L RECORDS    | RPI 51-100 | RPI 101-150 | RPI 150+      |      |      |       |           |
| 20- 9             | 1- 2     | 0- 2      | OVERALL        | 0- 1       | 4- 4        | 15- 0         |      |      |       |           |
| 10- 4             | 0- 1     | 0- 1      | HOME           | 0- 0       | 2- 2        | 8- 0          |      |      |       |           |
| 8- 4              | 0- 1     | 0- 1      | AWAY           | 0- 0       | 2- 2        | 6- 0          |      |      |       |           |
| 2- 1              | 1- 0     | 0- 0      | NEUTRAL        | 0- 1       | 0- 0        | 1- 0          |      |      |       |           |
| 8- 3              | 1- 0     | 0- 2      | NON-CONFERENCE | 0- 1       | 0- 0        | 7- 0          |      |      |       |           |
| 4- 1              | 0- 0     | 0- 1      | HOME           | 0- 0       | 0- 0        | 4- 0          |      |      |       |           |
| 2- 1              | 0- 0     | 0- 1      | AWAY           | 0- 0       | 0- 0        | 2- 0          |      |      |       |           |
| 2- 1              | 1- 0     | 0- 0      | NEUTRAL        | 0- 1       | 0- 0        | 1- 0          |      |      |       |           |
| 12- 6             | 0- 2     | 0- 0      | CONFERENCE     | 0- 0       | 4- 4        | 8- 0          |      |      |       |           |
| 6- 3              | 0- 1     | 0- 0      | HOME           | 0- 0       | 2- 2        | 4- 0          |      |      |       |           |
| 6- 3              | 0- 1     | 0- 0      | AWAY           | 0- 0       | 2- 2        | 4- 0          |      |      |       |           |
| 0- 0              | 0- 0     | 0- 0      | NEUTRAL        | 0- 0       | 0- 0        | 0- 0          |      |      |       |           |

| RPI 1-25                  |   |                   |       | RPI 26-50 |   |                |       | RPI 51-100 |   |          |       | RPI 101+ Team's RPI: 103 |   |                  |        |
|---------------------------|---|-------------------|-------|-----------|---|----------------|-------|------------|---|----------|-------|--------------------------|---|------------------|--------|
| RPI                       | S | Opponent          | Score | RPI       | S | Opponent       | Score | RPI        | S | Opponent | Score | RPI                      | S | Opponent         | Score  |
| 24                        | N | George Washington | 77 71 | 26        | A | Miami (FL)     | 67 80 | 59         | N | Iowa     | 77 83 | 126                      | A | Youngstown St.   | 69 72  |
| 25                        | A | Green Bay         | 55 70 | 38        | H | Georgia        | 57 63 |            |   |          |       | 126                      | H | Youngstown St.   | 77 66  |
| 25                        | H | Green Bay         | 58 63 |           |   |                |       |            |   |          |       | 143                      | A | Detroit          | 89 71  |
|                           |   |                   |       |           |   |                |       |            |   |          |       | 143                      | H | Detroit          | 93 95  |
|                           |   |                   |       |           |   |                |       |            |   |          |       | 148                      | A | Milwaukee        | 57 68  |
|                           |   |                   |       |           |   |                |       |            |   |          |       | 148                      | H | Milwaukee        | 60 82  |
|                           |   |                   |       |           |   |                |       |            |   |          |       | 150                      | A | Northern Ky.     | 76 65  |
|                           |   |                   |       |           |   |                |       |            |   |          |       | 150                      | H | Northern Ky.     | 66 61  |
|                           |   |                   |       |           |   |                |       |            |   |          |       | 177                      | A | Eastern Ky.      | 71 69  |
|                           |   |                   |       |           |   |                |       |            |   |          |       | 180                      | H | Butler           | 66 53  |
|                           |   |                   |       |           |   |                |       |            |   |          |       | 204                      | A | Oakland          | 77 72  |
|                           |   |                   |       |           |   |                |       |            |   |          |       | 204                      | H | Oakland          | 79 63  |
|                           |   |                   |       |           |   |                |       |            |   |          |       | 241                      | A | Valparaiso       | 65 54  |
|                           |   |                   |       |           |   |                |       |            |   |          |       | 241                      | H | Valparaiso       | 80 63  |
|                           |   |                   |       |           |   |                |       |            |   |          |       | 252                      | A | Ill.-Chicago     | 80 72  |
|                           |   |                   |       |           |   |                |       |            |   |          |       | 252                      | H | Ill.-Chicago     | 73 62  |
|                           |   |                   |       |           |   |                |       |            |   |          |       | 262                      | A | Cleveland St.    | 93 65  |
|                           |   |                   |       |           |   |                |       |            |   |          |       | 262                      | H | Cleveland St.    | 81 64  |
|                           |   |                   |       |           |   |                |       |            |   |          |       | 270                      | H | Austin Peay      | 77 56  |
|                           |   |                   |       |           |   |                |       |            |   |          |       | 285                      | N | Houston          | 75 61  |
|                           |   |                   |       |           |   |                |       |            |   |          |       | 318                      | A | Kent St.         | 73 68  |
|                           |   |                   |       |           |   |                |       |            |   |          |       | 319                      | H | Southeastern La. | 106 72 |
|                           |   |                   |       |           |   |                |       |            |   |          |       | 333                      | H | Lipscomb         | 92 65  |
| LAST 12 Division I GAMES: |   |                   |       |           |   |                |       |            |   |          |       |                          |   |                  |        |
| 126                       | H | Youngstown St.    | 77 66 | 150       | A | Northern Ky.   | 76 65 |            |   |          |       |                          |   |                  |        |
| 262                       | H | Cleveland St.     | 81 64 | 252       | A | Ill.-Chicago   | 80 72 |            |   |          |       |                          |   |                  |        |
| 148                       | A | Milwaukee         | 57 68 | 241       | A | Valparaiso     | 65 54 |            |   |          |       |                          |   |                  |        |
| 25                        | A | Green Bay         | 55 70 | 262       | A | Cleveland St.  | 93 65 |            |   |          |       |                          |   |                  |        |
| 143                       | H | Detroit           | 93 95 | 126       | A | Youngstown St. | 69 72 |            |   |          |       |                          |   |                  |        |
| 204                       | H | Oakland           | 79 63 | 25        | H | Green Bay      | 58 63 |            |   |          |       |                          |   |                  |        |

Non-Div I Games: Mt. St. Joseph 117 26 Cincinnati Christian 107 44

Wright St.

■ Loss, 
 ■ Non-Conf, 
 ■ S Site, 
 ■ Home 
 ■ A Away 
 N Neutral

## Wyoming

Through Games Of March 7, 2016

|                   |          |           |                |            |             |               |      |      |       |           |
|-------------------|----------|-----------|----------------|------------|-------------|---------------|------|------|-------|-----------|
| Average RPI Win:  | 246      | WON-LOST  | WINNING        | LAST 10    | STRENGTH OF | OPP. STRENGTH | TEAM | ADJ. | CONF. | ADJ CONF. |
| Average RPI Loss: | 164      | RECORD    | PCT. RANK      | GAMES      | SCHEDULE    | OF SCHEDULE   | RPI  | RPI  | RPI   | RPI       |
| DIV. I ONLY       | 12- 16   | 216       | 3- 7           | 262        | 232         | 256           | 256  | 20   | 20    |           |
| DIV. I NON-CONF.  | 6- 3     | 99        | 0- 0           | 221        | 276         | 130           | 130  | 20   | 20    |           |
| TOTALS            | RPI 1-25 | RPI 26-50 | W-L RECORDS    | RPI 51-100 | RPI 101-150 | RPI 150+      |      |      |       |           |
| 12- 16            | 0- 0     | 0- 2      | OVERALL        | 0- 1       | 1- 5        | 11- 8         |      |      |       |           |
| 9- 5              | 0- 0     | 0- 1      | HOME           | 0- 1       | 1- 1        | 8- 2          |      |      |       |           |
| 3- 10             | 0- 0     | 0- 1      | AWAY           | 0- 0       | 0- 4        | 3- 5          |      |      |       |           |
| 0- 1              | 0- 0     | 0- 0      | NEUTRAL        | 0- 0       | 0- 0        | 0- 1          |      |      |       |           |
| 6- 3              | 0- 0     | 0- 0      | NON-CONFERENCE | 0- 1       | 0- 2        | 6- 0          |      |      |       |           |
| 4- 1              | 0- 0     | 0- 0      | HOME           | 0- 1       | 0- 0        | 4- 0          |      |      |       |           |
| 2- 2              | 0- 0     | 0- 0      | AWAY           | 0- 0       | 0- 2        | 2- 0          |      |      |       |           |
| 0- 0              | 0- 0     | 0- 0      | NEUTRAL        | 0- 0       | 0- 0        | 0- 0          |      |      |       |           |
| 6- 13             | 0- 0     | 0- 2      | CONFERENCE     | 0- 0       | 1- 3        | 5- 8          |      |      |       |           |
| 5- 4              | 0- 0     | 0- 1      | HOME           | 0- 0       | 1- 1        | 4- 2          |      |      |       |           |
| 1- 8              | 0- 0     | 0- 1      | AWAY           | 0- 0       | 0- 2        | 1- 5          |      |      |       |           |
| 0- 1              | 0- 0     | 0- 0      | NEUTRAL        | 0- 0       | 0- 0        | 0- 1          |      |      |       |           |

| RPI 1-25                  |   |          | RPI 26-50 |     |   | RPI 51-100    |       |     | RPI 101+ |                 |       | Team's RPI: 256 |   |                   |       |
|---------------------------|---|----------|-----------|-----|---|---------------|-------|-----|----------|-----------------|-------|-----------------|---|-------------------|-------|
| RPI                       | S | Opponent | Score     | RPI | S | Opponent      | Score | RPI | S        | Opponent        | Score | RPI             | S | Opponent          | Score |
|                           |   |          |           | 44  | A | Colorado St.  | 42 63 | 52  | H        | St. Mary's (CA) | 64 70 | 113             | A | Gonzaga           | 57 61 |
|                           |   |          |           | 44  | H | Colorado St.  | 57 62 |     |          |                 |       | 117             | A | Fresno St.        | 52 64 |
|                           |   |          |           |     |   |               |       |     |          |                 |       | 117             | H | Fresno St.        | 42 49 |
|                           |   |          |           |     |   |               |       |     |          |                 |       | 135             | A | Idaho             | 57 61 |
|                           |   |          |           |     |   |               |       |     |          |                 |       | 145             | A | Boise St.         | 49 58 |
|                           |   |          |           |     |   |               |       |     |          |                 |       | 145             | H | Boise St.         | 82 58 |
|                           |   |          |           |     |   |               |       |     |          |                 |       | 151             | H | Montana St.       | 75 69 |
|                           |   |          |           |     |   |               |       |     |          |                 |       | 162             | H | Montana           | 68 61 |
|                           |   |          |           |     |   |               |       |     |          |                 |       | 172             | H | New Mexico        | 66 48 |
|                           |   |          |           |     |   |               |       |     |          |                 |       | 189             | A | San Jose St.      | 51 65 |
|                           |   |          |           |     |   |               |       |     |          |                 |       | 189             | H | San Jose St.      | 66 67 |
|                           |   |          |           |     |   |               |       |     |          |                 |       | 201             | H | Colorado          | 77 68 |
|                           |   |          |           |     |   |               |       |     |          |                 |       | 207             | A | UNLV              | 37 66 |
|                           |   |          |           |     |   |               |       |     |          |                 |       | 207             | H | UNLV              | 80 57 |
|                           |   |          |           |     |   |               |       |     |          |                 |       | 223             | A | Utah St.          | 75 84 |
|                           |   |          |           |     |   |               |       |     |          |                 |       | 242             | A | San Diego St.     | 40 53 |
|                           |   |          |           |     |   |               |       |     |          |                 |       | 242             | H | San Diego St.     | 77 84 |
|                           |   |          |           |     |   |               |       |     |          |                 |       | 242             | N | San Diego St.     | 44 62 |
|                           |   |          |           |     |   |               |       |     |          |                 |       | 268             | H | UC Santa Barbara  | 76 67 |
|                           |   |          |           |     |   |               |       |     |          |                 |       | 301             | A | Denver            | 75 64 |
|                           |   |          |           |     |   |               |       |     |          |                 |       | 325             | A | Nevada            | 65 68 |
|                           |   |          |           |     |   |               |       |     |          |                 |       | 325             | H | Nevada            | 68 53 |
|                           |   |          |           |     |   |               |       |     |          |                 |       | 339             | A | Cal St. Fullerton | 61 56 |
|                           |   |          |           |     |   |               |       |     |          |                 |       | 341             | A | Air Force         | 67 45 |
|                           |   |          |           |     |   |               |       |     |          |                 |       | 341             | H | Air Force         | 84 56 |
| LAST 12 Division I GAMES: |   |          |           |     |   |               |       |     |          |                 |       |                 |   |                   |       |
|                           |   |          |           | 242 | N | San Diego St. | 44 62 |     |          |                 |       | 145             | H | Boise St.         | 82 58 |
|                           |   |          |           | 189 | A | San Jose St.  | 51 65 |     |          |                 |       | 223             | A | Utah St.          | 75 84 |
|                           |   |          |           | 207 | H | UNLV          | 80 57 |     |          |                 |       | 341             | H | Air Force         | 84 56 |
|                           |   |          |           | 242 | A | San Diego St. | 40 53 |     |          |                 |       | 44              | A | Colorado St.      | 42 63 |
|                           |   |          |           | 44  | H | Colorado St.  | 57 62 |     |          |                 |       | 117             | H | Fresno St.        | 42 49 |
|                           |   |          |           | 117 | A | Fresno St.    | 52 64 |     |          |                 |       | 145             | A | Boise St.         | 49 58 |

Non-Div I Games: Chadron St. 81 53

Wyoming

■ Loss, 
 ■ Non-Conf, 
 ■ S Site, 
 ■ Home 
 ■ A Away 
 N Neutral

|                   |          |           |                |            |             |               |      |      |       |           |
|-------------------|----------|-----------|----------------|------------|-------------|---------------|------|------|-------|-----------|
| Average RPI Win:  | 218      | WON-LOST  | WINNING        | LAST 10    | STRENGTH OF | OPP. STRENGTH | TEAM | ADJ. | CONF. | ADJ CONF. |
| Average RPI Loss: | 70       | RECORD    | PCT. RANK      | GAMES      | SCHEDULE    | OF SCHEDULE   | RPI  | RPI  | RPI   | RPI       |
| DIV. I ONLY       | 17- 13   | 137       | 3- 7           | 227        | 80          | 170           | 170  | 6    | 6     |           |
| DIV. I NON-CONF.  | 9- 2     | 37        | 0- 0           | 334        | 262         | 181           | 181  | 6    | 6     |           |
| TOTALS            | RPI 1-25 | RPI 26-50 | W-L RECORDS    | RPI 51-100 | RPI 101-150 | RPI 150+      |      |      |       |           |
| 17- 13            | 0- 0     | 0- 6      | OVERALL        | 2- 4       | 2- 2        | 13- 1         |      |      |       |           |
| 15- 4             | 0- 0     | 0- 3      | HOME           | 2- 1       | 2- 0        | 11- 0         |      |      |       |           |
| 2- 8              | 0- 0     | 0- 0      | AWAY           | 0- 0       | 0- 0        | 2- 0          |      |      |       |           |
| 0- 1              | 0- 0     | 0- 0      | NEUTRAL        | 0- 0       | 0- 0        | 0- 1          |      |      |       |           |
| 9- 2              | 0- 0     | 0- 0      | NON-CONFERENCE | 0- 2       | 0- 0        | 9- 0          |      |      |       |           |
| 9- 1              | 0- 0     | 0- 0      | HOME           | 0- 1       | 0- 0        | 9- 0          |      |      |       |           |
| 0- 1              | 0- 0     | 0- 0      | AWAY           | 0- 1       | 0- 0        | 0- 0          |      |      |       |           |
| 0- 0              | 0- 0     | 0- 0      | NEUTRAL        | 0- 0       | 0- 0        | 0- 0          |      |      |       |           |
| 8- 11             | 0- 0     | 0- 6      | CONFERENCE     | 2- 2       | 2- 2        | 4- 1          |      |      |       |           |
| 6- 3              | 0- 0     | 0- 3      | HOME           | 2- 0       | 2- 0        | 2- 0          |      |      |       |           |
| 2- 7              | 0- 0     | 0- 3      | AWAY           | 0- 2       | 0- 2        | 2- 0          |      |      |       |           |
| 0- 1              | 0- 0     | 0- 0      | NEUTRAL        | 0- 0       | 0- 0        | 0- 1          |      |      |       |           |

| RPI S                     | Opponent          | Score | RPI S | Opponent          | Score | RPI S | Opponent           | Score | RPI S | Opponent | Score | Team's RPI: 170 |
|---------------------------|-------------------|-------|-------|-------------------|-------|-------|--------------------|-------|-------|----------|-------|-----------------|
| 28                        | A DePaul          | 52 82 | 54    | A Villanova       | 55 58 | 102   | A Georgetown       | 51 63 |       |          |       |                 |
| 28                        | H DePaul          | 53 70 | 54    | H Villanova       | 74 67 | 102   | H Georgetown       | 59 54 |       |          |       |                 |
| 40                        | A Seton Hall      | 66 82 | 66    | H Middle Tenn.    | 53 62 | 110   | A Creighton        | 47 74 |       |          |       |                 |
| 40                        | H Seton Hall      | 67 72 | 75    | A Michigan        | 54 92 | 110   | H Creighton        | 57 55 |       |          |       |                 |
| 43                        | A St. John's (NY) | 41 57 | 99    | A Marquette       | 69 74 | 174   | H Radford          | 63 56 |       |          |       |                 |
| 43                        | H St. John's (NY) | 56 69 | 99    | H Marquette       | 71 66 | 180   | A Butler           | 73 63 |       |          |       |                 |
|                           |                   |       |       |                   |       | 180   | H Butler           | 55 47 |       |          |       |                 |
|                           |                   |       |       |                   |       | 180   | N Butler           | 47 48 |       |          |       |                 |
|                           |                   |       |       |                   |       | 219   | H Binghamton       | 64 55 |       |          |       |                 |
|                           |                   |       |       |                   |       | 239   | H Cincinnati       | 65 56 |       |          |       |                 |
|                           |                   |       |       |                   |       | 265   | A Providence       | 62 54 |       |          |       |                 |
|                           |                   |       |       |                   |       | 265   | H Providence       | 72 47 |       |          |       |                 |
|                           |                   |       |       |                   |       | 279   | H Tennessee Tech   | 64 47 |       |          |       |                 |
|                           |                   |       |       |                   |       | 281   | H UMES             | 61 56 |       |          |       |                 |
|                           |                   |       |       |                   |       | 286   | H Kennesaw St.     | 62 59 |       |          |       |                 |
|                           |                   |       |       |                   |       | 319   | H Southeastern La. | 67 27 |       |          |       |                 |
|                           |                   |       |       |                   |       | 328   | H Howard           | 70 47 |       |          |       |                 |
|                           |                   |       |       |                   |       | 332   | H Evansville       | 65 57 |       |          |       |                 |
| LAST 12 Division I GAMES: |                   |       |       |                   |       |       |                    |       |       |          |       |                 |
| 180                       | N Butler          | 47 48 | 28    | A DePaul          | 52 82 |       |                    |       |       |          |       |                 |
| 102                       | A Georgetown      | 51 63 | 110   | H Creighton       | 57 55 |       |                    |       |       |          |       |                 |
| 54                        | A Villanova       | 55 58 | 265   | H Providence      | 72 47 |       |                    |       |       |          |       |                 |
| 40                        | H Seton Hall      | 67 72 | 180   | H Butler          | 55 47 |       |                    |       |       |          |       |                 |
| 43                        | H St. John's (NY) | 56 69 | 43    | A St. John's (NY) | 41 57 |       |                    |       |       |          |       |                 |
| 99                        | A Marquette       | 69 74 | 40    | A Seton Hall      | 66 82 |       |                    |       |       |          |       |                 |

Non-Div I Games:

Xavier

■ Loss, 
■ Non-Conf, 
■ S Site, 
■ H Home 
■ A Away 
N Neutral



Yale

Average RPI Win: 231

Average RPI Loss: 90

WON-LOST

RECORD

WINNING

PCT. RANK

LAST 10

GAMES

STRENGTH OF

SCHEDULE

OPP. STRENGTH

OF SCHEDULE

TEAM

RPI

ADJ.

RPI

CONF.

RPI

ADJ CONF.

RPI

DIV. I ONLY

13- 17

212

3- 7

72

159

156

156

10

10

DIV. I NON-CONF.

8- 8

160

0- 0

106

201

148

148

12

12

TOTALS

RPI 1-25

RPI 26-50

W-L RECORDS

RPI 51-100

RPI 101-150

RPI 150+

13- 17

0- 1

0- 7

OVERALL

0- 4

1- 1

12- 4

9- 5

0- 0

0- 2

HOME

0- 2

0- 0

9- 1

2- 11

0- 0

0- 5

AWAY

0- 2

0- 1

2- 3

2- 1

0- 1

0- 0

NEUTRAL

0- 0

1- 0

1- 0

8- 8

0- 1

0- 3

NON-CONFERENCE

0- 2

1- 1

7- 1

6- 1

0- 0

0- 0

HOME

0- 1

0- 0

6- 0

0- 6

0- 0

0- 3

AWAY

0- 1

0- 1

0- 1

2- 1

0- 1

0- 0

NEUTRAL

0- 0

1- 0

1- 0

5- 9

0- 0

0- 4

CONFERENCE

0- 2

0- 0

5- 3

3- 4

0- 0

0- 2

HOME

0- 1

0- 0

3- 1

2- 5

0- 0

0- 2

AWAY

0- 1

0- 0

2- 2

0- 0

0- 0

0- 0

NEUTRAL

0- 0

0- 0

0- 0

RPI 1-25

RPI 26-50

RPI 51-100

RPI 101+

Team's RPI: 156

RPI S

Opponent

Score

22 N West Virginia6070

RPI S

Opponent

Score

33 A Princeton5065

33 H Princeton8194

36 A Penn4968

36 H Penn5977

43 A St. John's (NY)5669

46 A Indiana6076

48 A Albany (NY)7074

RPI S

Opponent

Score

68 H Army West Point6165

83 A Dayton7581

93 A Harvard6365

93 H Harvard6972

RPI S

Opponent

Score

101 N Iona6348

118 A Boston College6073

153 A North Carolina6370

157 H Stony Brook6257

168 A Cornell6374

168 H Cornell5638

205 A Brown4839

205 H Brown8154

214 A Dartmouth6562

214 H Dartmouth6368

231 H New Hampshire6346

247 A Columbia7177

247 H Columbia6749

250 H Manhattan6236

255 H Holy Cross6959

314 N Fairleigh Dickinson7758

316 H Illinois St.6047

345 H Wagner7860

LAST 12 Division I GAMES:

247 H Columbia6749

168 H Cornell5638

214 A Dartmouth6562

93 A Harvard6365

36 H Penn5977

33 H Princeton8194

93 H Harvard6972

214 H Dartmouth6368

168 A Cornell6374

247 A Columbia7177

33 A Princeton5065

36 A Penn4968

Non-Div I Games:Albertus Magnus6734

Yale

Loss, Non-Conf, S Site, H Home A Away N Neutral

Page 369

Non-Div I Games: Albertus Magnus 67 34

Yale

|                   |          |           |                |            |             |               |      |      |       |           |
|-------------------|----------|-----------|----------------|------------|-------------|---------------|------|------|-------|-----------|
| Average RPI Win:  | 204      | WON-LOST  | WINNING        | LAST 10    | STRENGTH OF | OPP. STRENGTH | TEAM | ADJ. | CONF. | ADJ CONF. |
| Average RPI Loss: | 147      | RECORD    | PCT. RANK      | GAMES      | SCHEDULE    | OF SCHEDULE   | RPI  | RPI  | RPI   | RPI       |
| DIV. I ONLY       | 16- 11   | 121       | 4- 6           | 146        | 185         | 126           | 126  | 14   | 14    |           |
| DIV. I NON-CONF.  | 7- 2     | 57        | 0- 0           | 236        | 283         | 93            | 93   | 16   | 16    |           |
| TOTALS            | RPI 1-25 | RPI 26-50 | W-L RECORDS    | RPI 51-100 | RPI 101-150 | RPI 150+      |      |      |       |           |
| 16- 11            | 0- 2     | 0- 0      | OVERALL        | 1- 0       | 4- 6        | 11- 3         |      |      |       |           |
| 10- 4             | 0- 1     | 0- 0      | HOME           | 0- 0       | 2- 2        | 8- 1          |      |      |       |           |
| 6- 7              | 0- 1     | 0- 0      | AWAY           | 1- 0       | 2- 4        | 3- 2          |      |      |       |           |
| 0- 0              | 0- 0     | 0- 0      | NEUTRAL        | 0- 0       | 0- 0        | 0- 0          |      |      |       |           |
| 7- 2              | 0- 0     | 0- 0      | NON-CONFERENCE | 1- 0       | 0- 2        | 6- 0          |      |      |       |           |
| 5- 0              | 0- 0     | 0- 0      | HOME           | 0- 0       | 0- 0        | 5- 0          |      |      |       |           |
| 2- 2              | 0- 0     | 0- 0      | AWAY           | 1- 0       | 0- 2        | 1- 0          |      |      |       |           |
| 0- 0              | 0- 0     | 0- 0      | NEUTRAL        | 0- 0       | 0- 0        | 0- 0          |      |      |       |           |
| 9- 9              | 0- 2     | 0- 0      | CONFERENCE     | 0- 0       | 4- 4        | 5- 3          |      |      |       |           |
| 5- 4              | 0- 1     | 0- 0      | HOME           | 0- 0       | 2- 2        | 3- 1          |      |      |       |           |
| 4- 5              | 0- 1     | 0- 0      | AWAY           | 0- 0       | 2- 2        | 2- 2          |      |      |       |           |
| 0- 0              | 0- 0     | 0- 0      | NEUTRAL        | 0- 0       | 0- 0        | 0- 0          |      |      |       |           |

| RPI 1-25                  |   |               |       | RPI 26-50 |   |              |       | RPI 51-100 |   |          |       | RPI 101+ Team's RPI: 126 |   |               |       |
|---------------------------|---|---------------|-------|-----------|---|--------------|-------|------------|---|----------|-------|--------------------------|---|---------------|-------|
| RPI                       | S | Opponent      | Score | RPI       | S | Opponent     | Score | RPI        | S | Opponent | Score | RPI                      | S | Opponent      | Score |
| 25                        | A | Green Bay     | 35 69 |           |   |              |       | 90         | A | Bucknell | 55 47 | 103                      | A | Wright St.    | 66 77 |
| 25                        | H | Green Bay     | 60 68 |           |   |              |       |            |   |          |       | 103                      | H | Wright St.    | 72 69 |
|                           |   |               |       |           |   |              |       |            |   |          |       | 123                      | A | Akron         | 49 74 |
|                           |   |               |       |           |   |              |       |            |   |          |       | 131                      | A | Penn St.      | 51 68 |
|                           |   |               |       |           |   |              |       |            |   |          |       | 143                      | A | Detroit       | 72 70 |
|                           |   |               |       |           |   |              |       |            |   |          |       | 143                      | H | Detroit       | 68 69 |
|                           |   |               |       |           |   |              |       |            |   |          |       | 148                      | A | Milwaukee     | 70 62 |
|                           |   |               |       |           |   |              |       |            |   |          |       | 148                      | H | Milwaukee     | 69 67 |
|                           |   |               |       |           |   |              |       |            |   |          |       | 150                      | A | Northern Ky.  | 59 70 |
|                           |   |               |       |           |   |              |       |            |   |          |       | 150                      | H | Northern Ky.  | 77 88 |
|                           |   |               |       |           |   |              |       |            |   |          |       | 174                      | H | Radford       | 54 53 |
|                           |   |               |       |           |   |              |       |            |   |          |       | 204                      | A | Oakland       | 96 77 |
|                           |   |               |       |           |   |              |       |            |   |          |       | 204                      | H | Oakland       | 67 63 |
|                           |   |               |       |           |   |              |       |            |   |          |       | 209                      | H | Robert Morris | 55 46 |
|                           |   |               |       |           |   |              |       |            |   |          |       | 224                      | H | Canisius      | 53 51 |
|                           |   |               |       |           |   |              |       |            |   |          |       | 241                      | A | Valparaiso    | 60 65 |
|                           |   |               |       |           |   |              |       |            |   |          |       | 241                      | H | Valparaiso    | 87 66 |
|                           |   |               |       |           |   |              |       |            |   |          |       | 252                      | A | Ill.-Chicago  | 69 64 |
|                           |   |               |       |           |   |              |       |            |   |          |       | 252                      | H | Ill.-Chicago  | 62 41 |
|                           |   |               |       |           |   |              |       |            |   |          |       | 257                      | H | Tennessee St. | 69 58 |
|                           |   |               |       |           |   |              |       |            |   |          |       | 262                      | A | Cleveland St. | 68 75 |
|                           |   |               |       |           |   |              |       |            |   |          |       | 262                      | H | Cleveland St. | 43 53 |
|                           |   |               |       |           |   |              |       |            |   |          |       | 289                      | A | Niagara       | 71 54 |
|                           |   |               |       |           |   |              |       |            |   |          |       | 318                      | H | Kent St.      | 91 61 |
| LAST 12 Division I GAMES: |   |               |       |           |   |              |       |            |   |          |       |                          |   |               |       |
| 103                       | A | Wright St.    | 66 77 | 25        | A | Green Bay    | 35 69 |            |   |          |       |                          |   |               |       |
| 150                       | A | Northern Ky.  | 59 70 | 143       | H | Detroit      | 68 69 |            |   |          |       |                          |   |               |       |
| 252                       | H | Ill.-Chicago  | 62 41 | 204       | H | Oakland      | 67 63 |            |   |          |       |                          |   |               |       |
| 241                       | H | Valparaiso    | 87 66 | 150       | H | Northern Ky. | 77 88 |            |   |          |       |                          |   |               |       |
| 262                       | H | Cleveland St. | 43 53 | 103       | H | Wright St.   | 72 69 |            |   |          |       |                          |   |               |       |
| 148                       | A | Milwaukee     | 70 62 | 241       | A | Valparaiso   | 60 65 |            |   |          |       |                          |   |               |       |

Non-Div I Games: Lake Erie 89 61 Salem Int'l 80 40

Youngstown St.

Loss, Non-Conf, S Site, H Home A Away N Neutral