

Average RPI Win:	287	WON-LOST	WINNING	LAST 10	STRENGTH OF	OPP. STRENGTH	TEAM	ADJ.	CONF.	ADJ CONF.
Average RPI Loss:	187	RECORD	PCT. RANK	GAMES	SCHEDULE	OF SCHEDULE	RPI	RPI	RPI	RPI
DIV. I ONLY	8- 19	283	3- 7	281	309	313	313	25	25	
DIV. I NON-CONF.	2- 7	280	0- 0	221	319	320	320	26	26	
TOTALS	RPI 1-25	RPI 26-50	W-L RECORDS	RPI 51-100	RPI 101-150	RPI 150+				
8- 19	0- 0	0- 0	OVERALL	0- 3	0- 4	8- 12				
6- 9	0- 0	0- 0	HOME	0- 2	0- 1	6- 6				
2- 9	0- 0	0- 0	AWAY	0- 1	0- 2	2- 6				
0- 1	0- 0	0- 0	NEUTRAL	0- 0	0- 1	0- 0				
2- 7	0- 0	0- 0	NON-CONFERENCE	0- 0	0- 2	2- 5				
2- 4	0- 0	0- 0	HOME	0- 0	0- 1	2- 3				
0- 2	0- 0	0- 0	AWAY	0- 0	0- 0	0- 2				
0- 1	0- 0	0- 0	NEUTRAL	0- 0	0- 1	0- 0				
6- 12	0- 0	0- 0	CONFERENCE	0- 3	0- 2	6- 7				
4- 5	0- 0	0- 0	HOME	0- 2	0- 0	4- 3				
2- 7	0- 0	0- 0	AWAY	0- 1	0- 2	2- 4				
0- 0	0- 0	0- 0	NEUTRAL	0- 0	0- 0	0- 0				

RPI 1-25			RPI 26-50			RPI 51-100			RPI 101+			Team's RPI: 313					
RPI	S	Opponent	Score	RPI	S	Opponent	Score	RPI	S	Opponent	Score						
								76	A	Abilene Christian	52	63	107	N	New Mexico St.	51	70
								76	H	Abilene Christian	65	71	114	A	Northwestern St.	43	60
								99	H	Central Ark.	55	66	144	A	McNeese St.	51	72
													147	H	East Carolina	46	82
													159	A	Fordham	49	67
													187	H	Cal Poly	45	56
													191	H	UTRGV	49	46
													198	A	SFA	59	72
													198	H	SFA	66	71
													202	H	UNLV	51	65
													233	H	Rice	60	55
													235	A	Texas Southern	43	51
													236	A	Sam Houston St.	57	75
													236	H	Sam Houston St.	81	71
													248	A	Houston Baptist	51	55
													248	H	Houston Baptist	59	73
													285	H	Houston	73	76
													287	A	Lamar	70	75
													304	H	Nicholls St.	62	64
													318	H	Southeastern La.	69	67
													329	A	Incarnate Word	57	56
													329	H	Incarnate Word	69	55
													331	A	New Orleans	75	64
													331	H	New Orleans	73	59
LAST 12 Division I GAMES:																	
				76	A	Abilene Christian	52	63					331	A	New Orleans	75	64
				248	A	Houston Baptist	51	55					236	H	Sam Houston St.	81	71
				236	A	Sam Houston St.	57	75					248	H	Houston Baptist	59	73
				329	H	Incarnate Word	69	55					198	H	SFA	66	71
				76	H	Abilene Christian	65	71					329	A	Incarnate Word	57	56
				198	A	SFA	59	72					331	H	New Orleans	73	59

Non-Div I Games: Western N.M. 57 42 Angelo St. 80 85

A&M-Corpus Christi

Loss, Non-Conf, S Site, H Home A Away N Neutral

Average RPI Win: 238	WON-LOST	WINNING	LAST 10	STRENGTH OF	OPP. STRENGTH	TEAM	ADJ.	CONF.	ADJ CONF.
Average RPI Loss: 157	RECORD	PCT. RANK	GAMES	SCHEDULE	OF SCHEDULE	RPI	RPI	RPI	RPI
DIV. I ONLY	22- 3	10	9- 1	316	244	76	76	25	25
DIV. I NON-CONF.	5- 2	86	0- 0	100	107	42	42	26	26
TOTALS	RPI 1-25	RPI 26-50	W-L RECORDS	RPI 51-100	RPI 101-150	RPI 150+			
22- 3	0- 0	0- 1	OVERALL	2- 0	3- 1	17- 1			
10- 0	0- 0	0- 0	HOME	0- 0	2- 0	8- 0			
10- 3	0- 0	0- 1	AWAY	1- 0	1- 1	8- 1			
2- 0	0- 0	0- 0	NEUTRAL	1- 0	0- 0	1- 0			
5- 2	0- 0	0- 1	NON-CONFERENCE	1- 0	1- 1	3- 0			
1- 0	0- 0	0- 0	HOME	0- 0	0- 0	1- 0			
2- 2	0- 0	0- 1	AWAY	0- 0	1- 1	1- 0			
2- 0	0- 0	0- 0	NEUTRAL	1- 0	0- 0	1- 0			
17- 1	0- 0	0- 0	CONFERENCE	1- 0	2- 0	14- 1			
9- 0	0- 0	0- 0	HOME	0- 0	2- 0	7- 0			
8- 1	0- 0	0- 0	AWAY	1- 0	0- 0	7- 1			
0- 0	0- 0	0- 0	NEUTRAL	0- 0	0- 0	0- 0			

RPI 1-25				RPI 26-50				RPI 51-100				Team's RPI: 76	RPI 101+			
RPI	S	Opponent	Score	RPI	S	Opponent	Score	RPI	S	Opponent	Score		RPI	S	Opponent	Score
				48	A	Kansas St.	45 76	83	N	Eastern Mich.	83 59		114	H	Northwestern St.	67 46
								99	A	Central Ark.	61 49		135	A	Idaho	71 59
													137	A	Texas Tech	65 71
													144	H	McNeese St.	79 62
													181	A	Eastern Wash.	72 60
													198	A	SFA	85 70
													227	N	Grand Canyon	75 71
													236	A	Sam Houston St.	87 76
													236	H	Sam Houston St.	67 55
													246	H	UTSA	79 60
													248	A	Houston Baptist	76 55
													248	H	Houston Baptist	77 60
													287	A	Lamar	54 63
													287	H	Lamar	90 62
													304	A	Nicholls St.	71 68
													313	A	A&M-Corpus Christi	71 65
													313	H	A&M-Corpus Christi	63 52
													318	A	Southeastern La.	88 72
													318	H	Southeastern La.	72 70
													329	A	Incarnate Word	86 71
													329	H	Incarnate Word	66 58
													331	H	New Orleans	80 70
LAST 12 Division I GAMES:																
				313	H	A&M-Corpus Christi	63 52	236	H	Sam Houston St.	67 55					
				329	H	Incarnate Word	66 58	318	A	Southeastern La.	88 72					
				331	H	New Orleans	80 70	287	A	Lamar	54 63					
				248	A	Houston Baptist	76 55	287	H	Lamar	90 62					
				318	H	Southeastern La.	72 70	248	H	Houston Baptist	77 60					
				313	A	A&M-Corpus Christi	71 65	329	A	Incarnate Word	86 71					

Non-Div I Games: Southwest (NM) 91 39 Schreiner 79 51 Wayland Baptist 96 71 Missouri Valley 96 35

Abilene Christian

Loss, Non-Conf, S Site, H Home A Away N Neutral

Air Force

Through Games Of March 6, 2016

Average RPI Win:	321	WON-LOST	WINNING	LAST 10	STRENGTH OF	OPP. STRENGTH	TEAM	ADJ.	CONF.	ADJ CONF.
Average RPI Loss:	181	RECORD	PCT. RANK	GAMES	SCHEDULE	OF SCHEDULE	RPI	RPI	RPI	RPI
DIV. I ONLY	1- 28	349	1- 9	206	212	341	341	20	20	
DIV. I NON-CONF.	0- 11	338	0- 0	229	199	340	340	20	20	
TOTALS	RPI 1-25	RPI 26-50	W-L RECORDS	RPI 51-100	RPI 101-150	RPI 150+				
1- 28	0- 0	0- 2	OVERALL	0- 3	0- 4	1- 19				
1- 11	0- 0	0- 1	HOME	0- 1	0- 1	1- 8				
0- 17	0- 0	0- 1	AWAY	0- 2	0- 3	0- 11				
0- 0	0- 0	0- 0	NEUTRAL	0- 0	0- 0	0- 0				
0- 11	0- 0	0- 0	NON-CONFERENCE	0- 3	0- 1	0- 7				
0- 3	0- 0	0- 0	HOME	0- 1	0- 0	0- 2				
0- 8	0- 0	0- 0	AWAY	0- 2	0- 1	0- 5				
0- 0	0- 0	0- 0	NEUTRAL	0- 0	0- 0	0- 0				
1- 17	0- 0	0- 2	CONFERENCE	0- 0	0- 3	1- 12				
1- 8	0- 0	0- 1	HOME	0- 0	0- 1	1- 6				
0- 9	0- 0	0- 1	AWAY	0- 0	0- 2	0- 6				
0- 0	0- 0	0- 0	NEUTRAL	0- 0	0- 0	0- 0				

RPI S	Opponent	Score	RPI S	Opponent	Score	RPI S	Opponent	Score	RPI S	Opponent	Score	Team's RPI: 341
44	A Colorado St.	47 71	44	H Colorado St.	48 81	61	A Santa Clara	34 68	109	A Gonzaga	35 88	
						74	A Vanderbilt	29 86	117	A Fresno St.	46 70	
						83	H Eastern Mich.	59 72	117	H Fresno St.	48 63	
									149	A Boise St.	48 61	
									169	A George Mason	52 69	
									176	A New Mexico	36 58	
									176	H New Mexico	33 63	
									181	A Eastern Wash.	44 65	
									188	A UC Davis	40 66	
									192	A San Jose St.	60 81	
									192	H San Jose St.	49 72	
									202	A UNLV	51 62	
									202	H UNLV	56 60	
									224	A Utah St.	40 64	
									224	H Utah St.	53 66	
									227	H Grand Canyon	39 73	
									228	A Navy	46 64	
									244	A Wyoming	56 84	
									244	H Wyoming	45 67	
									255	H San Diego St.	66 69	
									300	H Denver	48 57	
									321	A Nevada	57 68	
									321	H Nevada	59 53	
									335	A Southern Utah	56 75	
LAST 12 Division I GAMES:												
44	H Colorado St.	48 81	321	H Nevada	59 53							
224	A Utah St.	40 64	149	A Boise St.	48 61							
117	H Fresno St.	48 63	244	A Wyoming	56 84							
176	A New Mexico	36 58	192	H San Jose St.	49 72							
202	A UNLV	51 62	176	H New Mexico	33 63							
255	H San Diego St.	66 69	117	A Fresno St.	46 70							

Non-Div I Games:

Air Force

■ Loss,
 ■ Non-Conf,
 ■ S Site,
 ■ Home
 ■ A Away
 N Neutral

Average RPI Win: 211	WON-LOST	WINNING	LAST 10	STRENGTH OF	OPP. STRENGTH	TEAM	ADJ.	CONF.	ADJ CONF.
Average RPI Loss: 105	RECORD	PCT. RANK	GAMES	SCHEDULE	OF SCHEDULE	RPI	RPI	RPI	RPI
DIV. I ONLY	16- 12	133	7- 3	125	136	122	122	11	11
DIV. I NON-CONF.	5- 5	160	0- 0	184	128	162	162	13	13
TOTALS	RPI 1-25	RPI 26-50	W-L RECORDS	RPI 51-100	RPI 101-150	RPI 150+			
16- 12	0- 0	0- 2	OVERALL	2- 6	5- 1	9- 3			
9- 4	0- 0	0- 1	HOME	1- 2	3- 0	5- 1			
7- 6	0- 0	0- 1	AWAY	1- 3	2- 1	4- 1			
0- 2	0- 0	0- 0	NEUTRAL	0- 1	0- 0	0- 1			
5- 5	0- 0	0- 0	NON-CONFERENCE	0- 3	2- 0	3- 2			
3- 1	0- 0	0- 0	HOME	0- 1	1- 0	2- 0			
2- 2	0- 0	0- 0	AWAY	0- 1	1- 0	1- 1			
0- 2	0- 0	0- 0	NEUTRAL	0- 1	0- 0	0- 1			
11- 7	0- 0	0- 2	CONFERENCE	2- 3	3- 1	6- 1			
6- 3	0- 0	0- 1	HOME	1- 1	2- 0	3- 1			
5- 4	0- 0	0- 1	AWAY	1- 2	1- 1	3- 0			
0- 0	0- 0	0- 0	NEUTRAL	0- 0	0- 0	0- 0			

RPI S	Opponent	Score	RPI S	Opponent	Score	RPI S	Opponent	Score	RPI S	Opponent	Score	Team's RPI: 122
42	A Ohio	55 75	42	H Ohio	73 101	57	A Ball St.	71 78	105	H Toledo	81 71	
						68	H FGCU	64 82	126	H Youngstown St.	74 49	
						70	A Central Mich.	60 81	131	A Buffalo	69 61	
						70	H Central Mich.	77 97	131	H Buffalo	62 49	
						82	A San Diego	65 86	141	A Western Mich.	65 69	
						83	A Eastern Mich.	68 65	150	A Northern Ky.	77 75	
						83	H Eastern Mich.	75 72	164	A Fla. Atlantic	77 91	
						96	N UNI	51 59	173	N Northern Colo.	65 78	
									241	A Valparaiso	85 74	
									257	A Bowling Green	71 55	
									257	H Bowling Green	71 61	
									260	H Northern Ill.	58 65	
									278	H UCF	74 54	
									281	A Miami (OH)	65 62	
									281	H Miami (OH)	77 65	
									319	A Kent St.	70 60	
									319	H Kent St.	78 66	
									326	H Winthrop	76 59	
LAST 12 Division I GAMES:												
257	H Bowling Green	71 61	141	A Western Mich.	65 69							
131	H Buffalo	62 49	281	H Miami (OH)	77 65							
319	A Kent St.	70 60	57	A Ball St.	71 78							
281	A Miami (OH)	65 62	83	H Eastern Mich.	75 72							
42	H Ohio	73 101	42	A Ohio	55 75							
319	H Kent St.	78 66	70	A Central Mich.	60 81							

Non-Div I Games: Rochester College 103 37

Akron

■ Loss,
 ■ Non-Conf,
 ■ S Site,
 ■ H Home
 ■ A Away
 N Neutral

Alabama

Through Games Of March 6, 2016

Average RPI Win:	207	WON-LOST	WINNING	LAST 10	STRENGTH OF	OPP. STRENGTH	TEAM	ADJ.	CONF.	ADJ CONF.
Average RPI Loss:	56	RECORD	PCT. RANK	GAMES	SCHEDULE	OF SCHEDULE	RPI	RPI	RPI	RPI
DIV. I ONLY	15- 15	164	2- 8	136	59	160	160	2	2	
DIV. I NON-CONF.	11- 2	28	0- 0	318	312	119	119	2	2	
TOTALS	RPI 1-25	RPI 26-50	W-L RECORDS	RPI 51-100	RPI 101-150	RPI 150+				
15- 15	0- 5	2- 2	OVERALL	2- 5	1- 3	10- 0				
13- 4	0- 2	2- 0	HOME	1- 2	1- 0	9- 0				
0- 10	0- 3	0- 2	AWAY	0- 3	0- 2	0- 0				
2- 1	0- 0	0- 0	NEUTRAL	1- 0	0- 1	1- 0				
11- 2	0- 0	0- 0	NON-CONFERENCE	2- 1	0- 1	9- 0				
9- 0	0- 0	0- 0	HOME	1- 0	0- 0	8- 0				
0- 2	0- 0	0- 0	AWAY	0- 1	0- 1	0- 0				
2- 0	0- 0	0- 0	NEUTRAL	1- 0	0- 0	1- 0				
4- 13	0- 5	2- 2	CONFERENCE	0- 4	1- 2	1- 0				
4- 4	0- 2	2- 0	HOME	0- 2	1- 0	1- 0				
0- 8	0- 3	0- 2	AWAY	0- 2	0- 1	0- 0				
0- 1	0- 0	0- 0	NEUTRAL	0- 0	0- 1	0- 0				

RPI	S	Opponent	Score	RPI	S	Opponent	Score	RPI	S	Opponent	Score	RPI	S	Opponent	Score	Team's RPI: 160
3	H	South Carolina	46 66	27	A	Tennessee	42 70	56	A	Auburn	59 72	104	A	UT Martin	65 83	
12	A	Kentucky	48 73	27	H	Tennessee	54 46	56	H	Auburn	55 59	119	H	LSU	62 45	
19	H	Texas A&M	56 59	39	H	Georgia	64 50	67	N	Middle Tenn.	64 46	119	N	LSU	49 58	
23	A	Mississippi St.	52 61	43	A	Missouri	52 63	72	A	Georgia Tech	58 70	140	A	Arkansas	67 69	
24	A	Florida	72 80					74	A	Vanderbilt	52 67	177	H	Ole Miss	48 37	
								74	H	Vanderbilt	48 54	186	H	Grambling	72 57	
								100	H	Georgetown	78 66	211	N	Utah Valley	67 60	
												262	H	Appalachian St.	93 59	
												273	H	Georgia St.	72 56	
												295	H	Alcorn	97 50	
												327	H	North Florida	69 47	
												333	H	Lipscomb	68 49	
												346	H	Alabama A&M	96 44	
												349	H	Mississippi Val.	98 35	
LAST 12 Division I GAMES:																
119	N	LSU	49 58	56	H	Auburn	55 59									
23	A	Mississippi St.	52 61	177	H	Ole Miss	48 37									
27	H	Tennessee	54 46	27	A	Tennessee	42 70									
3	H	South Carolina	46 66	19	H	Texas A&M	56 59									
140	A	Arkansas	67 69	74	A	Vanderbilt	52 67									
43	A	Missouri	52 63	24	A	Florida	72 80									

Non-Div I Games:

Alabama

■ Loss,
■ Non-Conf,
■ S Site,
■ H Home
■ A Away
N Neutral

Average RPI Win:	344	WON-LOST	WINNING	LAST 10	STRENGTH OF	OPP. STRENGTH	TEAM	ADJ.	CONF.	ADJ CONF.
Average RPI Loss:	219	RECORD	PCT. RANK	GAMES	SCHEDULE	OF SCHEDULE	RPI	RPI	RPI	RPI
DIV. I ONLY	3- 24	339	1- 9	308	347	346	346	31	31	
DIV. I NON-CONF.	0- 9	338	0- 0	166	258	330	330	31	31	
TOTALS	RPI 1-25	RPI 26-50	W-L RECORDS	RPI 51-100	RPI 101-150	RPI 150+				
3- 24	0- 0	0- 0	OVERALL	0- 2	0- 2	3- 20				
2- 12	0- 0	0- 0	HOME	0- 2	0- 1	2- 9				
1- 12	0- 0	0- 0	AWAY	0- 0	0- 1	1- 11				
0- 0	0- 0	0- 0	NEUTRAL	0- 0	0- 0	0- 0				
0- 9	0- 0	0- 0	NON-CONFERENCE	0- 2	0- 2	0- 5				
0- 5	0- 0	0- 0	HOME	0- 2	0- 1	0- 2				
0- 4	0- 0	0- 0	AWAY	0- 0	0- 1	0- 3				
0- 0	0- 0	0- 0	NEUTRAL	0- 0	0- 0	0- 0				
3- 15	0- 0	0- 0	CONFERENCE	0- 0	0- 0	3- 15				
2- 7	0- 0	0- 0	HOME	0- 0	0- 0	2- 7				
1- 8	0- 0	0- 0	AWAY	0- 0	0- 0	1- 8				
0- 0	0- 0	0- 0	NEUTRAL	0- 0	0- 0	0- 0				

RPI S	Opponent	Score	RPI S	Opponent	Score	RPI S	Opponent	Score	RPI S	Opponent	Score	Team's RPI: 346
						54	H Saint Louis	60 91	112	H Samford	30 54	
						78	H Belmont	28 78	134	A Marshall	45 81	
									155	A Southern U.	38 77	
									155	H Southern U.	62 68	
									160	A Alabama	44 96	
									177	A Ole Miss	42 103	
									186	A Grambling	56 75	
									186	H Grambling	67 75	
									231	H Southeast Mo. St.	58 69	
									235	A Texas Southern	41 72	
									235	H Texas Southern	38 57	
									251	A Alabama St.	50 86	
									251	H Alabama St.	63 77	
									264	H Murray St.	59 76	
									279	A Prairie View	72 93	
									279	H Prairie View	52 67	
									295	A Alcorn	52 68	
									295	H Alcorn	64 81	
									306	A Morehead St.	69 112	
									307	A Jackson St.	58 59	
									307	H Jackson St.	66 69	
									334	A Ark.-Pine Bluff	60 69	
									334	H Ark.-Pine Bluff	78 70	
									349	A Mississippi Val.	84 74	
									349	H Mississippi Val.	79 68	
LAST 12 Division I GAMES:												
			307	H Jackson St.	66 69		251	H Alabama St.	63 77			
			186	H Grambling	67 75		349	A Mississippi Val.	84 74			
			279	A Prairie View	72 93		334	A Ark.-Pine Bluff	60 69			
			235	A Texas Southern	41 72		235	H Texas Southern	38 57			
			155	H Southern U.	62 68		279	H Prairie View	52 67			
			295	H Alcorn	64 81		155	A Southern U.	38 77			

Non-Div I Games: Tuskegee 66 55

Alabama A&M

■ Loss,
 ■ Non-Conf, S Site,
 ■ Home
 ■ Away
 N Neutral

Average RPI Win:	285	WON-LOST	WINNING	LAST 10	STRENGTH OF	OPP. STRENGTH	TEAM	ADJ.	CONF.	ADJ CONF.
Average RPI Loss:	196	RECORD	PCT. RANK	GAMES	SCHEDULE	OF SCHEDULE	RPI	RPI	RPI	RPI
DIV. I ONLY	15- 11	131	8- 2	333	344	251	251	31	31	
DIV. I NON-CONF.	1- 7	318	0- 0	238	229	322	322	31	31	
TOTALS	RPI 1-25	RPI 26-50	W-L RECORDS	RPI 51-100	RPI 101-150	RPI 150+				
15- 11	0- 0	0- 0	OVERALL	0- 1	0- 2	15- 8				
8- 5	0- 0	0- 0	HOME	0- 0	0- 2	8- 3				
6- 5	0- 0	0- 0	AWAY	0- 1	0- 0	6- 4				
1- 1	0- 0	0- 0	NEUTRAL	0- 0	0- 0	1- 1				
1- 7	0- 0	0- 0	NON-CONFERENCE	0- 1	0- 2	1- 4				
0- 4	0- 0	0- 0	HOME	0- 0	0- 2	0- 2				
0- 2	0- 0	0- 0	AWAY	0- 1	0- 0	0- 1				
1- 1	0- 0	0- 0	NEUTRAL	0- 0	0- 0	1- 1				
14- 4	0- 0	0- 0	CONFERENCE	0- 0	0- 0	14- 4				
8- 1	0- 0	0- 0	HOME	0- 0	0- 0	8- 1				
6- 3	0- 0	0- 0	AWAY	0- 0	0- 0	6- 3				
0- 0	0- 0	0- 0	NEUTRAL	0- 0	0- 0	0- 0				

RPI 1-25			RPI 26-50			RPI 51-100			RPI 101+			Team's RPI: 251
RPI	S	Opponent	Score	RPI	S	Opponent	Score	RPI	S	Opponent	Score	
						72 A Georgia Tech	54 80					
								112 H Samford			35 54	
								142 H Troy			59 73	
								155 A Southern U.			60 59	
								155 H Southern U.			55 57	
								171 A Southern Miss.			44 65	
								184 H South Ala.			43 47	
								186 A Grambling			69 89	
								186 H Grambling			69 60	
								229 N Siena			57 53	
								235 A Texas Southern			58 48	
								235 H Texas Southern			57 51	
								258 N Tennessee St.			64 74	
								279 A Prairie View			60 63	
								279 H Prairie View			65 54	
								293 H Savannah St.			49 60	
								295 A Alcorn			52 51	
								295 H Alcorn			64 51	
								307 A Jackson St.			69 70	
								307 H Jackson St.			63 57	
								334 A Ark.-Pine Bluff			68 53	
								334 H Ark.-Pine Bluff			72 63	
								346 A Alabama A&M			77 63	
								346 H Alabama A&M			86 50	
								349 A Mississippi Val.			79 51	
								349 H Mississippi Val.			100 50	
LAST 12 Division I GAMES:												
						186 H Grambling	69 60					
						307 H Jackson St.	63 57					
						235 A Texas Southern	58 48					
						279 A Prairie View	60 63					
						295 H Alcorn	64 51					
						155 H Southern U.	55 57					
						346 A Alabama A&M	77 63					
						334 A Ark.-Pine Bluff	68 53					
						349 A Mississippi Val.	79 51					
						279 H Prairie View	65 54					
						235 H Texas Southern	57 51					
						295 A Alcorn	52 51					

Non-Div I Games: Mobile 71 56

Alabama St.

■ Loss,
 ■ Non-Conf,
 ■ S Site,
 ■ Home
 ■ A Away
 N Neutral

Average RPI Win: 221		WON-LOST	WINNING	LAST 10	STRENGTH OF	OPP. STRENGTH	TEAM	ADJ.	CONF.	ADJ CONF.
Average RPI Loss: 53		RECORD	PCT. RANK	GAMES	SCHEDULE	OF SCHEDULE	RPI	RPI	RPI	RPI
DIV. I ONLY		26- 4	13	9- 1	245	171	49	49	16	16
DIV. I NON-CONF.		9- 3	69	0- 0	230	100	71	71	19	19
TOTALS	RPI 1-25		RPI 26-50		W-L RECORDS		RPI 51-100		RPI 101-150	RPI 150+
26- 4	0- 0		0- 1		OVERALL		1- 3		1- 0	24- 0
11- 0	0- 0		0- 0		HOME		1- 0		0- 0	10- 0
12- 4	0- 0		0- 1		AWAY		0- 3		0- 0	12- 0
3- 0	0- 0		0- 0		NEUTRAL		0- 0		1- 0	2- 0
9- 3	0- 0		0- 1		NON-CONFERENCE		0- 2		1- 0	8- 0
3- 0	0- 0		0- 0		HOME		0- 0		0- 0	3- 0
4- 3	0- 0		0- 1		AWAY		0- 2		0- 0	4- 0
2- 0	0- 0		0- 0		NEUTRAL		0- 0		1- 0	1- 0
17- 1	0- 0		0- 0		CONFERENCE		1- 1		0- 0	16- 0
8- 0	0- 0		0- 0		HOME		1- 0		0- 0	7- 0
8- 1	0- 0		0- 0		AWAY		0- 1		0- 0	8- 0
1- 0	0- 0		0- 0		NEUTRAL		0- 0		0- 0	1- 0

[illegible]

Non-Div I Games:

Albany (NY)

Loss, Non-Conf, S Site, H Home A Away N Neutral

Average RPI Win: 293	WON-LOST	WINNING	LAST 10	STRENGTH OF	OPP. STRENGTH	TEAM	ADJ.	CONF.	ADJ CONF.
Average RPI Loss: 202	RECORD	PCT. RANK	GAMES	SCHEDULE	OF SCHEDULE	RPI	RPI	RPI	RPI
DIV. I ONLY	8- 18	277	6- 4	291	343	295	295	31	31
DIV. I NON-CONF.	0- 8	338	0- 0	70	187	298	298	31	31
TOTALS	RPI 1-25	RPI 26-50	W-L RECORDS	RPI 51-100	RPI 101-150	RPI 150+			
8- 18	0- 0	0- 1	OVERALL	0- 1	0- 4	8- 12			
5- 4	0- 0	0- 0	HOME	0- 0	0- 0	5- 4			
3- 14	0- 0	0- 0	AWAY	0- 1	0- 2	3- 5			
0- 0	0- 0	0- 0	NEUTRAL	0- 0	0- 0	0- 0			
0- 8	0- 0	0- 1	NON-CONFERENCE	0- 1	0- 4	0- 2			
0- 0	0- 0	0- 0	HOME	0- 0	0- 0	0- 0			
0- 8	0- 0	0- 1	AWAY	0- 1	0- 4	0- 2			
0- 0	0- 0	0- 0	NEUTRAL	0- 0	0- 0	0- 0			
8- 10	0- 0	0- 0	CONFERENCE	0- 0	0- 0	8- 10			
5- 4	0- 0	0- 0	HOME	0- 0	0- 0	5- 4			
3- 6	0- 0	0- 0	AWAY	0- 0	0- 0	3- 6			
0- 0	0- 0	0- 0	NEUTRAL	0- 0	0- 0	0- 0			

RPI 1-25	RPI 26-50	RPI 51-100	RPI 101+ Team's RPI: 295
RPI S Opponent Score	RPI S Opponent Score	RPI S Opponent Score	RPI S Opponent Score
	40 Arkansas St. 50 82	99 Central Ark. 35 58	101 Northwestern 47 91
			127 Iowa St. 41 91
			133 La.-Lafayette 61 73
			147 East Carolina 58 87
			155 Southern U. 57 66
			155 Southern U. 85 74
			160 Alabama 50 97
			186 Grambling 70 66
			186 Grambling 76 85
			235 Texas Southern 39 68
			235 Texas Southern 41 53
			251 Alabama St. 51 64
			251 Alabama St. 51 52
			279 Prairie View 54 58
			279 Prairie View 70 65
			296 Jacksonville St. 65 67
			307 Jackson St. 65 79
			307 Jackson St. 66 73
			334 Ark.-Pine Bluff 69 71
			334 Ark.-Pine Bluff 81 53
			346 Alabama A&M 81 64
			346 Alabama A&M 68 52
			349 Mississippi Val. 81 66
			349 Mississippi Val. 75 39
LAST 12 Division I GAMES:			
235 Texas Southern 41 53	349 Mississippi Val. 75 39		
279 Prairie View 70 65	186 Grambling 70 66		
155 Southern U. 85 74	307 Jackson St. 65 79		
251 Alabama St. 51 64	155 Southern U. 57 66		
346 Alabama A&M 81 64	251 Alabama St. 51 52		
334 Ark.-Pine Bluff 81 53	346 Alabama A&M 68 52		

Non-Div I Games: Mt. Mercy 60 56 Delta St. 66 57

Alcorn

Loss, Non-Conf, S Site, Home Away N Neutral

Average RPI Win:	274	WON-LOST	WINNING	LAST 10	STRENGTH OF	OPP. STRENGTH	TEAM	ADJ.	CONF.	ADJ CONF.
Average RPI Loss:	165	RECORD	PCT. RANK	GAMES	SCHEDULE	OF SCHEDULE	RPI	RPI	RPI	RPI
DIV. I ONLY	8- 22	291	3- 7	156	289	276	276	27	27	
DIV. I NON-CONF.	2- 9	296	0- 0	25	171	201	201	27	27	
TOTALS	RPI 1-25	RPI 26-50	W-L RECORDS	RPI 51-100	RPI 101-150	RPI 150+				
8- 22	0- 0	0- 3	OVERALL	0- 6	0- 2	8- 11				
5- 9	0- 0	0- 0	HOME	0- 4	0- 1	5- 4				
3- 13	0- 0	0- 3	AWAY	0- 2	0- 1	3- 7				
0- 0	0- 0	0- 0	NEUTRAL	0- 0	0- 0	0- 0				
2- 9	0- 0	0- 3	NON-CONFERENCE	0- 2	0- 2	2- 2				
1- 3	0- 0	0- 0	HOME	0- 2	0- 1	1- 0				
1- 6	0- 0	0- 3	AWAY	0- 0	0- 1	1- 2				
0- 0	0- 0	0- 0	NEUTRAL	0- 0	0- 0	0- 0				
6- 13	0- 0	0- 0	CONFERENCE	0- 4	0- 0	6- 9				
4- 6	0- 0	0- 0	HOME	0- 2	0- 0	4- 4				
2- 7	0- 0	0- 0	AWAY	0- 2	0- 0	2- 5				
0- 0	0- 0	0- 0	NEUTRAL	0- 0	0- 0	0- 0				

RPI S	Opponent	Score	RPI S	Opponent	Score	RPI S	Opponent	Score	RPI S	Opponent	Score	Team's RPI: 276
26	A George Washington	48 78	65	H Hofstra	51 60	125	A Pittsburgh	58 76				
32	A Princeton	34 72	66	A Army West Point	51 87	139	H Wake Forest	70 71				
35	A James Madison	45 74	66	H Army West Point	42 52	185	A UMBC	46 47				
			88	H Elon	54 62	203	A William & Mary	51 62				
			89	A Bucknell	54 60	214	A Dartmouth	45 41				
			89	H Bucknell	60 66	220	A Lehigh	59 55				
						220	H Lehigh	52 61				
						228	A Navy	52 65				
						228	H Navy	61 56				
						230	A Loyola Maryland	46 52				
						230	H Loyola Maryland	50 55				
						247	H Manhattan	52 48				
						254	A Holy Cross	54 59				
						254	H Holy Cross	50 59				
						299	A Colgate	49 37				
						299	H Colgate	64 56				
						328	A Lafayette	59 63				
						328	H Lafayette	51 60				
						344	A Boston U.	59 63				
						344	H Boston U.	61 53				
						344	H Boston U.	79 33				
LAST 12 Division I GAMES:												
344	H Boston U.	61 53	66	A Army West Point	51 87							
228	H Navy	61 56	344	H Boston U.	79 33							
230	H Loyola Maryland	50 55	220	H Lehigh	52 61							
228	A Navy	52 65	89	A Bucknell	54 60							
254	H Holy Cross	50 59	299	H Colgate	64 56							
328	A Lafayette	59 63	254	A Holy Cross	54 59							

Non-Div I Games:

American

■ Loss,
 ■ Non-Conf,
 ■ S Site,
 ■ H Home
 ■ A Away
 N Neutral

Average RPI Win: 220	WON-LOST	WINNING	LAST 10	STRENGTH OF	OPP. STRENGTH	TEAM	ADJ.	CONF.	ADJ CONF.
Average RPI Loss: 162	RECORD	PCT. RANK	GAMES	SCHEDULE	OF SCHEDULE	RPI	RPI	RPI	RPI
DIV. I ONLY	10- 19	259	4- 6	194	198	262	262	15	15
DIV. I NON-CONF.	3- 6	234	0- 0	215	214	272	272	14	14
TOTALS	RPI 1-25	RPI 26-50	W-L RECORDS	RPI 51-100	RPI 101-150	RPI 150+			
10- 19	0- 0	0- 2	OVERALL	0- 1	2- 7	8- 9			
6- 8	0- 0	0- 1	HOME	0- 0	1- 4	5- 3			
4- 9	0- 0	0- 1	AWAY	0- 0	1- 3	3- 5			
0- 2	0- 0	0- 0	NEUTRAL	0- 1	0- 0	0- 1			
3- 6	0- 0	0- 0	NON-CONFERENCE	0- 1	0- 1	3- 4			
3- 1	0- 0	0- 0	HOME	0- 0	0- 1	3- 0			
0- 3	0- 0	0- 0	AWAY	0- 0	0- 0	0- 3			
0- 2	0- 0	0- 0	NEUTRAL	0- 1	0- 0	0- 1			
7- 13	0- 0	0- 2	CONFERENCE	0- 0	2- 6	5- 5			
3- 7	0- 0	0- 1	HOME	0- 0	1- 3	2- 3			
4- 6	0- 0	0- 1	AWAY	0- 0	1- 3	3- 2			
0- 0	0- 0	0- 0	NEUTRAL	0- 0	0- 0	0- 0			

RPI S	Opponent	Score	RPI S	Opponent	Score	RPI S	Opponent	Score	RPI S	Opponent	Score	Team's RPI: 262
40	A Arkansas St.	60 83	40	H Arkansas St.	74 83	62	N South Dakota	60 87	103	A Little Rock	50 67	
									103	H Little Rock	67 72	
									128	H Liberty	68 74	
									133	A La.-Lafayette	51 60	
									133	H La.-Lafayette	76 59	
									142	A Troy	96 81	
									142	H Troy	89 100	
									146	A UT Arlington	58 65	
									146	H UT Arlington	45 76	
									153	A North Carolina	59 68	
									160	A Alabama	59 93	
									166	H ETSU	70 52	
									184	A South Ala.	55 71	
									184	H South Ala.	54 68	
									196	H Richmond	73 59	
									215	H Furman	92 78	
									226	A Col. of Charleston	50 60	
									242	A Texas St.	76 87	
									242	H Texas St.	90 71	
									272	A La.-Monroe	57 54	
									272	H La.-Monroe	64 52	
									273	A Georgia St.	72 69	
									273	H Georgia St.	75 80	
									290	A Ga. Southern	68 62	
									290	H Ga. Southern	50 65	
									322	N Delaware St.	69 76	
LAST 12 Division I GAMES:												
40	H Arkansas St.	74 83	146	A UT Arlington	58 65							
103	H Little Rock	67 72	242	A Texas St.	76 87							
273	A Georgia St.	72 69	272	H La.-Monroe	64 52							
290	A Ga. Southern	68 62	133	H La.-Lafayette	76 59							
142	H Troy	89 100	184	A South Ala.	55 71							
184	H South Ala.	54 68	142	A Troy	96 81							

Non-Div I Games:

Appalachian St.

■ Loss,
 ■ Non-Conf, S Site,
 ■ Home
 ■ Away
 N Neutral

Average RPI Win:	166	WON-LOST	WINNING	LAST 10	STRENGTH OF	OPP. STRENGTH	TEAM	ADJ.	CONF.	ADJ CONF.
Average RPI Loss:	52	RECORD	PCT. RANK	GAMES	SCHEDULE	OF SCHEDULE	RPI	RPI	RPI	RPI
DIV. I ONLY	13- 19	230	2- 8	31	25	123	123	1	1	
DIV. I NON-CONF.	9- 3	69	0- 0	138	227	86	86	1	1	
TOTALS	RPI 1-25	RPI 26-50	W-L RECORDS	RPI 51-100	RPI 101-150	RPI 150+				
13- 19	0- 8	0- 2	OVERALL	3- 8	2- 0	8- 1				
8- 7	0- 3	0- 1	HOME	1- 3	1- 0	6- 0				
3- 9	0- 1	0- 0	AWAY	1- 1	1- 0	1- 0				
2- 3	0- 1	0- 0	NEUTRAL	1- 1	0- 0	1- 1				
9- 3	0- 0	0- 0	NON-CONFERENCE	0- 2	2- 0	7- 1				
6- 0	0- 0	0- 0	HOME	0- 0	1- 0	5- 0				
2- 1	0- 0	0- 0	AWAY	0- 1	1- 0	1- 0				
1- 2	0- 0	0- 0	NEUTRAL	0- 1	0- 0	1- 1				
4- 16	0- 8	0- 2	CONFERENCE	3- 6	0- 0	1- 0				
2- 7	0- 3	0- 1	HOME	1- 3	0- 0	1- 0				
1- 8	0- 4	0- 1	AWAY	1- 3	0- 0	0- 0				
1- 1	0- 1	0- 0	NEUTRAL	1- 0	0- 0	0- 0				

RPI	S	Opponent	Score	RPI	S	Opponent	Score	RPI	S	Opponent	Score	RPI	S	Opponent	Score	Team's RPI: 123
5	A	Oregon St.	43 71	33	A	Washington	47 63	55	A	Southern California	63 56	105	A	Toledo	62 59	
9	A	Stanford	58 82	33	H	Washington	52 74	55	H	Southern California	57 67	107	H	New Mexico St.	68 64	
9	H	Stanford	34 59					68	N	FGCU	55 57	169	H	George Mason	68 60	
10	A	UCLA	53 80					82	A	San Diego	54 59	172	H	Pacific	69 56	
10	H	UCLA	39 73					85	A	Oregon	54 76	183	H	Louisiana Tech	77 67	
10	N	UCLA	51 72					85	N	Oregon	74 68	193	N	SMU	46 58	
11	A	Arizona St.	49 61					86	A	California	56 75	200	H	Colorado	63 52	
11	H	Arizona St.	47 62					86	H	California	57 52	206	N	Gardner-Webb	79 60	
								87	H	Utah	55 60	216	H	Kansas	67 52	
								93	A	Washington St.	46 67	240	A	North Texas	51 44	
								93	H	Washington St.	61 62	332	H	Howard	65 28	
LAST 12 Division I GAMES:																
10	N	UCLA	51 72	86	A	California	56 75									
85	N	Oregon	74 68	9	A	Stanford	58 82									
55	A	Southern California	63 56	10	H	UCLA	39 73									
10	A	UCLA	53 80	55	H	Southern California	57 67									
93	H	Washington St.	61 62	85	A	Oregon	54 76									
33	H	Washington	52 74	5	A	Oregon St.	43 71									

Non-Div I Games:

Arizona

Loss, Non-Conf, S Site, H Home A Away N Neutral

Average RPI Win:	104	WON-LOST	WINNING	LAST 10	STRENGTH OF	OPP. STRENGTH	TEAM	ADJ.	CONF.	ADJ CONF.
Average RPI Loss:	31	RECORD	PCT. RANK	GAMES	SCHEDULE	OF SCHEDULE	RPI	RPI	RPI	RPI
DIV. I ONLY	25- 6	27	7- 3	18	2	11	11	1	1	
DIV. I NON-CONF.	9- 3	69	0- 0	36	17	40	40	1	1	
TOTALS	RPI 1-25	RPI 26-50	W-L RECORDS	RPI 51-100	RPI 101-150	RPI 150+				
25- 6	5- 4	2- 0	OVERALL	9- 2	3- 0	6- 0				
13- 2	3- 1	1- 0	HOME	5- 1	1- 0	3- 0				
11- 2	2- 2	1- 0	AWAY	4- 0	2- 0	2- 0				
1- 2	0- 1	0- 0	NEUTRAL	0- 1	0- 0	1- 0				
9- 3	2- 2	0- 0	NON-CONFERENCE	1- 1	1- 0	5- 0				
4- 2	1- 1	0- 0	HOME	1- 1	0- 0	2- 0				
4- 0	1- 0	0- 0	AWAY	0- 0	1- 0	2- 0				
1- 1	0- 1	0- 0	NEUTRAL	0- 0	0- 0	1- 0				
16- 3	3- 2	2- 0	CONFERENCE	8- 1	2- 0	1- 0				
9- 0	2- 0	1- 0	HOME	4- 0	1- 0	1- 0				
7- 2	1- 2	1- 0	AWAY	4- 0	1- 0	0- 0				
0- 1	0- 0	0- 0	NEUTRAL	0- 1	0- 0	0- 0				

RPI	S	Opponent	Score	RPI	S	Opponent	Score	RPI	S	Opponent	Score	RPI	S	Opponent	Score
3	N	South Carolina	58 60	33	A	Washington	68 61	55	A	Southern California	50 45	118	A	Hawaii	75 49
5	A	Oregon St.	44 67	33	H	Washington	77 57	55	H	Southern California	69 68	123	A	Arizona	62 47
9	A	Stanford	63 61					71	H	VCU	48 57	123	H	Arizona	61 49
9	H	Stanford	49 31					85	A	Oregon	63 58	193	A	SMU	64 57
10	A	UCLA	61 74					86	A	California	64 49	200	H	Colorado	64 37
10	H	UCLA	65 61					86	H	California	57 49	212	N	CSU Bakersfield	60 47
12	H	Kentucky	64 68					86	N	California	64 75	217	A	Hartford	60 29
13	A	Syracuse	61 54					87	H	Utah	80 60	249	H	Columbia	70 49
15	H	Florida St.	68 56					93	A	Washington St.	63 45	298	H	CSUN	69 46
								93	H	Washington St.	61 39				
								97	H	Marquette	90 80				
LAST 12 Division I GAMES:															
86	N	California	64 75	86	A	California	64 49								
10	A	UCLA	61 74	55	H	Southern California	69 68								
55	A	Southern California	50 45	10	H	UCLA	65 61								
33	H	Washington	77 57	5	A	Oregon St.	44 67								
93	H	Washington St.	61 39	85	A	Oregon	63 58								
9	A	Stanford	63 61	123	A	Arizona	62 47								

Non-Div I Games:

Arizona St.

Loss, Non-Conf, S Site, H Home A Away N Neutral

Average RPI Win:	298	WON-LOST	WINNING	LAST 10	STRENGTH OF	OPP. STRENGTH	TEAM	ADJ.	CONF.	ADJ CONF.
Average RPI Loss:	203	RECORD	PCT. RANK	GAMES	SCHEDULE	OF SCHEDULE	RPI	RPI	RPI	RPI
DIV. I ONLY	6- 19	301	4- 6	324	324	334	334	31	31	
DIV. I NON-CONF.	0- 7	338	0- 0	198	9	323	323	31	31	
TOTALS	RPI 1-25	RPI 26-50	W-L RECORDS	RPI 51-100	RPI 101-150	RPI 150+				
6- 19	0- 0	0- 1	OVERALL	0- 1	0- 3	6- 14				
5- 4	0- 0	0- 0	HOME	0- 0	0- 0	5- 4				
1- 15	0- 0	0- 1	AWAY	0- 0	0- 2	1- 4				
0- 0	0- 0	0- 0	NEUTRAL	0- 0	0- 0	0- 0				
0- 7	0- 0	0- 1	NON-CONFERENCE	0- 1	0- 3	0- 2				
0- 0	0- 0	0- 0	HOME	0- 0	0- 0	0- 0				
0- 7	0- 0	0- 1	AWAY	0- 1	0- 3	0- 2				
0- 0	0- 0	0- 0	NEUTRAL	0- 0	0- 0	0- 0				
6- 12	0- 0	0- 0	CONFERENCE	0- 0	0- 0	6- 12				
5- 4	0- 0	0- 0	HOME	0- 0	0- 0	5- 4				
1- 8	0- 0	0- 0	AWAY	0- 0	0- 0	1- 8				
0- 0	0- 0	0- 0	NEUTRAL	0- 0	0- 0	0- 0				

RPI S	Opponent	Score	RPI S	Opponent	Score	RPI S	Opponent	Score	RPI S	Opponent	Score	Team's RPI: 334
43	A Missouri	34 85	95	A Nebraska	46 96	105	A Toledo	47 74				
						127	A Iowa St.	41 70				
						137	A Texas Tech	40 84				
						155	A Southern U.	70 74				
						155	H Southern U.	61 78				
						165	A UAB	32 82				
						177	A Ole Miss	45 80				
						186	A Grambling	49 67				
						186	H Grambling	83 68				
						235	A Texas Southern	30 57				
						235	H Texas Southern	51 57				
						251	A Alabama St.	63 72				
						251	H Alabama St.	53 68				
						279	A Prairie View	55 70				
						279	H Prairie View	66 70				
						295	A Alcorn	53 81				
						295	H Alcorn	71 69				
						307	A Jackson St.	66 59				
						307	H Jackson St.	71 66				
						346	A Alabama A&M	70 78				
						346	H Alabama A&M	69 60				
						349	A Mississippi Val.	60 62				
						349	H Mississippi Val.	81 53				
LAST 12 Division I GAMES:												
349	H	Mississippi Val.	81	53	155	A	Southern U.	70	74			
307	A	Jackson St.	66	59	251	H	Alabama St.	53	68			
186	A	Grambling	49	67	346	H	Alabama A&M	69	60			
235	H	Texas Southern	51	57	307	H	Jackson St.	71	66			
279	H	Prairie View	66	70	186	H	Grambling	83	68			
295	A	Alcorn	53	81	235	A	Texas Southern	30	57			

Non-Div I Games: Talladega 73 83 Philander Smith 63 51 Tougaloo 65 51 Talladega 68 55
Ark.-Pine Bluff

Loss, Non-Conf, S Site, H Home A Away N Neutral

Arkansas

Through Games Of March 6, 2016

Average RPI Win:	166	WON-LOST	WINNING	LAST 10	STRENGTH OF	OPP. STRENGTH	TEAM	ADJ.	CONF.	ADJ CONF.
Average RPI Loss:	55	RECORD	PCT. RANK	GAMES	SCHEDULE	OF SCHEDULE	RPI	RPI	RPI	RPI
DIV. I ONLY	12- 18	232	3- 7	41	24	140	140	2	2	
DIV. I NON-CONF.	5- 8	209	0- 0	192	116	245	245	2	2	
TOTALS	RPI 1-25	RPI 26-50	W-L RECORDS	RPI 51-100	RPI 101-150	RPI 150+				
12- 18	1- 7	2- 4	OVERALL	1- 4	2- 1	6- 2				
11- 4	1- 2	2- 0	HOME	1- 1	1- 0	6- 1				
1- 10	0- 3	0- 3	AWAY	0- 3	1- 0	0- 1				
0- 4	0- 2	0- 1	NEUTRAL	0- 0	0- 1	0- 0				
5- 8	0- 2	0- 0	NON-CONFERENCE	0- 3	1- 1	4- 2				
5- 2	0- 0	0- 0	HOME	0- 1	1- 0	4- 1				
0- 3	0- 0	0- 0	AWAY	0- 2	0- 0	0- 1				
0- 3	0- 2	0- 0	NEUTRAL	0- 0	0- 1	0- 0				
7- 10	1- 5	2- 4	CONFERENCE	1- 1	1- 0	2- 0				
6- 2	1- 2	2- 0	HOME	1- 0	0- 0	2- 0				
1- 7	0- 3	0- 3	AWAY	0- 1	1- 0	0- 0				
0- 1	0- 0	0- 1	NEUTRAL	0- 0	0- 0	0- 0				

RPI	S	Opponent	Score	RPI	S	Opponent	Score	RPI	S	Opponent	Score	RPI	S	Opponent	Score	Team's RPI: 140
3	A	South Carolina	32 85	27	A	Tennessee	57 75	52	A	Rutgers	40 60	119	A	LSU	48 44	
5	N	Oregon St.	47 63	27	H	Tennessee	64 59	56	A	Auburn	60 71	133	N	La.-Lafayette	59 67	
6	N	Texas	50 61	27	N	Tennessee	51 68	60	A	South Dakota St.	69 76	138	H	Oral Roberts	65 50	
12	A	Kentucky	63 77	39	A	Georgia	57 72	74	H	Vanderbilt	57 56	160	H	Alabama	69 67	
19	H	Texas A&M	67 61	43	A	Missouri	48 69	91	H	Missouri St.	54 69	177	H	Ole Miss	60 49	
23	A	Mississippi St.	55 80	43	H	Missouri	64 52					179	A	Butler	57 63	
23	H	Mississippi St.	55 65									190	H	Tulsa	67 74	
24	H	Florida	66 71									236	H	Sam Houston St.	67 47	
												318	H	Southeastern La.	97 53	
												331	H	New Orleans	73 41	
												349	H	Mississippi Val.	86 46	
LAST 12 Division I GAMES:																
		27 N Tennessee	51 68			74 H Vanderbilt	57 56									
		177 H Ole Miss	60 49			27 A Tennessee	57 75									
		39 A Georgia	57 72			23 H Mississippi St.	55 65									
		12 A Kentucky	63 77			24 H Florida	66 71									
		160 H Alabama	69 67			56 A Auburn	60 71									
		43 A Missouri	48 69			119 A LSU	48 44									

Non-Div I Games:

Arkansas

■ Loss,
■ Non-Conf,
■ S Site,
■ H Home
■ A Away
N Neutral

Average RPI Win:	212	WON-LOST	WINNING	LAST 10	STRENGTH OF	OPP. STRENGTH	TEAM	ADJ.	CONF.	ADJ CONF.
Average RPI Loss:	66	RECORD	PCT. RANK	GAMES	SCHEDULE	OF SCHEDULE	RPI	RPI	RPI	RPI
DIV. I ONLY	25- 4	16	9- 1	166	200	40	40	15	15	
DIV. I NON-CONF.	6- 3	99	0- 0	85	203	52	52	14	14	
TOTALS	RPI 1-25	RPI 26-50	W-L RECORDS	RPI 51-100	RPI 101-150	RPI 150+				
25- 4	0- 1	0- 1	OVERALL	1- 1	8- 1	16- 0				
13- 0	0- 0	0- 0	HOME	0- 0	4- 0	9- 0				
12- 4	0- 1	0- 1	AWAY	1- 1	4- 1	7- 0				
0- 0	0- 0	0- 0	NEUTRAL	0- 0	0- 0	0- 0				
6- 3	0- 1	0- 1	NON-CONFERENCE	1- 1	1- 0	4- 0				
3- 0	0- 0	0- 0	HOME	0- 0	0- 0	3- 0				
3- 3	0- 1	0- 1	AWAY	1- 1	1- 0	1- 0				
0- 0	0- 0	0- 0	NEUTRAL	0- 0	0- 0	0- 0				
19- 1	0- 0	0- 0	CONFERENCE	0- 0	7- 1	12- 0				
10- 0	0- 0	0- 0	HOME	0- 0	4- 0	6- 0				
9- 1	0- 0	0- 0	AWAY	0- 0	3- 1	6- 0				
0- 0	0- 0	0- 0	NEUTRAL	0- 0	0- 0	0- 0				

RPI 1-25				RPI 26-50				Team's RPI: 40				RPI 51-100				RPI 101+			
RPI	S	Opponent	Score	RPI	S	Opponent	Score	RPI	S	Opponent	Score	RPI	S	Opponent	Score	RPI	S	Opponent	Score
24	A	Florida	72 76	41	A	Chattanooga	54 55	68	A	FGCU	62 48	103	A	Little Rock	69 71				
								95	A	Nebraska	71 79	103	H	Little Rock	66 53				
												104	A	UT Martin	76 74				
												133	A	La.-Lafayette	74 62				
												133	H	La.-Lafayette	83 56				
												142	A	Troy	101 81				
												142	H	Troy	94 80				
												146	A	UT Arlington	78 71				
												146	H	UT Arlington	66 44				
												184	A	South Ala.	66 53				
												184	H	South Ala.	58 51				
												242	A	Texas St.	74 59				
												242	H	Texas St.	87 50				
												262	A	Appalachian St.	83 74				
												262	H	Appalachian St.	83 60				
												269	H	Austin Peay	66 55				
												272	A	La.-Monroe	78 64				
												272	H	La.-Monroe	66 43				
												273	A	Georgia St.	85 64				
												273	H	Georgia St.	75 54				
												280	A	Tennessee Tech	77 55				
												290	A	Ga. Southern	79 52				
												290	H	Ga. Southern	77 54				
												291	H	Wichita St.	67 40				
												295	H	Alcorn	82 50				
LAST 12 Division I GAMES:																			
262	A	Appalachian St.	83 74	272	A	La.-Monroe	78 64												
103	A	Little Rock	69 71	133	A	La.-Lafayette	74 62												
146	H	UT Arlington	66 44	142	H	Troy	94 80												
242	H	Texas St.	87 50	184	H	South Ala.	58 51												
273	A	Georgia St.	85 64	290	H	Ga. Southern	77 54												
290	A	Ga. Southern	79 52	273	H	Georgia St.	75 54												

Non-Div I Games:

Arkansas St.

■ Loss,
■ Non-Conf,
■ S Site,
■ Home
■ A Away
N Neutral

Army West Point

Through Games Of March 6, 2016

Average RPI Win:	249	WON-LOST	WINNING	LAST 10	STRENGTH OF	OPP. STRENGTH	TEAM	ADJ.	CONF.	ADJ CONF.
Average RPI Loss:	68	RECORD	PCT. RANK	GAMES	SCHEDULE	OF SCHEDULE	RPI	RPI	RPI	RPI
DIV. I ONLY	25- 2	6	10- 0	299	294	66	66	27	27	
DIV. I NON-CONF.	8- 1	23	0- 0	261	244	69	69	27	27	
TOTALS	RPI 1-25	RPI 26-50	W-L RECORDS	RPI 51-100	RPI 101-150	RPI 150+				
25- 2	0- 0	1- 1	OVERALL	2- 1	0- 0	22- 0				
13- 0	0- 0	1- 0	HOME	2- 0	0- 0	10- 0				
11- 2	0- 0	0- 1	AWAY	0- 1	0- 0	11- 0				
1- 0	0- 0	0- 0	NEUTRAL	0- 0	0- 0	1- 0				
8- 1	0- 0	1- 1	NON-CONFERENCE	1- 0	0- 0	6- 0				
5- 0	0- 0	1- 0	HOME	1- 0	0- 0	3- 0				
3- 1	0- 0	0- 1	AWAY	0- 0	0- 0	3- 0				
0- 0	0- 0	0- 0	NEUTRAL	0- 0	0- 0	0- 0				
17- 1	0- 0	0- 0	CONFERENCE	1- 1	0- 0	16- 0				
8- 0	0- 0	0- 0	HOME	1- 0	0- 0	7- 0				
8- 1	0- 0	0- 0	AWAY	0- 1	0- 0	8- 0				
1- 0	0- 0	0- 0	NEUTRAL	0- 0	0- 0	1- 0				

RPI S	Opponent	Score	RPI S	Opponent	Score	RPI S	Opponent	Score	RPI S	Opponent	Score
47	A Duke	61 72	49	H Albany (NY)	65 62	81	H Quinnipiac	67 57	156	A Yale	65 61
						89	A Bucknell	69 79	220	A Lehigh	69 49
						89	H Bucknell	68 63	220	H Lehigh	63 39
									228	A Navy	49 34
									228	N Navy	75 38
									230	A Loyola Maryland	52 44
									230	H Loyola Maryland	70 37
									254	A Holy Cross	80 49
									254	H Holy Cross	77 58
									266	H Pepperdine	63 53
									275	H Central Conn. St.	81 52
									276	A American	52 42
									276	H American	87 51
									284	H Rider	57 42
									299	A Colgate	78 55
									299	H Colgate	67 55
									328	A Lafayette	78 45
									328	H Lafayette	84 57
									337	A St. Francis Brooklyn	74 35
									342	A NJIT	71 35
									344	A Boston U.	79 44
									344	H Boston U.	72 38

LAST 12 Division I GAMES:

344	A	Boston U.	79	44	299	A	Colgate	78	55
220	A	Lehigh	69	49	230	A	Loyola Maryland	52	44
344	H	Boston U.	72	38	328	H	Lafayette	84	57
228	A	Navy	49	34	89	H	Bucknell	68	63
254	A	Holy Cross	80	49	228	N	Navy	75	38
276	H	American	87	51	254	H	Holy Cross	77	58

Non-Div I Games: Emerson 86 47

Army West Point

Loss, Non-Conf, S Site, H Home A Away N Neutral

Average RPI Win:	163	WON-LOST	WINNING	LAST 10	STRENGTH OF	OPP. STRENGTH	TEAM	ADJ.	CONF.	ADJ CONF.
Average RPI Loss:	39	RECORD	PCT. RANK	GAMES	SCHEDULE	OF SCHEDULE	RPI	RPI	RPI	RPI
DIV. I ONLY	19- 12	107	6- 4	55	42	56	56	2	2	
DIV. I NON-CONF.	10- 3	61	0- 0	264	152	114	114	2	2	
TOTALS	RPI 1-25	RPI 26-50	W-L RECORDS	RPI 51-100	RPI 101-150	RPI 150+				
19- 12	2- 6	1- 3	OVERALL	2- 2	4- 1	10- 0				
9- 4	2- 2	0- 1	HOME	1- 0	2- 1	4- 0				
6- 7	0- 3	0- 2	AWAY	0- 2	1- 0	5- 0				
4- 1	0- 1	1- 0	NEUTRAL	1- 0	1- 0	1- 0				
10- 3	0- 0	0- 0	NON-CONFERENCE	1- 2	2- 1	7- 0				
4- 1	0- 0	0- 0	HOME	0- 0	1- 1	3- 0				
3- 2	0- 0	0- 0	AWAY	0- 2	0- 0	3- 0				
3- 0	0- 0	0- 0	NEUTRAL	1- 0	1- 0	1- 0				
9- 9	2- 6	1- 3	CONFERENCE	1- 0	2- 0	3- 0				
5- 3	2- 2	0- 1	HOME	1- 0	1- 0	1- 0				
3- 5	0- 3	0- 2	AWAY	0- 0	1- 0	2- 0				
1- 1	0- 1	1- 0	NEUTRAL	0- 0	0- 0	0- 0				

RPI 1-25				RPI 26-50				RPI 51-100 Team's RPI: 56				RPI 101+			
RPI	S	Opponent	Score	RPI	S	Opponent	Score	RPI	S	Opponent	Score	RPI	S	Opponent	Score
3	H	South Carolina	58 74	27	A	Tennessee	52 79	68	A	FGCU	45 52	108	H	Virginia	52 69
3	N	South Carolina	48 57	39	A	Georgia	30 63	74	H	Vanderbilt	53 45	119	A	LSU	63 53
12	A	Kentucky	47 54	43	H	Missouri	55 69	80	N	Minnesota	81 79	140	H	Arkansas	71 60
12	H	Kentucky	66 61	43	N	Missouri	47 45	97	A	Marquette	69 70	147	H	East Carolina	83 69
19	H	Texas A&M	49 57									149	N	Boise St.	55 53
23	A	Mississippi St.	45 60									160	A	Alabama	59 55
24	A	Florida	49 56									160	H	Alabama	72 59
24	H	Florida	80 58									165	H	UAB	85 71
												169	H	George Mason	88 59
												177	A	Ole Miss	65 60
												250	N	Coppin St.	69 54
												293	A	Savannah St.	62 40
												294	A	Towson	74 52
												318	A	Southeastern La.	80 68
												326	H	Winthrop	76 33
LAST 12 Division I GAMES:															
		3 N South Carolina	48 57			177 A Ole Miss	65 60								
		43 N Missouri	47 45			160 A Alabama	59 55								
		24 A Florida	49 56			74 H Vanderbilt	53 45								
		19 H Texas A&M	49 57			119 A LSU	63 53								
		43 H Missouri	55 69			39 A Georgia	30 63								
		24 H Florida	80 58			140 H Arkansas	71 60								

Non-Div I Games:

Auburn

■ Loss,
 ■ Non-Conf, S Site,
 ■ Home
 ■ Away
 N Neutral

Average RPI Win:	250	WON-LOST	WINNING	LAST 10	STRENGTH OF	OPP. STRENGTH	TEAM	ADJ.	CONF.	ADJ CONF.
Average RPI Loss:	149	RECORD	PCT. RANK	GAMES	SCHEDULE	OF SCHEDULE	RPI	RPI	RPI	RPI
DIV. I ONLY	8- 20	284	3- 7	152	213	269	269	24	24	
DIV. I NON-CONF.	0- 11	338	0- 0	35	85	275	275	24	24	
TOTALS	RPI 1-25	RPI 26-50	W-L RECORDS	RPI 51-100	RPI 101-150	RPI 150+				
8- 20	0- 0	0- 3	OVERALL	0- 5	1- 4	7- 8				
7- 3	0- 0	0- 0	HOME	0- 2	1- 1	6- 0				
1- 15	0- 0	0- 2	AWAY	0- 3	0- 3	1- 7				
0- 2	0- 0	0- 1	NEUTRAL	0- 0	0- 0	0- 1				
0- 11	0- 0	0- 3	NON-CONFERENCE	0- 4	0- 1	0- 3				
0- 2	0- 0	0- 0	HOME	0- 2	0- 0	0- 0				
0- 8	0- 0	0- 2	AWAY	0- 2	0- 1	0- 3				
0- 1	0- 0	0- 1	NEUTRAL	0- 0	0- 0	0- 0				
8- 9	0- 0	0- 0	CONFERENCE	0- 1	1- 3	7- 5				
7- 1	0- 0	0- 0	HOME	0- 0	1- 1	6- 0				
1- 7	0- 0	0- 0	AWAY	0- 1	0- 2	1- 4				
0- 1	0- 0	0- 0	NEUTRAL	0- 0	0- 0	0- 1				

RPI S	Opponent	Score	RPI S	Opponent	Score	RPI S	Opponent	Score	RPI S	Opponent	Score	Team's RPI: 269
37	A Western Ky.	69 88	57	A Ball St.	44 72	102	A Wright St.	56 77				
40	A Arkansas St.	55 66	67	H Middle Tenn.	55 86	104	A UT Martin	51 75				
45	N Indiana	58 90	74	A Vanderbilt	56 73	104	H UT Martin	80 70				
			78	A Belmont	82 88	145	A SIUE	75 94				
			86	H California	58 67	145	H SIUE	61 72				
						166	A ETSU	76 80				
						178	H Eastern Ky.	94 66				
						178	N Eastern Ky.	68 82				
						231	A Southeast Mo. St.	69 71				
						231	H Southeast Mo. St.	74 71				
						258	A Tennessee St.	58 66				
						264	A Murray St.	72 75				
						264	H Murray St.	81 72				
						280	H Tennessee Tech	91 75				
						281	A Miami (OH)	60 75				
						288	A Kennesaw St.	65 73				
						296	H Jacksonville St.	61 59				
						306	A Morehead St.	96 75				
						340	A Eastern Ill.	56 64				
						340	H Eastern Ill.	80 45				
LAST 12 Division I GAMES:												
178	N Eastern Ky.	68 82	264	A Murray St.	72 75							
231	H Southeast Mo. St.	74 71	104	A UT Martin	51 75							
264	H Murray St.	81 72	231	A Southeast Mo. St.	69 71							
145	A SIUE	75 94	145	H SIUE	61 72							
104	H UT Martin	80 70	340	H Eastern Ill.	80 45							
340	A Eastern Ill.	56 64	306	A Morehead St.	96 75							

Non-Div I Games: Trevecca Nazarene 97 75 Christian Bros. 74 55

Austin Peay

■ Loss,
 ■ Non-Conf,
 ■ S Site,
 ■ Home
 ■ A Away
 N Neutral

BYU				STRENGTH OF		OPP. STRENGTH	TEAM	ADJ.	CONF.	ADJ CONF.
Average RPI Win:	156	WON-LOST	WINNING	LAST 10	SCHEDULE	OF SCHEDULE	RPI	RPI	RPI	RPI
Average RPI Loss:	61	RECORD	PCT. RANK	GAMES						
DIV. I ONLY	24- 5	21	9- 1	66	93	16	16	8	8	
DIV. I NON-CONF.	7- 3	91	0- 0	18	65	16	16	9	9	
TOTALS	RPI 1-25	RPI 26-50	W-L RECORDS	RPI 51-100	RPI 101-150	RPI 150+				
24- 5	1- 0	2- 3	OVERALL	6- 1	3- 1	12- 0				
12- 0	0- 0	1- 0	HOME	4- 0	1- 0	6- 0				
8- 4	0- 0	1- 2	AWAY	2- 1	0- 1	5- 0				
4- 1	1- 0	0- 1	NEUTRAL	0- 0	2- 0	1- 0				
7- 3	1- 0	0- 3	NON-CONFERENCE	1- 0	2- 0	3- 0				
3- 0	0- 0	0- 0	HOME	1- 0	0- 0	2- 0				
1- 2	0- 0	0- 2	AWAY	0- 0	0- 0	1- 0				
3- 1	1- 0	0- 1	NEUTRAL	0- 0	2- 0	0- 0				
17- 2	0- 0	2- 0	CONFERENCE	5- 1	1- 1	9- 0				
9- 0	0- 0	1- 0	HOME	3- 0	1- 0	4- 0				
7- 2	0- 0	1- 0	AWAY	2- 1	0- 1	4- 0				
1- 0	0- 0	0- 0	NEUTRAL	0- 0	0- 0	1- 0				

RPI 1-25 Team's RPI: 16				RPI 26-50				RPI 51-100				RPI 101+			
RPI	S	Opponent	Score	RPI	S	Opponent	Score	RPI	S	Opponent	Score	RPI	S	Opponent	Score
19	N	Texas A&M	72 64	29	A	Oklahoma	47 73	61	A	Santa Clara	68 63	109	A	Gonzaga	55 73
				39	N	Georgia	58 66	61	H	Santa Clara	70 63	109	H	Gonzaga	58 54
				44	A	Colorado St.	55 61	82	A	San Diego	65 78	118	N	Hawaii	67 56
				46	A	St. Mary's (CA)	65 44	82	H	San Diego	68 60	130	N	Penn St.	63 51
				46	H	St. Mary's (CA)	65 59	87	H	Utah	73 59	172	A	Pacific	67 57
								90	A	San Francisco	66 57	172	H	Pacific	79 62
								90	H	San Francisco	65 62	182	A	Weber St.	68 51
												211	H	Utah Valley	78 62
												224	H	Utah St.	81 69
												238	A	Loyola Marymount	82 75
												238	H	Loyola Marymount	75 61
												266	A	Pepperdine	77 66
												266	H	Pepperdine	69 64
												266	N	Pepperdine	72 59
												286	A	Portland	84 59
												286	H	Portland	78 66
LAST 12 Division I GAMES:															
				266	N	Pepperdine	72 59	46	A	St. Mary's (CA)	65 44				
				109	A	Gonzaga	55 73	172	A	Pacific	67 57				
				286	A	Portland	84 59	266	A	Pepperdine	77 66				
				82	H	San Diego	68 60	238	A	Loyola Marymount	82 75				
				61	H	Santa Clara	70 63	266	H	Pepperdine	69 64				
				90	H	San Francisco	65 62	238	H	Loyola Marymount	75 61				

Non-Div I Games: BYU-Hawaii 85 40

BYU

■ Loss,
 ■ Non-Conf, S Site,
 ■ Home
 ■ Away
 N Neutral

Average RPI Win:	176	WON-LOST	WINNING	LAST 10	STRENGTH OF	OPP. STRENGTH	TEAM	ADJ.	CONF.	ADJ CONF.
Average RPI Loss:	89	RECORD	PCT. RANK	GAMES	SCHEDULE	OF SCHEDULE	RPI	RPI	RPI	RPI
DIV. I ONLY	20- 8	61	7- 3	90	115	57	57	11	11	
DIV. I NON-CONF.	7- 3	91	0- 0	200	94	97	97	13	13	
TOTALS	RPI 1-25	RPI 26-50	W-L RECORDS	RPI 51-100	RPI 101-150	RPI 150+				
20- 8	0- 1	1- 2	OVERALL	3- 4	7- 0	9- 1				
11- 2	0- 0	1- 1	HOME	2- 1	4- 0	4- 0				
8- 5	0- 0	0- 1	AWAY	1- 0	3- 0	4- 0				
1- 1	0- 1	0- 0	NEUTRAL	0- 0	0- 0	1- 0				
7- 3	0- 1	1- 0	NON-CONFERENCE	1- 2	0- 0	5- 0				
4- 0	0- 0	1- 0	HOME	1- 0	0- 0	2- 0				
2- 2	0- 0	0- 0	AWAY	0- 2	0- 0	2- 0				
1- 1	0- 1	0- 0	NEUTRAL	0- 0	0- 0	1- 0				
13- 5	0- 0	0- 2	CONFERENCE	2- 2	7- 0	4- 1				
7- 2	0- 0	0- 1	HOME	1- 1	4- 0	2- 0				
6- 3	0- 0	0- 1	AWAY	1- 1	3- 0	2- 1				
0- 0	0- 0	0- 0	NEUTRAL	0- 0	0- 0	0- 0				

RPI S	Opponent	Score	RPI S	Opponent	Score	RPI S	Opponent	Score	RPI S	Opponent	Score
24 N	Florida	79 85	37 H	Western Ky.	74 60	54 H	Saint Louis	79 70	105 A	Toledo	68 58
			42 A	Ohio	48 73	64 A	Purdue	63 73	105 H	Toledo	75 69
			42 H	Ohio	67 68	70 A	Central Mich.	66 67	122 H	Akron	78 71
						70 H	Central Mich.	65 74	131 A	Buffalo	59 57
						77 A	Charlotte	66 72	131 H	Buffalo	68 63
						83 A	Eastern Mich.	67 63	141 A	Western Mich.	77 53
						83 H	Eastern Mich.	76 54	141 H	Western Mich.	60 54
									179 H	Butler	58 50
									221 N	Massachusetts	81 54
									257 A	Bowling Green	67 56
									260 A	Northern Ill.	73 57
									260 H	Northern Ill.	76 68
									269 H	Austin Peay	72 44
									281 H	Miami (OH)	66 41
									319 A	Kent St.	50 59
									330 A	Evansville	73 53
									333 A	Lipscomb	72 60
LAST 12 Division I GAMES:											
105 A	Toledo	68 58	319 A	Kent St.	50 59						
260 H	Northern Ill.	76 68	70 H	Central Mich.	65 74						
83 A	Eastern Mich.	67 63	131 A	Buffalo	59 57						
70 A	Central Mich.	66 67	122 H	Akron	78 71						
141 H	Western Mich.	60 54	42 H	Ohio	67 68						
260 A	Northern Ill.	73 57	141 A	Western Mich.	77 53						

Non-Div I Games: Ohio Valley 94 45

Ball St.

■ Loss,
 ■ Non-Conf, S Site,
 ■ Home
 ■ Away
 N Neutral

Average RPI Win:	96	WON-LOST	WINNING	LAST 10	STRENGTH OF	OPP. STRENGTH	TEAM	ADJ.	CONF.	ADJ CONF.
Average RPI Loss:	30	RECORD	PCT. RANK	GAMES	SCHEDULE	OF SCHEDULE	RPI	RPI	RPI	RPI
DIV. I ONLY	32- 1	2	10- 0	11	19	2	2	3	3	
DIV. I NON-CONF.	13- 0	1	0- 0	29	45	3	3	3	3	
TOTALS	RPI 1-25	RPI 26-50	W-L RECORDS	RPI 51-100	RPI 101-150	RPI 150+				
32- 1	7- 0	8- 1	OVERALL	0- 0	11- 0	6- 0				
18- 0	4- 0	3- 0	HOME	0- 0	7- 0	4- 0				
8- 1	2- 0	2- 1	AWAY	0- 0	3- 0	1- 0				
6- 0	1- 0	3- 0	NEUTRAL	0- 0	1- 0	1- 0				
13- 0	3- 0	2- 0	NON-CONFERENCE	0- 0	4- 0	4- 0				
9- 0	2- 0	0- 0	HOME	0- 0	4- 0	3- 0				
0- 0	0- 0	0- 0	AWAY	0- 0	0- 0	0- 0				
4- 0	1- 0	2- 0	NEUTRAL	0- 0	0- 0	1- 0				
19- 1	4- 0	6- 1	CONFERENCE	0- 0	7- 0	2- 0				
9- 0	2- 0	3- 0	HOME	0- 0	3- 0	1- 0				
8- 1	2- 0	2- 1	AWAY	0- 0	3- 0	1- 0				
2- 0	0- 0	1- 0	NEUTRAL	0- 0	1- 0	0- 0				

RPI	S	Opponent	Score	RPI	S	Opponent	Score	RPI	S	Opponent	Score	RPI	S	Opponent	Score
6	A	Texas	80 67	28	N	Miami (FL)	88 81					106	A	TCU	81 75
6	H	Texas	74 48	29	A	Oklahoma	78 70					106	H	TCU	72 55
17	N	Michigan St.	84 76	29	H	Oklahoma	78 68					114	H	Northwestern St.	86 44
20	H	DePaul	86 72	29	N	Oklahoma	84 57					127	A	Iowa St.	77 61
21	H	South Fla.	66 63	30	A	Oklahoma St.	45 52					127	H	Iowa St.	78 41
22	A	West Virginia	71 61	30	H	Oklahoma St.	66 41					137	A	Texas Tech	66 36
22	H	West Virginia	69 64	35	N	James Madison	77 63					137	H	Texas Tech	69 43
				48	A	Kansas St.	63 52					137	N	Texas Tech	82 51
				48	H	Kansas St.	87 52					138	H	Oral Roberts	97 39
												144	H	McNeese St.	105 46
												146	H	UT Arlington	62 20
												171	H	Southern Miss.	97 42
												186	H	Grambling	96 42
												216	A	Kansas	58 40
												216	H	Kansas	81 49
												233	H	Rice	89 38
												237	N	Cincinnati	72 34
LAST 12 Division I GAMES:															
				29	N	Oklahoma	84 57					30	H	Oklahoma St.	66 41
				137	N	Texas Tech	82 51					137	A	Texas Tech	66 36
				6	H	Texas	74 48					106	A	TCU	81 75
				48	A	Kansas St.	63 52					216	H	Kansas	81 49
				29	A	Oklahoma	78 70					48	H	Kansas St.	87 52
				127	H	Iowa St.	78 41					22	A	West Virginia	71 61

Non-Div I Games:

Baylor

Belmont

Through Games Of March 6, 2016

Average RPI Win:	249	WON-LOST	WINNING	LAST 10	STRENGTH OF	OPP. STRENGTH	TEAM	ADJ.	CONF.	ADJ CONF.
Average RPI Loss:	89	RECORD	PCT. RANK	GAMES	SCHEDULE	OF SCHEDULE	RPI	RPI	RPI	RPI
DIV. I ONLY	22- 8	55	9- 1	202	239	78	78	24	24	
DIV. I NON-CONF.	6- 5	146	0- 0	89	121	82	82	24	24	
TOTALS	RPI 1-25	RPI 26-50	W-L RECORDS	RPI 51-100	RPI 101-150	RPI 150+				
22- 8	0- 2	0- 2	OVERALL	0- 0	3- 3	19- 1				
11- 0	0- 0	0- 0	HOME	0- 0	1- 0	10- 0				
8- 8	0- 2	0- 2	AWAY	0- 0	1- 3	7- 1				
3- 0	0- 0	0- 0	NEUTRAL	0- 0	1- 0	2- 0				
6- 5	0- 2	0- 2	NON-CONFERENCE	0- 0	2- 1	4- 0				
3- 0	0- 0	0- 0	HOME	0- 0	1- 0	2- 0				
3- 5	0- 2	0- 2	AWAY	0- 0	1- 1	2- 0				
0- 0	0- 0	0- 0	NEUTRAL	0- 0	0- 0	0- 0				
16- 3	0- 0	0- 0	CONFERENCE	0- 0	1- 2	15- 1				
8- 0	0- 0	0- 0	HOME	0- 0	0- 0	8- 0				
5- 3	0- 0	0- 0	AWAY	0- 0	0- 2	5- 1				
3- 0	0- 0	0- 0	NEUTRAL	0- 0	1- 0	2- 0				

RPI 1-25				RPI 26-50				RPI 51-100				Team's RPI: 78	RPI 101+			
RPI	S	Opponent	Score	RPI	S	Opponent	Score	RPI	S	Opponent	Score		RPI	S	Opponent	Score
7	A	Ohio St.	56 84	37	A	Western Ky.	65 80						104	A	UT Martin	79 81
25	A	Green Bay	62 66	41	A	Chattanooga	53 62						124	A	IUPUI	59 62
													139	A	Wake Forest	78 64
													142	H	Troy	102 93
													145	A	SIUE	60 73
													145	N	SIUE	92 68
													165	H	UAB	63 62
													178	A	Eastern Ky.	65 51
													178	H	Eastern Ky.	72 61
													178	N	Eastern Ky.	95 63
													231	A	Southeast Mo. St.	74 81
													258	A	Tennessee St.	71 51
													258	H	Tennessee St.	80 65
													258	N	Tennessee St.	68 60
													261	H	Cleveland St.	76 58
													264	H	Murray St.	87 61
													269	H	Austin Peay	88 82
													280	A	Tennessee Tech	80 79
													280	H	Tennessee Tech	70 49
													296	A	Jacksonville St.	44 32
													296	H	Jacksonville St.	56 42
													306	A	Morehead St.	89 74
													306	H	Morehead St.	99 71
													333	A	Lipscomb	90 68
													340	H	Eastern Ill.	89 61
													346	A	Alabama A&M	78 28
													280	A	Tennessee Tech	80 79

Non-Div I Games: Young Harris 80 31 Trevecca Nazarene 86 59

Belmont

Loss, Non-Conf, S Site, H Home A Away N Neutral

Average RPI Win:	305	WON-LOST	WINNING	LAST 10	STRENGTH OF	OPP. STRENGTH	TEAM	ADJ.	CONF.	ADJ CONF.
Average RPI Loss:	204	RECORD	PCT. RANK	GAMES	SCHEDULE	OF SCHEDULE	RPI	RPI	RPI	RPI
DIV. I ONLY	16- 11	121	8- 2	343	346	245	245	32	32	
DIV. I NON-CONF.	4- 7	222	0- 0	303	321	276	276	30	30	
TOTALS	RPI 1-25	RPI 26-50	W-L RECORDS	RPI 51-100	RPI 101-150	RPI 150+				
16- 11	0- 0	0- 1	OVERALL	0- 0	0- 0	16- 10				
8- 3	0- 0	0- 0	HOME	0- 0	0- 0	8- 3				
6- 6	0- 0	0- 0	AWAY	0- 0	0- 0	6- 0				
2- 2	0- 0	0- 0	NEUTRAL	0- 0	0- 0	2- 2				
4- 7	0- 0	0- 1	NON-CONFERENCE	0- 0	0- 0	4- 6				
0- 3	0- 0	0- 0	HOME	0- 0	0- 0	0- 3				
2- 2	0- 0	0- 1	AWAY	0- 0	0- 0	2- 1				
2- 2	0- 0	0- 0	NEUTRAL	0- 0	0- 0	2- 2				
12- 4	0- 0	0- 0	CONFERENCE	0- 0	0- 0	12- 4				
8- 0	0- 0	0- 0	HOME	0- 0	0- 0	8- 0				
4- 4	0- 0	0- 0	AWAY	0- 0	0- 0	4- 4				
0- 0	0- 0	0- 0	NEUTRAL	0- 0	0- 0	0- 0				

RPI 1-25				RPI 26-50				RPI 51-100				RPI 101+ Team's RPI: 245			
RPI	S	Opponent	Score	RPI	S	Opponent	Score	RPI	S	Opponent	Score	RPI	S	Opponent	Score
				28	A	Miami (FL)	47 55					152	H	Jacksonville	53 63
												164	A	Fla. Atlantic	60 82
												194	H	Stetson	38 62
												205	H	Brown	61 68
												207	A	Hampton	45 60
												218	A	N.C. A&T	55 68
												218	H	N.C. A&T	65 41
												234	N	Western Ill.	59 75
												250	H	Coppin St.	69 56
												256	H	Morgan St.	63 48
												273	N	Georgia St.	61 68
												274	A	UMES	71 76
												290	N	Ga. Southern	65 49
												293	H	Savannah St.	50 44
												297	A	Florida A&M	48 53
												297	H	Florida A&M	67 60
												301	A	Western Caro.	66 59
												312	A	South Carolina St.	64 46
												312	H	South Carolina St.	65 50
												322	H	Delaware St.	66 35
												325	N	LIU Brooklyn	68 55
												327	A	North Florida	53 49
												332	A	Howard	81 77
												347	A	Norfolk St.	53 45
												348	A	N.C. Central	63 46
												348	H	N.C. Central	62 50
LAST 12 Division I GAMES:															
				312	A	South Carolina St.	64 46					322	H	Delaware St.	66 35
				218	H	N.C. A&T	65 41					293	H	Savannah St.	50 44
				348	H	N.C. Central	62 50					297	H	Florida A&M	67 60
				297	A	Florida A&M	48 53					332	A	Howard	81 77
				218	A	N.C. A&T	55 68					274	A	UMES	71 76
				348	A	N.C. Central	63 46					256	H	Morgan St.	63 48

Non-Div I Games: Warner 100 28 Edward Waters 67 48

Bethune-Cookman

Loss, Non-Conf, S Site, H Home A Away N Neutral

Average RPI Win: 256		WON-LOST	WINNING	LAST 10	STRENGTH OF	OPP. STRENGTH	TEAM	ADJ.	CONF.	ADJ CONF.
Average RPI Loss: 144		RECORD	PCT. RANK	GAMES	SCHEDULE	OF SCHEDULE	RPI	RPI	RPI	RPI
DIV. I ONLY		11- 17	237	5- 5	159	249	219	219	16	16
DIV. I NON-CONF.		2- 8	290	0- 0	250	299	307	307	19	19
TOTALS		RPI 1-25	RPI 26-50	W-L RECORDS	RPI 51-100	RPI 101-150	RPI 150+			
11- 17	0- 0		0- 3	OVERALL	0- 4	0- 0	11- 10			
8- 4	0- 0		0- 2	HOME	0- 1	0- 0	8- 1			
3- 13	0- 0		0- 1	AWAY	0- 3	0- 0	3- 9			
0- 0	0- 0		0- 0	NEUTRAL	0- 0	0- 0	0- 0			
2- 8	0- 0		0- 0	NON-CONFERENCE	0- 2	0- 0	2- 6			
2- 0	0- 0		0- 0	HOME	0- 0	0- 0	2- 0			
0- 8	0- 0		0- 0	AWAY	0- 2	0- 0	0- 6			
0- 0	0- 0		0- 0	NEUTRAL	0- 0	0- 0	0- 0			
9- 9	0- 0		0- 3	CONFERENCE	0- 2	0- 0	9- 4			
6- 4	0- 0		0- 2	HOME	0- 1	0- 0	6- 1			
3- 5	0- 0		0- 1	AWAY	0- 1	0- 0	3- 3			
0- 0	0- 0		0- 0	NEUTRAL	0- 0	0- 0	0- 0			

RPI 1-25				RPI 26-50				RPI 51-100				RPI 101+				Team's RPI: 219	
RPI	S	Opponent	Score	RPI	S	Opponent	Score	RPI	S	Opponent	Score	RPI	S	Opponent	Score		
				49	A	Albany (NY)	58 64	63	A	Maine	37 69	157	A	Stony Brook	58 64		
				49	H	Albany (NY)	43 79	63	H	Maine	38 52	157	H	Stony Brook	54 47		
				49	H	Albany (NY)	47 59	75	A	Michigan	62 90	168	A	Xavier	55 64		
								89	A	Bucknell	46 76	170	A	Cornell	57 64		
												185	A	UMBC	51 62		
												185	H	UMBC	49 41		
												185	H	UMBC	70 56		
												197	A	Sacred Heart	60 69		
												205	A	Brown	65 67		
												217	A	Hartford	53 47		
												217	H	Hartford	39 41		
												223	A	Canisius	50 80		
												232	A	New Hampshire	49 64		
												232	H	New Hampshire	51 50		
												249	A	Columbia	64 71		
												277	A	Vermont	57 53		
												277	H	Vermont	66 52		
												299	H	Colgate	63 56		
												320	A	UMass Lowell	75 70		
												320	H	UMass Lowell	55 52		
												342	H	NJIT	54 50		
LAST 12 Division I GAMES:																	
				49	H	Albany (NY)	43 79	217	H	Hartford	39 41						
				185	H	UMBC	49 41	49	A	Albany (NY)	58 64						
				63	A	Maine	37 69	232	A	New Hampshire	49 64						
				185	H	UMBC	70 56	157	H	Stony Brook	54 47						
				320	H	UMass Lowell	55 52	63	H	Maine	38 52						
				277	H	Vermont	66 52	185	A	UMBC	51 62						

Non-Div I Games:	Cedar Crest	74	18	Misericordia	73	44	Nyack	65	33
------------------	-------------	----	----	--------------	----	----	-------	----	----

Binghamton

Loss, Non-Conf, S Site, H Home A Away N Neutral

Average RPI Win:	241	WON-LOST	WINNING	LAST 10	STRENGTH OF	OPP. STRENGTH	TEAM	ADJ.	CONF.	ADJ CONF.
Average RPI Loss:	139	RECORD	PCT. RANK	GAMES	SCHEDULE	OF SCHEDULE	RPI	RPI	RPI	RPI
DIV. I ONLY	17- 10	95	6- 4	244	210	149	149	20	20	
DIV. I NON-CONF.	5- 4	138	0- 0	266	192	207	207	20	20	
TOTALS	RPI 1-25	RPI 26-50	W-L RECORDS	RPI 51-100	RPI 101-150	RPI 150+				
17- 10	0- 0	0- 2	OVERALL	0- 2	0- 1	17- 5				
8- 5	0- 0	0- 1	HOME	0- 1	0- 0	8- 3				
8- 4	0- 0	0- 1	AWAY	0- 0	0- 1	8- 2				
1- 1	0- 0	0- 0	NEUTRAL	0- 1	0- 0	1- 0				
5- 4	0- 0	0- 0	NON-CONFERENCE	0- 2	0- 0	5- 2				
1- 3	0- 0	0- 0	HOME	0- 1	0- 0	1- 2				
3- 0	0- 0	0- 0	AWAY	0- 0	0- 0	3- 0				
1- 1	0- 0	0- 0	NEUTRAL	0- 1	0- 0	1- 0				
12- 6	0- 0	0- 2	CONFERENCE	0- 0	0- 1	12- 3				
7- 2	0- 0	0- 1	HOME	0- 0	0- 0	7- 1				
5- 4	0- 0	0- 1	AWAY	0- 0	0- 1	5- 2				
0- 0	0- 0	0- 0	NEUTRAL	0- 0	0- 0	0- 0				

RPI 1-25				RPI 26-50				RPI 51-100				RPI 101+ Team's RPI: 149			
RPI	S	Opponent	Score	RPI	S	Opponent	Score	RPI	S	Opponent	Score	RPI	S	Opponent	Score
				44	A	Colorado St.	64 68	56	N	Auburn	53 55	117	A	Fresno St.	57 62
				44	H	Colorado St.	51 83	93	H	Washington St.	52 57	176	A	New Mexico	81 60
												176	H	New Mexico	60 70
												181	A	Eastern Wash.	84 79
												192	A	San Jose St.	78 75
												192	H	San Jose St.	81 69
												194	N	Stetson	71 65
												201	H	Idaho St.	77 80
												202	A	UNLV	68 78
												202	H	UNLV	75 56
												211	H	Utah Valley	70 72
												224	A	Utah St.	63 58
												224	H	Utah St.	84 78
												226	H	Col. of Charleston	61 38
												244	A	Wyoming	58 82
												244	H	Wyoming	58 49
												255	A	San Diego St.	75 45
												255	H	San Diego St.	68 63
												271	A	Seattle	84 66
												286	A	Portland	89 49
LAST 12 Division I GAMES:															
				192	H	San Jose St.	81 69	44	H	Colorado St.	51 83	321	A	Nevada	64 61
				321	A	Nevada	64 61	341	H	Air Force	61 48	321	H	Nevada	66 58
				255	H	San Diego St.	68 63	224	A	Utah St.	63 58	341	H	Air Force	61 48
				202	A	UNLV	68 78	176	A	New Mexico	81 60				
				176	H	New Mexico	60 70	202	H	UNLV	75 56				
				244	A	Wyoming	58 82	244	H	Wyoming	58 49				

Non-Div I Games: Concordia Portland 84 77 Cal St. L.A. 58 44

Boise St.

■ Loss,
 ■ Non-Conf,
 ■ S Site,
 ■ Home
 ■ A Away
 N Neutral

Boston College

Through Games Of March 6, 2016

Average RPI Win:	192	WON-LOST	WINNING	LAST 10	STRENGTH OF	OPP. STRENGTH	TEAM	ADJ.	CONF.	ADJ CONF.
Average RPI Loss:	53	RECORD	PCT. RANK	GAMES	SCHEDULE	OF SCHEDULE	RPI	RPI	RPI	RPI
DIV. I ONLY	15- 16	173	2- 8	68	46	116	116	4	4	
DIV. I NON-CONF.	12- 1	9	0- 0	252	131	58	58	5	5	
TOTALS	RPI 1-25	RPI 26-50	W-L RECORDS	RPI 51-100	RPI 101-150	RPI 150+				
15- 16	0- 6	0- 5	OVERALL	3- 1	2- 3	10- 1				
8- 7	0- 3	0- 1	HOME	1- 0	1- 2	6- 1				
5- 7	0- 3	0- 2	AWAY	1- 1	0- 1	4- 0				
2- 2	0- 0	0- 2	NEUTRAL	1- 0	1- 0	0- 0				
12- 1	0- 0	0- 1	NON-CONFERENCE	3- 0	0- 0	9- 0				
7- 0	0- 0	0- 0	HOME	1- 0	0- 0	6- 0				
4- 0	0- 0	0- 0	AWAY	1- 0	0- 0	3- 0				
1- 1	0- 0	0- 1	NEUTRAL	1- 0	0- 0	0- 0				
3- 15	0- 6	0- 4	CONFERENCE	0- 1	2- 3	1- 1				
1- 7	0- 3	0- 1	HOME	0- 0	1- 2	0- 1				
1- 7	0- 3	0- 2	AWAY	0- 1	0- 1	1- 0				
1- 1	0- 0	0- 1	NEUTRAL	0- 0	1- 0	0- 0				

RPI 1-25				RPI 26-50				RPI 51-100				RPI 101+ Team's RPI: 116			
RPI	S	Opponent	Score	RPI	S	Opponent	Score	RPI	S	Opponent	Score	RPI	S	Opponent	Score
1	A	Notre Dame	58 70	28	H	Miami (FL)	62 67	63	H	Maine	55 48	108	H	Virginia	50 61
1	H	Notre Dame	50 63	29	N	Oklahoma	61 76	64	A	Purdue	58 56	120	A	Virginia Tech	33 58
13	A	Syracuse	61 62	47	A	Duke	51 71	72	A	Georgia Tech	56 62	120	N	Virginia Tech	49 37
13	H	Syracuse	55 71	49	A	North Carolina St.	63 74	87	N	Utah	76 51	125	H	Pittsburgh	54 43
14	H	Louisville	45 55	49	N	North Carolina St.	60 76					139	H	Wake Forest	59 65
15	A	Florida St.	42 75									153	H	North Carolina	78 86
												156	H	Yale	73 60
												158	A	Northeastern	71 45
												217	H	Hartford	62 28
												222	H	Bryant	74 59
												232	H	New Hampshire	71 51
												254	H	Holy Cross	60 51
												259	A	Clemson	67 64
												265	A	Providence	67 41
												320	H	UMass Lowell	66 55
												344	A	Boston U.	58 37
LAST 12 Division I GAMES:															
		49	N	North Carolina St.	60	76				108	H	Virginia	50	61	
		120	N	Virginia Tech	49	37				49	A	North Carolina St.	63	74	
		1	A	Notre Dame	58	70				153	H	North Carolina	78	86	
		13	H	Syracuse	55	71				28	H	Miami (FL)	62	67	
		14	H	Louisville	45	55				72	A	Georgia Tech	56	62	
		259	A	Clemson	67	64				13	A	Syracuse	61	62	

Non-Div I Games:

Boston College

Loss, Non-Conf, S Site, H Home A Away N Neutral

Season 01				Through Games Of March 07, 2010						
Average RPI Win:	268	WON-LOST	WINNING	LAST 10	STRENGTH OF	OPP. STRENGTH	TEAM	ADJ.	CONF.	ADJ CONF.
Average RPI Loss:	204	RECORD	PCT. RANK	GAMES	SCHEDULE	OF SCHEDULE	RPI	RPI	RPI	RPI
DIV. I ONLY	3- 27	343	2- 8	292	261	344	344	27	27	
DIV. I NON-CONF.	0- 11	338	0- 0	293	166	347	347	27	27	

TOTALS	RPI 1-25		RPI 26-50	W-L RECORDS		RPI 51-100	RPI 101-150		RPI 150+	
3- 27	0- 0		0- 1	OVERALL		0- 5	0- 1		3- 20	
2- 13	0- 0		0- 1	HOME		0- 2	0- 1		2- 9	
1- 14	0- 0		0- 0	AWAY		0- 0	0- 0		1- 5	
0- 0	0- 0		0- 0	NEUTRAL		0- 0	0- 0		0- 0	
0- 11	0- 0		0- 1	NON-CONFERENCE		0- 1	0- 1		0- 8	
0- 6	0- 0		0- 1	HOME		0- 0	0- 1		0- 4	
0- 5	0- 0		0- 0	AWAY		0- 1	0- 0		0- 4	
0- 0	0- 0		0- 0	NEUTRAL		0- 0	0- 0		0- 0	
3- 16	0- 0		0- 0	CONFERENCE		0- 4	0- 0		3- 12	
2- 7	0- 0		0- 0	HOME		0- 2	0- 0		2- 5	
1- 9	0- 0		0- 0	AWAY		0- 2	0- 0		1- 7	
0- 0	0- 0		0- 0	NEUTRAL		0- 0	0- 0		0- 0	

[illegible]

Non-Div I Games:

Boston U.

Loss, Non-Conf, S Site, H Home A Away N Neutral

Bowling Green

Through Games Of March 6, 2016

Average RPI Win:	264	WON-LOST	WINNING	LAST 10	STRENGTH OF	OPP. STRENGTH	TEAM	ADJ.	CONF.	ADJ CONF.
Average RPI Loss:	121	RECORD	PCT. RANK	GAMES	SCHEDULE	OF SCHEDULE	RPI	RPI	RPI	RPI
DIV. I ONLY	10- 17	246	2- 8	227	147	257	257	11	11	
DIV. I NON-CONF.	4- 5	193	0- 0	327	224	284	284	13	13	
TOTALS	RPI 1-25	RPI 26-50	W-L RECORDS	RPI 51-100	RPI 101-150	RPI 150+				
10- 17	0- 0	0- 2	OVERALL	1- 3	0- 9	9- 3				
6- 7	0- 0	0- 1	HOME	1- 2	0- 4	5- 0				
3- 9	0- 0	0- 1	AWAY	0- 1	0- 5	3- 2				
1- 1	0- 0	0- 0	NEUTRAL	0- 0	0- 0	1- 1				
4- 5	0- 0	0- 0	NON-CONFERENCE	0- 1	0- 1	4- 3				
3- 1	0- 0	0- 0	HOME	0- 1	0- 0	3- 0				
0- 3	0- 0	0- 0	AWAY	0- 0	0- 1	0- 2				
1- 1	0- 0	0- 0	NEUTRAL	0- 0	0- 0	1- 1				
6- 12	0- 0	0- 2	CONFERENCE	1- 2	0- 8	5- 0				
3- 6	0- 0	0- 1	HOME	1- 1	0- 4	2- 0				
3- 6	0- 0	0- 1	AWAY	0- 1	0- 4	3- 0				
0- 0	0- 0	0- 0	NEUTRAL	0- 0	0- 0	0- 0				

RPI 1-25				RPI 26-50				RPI 51-100				RPI 101+				Team's RPI: 257	
RPI	S	Opponent	Score	RPI	S	Opponent	Score	RPI	S	Opponent	Score	RPI	S	Opponent	Score		
				42	A	Ohio	58 75	57	H	Ball St.	56 67	105	A	Toledo	61 75		
				42	H	Ohio	57 72					105	H	Toledo	60 68		
								60	H	South Dakota St.	45 58	108	A	Virginia	39 68		
								70	A	Central Mich.	75 76	122	A	Akron	61 71		
								83	H	Eastern Mich.	67 63	122	H	Akron	55 71		
												131	A	Buffalo	52 55		
												131	H	Buffalo	50 63		
												141	A	Western Mich.	45 74		
												141	H	Western Mich.	49 65		
												152	N	Jacksonville	72 69		
												189	N	Davidson	56 60		
												237	A	Cincinnati	51 54		
												260	A	Northern Ill.	58 43		
												261	A	Cleveland St.	48 69		
												281	A	Miami (OH)	64 58		
												281	H	Miami (OH)	76 56		
												303	H	Bradley	66 53		
												314	H	Illinois St.	70 52		
												319	A	Kent St.	65 55		
												319	H	Kent St.	71 49		
												330	H	Evansville	74 56		
LAST 12 Division I GAMES:																	
				122	A	Akron	61 71	131	H	Buffalo	50 63						
				42	A	Ohio	58 75	141	H	Western Mich.	49 65						
				281	H	Miami (OH)	76 56	70	A	Central Mich.	75 76						
				131	A	Buffalo	52 55	105	A	Toledo	61 75						
				319	A	Kent St.	65 55	83	H	Eastern Mich.	67 63						
				105	H	Toledo	60 68	319	H	Kent St.	71 49						

Non-Div I Games:

Bowling Green

■ Loss,
 ■ Non-Conf,
 ■ S Site,
 ■ H Home
 ■ A Away
 N Neutral

Bradley

Through Games Of March 6, 2016

Average RPI Win:	290	WON-LOST	WINNING	LAST 10	STRENGTH OF	OPP. STRENGTH	TEAM	ADJ.	CONF.	ADJ CONF.
Average RPI Loss:	159	RECORD	PCT. RANK	GAMES	SCHEDULE	OF SCHEDULE	RPI	RPI	RPI	RPI
DIV. I ONLY	7- 21	296	3- 7	277	199	303	303	21	21	
DIV. I NON-CONF.	3- 7	248	0- 0	268	161	267	267	17	17	
TOTALS	RPI 1-25	RPI 26-50	W-L RECORDS	RPI 51-100	RPI 101-150	RPI 150+				
7- 21	0- 0	0- 1	OVERALL	0- 8	1- 3	6- 9				
4- 9	0- 0	0- 1	HOME	0- 3	0- 2	4- 3				
3- 12	0- 0	0- 0	AWAY	0- 5	1- 1	2- 6				
0- 0	0- 0	0- 0	NEUTRAL	0- 0	0- 0	0- 0				
3- 7	0- 0	0- 1	NON-CONFERENCE	0- 2	1- 1	2- 3				
1- 3	0- 0	0- 1	HOME	0- 0	0- 1	1- 1				
2- 4	0- 0	0- 0	AWAY	0- 2	1- 0	1- 2				
0- 0	0- 0	0- 0	NEUTRAL	0- 0	0- 0	0- 0				
4- 14	0- 0	0- 0	CONFERENCE	0- 6	0- 2	4- 6				
3- 6	0- 0	0- 0	HOME	0- 3	0- 1	3- 2				
1- 8	0- 0	0- 0	AWAY	0- 3	0- 1	1- 4				
0- 0	0- 0	0- 0	NEUTRAL	0- 0	0- 0	0- 0				

RPI 1-25			RPI 26-50			RPI 51-100			RPI 101+			Team's RPI: 303			
RPI	S	Opponent	Score	RPI	S	Opponent	Score	RPI	S	Opponent	Score	RPI	S	Opponent	Score
				29	H	Oklahoma	46 79	54	A	Saint Louis	58 75	136	A	Southern Ill.	49 75
								58	A	Iowa	53 60	136	H	Southern Ill.	51 65
								91	A	Missouri St.	56 59	141	H	Western Mich.	59 72
								91	H	Missouri St.	44 55	143	A	Detroit	75 67
								96	A	UNI	41 65	174	A	Loyola Chicago	63 69
								96	H	UNI	47 55	174	H	Loyola Chicago	54 67
								98	A	Drake	45 78	225	A	Indiana St.	37 59
								98	H	Drake	64 76	225	H	Indiana St.	59 68
												252	H	Ill.-Chicago	56 66
												257	A	Bowling Green	53 66
												260	A	Northern Ill.	64 68
												291	A	Wichita St.	55 50
												291	H	Wichita St.	50 44
												314	A	Illinois St.	49 54
												314	H	Illinois St.	52 38
												319	H	Kent St.	68 60
												330	A	Evansville	46 62
												330	H	Evansville	66 52
												343	A	Chicago St.	66 60
LAST 12 Division I GAMES:															
				174	A	Loyola Chicago	63 69	291	A	Wichita St.	55 50				
				98	A	Drake	45 78	136	H	Southern Ill.	51 65				
				96	A	UNI	41 65	330	H	Evansville	66 52				
				314	H	Illinois St.	52 38	96	H	UNI	47 55				
				225	H	Indiana St.	59 68	98	H	Drake	64 76				
				91	A	Missouri St.	56 59	225	A	Indiana St.	37 59				

Non-Div I Games: Eureka 87 47

Bradley

■ Loss,
 ■ Non-Conf,
 ■ S Site,
 ■ H Home
 ■ A Away
 N Neutral

Average RPI Win:	257	WON-LOST	WINNING	LAST 10	STRENGTH OF	OPP. STRENGTH	TEAM	ADJ.	CONF.	ADJ CONF.
Average RPI Loss:	140	RECORD	PCT. RANK	GAMES	SCHEDULE	OF SCHEDULE	RPI	RPI	RPI	RPI
DIV. I ONLY	13- 13	164	3- 7	264	189	205	205	10	10	
DIV. I NON-CONF.	10- 2	33	0- 0	341	340	152	152	12	12	
TOTALS	RPI 1-25	RPI 26-50	W-L RECORDS	RPI 51-100	RPI 101-150	RPI 150+				
13- 13	0- 0	0- 4	OVERALL	0- 2	0- 0	13- 7				
7- 5	0- 0	0- 2	HOME	0- 1	0- 0	7- 2				
6- 8	0- 0	0- 2	AWAY	0- 1	0- 0	6- 5				
0- 0	0- 0	0- 0	NEUTRAL	0- 0	0- 0	0- 0				
10- 2	0- 0	0- 0	NON-CONFERENCE	0- 0	0- 0	10- 2				
5- 0	0- 0	0- 0	HOME	0- 0	0- 0	5- 0				
5- 2	0- 0	0- 0	AWAY	0- 0	0- 0	5- 2				
0- 0	0- 0	0- 0	NEUTRAL	0- 0	0- 0	0- 0				
3- 11	0- 0	0- 4	CONFERENCE	0- 2	0- 0	3- 5				
2- 5	0- 0	0- 2	HOME	0- 1	0- 0	2- 2				
1- 6	0- 0	0- 2	AWAY	0- 1	0- 0	1- 3				
0- 0	0- 0	0- 0	NEUTRAL	0- 0	0- 0	0- 0				

RPI 1-25				RPI 26-50				RPI 51-100				RPI 101+				Team's RPI: 205	
RPI	S	Opponent	Score	RPI	S	Opponent	Score	RPI	S	Opponent	Score	RPI	S	Opponent	Score		
				32	A	Princeton	53 72	92	A	Harvard	79 92	156	A	Yale	54 81		
				32	H	Princeton	57 83	92	H	Harvard	79 87	156	H	Yale	39 48		
				36	A	Penn	49 66					170	A	Cornell	70 85		
				36	H	Penn	59 69					170	H	Cornell	91 69		
												213	H	Rhode Island	67 63		
												214	A	Dartmouth	56 60		
												214	H	Dartmouth	50 63		
												219	H	Binghamton	67 65		
												222	A	Bryant	84 67		
												245	A	Bethune-Cookman	68 61		
												247	A	Manhattan	56 80		
												249	A	Columbia	73 63		
												249	H	Columbia	91 64		
												256	H	Morgan St.	72 45		
												265	H	Providence	57 47		
												277	H	Vermont	71 54		
												315	A	Fairleigh Dickinson	63 48		
												319	A	Kent St.	62 57		
												338	A	Saint Peter's	67 79		
												342	A	NJIT	74 49		
LAST 12 Division I GAMES:																	
				170	H	Cornell	91 69	214	H	Dartmouth	50 63						
				249	H	Columbia	91 64	92	H	Harvard	79 87						
				92	A	Harvard	79 92	249	A	Columbia	73 63						
				214	A	Dartmouth	56 60	170	A	Cornell	70 85						
				32	H	Princeton	57 83	36	A	Penn	49 66						
				36	H	Penn	59 69	32	A	Princeton	53 72						

Non-Div I Games: Mount Ida 114 28 Rhode Island Col. 90 35

Brown

Loss, Non-Conf, S Site, H Home A Away N Neutral

Average RPI Win:	295	WON-LOST	WINNING	LAST 10	STRENGTH OF	OPP. STRENGTH	TEAM	ADJ.	CONF.	ADJ CONF.
Average RPI Loss:	195	RECORD	PCT. RANK	GAMES	SCHEDULE	OF SCHEDULE	RPI	RPI	RPI	RPI
DIV. I ONLY	18- 12	113	6- 4	336	334	222	222	30	30	
DIV. I NON-CONF.	3- 8	258	0- 0	276	204	296	296	32	32	
TOTALS	RPI 1-25	RPI 26-50	W-L RECORDS	RPI 51-100	RPI 101-150	RPI 150+				
18- 12	0- 0	0- 1	OVERALL	0- 1	0- 1	18- 9				
10- 5	0- 0	0- 0	HOME	0- 0	0- 0	10- 5				
8- 7	0- 0	0- 1	AWAY	0- 1	0- 1	8- 4				
0- 0	0- 0	0- 0	NEUTRAL	0- 0	0- 0	0- 0				
3- 8	0- 0	0- 1	NON-CONFERENCE	0- 1	0- 1	3- 5				
2- 3	0- 0	0- 0	HOME	0- 0	0- 0	2- 3				
1- 5	0- 0	0- 1	AWAY	0- 1	0- 1	1- 2				
0- 0	0- 0	0- 0	NEUTRAL	0- 0	0- 0	0- 0				
15- 4	0- 0	0- 0	CONFERENCE	0- 0	0- 0	15- 4				
8- 2	0- 0	0- 0	HOME	0- 0	0- 0	8- 2				
7- 2	0- 0	0- 0	AWAY	0- 0	0- 0	7- 2				
0- 0	0- 0	0- 0	NEUTRAL	0- 0	0- 0	0- 0				

RPI S	Opponent	Score	RPI S	Opponent	Score	RPI S	Opponent	Score	RPI S	Opponent	Score	Team's RPI: 222
34	A Seton Hall	57 93	63	A Maine	38 76	116	A Boston College	59 74	170	H Cornell	62 70	
						197	A Sacred Heart	61 59	197	H Sacred Heart	60 64	
						205	H Brown	67 84	209	A Robert Morris	53 55	
						209	H Robert Morris	71 65	221	H Massachusetts	69 86	
						232	H New Hampshire	55 42	254	A Holy Cross	64 65	
						263	A Saint Francis (PA)	72 85	263	H Saint Francis (PA)	84 72	
						265	A Providence	78 88	275	A Central Conn. St.	65 53	
						275	H Central Conn. St.	70 56	277	H Vermont	68 52	
						315	A Fairleigh Dickinson	70 41	315	H Fairleigh Dickinson	74 52	
						317	A Mt. St. Mary's	70 59	317	H Mt. St. Mary's	86 52	
						320	A UMass Lowell	83 64	325	A LIU Brooklyn	62 53	
						325	H LIU Brooklyn	63 55	325	H LIU Brooklyn	70 56	
						337	A St. Francis Brooklyn	70 42	337	H St. Francis Brooklyn	57 58	
LAST 12 Division I GAMES:												
325	H LIU Brooklyn	70 56	345	H Wagner	94 67							
315	H Fairleigh Dickinson	74 52	263	A Saint Francis (PA)	72 85							
325	A LIU Brooklyn	62 53	209	A Robert Morris	53 55							
197	H Sacred Heart	60 64	275	A Central Conn. St.	65 53							
317	H Mt. St. Mary's	86 52	197	A Sacred Heart	61 59							
337	H St. Francis Brooklyn	57 58	263	H Saint Francis (PA)	84 72							

Non-Div I Games:

Bryant

■ Loss,
 ■ Non-Conf,
 ■ S Site,
 ■ H Home
 ■ A Away
 N Neutral

B
r
y
a
n
t

RPI S Opponent Score

Bryant

Through Games Of March 6, 2016

RPI	S	Opponent	Score	
345	A	Wagner	82	71
345	H	Wagner	94	67

B
r
y
a
n
t

Bryant

Bucknell

Through Games Of March 6, 2016

Average RPI Win:	259	WON-LOST	WINNING	LAST 10	STRENGTH OF	OPP. STRENGTH	TEAM	ADJ.	CONF.	ADJ CONF.
Average RPI Loss:	143	RECORD	PCT. RANK	GAMES	SCHEDULE	OF SCHEDULE	RPI	RPI	RPI	RPI
DIV. I ONLY	23- 6	30	9- 1	255	303	89	89	27	27	
DIV. I NON-CONF.	6- 5	146	0- 0	207	288	157	157	27	27	
TOTALS	RPI 1-25	RPI 26-50	W-L RECORDS	RPI 51-100	RPI 101-150	RPI 150+				
23- 6	0- 1	0- 0	OVERALL	1- 1	0- 1	22- 3				
13- 1	0- 0	0- 0	HOME	1- 0	0- 1	12- 0				
10- 5	0- 1	0- 0	AWAY	0- 1	0- 0	10- 3				
0- 0	0- 0	0- 0	NEUTRAL	0- 0	0- 0	0- 0				
6- 5	0- 1	0- 0	NON-CONFERENCE	0- 0	0- 1	6- 3				
4- 1	0- 0	0- 0	HOME	0- 0	0- 1	4- 0				
2- 4	0- 1	0- 0	AWAY	0- 0	0- 0	2- 3				
0- 0	0- 0	0- 0	NEUTRAL	0- 0	0- 0	0- 0				
17- 1	0- 0	0- 0	CONFERENCE	1- 1	0- 0	16- 0				
9- 0	0- 0	0- 0	HOME	1- 0	0- 0	8- 0				
8- 1	0- 0	0- 0	AWAY	0- 1	0- 0	8- 0				
0- 0	0- 0	0- 0	NEUTRAL	0- 0	0- 0	0- 0				

RPI 1-25				RPI 26-50				RPI 51-100				Team's RPI: 89	RPI 101+			
RPI	S	Opponent	Score	RPI	S	Opponent	Score	RPI	S	Opponent	Score		RPI	S	Opponent	Score
1	A	Notre Dame	54 85					66	A	Army West Point	63 68		126	H	Youngstown St.	47 55
								66	H	Army West Point	79 69		163	H	Delaware	80 51
													185	A	UMBC	52 65
													219	H	Binghamton	76 46
													220	A	Lehigh	67 54
													220	H	Lehigh	80 77
													223	A	Canisius	56 61
													228	A	Navy	51 41
													228	H	Navy	64 52
													230	A	Loyola Maryland	64 42
													230	H	Loyola Maryland	71 64
													247	A	Manhattan	61 56
													254	A	Holy Cross	58 51
													254	H	Holy Cross	74 64
													256	A	Morgan St.	50 64
													261	A	Cleveland St.	59 57
													276	A	American	66 60
													276	H	American	60 54
													299	A	Colgate	71 51
													299	H	Colgate	79 60
LAST 12 Division I GAMES:													315	H	Fairleigh Dickinson	72 62
328	A	Lafayette	68 59	220	A	Lehigh	67 54	317	H	Mt. St. Mary's	71 45	328	A	Lafayette	68 59	
228	H	Navy	64 52	254	H	Holy Cross	74 64	328	H	Lafayette	69 55	344	A	Boston U.	72 59	
328	H	Lafayette	69 55	276	H	American	60 54	344	A	Boston U.	74 56	344	H	Boston U.	74 56	
344	A	Boston U.	72 59	66	A	Army West Point	63 68									
230	A	Loyola Maryland	64 42	344	H	Boston U.	74 56									
299	H	Colgate	79 60	230	H	Loyola Maryland	71 64									

Non-Div I Games:

Bucknell

■ Loss,
 ■ Non-Conf, S Site,
 ■ Home
 ■ Away
 N Neutral

Buffalo

Through Games Of March 6, 2016

Average RPI Win:	222	WON-LOST	WINNING	LAST 10	STRENGTH OF	OPP. STRENGTH	TEAM	ADJ.	CONF.	ADJ CONF.
Average RPI Loss:	110	RECORD	PCT. RANK	GAMES	SCHEDULE	OF SCHEDULE	RPI	RPI	RPI	RPI
DIV. I ONLY	16- 13	147	6- 4	141	158	131	131	11	11	
DIV. I NON-CONF.	8- 3	77	0- 0	209	228	101	101	13	13	
TOTALS	RPI 1-25	RPI 26-50	W-L RECORDS	RPI 51-100	RPI 101-150	RPI 150+				
16- 13	0- 1	2- 1	OVERALL	1- 5	0- 4	13- 2				
8- 5	0- 1	1- 0	HOME	1- 2	0- 2	6- 0				
7- 8	0- 0	1- 1	AWAY	0- 3	0- 2	6- 2				
1- 0	0- 0	0- 0	NEUTRAL	0- 0	0- 0	1- 0				
8- 3	0- 1	0- 1	NON-CONFERENCE	0- 1	0- 0	8- 0				
3- 1	0- 1	0- 0	HOME	0- 0	0- 0	3- 0				
4- 2	0- 0	0- 1	AWAY	0- 1	0- 0	4- 0				
1- 0	0- 0	0- 0	NEUTRAL	0- 0	0- 0	1- 0				
8- 10	0- 0	2- 0	CONFERENCE	1- 4	0- 4	5- 2				
5- 4	0- 0	1- 0	HOME	1- 2	0- 2	3- 0				
3- 6	0- 0	1- 0	AWAY	0- 2	0- 2	2- 2				
0- 0	0- 0	0- 0	NEUTRAL	0- 0	0- 0	0- 0				

RPI 1-25				RPI 26-50				RPI 51-100				RPI 101+ Team's RPI: 131			
RPI	S	Opponent	Score	RPI	S	Opponent	Score	RPI	S	Opponent	Score	RPI	S	Opponent	Score
18	H	Duquesne	62 79	38	A	St. Bonaventure	32 59	57	A	Ball St.	63 68	105	A	Toledo	60 71
				42	A	Ohio	70 58	57	H	Ball St.	57 59	122	A	Akron	49 62
				42	H	Ohio	51 43	65	A	Hofstra	36 79	122	H	Akron	61 69
								70	H	Central Mich.	67 61	141	H	Western Mich.	78 92
								83	A	Eastern Mich.	56 67	170	H	Cornell	59 41
								83	H	Eastern Mich.	55 70	197	A	Sacred Heart	66 53
												221	A	Massachusetts	56 48
												223	H	Canisius	54 40
												257	A	Bowling Green	63 50
												257	H	Bowling Green	55 52
												259	N	Clemson	61 51
												260	A	Northern Ill.	74 76
												278	A	UCF	66 60
												281	A	Miami (OH)	58 69
												281	H	Miami (OH)	58 39
												289	A	Niagara	57 48
												319	A	Kent St.	77 66
												319	H	Kent St.	63 47
												325	H	LIU Brooklyn	55 38
LAST 12 Division I GAMES:															
319	H	Kent St.	63 47	257	A	Bowling Green	63 50								
122	A	Akron	49 62	105	A	Toledo	60 71								
42	A	Ohio	70 58	57	H	Ball St.	57 59								
257	H	Bowling Green	55 52	42	H	Ohio	51 43								
281	H	Miami (OH)	58 39	260	A	Northern Ill.	74 76								
83	H	Eastern Mich.	55 70	281	A	Miami (OH)	58 69								

Non-Div I Games:

Buffalo

■ Loss,
 ■ Non-Conf,
 ■ S Site,
 ■ H Home
 ■ A Away
 N Neutral

Butler

Through Games Of March 6, 2016

Average RPI Win:	187	WON-LOST	WINNING	LAST 10	STRENGTH OF	OPP. STRENGTH	TEAM	ADJ.	CONF.	ADJ CONF.
Average RPI Loss:	78	RECORD	PCT. RANK	GAMES	SCHEDULE	OF SCHEDULE	RPI	RPI	RPI	RPI
DIV. I ONLY	10- 21	269	3- 7	75	63	179	179	6	6	
DIV. I NON-CONF.	5- 6	180	0- 0	131	24	142	142	6	6	
TOTALS	RPI 1-25	RPI 26-50	W-L RECORDS	RPI 51-100	RPI 101-150	RPI 150+				
10- 21	0- 5	0- 3	OVERALL	2- 7	2- 3	6- 3				
6- 7	0- 2	0- 1	HOME	2- 2	2- 1	2- 1				
2- 14	0- 3	0- 2	AWAY	0- 5	0- 2	2- 2				
2- 0	0- 0	0- 0	NEUTRAL	0- 0	0- 0	2- 0				
5- 6	0- 2	0- 1	NON-CONFERENCE	0- 1	2- 1	3- 1				
3- 1	0- 1	0- 0	HOME	0- 0	2- 0	1- 0				
1- 5	0- 1	0- 1	AWAY	0- 1	0- 1	1- 1				
1- 0	0- 0	0- 0	NEUTRAL	0- 0	0- 0	1- 0				
5- 15	0- 3	0- 2	CONFERENCE	2- 6	0- 2	3- 2				
3- 6	0- 1	0- 1	HOME	2- 2	0- 1	1- 1				
1- 9	0- 2	0- 1	AWAY	0- 4	0- 1	1- 1				
1- 0	0- 0	0- 0	NEUTRAL	0- 0	0- 0	1- 0				

RPI	S	Opponent	Score	RPI	S	Opponent	Score	RPI	S	Opponent	Score	RPI	S	Opponent	Score	Team's RPI: 179
20	A	DePaul	63 102	34	A	Seton Hall	77 98	51	A	St. John's (NY)	41 68	102	A	Wright St.	53 66	
20	A	DePaul	49 76	34	H	Seton Hall	67 72	51	H	St. John's (NY)	62 58	106	H	TCU	65 53	
20	H	DePaul	54 61	41	A	Chattanooga	49 60	53	A	Villanova	46 66	121	A	Creighton	49 77	
21	A	South Fla.	77 87					53	H	Villanova	45 57	121	H	Creighton	42 52	
25	H	Green Bay	46 55					57	A	Ball St.	50 58	140	H	Arkansas	63 57	
								97	A	Marquette	69 76	168	A	Xavier	47 55	
								97	H	Marquette	64 80	168	H	Xavier	63 73	
								100	A	Georgetown	35 49	168	N	Xavier	48 47	
								100	H	Georgetown	82 76	225	A	Indiana St.	63 70	
												241	H	Valparaiso	72 53	
												259	N	Clemson	54 50	
												265	A	Providence	77 67	
												265	H	Providence	65 50	
												278	A	UCF	71 63	
LAST 12 Division I GAMES:																
20	A	DePaul	49 76	20	A	DePaul	63 102									
168	N	Xavier	48 47	97	A	Marquette	69 76									
53	A	Villanova	46 66	265	H	Providence	65 50									
100	A	Georgetown	35 49	121	H	Creighton	42 52									
51	H	St. John's (NY)	62 58	168	A	Xavier	47 55									
34	H	Seton Hall	67 72	34	A	Seton Hall	77 98									

Non-Div I Games:

Butler

■ Loss,
■ Non-Conf,
■ S Site,
■ H Home
■ A Away
N Neutral

CSU Bakersfield

Through Games Of March 6, 2016

Average RPI Win:	261	WON-LOST	WINNING	LAST 10	STRENGTH OF	OPP. STRENGTH	TEAM	ADJ.	CONF.	ADJ CONF.
Average RPI Loss:	128	RECORD	PCT. RANK	GAMES	SCHEDULE	OF SCHEDULE	RPI	RPI	RPI	RPI
DIV. I ONLY	11- 18	243	6- 4	126	191	212	212	28	28	
DIV. I NON-CONF.	3- 12	290	0- 0	40	32	223	223	25	25	
TOTALS	RPI 1-25	RPI 26-50	W-L RECORDS	RPI 51-100	RPI 101-150	RPI 150+				
11- 18	0- 5	0- 0	OVERALL	0- 1	0- 5	11- 7				
7- 6	0- 0	0- 0	HOME	0- 0	0- 2	7- 4				
4- 10	0- 3	0- 0	AWAY	0- 1	0- 3	4- 3				
0- 2	0- 2	0- 0	NEUTRAL	0- 0	0- 0	0- 0				
3- 12	0- 5	0- 0	NON-CONFERENCE	0- 1	0- 3	3- 3				
3- 3	0- 0	0- 0	HOME	0- 0	0- 1	3- 2				
0- 7	0- 3	0- 0	AWAY	0- 1	0- 2	0- 1				
0- 2	0- 2	0- 0	NEUTRAL	0- 0	0- 0	0- 0				
8- 6	0- 0	0- 0	CONFERENCE	0- 0	0- 2	8- 4				
4- 3	0- 0	0- 0	HOME	0- 0	0- 1	4- 2				
4- 3	0- 0	0- 0	AWAY	0- 0	0- 1	4- 2				
0- 0	0- 0	0- 0	NEUTRAL	0- 0	0- 0	0- 0				

RPI 1-25				RPI 26-50				RPI 51-100				RPI 101+ Team's RPI: 212			
RPI	S	Opponent	Score	RPI	S	Opponent	Score	RPI	S	Opponent	Score	RPI	S	Opponent	Score
3	N	South Carolina	71 90					59	A	UC Riverside	61 81	107	A	New Mexico St.	63 86
5	A	Oregon St.	51 75									107	H	New Mexico St.	59 67
9	A	Stanford	41 83									117	A	Fresno St.	52 57
10	A	UCLA	68 82									118	A	Hawaii	60 74
11	N	Arizona St.	47 60									118	H	Hawaii	55 65
												172	H	Pacific	74 80
												187	H	Cal Poly	57 52
												191	A	UTRGV	46 60
												191	H	UTRGV	80 66
												192	H	San Jose St.	90 88
												211	A	Utah Valley	53 72
												211	H	Utah Valley	61 54
												227	A	Grand Canyon	76 67
												227	H	Grand Canyon	51 61
												266	H	Pepperdine	73 76
												267	A	UC Santa Barbara	60 61
												271	A	Seattle	66 52
												271	H	Seattle	76 68
												302	A	UMKC	78 68
												302	H	UMKC	40 56
												336	H	UC Irvine	65 39
												343	A	Chicago St.	74 61
												343	H	Chicago St.	76 43
LAST 12 Division I GAMES:															
271	A	Seattle	66 52	302	A	UMKC	78 68								
227	A	Grand Canyon	76 67	211	H	Utah Valley	61 54								
191	H	UTRGV	80 66	227	H	Grand Canyon	51 61								
107	H	New Mexico St.	59 67	107	A	New Mexico St.	63 86								
211	A	Utah Valley	53 72	191	A	UTRGV	46 60								
343	A	Chicago St.	74 61	271	H	Seattle	76 68								

Non-Div I Games:

CSU Bakersfield

Loss, Non-Conf, S Site, H Home A Away N Neutral

Average RPI Win: 269	WON-LOST	WINNING	LAST 10	STRENGTH OF	OPP. STRENGTH	TEAM	ADJ.	CONF.	ADJ CONF.
Average RPI Loss: 158	RECORD	PCT. RANK	GAMES	SCHEDULE	OF SCHEDULE	RPI	RPI	RPI	RPI
DIV. I ONLY	7- 23	303	3- 7	248	185	298	298	22	22
DIV. I NON-CONF.	2- 12	311	0- 0	237	60	300	300	21	21
TOTALS	RPI 1-25	RPI 26-50	W-L RECORDS	RPI 51-100	RPI 101-150	RPI 150+			
7- 23	0- 1	0- 2	OVERALL	0- 5	2- 4	5- 11			
4- 9	0- 0	0- 2	HOME	0- 1	2- 1	2- 5			
3- 14	0- 1	0- 0	AWAY	0- 4	0- 3	3- 6			
0- 0	0- 0	0- 0	NEUTRAL	0- 0	0- 0	0- 0			
2- 12	0- 1	0- 2	NON-CONFERENCE	0- 3	1- 1	1- 5			
1- 4	0- 0	0- 2	HOME	0- 0	1- 0	0- 2			
1- 8	0- 1	0- 0	AWAY	0- 3	0- 1	1- 3			
0- 0	0- 0	0- 0	NEUTRAL	0- 0	0- 0	0- 0			
5- 11	0- 0	0- 0	CONFERENCE	0- 2	1- 3	4- 6			
3- 5	0- 0	0- 0	HOME	0- 1	1- 1	2- 3			
2- 6	0- 0	0- 0	AWAY	0- 1	0- 2	2- 3			
0- 0	0- 0	0- 0	NEUTRAL	0- 0	0- 0	0- 0			

RPI 1-25				RPI 26-50				RPI 51-100				RPI 101+				Team's RPI: 298	
RPI	S	Opponent	Score	RPI	S	Opponent	Score	RPI	S	Opponent	Score	RPI	S	Opponent	Score		
11	A	Arizona St.	46 69	39	H	Georgia	58 83	59	A	UC Riverside	76 83	118	A	Hawaii	50 77		
				46	H	St. Mary's (CA)	59 93	59	H	UC Riverside	62 84	118	H	Hawaii	63 60		
								82	A	San Diego	64 86	129	A	Long Beach St.	71 74		
								86	A	California	44 106	129	H	Long Beach St.	69 79		
								87	A	Utah	56 97	130	H	Penn St.	81 73		
												135	A	Idaho	50 106		
												181	A	Eastern Wash.	59 70		
												187	A	Cal Poly	62 66		
												187	H	Cal Poly	66 77		
												188	A	UC Davis	50 57		
												188	H	UC Davis	52 75		
												255	H	San Diego St.	65 67		
												267	A	UC Santa Barbara	58 70		
												267	H	UC Santa Barbara	49 65		
												271	H	Seattle	56 62		
												286	A	Portland	68 62		
												323	A	Portland St.	77 83		
												335	A	Southern Utah	65 67		
												336	A	UC Irvine	83 64		
												336	H	UC Irvine	62 48		
												339	A	Cal St. Fullerton	82 71		
												339	H	Cal St. Fullerton	79 52		
LAST 12 Division I GAMES:																	
129	H	Long Beach St.	69 79	336	H	UC Irvine	62 48										
339	A	Cal St. Fullerton	82 71	59	A	UC Riverside	76 83										
188	A	UC Davis	50 57	129	A	Long Beach St.	71 74										
59	H	UC Riverside	62 84	339	H	Cal St. Fullerton	79 52										
187	H	Cal Poly	66 77	336	A	UC Irvine	83 64										
267	A	UC Santa Barbara	58 70	118	H	Hawaii	63 60										

Non-Div I Games:

CSUN

■ Loss,
 ■ Non-Conf,
 ■ S Site,
 ■ Home
 ■ A Away
 N Neutral

Average RPI Win:	254	WON-LOST	WINNING	LAST 10	STRENGTH OF	OPP. STRENGTH	TEAM	ADJ.	CONF.	ADJ CONF.
Average RPI Loss:	124	RECORD	PCT. RANK	GAMES	SCHEDULE	OF SCHEDULE	RPI	RPI	RPI	RPI
DIV. I ONLY	14- 15	175	4- 6	188	228	187	187	22	22	
DIV. I NON-CONF.	7- 6	156	0- 0	90	134	112	112	21	21	
TOTALS	RPI 1-25	RPI 26-50	W-L RECORDS	RPI 51-100	RPI 101-150	RPI 150+				
14- 15	0- 1	0- 1	OVERALL	1- 4	1- 4	12- 5				
8- 5	0- 0	0- 0	HOME	0- 2	1- 2	7- 1				
6- 9	0- 1	0- 1	AWAY	1- 2	0- 2	5- 3				
0- 1	0- 0	0- 0	NEUTRAL	0- 0	0- 0	0- 1				
7- 6	0- 1	0- 1	NON-CONFERENCE	1- 2	1- 0	5- 2				
4- 1	0- 0	0- 0	HOME	0- 1	1- 0	3- 0				
3- 4	0- 1	0- 1	AWAY	1- 1	0- 0	2- 1				
0- 1	0- 0	0- 0	NEUTRAL	0- 0	0- 0	0- 1				
7- 9	0- 0	0- 0	CONFERENCE	0- 2	0- 4	7- 3				
4- 4	0- 0	0- 0	HOME	0- 1	0- 2	4- 1				
3- 5	0- 0	0- 0	AWAY	0- 1	0- 2	3- 2				
0- 0	0- 0	0- 0	NEUTRAL	0- 0	0- 0	0- 0				

RPI 1-25				RPI 26-50				RPI 51-100				RPI 101+ Team's RPI: 187			
RPI	S	Opponent	Score	RPI	S	Opponent	Score	RPI	S	Opponent	Score	RPI	S	Opponent	Score
5	A	Oregon St.	43 80	46	A	St. Mary's (CA)	83 87	59	A	UC Riverside	83 93	117	H	Fresno St.	64 60
								59	H	UC Riverside	62 75	118	A	Hawaii	47 68
								61	H	Santa Clara	63 69	118	H	Hawaii	58 64
								86	A	California	57 82	129	A	Long Beach St.	53 65
								90	A	San Francisco	62 61	129	H	Long Beach St.	56 61
												151	H	Montana St.	66 57
												167	H	Sacramento St.	97 72
												188	A	UC Davis	71 82
												188	H	UC Davis	57 75
												191	N	UTRGV	58 66
												212	A	CSU Bakersfield	52 57
												238	H	Loyola Marymount	70 58
												266	A	Pepperdine	61 47
												267	A	UC Santa Barbara	67 78
												267	H	UC Santa Barbara	66 60
												298	A	CSUN	77 66
												298	H	CSUN	66 62
												313	A	A&M-Corpus Christi	56 45
												336	A	UC Irvine	72 54
												336	H	UC Irvine	50 38
												339	A	Cal St. Fullerton	63 57
												339	H	Cal St. Fullerton	51 46
LAST 12 Division I GAMES:															
118	A	Hawaii	47 68	188	A	UC Davis	71 82								
267	H	UC Santa Barbara	66 60	336	H	UC Irvine	50 38								
129	H	Long Beach St.	56 61	118	H	Hawaii	58 64								
298	A	CSUN	77 66	129	A	Long Beach St.	53 65								
339	A	Cal St. Fullerton	63 57	59	A	UC Riverside	83 93								
59	H	UC Riverside	62 75	188	H	UC Davis	57 75								

Non-Div I Games:

Cal Poly

■ Loss,
 ■ Non-Conf, S Site,
 ■ Home
 ■ Away
 N Neutral

Average RPI Win:	299	WON-LOST	WINNING	LAST 10	STRENGTH OF	OPP. STRENGTH	TEAM	ADJ.	CONF.	ADJ CONF.
Average RPI Loss:	196	RECORD	PCT. RANK	GAMES	SCHEDULE	OF SCHEDULE	RPI	RPI	RPI	RPI
DIV. I ONLY	3- 27	343	1- 9	279	290	339	339	22	22	
DIV. I NON-CONF.	2- 12	311	0- 0	274	328	331	331	21	21	
TOTALS	RPI 1-25	RPI 26-50	W-L RECORDS	RPI 51-100	RPI 101-150	RPI 150+				
3- 27	0- 0	0- 0	OVERALL	0- 3	0- 4	3- 20				
1- 13	0- 0	0- 0	HOME	0- 2	0- 2	1- 9				
2- 13	0- 0	0- 0	AWAY	0- 1	0- 2	2- 10				
0- 1	0- 0	0- 0	NEUTRAL	0- 0	0- 0	0- 1				
2- 12	0- 0	0- 0	NON-CONFERENCE	0- 1	0- 0	2- 11				
1- 5	0- 0	0- 0	HOME	0- 1	0- 0	1- 4				
1- 6	0- 0	0- 0	AWAY	0- 0	0- 0	1- 6				
0- 1	0- 0	0- 0	NEUTRAL	0- 0	0- 0	0- 1				
1- 15	0- 0	0- 0	CONFERENCE	0- 2	0- 4	1- 9				
0- 8	0- 0	0- 0	HOME	0- 1	0- 2	0- 5				
1- 7	0- 0	0- 0	AWAY	0- 1	0- 2	1- 4				
0- 0	0- 0	0- 0	NEUTRAL	0- 0	0- 0	0- 0				

[illegible]

Non-Div I Games:

Cal St. Fullerton

Loss, Non-Conf, S Site, H Home A Away N Neutral

RPI	S	Opponent	Score
336	H	UC Irvine	58 62

Cal St. Fullerton
t
o
n

C
a
l
S
t
.
F
u
l
l
e
r
t
o
n

C
a
l
S
t
.
F
u
l
l
e
r
t
o
n

California

Through Games Of March 6, 2016

Average RPI Win:	122	WON-LOST	WINNING	LAST 10	STRENGTH OF	OPP. STRENGTH	TEAM	ADJ.	CONF.	ADJ CONF.
Average RPI Loss:	47	RECORD	PCT. RANK	GAMES	SCHEDULE	OF SCHEDULE	RPI	RPI	RPI	RPI
DIV. I ONLY	15- 17	192	4- 6	7	6	86	86	1	1	
DIV. I NON-CONF.	8- 2	51	0- 0	41	72	35	35	1	1	
TOTALS	RPI 1-25	RPI 26-50	W-L RECORDS	RPI 51-100	RPI 101-150	RPI 150+				
15- 17	3- 9	0- 2	OVERALL	5- 4	2- 1	5- 1				
10- 6	1- 3	0- 2	HOME	4- 1	1- 0	4- 0				
2- 9	1- 1	0- 0	AWAY	0- 0	0- 0	1- 0				
3- 2	1- 2	0- 0	NEUTRAL	1- 0	1- 0	0- 0				
8- 2	1- 1	0- 1	NON-CONFERENCE	2- 0	1- 0	4- 0				
5- 1	0- 0	0- 1	HOME	2- 0	0- 0	3- 0				
2- 0	1- 0	0- 0	AWAY	0- 0	0- 0	1- 0				
1- 1	0- 1	0- 0	NEUTRAL	0- 0	1- 0	0- 0				
7- 15	2- 8	0- 1	CONFERENCE	3- 4	1- 1	1- 1				
5- 5	1- 3	0- 1	HOME	2- 1	1- 0	1- 0				
0- 9	0- 4	0- 0	AWAY	0- 3	0- 1	0- 1				
2- 1	1- 1	0- 0	NEUTRAL	1- 0	0- 0	0- 0				

RPI S Opponent Score	RPI S Opponent Score	RPI S Opponent Score	RPI S Opponent Score
5 A Oregon St. 48 70	33 H Washington 65 75	55 A Southern California 47 61	123 A Arizona 52 57
5 H Oregon St. 44 54	46 H St. Mary's (CA) 63 64	59 H UC Riverside 64 58	123 H Arizona 75 56
9 A Stanford 46 53		85 A Oregon 59 69	128 N Liberty 77 72
9 H Stanford 55 60		85 H Oregon 65 54	167 H Sacramento St. 117 99
10 A UCLA 56 75		87 A Utah 66 72	187 H Cal Poly 82 57
10 H UCLA 108 104		87 H Utah 79 84	200 A Colorado 57 78
10 N UCLA 67 73		87 N Utah 66 63	200 H Colorado 64 35
11 A Arizona St. 49 57		93 H Washington St. 74 71	269 A Austin Peay 67 58
11 H Arizona St. 49 64		95 H Nebraska 87 80	298 H CSUN 106 44
11 N Arizona St. 75 64			
14 A Louisville 75 71			
19 N Texas A&M 58 75			
LAST 12 Division I GAMES:			
10 N UCLA 67 73	87 A Utah 66 72		
11 N Arizona St. 75 64	123 H Arizona 75 56		
87 N Utah 66 63	11 H Arizona St. 49 64		
5 H Oregon St. 44 54	9 H Stanford 55 60		
85 H Oregon 65 54	9 A Stanford 46 53		
200 A Colorado 57 78	33 H Washington 65 75		

Non-Div I Games:

California

Loss, Non-Conf, S Site, H Home A Away N Neutral

Average RPI Win:	284	WON-LOST	WINNING	LAST 10	STRENGTH OF	OPP. STRENGTH	TEAM	ADJ.	CONF.	ADJ CONF.
Average RPI Loss:	192	RECORD	PCT. RANK	GAMES	SCHEDULE	OF SCHEDULE	RPI	RPI	RPI	RPI
DIV. I ONLY	12- 16	218	5- 5	298	322	268	268	26	26	
DIV. I NON-CONF.	5- 3	119	0- 0	281	343	165	165	29	29	
TOTALS	RPI 1-25	RPI 26-50	W-L RECORDS	RPI 51-100	RPI 101-150	RPI 150+				
12- 16	0- 0	0- 0	OVERALL	0- 2	1- 3	11- 11				
6- 7	0- 0	0- 0	HOME	0- 0	0- 2	6- 5				
6- 8	0- 0	0- 0	AWAY	0- 1	1- 1	5- 6				
0- 1	0- 0	0- 0	NEUTRAL	0- 1	0- 0	0- 0				
5- 3	0- 0	0- 0	NON-CONFERENCE	0- 2	0- 0	5- 1				
3- 0	0- 0	0- 0	HOME	0- 0	0- 0	3- 0				
2- 2	0- 0	0- 0	AWAY	0- 1	0- 0	2- 1				
0- 1	0- 0	0- 0	NEUTRAL	0- 1	0- 0	0- 0				
7- 13	0- 0	0- 0	CONFERENCE	0- 0	1- 3	6- 10				
3- 7	0- 0	0- 0	HOME	0- 0	0- 2	3- 5				
4- 6	0- 0	0- 0	AWAY	0- 0	1- 1	3- 5				
0- 0	0- 0	0- 0	NEUTRAL	0- 0	0- 0	0- 0				

RPI S	Opponent	Score	RPI S	Opponent	Score	RPI S	Opponent	Score	RPI S	Opponent	Score	Team's RPI: 268
						71 A	VCU	34 57	128 A	Liberty	55 67	
						99 N	Central Ark.	34 57	128 H	Liberty	52 62	
									132 A	UNC Asheville	64 56	
									132 H	UNC Asheville	58 72	
									166 A	ETSU	55 70	
									175 A	Radford	59 62	
									175 H	Radford	32 57	
									206 A	Gardner-Webb	56 68	
									206 H	Gardner-Webb	35 70	
									208 A	Presbyterian	54 64	
									208 H	Presbyterian	45 69	
									218 H	N.C. A&T	56 55	
									253 A	High Point	68 65	
									253 H	High Point	55 69	
									283 A	Coastal Caro.	83 70	
									283 H	Coastal Caro.	73 52	
									292 A	Charleston So.	57 65	
									292 H	Charleston So.	45 60	
									301 H	Western Caro.	73 66	
									308 A	Longwood	73 56	
									308 H	Longwood	72 65	
									317 H	Mt. St. Mary's	62 53	
									326 A	Winthrop	49 50	
									326 H	Winthrop	69 56	
									327 A	North Florida	66 55	
									348 A	N.C. Central	57 48	
LAST 12 Division I GAMES:												
175 H	Radford	32 57	308 H	Longwood	72 65							
253 A	High Point	68 65	128 A	Liberty	55 67							
132 A	UNC Asheville	64 56	206 A	Gardner-Webb	56 68							
292 H	Charleston So.	45 60	283 H	Coastal Caro.	73 52							
208 A	Presbyterian	54 64	292 A	Charleston So.	57 65							
326 H	Winthrop	69 56	326 A	Winthrop	49 50							

Non-Div I Games: UNC Pembroke

62 67

Campbell

Loss, Non-Conf, S Site, H Home A Away N Neutral

Average RPI Win: 250	WON-LOST	WINNING	LAST 10	STRENGTH OF	OPP. STRENGTH	TEAM	ADJ.	CONF.	ADJ CONF.
Average RPI Loss: 160	RECORD	PCT. RANK	GAMES	SCHEDULE	OF SCHEDULE	RPI	RPI	RPI	RPI
DIV. I ONLY	13- 17	215	4- 6	210	238	223	223	23	23
DIV. I NON-CONF.	5- 4	138	0- 0	39	175	90	90	22	22
TOTALS	RPI 1-25	RPI 26-50	W-L RECORDS	RPI 51-100	RPI 101-150	RPI 150+			
13- 17	0- 1	0- 1	OVERALL	1- 2	0- 4	12- 9			
8- 6	0- 0	0- 1	HOME	1- 1	0- 1	7- 3			
5- 10	0- 1	0- 0	AWAY	0- 1	0- 3	5- 5			
0- 1	0- 0	0- 0	NEUTRAL	0- 0	0- 0	0- 1			
5- 4	0- 1	0- 1	NON-CONFERENCE	1- 0	0- 2	4- 0			
3- 1	0- 0	0- 1	HOME	1- 0	0- 0	2- 0			
2- 3	0- 1	0- 0	AWAY	0- 0	0- 2	2- 0			
0- 0	0- 0	0- 0	NEUTRAL	0- 0	0- 0	0- 0			
8- 13	0- 0	0- 0	CONFERENCE	0- 2	0- 2	8- 9			
5- 5	0- 0	0- 0	HOME	0- 1	0- 1	5- 3			
3- 7	0- 0	0- 0	AWAY	0- 1	0- 1	3- 5			
0- 1	0- 0	0- 0	NEUTRAL	0- 0	0- 0	0- 1			

RPI 1-25				RPI 26-50				RPI 51-100				RPI 101+ Team's RPI: 223			
RPI	S	Opponent	Score	RPI	S	Opponent	Score	RPI	S	Opponent	Score	RPI	S	Opponent	Score
6	A	Texas	62 92	38	H	St. Bonaventure	47 59	81	A	Quinnipiac	54 63	111	A	Iona	56 79
								81	H	Quinnipiac	68 80	111	H	Iona	76 79
								89	H	Bucknell	61 56	126	A	Youngstown St.	51 53
												131	A	Buffalo	40 54
												158	A	Northeastern	68 57
												161	A	Marist	55 67
												161	H	Marist	71 69
												199	A	Fairfield	48 52
												199	H	Fairfield	50 51
												219	H	Binghamton	80 50
												229	A	Siena	57 61
												229	H	Siena	52 58
												243	A	Monmouth	75 79
												243	H	Monmouth	71 81
												247	A	Manhattan	55 77
												247	H	Manhattan	70 68
												263	H	Saint Francis (PA)	77 52
												284	A	Rider	73 64
												284	H	Rider	60 49
												287	A	Lamar	57 55
												289	A	Niagara	68 66
												289	H	Niagara	54 45
												289	N	Niagara	64 65
												338	A	Saint Peter's	60 53
												338	H	Saint Peter's	54 42
LAST 12 Division I GAMES:															
				289	N	Niagara	64 65					284	H	Rider	60 49
				161	A	Marist	55 67					243	A	Monmouth	75 79
				289	H	Niagara	54 45					247	A	Manhattan	55 77
				243	H	Monmouth	71 81					111	H	Iona	76 79
				247	H	Manhattan	70 68					289	A	Niagara	68 66
				161	H	Marist	71 69					199	A	Fairfield	48 52

Non-Div I Games:

Canisius

■ Loss,
 ■ Non-Conf,
 S Site,
 ■ Home
 ■ Away
 N Neutral

Central Ark.

Through Games Of March 6, 2016

Average RPI Win:	263	WON-LOST	WINNING	LAST 10	STRENGTH OF	OPP. STRENGTH	TEAM	ADJ.	CONF.	ADJ CONF.
Average RPI Loss:	72	RECORD	PCT. RANK	GAMES	SCHEDULE	OF SCHEDULE	RPI	RPI	RPI	RPI
DIV. I ONLY	22- 3	10	9- 1	321	293	99	99	25	25	
DIV. I NON-CONF.	6- 1	27	0- 0	283	324	94	94	26	26	
TOTALS	RPI 1-25	RPI 26-50	W-L RECORDS	RPI 51-100	RPI 101-150	RPI 150+				
22- 3	0- 0	0- 1	OVERALL	0- 1	3- 1	19- 0				
9- 2	0- 0	0- 0	HOME	0- 1	1- 1	8- 0				
11- 1	0- 0	0- 0	AWAY	0- 0	2- 0	9- 0				
2- 0	0- 0	0- 0	NEUTRAL	0- 0	0- 0	2- 0				
6- 1	0- 0	0- 1	NON-CONFERENCE	0- 0	0- 0	6- 0				
2- 0	0- 0	0- 0	HOME	0- 0	0- 0	2- 0				
2- 1	0- 0	0- 1	AWAY	0- 0	0- 0	2- 0				
2- 0	0- 0	0- 0	NEUTRAL	0- 0	0- 0	2- 0				
16- 2	0- 0	0- 0	CONFERENCE	0- 1	3- 1	13- 0				
7- 2	0- 0	0- 0	HOME	0- 1	1- 1	6- 0				
9- 0	0- 0	0- 0	AWAY	0- 0	2- 0	7- 0				
0- 0	0- 0	0- 0	NEUTRAL	0- 0	0- 0	0- 0				

RPI 1-25			RPI 26-50			RPI 51-100			Team's RPI: 99	RPI 101+		
RPI	S	Opponent	Score	RPI	S	Opponent	Score	RPI	S	Opponent	Score	RPI
27	A	Tennessee	47 102	76	H	Abilene Christian	49 61	114	A	Northwestern St.	74 49	114
								114	H	Northwestern St.	56 60	144
								144	A	McNeese St.	70 56	144
								144	H	McNeese St.	76 52	198
								198	A	SFA	55 53	231
								231	A	Southeast Mo. St.	63 54	236
								236	A	Sam Houston St.	73 63	236
								236	H	Sam Houston St.	72 53	248
								248	H	Houston Baptist	45 44	264
								264	A	Murray St.	61 51	264
								264	H	Murray St.	50 40	268
								268	N	Campbell	57 34	287
								287	H	Lamar	74 49	295
								295	H	Alcorn	58 35	304
								304	A	Nicholls St.	71 65	304
								304	H	Nicholls St.	56 51	312
								312	N	South Carolina St.	51 38	313
								313	A	A&M-Corpus Christi	66 55	318
								318	A	Southeastern La.	64 60	318
								318	H	Southeastern La.	80 58	329
								329	A	Incarnate Word	76 57	331
								331	A	New Orleans	59 44	331
								331	H	New Orleans	67 55	
LAST 12 Division I GAMES:												
144	H	McNeese St.	76 52	329	A	Incarnate Word	76 57	331	A	New Orleans	59 44	331
304	H	Nicholls St.	56 51	114	H	Northwestern St.	56 60	331	H	New Orleans	67 55	
318	A	Southeastern La.	64 60	331	H	New Orleans	67 55	318	H	Southeastern La.	80 58	
236	H	Sam Houston St.	72 53	114	A	Northwestern St.	74 49	318	H	Southeastern La.	80 58	
236	A	Sam Houston St.	73 63	114	A	Northwestern St.	74 49	318	H	Southeastern La.	80 58	
144	A	McNeese St.	70 56	304	A	Nicholls St.	71 65	318	H	Southeastern La.	80 58	

Non-Div I Games: Central Baptist 70 37 Hendrix 72 43 Crowley's Ridge 93 38 Jarvis Christian 77 23
Central Ark.

Loss, Non-Conf, S Site, H Home A Away N Neutral

Average RPI Win:	289	WON-LOST	WINNING	LAST 10	STRENGTH OF	OPP. STRENGTH	TEAM	ADJ.	CONF.	ADJ CONF.
Average RPI Loss:	209	RECORD	PCT. RANK	GAMES	SCHEDULE	OF SCHEDULE	RPI	RPI	RPI	RPI
DIV. I ONLY	12- 18	232	4- 6	302	331	275	275	30	30	
DIV. I NON-CONF.	3- 8	258	0- 0	204	162	270	270	32	32	
TOTALS	RPI 1-25	RPI 26-50	W-L RECORDS	RPI 51-100	RPI 101-150	RPI 150+				
12- 18	0- 1	0- 0	OVERALL	0- 2	0- 1	12- 14				
7- 6	0- 0	0- 0	HOME	0- 0	0- 0	7- 6				
5- 12	0- 1	0- 0	AWAY	0- 2	0- 1	5- 8				
0- 0	0- 0	0- 0	NEUTRAL	0- 0	0- 0	0- 0				
3- 8	0- 1	0- 0	NON-CONFERENCE	0- 2	0- 1	3- 4				
3- 1	0- 0	0- 0	HOME	0- 0	0- 0	3- 1				
0- 7	0- 1	0- 0	AWAY	0- 2	0- 1	0- 3				
0- 0	0- 0	0- 0	NEUTRAL	0- 0	0- 0	0- 0				
9- 10	0- 0	0- 0	CONFERENCE	0- 0	0- 0	9- 10				
4- 5	0- 0	0- 0	HOME	0- 0	0- 0	4- 5				
5- 5	0- 0	0- 0	AWAY	0- 0	0- 0	5- 5				
0- 0	0- 0	0- 0	NEUTRAL	0- 0	0- 0	0- 0				

RPI 1-25				RPI 26-50				RPI 51-100				RPI 101+ Team's RPI: 275			
RPI	S	Opponent	Score	RPI	S	Opponent	Score	RPI	S	Opponent	Score	RPI	S	Opponent	Score
8	A	Maryland	43 86					63	A	Maine	42 62	130	A	Penn St.	47 73
								66	A	Army West Point	52 81	159	A	Fordham	48 63
												197	A	Sacred Heart	69 79
												197	H	Sacred Heart	57 61
												209	A	Robert Morris	55 72
												209	H	Robert Morris	48 39
												214	H	Dartmouth	59 55
												217	A	Hartford	41 49
												221	H	Massachusetts	78 68
												222	A	Bryant	56 70
												222	H	Bryant	53 65
												232	H	New Hampshire	50 64
												263	A	Saint Francis (PA)	77 83
												263	A	Saint Francis (PA)	79 59
												263	H	Saint Francis (PA)	66 51
												277	A	Vermont	63 79
												315	A	Fairleigh Dickinson	78 75
												315	H	Fairleigh Dickinson	71 59
												317	A	Mt. St. Mary's	48 54
												317	H	Mt. St. Mary's	55 59
												320	H	UMass Lowell	64 53
												325	A	LIU Brooklyn	65 57
												325	H	LIU Brooklyn	45 59
												337	A	St. Francis Brooklyn	67 61
												337	H	St. Francis Brooklyn	65 61
												345	A	Wagner	62 52
LAST 12 Division I GAMES:															
263	A	Saint Francis (PA)	77 83	197	A	Sacred Heart	69 79								
337	A	St. Francis Brooklyn	67 61	209	A	Robert Morris	55 72								
315	H	Fairleigh Dickinson	71 59	263	A	Saint Francis (PA)	79 59								
317	H	Mt. St. Mary's	55 59	222	H	Bryant	53 65								
345	H	Wagner	63 64	337	H	St. Francis Brooklyn	65 61								
325	A	LIU Brooklyn	65 57	209	H	Robert Morris	48 39								

Non-Div I Games:

Central Conn. St.

■ Loss,
 ■ Non-Conf,
 ■ S Site,
 ■ H Home
 ■ A Away
 N Neutral

RPI	S	Opponent	Score
345	H	Wagner	63 64

Central Conn. St.

Central Mich.

Through Games Of March 6, 2016

Average RPI Win:	178	WON-LOST	WINNING	LAST 10	STRENGTH OF	OPP. STRENGTH	TEAM	ADJ.	CONF.	ADJ CONF.
Average RPI Loss:	118	RECORD	PCT. RANK	GAMES	SCHEDULE	OF SCHEDULE	RPI	RPI	RPI	RPI
DIV. I ONLY	20- 9	70	8- 2	99	129	70	70	11	11	
DIV. I NON-CONF.	6- 5	146	0- 0	153	132	139	139	13	13	
TOTALS	RPI 1-25	RPI 26-50	W-L RECORDS	RPI 51-100	RPI 101-150	RPI 150+				
20- 9	0- 1	0- 1	OVERALL	5- 0	5- 5	10- 2				
11- 3	0- 1	0- 0	HOME	3- 0	3- 2	5- 0				
8- 6	0- 0	0- 1	AWAY	2- 0	2- 3	4- 2				
1- 0	0- 0	0- 0	NEUTRAL	0- 0	0- 0	1- 0				
6- 5	0- 1	0- 0	NON-CONFERENCE	1- 0	1- 2	4- 2				
3- 2	0- 1	0- 0	HOME	1- 0	1- 1	1- 0				
2- 3	0- 0	0- 0	AWAY	0- 0	0- 1	2- 2				
1- 0	0- 0	0- 0	NEUTRAL	0- 0	0- 0	1- 0				
14- 4	0- 0	0- 1	CONFERENCE	4- 0	4- 3	6- 0				
8- 1	0- 0	0- 0	HOME	2- 0	2- 1	4- 0				
6- 3	0- 0	0- 1	AWAY	2- 0	2- 2	2- 0				
0- 0	0- 0	0- 0	NEUTRAL	0- 0	0- 0	0- 0				

RPI 1-25				RPI 26-50				RPI 51-100				Team's RPI: 70				RPI 101+			
RPI	S	Opponent	Score	RPI	S	Opponent	Score	RPI	S	Opponent	Score			RPI	S	Opponent	Score		
18	H	Duquesne	49 68	42	A	Ohio	84 86	57	A	Ball St.	74 65			105	A	Toledo	72 76		
								57	H	Ball St.	67 66			105	H	Toledo	79 81		
								67	H	Middle Tenn.	81 59			110	H	Memphis	61 64		
								83	A	Eastern Mich.	66 65			115	A	Saint Joseph's	66 76		
								83	H	Eastern Mich.	78 70			122	A	Akron	97 77		
														122	H	Akron	81 60		
														131	A	Buffalo	61 67		
														141	A	Western Mich.	73 61		
														141	H	Western Mich.	53 51		
														145	H	SIUE	78 65		
														174	A	Loyola Chicago	68 59		
														180	A	Illinois	69 74		
														204	A	Oakland	110 87		
														225	H	Indiana St.	85 65		
														252	A	Ill.-Chicago	63 66		
														257	H	Bowling Green	76 75		
														260	A	Northern Ill.	73 67		
														260	H	Northern Ill.	95 63		
														281	A	Miami (OH)	72 58		
														281	H	Miami (OH)	77 54		
														284	N	Rider	76 58		
														319	H	Kent St.	81 61		
LAST 12 Division I GAMES:																			
				83	H	Eastern Mich.	78 70					57	A	Ball St.	74 65				
				105	A	Toledo	72 76					257	H	Bowling Green	76 75				
				141	A	Western Mich.	73 61					83	A	Eastern Mich.	66 65				
				57	H	Ball St.	67 66					281	H	Miami (OH)	77 54				
				105	H	Toledo	79 81					141	H	Western Mich.	53 51				
				260	A	Northern Ill.	73 67					122	H	Akron	81 60				

Non-Div I Games:

Central Mich.

■ Loss,
 ■ Non-Conf, S Site,
 ■ Home
 ■ Away
 N Neutral

Average RPI Win: 287		WON-LOST	WINNING	LAST 10	STRENGTH OF	OPP. STRENGTH	TEAM	ADJ.	CONF.	ADJ CONF.
Average RPI Loss: 200		RECORD	PCT. RANK	GAMES	SCHEDULE	OF SCHEDULE	RPI	RPI	RPI	RPI
DIV. I ONLY		10- 16	242	4- 6	337	271	292	292	26	26
DIV. I NON-CONF.		2- 4	234	0- 0	349	87	345	345	29	29
TOTALS		RPI 1-25	RPI 26-50	W-L RECORDS	RPI 51-100	RPI 101-150	RPI 150+			
10- 16	0- 0		0- 0	OVERALL	0- 0	0- 5	10- 11			
6- 6	0- 0		0- 0	HOME	0- 0	0- 2	6- 4			
4- 10	0- 0		0- 0	AWAY	0- 0	0- 3	4- 7			
0- 0	0- 0		0- 0	NEUTRAL	0- 0	0- 0	0- 0			
2- 4	0- 0		0- 0	NON-CONFERENCE	0- 0	0- 1	2- 3			
2- 0	0- 0		0- 0	HOME	0- 0	0- 0	2- 0			
0- 4	0- 0		0- 0	AWAY	0- 0	0- 1	0- 3			
0- 0	0- 0		0- 0	NEUTRAL	0- 0	0- 0	0- 0			
8- 12	0- 0		0- 0	CONFERENCE	0- 0	0- 4	8- 8			
4- 6	0- 0		0- 0	HOME	0- 0	0- 2	4- 4			
4- 6	0- 0		0- 0	AWAY	0- 0	0- 2	4- 4			
0- 0	0- 0		0- 0	NEUTRAL	0- 0	0- 0	0- 0			

[illegible]

Non-Div I Games:	Paine	69	62	Columbia Int'l	67	35	Warner	73	53
------------------	-------	----	----	----------------	----	----	--------	----	----

Charleston So.

■ Loss, ■ Non-Conf, S Site, H Home A Away N Neutral

Average RPI Win:	197	WON-LOST	WINNING	LAST 10	STRENGTH OF	OPP. STRENGTH	TEAM	ADJ.	CONF.	ADJ CONF.
Average RPI Loss:	82	RECORD	PCT. RANK	GAMES	SCHEDULE	OF SCHEDULE	RPI	RPI	RPI	RPI
DIV. I ONLY	19- 10	81	8- 2	107	121	77	77	13	13	
DIV. I NON-CONF.	7- 4	110	0- 0	93	143	89	89	11	11	
TOTALS	RPI 1-25	RPI 26-50	W-L RECORDS	RPI 51-100	RPI 101-150	RPI 150+				
19- 10	0- 0	1- 5	OVERALL	1- 2	3- 0	14- 3				
12- 2	0- 0	1- 1	HOME	1- 0	1- 0	9- 1				
6- 8	0- 0	0- 4	AWAY	0- 2	1- 0	5- 2				
1- 0	0- 0	0- 0	NEUTRAL	0- 0	1- 0	0- 0				
7- 4	0- 0	0- 3	NON-CONFERENCE	1- 1	1- 0	5- 0				
4- 1	0- 0	0- 1	HOME	1- 0	0- 0	3- 0				
2- 3	0- 0	0- 2	AWAY	0- 1	0- 0	2- 0				
1- 0	0- 0	0- 0	NEUTRAL	0- 0	1- 0	0- 0				
12- 6	0- 0	1- 2	CONFERENCE	0- 1	2- 0	9- 3				
8- 1	0- 0	1- 0	HOME	0- 0	1- 0	6- 1				
4- 5	0- 0	0- 2	AWAY	0- 1	1- 0	3- 2				
0- 0	0- 0	0- 0	NEUTRAL	0- 0	0- 0	0- 0				

RPI 1-25				RPI 26-50				RPI 51-100				Team's RPI: 77		RPI 101+			
RPI	S	Opponent	Score	RPI	S	Opponent	Score	RPI	S	Opponent	Score			RPI	S	Opponent	Score
				28	H	Miami (FL)	70 77	57	H	Ball St.	72 66			113	N	Mercer	72 62
				31	A	UTEP	91 94	67	A	Middle Tenn.	67 72			134	A	Marshall	64 61
				37	A	Western Ky.	66 77	88	A	Elon	83 90			134	H	Marshall	87 77
				37	H	Western Ky.	81 72							154	A	Old Dominion	85 94
				43	A	Missouri	71 88							154	H	Old Dominion	59 71
				49	A	North Carolina St.	65 72							164	H	Fla. Atlantic	85 79
														165	A	UAB	57 75
														171	H	Southern Miss.	80 59
														183	H	Louisiana Tech	63 58
														189	A	Davidson	99 88
														209	H	Robert Morris	94 73
														226	H	Col. of Charleston	89 61
														233	A	Rice	69 58
														233	H	Rice	68 63
														240	A	North Texas	82 70
														240	H	North Texas	72 69
														246	A	UTSA	64 54
														273	A	Georgia St.	83 71
														311	H	FIU	87 74
														348	H	N.C. Central	67 52
LAST 12 Division I GAMES:																	
				240	H	North Texas	72 69	240	A	North Texas	82 70						
				233	H	Rice	68 63	233	A	Rice	69 58						
				31	A	UTEP	91 94	154	A	Old Dominion	85 94						
				246	A	UTSA	64 54	164	H	Fla. Atlantic	85 79						
				37	H	Western Ky.	81 72	311	H	FIU	87 74						
				134	H	Marshall	87 77	37	A	Western Ky.	66 77						

Non-Div I Games:

Charlotte

Average RPI Win:	297	WON-LOST	WINNING	LAST 10	STRENGTH OF	OPP. STRENGTH	TEAM	ADJ.	CONF.	ADJ CONF.
Average RPI Loss:	204	RECORD	PCT. RANK	GAMES	SCHEDULE	OF SCHEDULE	RPI	RPI	RPI	RPI
DIV. I ONLY	4- 24	327	2- 8	310	273	343	343	28	28	
DIV. I NON-CONF.	2- 12	311	0- 0	313	269	339	339	25	25	
TOTALS	RPI 1-25	RPI 26-50	W-L RECORDS	RPI 51-100	RPI 101-150	RPI 150+				
4- 24	0- 1	0- 1	OVERALL	0- 0	0- 4	4- 18				
3- 11	0- 0	0- 1	HOME	0- 0	0- 2	3- 8				
1- 13	0- 1	0- 0	AWAY	0- 0	0- 2	1- 10				
0- 0	0- 0	0- 0	NEUTRAL	0- 0	0- 0	0- 0				
2- 12	0- 1	0- 1	NON-CONFERENCE	0- 0	0- 2	2- 8				
1- 6	0- 0	0- 1	HOME	0- 0	0- 1	1- 4				
1- 6	0- 1	0- 0	AWAY	0- 0	0- 1	1- 4				
0- 0	0- 0	0- 0	NEUTRAL	0- 0	0- 0	0- 0				
2- 12	0- 0	0- 0	CONFERENCE	0- 0	0- 2	2- 10				
2- 5	0- 0	0- 0	HOME	0- 0	0- 1	2- 4				
0- 7	0- 0	0- 0	AWAY	0- 0	0- 1	0- 6				
0- 0	0- 0	0- 0	NEUTRAL	0- 0	0- 0	0- 0				

RPI 1-25				RPI 26-50				RPI 51-100				RPI 101+ Team's RPI: 343			
RPI	S	Opponent	Score	RPI	S	Opponent	Score	RPI	S	Opponent	Score	RPI	S	Opponent	Score
20	A	DePaul	42 88	48	H	Kansas St.	54 63					107	A	New Mexico St.	63 76
												107	H	New Mexico St.	60 70
												141	A	Western Mich.	56 65
												148	H	Milwaukee	48 55
												180	A	Illinois	36 67
												191	A	UTRGV	56 78
												191	H	UTRGV	56 64
												204	H	Oakland	51 74
												211	A	Utah Valley	46 74
												211	H	Utah Valley	62 69
												212	A	CSU Bakersfield	43 76
												212	H	CSU Bakersfield	61 74
												227	A	Grand Canyon	36 74
												227	H	Grand Canyon	60 65
												234	A	Western Ill.	50 88
												252	H	Ill.-Chicago	47 51
												260	H	Northern Ill.	50 68
												271	A	Seattle	45 59
												271	H	Seattle	57 49
												302	A	UMKC	50 67
												302	H	UMKC	77 72
												303	H	Bradley	60 66
												306	H	Morehead St.	75 71
												307	A	Jackson St.	76 59
												314	A	Illinois St.	53 57
												316	A	IPFW	51 62
LAST 12 Division I GAMES:															
302	A	UMKC	50 67	271	H	Seattle	57 49								
191	A	UTRGV	56 78	302	H	UMKC	77 72								
227	H	Grand Canyon	60 65	211	A	Utah Valley	46 74								
211	H	Utah Valley	62 69	227	A	Grand Canyon	36 74								
107	A	New Mexico St.	63 76	107	H	New Mexico St.	60 70								
212	H	CSU Bakersfield	61 74	191	H	UTRGV	56 64								

Non-Div I Games:

Chicago St.

■ Loss,
■ Non-Conf,
■ S Site,
■ H Home
■ A Away
N Neutral

Average RPI Win:	256	WON-LOST	WINNING	LAST 10	STRENGTH OF	OPP. STRENGTH	TEAM	ADJ.	CONF.	ADJ CONF.
Average RPI Loss:	94	RECORD	PCT. RANK	GAMES	SCHEDULE	OF SCHEDULE	RPI	RPI	RPI	RPI
DIV. I ONLY	8- 22	291	1- 9	95	79	237	237	9	9	
DIV. I NON-CONF.	4- 7	222	0- 0	38	73	183	183	7	7	
TOTALS	RPI 1-25	RPI 26-50	W-L RECORDS	RPI 51-100	RPI 101-150	RPI 150+				
8- 22	0- 7	0- 1	OVERALL	0- 3	1- 7	7- 4				
5- 10	0- 3	0- 0	HOME	0- 1	1- 3	4- 3				
3- 9	0- 2	0- 1	AWAY	0- 2	0- 3	3- 1				
0- 3	0- 2	0- 0	NEUTRAL	0- 0	0- 1	0- 0				
4- 7	0- 3	0- 1	NON-CONFERENCE	0- 0	1- 2	3- 1				
4- 2	0- 1	0- 0	HOME	0- 0	1- 1	3- 0				
0- 3	0- 0	0- 1	AWAY	0- 0	0- 1	0- 1				
0- 2	0- 2	0- 0	NEUTRAL	0- 0	0- 0	0- 0				
4- 15	0- 4	0- 0	CONFERENCE	0- 3	0- 5	4- 3				
1- 8	0- 2	0- 0	HOME	0- 1	0- 2	1- 3				
3- 6	0- 2	0- 0	AWAY	0- 2	0- 2	3- 0				
0- 1	0- 0	0- 0	NEUTRAL	0- 0	0- 1	0- 0				

RPI 1-25				RPI 26-50				RPI 51-100				RPI 101+ Team's RPI: 237			
RPI	S	Opponent	Score	RPI	S	Opponent	Score	RPI	S	Opponent	Score	RPI	S	Opponent	Score
2	N	Baylor	34 72	39	A	Georgia	42 60	69	A	Temple	51 74	104	H	UT Martin	57 63
4	A	UConn	34 88					69	H	Temple	49 74	110	A	Memphis	51 54
4	H	UConn	45 107					73	A	Tulane	51 70	110	H	Memphis	47 64
7	H	Ohio St.	76 105									143	A	Detroit	68 77
17	N	Michigan St.	63 103									147	A	East Carolina	60 63
21	A	South Fla.	49 82									147	H	East Carolina	55 77
21	H	South Fla.	51 78									147	N	East Carolina	61 70
												150	H	Northern Ky.	71 68
												168	A	Xavier	56 65
												190	A	Tulsa	55 53
												190	H	Tulsa	63 76
												193	H	SMU	55 73
												257	H	Bowling Green	54 51
												263	H	Saint Francis (PA)	93 86
												278	A	UCF	68 50
												278	H	UCF	60 80
												285	A	Houston	67 61
												285	H	Houston	56 50
												340	H	Eastern Ill.	70 57
LAST 12 Division I GAMES:															
147	N	East Carolina	61 70	21	H	South Fla.	51 78	69	H	Temple	49 74	110	A	Memphis	51 54
73	A	Tulane	51 70	21	A	South Fla.	49 82	285	H	Houston	56 50	193	H	SMU	55 73
190	H	Tulsa	63 76												
147	H	East Carolina	55 77												
285	A	Houston	67 61												
4	A	UConn	34 88												

Non-Div I Games:

Cincinnati

■ Loss,
■ Non-Conf,
■ S Site,
■ Home
■ A Away
N Neutral

Average RPI Win:	254	WON-LOST	WINNING	LAST 10	STRENGTH OF	OPP. STRENGTH	TEAM	ADJ.	CONF.	ADJ CONF.
Average RPI Loss:	103	RECORD	PCT. RANK	GAMES	SCHEDULE	OF SCHEDULE	RPI	RPI	RPI	RPI
DIV. I ONLY	4- 26	335	0- 10	42	86	259	259	4	4	
DIV. I NON-CONF.	4- 9	245	0- 0	116	333	244	244	5	5	
TOTALS	RPI 1-25	RPI 26-50	W-L RECORDS	RPI 51-100	RPI 101-150	RPI 150+				
4- 26	0- 6	0- 3	OVERALL	0- 4	1- 7	3- 6				
3- 12	0- 2	0- 3	HOME	0- 1	1- 3	2- 3				
1- 11	0- 4	0- 0	AWAY	0- 3	0- 2	1- 2				
0- 3	0- 0	0- 0	NEUTRAL	0- 0	0- 2	0- 1				
4- 9	0- 1	0- 0	NON-CONFERENCE	0- 2	1- 1	3- 5				
3- 4	0- 1	0- 0	HOME	0- 0	1- 0	2- 3				
1- 3	0- 0	0- 0	AWAY	0- 2	0- 0	1- 1				
0- 2	0- 0	0- 0	NEUTRAL	0- 0	0- 1	0- 1				
0- 17	0- 5	0- 3	CONFERENCE	0- 2	0- 6	0- 1				
0- 8	0- 1	0- 3	HOME	0- 1	0- 3	0- 0				
0- 8	0- 4	0- 0	AWAY	0- 1	0- 2	0- 1				
0- 1	0- 0	0- 0	NEUTRAL	0- 0	0- 1	0- 0				

RPI 1-25				RPI 26-50				RPI 51-100				RPI 101+				Team's RPI: 259	
RPI	S	Opponent	Score	RPI	S	Opponent	Score	RPI	S	Opponent	Score	RPI	S	Opponent	Score		
1	A	Notre Dame	52 71	28	H	Miami (FL)	49 83	63	A	Maine	42 75	108	A	Virginia	48 65		
3	H	South Carolina	41 67	47	H	Duke	43 72	72	A	Georgia Tech	48 77	116	H	Boston College	64 67		
13	A	Syracuse	62 83	49	H	North Carolina St.	57 71	72	H	Georgia Tech	63 76	120	A	Virginia Tech	49 79		
14	A	Louisville	33 75					85	A	Oregon	56 69	125	H	Pittsburgh	56 59		
15	A	Florida St.	56 75									131	N	Buffalo	51 61		
15	H	Florida St.	40 85									132	H	UNC Asheville	67 49		
												139	H	Wake Forest	45 55		
												139	N	Wake Forest	58 73		
												153	A	North Carolina	56 72		
												179	N	Butler	50 54		
												203	H	William & Mary	41 58		
												215	A	Furman	49 70		
												280	A	Tennessee Tech	71 53		
												283	H	Coastal Caro.	47 63		
												292	H	Charleston So.	43 36		
												297	H	Florida A&M	68 77		
												312	H	South Carolina St.	63 54		
LAST 12 Division I GAMES:																	
				139	N	Wake Forest	58 73	139	H	Wake Forest	45 55						
				49	H	North Carolina St.	57 71	15	A	Florida St.	56 75						
				1	A	Notre Dame	52 71	13	A	Syracuse	62 83						
				108	A	Virginia	48 65	125	H	Pittsburgh	56 59						
				116	H	Boston College	64 67	14	A	Louisville	33 75						
				72	A	Georgia Tech	48 77	72	H	Georgia Tech	63 76						

Non-Div I Games:

Clemson

■ Loss,
 ■ Non-Conf,
 ■ S Site,
 ■ Home
 ■ A Away
 N Neutral

Average RPI Win:	221	WON-LOST	WINNING	LAST 10	STRENGTH OF	OPP. STRENGTH	TEAM	ADJ.	CONF.	ADJ CONF.
Average RPI Loss:	155	RECORD	PCT. RANK	GAMES	SCHEDULE	OF SCHEDULE	RPI	RPI	RPI	RPI
DIV. I ONLY	9- 19	271	5- 5	174	178	261	261	14	14	
DIV. I NON-CONF.	3- 7	248	0- 1	315	257	316	316	16	16	
TOTALS	RPI 1-25	RPI 26-50	W-L RECORDS	RPI 51-100	RPI 101-150	RPI 150+				
9- 19	0- 2	0- 0	OVERALL	0- 3	3- 8	6- 6				
6- 7	0- 1	0- 0	HOME	0- 1	1- 4	5- 1				
3- 10	0- 1	0- 0	AWAY	0- 1	2- 4	1- 4				
0- 2	0- 0	0- 0	NEUTRAL	0- 1	0- 0	0- 1				
3- 7	0- 0	0- 0	NON-CONFERENCE	0- 3	0- 1	3- 3				
2- 2	0- 0	0- 0	HOME	0- 1	0- 0	2- 1				
1- 3	0- 0	0- 0	AWAY	0- 1	0- 1	1- 1				
0- 2	0- 0	0- 0	NEUTRAL	0- 1	0- 0	0- 1				
6- 12	0- 2	0- 0	CONFERENCE	0- 0	3- 7	3- 3				
4- 5	0- 1	0- 0	HOME	0- 0	1- 4	3- 0				
2- 7	0- 1	0- 0	AWAY	0- 0	2- 3	0- 3				
0- 0	0- 0	0- 0	NEUTRAL	0- 0	0- 0	0- 0				

RPI 1-25				RPI 26-50				RPI 51-100				RPI 101+ Team's RPI: 261			
RPI	S	Opponent	Score	RPI	S	Opponent	Score	RPI	S	Opponent	Score	RPI	S	Opponent	Score
25	A	Green Bay	53 71					54	N	Saint Louis	65 76	102	A	Wright St.	64 81
25	H	Green Bay	45 66					78	A	Belmont	58 76	102	H	Wright St.	65 93
								89	H	Bucknell	57 59	105	A	Toledo	53 66
												126	A	Youngstown St.	53 43
												126	H	Youngstown St.	75 68
												143	A	Detroit	68 82
												143	H	Detroit	60 66
												148	A	Milwaukee	58 59
												148	H	Milwaukee	46 62
												150	A	Northern Ky.	64 62
												150	H	Northern Ky.	51 83
												204	A	Oakland	69 79
												204	H	Oakland	88 75
												241	A	Valparaiso	59 66
												241	H	Valparaiso	72 65
												252	A	Ill.-Chicago	62 80
												252	H	Ill.-Chicago	72 69
												257	H	Bowling Green	69 48
												289	A	Niagara	72 73
												309	N	UNCG	51 55
												311	H	FIU	64 57
												319	A	Kent St.	60 49
												330	H	Evansville	63 72
LAST 12 Division I GAMES:															
309	N	UNCG	51 55	25	A	Green Bay	53 71	148	A	Milwaukee	58 59	204	H	Oakland	88 75
150	A	Northern Ky.	64 62	143	H	Detroit	60 66	102	H	Wright St.	65 93	150	H	Northern Ky.	51 83
102	A	Wright St.	64 81	102	H	Wright St.	65 93								
241	H	Valparaiso	72 65												
252	H	Ill.-Chicago	72 69												
126	A	Youngstown St.	53 43												

Non-Div I Games:

Cleveland St.

■ Loss,
 ■ Non-Conf,
 ■ S Site,
 ■ Home
 ■ A Away
 N Neutral

Average RPI Win:	252	WON-LOST	WINNING	LAST 10	STRENGTH OF	OPP. STRENGTH	TEAM	ADJ.	CONF.	ADJ CONF.
Average RPI Loss:	209	RECORD	PCT. RANK	GAMES	SCHEDULE	OF SCHEDULE	RPI	RPI	RPI	RPI
DIV. I ONLY	9- 17	257	5- 5	278	311	283	283	26	26	
DIV. I NON-CONF.	2- 4	234	0- 0	258	259	263	263	29	29	
TOTALS	RPI 1-25	RPI 26-50	W-L RECORDS	RPI 51-100	RPI 101-150	RPI 150+				
9- 17	0- 0	0- 0	OVERALL	0- 1	1- 4	8- 12				
5- 6	0- 0	0- 0	HOME	0- 0	0- 2	5- 4				
4- 8	0- 0	0- 0	AWAY	0- 0	1- 1	3- 7				
0- 3	0- 0	0- 0	NEUTRAL	0- 1	0- 1	0- 1				
2- 4	0- 0	0- 0	NON-CONFERENCE	0- 1	0- 1	2- 2				
1- 0	0- 0	0- 0	HOME	0- 0	0- 0	1- 0				
1- 1	0- 0	0- 0	AWAY	0- 0	0- 0	1- 1				
0- 3	0- 0	0- 0	NEUTRAL	0- 1	0- 1	0- 1				
7- 13	0- 0	0- 0	CONFERENCE	0- 0	1- 3	6- 10				
4- 6	0- 0	0- 0	HOME	0- 0	0- 2	4- 4				
3- 7	0- 0	0- 0	AWAY	0- 0	1- 1	2- 6				
0- 0	0- 0	0- 0	NEUTRAL	0- 0	0- 0	0- 0				

RPI 1-25			RPI 26-50			RPI 51-100			RPI 101+			Team's RPI: 283
RPI	S	Opponent	Score	RPI	S	Opponent	Score	RPI	S	Opponent	Score	
						65 N Hofstra	40 82	128 A	Liberty	58 51		
								128 H	Liberty	63 65		
								132 A	UNC Asheville	69 77		
								132 H	UNC Asheville	52 63		
								139 N	Wake Forest	52 81		
								175 A	Radford	45 61		
								175 H	Radford	36 49		
								197 N	Sacred Heart	62 71		
								206 A	Gardner-Webb	59 56		
								206 H	Gardner-Webb	51 61		
								208 A	Presbyterian	42 66		
								208 H	Presbyterian	60 47		
								253 A	High Point	52 53		
								253 H	High Point	79 53		
								259 A	Clemson	63 47		
								263 A	Saint Francis (PA)	74 106		
								268 A	Campbell	52 73		
								268 H	Campbell	70 83		
								292 A	Charleston So.	73 62		
								292 H	Charleston So.	61 40		
								305 H	Wofford	83 69		
								308 A	Longwood	76 84		
								308 H	Longwood	48 56		
								326 A	Winthrop	43 52		
								326 H	Winthrop	76 59		
LAST 12 Division I GAMES:												
						326 H	Winthrop	76 59				
						308 A	Longwood	76 84				
						206 H	Gardner-Webb	51 61				
						208 H	Presbyterian	60 47				
						128 A	Liberty	58 51				
						292 H	Charleston So.	61 40				
						326 A	Winthrop	43 52				
						253 H	High Point	79 53				
						132 A	UNC Asheville	69 77				
						175 H	Radford	36 49				
						268 A	Campbell	52 73				
						208 A	Presbyterian	42 66				

Non-Div I Games: Allen 86 45 Warren Wilson 100 49 Mid-Atlantic Christ105 15

Coastal Caro.

Loss, Non-Conf, S Site, H Home A Away N Neutral

Average RPI Win:	246	WON-LOST	WINNING	LAST 10	STRENGTH OF	OPP. STRENGTH	TEAM	ADJ.	CONF.	ADJ CONF.
Average RPI Loss:	111	RECORD	PCT. RANK	GAMES	SCHEDULE	OF SCHEDULE	RPI	RPI	RPI	RPI
DIV. I ONLY	10- 19	259	2- 8	116	157	226	226	12	12	
DIV. I NON-CONF.	5- 6	180	0- 0	114	243	177	177	10	10	
TOTALS	RPI 1-25	RPI 26-50	W-L RECORDS	RPI 51-100	RPI 101-150	RPI 150+				
10- 19	0- 1	0- 3	OVERALL	1- 6	0- 3	9- 6				
7- 8	0- 1	0- 2	HOME	1- 2	0- 0	6- 3				
3- 11	0- 0	0- 1	AWAY	0- 4	0- 3	3- 3				
0- 0	0- 0	0- 0	NEUTRAL	0- 0	0- 0	0- 0				
5- 6	0- 1	0- 1	NON-CONFERENCE	0- 1	0- 3	5- 0				
4- 2	0- 1	0- 1	HOME	0- 0	0- 0	4- 0				
1- 4	0- 0	0- 0	AWAY	0- 1	0- 3	1- 0				
0- 0	0- 0	0- 0	NEUTRAL	0- 0	0- 0	0- 0				
5- 13	0- 0	0- 2	CONFERENCE	1- 5	0- 0	4- 6				
3- 6	0- 0	0- 1	HOME	1- 2	0- 0	2- 3				
2- 7	0- 0	0- 1	AWAY	0- 3	0- 0	2- 3				
0- 0	0- 0	0- 0	NEUTRAL	0- 0	0- 0	0- 0				

RPI 1-25				RPI 26-50				RPI 51-100				RPI 101+				Team's RPI: 226	
RPI	S	Opponent	Score	RPI	S	Opponent	Score	RPI	S	Opponent	Score	RPI	S	Opponent	Score		
14	H	Louisville	67 71	35	A	James Madison	61 83	65	A	Hofstra	54 66	113	A	Mercer	58 66		
				35	H	James Madison	46 76	65	H	Hofstra	58 62	120	A	Virginia Tech	47 81		
				37	H	Western Ky.	44 78	77	A	Charlotte	61 89	149	A	Boise St.	38 61		
								79	A	Drexel	54 66	158	A	Northeastern	66 78		
								79	H	Drexel	49 46	158	H	Northeastern	49 52		
								88	A	Elon	41 52	163	A	Delaware	55 72		
								88	H	Elon	38 54	163	H	Delaware	47 63		
												182	A	Weber St.	50 42		
												203	A	William & Mary	55 51		
												203	H	William & Mary	40 66		
												262	H	Appalachian St.	60 50		
												270	A	UNCW	64 53		
												270	H	UNCW	68 24		
												285	H	Houston	55 48		
												292	H	Charleston So.	81 66		
												294	A	Towson	51 62		
												294	H	Towson	67 55		
												326	H	Winthrop	77 63		
LAST 12 Division I GAMES:																	
				35	H	James Madison	46 76	294	A	Towson	51 62						
				270	H	UNCW	68 24	163	A	Delaware	55 72						
				65	A	Hofstra	54 66	79	H	Drexel	49 46						
				158	A	Northeastern	66 78	158	H	Northeastern	49 52						
				203	H	William & Mary	40 66	294	H	Towson	67 55						
				88	H	Elon	38 54	203	A	William & Mary	55 51						

Col. of Charleston

■ Loss, ■ Non-Conf, S Site, H Home A Away N Neutral

Colgate

Through Games Of March 6, 2016

Average RPI Win: 300	WON-LOST	WINNING	LAST 10	STRENGTH OF	OPP. STRENGTH	TEAM	ADJ.	CONF.	ADJ CONF.
Average RPI Loss: 181	RECORD	PCT. RANK	GAMES	SCHEDULE	OF SCHEDULE	RPI	RPI	RPI	RPI
DIV. I ONLY	7- 22	297	3- 7	216	280	299	299	27	27
DIV. I NON-CONF.	2- 8	290	0- 0	118	146	254	254	27	27
TOTALS	RPI 1-25	RPI 26-50	W-L RECORDS	RPI 51-100	RPI 101-150	RPI 150+			
7- 22	0- 2	0- 1	OVERALL	0- 4	0- 1	7- 14			
4- 11	0- 1	0- 1	HOME	0- 2	0- 1	4- 6			
3- 11	0- 1	0- 0	AWAY	0- 2	0- 0	3- 8			
0- 0	0- 0	0- 0	NEUTRAL	0- 0	0- 0	0- 0			
2- 8	0- 2	0- 1	NON-CONFERENCE	0- 0	0- 1	2- 4			
1- 4	0- 1	0- 1	HOME	0- 0	0- 1	1- 1			
1- 4	0- 1	0- 0	AWAY	0- 0	0- 0	1- 3			
0- 0	0- 0	0- 0	NEUTRAL	0- 0	0- 0	0- 0			
5- 14	0- 0	0- 0	CONFERENCE	0- 4	0- 0	5- 10			
3- 7	0- 0	0- 0	HOME	0- 2	0- 0	3- 5			
2- 7	0- 0	0- 0	AWAY	0- 2	0- 0	2- 5			
0- 0	0- 0	0- 0	NEUTRAL	0- 0	0- 0	0- 0			

RPI 1-25				RPI 26-50				RPI 51-100				RPI 101+ Team's RPI: 299			
RPI	S	Opponent	Score	RPI	S	Opponent	Score	RPI	S	Opponent	Score	RPI	S	Opponent	Score
4	H	UConn	50 94	38	H	St. Bonaventure	38 62	66	A	Army West Point	55 67	109	H	Gonzaga	50 80
20	A	DePaul	46 96					66	H	Army West Point	55 78	170	A	Cornell	60 73
								89	A	Bucknell	60 79	219	A	Binghamton	56 63
								89	H	Bucknell	51 71	220	A	Lehigh	74 83
												220	H	Lehigh	82 72
												228	A	Navy	41 51
												228	H	Navy	58 62
												229	H	Siena	52 50
												230	A	Loyola Maryland	38 55
												230	H	Loyola Maryland	49 65
												243	H	Monmouth	80 86
												254	A	Holy Cross	61 70
												254	H	Holy Cross	71 80
												276	A	American	56 64
												276	H	American	37 49
												319	A	Kent St.	71 76
												325	A	LIU Brooklyn	63 53
												328	A	Lafayette	72 59
												328	H	Lafayette	70 55
												328	H	Lafayette	80 68
												344	A	Boston U.	72 63
												344	H	Boston U.	58 71
LAST 12 Division I GAMES:															
328	H	Lafayette	80 68	89	A	Bucknell	60 79								
220	H	Lehigh	82 72	66	H	Army West Point	55 78								
328	H	Lafayette	70 55	228	H	Navy	58 62								
220	A	Lehigh	74 83	254	A	Holy Cross	61 70								
230	A	Loyola Maryland	38 55	276	A	American	56 64								
344	H	Boston U.	58 71	230	H	Loyola Maryland	49 65								

Non-Div I Games:

Colgate

■ Loss,
 ■ Non-Conf,
 ■ S Site,
 ■ H Home
 ■ A Away
 N Neutral

Colorado

Through Games Of March 6, 2016

Average RPI Win: 184	WON-LOST	WINNING	LAST 10	STRENGTH OF	OPP. STRENGTH	TEAM	ADJ.	CONF.	ADJ CONF.
Average RPI Loss: 60	RECORD	PCT. RANK	GAMES	SCHEDULE	OF SCHEDULE	RPI	RPI	RPI	RPI
DIV. I ONLY	7- 23	303	2- 8	17	27	200	200	1	1
DIV. I NON-CONF.	5- 6	180	0- 0	59	193	161	161	1	1
TOTALS	RPI 1-25	RPI 26-50	W-L RECORDS	RPI 51-100	RPI 101-150	RPI 150+			
7- 23	0- 8	0- 5	OVERALL	2- 7	0- 2	5- 1			
7- 9	0- 4	0- 2	HOME	2- 3	0- 0	5- 0			
0- 13	0- 4	0- 2	AWAY	0- 4	0- 2	0- 1			
0- 1	0- 0	0- 1	NEUTRAL	0- 0	0- 0	0- 0			
5- 6	0- 2	0- 2	NON-CONFERENCE	0- 0	0- 1	5- 1			
5- 2	0- 1	0- 1	HOME	0- 0	0- 0	5- 0			
0- 4	0- 1	0- 1	AWAY	0- 0	0- 1	0- 1			
0- 0	0- 0	0- 0	NEUTRAL	0- 0	0- 0	0- 0			
2- 17	0- 6	0- 3	CONFERENCE	2- 7	0- 1	0- 0			
2- 7	0- 3	0- 1	HOME	2- 3	0- 0	0- 0			
0- 9	0- 3	0- 1	AWAY	0- 4	0- 1	0- 0			
0- 1	0- 0	0- 1	NEUTRAL	0- 0	0- 0	0- 0			

RPI 1-25				RPI 26-50				RPI 51-100				RPI 101+ Team's RPI: 200			
RPI	S	Opponent	Score	RPI	S	Opponent	Score	RPI	S	Opponent	Score	RPI	S	Opponent	Score
5	A	Oregon St.	50 73	33	A	Washington	47 68	55	H	Southern California	66 63	123	A	Arizona	52 63
5	H	Oregon St.	47 61	33	H	Washington	74 76	85	A	Oregon	70 77	129	A	Long Beach St.	42 59
9	A	Stanford	56 71	33	N	Washington	51 67	85	H	Oregon	46 59	173	H	Northern Colo.	63 41
9	H	Stanford	49 80	43	H	Missouri	75 79	86	A	California	35 64	208	H	Presbyterian	72 60
10	H	UCLA	64 82	44	A	Colorado St.	63 64	86	H	California	78 57	221	H	Massachusetts	90 63
11	A	Arizona St.	37 64					87	A	Utah	55 71	238	H	Loyola Marymount	92 81
12	A	Kentucky	61 86					87	H	Utah	68 76	244	A	Wyoming	68 77
24	H	Florida	61 83					93	A	Washington St.	70 83	310	H	Northern Ariz.	90 66
								93	H	Washington St.	66 74				
LAST 12 Division I GAMES:															
		33 N Washington	51 67			5 A Oregon St.	50 73								
		33 A Washington	47 68			87 H Utah	68 76								
		93 A Washington St.	70 83			87 A Utah	55 71								
		86 H California	78 57			55 H Southern California	66 63								
		9 H Stanford	49 80			10 H UCLA	64 82								
		85 A Oregon	70 77			5 H Oregon St.	47 61								

Non-Div I Games:

Colorado

■ Loss,
 ■ Non-Conf, S Site,
 ■ Home
 ■ Away
 N Neutral

Average RPI Win:	224	WON-LOST	WINNING	LAST 10	STRENGTH OF	OPP. STRENGTH	TEAM	ADJ.	CONF.	ADJ CONF.
Average RPI Loss:	36	RECORD	PCT. RANK	GAMES	SCHEDULE	OF SCHEDULE	RPI	RPI	RPI	RPI
DIV. I ONLY	26- 1	5	10- 0	288	202	44	44	20	20	
DIV. I NON-CONF.	8- 1	23	0- 0	216	159	48	48	20	20	
TOTALS	RPI 1-25	RPI 26-50	W-L RECORDS	RPI 51-100	RPI 101-150	RPI 150+				
26- 1	1- 0	0- 1	OVERALL	0- 0	3- 0	22- 0				
13- 0	1- 0	0- 0	HOME	0- 0	2- 0	10- 0				
12- 1	0- 0	0- 1	AWAY	0- 0	1- 0	11- 0				
1- 0	0- 0	0- 0	NEUTRAL	0- 0	0- 0	1- 0				
8- 1	1- 0	0- 1	NON-CONFERENCE	0- 0	0- 0	7- 0				
4- 0	1- 0	0- 0	HOME	0- 0	0- 0	3- 0				
3- 1	0- 0	0- 1	AWAY	0- 0	0- 0	3- 0				
1- 0	0- 0	0- 0	NEUTRAL	0- 0	0- 0	1- 0				
18- 0	0- 0	0- 0	CONFERENCE	0- 0	3- 0	15- 0				
9- 0	0- 0	0- 0	HOME	0- 0	2- 0	7- 0				
9- 0	0- 0	0- 0	AWAY	0- 0	1- 0	8- 0				
0- 0	0- 0	0- 0	NEUTRAL	0- 0	0- 0	0- 0				

RPI 1-25				RPI 26-50				Team's RPI: 44	RPI 51-100				RPI 101+			
RPI	S	Opponent	Score	RPI	S	Opponent	Score		RPI	S	Opponent	Score	RPI	S	Opponent	Score
16	H	BYU	61 55	36	A	Penn	48 49						117	H	Fresno St.	68 55
													149	A	Boise St.	83 51
													149	H	Boise St.	68 64
													162	H	Montana	75 43
													173	A	Northern Colo.	62 46
													176	A	New Mexico	49 48
													192	A	San Jose St.	80 78
													192	H	San Jose St.	76 54
													200	H	Colorado	64 63
													202	A	UNLV	64 56
													202	H	UNLV	83 52
													224	A	Utah St.	69 49
													224	H	Utah St.	91 64
													228	A	Navy	82 73
													244	A	Wyoming	62 57
													244	H	Wyoming	63 42
													255	A	San Diego St.	60 57
													255	H	San Diego St.	70 54
													256	N	Morgan St.	54 36
													300	A	Denver	74 46
													321	A	Nevada	64 37
													321	H	Nevada	74 56
													329	H	Incarnate Word	60 37
													341	A	Air Force	81 48
													341	H	Air Force	71 47
LAST 12 Division I GAMES:																
				341	A	Air Force	81 48						202	H	UNLV	83 52
				117	H	Fresno St.	68 55						149	A	Boise St.	83 51
				321	H	Nevada	74 56						321	A	Nevada	64 37
				176	A	New Mexico	49 48						255	H	San Diego St.	70 54
				244	A	Wyoming	62 57						244	H	Wyoming	63 42
				224	H	Utah St.	91 64						192	A	San Jose St.	80 78

Non-Div I Games: Okla. Panhandle 90 45 Western St. 84 42

Colorado St.

Loss, Non-Conf, S Site, H Home A Away N Neutral

Average RPI Win:	271	WON-LOST	WINNING	LAST 10	STRENGTH OF	OPP. STRENGTH	TEAM	ADJ.	CONF.	ADJ CONF.
Average RPI Loss:	126	RECORD	PCT. RANK	GAMES	SCHEDULE	OF SCHEDULE	RPI	RPI	RPI	RPI
DIV. I ONLY	11- 17	237	1- 9	207	187	249	249	10	10	
DIV. I NON-CONF.	10- 4	86	0- 0	316	322	169	169	12	12	
TOTALS	RPI 1-25	RPI 26-50	W-L RECORDS	RPI 51-100	RPI 101-150	RPI 150+				
11- 17	0- 1	0- 4	OVERALL	0- 2	0- 1	11- 9				
7- 7	0- 0	0- 2	HOME	0- 1	0- 0	7- 4				
4- 9	0- 1	0- 2	AWAY	0- 1	0- 0	4- 5				
0- 1	0- 0	0- 0	NEUTRAL	0- 0	0- 1	0- 0				
10- 4	0- 1	0- 0	NON-CONFERENCE	0- 0	0- 1	10- 2				
6- 1	0- 0	0- 0	HOME	0- 0	0- 0	6- 1				
4- 2	0- 1	0- 0	AWAY	0- 0	0- 0	4- 1				
0- 1	0- 0	0- 0	NEUTRAL	0- 0	0- 1	0- 0				
1- 13	0- 0	0- 4	CONFERENCE	0- 2	0- 0	1- 7				
1- 6	0- 0	0- 2	HOME	0- 1	0- 0	1- 3				
0- 7	0- 0	0- 2	AWAY	0- 1	0- 0	0- 4				
0- 0	0- 0	0- 0	NEUTRAL	0- 0	0- 0	0- 0				

RPI 1-25				RPI 26-50				RPI 51-100				RPI 101+				Team's RPI: 249	
RPI	S	Opponent	Score	RPI	S	Opponent	Score	RPI	S	Opponent	Score	RPI	S	Opponent	Score		
11	A	Arizona St.	49 70	32	A	Princeton	54 86	92	A	Harvard	54 84	105	N	Toledo	75 88		
				32	H	Princeton	48 77	92	H	Harvard	66 69	156	A	Yale	49 67		
				36	A	Penn	51 71					156	H	Yale	77 71		
				36	H	Penn	42 60					157	H	Stony Brook	71 79		
												170	A	Cornell	73 84		
												170	H	Cornell	59 66		
												185	A	UMBC	70 68		
												205	A	Brown	64 91		
												205	H	Brown	63 73		
												213	A	Rhode Island	56 57		
												214	A	Dartmouth	53 63		
												214	H	Dartmouth	73 76		
												219	H	Binghamton	71 64		
												230	H	Loyola Maryland	63 53		
												263	H	Saint Francis (PA)	82 78		
												277	H	Vermont	73 56		
												315	A	Fairleigh Dickinson	87 83		
												320	A	UMass Lowell	67 57		
												325	A	LIU Brooklyn	84 74		
												342	H	NJIT	72 52		
												345	H	Wagner	67 48		
LAST 12 Division I GAMES:																	
				156	A	Yale	49 67	32	A	Princeton	54 86						
				205	A	Brown	64 91	36	A	Penn	51 71						
				36	H	Penn	42 60	205	H	Brown	63 73						
				32	H	Princeton	48 77	156	H	Yale	77 71						
				214	A	Dartmouth	53 63	92	H	Harvard	66 69						
				92	A	Harvard	54 84	214	H	Dartmouth	73 76						

Non-Div I Games: Central Penn 102 18

Columbia

■ Loss,
 ■ Non-Conf, S Site,
 ■ Home
 ■ Away
 N Neutral

Average RPI Win:	301	WON-LOST	WINNING	LAST 10	STRENGTH OF	OPP. STRENGTH	TEAM	ADJ.	CONF.	ADJ CONF.
Average RPI Loss:	167	RECORD	PCT. RANK	GAMES	SCHEDULE	OF SCHEDULE	RPI	RPI	RPI	RPI
DIV. I ONLY	13- 14	182	6- 4	322	305	250	250	32	32	
DIV. I NON-CONF.	3- 8	258	0- 0	111	74	199	199	30	30	
TOTALS	RPI 1-25	RPI 26-50	W-L RECORDS	RPI 51-100	RPI 101-150	RPI 150+				
13- 14	0- 2	0- 1	OVERALL	0- 2	0- 2	13- 7				
8- 2	0- 0	0- 0	HOME	0- 0	0- 0	8- 2				
4- 11	0- 2	0- 1	AWAY	0- 1	0- 2	4- 5				
1- 1	0- 0	0- 0	NEUTRAL	0- 1	0- 0	1- 0				
3- 8	0- 2	0- 1	NON-CONFERENCE	0- 2	0- 2	3- 1				
1- 1	0- 0	0- 0	HOME	0- 0	0- 0	1- 1				
1- 6	0- 2	0- 1	AWAY	0- 1	0- 2	1- 0				
1- 1	0- 0	0- 0	NEUTRAL	0- 1	0- 0	1- 0				
10- 6	0- 0	0- 0	CONFERENCE	0- 0	0- 0	10- 6				
7- 1	0- 0	0- 0	HOME	0- 0	0- 0	7- 1				
3- 5	0- 0	0- 0	AWAY	0- 0	0- 0	3- 5				
0- 0	0- 0	0- 0	NEUTRAL	0- 0	0- 0	0- 0				

RPI 1-25				RPI 26-50				RPI 51-100				RPI 101+ Team's RPI: 250			
RPI	S	Opponent	Score	RPI	S	Opponent	Score	RPI	S	Opponent	Score	RPI	S	Opponent	Score
13	A	Syracuse	56 88	28	A	Miami (FL)	59 78	56	N	Auburn	54 69	108	A	Virginia	40 75
22	A	West Virginia	64 96					71	A	VCU	42 73	120	A	Virginia Tech	39 72
												185	H	UMBC	61 68
												207	H	Hampton	68 64
												218	H	N.C. A&T	65 59
												245	A	Bethune-Cookman	56 69
												256	A	Morgan St.	51 72
												256	H	Morgan St.	82 38
												274	H	UMES	61 54
												293	A	Savannah St.	55 57
												294	A	Towson	81 69
												297	A	Florida A&M	73 79
												312	A	South Carolina St.	63 67
												317	H	Mt. St. Mary's	66 55
												322	A	Delaware St.	54 49
												322	H	Delaware St.	84 79
												328	N	Lafayette	64 57
												332	A	Howard	83 67
												332	H	Howard	69 71
												347	A	Norfolk St.	56 47
												347	H	Norfolk St.	69 44
												348	H	N.C. Central	63 46
LAST 12 Division I GAMES:															
322	A	Delaware St.	54 49	293	A	Savannah St.	55 57								
256	H	Morgan St.	82 38	312	A	South Carolina St.	63 67								
347	A	Norfolk St.	56 47	256	A	Morgan St.	51 72								
207	H	Hampton	68 64	274	H	UMES	61 54								
322	H	Delaware St.	84 79	348	H	N.C. Central	63 46								
332	H	Howard	69 71	218	H	N.C. A&T	65 59								

Non-Div I Games: Bowie St.

63 64

Coppin St.

Loss,
Non-Conf,
S Site,
H Home
A Away
N Neutral

Average RPI Win: 233	WON-LOST	WINNING	LAST 10	STRENGTH OF	OPP. STRENGTH	TEAM	ADJ.	CONF.	ADJ CONF.
Average RPI Loss: 131	RECORD	PCT. RANK	GAMES	SCHEDULE	OF SCHEDULE	RPI	RPI	RPI	RPI
DIV. I ONLY	14- 14	164	3- 7	173	182	170	170	10	10
DIV. I NON-CONF.	8- 6	136	0- 0	295	307	204	204	12	12
TOTALS	RPI 1-25	RPI 26-50	W-L RECORDS	RPI 51-100	RPI 101-150	RPI 150+			
14- 14	0- 1	1- 3	OVERALL	0- 2	0- 2	13- 6			
11- 3	0- 0	1- 1	HOME	0- 1	0- 0	10- 1			
3- 11	0- 1	0- 2	AWAY	0- 1	0- 2	3- 5			
0- 0	0- 0	0- 0	NEUTRAL	0- 0	0- 0	0- 0			
8- 6	0- 1	0- 0	NON-CONFERENCE	0- 0	0- 2	8- 3			
6- 1	0- 0	0- 0	HOME	0- 0	0- 0	6- 1			
2- 5	0- 1	0- 0	AWAY	0- 0	0- 2	2- 2			
0- 0	0- 0	0- 0	NEUTRAL	0- 0	0- 0	0- 0			
6- 8	0- 0	1- 3	CONFERENCE	0- 2	0- 0	5- 3			
5- 2	0- 0	1- 1	HOME	0- 1	0- 0	4- 0			
1- 6	0- 0	0- 2	AWAY	0- 1	0- 0	1- 3			
0- 0	0- 0	0- 0	NEUTRAL	0- 0	0- 0	0- 0			

RPI 1-25				RPI 26-50				RPI 51-100				RPI 101+ Team's RPI: 170			
RPI	S	Opponent	Score	RPI	S	Opponent	Score	RPI	S	Opponent	Score	RPI	S	Opponent	Score
9	A	Stanford	38 93	32	A	Princeton	51 71	92	A	Harvard	63 68	131	A	Buffalo	41 59
				32	H	Princeton	57 94	92	H	Harvard	56 65	134	A	Marshall	47 73
				36	A	Penn	50 65					156	A	Yale	38 56
				36	H	Penn	51 46					156	H	Yale	74 63
												157	H	Stony Brook	49 58
												199	H	Fairfield	59 35
												205	A	Brown	69 91
												205	H	Brown	85 70
												214	A	Dartmouth	52 60
												214	H	Dartmouth	71 58
												217	A	Hartford	50 53
												219	H	Binghamton	64 57
												222	A	Bryant	70 62
												249	A	Columbia	66 59
												249	H	Columbia	84 73
												263	H	Saint Francis (PA)	75 69
												294	H	Towson	88 60
												299	H	Colgate	73 60
												322	H	Delaware St.	71 62
												332	A	Howard	74 76
												339	A	Cal St. Fullerton	59 47
LAST 12 Division I GAMES:															
205	A	Brown	69 91	36	A	Penn	50 65								
156	A	Yale	38 56	32	A	Princeton	51 71								
32	H	Princeton	57 94	156	H	Yale	74 63								
36	H	Penn	51 46	205	H	Brown	85 70								
92	A	Harvard	63 68	214	H	Dartmouth	71 58								
214	A	Dartmouth	52 60	92	H	Harvard	56 65								

Non-Div I Games:

Cornell

■ Loss,
 ■ Non-Conf, S Site,
 ■ Home
 ■ Away
 N Neutral

Creighton

Through Games Of March 6, 2016

Average RPI Win:	155	WON-LOST	WINNING	LAST 10	STRENGTH OF	OPP. STRENGTH	TEAM	ADJ.	CONF.	ADJ CONF.
Average RPI Loss:	97	RECORD	PCT. RANK	GAMES	SCHEDULE	OF SCHEDULE	RPI	RPI	RPI	RPI
DIV. I ONLY	16- 16	164	5- 5	84	73	121	121	6	6	
DIV. I NON-CONF.	6- 6	160	0- 0	120	110	136	136	6	6	
TOTALS	RPI 1-25	RPI 26-50	W-L RECORDS	RPI 51-100	RPI 101-150	RPI 150+				
16- 16	0- 2	0- 2	OVERALL	6- 8	1- 1	9- 3				
8- 5	0- 1	0- 1	HOME	3- 3	0- 0	5- 0				
4- 10	0- 1	0- 1	AWAY	2- 5	0- 0	2- 3				
4- 1	0- 0	0- 0	NEUTRAL	1- 0	1- 1	2- 0				
6- 6	0- 0	0- 0	NON-CONFERENCE	1- 4	1- 1	4- 1				
3- 1	0- 0	0- 0	HOME	1- 1	0- 0	2- 0				
1- 4	0- 0	0- 0	AWAY	0- 3	0- 0	1- 1				
2- 1	0- 0	0- 0	NEUTRAL	0- 0	1- 1	1- 0				
10- 10	0- 2	0- 2	CONFERENCE	5- 4	0- 0	5- 2				
5- 4	0- 1	0- 1	HOME	2- 2	0- 0	3- 0				
3- 6	0- 1	0- 1	AWAY	2- 2	0- 0	1- 2				
2- 0	0- 0	0- 0	NEUTRAL	1- 0	0- 0	1- 0				

RPI S	Opponent	Score	RPI S	Opponent	Score	RPI S	Opponent	Score	RPI S	Opponent	Score	Team's RPI: 121
20	A DePaul	63 81	34	A Seton Hall	71 77	51	A St. John's (NY)	64 57	101	N Northwestern	52 75	
20	H DePaul	52 78	34	H Seton Hall	82 86	51	H St. John's (NY)	55 66	147	N East Carolina	91 66	
						53	A Villanova	65 62	161	H Marist	89 46	
						53	H Villanova	53 48	168	A Xavier	55 57	
						53	N Villanova	57 48	168	H Xavier	74 47	
						60	H South Dakota St.	51 53	179	A Butler	52 42	
						87	A Utah	58 74	179	H Butler	77 49	
						95	A Nebraska	63 65	181	N Eastern Wash.	66 60	
						96	H UNI	69 61	216	A Kansas	54 67	
						97	A Marquette	72 79	239	A Omaha	69 46	
						97	H Marquette	83 81	265	A Providence	59 61	
						98	A Drake	72 81	265	H Providence	72 48	
						100	A Georgetown	57 69	265	N Providence	70 53	
						100	H Georgetown	44 57	291	H Wichita St.	79 54	
LAST 12 Division I GAMES:												
			53	N Villanova	57 48	265	A Providence	59 61				
			265	N Providence	70 53	168	A Xavier	55 57				
			51	A St. John's (NY)	64 57	179	A Butler	52 42				
			34	A Seton Hall	71 77	100	H Georgetown	44 57				
			20	H DePaul	52 78	53	H Villanova	53 48				
			97	H Marquette	83 81	97	A Marquette	72 79				

Non-Div I Games:

Creighton

■ Loss,
 ■ Non-Conf,
 ■ S Site,
 ■ H Home
 ■ A Away
 N Neutral

D
a
r
t
m
o
u
t
h

D
a
r
t
m
o
u
t
h

Dartmouth

Page 65

Davidson

Through Games Of March 6, 2016

Average RPI Win:	226	WON-LOST	WINNING	LAST 10	STRENGTH OF	OPP. STRENGTH	TEAM	ADJ.	CONF.	ADJ CONF.
Average RPI Loss:	100	RECORD	PCT. RANK	GAMES	SCHEDULE	OF SCHEDULE	RPI	RPI	RPI	RPI
DIV. I ONLY	11- 19	248	2- 8	111	102	189	189	7	7	
DIV. I NON-CONF.	6- 7	176	0- 0	203	174	179	179	8	8	
TOTALS	RPI 1-25	RPI 26-50	W-L RECORDS	RPI 51-100	RPI 101-150	RPI 150+				
11- 19	0- 2	0- 4	OVERALL	1- 5	0- 2	10- 6				
4- 9	0- 2	0- 2	HOME	0- 3	0- 0	4- 2				
6- 9	0- 0	0- 2	AWAY	1- 2	0- 2	5- 3				
1- 1	0- 0	0- 0	NEUTRAL	0- 0	0- 0	1- 1				
6- 7	0- 1	0- 2	NON-CONFERENCE	0- 1	0- 1	6- 2				
2- 3	0- 1	0- 0	HOME	0- 1	0- 0	2- 1				
3- 4	0- 0	0- 2	AWAY	0- 0	0- 1	3- 1				
1- 0	0- 0	0- 0	NEUTRAL	0- 0	0- 0	1- 0				
5- 12	0- 1	0- 2	CONFERENCE	1- 4	0- 1	4- 4				
2- 6	0- 1	0- 2	HOME	0- 2	0- 0	2- 1				
3- 5	0- 0	0- 0	AWAY	1- 2	0- 1	2- 2				
0- 1	0- 0	0- 0	NEUTRAL	0- 0	0- 0	0- 1				

RPI	S	Opponent	Score	RPI	S	Opponent	Score	RPI	S	Opponent	Score	RPI	S	Opponent	Score	Team's RPI: 189
17	H	Michigan St.	44 73	26	H	George Washington	60 79	54	A	Saint Louis	51 88	115	A	Saint Joseph's	54 87	
18	H	Duquesne	62 77	35	A	James Madison	45 87	54	H	Saint Louis	50 79	139	A	Wake Forest	58 77	
				38	H	St. Bonaventure	47 59	71	A	VCU	56 50	159	A	Fordham	40 51	
				49	A	North Carolina St.	42 58	71	H	VCU	59 74	159	H	Fordham	69 51	
								77	H	Charlotte	88 99	166	H	ETSU	58 65	
								84	A	Dayton	66 77	169	H	George Mason	68 63	
												175	A	Radford	68 79	
												196	A	Richmond	67 59	
												196	N	Richmond	51 70	
												213	A	Rhode Island	62 78	
												215	A	Furman	69 51	
												221	H	Massachusetts	62 66	
												253	A	High Point	62 60	
												257	N	Bowling Green	60 56	
												270	A	UNCW	77 50	
												282	A	La Salle	66 58	
												301	H	Western Caro.	64 51	
												312	H	South Carolina St.	63 51	
LAST 12 Division I GAMES:																
196	N	Richmond	51 70	18	H	Duquesne	62 77	169	H	George Mason	68 63	84	A	Dayton	66 77	
71	H	VCU	59 74	26	H	George Washington	60 79	213	A	Rhode Island	62 78	159	H	Fordham	69 51	
115	A	Saint Joseph's	54 87													
221	H	Massachusetts	62 66													
54	A	Saint Louis	51 88													
196	A	Richmond	67 59													

Non-Div I Games:

Davidson

■ Loss,
 ■ Non-Conf,
 ■ S Site,
 ■ H Home
 ■ A Away
 N Neutral

Average RPI Win:	140	WON-LOST	WINNING	LAST 10	STRENGTH OF	OPP. STRENGTH	TEAM	ADJ.	CONF.	ADJ CONF.
Average RPI Loss:	64	RECORD	PCT. RANK	GAMES	SCHEDULE	OF SCHEDULE	RPI	RPI	RPI	RPI
DIV. I ONLY	14- 14	164	5- 5	14	68	84	84	7	7	
DIV. I NON-CONF.	7- 4	110	0- 0	10	7	22	22	8	8	
TOTALS	RPI 1-25	RPI 26-50	W-L RECORDS	RPI 51-100	RPI 101-150	RPI 150+				
14- 14	1- 4	1- 3	OVERALL	2- 4	2- 1	8- 2				
7- 6	0- 1	1- 2	HOME	1- 2	0- 1	5- 0				
5- 6	0- 2	0- 1	AWAY	0- 2	2- 0	3- 1				
2- 2	1- 1	0- 0	NEUTRAL	1- 0	0- 0	0- 1				
7- 4	1- 2	1- 0	NON-CONFERENCE	2- 1	1- 1	2- 0				
4- 1	0- 0	1- 0	HOME	1- 0	0- 1	2- 0				
1- 2	0- 1	0- 0	AWAY	0- 1	1- 0	0- 0				
2- 1	1- 1	0- 0	NEUTRAL	1- 0	0- 0	0- 0				
7- 10	0- 2	0- 3	CONFERENCE	0- 3	1- 0	6- 2				
3- 5	0- 1	0- 2	HOME	0- 2	0- 0	3- 0				
4- 4	0- 1	0- 1	AWAY	0- 1	1- 0	3- 1				
0- 1	0- 0	0- 0	NEUTRAL	0- 0	0- 0	0- 1				

RPI S	Opponent	Score	RPI S	Opponent	Score	RPI S	Opponent	Score	RPI S	Opponent	Score
9 N	Stanford	66 74	26 A	George Washington	62 72	54 A	Saint Louis	56 70	105 A	Toledo	83 57
14 N	Louisville	79 66	26 H	George Washington	61 62	54 H	Saint Louis	52 55	109 H	Gonzaga	47 57
18 A	Duquesne	58 89	32 H	Princeton	85 81	63 N	Maine	58 37	115 A	Saint Joseph's	71 61
18 H	Duquesne	72 76	38 H	St. Bonaventure	54 59	64 A	Purdue	58 61	156 H	Yale	81 75
25 A	Green Bay	52 68				71 H	VCU	72 74	159 H	Fordham	77 55
						74 H	Vanderbilt	81 56	169 H	George Mason	81 58
									169 N	George Mason	62 66
									189 H	Davidson	77 66
									195 H	Wisconsin	87 64
									196 A	Richmond	60 48
									213 A	Rhode Island	67 53
									221 A	Massachusetts	69 76
									282 A	La Salle	67 51
LAST 12 Division I GAMES:											
169 N	George Mason	62 66	169 H	George Mason	81 58						
159 H	Fordham	77 55	213 A	Rhode Island	67 53						
54 H	Saint Louis	52 55	189 H	Davidson	77 66						
18 H	Duquesne	72 76	282 A	La Salle	67 51						
221 A	Massachusetts	69 76	115 A	Saint Joseph's	71 61						
26 A	George Washington	62 72	38 H	St. Bonaventure	54 59						

Non-Div I Games:

Dayton

 Loss,
 Non-Conf,
 S Site,
 H Home
 A Away
N Neutral

Average RPI Win: 141	WON-LOST	WINNING	LAST 10	STRENGTH OF	OPP. STRENGTH	TEAM	ADJ.	CONF.	ADJ CONF.
Average RPI Loss: 47	RECORD	PCT. RANK	GAMES	SCHEDULE	OF SCHEDULE	RPI	RPI	RPI	RPI
DIV. I ONLY	25- 7	32	9- 1	45	67	20	20	6	6
DIV. I NON-CONF.	8- 5	120	0- 0	14	35	47	47	6	6
TOTALS	RPI 1-25	RPI 26-50	W-L RECORDS	RPI 51-100	RPI 101-150	RPI 150+			
25- 7	1- 3	3- 1	OVERALL	7- 2	4- 0	10- 1			
14- 4	0- 1	2- 1	HOME	3- 1	2- 0	7- 1			
11- 3	1- 2	1- 0	AWAY	4- 1	2- 0	3- 0			
0- 0	0- 0	0- 0	NEUTRAL	0- 0	0- 0	0- 0			
8- 5	1- 3	2- 0	NON-CONFERENCE	0- 1	2- 0	3- 1			
6- 2	0- 1	2- 0	HOME	0- 0	1- 0	3- 1			
2- 3	1- 2	0- 0	AWAY	0- 1	1- 0	0- 0			
0- 0	0- 0	0- 0	NEUTRAL	0- 0	0- 0	0- 0			
17- 2	0- 0	1- 1	CONFERENCE	7- 1	2- 0	7- 0			
8- 2	0- 0	0- 1	HOME	3- 1	1- 0	4- 0			
9- 0	0- 0	1- 0	AWAY	4- 0	1- 0	3- 0			
0- 0	0- 0	0- 0	NEUTRAL	0- 0	0- 0	0- 0			

RPI	S	Opponent	Score	RPI	S	Opponent	Score	RPI	S	Opponent	Score	RPI	S	Opponent	Score
1	A	Notre Dame	90 95	34	A	Seton Hall	86 74	51	A	St. John's (NY)	71 61	101	A	Northwestern	77 64
2	A	Baylor	72 86	34	H	Seton Hall	74 83	51	H	St. John's (NY)	77 71	121	A	Creighton	78 52
4	H	UConn	70 86	38	H	St. Bonaventure	77 54	53	A	Villanova	75 47	121	H	Creighton	81 63
19	A	Texas A&M	80 66	45	H	Indiana	84 69	53	H	Villanova	60 64	136	H	Southern Ill.	105 61
								60	A	South Dakota St.	79 88	168	A	Xavier	70 53
								97	A	Marquette	98 65	168	H	Xavier	82 52
								97	H	Marquette	91 86	174	H	Loyola Chicago	75 88
								100	A	Georgetown	80 66	179	A	Butler	61 54
								100	H	Georgetown	75 53	179	H	Butler	76 49
												179	H	Butler	102 63
												265	A	Providence	91 68
												265	H	Providence	96 50
												299	H	Colgate	96 46
												314	H	Illinois St.	89 41
												343	H	Chicago St.	88 42
LAST 12 Division I GAMES:															
179	H	Butler	76 49	100	A	Georgetown	80 66								
97	A	Marquette	98 65	53	A	Villanova	75 47								
121	A	Creighton	78 52	51	H	St. John's (NY)	77 71								
265	A	Providence	91 68	34	H	Seton Hall	74 83								
179	H	Butler	102 63	265	H	Providence	96 50								
168	H	Xavier	82 52	121	H	Creighton	81 63								

Non-Div I Games:

DePaul

■ Loss,
■ Non-Conf, S Site,
■ Home
■ Away
N Neutral

Delaware

Through Games Of March 6, 2016

Average RPI Win:	231	WON-LOST	WINNING	LAST 10	STRENGTH OF	OPP. STRENGTH	TEAM	ADJ.	CONF.	ADJ CONF.
Average RPI Loss:	110	RECORD	PCT. RANK	GAMES	SCHEDULE	OF SCHEDULE	RPI	RPI	RPI	RPI
DIV. I ONLY	15- 14	160	5- 5	217	127	163	163	12	12	
DIV. I NON-CONF.	5- 6	180	0- 0	304	179	228	228	10	10	
TOTALS	RPI 1-25	RPI 26-50	W-L RECORDS	RPI 51-100	RPI 101-150	RPI 150+				
15- 14	0- 0	0- 2	OVERALL	1- 7	0- 1	14- 4				
8- 4	0- 0	0- 1	HOME	1- 2	0- 1	7- 0				
6- 9	0- 0	0- 1	AWAY	0- 5	0- 0	6- 3				
1- 1	0- 0	0- 0	NEUTRAL	0- 0	0- 0	1- 1				
5- 6	0- 0	0- 0	NON-CONFERENCE	0- 2	0- 1	5- 3				
2- 1	0- 0	0- 0	HOME	0- 0	0- 1	2- 0				
2- 4	0- 0	0- 0	AWAY	0- 2	0- 0	2- 2				
1- 1	0- 0	0- 0	NEUTRAL	0- 0	0- 0	1- 1				
10- 8	0- 0	0- 2	CONFERENCE	1- 5	0- 0	9- 1				
6- 3	0- 0	0- 1	HOME	1- 2	0- 0	5- 0				
4- 5	0- 0	0- 1	AWAY	0- 3	0- 0	4- 1				
0- 0	0- 0	0- 0	NEUTRAL	0- 0	0- 0	0- 0				

RPI S	Opponent	Score	RPI S	Opponent	Score	RPI S	Opponent	Score	RPI S	Opponent	Score	Team's RPI: 163
35	A James Madison	55 75	35	H James Madison	43 65	65	A Hofstra	49 58	147	H East Carolina	58 68	
						65	H Hofstra	54 47	158	A Northeastern	54 57	
						79	A Drexel	43 47	158	H Northeastern	59 52	
						79	H Drexel	53 54	159	A Fordham	55 48	
						88	A Elon	45 62	161	A Marist	56 50	
						88	H Elon	64 66	169	A George Mason	83 90	
						89	A Bucknell	51 80	195	N Wisconsin	52 54	
						100	A Georgetown	50 61	203	A William & Mary	69 53	
									203	H William & Mary	67 63	
									209	A Robert Morris	50 53	
									226	A Col. of Charleston	63 47	
									226	H Col. of Charleston	72 55	
									270	A UNCW	56 44	
									270	H UNCW	67 59	
									277	H Vermont	71 60	
									294	A Towson	66 62	
									294	H Towson	69 64	
									324	N North Dakota St.	62 50	
									328	H Lafayette	67 47	
LAST 12 Division I GAMES:												
35	H James Madison	43 65	226	H Col. of Charleston	72 55							
270	A UNCW	56 44	88	H Elon	64 66							
88	A Elon	45 62	294	A Towson	66 62							
65	H Hofstra	54 47	79	A Drexel	43 47							
158	A Northeastern	54 57	35	A James Madison	55 75							
203	A William & Mary	69 53	203	H William & Mary	67 63							

Non-Div I Games:

Delaware

Loss, Non-Conf, S Site, H Home A Away N Neutral

Average RPI Win:	306	WON-LOST	WINNING	LAST 10	STRENGTH OF	OPP. STRENGTH	TEAM	ADJ.	CONF.	ADJ CONF.
Average RPI Loss:	205	RECORD	PCT. RANK	GAMES	SCHEDULE	OF SCHEDULE	RPI	RPI	RPI	RPI
DIV. I ONLY	9- 20	275	3- 7	328	321	322	322	32	32	
DIV. I NON-CONF.	3- 10	277	0- 0	249	211	305	305	30	30	
TOTALS	RPI 1-25	RPI 26-50	W-L RECORDS	RPI 51-100	RPI 101-150	RPI 150+				
9- 20	0- 1	0- 0	OVERALL	0- 2	0- 1	9- 16				
6- 8	0- 0	0- 0	HOME	0- 1	0- 0	6- 7				
2- 12	0- 1	0- 0	AWAY	0- 1	0- 1	2- 9				
1- 0	0- 0	0- 0	NEUTRAL	0- 0	0- 0	1- 0				
3- 10	0- 1	0- 0	NON-CONFERENCE	0- 2	0- 1	3- 6				
2- 4	0- 0	0- 0	HOME	0- 1	0- 0	2- 3				
0- 6	0- 1	0- 0	AWAY	0- 1	0- 1	0- 3				
1- 0	0- 0	0- 0	NEUTRAL	0- 0	0- 0	1- 0				
6- 10	0- 0	0- 0	CONFERENCE	0- 0	0- 0	6- 10				
4- 4	0- 0	0- 0	HOME	0- 0	0- 0	4- 4				
2- 6	0- 0	0- 0	AWAY	0- 0	0- 0	2- 6				
0- 0	0- 0	0- 0	NEUTRAL	0- 0	0- 0	0- 0				

RPI	S	Opponent	Score	RPI	S	Opponent	Score	RPI	S	Opponent	Score	RPI	S	Opponent	Score	Team's RPI: 322
22	A	West Virginia	34 77					65	H	Hofstra	49 66	125	A	Pittsburgh	43 77	
								69	A	Temple	59 100	159	A	Fordham	58 74	
												164	A	Fla. Atlantic	55 83	
												170	A	Cornell	62 71	
												203	H	William & Mary	59 65	
												207	A	Hampton	89 81	
												207	H	Hampton	54 63	
												218	H	N.C. A&T	64 84	
												220	H	Lehigh	49 83	
												245	A	Bethune-Cookman	35 66	
												250	A	Coppin St.	79 84	
												250	H	Coppin St.	49 54	
												256	A	Morgan St.	49 56	
												262	N	Appalachian St.	76 69	
												274	A	UMES	49 54	
												274	H	UMES	61 70	
												293	A	Savannah St.	67 59	
												297	A	Florida A&M	56 86	
												308	H	Longwood	88 63	
												312	A	South Carolina St.	48 61	
												312	H	South Carolina St.	79 61	
												317	H	Mt. St. Mary's	41 54	
												332	H	Howard	87 86	
												345	H	Wagner	66 44	
												347	H	Norfolk St.	64 61	
												348	H	N.C. Central	66 56	
LAST 12 Division I GAMES:																
250	H	Coppin St.	49 54	274	H	UMES	61 70									
207	A	Hampton	89 81	297	A	Florida A&M	56 86									
274	A	UMES	49 54	245	A	Bethune-Cookman	35 66									
207	H	Hampton	54 63	312	H	South Carolina St.	79 61									
347	H	Norfolk St.	64 61	218	H	N.C. A&T	64 84									
250	A	Coppin St.	79 84	348	H	N.C. Central	66 56									

Non-Div I Games:

Delaware St.

■ Loss,
 ■ Non-Conf,
 S Site,
 ■ Home
 ■ Away
 N Neutral

Average RPI Win: 291	WON-LOST	WINNING	LAST 10	STRENGTH OF	OPP. STRENGTH	TEAM	ADJ.	CONF.	ADJ CONF.
Average RPI Loss: 166	RECORD	PCT. RANK	GAMES	SCHEDULE	OF SCHEDULE	RPI	RPI	RPI	RPI
DIV. I ONLY	5- 25	322	1- 9	157	248	300	300	18	18
DIV. I NON-CONF.	2- 11	306	0- 0	188	302	286	286	18	18
TOTALS	RPI 1-25	RPI 26-50	W-L RECORDS	RPI 51-100	RPI 101-150	RPI 150+			
5- 25	0- 1	0- 1	OVERALL	0- 5	1- 5	4- 13			
2- 12	0- 0	0- 1	HOME	0- 2	0- 3	2- 6			
3- 10	0- 0	0- 0	AWAY	0- 0	1- 0	2- 1			
0- 3	0- 1	0- 0	NEUTRAL	0- 1	0- 0	0- 1			
2- 11	0- 1	0- 1	NON-CONFERENCE	0- 0	1- 1	1- 8			
0- 6	0- 0	0- 1	HOME	0- 0	0- 1	0- 4			
2- 3	0- 0	0- 0	AWAY	0- 0	1- 0	1- 3			
0- 2	0- 1	0- 0	NEUTRAL	0- 0	0- 0	0- 1			
3- 14	0- 0	0- 0	CONFERENCE	0- 5	0- 4	3- 5			
2- 6	0- 0	0- 0	HOME	0- 2	0- 2	2- 2			
1- 7	0- 0	0- 0	AWAY	0- 2	0- 2	1- 3			
0- 1	0- 0	0- 0	NEUTRAL	0- 1	0- 0	0- 0			

RPI 1-25			RPI 26-50			RPI 51-100			RPI 101+ Team's RPI: 300		
RPI	S	Opponent	Score	RPI	S	Opponent	Score	RPI	S	Opponent	Score
1	N	Notre Dame	52 94	44	H	Colorado St.	46 74	60	A	South Dakota St.	52 80
								124	A	IUPUI	75 81
								124	H	IUPUI	54 67
								129	H	Long Beach St.	41 48
								138	A	Oral Roberts	33 65
								138	H	Oral Roberts	56 59
								148	A	Milwaukee	56 49
								173	H	Northern Colo.	51 60
								182	H	Weber St.	49 61
								183	N	Louisiana Tech	53 58
								234	A	Western Ill.	60 63
								234	H	Western Ill.	69 80
								239	A	Omaha	55 67
								239	H	Omaha	60 70
								244	H	Wyoming	64 75
								252	H	Ill.-Chicago	46 56
								266	A	Pepperdine	60 64
								271	A	Seattle	51 59
								302	A	UMKC	58 68
								316	A	IPFW	49 61
								316	H	IPFW	53 50
								324	A	North Dakota St.	55 45
								324	H	North Dakota St.	64 53
								341	A	Air Force	57 48
LAST 12 Division I GAMES:											
		62	N	South Dakota	54 73	138	H	Oral Roberts	56 59		
		239	H	Omaha	60 70	62	H	South Dakota	33 79		
		324	A	North Dakota St.	55 45	316	A	IPFW	49 61		
		60	A	South Dakota St.	52 80	124	A	IUPUI	75 81		
		124	H	IUPUI	54 67	138	A	Oral Roberts	33 65		
		234	H	Western Ill.	69 80	239	A	Omaha	55 67		

Non-Div I Games:

Denver

■ Loss,
 ■ Non-Conf,
 S Site,
 ■ Home
 ■ Away
 N Neutral

Detroit				Through Games Of March 6, 2016						
Average RPI Win:	213	WON-LOST	WINNING	LAST 10	STRENGTH OF	OPP. STRENGTH	TEAM	ADJ.	CONF.	ADJ CONF.
Average RPI Loss:	111	RECORD	PCT. RANK	GAMES	SCHEDULE	OF SCHEDULE	RPI	RPI	RPI	RPI
DIV. I ONLY	14- 14	164	6- 4	106	128	143	143	14	14	
DIV. I NON-CONF.	3- 7	248	0- 0	174	50	261	261	16	16	
TOTALS	RPI 1-25	RPI 26-50	W-L RECORDS	RPI 51-100	RPI 101-150	RPI 150+				
14- 14	0- 4	0- 1	OVERALL	0- 2	5- 4	9- 3				
7- 8	0- 1	0- 0	HOME	0- 2	2- 2	5- 3				
7- 6	0- 3	0- 1	AWAY	0- 0	3- 2	4- 0				
0- 0	0- 0	0- 0	NEUTRAL	0- 0	0- 0	0- 0				
3- 7	0- 2	0- 1	NON-CONFERENCE	0- 2	0- 1	3- 1				
3- 3	0- 0	0- 0	HOME	0- 2	0- 0	3- 1				
0- 4	0- 2	0- 1	AWAY	0- 0	0- 1	0- 0				
0- 0	0- 0	0- 0	NEUTRAL	0- 0	0- 0	0- 0				
11- 7	0- 2	0- 0	CONFERENCE	0- 0	5- 3	6- 2				
4- 5	0- 1	0- 0	HOME	0- 0	2- 2	2- 2				
7- 2	0- 1	0- 0	AWAY	0- 0	3- 1	4- 0				
0- 0	0- 0	0- 0	NEUTRAL	0- 0	0- 0	0- 0				

D
e
t
r
o
i
t

RPI 1-25				RPI 26-50				RPI 51-100				RPI 101+ Team's RPI: 143			
RPI	S	Opponent	Score	RPI	S	Opponent	Score	RPI	S	Opponent	Score	RPI	S	Opponent	Score
8	A	Maryland	41 97	38	A	St. Bonaventure	73 84	75	H	Michigan	61 88	102	A	Wright St.	95 93
17	A	Michigan St.	42 81					83	H	Eastern Mich.	68 85	102	H	Wright St.	71 89
25	A	Green Bay	36 58									126	A	Youngstown St.	69 68
25	H	Green Bay	58 74									126	H	Youngstown St.	70 72
												141	A	Western Mich.	66 70
												148	A	Milwaukee	89 79
												148	H	Milwaukee	80 76
												150	A	Northern Ky.	60 81
												150	H	Northern Ky.	66 65
												204	A	Oakland	82 77
												204	H	Oakland	73 79
												237	H	Cincinnati	77 68
												241	A	Valparaiso	72 66
												241	H	Valparaiso	85 65
												252	A	Ill.-Chicago	89 80
												252	H	Ill.-Chicago	51 65
												261	A	Cleveland St.	66 60
												261	H	Cleveland St.	82 68
												289	H	Niagara	80 75
												303	H	Bradley	67 75
												316	H	IPFW	64 63
LAST 12 Division I GAMES:															
148	H	Milwaukee	80 76	252	H	Ill.-Chicago	51 65								
25	H	Green Bay	58 74	126	A	Youngstown St.	69 68								
204	A	Oakland	82 77	261	A	Cleveland St.	66 60								
102	A	Wright St.	95 93	25	A	Green Bay	36 58								
150	A	Northern Ky.	60 81	148	A	Milwaukee	89 79								
241	H	Valparaiso	85 65	204	H	Oakland	73 79								

Non-Div I Games: Salem Int'l 81 50

Detroit

Loss, Non-Conf, S Site, H Home A Away N Neutral

Drake

Through Games Of March 6, 2016

Average RPI Win:	215	WON-LOST	WINNING	LAST 10	STRENGTH OF	OPP. STRENGTH	TEAM	ADJ.	CONF.	ADJ CONF.
Average RPI Loss:	120	RECORD	PCT. RANK	GAMES	SCHEDULE	OF SCHEDULE	RPI	RPI	RPI	RPI
DIV. I ONLY	20- 8	61	8- 2	220	169	98	98	21	21	
DIV. I NON-CONF.	6- 4	125	0- 0	107	54	95	95	17	17	
TOTALS	RPI 1-25	RPI 26-50	W-L RECORDS	RPI 51-100	RPI 101-150	RPI 150+				
20- 8	0- 1	0- 0	OVERALL	3- 4	3- 1	14- 2				
10- 3	0- 1	0- 0	HOME	2- 1	2- 1	6- 0				
9- 5	0- 0	0- 0	AWAY	1- 3	1- 0	7- 2				
1- 0	0- 0	0- 0	NEUTRAL	0- 0	0- 0	1- 0				
6- 4	0- 1	0- 0	NON-CONFERENCE	1- 2	2- 0	3- 1				
3- 1	0- 1	0- 0	HOME	1- 0	2- 0	0- 0				
2- 3	0- 0	0- 0	AWAY	0- 2	0- 0	2- 1				
1- 0	0- 0	0- 0	NEUTRAL	0- 0	0- 0	1- 0				
14- 4	0- 0	0- 0	CONFERENCE	2- 2	1- 1	11- 1				
7- 2	0- 0	0- 0	HOME	1- 1	0- 1	6- 0				
7- 2	0- 0	0- 0	AWAY	1- 1	1- 0	5- 1				
0- 0	0- 0	0- 0	NEUTRAL	0- 0	0- 0	0- 0				

RPI S	Opponent	Score	RPI S	Opponent	Score	RPI S	Opponent	Score	RPI S	Opponent	Score
25	H Green Bay	61 86				58	A Iowa	76 89	121	H Creighton	81 72
						62	A South Dakota	87 92	127	H Iowa St.	74 70
						91	A Missouri St.	82 75	136	A Southern Ill.	71 64
						91	H Missouri St.	95 72	136	H Southern Ill.	67 77
						94	H North Dakota	73 63	174	A Loyola Chicago	81 65
						96	A UNI	74 85	174	H Loyola Chicago	91 61
						96	H UNI	73 79	190	N Tulsa	91 80
									195	A Wisconsin	89 70
									202	A UNLV	76 68
									225	A Indiana St.	53 68
									225	H Indiana St.	80 55
									260	A Northern Ill.	73 87
									291	A Wichita St.	87 56
									291	H Wichita St.	81 59
									303	A Bradley	76 64
									303	H Bradley	78 45
									314	A Illinois St.	98 58
									314	H Illinois St.	76 41
									330	A Evansville	86 66
									330	H Evansville	94 52
LAST 12 Division I GAMES:											
136	A	Southern Ill.	71	64	314	A	Illinois St.	98	58		
330	A	Evansville	86	66	91	H	Missouri St.	95	72		
303	H	Bradley	78	45	291	H	Wichita St.	81	59		
174	H	Loyola Chicago	91	61	174	A	Loyola Chicago	81	65		
96	A	UNI	74	85	303	A	Bradley	76	64		
225	A	Indiana St.	53	68	96	H	UNI	73	79		

Non-Div I Games: William Penn 100 61

Drake

Loss, Non-Conf, S Site, H Home A Away N Neutral

Average RPI Win: 178	WON-LOST	WINNING	LAST 10	STRENGTH OF	OPP. STRENGTH	TEAM	ADJ.	CONF.	ADJ CONF.
Average RPI Loss: 83	RECORD	PCT. RANK	GAMES	SCHEDULE	OF SCHEDULE	RPI	RPI	RPI	RPI
DIV. I ONLY	17- 12	124	7- 3	61	110	79	79	12	12
DIV. I NON-CONF.	4- 7	222	0- 0	11	40	115	115	10	10
TOTALS	RPI 1-25	RPI 26-50	W-L RECORDS	RPI 51-100	RPI 101-150	RPI 150+			
17- 12	0- 2	1- 3	OVERALL	4- 3	0- 1	12- 3			
10- 3	0- 0	1- 1	HOME	3- 1	0- 0	6- 1			
7- 7	0- 2	0- 2	AWAY	1- 1	0- 1	6- 1			
0- 2	0- 0	0- 0	NEUTRAL	0- 1	0- 0	0- 1			
4- 7	0- 2	1- 1	NON-CONFERENCE	1- 2	0- 1	2- 1			
3- 1	0- 0	1- 0	HOME	1- 1	0- 0	1- 0			
1- 4	0- 2	0- 1	AWAY	0- 0	0- 1	1- 0			
0- 2	0- 0	0- 0	NEUTRAL	0- 1	0- 0	0- 1			
13- 5	0- 0	0- 2	CONFERENCE	3- 1	0- 0	10- 2			
7- 2	0- 0	0- 1	HOME	2- 0	0- 0	5- 1			
6- 3	0- 0	0- 1	AWAY	1- 1	0- 0	5- 1			
0- 0	0- 0	0- 0	NEUTRAL	0- 0	0- 0	0- 0			

RPI 1-25				RPI 26-50				RPI 51-100 Team's RPI: 79				RPI 101+			
RPI	S	Opponent	Score	RPI	S	Opponent	Score	RPI	S	Opponent	Score	RPI	S	Opponent	Score
13	A	Syracuse	62 83	35	A	James Madison	56 67	53	N	Villanova	55 67	115	A	Saint Joseph's	46 53
21	A	South Fla.	58 73	35	H	James Madison	55 59	65	A	Hofstra	54 61	158	A	Northeastern	53 49
				36	A	Penn	67 72	65	H	Hofstra	67 64	158	H	Northeastern	65 73
				38	H	St. Bonaventure	58 46	74	H	Vanderbilt	64 74	162	N	Montana	50 58
								81	H	Quinnipiac	62 49	163	A	Delaware	54 53
								88	A	Elon	54 47	163	H	Delaware	47 43
								88	H	Elon	74 31	203	A	William & Mary	67 50
												203	H	William & Mary	69 53
												207	A	Hampton	57 36
												214	H	Dartmouth	69 53
												226	A	Col. of Charleston	46 49
												226	H	Col. of Charleston	66 54
												270	A	UNCW	71 57
												270	H	UNCW	66 60
												294	A	Towson	74 33
												294	H	Towson	56 40
LAST 12 Division I GAMES:															
294	A	Towson	74 33	35	H	James Madison	55 59	226	A	Col. of Charleston	46 49	270	A	UNCW	71 57
203	H	William & Mary	69 53	226	A	Col. of Charleston	46 49	163	H	Delaware	47 43	65	A	Hofstra	54 61
65	A	Hofstra	54 61	270	A	UNCW	71 57	65	H	Hofstra	67 64	88	A	Elon	54 47
88	A	Elon	54 47	163	H	Delaware	47 43	294	H	Towson	56 40	270	H	UNCW	66 60
294	H	Towson	56 40	65	H	Hofstra	67 64	158	A	Northeastern	53 49				
270	H	UNCW	66 60	158	A	Northeastern	53 49								

Non-Div I Games:

Drexel

Duke

Average RPI Win: 161

Average RPI Loss: 31

WON-LOST
RECORD

WINNING
PCT. RANK

LAST 10
GAMES

STRENGTH OF
SCHEDULE

OPP. STRENGTH
OF SCHEDULE

TEAM
RPI

ADJ.
RPI

CONF.
RPI

ADJ CONF.
RPI

DIV. I ONLY

20- 12

101

4- 6

24

35

47

47

4

4

DIV. I NON-CONF.

11- 3

54

0- 0

54

68

32

32

5

5

TOTALS

RPI 1-25

RPI 26-50

W-L RECORDS

RPI 51-100

RPI 101-150

RPI 150+

20- 12

0- 8

1- 2

OVERALL

2- 1

9- 1

8- 0

11- 5

0- 3

0- 1

HOME

2- 1

4- 0

5- 0

5- 6

0- 4

1- 1

AWAY

0- 0

2- 1

2- 0

4- 1

0- 1

0- 0

NEUTRAL

0- 0

3- 0

1- 0

11- 3

0- 3

1- 0

NON-CONFERENCE

2- 0

3- 0

5- 0

7- 1

0- 1

0- 0

HOME

2- 0

1- 0

4- 0

1- 2

0- 2

1- 0

AWAY

0- 0

0- 0

0- 0

3- 0

0- 0

0- 0

NEUTRAL

0- 0

2- 0

1- 0

9- 9

0- 5

0- 2

CONFERENCE

0- 1

6- 1

3- 0

4- 4

0- 2

0- 1

HOME

0- 1

3- 0

1- 0

4- 4

0- 2

0- 1

AWAY

0- 0

2- 1

2- 0

1- 1

0- 1

0- 0

NEUTRAL

0- 0

1- 0

0- 0

RPI 1-25

RPI 26-50

Team's RPI: 47

RPI 51-100

RPI 101+

RPI S Opponent Score

RPI S Opponent Score

RPI S Opponent Score

RPI S Opponent Score

RPI S Opponent Score

1 H Notre Dame 61 68

28 A Miami (FL) 53 61

66 H Army West Point 72 61

108 H Virginia 67 52

1 N Notre Dame 54 83

36 A Penn 57 50

72 H Georgia Tech 59 64

108 N Virginia 57 53

3 A South Carolina 55 66

49 H North Carolina St. 62 65

80 H Minnesota 84 64

116 H Boston College 71 51

12 A Kentucky 61 71

120 A Virginia Tech 66 62

13 A Syracuse 50 86

125 A Pittsburgh 70 48

14 A Louisville 48 65

127 N Iowa St. 86 48

15 H Florida St. 53 69

128 H Liberty 79 41

19 H Texas A&M 66 72

135 N Idaho 74 68

139 A Wake Forest 58 64

139 H Wake Forest 95 68

153 A North Carolina 93 57

153 H North Carolina 71 55

221 H Massachusetts 70 46

242 N Texas St. 85 34

259 A Clemson 72 43

270 H UNCW 78 56

301 H Western Caro. 84 47

326 H Winthrop 78 50

LAST 12 Division I GAMES:

1 N Notre Dame 54 83

15 H Florida St. 53 69

108 N Virginia 57 53

28 A Miami (FL) 53 61

153 A North Carolina 93 57

108 H Virginia 67 52

72 H Georgia Tech 59 64

1 H Notre Dame 61 68

120 A Virginia Tech 66 62

125 A Pittsburgh 70 48

139 A Wake Forest 58 64

153 H North Carolina 71 55

Non-Div I Games:

Duke

Loss, Non-Conf, S Site, H Home A Away N Neutral

Duquesne

Through Games Of March 6, 2016

Average RPI Win:	167	WON-LOST	WINNING	LAST 10	STRENGTH OF	OPP. STRENGTH	TEAM	ADJ.	CONF.	ADJ CONF.
Average RPI Loss:	35	RECORD	PCT. RANK	GAMES	SCHEDULE	OF SCHEDULE	RPI	RPI	RPI	RPI
DIV. I ONLY	26- 5	20	7- 3	79	109	18	18	7	7	
DIV. I NON-CONF.	11- 1	16	0- 0	126	267	20	20	8	8	
TOTALS	RPI 1-25	RPI 26-50	W-L RECORDS	RPI 51-100	RPI 101-150	RPI 150+				
26- 5	0- 0	2- 4	OVERALL	6- 1	3- 0	15- 0				
11- 1	0- 0	2- 1	HOME	2- 0	1- 0	6- 0				
12- 3	0- 0	0- 2	AWAY	3- 1	2- 0	7- 0				
3- 1	0- 0	0- 1	NEUTRAL	1- 0	0- 0	2- 0				
11- 1	0- 0	1- 1	NON-CONFERENCE	2- 0	2- 0	6- 0				
4- 0	0- 0	1- 0	HOME	1- 0	0- 0	2- 0				
6- 1	0- 0	0- 1	AWAY	1- 0	2- 0	3- 0				
1- 0	0- 0	0- 0	NEUTRAL	0- 0	0- 0	1- 0				
15- 4	0- 0	1- 3	CONFERENCE	4- 1	1- 0	9- 0				
7- 1	0- 0	1- 1	HOME	1- 0	1- 0	4- 0				
6- 2	0- 0	0- 1	AWAY	2- 1	0- 0	4- 0				
2- 1	0- 0	0- 1	NEUTRAL	1- 0	0- 0	1- 0				

RPI S	Opponent	Score	RPI S	Opponent	Score	RPI S	Opponent	Score	RPI S	Opponent	Score
26	H George Washington	52 70	26	N George Washington	60 63	32	A Princeton	66 94	38	A St. Bonaventure	48 60
38	A St. Bonaventure	74 62	42	H Ohio	64 47	51	H St. John's (NY)	76 57	54	A Saint Louis	81 84
54	N Saint Louis	56 52	54	N Saint Louis	56 52	70	A Central Mich.	68 49	71	A VCU	71 67
84	A Dayton	76 72	84	H Dayton	89 58	115	H Saint Joseph's	73 59	125	A Pittsburgh	79 65
131	A Buffalo	79 62	159	H Fordham	55 40	159	N Fordham	70 65	169	A George Mason	72 56
176	A New Mexico	78 69	189	A Davidson	77 62	196	A Richmond	65 44	213	A Rhode Island	79 70
213	H Rhode Island	61 56	218	N N.C. A&T	81 67	221	H Massachusetts	73 64	274	H UMES	95 59
282	H La Salle	74 49	328	A Lafayette	73 65	332	H Howard	86 62	338	A Saint Peter's	63 38
LAST 12 Division I GAMES:											
26	N George Washington	60 63	54	A Saint Louis	81 84	115	H Saint Joseph's	73 59	213	H Rhode Island	61 56
159	N Fordham	70 65	189	A Davidson	77 62	221	H Massachusetts	73 64	274	H UMES	95 59
38	A St. Bonaventure	48 60	282	H La Salle	74 49	328	A Lafayette	73 65	332	H Howard	86 62
84	A Dayton	76 72	71	A VCU	71 67	338	A Saint Peter's	63 38			

Non-Div I Games: Slippery Rock 79 54

Duquesne

Loss, Non-Conf, S Site, H Home A Away N Neutral

Average RPI Win:	244	WON-LOST	WINNING	LAST 10	STRENGTH OF	OPP. STRENGTH	TEAM	ADJ.	CONF.	ADJ CONF.
Average RPI Loss:	123	RECORD	PCT. RANK	GAMES	SCHEDULE	OF SCHEDULE	RPI	RPI	RPI	RPI
DIV. I ONLY	13- 14	182	5- 5	192	175	166	166	17	17	
DIV. I NON-CONF.	5- 7	198	0- 0	151	130	146	146	15	15	
TOTALS	RPI 1-25	RPI 26-50	W-L RECORDS	RPI 51-100	RPI 101-150	RPI 150+				
13- 14	0- 0	0- 3	OVERALL	0- 2	2- 5	11- 4				
7- 3	0- 0	0- 1	HOME	0- 0	1- 2	6- 0				
6- 10	0- 0	0- 2	AWAY	0- 2	1- 3	5- 3				
0- 1	0- 0	0- 0	NEUTRAL	0- 0	0- 0	0- 1				
5- 7	0- 0	0- 1	NON-CONFERENCE	0- 2	1- 2	4- 2				
3- 0	0- 0	0- 0	HOME	0- 0	1- 0	2- 0				
2- 7	0- 0	0- 1	AWAY	0- 2	0- 2	2- 2				
0- 0	0- 0	0- 0	NEUTRAL	0- 0	0- 0	0- 0				
8- 7	0- 0	0- 2	CONFERENCE	0- 0	1- 3	7- 2				
4- 3	0- 0	0- 1	HOME	0- 0	0- 2	4- 0				
4- 3	0- 0	0- 1	AWAY	0- 0	1- 1	3- 1				
0- 1	0- 0	0- 0	NEUTRAL	0- 0	0- 0	0- 1				

RPI S	Opponent	Score	RPI S	Opponent	Score	RPI S	Opponent	Score	RPI S	Opponent	Score	Team's RPI: 166
27	A Tennessee	49 85	74	A Vanderbilt	39 65	111	A Iona	50 56				
41	A Chattanooga	42 66	88	A Elon	38 50	112	A Samford	47 55				
41	H Chattanooga	57 65				112	H Samford	51 56				
						113	A Mercer	55 53				
						113	H Mercer	45 61				
						132	H UNC Asheville	74 68				
						139	A Wake Forest	52 69				
						154	A Old Dominion	56 52				
						178	A Eastern Ky.	41 64				
						189	A Davidson	65 58				
						215	A Furman	77 81				
						215	H Furman	68 64				
						215	N Furman	68 71				
						262	A Appalachian St.	52 70				
						268	H Campbell	70 55				
						269	H Austin Peay	80 76				
						301	A Western Caro.	45 43				
						301	H Western Caro.	74 62				
						305	A Wofford	70 54				
						305	H Wofford	70 69				
						309	A UNCG	80 77				
						309	H UNCG	89 73				
LAST 12 Division I GAMES:												
215	N Furman	68 71	215	H Furman	68 64							
41	A Chattanooga	42 66	305	H Wofford	70 69							
112	H Samford	51 56	41	H Chattanooga	57 65							
113	H Mercer	45 61	113	A Mercer	55 53							
309	A UNCG	80 77	112	A Samford	47 55							
301	A Western Caro.	45 43	301	H Western Caro.	74 62							

Non-Div I Games: Armstrong St. 62 52 Lees-McRae 73 46 Brevard 69 46

ETSU

Loss, Non-Conf, S Site, H Home A Away N Neutral

East Carolina

Through Games Of March 6, 2016

Average RPI Win:	239	WON-LOST	WINNING	LAST 10	STRENGTH OF	OPP. STRENGTH	TEAM	ADJ.	CONF.	ADJ CONF.
Average RPI Loss:	75	RECORD	PCT. RANK	GAMES	SCHEDULE	OF SCHEDULE	RPI	RPI	RPI	RPI
DIV. I ONLY	13- 19	230	4- 6	76	91	147	147	9	9	
DIV. I NON-CONF.	6- 6	160	0- 0	34	196	107	107	7	7	
TOTALS	RPI 1-25	RPI 26-50	W-L RECORDS	RPI 51-100	RPI 101-150	RPI 150+				
13- 19	0- 6	0- 2	OVERALL	0- 4	0- 4	13- 3				
5- 6	0- 2	0- 0	HOME	0- 2	0- 1	5- 1				
5- 7	0- 2	0- 0	AWAY	0- 2	0- 1	5- 2				
3- 6	0- 2	0- 2	NEUTRAL	0- 0	0- 2	3- 0				
6- 6	0- 1	0- 2	NON-CONFERENCE	0- 1	0- 2	6- 0				
2- 0	0- 0	0- 0	HOME	0- 0	0- 0	2- 0				
2- 1	0- 0	0- 0	AWAY	0- 1	0- 0	2- 0				
2- 5	0- 1	0- 2	NEUTRAL	0- 0	0- 2	2- 0				
7- 13	0- 5	0- 0	CONFERENCE	0- 3	0- 2	7- 3				
3- 6	0- 2	0- 0	HOME	0- 2	0- 1	3- 1				
3- 6	0- 2	0- 0	AWAY	0- 1	0- 1	3- 2				
1- 1	0- 1	0- 0	NEUTRAL	0- 0	0- 0	1- 0				

RPI 1-25				RPI 26-50				RPI 51-100				RPI 101+ Team's RPI: 147			
RPI	S	Opponent	Score	RPI	S	Opponent	Score	RPI	S	Opponent	Score	RPI	S	Opponent	Score
3	N	South Carolina	57 88	41	N	Chattanooga	61 72	56	A	Auburn	69 83	101	N	Northwestern	75 78
4	A	UConn	46 92	42	N	Ohio	61 64	69	H	Temple	63 83	110	A	Memphis	83 93
4	H	UConn	41 84					73	A	Tulane	73 78	110	H	Memphis	78 79
4	N	UConn	51 92					73	H	Tulane	51 66	121	N	Creighton	66 91
21	A	South Fla.	54 75									163	A	Delaware	68 58
21	H	South Fla.	59 61									181	N	Eastern Wash.	80 62
												190	A	Tulsa	79 81
												190	H	Tulsa	54 55
												191	N	UTRGV	70 59
												193	A	SMU	67 74
												193	H	SMU	78 61
												208	H	Presbyterian	84 57
												237	A	Cincinnati	77 55
												237	H	Cincinnati	63 60
												237	N	Cincinnati	70 61
												278	A	UCF	71 56
												285	A	Houston	68 59
												285	H	Houston	76 70
												295	H	Alcorn	87 58
												313	A	A&M-Corpus Christi	82 46
LAST 12 Division I GAMES:															
		4 N UConn	51 92			285 A Houston	68 59								
		237 N Cincinnati	70 61			110 H Memphis	78 79								
		193 H SMU	78 61			193 A SMU	67 74								
		110 A Memphis	83 93			4 A UConn	46 92								
		237 A Cincinnati	77 55			190 H Tulsa	54 55								
		4 H UConn	41 84			69 H Temple	63 83								

Non-Div I Games:

East Carolina

Loss, Non-Conf, S Site, H Home A Away N Neutral

Average RPI Win: 208		WON-LOST	WINNING	LAST 10	STRENGTH OF	OPP. STRENGTH	TEAM	ADJ.	CONF.	ADJ CONF.
Average RPI Loss: 202		RECORD	PCT. RANK	GAMES	SCHEDULE	OF SCHEDULE	RPI	RPI	RPI	RPI
DIV. I ONLY		3- 25	341	2- 8	240	282	340	340	24	24
DIV. I NON-CONF.		1- 11	336	0- 0	180	317	324	324	24	24
TOTALS		RPI 1-25	RPI 26-50	W-L RECORDS	RPI 51-100	RPI 101-150	RPI 150+			
3- 25	0- 0		0- 0	OVERALL	0- 2	1- 6	2- 17			
3- 10	0- 0		0- 0	HOME	0- 0	1- 3	2- 7			
0- 15	0- 0		0- 0	AWAY	0- 2	0- 3	0- 10			
0- 0	0- 0		0- 0	NEUTRAL	0- 0	0- 0	0- 0			
1- 11	0- 0		0- 0	NON-CONFERENCE	0- 1	1- 2	0- 8			
1- 4	0- 0		0- 0	HOME	0- 0	1- 1	0- 3			
0- 7	0- 0		0- 0	AWAY	0- 1	0- 1	0- 5			
0- 0	0- 0		0- 0	NEUTRAL	0- 0	0- 0	0- 0			
2- 14	0- 0		0- 0	CONFERENCE	0- 1	0- 4	2- 9			
2- 6	0- 0		0- 0	HOME	0- 0	0- 2	2- 4			
0- 8	0- 0		0- 0	AWAY	0- 1	0- 2	0- 5			
0- 0	0- 0		0- 0	NEUTRAL	0- 0	0- 0	0- 0			

[illegible]

Non-Div I Games:

Eastern Ill.

Loss, Non-Conf, S Site, H Home A Away N Neutral

Eastern Ky.

Through Games Of March 6, 2016

Average RPI Win:	262	WON-LOST	WINNING	LAST 10	STRENGTH OF	OPP. STRENGTH	TEAM	ADJ.	CONF.	ADJ CONF.
Average RPI Loss:	142	RECORD	PCT. RANK	GAMES	SCHEDULE	OF SCHEDULE	RPI	RPI	RPI	RPI
DIV. I ONLY	16- 12	133	7- 3	267	251	178	178	24	24	
DIV. I NON-CONF.	4- 5	193	0- 0	144	188	164	164	24	24	
TOTALS	RPI 1-25	RPI 26-50	W-L RECORDS	RPI 51-100	RPI 101-150	RPI 150+				
16- 12	0- 0	0- 2	OVERALL	0- 4	1- 2	15- 4				
7- 4	0- 0	0- 0	HOME	0- 1	1- 1	6- 2				
6- 6	0- 0	0- 1	AWAY	0- 2	0- 1	6- 2				
3- 2	0- 0	0- 1	NEUTRAL	0- 1	0- 0	3- 0				
4- 5	0- 0	0- 2	NON-CONFERENCE	0- 1	0- 1	4- 1				
2- 1	0- 0	0- 0	HOME	0- 0	0- 1	2- 0				
1- 3	0- 0	0- 1	AWAY	0- 1	0- 0	1- 1				
1- 1	0- 0	0- 1	NEUTRAL	0- 0	0- 0	1- 0				
12- 7	0- 0	0- 0	CONFERENCE	0- 3	1- 1	11- 3				
5- 3	0- 0	0- 0	HOME	0- 1	1- 0	4- 2				
5- 3	0- 0	0- 0	AWAY	0- 1	0- 1	5- 1				
2- 1	0- 0	0- 0	NEUTRAL	0- 1	0- 0	2- 0				

RPI S	Opponent	Score	RPI S	Opponent	Score	RPI S	Opponent	Score	RPI S	Opponent	Score	Team's RPI: 178
37	A Western Ky.	60 76	78	A Belmont	61 72	102	H Wright St.	69 71				
49	N North Carolina St.	62 73	78	H Belmont	51 65	104	H UT Martin	70 61				
			78	N Belmont	63 95	145	A SIUE	74 89				
			91	A Missouri St.	63 87	166	H ETSU	64 41				
						196	A Richmond	62 81				
						231	H Southeast Mo. St.	56 55				
						258	A Tennessee St.	70 66				
						258	H Tennessee St.	78 67				
						263	N Saint Francis (PA)	88 82				
						264	H Murray St.	72 60				
						264	N Murray St.	63 52				
						269	A Austin Peay	66 94				
						269	N Austin Peay	82 68				
						280	A Tennessee Tech	71 67				
						280	H Tennessee Tech	72 77				
						281	A Miami (OH)	77 72				
						296	A Jacksonville St.	76 50				
						296	H Jacksonville St.	54 56				
						301	H Western Caro.	91 62				
						306	A Morehead St.	89 77				
						306	H Morehead St.	100 93				
						340	A Eastern Ill.	75 56				
LAST 12 Division I GAMES:												
78	N Belmont	63 95	296	A Jacksonville St.	76 50							
264	N Murray St.	63 52	258	H Tennessee St.	78 67							
269	N Austin Peay	82 68	78	A Belmont	61 72							
280	A Tennessee Tech	71 67	258	A Tennessee St.	70 66							
78	H Belmont	51 65	306	H Morehead St.	100 93							
306	A Morehead St.	89 77	296	H Jacksonville St.	54 56							

Non-Div I Games: Cincinnati Christian 12 34 Davis & Elkins 73 58

Eastern Ky.

Loss, Non-Conf, S Site, H Home A Away N Neutral

Average RPI Win: 182		WON-LOST	WINNING	LAST 10	STRENGTH OF	OPP. STRENGTH	TEAM	ADJ.	CONF.	ADJ CONF.
Average RPI Loss: 89		RECORD	PCT. RANK	GAMES	SCHEDULE	OF SCHEDULE	RPI	RPI	RPI	RPI
DIV. I ONLY		17- 10	95	6- 4	82	126	83	83	11	11
DIV. I NON-CONF.		7- 2	57	0- 0	106	125	44	44	13	13
TOTALS		RPI 1-25	RPI 26-50		W-L RECORDS		RPI 51-100	RPI 101-150	RPI 150+	
17- 10	0- 1	0- 1		OVERALL		2- 5	8- 2	7- 1		
8- 4	0- 0	0- 1		HOME		1- 2	4- 1	3- 0		
9- 5	0- 1	0- 0		AWAY		1- 2	4- 1	4- 1		
0- 1	0- 0	0- 0		NEUTRAL		0- 1	0- 0	0- 0		
7- 2	0- 1	0- 0		NON-CONFERENCE		2- 1	2- 0	3- 0		
3- 0	0- 0	0- 0		HOME		1- 0	1- 0	1- 0		
4- 1	0- 1	0- 0		AWAY		1- 0	1- 0	2- 0		
0- 1	0- 0	0- 0		NEUTRAL		0- 1	0- 0	0- 0		
10- 8	0- 0	0- 1		CONFERENCE		0- 4	6- 2	4- 1		
5- 4	0- 0	0- 1		HOME		0- 2	3- 1	2- 0		
5- 4	0- 0	0- 0		AWAY		0- 2	3- 1	2- 1		
0- 0	0- 0	0- 0		NEUTRAL		0- 0	0- 0	0- 0		

RPI 1-25				RPI 26-50				RPI 51-100				Team's RPI: 83				RPI 101+			
RPI	S	Opponent	Score	RPI	S	Opponent	Score	RPI	S	Opponent	Score	RPI	S	Opponent	Score	RPI	S	Opponent	Score
12	A	Kentucky	67 89	42	H	Ohio	64 71	57	A	Ball St.	54 76	105	A	Toledo	58 46				
								57	H	Ball St.	63 67	105	H	Toledo	59 41				
								70	A	Central Mich.	70 78	122	A	Akron	72 75				
								70	H	Central Mich.	65 66	122	H	Akron	65 68				
								75	H	Michigan	64 63	131	A	Buffalo	70 55				
								76	N	Abilene Christian	59 83	131	H	Buffalo	67 56				
								92	A	Harvard	85 81	138	H	Oral Roberts	77 69				
												141	A	Western Mich.	63 52				
												141	H	Western Mich.	70 66				
												143	A	Detroit	85 68				
												191	H	UTRGV	78 56				
												243	A	Monmouth	78 68				
												257	A	Bowling Green	63 67				
												260	A	Northern Ill.	87 80				
												260	H	Northern Ill.	84 60				
												281	A	Miami (OH)	70 46				
												319	H	Kent St.	72 51				
												341	A	Air Force	72 59				
LAST 12 Division I GAMES:																			
70	A	Central Mich.	70 78	281	A	Miami (OH)	70 46												
141	A	Western Mich.	63 52	141	H	Western Mich.	70 66												
57	H	Ball St.	63 67	70	H	Central Mich.	65 66												
105	A	Toledo	58 46	122	A	Akron	72 75												
260	H	Northern Ill.	84 60	257	A	Bowling Green	63 67												
131	A	Buffalo	70 55	105	H	Toledo	59 41												

Non-Div I Games: Madonna 104 45 Hillsdale 94 77

Eastern Mich.

■ Loss,
 ■ Non-Conf,
 ■ S Site,
 ■ Home
 ■ A Away
 N Neutral

Average RPI Win:	238	WON-LOST	WINNING	LAST 10	STRENGTH OF	OPP. STRENGTH	TEAM	ADJ.	CONF.	ADJ CONF.
Average RPI Loss:	152	RECORD	PCT. RANK	GAMES	SCHEDULE	OF SCHEDULE	RPI	RPI	RPI	RPI
DIV. I ONLY	18- 11	102	6- 4	313	195	181	181	19	19	
DIV. I NON-CONF.	5- 6	180	0- 0	300	220	258	258	23	23	
TOTALS	RPI 1-25	RPI 26-50	W-L RECORDS	RPI 51-100	RPI 101-150	RPI 150+				
18- 11	0- 0	0- 0	OVERALL	1- 2	2- 5	15- 4				
11- 3	0- 0	0- 0	HOME	1- 1	1- 1	9- 1				
7- 5	0- 0	0- 0	AWAY	0- 1	1- 0	6- 0				
0- 3	0- 0	0- 0	NEUTRAL	0- 0	0- 3	0- 0				
5- 6	0- 0	0- 0	NON-CONFERENCE	0- 1	0- 5	5- 0				
3- 2	0- 0	0- 0	HOME	0- 1	0- 1	3- 0				
2- 1	0- 0	0- 0	AWAY	0- 0	0- 1	2- 0				
0- 3	0- 0	0- 0	NEUTRAL	0- 0	0- 3	0- 0				
13- 5	0- 0	0- 0	CONFERENCE	1- 1	2- 0	10- 4				
8- 1	0- 0	0- 0	HOME	1- 0	1- 0	6- 1				
5- 4	0- 0	0- 0	AWAY	0- 1	1- 0	4- 3				
0- 0	0- 0	0- 0	NEUTRAL	0- 0	0- 0	0- 0				

RPI 1-25				RPI 26-50				RPI 51-100				RPI 101+				Team's RPI: 181	
RPI	S	Opponent	Score	RPI	S	Opponent	Score	RPI	S	Opponent	Score	RPI	S	Opponent	Score		
								76	H	Abilene Christian	60	72	101	N	Northwestern	70	74
								94	A	North Dakota	69	72	109	A	Gonzaga	56	78
								94	H	North Dakota	60	57	121	N	Creighton	60	66
												135	A	Idaho	74	66	
												135	H	Idaho	84	70	
												147	N	East Carolina	62	80	
												149	H	Boise St.	79	84	
												151	H	Montana St.	81	69	
												162	H	Montana	67	65	
												167	A	Sacramento St.	100	83	
												167	H	Sacramento St.	91	94	
												173	A	Northern Colo.	66	57	
												173	H	Northern Colo.	59	55	
												182	A	Weber St.	74	80	
												201	A	Idaho St.	62	71	
												211	H	Utah Valley	68	64	
												291	A	Wichita St.	67	62	
												298	H	CSUN	70	59	
												310	A	Northern Ariz.	81	71	
												310	H	Northern Ariz.	72	65	
												323	A	Portland St.	79	81	
												323	H	Portland St.	70	57	
												335	A	Southern Utah	85	82	
												335	H	Southern Utah	64	53	
												339	A	Cal St. Fullerton	68	57	
												341	H	Air Force	65	44	
LAST 12 Division I GAMES:																	
				182	A	Weber St.	74	80	94	A	North Dakota	69	72				
				201	A	Idaho St.	62	71	335	H	Southern Utah	64	53				
				135	H	Idaho	84	70	310	H	Northern Ariz.	72	65				
				323	H	Portland St.	70	57	167	A	Sacramento St.	100	83				
				167	H	Sacramento St.	91	94	323	A	Portland St.	79	81				
				173	A	Northern Colo.	66	57	162	H	Montana	67	65				

Non-Div I Games: Eastern Ore. 64 40

Eastern Wash.

■ Loss,
 ■ Non-Conf,
 ■ S Site,
 ■ Home
 ■ A Away
 N Neutral

Average RPI Win: 193	WON-LOST	WINNING	LAST 10	STRENGTH OF	OPP. STRENGTH	TEAM	ADJ.	CONF.	ADJ CONF.
Average RPI Loss: 102	RECORD	PCT. RANK	GAMES	SCHEDULE	OF SCHEDULE	RPI	RPI	RPI	RPI
DIV. I ONLY	17- 11	109	6- 4	103	114	88	88	12	12
DIV. I NON-CONF.	6- 4	125	0- 0	55	84	51	51	10	10
TOTALS	RPI 1-25	RPI 26-50	W-L RECORDS	RPI 51-100	RPI 101-150	RPI 150+			
17- 11	0- 2	1- 2	OVERALL	2- 3	0- 1	14- 3			
9- 3	0- 0	0- 1	HOME	2- 1	0- 0	7- 1			
8- 8	0- 2	1- 1	AWAY	0- 2	0- 1	7- 2			
0- 0	0- 0	0- 0	NEUTRAL	0- 0	0- 0	0- 0			
6- 4	0- 2	1- 0	NON-CONFERENCE	1- 0	0- 1	4- 1			
3- 0	0- 0	0- 0	HOME	1- 0	0- 0	2- 0			
3- 4	0- 2	1- 0	AWAY	0- 0	0- 1	2- 1			
0- 0	0- 0	0- 0	NEUTRAL	0- 0	0- 0	0- 0			
11- 7	0- 0	0- 2	CONFERENCE	1- 3	0- 0	10- 2			
6- 3	0- 0	0- 1	HOME	1- 1	0- 0	5- 1			
5- 4	0- 0	0- 1	AWAY	0- 2	0- 0	5- 1			
0- 0	0- 0	0- 0	NEUTRAL	0- 0	0- 0	0- 0			

RPI 1-25				RPI 26-50				RPI 51-100 Team's RPI: 88				RPI 101+			
RPI	S	Opponent	Score	RPI	S	Opponent	Score	RPI	S	Opponent	Score	RPI	S	Opponent	Score
3	A	South Carolina	63 78	35	A	James Madison	72 73	65	A	Hofstra	49 59	128	A	Liberty	63 72
22	A	West Virginia	57 67	35	H	James Madison	76 81	65	H	Hofstra	61 60	158	A	Northeastern	56 54
				49	A	North Carolina St.	69 66	77	H	Charlotte	90 83	158	H	Northeastern	61 67
								79	A	Drexel	31 74	163	A	Delaware	66 64
								79	H	Drexel	47 54	163	H	Delaware	62 45
												166	H	ETSU	50 38
												203	A	William & Mary	74 64
												203	H	William & Mary	73 51
												215	A	Furman	65 55
												226	A	Col. of Charleston	54 38
												226	H	Col. of Charleston	52 41
												228	A	Navy	70 73
												253	H	High Point	80 69
												270	A	UNCW	67 60
												270	H	UNCW	70 53
												276	A	American	62 54
												294	A	Towson	78 85
												294	H	Towson	80 58
LAST 12 Division I GAMES:															
203	A	William & Mary	74 64	294	H	Towson	80 58								
35	A	James Madison	72 73	163	A	Delaware	66 64								
163	H	Delaware	62 45	203	H	William & Mary	73 51								
79	H	Drexel	47 54	65	A	Hofstra	49 59								
226	A	Col. of Charleston	54 38	158	A	Northeastern	56 54								
158	H	Northeastern	61 67	270	H	UNCW	70 53								

Non-Div I Games: Lenoir-Rhyne 67 29

Elon

Average RPI Win:	282	WON-LOST	WINNING	LAST 10	STRENGTH OF	OPP. STRENGTH	TEAM	ADJ.	CONF.	ADJ CONF.
Average RPI Loss:	175	RECORD	PCT. RANK	GAMES	SCHEDULE	OF SCHEDULE	RPI	RPI	RPI	RPI
DIV. I ONLY	2- 27	346	0- 10	178	245	330	330	21	21	
DIV. I NON-CONF.	1- 10	330	0- 0	109	294	279	279	17	17	
TOTALS	RPI 1-25	RPI 26-50	W-L RECORDS	RPI 51-100	RPI 101-150	RPI 150+				
2- 27	0- 0	0- 0	OVERALL	0- 9	0- 4	2- 14				
1- 12	0- 0	0- 0	HOME	0- 4	0- 3	1- 5				
1- 13	0- 0	0- 0	AWAY	0- 4	0- 1	1- 8				
0- 2	0- 0	0- 0	NEUTRAL	0- 1	0- 0	0- 1				
1- 10	0- 0	0- 0	NON-CONFERENCE	0- 3	0- 2	1- 5				
0- 4	0- 0	0- 0	HOME	0- 1	0- 2	0- 1				
1- 4	0- 0	0- 0	AWAY	0- 1	0- 0	1- 3				
0- 2	0- 0	0- 0	NEUTRAL	0- 1	0- 0	0- 1				
1- 17	0- 0	0- 0	CONFERENCE	0- 6	0- 2	1- 9				
1- 8	0- 0	0- 0	HOME	0- 3	0- 1	1- 4				
0- 9	0- 0	0- 0	AWAY	0- 3	0- 1	0- 5				
0- 0	0- 0	0- 0	NEUTRAL	0- 0	0- 0	0- 0				

RPI S	Opponent	Score	RPI S	Opponent	Score	RPI S	Opponent	Score	RPI S	Opponent	Score	Team's RPI: 330
						57	H Ball St.	53 73	104	H UT Martin	48 75	
						61	N Santa Clara	44 62	124	H IUPUI	62 68	
						91	A Missouri St.	70 77	136	A Southern Ill.	56 74	
						91	H Missouri St.	47 66	136	H Southern Ill.	63 66	
						95	A Nebraska	40 85	151	N Montana St.	55 81	
						96	A UNI	51 62	168	A Xavier	57 65	
						96	H UNI	48 61	174	A Loyola Chicago	54 67	
						98	A Drake	52 94	174	H Loyola Chicago	49 63	
						98	H Drake	66 86	225	A Indiana St.	45 57	
									225	H Indiana St.	44 59	
									257	A Bowling Green	56 74	
									261	A Cleveland St.	72 63	
									264	H Murray St.	54 73	
									281	A Miami (OH)	85 91	
									291	A Wichita St.	50 58	
									291	H Wichita St.	31 44	
									303	A Bradley	52 66	
									303	H Bradley	62 46	
									314	A Illinois St.	59 65	
									314	H Illinois St.	57 64	
LAST 12 Division I GAMES:												
96	H UNI	48 61	136	H Southern Ill.	63 66							
98	H Drake	66 86	174	A Loyola Chicago	54 67							
314	A Illinois St.	59 65	303	A Bradley	52 66							
225	A Indiana St.	45 57	225	H Indiana St.	44 59							
91	H Missouri St.	47 66	314	H Illinois St.	57 64							
291	H Wichita St.	31 44	291	A Wichita St.	50 58							

Non-Div I Games:

Evansville

Average RPI Win:	219	WON-LOST	WINNING	LAST 10	STRENGTH OF	OPP. STRENGTH	TEAM	ADJ.	CONF.	ADJ CONF.
Average RPI Loss:	67	RECORD	PCT. RANK	GAMES	SCHEDULE	OF SCHEDULE	RPI	RPI	RPI	RPI
DIV. I ONLY	26- 4	13	10- 0	208	215	68	68	29	29	
DIV. I NON-CONF.	11- 4	76	0- 0	61	67	53	53	28	28	
TOTALS	RPI 1-25	RPI 26-50	W-L RECORDS	RPI 51-100	RPI 101-150	RPI 150+				
26- 4	0- 1	1- 2	OVERALL	3- 0	3- 0	19- 1				
12- 2	0- 0	0- 1	HOME	3- 0	0- 0	9- 1				
12- 0	0- 0	1- 0	AWAY	0- 0	1- 0	10- 0				
2- 2	0- 1	0- 1	NEUTRAL	0- 0	2- 0	0- 0				
11- 4	0- 1	1- 2	NON-CONFERENCE	3- 0	3- 0	4- 1				
4- 2	0- 0	0- 1	HOME	3- 0	0- 0	1- 1				
5- 0	0- 0	1- 0	AWAY	0- 0	1- 0	3- 0				
2- 2	0- 1	0- 1	NEUTRAL	0- 0	2- 0	0- 0				
15- 0	0- 0	0- 0	CONFERENCE	0- 0	0- 0	15- 0				
8- 0	0- 0	0- 0	HOME	0- 0	0- 0	8- 0				
7- 0	0- 0	0- 0	AWAY	0- 0	0- 0	7- 0				
0- 0	0- 0	0- 0	NEUTRAL	0- 0	0- 0	0- 0				

RPI 1-25				RPI 26-50				RPI 51-100				Team's RPI: 68	RPI 101+						
RPI	S	Opponent	Score	RPI	S	Opponent	Score	RPI	S	Opponent	Score		RPI	S	Opponent	Score			
23	N	Mississippi St.	60 65	26	A	George Washington	64 60	56	H	Auburn	52 45		122	A	Akron	82 64			
				40	H	Arkansas St.	48 62	81	H	Quinnipiac	71 70		123	N	Arizona	57 55			
				42	N	Ohio	57 69	92	H	Harvard	74 65		141	N	Western Mich.	60 42			
													152	A	Jacksonville	59 55			
													152	H	Jacksonville	58 39			
													164	H	Fla. Atlantic	55 62			
													194	A	Stetson	60 47			
													194	H	Stetson	61 48			
													210	A	USC Upstate	56 44			
													210	H	USC Upstate	54 43			
													217	H	Hartford	64 44			
													218	A	N.C. A&T	60 36			
													265	A	Providence	50 41			
													288	A	Kennesaw St.	78 47			
													288	H	Kennesaw St.	63 41			
													311	A	FIU	81 53			
													327	A	North Florida	65 38			
													327	H	North Florida	75 50			
													333	A	Lipscomb	71 39			
													333	H	Lipscomb	91 52			
LAST 12 Division I GAMES:																			
				342	H	NJIT	60 31			152	A	Jacksonville	59 55			342	A	NJIT	53 32
				194	A	Stetson	60 47			327	H	North Florida	75 50			342	H	NJIT	70 37
				333	H	Lipscomb	91 52			152	H	Jacksonville	58 39			342	H	NJIT	60 31
				288	H	Kennesaw St.	63 41			327	A	North Florida	65 38						
				210	A	USC Upstate	56 44			288	A	Kennesaw St.	78 47						
				342	A	NJIT	53 32			333	A	Lipscomb	71 39						

Non-Div I Games: St. Thomas (FL) 86 33

FGCU

■ Loss,
■ Non-Conf,
■ S Site,
■ Home
■ Away
N Neutral

Average RPI Win:	257	WON-LOST	WINNING	LAST 10	STRENGTH OF	OPP. STRENGTH	TEAM	ADJ.	CONF.	ADJ CONF.
Average RPI Loss:	148	RECORD	PCT. RANK	GAMES	SCHEDULE	OF SCHEDULE	RPI	RPI	RPI	RPI
DIV. I ONLY	4- 25	331	2- 8	150	135	311	311	13	13	
DIV. I NON-CONF.	2- 9	296	0- 0	257	239	329	329	11	11	
TOTALS	RPI 1-25	RPI 26-50	W-L RECORDS	RPI 51-100	RPI 101-150	RPI 150+				
4- 25	0- 0	0- 4	OVERALL	0- 5	0- 2	4- 14				
3- 13	0- 0	0- 2	HOME	0- 3	0- 2	3- 6				
1- 12	0- 0	0- 0	AWAY	0- 1	0- 0	1- 2				
0- 0	0- 0	0- 0	NEUTRAL	0- 0	0- 0	0- 0				
2- 9	0- 0	0- 1	NON-CONFERENCE	0- 2	0- 1	2- 5				
2- 5	0- 0	0- 0	HOME	0- 2	0- 1	2- 2				
0- 4	0- 0	0- 1	AWAY	0- 0	0- 0	0- 3				
0- 0	0- 0	0- 0	NEUTRAL	0- 0	0- 0	0- 0				
2- 16	0- 0	0- 3	CONFERENCE	0- 3	0- 1	2- 9				
1- 8	0- 0	0- 2	HOME	0- 1	0- 1	1- 4				
1- 8	0- 0	0- 1	AWAY	0- 2	0- 0	1- 5				
0- 0	0- 0	0- 0	NEUTRAL	0- 0	0- 0	0- 0				

RPI S	Opponent	Score	RPI S	Opponent	Score	RPI S	Opponent	Score	RPI S	Opponent	Score	Team's RPI: 311
28	A Miami (FL)	55 83	67	A Middle Tenn.	55 77	134	H Marshall	58 65				
31	A UTEP	52 70	67	H Middle Tenn.	62 85	139	H Wake Forest	53 57				
31	H UTEP	57 69	68	H FGCU	53 81	152	A Jacksonville	44 80				
37	H Western Ky.	69 71	77	A Charlotte	74 87	154	A Old Dominion	49 84				
			97	H Marquette	83 95	164	A Fla. Atlantic	82 87				
						164	H Fla. Atlantic	52 63				
						165	A UAB	42 71				
						165	H UAB	72 61				
						171	A Southern Miss.	55 82				
						183	A Louisiana Tech	63 82				
						213	H Rhode Island	50 68				
						233	H Rice	62 68				
						240	H North Texas	40 58				
						246	A UTSA	59 54				
						246	H UTSA	52 63				
						261	A Cleveland St.	57 64				
						278	A UCF	72 89				
						291	H Wichita St.	62 76				
						297	H Florida A&M	81 65				
						320	H UMass Lowell	71 68				
LAST 12 Division I GAMES:												
67	A Middle Tenn.	55 77	31	A UTEP	52 70							
165	A UAB	42 71	67	H Middle Tenn.	62 85							
164	H Fla. Atlantic	52 63	165	H UAB	72 61							
233	H Rice	62 68	154	A Old Dominion	49 84							
240	H North Texas	40 58	77	A Charlotte	74 87							
246	A UTSA	59 54	31	H UTEP	57 69							

Non-Div I Games:

FIU

■ Loss,
 ■ Non-Conf,
 ■ S Site,
 ■ H Home
 ■ A Away
 N Neutral

Fairfield

Through Games Of March 6, 2016

Average RPI Win:	247	WON-LOST	WINNING	LAST 10	STRENGTH OF	OPP. STRENGTH	TEAM	ADJ.	CONF.	ADJ CONF.
Average RPI Loss:	154	RECORD	PCT. RANK	GAMES	SCHEDULE	OF SCHEDULE	RPI	RPI	RPI	RPI
DIV. I ONLY	16- 14	154	6- 4	230	247	199	199	23	23	
DIV. I NON-CONF.	5- 4	138	0- 0	108	213	148	148	22	22	
TOTALS	RPI 1-25	RPI 26-50	W-L RECORDS	RPI 51-100	RPI 101-150	RPI 150+				
16- 14	0- 0	0- 1	OVERALL	1- 4	0- 2	15- 7				
10- 6	0- 0	0- 1	HOME	1- 2	0- 1	9- 2				
6- 7	0- 0	0- 0	AWAY	0- 2	0- 1	6- 4				
0- 1	0- 0	0- 0	NEUTRAL	0- 0	0- 0	0- 1				
5- 4	0- 0	0- 1	NON-CONFERENCE	1- 2	0- 0	4- 1				
4- 2	0- 0	0- 1	HOME	1- 1	0- 0	3- 0				
1- 2	0- 0	0- 0	AWAY	0- 1	0- 0	1- 1				
0- 0	0- 0	0- 0	NEUTRAL	0- 0	0- 0	0- 0				
11- 10	0- 0	0- 0	CONFERENCE	0- 2	0- 2	11- 6				
6- 4	0- 0	0- 0	HOME	0- 1	0- 1	6- 2				
5- 5	0- 0	0- 0	AWAY	0- 1	0- 1	5- 3				
0- 1	0- 0	0- 0	NEUTRAL	0- 0	0- 0	0- 1				

RPI S	Opponent	Score	RPI S	Opponent	Score	RPI S	Opponent	Score	RPI S	Opponent	Score	Team's RPI: 199
49	H Albany (NY)	50 62	51	A St. John's (NY)	54 73	111	A Iona	53 69				
			65	H Hofstra	53 67	111	H Iona	46 56				
			81	A Quinnipiac	58 83	161	A Marist	63 64				
			81	H Quinnipiac	55 64	161	H Marist	57 72				
			92	H Harvard	67 50	170	A Cornell	35 59				
						197	H Sacred Heart	61 50				
						223	A Canisius	51 50				
						223	H Canisius	52 48				
						229	A Siena	71 51				
						229	H Siena	67 55				
						230	A Loyola Maryland	71 45				
						243	A Monmouth	68 60				
						243	H Monmouth	80 70				
						243	N Monmouth	46 64				
						247	A Manhattan	59 57				
						247	H Manhattan	55 70				
						282	H La Salle	62 59				
						284	A Rider	55 39				
						284	H Rider	63 56				
						289	A Niagara	55 56				
						289	H Niagara	61 43				
						316	H IPFW	74 62				
						338	A Saint Peter's	46 56				
						338	H Saint Peter's	76 49				
LAST 12 Division I GAMES:												
243	N Monmouth	46 64	338	H Saint Peter's	76 49							
81	A Quinnipiac	58 83	229	H Siena	67 55							
111	A Iona	53 69	289	H Niagara	61 43							
161	A Marist	63 64	243	A Monmouth	68 60							
229	A Siena	71 51	284	H Rider	63 56							
243	H Monmouth	80 70	223	H Canisius	52 48							

Non-Div I Games:

Fairfield

■ Loss,
■ Non-Conf,
■ S Site,
■ H Home
■ A Away
N Neutral

Average RPI Win:	287	WON-LOST	WINNING	LAST 10	STRENGTH OF	OPP. STRENGTH	TEAM	ADJ.	CONF.	ADJ CONF.
Average RPI Loss:	220	RECORD	PCT. RANK	GAMES	SCHEDULE	OF SCHEDULE	RPI	RPI	RPI	RPI
DIV. I ONLY	11- 21	265	4- 6	307	337	315	315	30	30	
DIV. I NON-CONF.	3- 10	277	0- 0	251	254	317	317	32	32	
TOTALS	RPI 1-25	RPI 26-50	W-L RECORDS	RPI 51-100	RPI 101-150	RPI 150+				
11- 21	0- 1	0- 0	OVERALL	0- 1	0- 1	11- 18				
8- 8	0- 0	0- 0	HOME	0- 0	0- 0	8- 8				
2- 11	0- 1	0- 0	AWAY	0- 1	0- 0	2- 9				
1- 2	0- 0	0- 0	NEUTRAL	0- 0	0- 1	1- 1				
3- 10	0- 1	0- 0	NON-CONFERENCE	0- 1	0- 1	3- 7				
2- 5	0- 0	0- 0	HOME	0- 0	0- 0	2- 5				
0- 3	0- 1	0- 0	AWAY	0- 1	0- 0	0- 1				
1- 2	0- 0	0- 0	NEUTRAL	0- 0	0- 1	1- 1				
8- 11	0- 0	0- 0	CONFERENCE	0- 0	0- 0	8- 11				
6- 3	0- 0	0- 0	HOME	0- 0	0- 0	6- 3				
2- 8	0- 0	0- 0	AWAY	0- 0	0- 0	2- 8				
0- 0	0- 0	0- 0	NEUTRAL	0- 0	0- 0	0- 0				

RPI 1-25				RPI 26-50				RPI 51-100				RPI 101+ Team's RPI: 315			
RPI	S	Opponent	Score	RPI	S	Opponent	Score	RPI	S	Opponent	Score	RPI	S	Opponent	Score
22	A	West Virginia	42 91					89	A	Bucknell	62 72	111	N	Iona	54 77
												153	A	North Carolina	46 64
												156	N	Yale	58 77
												197	A	Sacred Heart	61 72
												197	H	Sacred Heart	65 80
												205	H	Brown	48 63
												209	A	Robert Morris	83 68
												209	A	Robert Morris	59 68
												209	H	Robert Morris	60 52
												222	A	Bryant	52 74
												222	H	Bryant	41 70
												227	N	Grand Canyon	74 68
												229	H	Siena	65 81
												243	H	Monmouth	81 75
												247	H	Manhattan	78 85
												249	H	Columbia	83 87
												263	A	Saint Francis (PA)	67 87
												263	H	Saint Francis (PA)	73 72
												275	A	Central Conn. St.	59 71
												275	H	Central Conn. St.	75 78
												317	A	Mt. St. Mary's	55 71
												317	H	Mt. St. Mary's	66 53
												320	H	UMass Lowell	67 78
												325	A	LIU Brooklyn	62 65
												325	H	LIU Brooklyn	75 58
												337	A	St. Francis Brooklyn	78 88
LAST 12 Division I GAMES:															
209	A	Robert Morris	59 68	209	H	Robert Morris	60 52								
222	A	Bryant	52 74	337	A	St. Francis Brooklyn	78 88								
275	A	Central Conn. St.	59 71	345	A	Wagner	73 57								
345	H	Wagner	75 67	263	H	Saint Francis (PA)	73 72								
197	H	Sacred Heart	65 80	325	A	LIU Brooklyn	62 65								
317	A	Mt. St. Mary's	55 71	325	H	LIU Brooklyn	75 58								

Non-Div I Games:

Fairleigh Dickinson

■ Loss,
■ Non-Conf,
■ S Site,
■ H Home
■ A Away
N Neutral

F
a
i
r
l
e
i
g
h
D
i
c
k
i
n
s
o
n

RPI S Opponent Score
Fairleigh Dickinson

Through Games Of March 6, 2016

RPI	S	Opponent	Score	
337	H	St. Francis Brooklyn	65	61
338	H	Saint Peter's	73	52
345	A	Wagner	73	57
345	H	Wagner	75	67

Fairleigh Dickinson

F
a
i
r
l
e
i
g
h
D
i
c
k
i
n
s
o
n

Fla. Atlantic

Through Games Of March 6, 2016

Average RPI Win:	219	WON-LOST	WINNING	LAST 10	STRENGTH OF	OPP. STRENGTH	TEAM	ADJ.	CONF.	ADJ CONF.
Average RPI Loss:	116	RECORD	PCT. RANK	GAMES	SCHEDULE	OF SCHEDULE	RPI	RPI	RPI	RPI
DIV. I ONLY	13- 15	196	3- 7	97	164	164	164	13	13	
DIV. I NON-CONF.	7- 3	91	0- 0	47	320	67	67	11	11	
TOTALS	RPI 1-25	RPI 26-50	W-L RECORDS	RPI 51-100	RPI 101-150	RPI 150+				
13- 15	0- 0	0- 4	OVERALL	1- 4	3- 0	9- 7				
9- 6	0- 0	0- 2	HOME	0- 2	3- 0	6- 2				
3- 9	0- 0	0- 2	AWAY	1- 2	0- 0	2- 5				
1- 0	0- 0	0- 0	NEUTRAL	0- 0	0- 0	1- 0				
7- 3	0- 0	0- 1	NON-CONFERENCE	1- 1	2- 0	4- 1				
5- 1	0- 0	0- 0	HOME	0- 1	2- 0	3- 0				
1- 2	0- 0	0- 1	AWAY	1- 0	0- 0	0- 1				
1- 0	0- 0	0- 0	NEUTRAL	0- 0	0- 0	1- 0				
6- 12	0- 0	0- 3	CONFERENCE	0- 3	1- 0	5- 6				
4- 5	0- 0	0- 2	HOME	0- 1	1- 0	3- 2				
2- 7	0- 0	0- 1	AWAY	0- 2	0- 0	2- 4				
0- 0	0- 0	0- 0	NEUTRAL	0- 0	0- 0	0- 0				

RPI S	Opponent	Score	RPI S	Opponent	Score	RPI S	Opponent	Score	RPI S	Opponent	Score
31	A UTEP	47 75	31	H UTEP	66 78	62	H South Dakota	53 76	122	H Akron	91 77
37	H Western Ky.	62 81	37	H Western Ky.	62 81	67	A Middle Tenn.	65 71	134	H Marshall	84 73
48	A Kansas St.	53 102	48	A Kansas St.	53 102	67	H Middle Tenn.	73 83	148	H Milwaukee	71 67
						68	A FGCU	62 55	154	A Old Dominion	45 85
						77	A Charlotte	79 85	162	A Montana	69 83
									165	A UAB	52 51
									165	H UAB	62 67
									171	A Southern Miss.	80 89
									183	A Louisiana Tech	62 65
									233	H Rice	54 75
									240	H North Texas	71 61
									245	H Bethune-Cookman	82 60
									246	A UTSA	54 57
									246	H UTSA	64 51
									258	N Tennessee St.	69 64
									281	H Miami (OH)	68 65
									311	A FIU	63 52
									311	H FIU	87 82
									322	H Delaware St.	83 55
LAST 12 Division I GAMES:											
165	A UAB	52 51	246	A UTSA	54 57						
67	A Middle Tenn.	65 71	165	H UAB	62 67						
311	A FIU	63 52	67	H Middle Tenn.	73 83						
240	H North Texas	71 61	77	A Charlotte	79 85						
233	H Rice	54 75	154	A Old Dominion	45 85						
31	A UTEP	47 75	246	H UTSA	64 51						

Non-Div I Games: Keiser 74 52

Fla. Atlantic

Loss, Non-Conf, S Site, H Home A Away N Neutral

Average RPI Win:	135	WON-LOST	WINNING	LAST 10	STRENGTH OF	OPP. STRENGTH	TEAM	ADJ.	CONF.	ADJ CONF.
Average RPI Loss:	36	RECORD	PCT. RANK	GAMES	SCHEDULE	OF SCHEDULE	RPI	RPI	RPI	RPI
DIV. I ONLY	22- 8	55	6- 4	52	26	24	24	2	2	
DIV. I NON-CONF.	12- 1	9	0- 0	142	108	19	19	2	2	
TOTALS	RPI 1-25	RPI 26-50	W-L RECORDS	RPI 51-100	RPI 101-150	RPI 150+				
22- 8	3- 3	3- 3	OVERALL	3- 2	3- 0	10- 0				
13- 2	3- 1	2- 1	HOME	2- 0	1- 0	5- 0				
7- 5	0- 1	1- 2	AWAY	0- 2	2- 0	4- 0				
2- 1	0- 1	0- 0	NEUTRAL	1- 0	0- 0	1- 0				
12- 1	1- 0	2- 0	NON-CONFERENCE	1- 1	0- 0	8- 0				
7- 0	1- 0	2- 0	HOME	0- 0	0- 0	4- 0				
3- 1	0- 0	0- 0	AWAY	0- 1	0- 0	3- 0				
2- 0	0- 0	0- 0	NEUTRAL	1- 0	0- 0	1- 0				
10- 7	2- 3	1- 3	CONFERENCE	2- 1	3- 0	2- 0				
6- 2	2- 1	0- 1	HOME	2- 0	1- 0	1- 0				
4- 4	0- 1	1- 2	AWAY	0- 1	2- 0	1- 0				
0- 1	0- 1	0- 0	NEUTRAL	0- 0	0- 0	0- 0				

RPI	S	Opponent	Score
3	A	South Carolina	71 86
12	H	Kentucky	85 79
12	N	Kentucky	69 92
15	H	Florida St.	82 72
19	H	Texas A&M	83 81
23	H	Mississippi St.	70 76

RPI	S	Opponent	Score
27	A	Tennessee	74 66
39	A	Georgia	63 74
39	H	Georgia	61 71
40	H	Arkansas St.	76 72
43	A	Missouri	64 79
49	H	North Carolina St.	79 72

RPI	S	Opponent	Score
56	A	Auburn	58 80
56	H	Auburn	56 49
57	N	Ball St.	85 79
69	A	Temple	91 97
74	H	Vanderbilt	79 67

RPI	S	Opponent	Score
119	A	LSU	82 56
119	H	LSU	53 45
140	A	Arkansas	71 66
160	H	Alabama	80 72
177	A	Ole Miss	85 65
184	A	South Ala.	72 60
195	A	Wisconsin	91 75
200	A	Colorado	83 61
209	H	Robert Morris	79 52
263	H	Saint Francis (PA)	122 65
278	N	UCF	93 79
288	H	Kennesaw St.	84 57
293	H	Savannah St.	99 34

LAST 12 Division I GAMES:

12	N	Kentucky	69 92	3	A	South Carolina	71 86
56	H	Auburn	56 49	19	H	Texas A&M	83 81
119	A	LSU	82 56	12	H	Kentucky	85 79
39	A	Georgia	63 74	140	A	Arkansas	71 66
74	H	Vanderbilt	79 67	43	A	Missouri	64 79
56	A	Auburn	58 80	160	H	Alabama	80 72

Non-Div I Games:

Florida

■ Loss,
 ■ Non-Conf, S Site,
 ■ Home
 ■ Away
 N Neutral

Average RPI Win:	289	WON-LOST	WINNING	LAST 10	STRENGTH OF	OPP. STRENGTH	TEAM	ADJ.	CONF.	ADJ CONF.
Average RPI Loss:	239	RECORD	PCT. RANK	GAMES	SCHEDULE	OF SCHEDULE	RPI	RPI	RPI	RPI
DIV. I ONLY	13- 14	182	5- 5	349	318	297	297	32	32	
DIV. I NON-CONF.	4- 7	222	0- 0	346	153	321	321	30	30	
TOTALS	RPI 1-25	RPI 26-50	W-L RECORDS	RPI 51-100	RPI 101-150	RPI 150+				
13- 14	0- 0	0- 0	OVERALL	0- 1	0- 1	13- 12				
6- 5	0- 0	0- 0	HOME	0- 0	0- 1	6- 4				
5- 8	0- 0	0- 0	AWAY	0- 1	0- 0	5- 7				
2- 1	0- 0	0- 0	NEUTRAL	0- 0	0- 0	2- 1				
4- 7	0- 0	0- 0	NON-CONFERENCE	0- 1	0- 1	4- 5				
1- 2	0- 0	0- 0	HOME	0- 0	0- 1	1- 1				
1- 4	0- 0	0- 0	AWAY	0- 1	0- 0	1- 3				
2- 1	0- 0	0- 0	NEUTRAL	0- 0	0- 0	2- 1				
9- 7	0- 0	0- 0	CONFERENCE	0- 0	0- 0	9- 7				
5- 3	0- 0	0- 0	HOME	0- 0	0- 0	5- 3				
4- 4	0- 0	0- 0	AWAY	0- 0	0- 0	4- 4				
0- 0	0- 0	0- 0	NEUTRAL	0- 0	0- 0	0- 0				

RPI 1-25				RPI 26-50				RPI 51-100				RPI 101+ Team's RPI: 297					
RPI	S	Opponent	Score	RPI	S	Opponent	Score	RPI	S	Opponent	Score	RPI	S	Opponent	Score		
								55	A	Southern California	45	88	113	H	Mercer	50	54
												153	A	North Carolina	58	94	
												188	N	UC Davis	61	58	
												207	A	Hampton	66	59	
												218	A	N.C. A&T	51	80	
												218	H	N.C. A&T	66	70	
												245	A	Bethune-Cookman	60	67	
												245	H	Bethune-Cookman	53	48	
												250	H	Coppin St.	79	73	
												256	H	Morgan St.	62	67	
												259	A	Clemson	77	68	
												274	A	UMES	47	61	
												278	A	UCF	55	93	
												288	H	Kennesaw St.	69	67	
												293	A	Savannah St.	46	65	
												293	H	Savannah St.	59	38	
												301	N	Western Caro.	53	69	
												311	A	FIU	65	81	
												312	H	South Carolina St.	62	68	
												318	H	Southeastern La.	57	62	
												322	H	Delaware St.	86	56	
												331	N	New Orleans	71	60	
												332	A	Howard	64	53	
												347	A	Norfolk St.	83	67	
												348	A	N.C. Central	69	54	
												348	H	N.C. Central	55	45	
LAST 12 Division I GAMES:																	
				274	A	UMES	47	61		322	H	Delaware St.	86	56			
				293	A	Savannah St.	46	65		348	H	N.C. Central	55	45			
				218	H	N.C. A&T	66	70		245	A	Bethune-Cookman	60	67			
				245	H	Bethune-Cookman	53	48		332	A	Howard	64	53			
				348	A	N.C. Central	69	54		250	H	Coppin St.	79	73			
				218	A	N.C. A&T	51	80		256	H	Morgan St.	62	67			

Non-Div I Games: Clark Atlanta 98 88 Fla. Memorial 66 62

Florida A&M

■ Loss,
 ■ Non-Conf,
 ■ S Site,
 ■ Home
 ■ A Away
 N Neutral

Average RPI Win:	143	WON-LOST	WINNING	LAST 10	STRENGTH OF	OPP. STRENGTH	TEAM	ADJ.	CONF.	ADJ CONF.
Average RPI Loss:	14	RECORD	PCT. RANK	GAMES	SCHEDULE	OF SCHEDULE	RPI	RPI	RPI	RPI
DIV. I ONLY	23- 7	41	7- 3	21	45	15	15	4	4	
DIV. I NON-CONF.	10- 3	61	0- 0	37	102	27	27	5	5	
TOTALS	RPI 1-25	RPI 26-50	W-L RECORDS	RPI 51-100	RPI 101-150	RPI 150+				
23- 7	0- 6	4- 1	OVERALL	4- 0	6- 0	9- 0				
15- 1	0- 1	1- 0	HOME	4- 0	4- 0	6- 0				
7- 4	0- 4	3- 0	AWAY	0- 0	2- 0	2- 0				
1- 2	0- 1	0- 1	NEUTRAL	0- 0	0- 0	1- 0				
10- 3	0- 3	0- 0	NON-CONFERENCE	3- 0	1- 0	6- 0				
8- 0	0- 0	0- 0	HOME	3- 0	1- 0	4- 0				
1- 2	0- 2	0- 0	AWAY	0- 0	0- 0	1- 0				
1- 1	0- 1	0- 0	NEUTRAL	0- 0	0- 0	1- 0				
13- 4	0- 3	4- 1	CONFERENCE	1- 0	5- 0	3- 0				
7- 1	0- 1	1- 0	HOME	1- 0	3- 0	2- 0				
6- 2	0- 2	3- 0	AWAY	0- 0	2- 0	1- 0				
0- 1	0- 0	0- 1	NEUTRAL	0- 0	0- 0	0- 0				

RPI 1-25				RPI 26-50				RPI 51-100				RPI 101+			
RPI	S	Opponent	Score	RPI	S	Opponent	Score	RPI	S	Opponent	Score	RPI	S	Opponent	Score
1	H	Notre Dame	66 73	28	A	Miami (FL)	69 58	52	H	Rutgers	65 43	108	H	Virginia	70 48
4	N	UConn	49 73	28	H	Miami (FL)	70 67	69	H	Temple	75 47	113	H	Mercer	79 36
11	A	Arizona St.	56 68	28	N	Miami (FL)	56 74	72	H	Georgia Tech	75 69	116	H	Boston College	75 42
13	A	Syracuse	73 83	47	A	Duke	69 53	73	H	Tulane	78 72	120	H	Virginia Tech	68 50
14	A	Louisville	69 79	49	A	North Carolina St.	56 52					125	A	Pittsburgh	66 55
24	A	Florida	72 82									139	A	Wake Forest	96 55
												152	H	Jacksonville	77 60
												153	H	North Carolina	94 63
												165	H	UAB	84 44
												236	N	Sam Houston St.	94 37
												259	A	Clemson	85 40
												259	H	Clemson	75 56
												264	H	Murray St.	101 59
												325	A	LIU Brooklyn	78 42
												327	H	North Florida	80 28
LAST 12 Division I GAMES:															
				28	N	Miami (FL)	56 74	47	A	Duke	69 53				
				28	H	Miami (FL)	70 67	259	H	Clemson	75 56				
				49	A	North Carolina St.	56 52	120	H	Virginia Tech	68 50				
				1	H	Notre Dame	66 73	139	A	Wake Forest	96 55				
				13	A	Syracuse	73 83	28	A	Miami (FL)	69 58				
				153	H	North Carolina	94 63	108	H	Virginia	70 48				

Non-Div I Games:

Florida St.

■ Loss,
■ Non-Conf,
■ S Site,
■ H Home
■ A Away
N Neutral

Average RPI Win:	211	WON-LOST	WINNING	LAST 10	STRENGTH OF	OPP. STRENGTH	TEAM	ADJ.	CONF.	ADJ CONF.
Average RPI Loss:	84	RECORD	PCT. RANK	GAMES	SCHEDULE	OF SCHEDULE	RPI	RPI	RPI	RPI
DIV. I ONLY	14- 17	202	5- 5	94	92	159	159	7	7	
DIV. I NON-CONF.	5- 8	209	0- 0	165	139	225	225	8	8	
TOTALS	RPI 1-25	RPI 26-50	W-L RECORDS	RPI 51-100	RPI 101-150	RPI 150+				
14- 17	0- 3	2- 3	OVERALL	0- 5	1- 3	11- 3				
11- 4	0- 0	2- 0	HOME	0- 3	1- 0	8- 1				
2- 10	0- 0	0- 2	AWAY	0- 1	0- 0	2- 0				
1- 3	0- 2	0- 0	NEUTRAL	0- 0	0- 1	1- 0				
5- 8	0- 1	0- 2	NON-CONFERENCE	0- 2	0- 2	5- 1				
4- 3	0- 0	0- 0	HOME	0- 2	0- 0	4- 1				
1- 3	0- 0	0- 2	AWAY	0- 0	0- 1	1- 0				
0- 2	0- 1	0- 0	NEUTRAL	0- 0	0- 1	0- 0				
9- 9	0- 2	2- 1	CONFERENCE	0- 3	1- 1	6- 2				
7- 1	0- 0	2- 0	HOME	0- 1	1- 0	4- 0				
1- 7	0- 1	0- 1	AWAY	0- 2	0- 1	1- 2				
1- 1	0- 1	0- 0	NEUTRAL	0- 0	0- 0	1- 0				

RPI S	Opponent	Score	RPI S	Opponent	Score	RPI S	Opponent	Score	RPI S	Opponent	Score	Team's RPI: 159
13 N	Syracuse	54 76	26 H	George Washington	76 69	54 H	Saint Louis	49 51	115 A	Saint Joseph's	51 61	
18 A	Duquesne	40 55	32 A	Princeton	44 55	69 H	Temple	44 57	115 H	Saint Joseph's	47 40	
18 N	Duquesne	65 70	34 A	Seton Hall	54 66	71 A	VCU	51 61	130 A	Penn St.	59 75	
			38 A	St. Bonaventure	41 55	74 H	Vanderbilt	40 53	137 N	Texas Tech	48 62	
			38 H	St. Bonaventure	77 68	84 A	Dayton	55 77	163 H	Delaware	48 55	
									169 H	George Mason	66 54	
									189 A	Davidson	51 69	
									189 H	Davidson	51 40	
									196 A	Richmond	48 52	
									213 H	Rhode Island	50 42	
									221 A	Massachusetts	60 55	
									221 N	Massachusetts	73 62	
									247 A	Manhattan	60 49	
									275 H	Central Conn. St.	63 48	
									282 H	La Salle	54 44	
									313 H	A&M-Corpus Christi	67 49	
									322 H	Delaware St.	74 58	
									328 H	Lafayette	61 49	
LAST 12 Division I GAMES:												
18 N	Duquesne	65 70	282 H	La Salle	54 44							
221 N	Massachusetts	73 62	115 A	Saint Joseph's	51 61							
84 A	Dayton	55 77	221 A	Massachusetts	60 55							
38 H	St. Bonaventure	77 68	26 H	George Washington	76 69							
54 H	Saint Louis	49 51	213 H	Rhode Island	50 42							
196 A	Richmond	48 52	71 A	VCU	51 61							

Non-Div I Games:

Fordham

■ Loss,
■ Non-Conf,
■ S Site,
■ H Home
■ A Away
N Neutral

Average RPI Win:	234	WON-LOST	WINNING	LAST 10	STRENGTH OF	OPP. STRENGTH	TEAM	ADJ.	CONF.	ADJ CONF.
Average RPI Loss:	101	RECORD	PCT. RANK	GAMES	SCHEDULE	OF SCHEDULE	RPI	RPI	RPI	RPI
DIV. I ONLY	17- 10	95	7- 3	168	174	117	117	20	20	
DIV. I NON-CONF.	2- 7	280	0- 0	17	53	174	174	20	20	
TOTALS	RPI 1-25	RPI 26-50	W-L RECORDS	RPI 51-100	RPI 101-150	RPI 150+				
17- 10	0- 0	0- 4	OVERALL	0- 3	1- 0	16- 3				
9- 4	0- 0	0- 2	HOME	0- 1	1- 0	8- 1				
7- 6	0- 0	0- 2	AWAY	0- 2	0- 0	7- 2				
1- 0	0- 0	0- 0	NEUTRAL	0- 0	0- 0	1- 0				
2- 7	0- 0	0- 3	NON-CONFERENCE	0- 3	0- 0	2- 1				
1- 3	0- 0	0- 2	HOME	0- 1	0- 0	1- 0				
0- 4	0- 0	0- 1	AWAY	0- 2	0- 0	0- 1				
1- 0	0- 0	0- 0	NEUTRAL	0- 0	0- 0	1- 0				
15- 3	0- 0	0- 1	CONFERENCE	0- 0	1- 0	14- 2				
8- 1	0- 0	0- 0	HOME	0- 0	1- 0	7- 1				
7- 2	0- 0	0- 1	AWAY	0- 0	0- 0	7- 1				
0- 0	0- 0	0- 0	NEUTRAL	0- 0	0- 0	0- 0				

RPI S	Opponent	Score	RPI S	Opponent	Score	RPI S	Opponent	Score	RPI S	Opponent	Score	Team's RPI: 117
26	H George Washington	53 61	59	A UC Riverside	68 86	149	H Boise St.	62 57				
33	H Washington	79 89	82	H San Diego	68 72	158	N Northeastern	69 55				
44	A Colorado St.	55 68	87	A Utah	63 78	176	A New Mexico	69 65				
46	A St. Mary's (CA)	81 83				176	H New Mexico	51 43				
						187	A Cal Poly	60 64				
						192	A San Jose St.	59 54				
						192	H San Jose St.	64 66				
						202	A UNLV	57 52				
						202	H UNLV	58 54				
						212	H CSU Bakersfield	57 52				
						224	A Utah St.	67 61				
						224	H Utah St.	66 62				
						244	A Wyoming	49 42				
						244	H Wyoming	64 52				
						255	A San Diego St.	54 65				
						255	H San Diego St.	54 49				
						321	A Nevada	67 59				
						321	H Nevada	65 56				
						341	A Air Force	63 48				
						341	H Air Force	70 46				
LAST 12 Division I GAMES:												
224	H Utah St.	66 62	321	H Nevada	65 56							
44	A Colorado St.	55 68	255	A San Diego St.	54 65							
176	H New Mexico	51 43	202	A UNLV	57 52							
341	A Air Force	63 48	192	H San Jose St.	64 66							
224	A Utah St.	67 61	244	A Wyoming	49 42							
244	H Wyoming	64 52	341	H Air Force	70 46							

Non-Div I Games: Fresno Pacific 78 33 Stanislaus St. 72 49

Fresno St.

Average RPI Win: 267	WON-LOST	WINNING	LAST 10	STRENGTH OF	OPP. STRENGTH	TEAM	ADJ.	CONF.	ADJ CONF.
Average RPI Loss: 129	RECORD	PCT. RANK	GAMES	SCHEDULE	OF SCHEDULE	RPI	RPI	RPI	RPI
DIV. I ONLY	13- 16	204	4- 6	235	205	215	215	17	17
DIV. I NON-CONF.	5- 8	209	0- 0	259	249	241	241	15	15
TOTALS	RPI 1-25	RPI 26-50	W-L RECORDS	RPI 51-100	RPI 101-150	RPI 150+			
13- 16	0- 0	0- 3	OVERALL	0- 2	0- 7	13- 4			
7- 5	0- 0	0- 1	HOME	0- 1	0- 2	7- 1			
5- 10	0- 0	0- 0	AWAY	0- 1	0- 1	5- 0			
1- 1	0- 0	0- 0	NEUTRAL	0- 0	0- 1	1- 0			
5- 8	0- 0	0- 1	NON-CONFERENCE	0- 2	0- 2	5- 3			
3- 2	0- 0	0- 0	HOME	0- 1	0- 0	3- 1			
2- 6	0- 0	0- 1	AWAY	0- 1	0- 2	2- 2			
0- 0	0- 0	0- 0	NEUTRAL	0- 0	0- 0	0- 0			
8- 8	0- 0	0- 2	CONFERENCE	0- 0	0- 5	8- 1			
4- 3	0- 0	0- 1	HOME	0- 0	0- 2	4- 0			
3- 4	0- 0	0- 1	AWAY	0- 0	0- 2	3- 1			
1- 1	0- 0	0- 0	NEUTRAL	0- 0	0- 1	1- 0			

F
u
r
m
a
nF
u
r
m
a
n

RPI 1-25				RPI 26-50				RPI 51-100				RPI 101+				Team's RPI: 215	
RPI	S	Opponent	Score	RPI	S	Opponent	Score	RPI	S	Opponent	Score	RPI	S	Opponent	Score		
				39	A	Georgia	39 77	71	A	VCU	45 67	112	A	Samford	63 77		
				41	A	Chattanooga	46 61	88	H	Elon	55 65	112	H	Samford	45 58		
				41	H	Chattanooga	50 56					113	A	Mercer	62 64		
												113	H	Mercer	50 61		
												113	N	Mercer	50 64		
												120	A	Virginia Tech	30 59		
												132	A	UNC Asheville	71 84		
												166	A	ETSU	64 68		
												166	H	ETSU	81 77		
												166	N	ETSU	71 68		
												189	H	Davidson	51 69		
												196	A	Richmond	69 62		
												210	A	USC Upstate	75 63		
												259	H	Clemson	70 49		
												262	A	Appalachian St.	78 92		
												301	A	Western Caro.	83 76		
												301	H	Western Caro.	71 56		
												305	A	Wofford	70 61		
												305	H	Wofford	70 64		
												309	A	UNCG	75 59		
												309	H	UNCG	85 71		
												312	H	South Carolina St.	59 46		
												326	H	Winthrop	71 52		
												348	A	N.C. Central	61 66		
LAST 12 Division I GAMES:																	
				113	N	Mercer	50 64	305	H	Wofford	70 64						
				166	N	ETSU	71 68	166	A	ETSU	64 68						
				113	A	Mercer	62 64	41	A	Chattanooga	46 61						
				112	A	Samford	63 77	113	H	Mercer	50 61						
				301	H	Western Caro.	71 56	112	H	Samford	45 58						
				309	H	UNCG	85 71	309	A	UNCG	75 59						

Non-Div I Games: Converse 89 52 North Greenville 69 39

Furman

Loss, Non-Conf, S Site, H Home A Away N Neutral

Ga. Southern

Through Games Of March 6, 2016

Average RPI Win:	263	WON-LOST	WINNING	LAST 10	STRENGTH OF	OPP. STRENGTH	TEAM	ADJ.	CONF.	ADJ CONF.
Average RPI Loss:	171	RECORD	PCT. RANK	GAMES	SCHEDULE	OF SCHEDULE	RPI	RPI	RPI	RPI
DIV. I ONLY	7- 22	297	1- 9	195	254	290	290	15	15	
DIV. I NON-CONF.	3- 6	234	0- 0	212	348	266	266	14	14	
TOTALS	RPI 1-25	RPI 26-50	W-L RECORDS	RPI 51-100	RPI 101-150	RPI 150+				
7- 22	0- 0	0- 3	OVERALL	0- 0	0- 9	7- 10				
4- 10	0- 0	0- 1	HOME	0- 0	0- 4	4- 5				
3- 11	0- 0	0- 2	AWAY	0- 0	0- 5	3- 4				
0- 1	0- 0	0- 0	NEUTRAL	0- 0	0- 0	0- 1				
3- 6	0- 0	0- 1	NON-CONFERENCE	0- 0	0- 1	3- 4				
2- 2	0- 0	0- 0	HOME	0- 0	0- 0	2- 2				
1- 3	0- 0	0- 1	AWAY	0- 0	0- 1	1- 1				
0- 1	0- 0	0- 0	NEUTRAL	0- 0	0- 0	0- 1				
4- 16	0- 0	0- 2	CONFERENCE	0- 0	0- 8	4- 6				
2- 8	0- 0	0- 1	HOME	0- 0	0- 4	2- 3				
2- 8	0- 0	0- 1	AWAY	0- 0	0- 4	2- 3				
0- 0	0- 0	0- 0	NEUTRAL	0- 0	0- 0	0- 0				

RPI 1-25			RPI 26-50			RPI 51-100			RPI 101+			Team's RPI: 290
RPI	S	Opponent	Score	RPI	S	Opponent	Score	RPI	S	Opponent	Score	
				39	A	Georgia	28 75					
				40	A	Arkansas St.	54 77			103	A	Little Rock 36 69
				40	H	Arkansas St.	52 79			103	H	Little Rock 45 50
										113	A	Mercer 50 62
										133	A	La.-Lafayette 49 56
										133	H	La.-Lafayette 39 56
										142	A	Troy 68 84
										142	H	Troy 66 81
										146	A	UT Arlington 31 70
										146	H	UT Arlington 41 53
										184	A	South Ala. 45 48
										184	H	South Ala. 57 43
										194	A	Stetson 57 79
										209	H	Robert Morris 49 64
										242	A	Texas St. 56 61
										242	H	Texas St. 78 64
										245	N	Bethune-Cookman 49 65
										262	A	Appalachian St. 65 50
										262	H	Appalachian St. 62 68
										272	A	La.-Monroe 49 59
										272	H	La.-Monroe 49 50
										273	A	Georgia St. 61 50
										273	H	Georgia St. 60 61
										292	H	Charleston So. 64 51
										293	A	Savannah St. 64 48
										296	H	Jacksonville St. 60 56
										333	H	Lipscomb 55 66
LAST 12 Division I GAMES:												
				133	A	La.-Lafayette	49 56			184	A	South Ala. 45 48
				272	A	La.-Monroe	49 59			142	A	Troy 68 84
				262	H	Appalachian St.	62 68			242	H	Texas St. 78 64
				273	H	Georgia St.	60 61			146	H	UT Arlington 41 53
				103	H	Little Rock	45 50			40	A	Arkansas St. 54 77
				40	H	Arkansas St.	52 79			103	A	Little Rock 36 69

Non-Div I Games:

Ga. Southern

■ Loss,
 ■ Non-Conf,
 ■ S Site,
 ■ Home
 ■ Away
 N Neutral

Average RPI Win: 240		WON-LOST	WINNING	LAST 10	STRENGTH OF	OPP. STRENGTH	TEAM	ADJ.	CONF.	ADJ CONF.
Average RPI Loss: 214		RECORD	PCT. RANK	GAMES	SCHEDULE	OF SCHEDULE	RPI	RPI	RPI	RPI
DIV. I ONLY		17- 11	109	6- 4	317	274	206	206	26	26
DIV. I NON-CONF.		4- 4	160	0- 0	334	119	280	280	29	29
TOTALS		RPI 1-25	RPI 26-50	W-L RECORDS		RPI 51-100	RPI 101-150	RPI 150+		
17- 11	0- 0		0- 0	OVERALL		0- 0	3- 3	14- 8		
12- 2	0- 0		0- 0	HOME		0- 0	2- 0	10- 2		
5- 6	0- 0		0- 0	AWAY		0- 0	1- 1	4- 5		
0- 3	0- 0		0- 0	NEUTRAL		0- 0	0- 2	0- 1		
4- 4		0- 0	0- 0	NON-CONFERENCE		0- 0	0- 2	4- 2		
3- 1	0- 0		0- 0	HOME		0- 0	0- 0	3- 1		
1- 0	0- 0		0- 0	AWAY		0- 0	0- 0	1- 0		
0- 3	0- 0		0- 0	NEUTRAL		0- 0	0- 2	0- 1		
13- 7		0- 0	0- 0	CONFERENCE		0- 0	3- 1	10- 6		
9- 1	0- 0		0- 0	HOME		0- 0	2- 0	7- 1		
4- 6	0- 0		0- 0	AWAY		0- 0	1- 1	3- 5		
0- 0	0- 0		0- 0	NEUTRAL		0- 0	0- 0	0- 0		

[illegible]

Non-Div I Games:	Montreat	84	49	Bluefield Col.	64	51
------------------	----------	----	----	----------------	----	----

Gardner-Webb

Loss, Non-Conf, S Site, H Home A Away N Neutral

RPI	S	Opponent	Score	
326	A	Winthrop	62	81
326	H	Winthrop	70	52

Gardner-Webb

G
a
r
d
n
e
r
-
W
e
b
b

G
a
r
d
n
e
r
-
W
e
b
b

George Mason

Through Games Of March 6, 2016

Average RPI Win:	191	WON-LOST	WINNING	LAST 10	STRENGTH OF	OPP. STRENGTH	TEAM	ADJ.	CONF.	ADJ CONF.
Average RPI Loss:	94	RECORD	PCT. RANK	GAMES	SCHEDULE	OF SCHEDULE	RPI	RPI	RPI	RPI
DIV. I ONLY	12- 19	239	4- 6	89	85	169	169	7	7	
DIV. I NON-CONF.	5- 8	209	0- 0	255	98	239	239	8	8	
TOTALS	RPI 1-25	RPI 26-50	W-L RECORDS	RPI 51-100	RPI 101-150	RPI 150+				
12- 19	0- 1	0- 5	OVERALL	3- 6	1- 2	8- 5				
7- 5	0- 1	0- 1	HOME	1- 2	1- 0	5- 1				
2- 12	0- 0	0- 2	AWAY	1- 4	0- 2	1- 4				
3- 2	0- 0	0- 2	NEUTRAL	1- 0	0- 0	2- 0				
5- 8	0- 0	0- 1	NON-CONFERENCE	0- 3	0- 2	5- 2				
3- 1	0- 0	0- 0	HOME	0- 1	0- 0	3- 0				
0- 6	0- 0	0- 0	AWAY	0- 2	0- 2	0- 2				
2- 1	0- 0	0- 1	NEUTRAL	0- 0	0- 0	2- 0				
7- 11	0- 1	0- 4	CONFERENCE	3- 3	1- 0	3- 3				
4- 4	0- 1	0- 1	HOME	1- 1	1- 0	2- 1				
2- 6	0- 0	0- 2	AWAY	1- 2	0- 0	1- 2				
1- 1	0- 0	0- 1	NEUTRAL	1- 0	0- 0	0- 0				

RPI S Opponent	Score	RPI S Opponent	Score	RPI S Opponent	Score	RPI S Opponent	Score	Team's RPI: 169
18 H Duquesne	56 72	26 A George Washington	68 82	54 A Saint Louis	73 63	115 H Saint Joseph's	55 41	
		26 H George Washington	66 73	54 H Saint Louis	50 61	120 A Virginia Tech	63 80	
		26 N George Washington	48 78	56 A Auburn	59 88	123 A Arizona	60 68	
		37 N Western Ky.	58 84	71 A VCU	34 65	159 A Fordham	54 66	
		38 A St. Bonaventure	55 70	71 H VCU	70 54	163 H Delaware	90 83	
				84 A Dayton	58 81	175 A Radford	63 66	
				84 N Dayton	66 62	189 A Davidson	63 68	
				87 A Utah	62 74	190 N Tulsa	64 63	
				100 H Georgetown	57 63	196 H Richmond	50 57	
						202 A UNLV	59 67	
						213 A Rhode Island	68 65	
						221 H Massachusetts	64 59	
						266 N Pepperdine	71 63	
						282 H La Salle	79 70	
						294 H Towson	88 76	
						341 H Air Force	69 52	
LAST 12 Division I GAMES:								
26 N George Washington	48 78	84 A Dayton	58 81					
84 N Dayton	66 62	115 H Saint Joseph's	55 41					
26 H George Washington	66 73	189 A Davidson	63 68					
71 A VCU	34 65	221 H Massachusetts	64 59					
196 H Richmond	50 57	54 H Saint Louis	50 61					
213 A Rhode Island	68 65	26 A George Washington	68 82					

Non-Div I Games:

George Mason

■ Loss,
 ■ Non-Conf,
 ■ S Site,
 ■ H Home
 ■ A Away
 N Neutral

Average RPI Win:	148	WON-LOST	WINNING	LAST 10	STRENGTH OF	OPP. STRENGTH	TEAM	ADJ.	CONF.	ADJ CONF.
Average RPI Loss:	75	RECORD	PCT. RANK	GAMES	SCHEDULE	OF SCHEDULE	RPI	RPI	RPI	RPI
DIV. I ONLY	26- 6	26	7- 3	77	81	26	26	7	7	
DIV. I NON-CONF.	10- 3	61	0- 0	75	82	46	46	8	8	
TOTALS	RPI 1-25	RPI 26-50	W-L RECORDS	RPI 51-100	RPI 101-150	RPI 150+				
26- 6	2- 1	0- 1	OVERALL	6- 2	4- 1	14- 1				
12- 2	0- 0	0- 0	HOME	3- 2	1- 0	8- 0				
9- 3	1- 1	0- 1	AWAY	1- 0	3- 0	4- 1				
5- 1	1- 0	0- 0	NEUTRAL	2- 0	0- 1	2- 0				
10- 3	0- 1	0- 0	NON-CONFERENCE	2- 1	3- 1	5- 0				
5- 1	0- 0	0- 0	HOME	1- 1	1- 0	3- 0				
3- 1	0- 1	0- 0	AWAY	0- 0	2- 0	1- 0				
2- 1	0- 0	0- 0	NEUTRAL	1- 0	0- 1	1- 0				
16- 3	2- 0	0- 1	CONFERENCE	4- 1	1- 0	9- 1				
7- 1	0- 0	0- 0	HOME	2- 1	0- 0	5- 0				
6- 2	1- 0	0- 1	AWAY	1- 0	1- 0	3- 1				
3- 0	1- 0	0- 0	NEUTRAL	1- 0	0- 0	1- 0				

RPI 1-25				RPI 26-50				Team's RPI: 26				RPI 51-100				RPI 101+			
RPI	S	Opponent	Score	RPI	S	Opponent	Score	RPI	S	Opponent	Score	RPI	S	Opponent	Score	RPI	S	Opponent	Score
9	A	Stanford	63 84	38	A	St. Bonaventure	67 69	53	H	Villanova	78 70	102	N	Wright St.	71 77				
18	A	Duquesne	70 52					54	H	Saint Louis	89 80	110	A	Memphis	68 62				
18	N	Duquesne	63 60					58	N	Iowa	81 77	111	H	Iona	70 65				
								68	H	FGCU	60 64	115	A	Saint Joseph's	70 45				
								71	H	VCU	68 79	117	A	Fresno St.	61 53				
								71	N	VCU	72 58	159	A	Fordham	69 76				
								84	A	Dayton	62 61	169	A	George Mason	73 66				
								84	H	Dayton	72 62	169	H	George Mason	82 68				
												169	N	George Mason	78 48				
												180	A	Illinois	70 57				
												186	H	Grambling	85 58				
												189	A	Davidson	79 60				
												196	A	Richmond	62 47				
												196	H	Richmond	55 53				
												213	H	Rhode Island	68 52				
												217	H	Hartford	82 51				
												221	H	Massachusetts	67 50				
												276	H	American	78 48				
												282	H	La Salle	83 59				
												285	N	Houston	82 78				
LAST 12 Division I GAMES:																			
				18	N	Duquesne	63 60	38	A	St. Bonaventure	67 69								
				71	N	VCU	72 58	84	H	Dayton	72 62								
				169	N	George Mason	78 48	196	A	Richmond	62 47								
				169	A	George Mason	73 66	159	A	Fordham	69 76								
				196	H	Richmond	55 53	54	H	Saint Louis	89 80								
				71	H	VCU	68 79	189	A	Davidson	79 60								

Non-Div I Games:

George Washington

■ Loss,
 ■ Non-Conf,
 ■ S Site,
 ■ H Home
 ■ A Away
 N Neutral

Georgetown

Through Games Of March 6, 2016

Average RPI Win:	171	WON-LOST	WINNING	LAST 10	STRENGTH OF	OPP. STRENGTH	TEAM	ADJ.	CONF.	ADJ CONF.
Average RPI Loss:	79	RECORD	PCT. RANK	GAMES	SCHEDULE	OF SCHEDULE	RPI	RPI	RPI	RPI
DIV. I ONLY	16- 13	147	6- 4	86	83	100	100	6	6	
DIV. I NON-CONF.	7- 3	91	0- 0	168	231	78	78	6	6	
TOTALS	RPI 1-25	RPI 26-50	W-L RECORDS	RPI 51-100	RPI 101-150	RPI 150+				
16- 13	0- 2	1- 2	OVERALL	3- 5	3- 1	9- 3				
8- 4	0- 1	0- 1	HOME	1- 2	2- 0	5- 0				
6- 8	0- 1	1- 1	AWAY	1- 2	1- 1	3- 3				
2- 1	0- 0	0- 0	NEUTRAL	1- 1	0- 0	1- 0				
7- 3	0- 0	0- 1	NON-CONFERENCE	1- 0	1- 1	5- 1				
3- 0	0- 0	0- 0	HOME	0- 0	1- 0	2- 0				
2- 3	0- 0	0- 1	AWAY	0- 0	0- 1	2- 1				
2- 0	0- 0	0- 0	NEUTRAL	1- 0	0- 0	1- 0				
9- 10	0- 2	1- 1	CONFERENCE	2- 5	2- 0	4- 2				
5- 4	0- 1	0- 1	HOME	1- 2	1- 0	3- 0				
4- 5	0- 1	1- 0	AWAY	1- 2	1- 0	1- 2				
0- 1	0- 0	0- 0	NEUTRAL	0- 1	0- 0	0- 0				

RPI 1-25				RPI 26-50				RPI 51-100				Team's RPI: 100	RPI 101+			
RPI	S	Opponent	Score	RPI	S	Opponent	Score	RPI	S	Opponent	Score		RPI	S	Opponent	Score
20	A	DePaul	53 75	34	A	Seton Hall	73 65	51	A	St. John's (NY)	55 63		110	A	Memphis	53 57
20	H	DePaul	66 80	34	H	Seton Hall	75 83	51	H	St. John's (NY)	60 65		120	H	Virginia Tech	73 56
				38	A	St. Bonaventure	54 69	51	N	St. John's (NY)	52 65		121	A	Creighton	57 44
								53	A	Villanova	57 51		121	H	Creighton	69 57
								53	H	Villanova	60 63		160	A	Alabama	66 78
								81	N	Quinnipiac	80 68		163	H	Delaware	61 50
								97	A	Marquette	72 87		168	A	Xavier	54 59
								97	H	Marquette	75 72		168	H	Xavier	63 51
													169	A	George Mason	63 57
													179	A	Butler	76 82
													179	H	Butler	49 35
													265	A	Providence	82 51
													265	H	Providence	63 53
													274	A	UMES	71 60
													294	H	Towson	82 46
													337	N	St. Francis Brooklyn	74 52
LAST 12 Division I GAMES:																
		51	N	St. John's (NY)		52	65	20	H	DePaul		66	80			
		168	H	Xavier		63	51	97	H	Marquette		75	72			
		179	H	Butler		49	35	121	A	Creighton		57	44			
		53	H	Villanova		60	63	265	A	Providence		82	51			
		51	A	St. John's (NY)		55	63	53	A	Villanova		57	51			
		34	A	Seton Hall		73	65	34	H	Seton Hall		75	83			

Non-Div I Games:

Georgetown

 Loss,
 Non-Conf,
 S Site,
 H Home
 A Away
N Neutral

Average RPI Win:	134	WON-LOST	WINNING	LAST 10	STRENGTH OF	OPP. STRENGTH	TEAM	ADJ.	CONF.	ADJ CONF.
Average RPI Loss:	53	RECORD	PCT. RANK	GAMES	SCHEDULE	OF SCHEDULE	RPI	RPI	RPI	RPI
DIV. I ONLY	21- 9	64	7- 3	33	44	39	39	2	2	
DIV. I NON-CONF.	12- 1	9	1- 0	98	183	14	14	2	2	
TOTALS	RPI 1-25	RPI 26-50	W-L RECORDS	RPI 51-100	RPI 101-150	RPI 150+				
21- 9	4- 4	2- 2	OVERALL	3- 1	4- 1	8- 1				
14- 3	2- 1	1- 1	HOME	2- 0	2- 1	7- 0				
6- 5	1- 3	1- 1	AWAY	1- 0	2- 0	1- 1				
1- 1	1- 0	0- 0	NEUTRAL	0- 1	0- 0	0- 0				
12- 1	1- 1	1- 0	NON-CONFERENCE	1- 0	2- 0	7- 0				
9- 0	0- 0	1- 0	HOME	1- 0	1- 0	6- 0				
2- 1	0- 1	0- 0	AWAY	0- 0	1- 0	1- 0				
1- 0	1- 0	0- 0	NEUTRAL	0- 0	0- 0	0- 0				
9- 8	3- 3	1- 2	CONFERENCE	2- 1	2- 1	1- 1				
5- 3	2- 1	0- 1	HOME	1- 0	1- 1	1- 0				
4- 4	1- 2	1- 1	AWAY	1- 0	1- 0	0- 1				
0- 1	0- 0	0- 0	NEUTRAL	0- 1	0- 0	0- 0				

RPI 1-25				RPI 26-50				Team's RPI: 39	RPI 51-100				RPI 101+			
RPI	S	Opponent	Score	RPI	S	Opponent	Score		RPI	S	Opponent	Score	RPI	S	Opponent	Score
3	A	South Carolina	51 61	27	A	Tennessee	60 80		56	H	Auburn	63 30	102	A	Wright St.	63 57
12	H	Kentucky	53 64	34	H	Seton Hall	70 52		72	H	Georgia Tech	78 66	113	H	Mercer	57 44
16	N	BYU	66 58	43	A	Missouri	65 50		74	A	Vanderbilt	64 58	119	A	LSU	58 47
17	A	Michigan St.	45 66	43	H	Missouri	48 54		74	N	Vanderbilt	49 54	119	H	LSU	46 53
19	A	Texas A&M	62 73										140	H	Arkansas	72 57
23	H	Mississippi St.	47 43										160	A	Alabama	50 64
24	A	Florida	71 61										177	H	Ole Miss	70 56
24	H	Florida	74 63										194	H	Stetson	76 55
													215	H	Furman	77 39
													237	H	Cincinnati	60 42
													280	H	Tennessee Tech	81 48
													288	H	Kennesaw St.	89 34
													290	H	Ga. Southern	75 28
													298	A	CSUN	83 58
LAST 12 Division I GAMES:																
				74	N	Vanderbilt	49 54		119	A	LSU	58 47				
				298	A	CSUN	83 58		177	H	Ole Miss	70 56				
				27	A	Tennessee	60 80		43	A	Missouri	65 50				
				140	H	Arkansas	72 57		74	A	Vanderbilt	64 58				
				24	H	Florida	74 63		56	H	Auburn	63 30				
				3	A	South Carolina	51 61		119	H	LSU	46 53				

Non-Div I Games:

Georgia

Average RPI Win: 260		WON-LOST	WINNING	LAST 10	STRENGTH OF	OPP. STRENGTH	TEAM	ADJ.	CONF.	ADJ CONF.
Average RPI Loss: 170		RECORD	PCT. RANK	GAMES	SCHEDULE	OF SCHEDULE	RPI	RPI	RPI	RPI
DIV. I ONLY		10- 19	259	2- 8	263	243	273	273	15	15
DIV. I NON-CONF.		5- 4	138	0- 0	305	346	232	232	14	14
TOTALS		RPI 1-25	RPI 26-50	W-L RECORDS	RPI 51-100	RPI 101-150	RPI 150+			
10- 19	0- 0		0- 2	OVERALL	0- 1	1- 7	9- 9			
4- 10	0- 0		0- 1	HOME	0- 1	0- 4	4- 4			
5- 9	0- 0		0- 1	AWAY	0- 0	1- 3	4- 5			
1- 0	0- 0		0- 0	NEUTRAL	0- 0	0- 0	1- 0			
5- 4	0- 0		0- 0	NON-CONFERENCE	0- 1	0- 0	5- 3			
2- 2	0- 0		0- 0	HOME	0- 1	0- 0	2- 1			
2- 2	0- 0		0- 0	AWAY	0- 0	0- 0	2- 2			
1- 0	0- 0		0- 0	NEUTRAL	0- 0	0- 0	1- 0			
5- 15	0- 0		0- 2	CONFERENCE	0- 0	1- 7	4- 6			
2- 8	0- 0		0- 1	HOME	0- 0	0- 4	2- 3			
3- 7	0- 0		0- 1	AWAY	0- 0	1- 3	2- 3			
0- 0	0- 0		0- 0	NEUTRAL	0- 0	0- 0	0- 0			

[illegible]

Non-Div I Games:

Georgia St.

Loss, Non-Conf, S Site, H Home A Away N Neutral

Gonzaga

Through Games Of March 6, 2016

Average RPI Win: 193	WON-LOST	WINNING	LAST 10	STRENGTH OF	OPP. STRENGTH	TEAM	ADJ.	CONF.	ADJ CONF.
Average RPI Loss: 74	RECORD	PCT. RANK	GAMES	SCHEDULE	OF SCHEDULE	RPI	RPI	RPI	RPI
DIV. I ONLY	18- 13	128	4- 6	88	94	109	109	8	8
DIV. I NON-CONF.	8- 4	99	0- 0	161	79	121	121	9	9
TOTALS	RPI 1-25	RPI 26-50	W-L RECORDS	RPI 51-100	RPI 101-150	RPI 150+			
18- 13	2- 2	0- 2	OVERALL	3- 7	0- 0	13- 2			
13- 4	2- 1	0- 1	HOME	2- 2	0- 0	9- 0			
5- 7	0- 1	0- 1	AWAY	1- 4	0- 0	4- 1			
0- 2	0- 0	0- 0	NEUTRAL	0- 1	0- 0	0- 1			
8- 4	1- 1	0- 0	NON-CONFERENCE	1- 2	0- 0	6- 1			
6- 2	1- 1	0- 0	HOME	0- 1	0- 0	5- 0			
2- 1	0- 0	0- 0	AWAY	1- 1	0- 0	1- 0			
0- 1	0- 0	0- 0	NEUTRAL	0- 0	0- 0	0- 1			
10- 9	1- 1	0- 2	CONFERENCE	2- 5	0- 0	7- 1			
7- 2	1- 0	0- 1	HOME	2- 1	0- 0	4- 0			
3- 6	0- 1	0- 1	AWAY	0- 3	0- 0	3- 1			
0- 1	0- 0	0- 0	NEUTRAL	0- 1	0- 0	0- 0			

RPI 1-25				RPI 26-50				RPI 51-100				RPI 101+ Team's RPI: 109			
RPI	S	Opponent	Score	RPI	S	Opponent	Score	RPI	S	Opponent	Score	RPI	S	Opponent	Score
9	H	Stanford	48 65	46	A	St. Mary's (CA)	47 66	55	H	Southern California	56 60	151	H	Montana St.	65 52
16	A	BYU	54 58	46	H	St. Mary's (CA)	68 69	61	A	Santa Clara	64 71	153	N	North Carolina	62 67
16	H	BYU	73 55					61	H	Santa Clara	53 44	172	A	Pacific	83 84
22	H	West Virginia	62 57					61	N	Santa Clara	58 59	172	H	Pacific	68 61
								82	A	San Diego	54 63	181	H	Eastern Wash.	78 56
								82	H	San Diego	57 58	227	H	Grand Canyon	70 44
								84	A	Dayton	57 47	238	A	Loyola Marymount	66 59
								90	A	San Francisco	52 71	238	H	Loyola Marymount	83 68
								90	H	San Francisco	68 47	244	H	Wyoming	61 57
								93	A	Washington St.	48 55	266	A	Pepperdine	74 57
												266	H	Pepperdine	56 39
												286	A	Portland	71 63
												286	H	Portland	86 51
												299	A	Colgate	80 50
												341	H	Air Force	88 35
LAST 12 Division I GAMES:															
61	N	Santa Clara	58 59	266	H	Pepperdine	56 39								
16	H	BYU	73 55	238	H	Loyola Marymount	83 68								
82	H	San Diego	57 58	90	A	San Francisco	52 71								
172	A	Pacific	83 84	61	A	Santa Clara	64 71								
46	A	St. Mary's (CA)	47 66	172	H	Pacific	68 61								
286	H	Portland	86 51	46	H	St. Mary's (CA)	68 69								

Non-Div I Games:

Gonzaga

■ Loss,
 ■ Non-Conf,
 ■ S Site,
 ■ H Home
 ■ A Away
 N Neutral

Grambling

Through Games Of March 6, 2016

Average RPI Win:	295	WON-LOST	WINNING	LAST 10	STRENGTH OF	OPP. STRENGTH	TEAM	ADJ.	CONF.	ADJ CONF.
Average RPI Loss:	163	RECORD	PCT. RANK	GAMES	SCHEDULE	OF SCHEDULE	RPI	RPI	RPI	RPI
DIV. I ONLY	14- 13	158	8- 2	270	330	186	186	31	31	
DIV. I NON-CONF.	1- 8	320	0- 0	45	63	203	203	31	31	
TOTALS	RPI 1-25	RPI 26-50	W-L RECORDS	RPI 51-100	RPI 101-150	RPI 150+				
14- 13	0- 2	0- 1	OVERALL	0- 0	0- 2	14- 8				
7- 2	0- 0	0- 0	HOME	0- 0	0- 0	7- 2				
7- 11	0- 0	0- 0	AWAY	0- 0	0- 2	7- 2				
0- 0	0- 0	0- 0	NEUTRAL	0- 0	0- 0	0- 0				
1- 8	0- 2	0- 1	NON-CONFERENCE	0- 0	0- 2	1- 3				
0- 0	0- 0	0- 0	HOME	0- 0	0- 0	0- 0				
1- 8	0- 2	0- 1	AWAY	0- 0	0- 2	1- 3				
0- 0	0- 0	0- 0	NEUTRAL	0- 0	0- 0	0- 0				
13- 5	0- 0	0- 0	CONFERENCE	0- 0	0- 0	13- 5				
7- 2	0- 0	0- 0	HOME	0- 0	0- 0	7- 2				
6- 3	0- 0	0- 0	AWAY	0- 0	0- 0	6- 3				
0- 0	0- 0	0- 0	NEUTRAL	0- 0	0- 0	0- 0				

RPI 1-25				RPI 26-50				RPI 51-100				RPI 101+ Team's RPI: 186			
RPI	S	Opponent	Score	RPI	S	Opponent	Score	RPI	S	Opponent	Score	RPI	S	Opponent	Score
2	A	Baylor	42 96	26	A	George Washington	58 85					114	A	Northwestern St.	62 71
23	A	Mississippi St.	43 107									137	A	Texas Tech	55 70
												155	A	Southern U.	68 80
												155	H	Southern U.	65 52
												160	A	Alabama	57 72
												190	A	Tulsa	51 79
												203	A	William & Mary	55 74
												235	A	Texas Southern	49 46
												235	H	Texas Southern	50 62
												251	A	Alabama St.	60 69
												251	H	Alabama St.	89 69
												279	A	Prairie View	51 44
												279	H	Prairie View	69 66
												295	A	Alcorn	85 76
												295	H	Alcorn	66 70
												304	A	Nicholls St.	69 65
												307	A	Jackson St.	79 58
												307	H	Jackson St.	75 61
												334	A	Ark.-Pine Bluff	68 83
												334	H	Ark.-Pine Bluff	67 49
												346	A	Alabama A&M	75 67
												346	H	Alabama A&M	75 56
												349	A	Mississippi Val.	65 52
												349	H	Mississippi Val.	79 55
LAST 12 Division I GAMES:															
251	A	Alabama St.	60 69	279	A	Prairie View	51 44								
346	A	Alabama A&M	75 67	295	H	Alcorn	66 70								
349	H	Mississippi Val.	79 55	155	H	Southern U.	65 52								
334	H	Ark.-Pine Bluff	67 49	349	A	Mississippi Val.	65 52								
307	H	Jackson St.	75 61	334	A	Ark.-Pine Bluff	68 83								
235	A	Texas Southern	49 46	307	A	Jackson St.	79 58								

Non-Div I Games: Southern-N.O. 73 61 LSU-Alexandria 106 50

Grambling

Loss, Non-Conf, S Site, H Home A Away N Neutral

Grand Canyon

Through Games Of March 6, 2016

Average RPI Win:	267	WON-LOST	WINNING	LAST 10	STRENGTH OF	OPP. STRENGTH	TEAM	ADJ.	CONF.	ADJ CONF.
Average RPI Loss:	146	RECORD	PCT. RANK	GAMES	SCHEDULE	OF SCHEDULE	RPI	RPI	RPI	RPI
DIV. I ONLY	13- 14	182	6- 4	269	252	227	227	28	28	
DIV. I NON-CONF.	5- 8	209	0- 0	217	185	230	230	25	25	
TOTALS	RPI 1-25	RPI 26-50	W-L RECORDS	RPI 51-100	RPI 101-150	RPI 150+				
13- 14	0- 1	0- 0	OVERALL	0- 3	1- 4	12- 6				
5- 7	0- 0	0- 0	HOME	0- 1	1- 2	4- 4				
8- 3	0- 0	0- 0	AWAY	0- 0	0- 0	8- 0				
0- 4	0- 1	0- 0	NEUTRAL	0- 2	0- 0	0- 1				
5- 8	0- 1	0- 0	NON-CONFERENCE	0- 3	1- 2	4- 2				
2- 3	0- 0	0- 0	HOME	0- 1	1- 1	1- 1				
3- 1	0- 0	0- 0	AWAY	0- 0	0- 1	3- 0				
0- 4	0- 1	0- 0	NEUTRAL	0- 2	0- 0	0- 1				
8- 6	0- 0	0- 0	CONFERENCE	0- 0	0- 2	8- 4				
3- 4	0- 0	0- 0	HOME	0- 0	0- 1	3- 3				
5- 2	0- 0	0- 0	AWAY	0- 0	0- 1	5- 1				
0- 0	0- 0	0- 0	NEUTRAL	0- 0	0- 0	0- 0				

RPI 1-25				RPI 26-50				RPI 51-100				RPI 101+ Team's RPI: 227			
RPI	S	Opponent	Score	RPI	S	Opponent	Score	RPI	S	Opponent	Score	RPI	S	Opponent	Score
22	N	West Virginia	50 68					55	N	Southern California	44 75	107	A	New Mexico St.	58 60
								59	H	UC Riverside	67 85	107	H	New Mexico St.	44 64
								76	N	Abilene Christian	71 75	109	A	Gonzaga	44 70
												118	H	Hawaii	41 74
												138	H	Oral Roberts	66 64
												173	H	Northern Colo.	69 59
												184	H	South Ala.	56 59
												191	A	UTRGV	28 52
												191	H	UTRGV	66 68
												211	A	Utah Valley	61 53
												211	H	Utah Valley	65 64
												212	A	CSU Bakersfield	61 51
												212	H	CSU Bakersfield	67 76
												271	A	Seattle	67 54
												271	H	Seattle	60 53
												302	A	UMKC	68 59
												302	H	UMKC	57 63
												315	N	Fairleigh Dickinson	68 74
												324	A	North Dakota St.	76 67
												336	A	UC Irvine	58 53
												341	A	Air Force	73 39
												343	A	Chicago St.	65 60
												343	H	Chicago St.	74 36
LAST 12 Division I GAMES:															
				211	H	Utah Valley	65 64					107	H	New Mexico St.	44 64
				212	H	CSU Bakersfield	67 76					271	A	Seattle	67 54
				343	A	Chicago St.	65 60					212	A	CSU Bakersfield	61 51
				302	A	UMKC	68 59					302	H	UMKC	57 63
				271	H	Seattle	60 53					343	H	Chicago St.	74 36
				191	H	UTRGV	66 68					211	A	Utah Valley	61 53

Non-Div I Games: Western St. 77 40 San Diego Christian 60 40 Arizona Christian 87 54

Grand Canyon

Loss, Non-Conf, S Site, H Home A Away N Neutral

Average RPI Win: 152		WON-LOST	WINNING	LAST 10	STRENGTH OF	OPP. STRENGTH	TEAM	ADJ.	CONF.	ADJ CONF.
Average RPI Loss: 142		RECORD	PCT. RANK	GAMES	SCHEDULE	OF SCHEDULE	RPI	RPI	RPI	RPI
DIV. I ONLY		26- 4	13	9- 1	87	103	25	25	14	14
DIV. I NON-CONF.		10- 2	33	0- 0	74	12	21	21	16	16
TOTALS		RPI 1-25	RPI 26-50		W-L RECORDS		RPI 51-100	RPI 101-150		RPI 150+
26- 4	0- 0	0- 0		OVERALL		7- 1	10- 1		9- 2	
14- 1	0- 0	0- 0		HOME		5- 0	5- 0		4- 1	
11- 1	0- 0	0- 0		AWAY		1- 0	5- 0		5- 1	
1- 2	0- 0	0- 0		NEUTRAL		1- 1	0- 1		0- 0	
10- 2	0- 0	0- 0		NON-CONFERENCE		7- 1	0- 1		3- 0	
6- 0	0- 0	0- 0		HOME		5- 0	0- 0		1- 0	
3- 0	0- 0	0- 0		AWAY		1- 0	0- 0		2- 0	
1- 2	0- 0	0- 0		NEUTRAL		1- 1	0- 1		0- 0	
16- 2	0- 0	0- 0		CONFERENCE		0- 0	10- 0		6- 2	
8- 1	0- 0	0- 0		HOME		0- 0	5- 0		3- 1	
8- 1	0- 0	0- 0		AWAY		0- 0	5- 0		3- 1	
0- 0	0- 0	0- 0		NEUTRAL		0- 0	0- 0		0- 0	

RPI 1-25				Team's RPI: 25	RPI 26-50				RPI 51-100				RPI 101+					
RPI	S	Opponent	Score		RPI	S	Opponent	Score		RPI	S	Opponent	Score		RPI	S	Opponent	Score
										52	N	Rutgers	43	54	102	A	Wright St.	63 58
										60	H	South Dakota St.	58	57	102	H	Wright St.	70 55
										73	N	Tulane	79	58	108	N	Virginia	59 68
										74	H	Vanderbilt	58	56	126	A	Youngstown St.	68 60
										78	H	Belmont	66	62	126	H	Youngstown St.	69 35
										84	H	Dayton	68	52	143	A	Detroit	74 58
										97	H	Marquette	75	55	143	H	Detroit	58 36
										98	A	Drake	86	61	148	A	Milwaukee	63 42
															148	H	Milwaukee	69 46
															150	A	Northern Ky.	81 73
															150	H	Northern Ky.	52 40
															174	H	Loyola Chicago	65 51
															179	A	Butler	55 46
															195	A	Wisconsin	72 58
															204	A	Oakland	69 77
															204	H	Oakland	56 58
															241	A	Valparaiso	71 35
															241	H	Valparaiso	81 42
															252	A	Ill.-Chicago	58 40
															252	H	Ill.-Chicago	64 22
															261	A	Cleveland St.	66 45
															261	H	Cleveland St.	71 53
LAST 12 Division I GAMES:																		
204	A	Oakland	69	77	261	H	Cleveland St.	71	53									
143	A	Detroit	74	58	126	H	Youngstown St.	69	35									
150	H	Northern Ky.	52	40	148	H	Milwaukee	69	46									
102	H	Wright St.	70	55	143	H	Detroit	58	36									
241	A	Valparaiso	71	35	204	H	Oakland	56	58									
252	A	Ill.-Chicago	58	40	102	A	Wright St.	63	58									

Non-Div I Games:

Green Bay

Loss, Non-Conf, S Site, H Home A Away N Neutral

Average RPI Win:	273	WON-LOST	WINNING	LAST 10	STRENGTH OF	OPP. STRENGTH	TEAM	ADJ.	CONF.	ADJ CONF.
Average RPI Loss:	153	RECORD	PCT. RANK	GAMES	SCHEDULE	OF SCHEDULE	RPI	RPI	RPI	RPI
DIV. I ONLY	13- 16	204	6- 4	189	300	207	207	32	32	
DIV. I NON-CONF.	2- 11	306	0- 0	7	80	156	156	30	30	
TOTALS	RPI 1-25	RPI 26-50	W-L RECORDS	RPI 51-100	RPI 101-150	RPI 150+				
13- 16	0- 2	0- 3	OVERALL	0- 3	1- 1	12- 7				
6- 5	0- 0	0- 1	HOME	0- 1	0- 0	6- 3				
5- 11	0- 2	0- 2	AWAY	0- 2	0- 1	5- 4				
2- 0	0- 0	0- 0	NEUTRAL	0- 0	1- 0	1- 0				
2- 11	0- 2	0- 3	NON-CONFERENCE	0- 3	1- 1	1- 2				
0- 3	0- 0	0- 1	HOME	0- 1	0- 0	0- 1				
0- 8	0- 2	0- 2	AWAY	0- 2	0- 1	0- 1				
2- 0	0- 0	0- 0	NEUTRAL	0- 0	1- 0	1- 0				
11- 5	0- 0	0- 0	CONFERENCE	0- 0	0- 0	11- 5				
6- 2	0- 0	0- 0	HOME	0- 0	0- 0	6- 2				
5- 3	0- 0	0- 0	AWAY	0- 0	0- 0	5- 3				
0- 0	0- 0	0- 0	NEUTRAL	0- 0	0- 0	0- 0				

RPI 1-25				RPI 26-50				RPI 51-100				RPI 101+ Team's RPI: 207			
RPI	S	Opponent	Score	RPI	S	Opponent	Score	RPI	S	Opponent	Score	RPI	S	Opponent	Score
3	A	South Carolina	48 86	31	A	UTEP	54 78	79	H	Drexel	36 57	127	A	Iowa St.	59 95
6	A	Texas	52 79	32	A	Princeton	55 79	85	A	Oregon	51 86	139	N	Wake Forest	47 42
				35	H	James Madison	56 68	93	A	Washington St.	61 68	194	A	Stetson	59 68
												213	N	Rhode Island	59 54
												218	A	N.C. A&T	55 52
												220	H	Lehigh	56 63
												245	H	Bethune-Cookman	60 45
												250	A	Coppin St.	64 68
												256	A	Morgan St.	65 51
												256	H	Morgan St.	60 47
												274	A	UMES	76 55
												293	H	Savannah St.	65 53
												297	H	Florida A&M	59 66
												312	H	South Carolina St.	63 50
												322	A	Delaware St.	63 54
												322	H	Delaware St.	81 89
												332	A	Howard	77 83
												332	H	Howard	77 48
												347	A	Norfolk St.	66 71
												347	H	Norfolk St.	73 62
												348	A	N.C. Central	76 42
LAST 12 Division I GAMES:															
				347	A	Norfolk St.	66 71	332	A	Howard	77 83				
				322	H	Delaware St.	81 89	274	A	UMES	76 55				
				332	H	Howard	77 48	347	H	Norfolk St.	73 62				
				322	A	Delaware St.	63 54	312	H	South Carolina St.	63 50				
				250	A	Coppin St.	64 68	293	H	Savannah St.	65 53				
				256	H	Morgan St.	60 47	348	A	N.C. Central	76 42				

Non-Div I Games:

Hampton

■ Loss,
 ■ Non-Conf,
 ■ S Site,
 ■ Home
 ■ A Away
 N Neutral

Hartford

Through Games Of March 6, 2016

Average RPI Win:	255	WON-LOST	WINNING	LAST 10	STRENGTH OF	OPP. STRENGTH	TEAM	ADJ.	CONF.	ADJ CONF.
Average RPI Loss:	127	RECORD	PCT. RANK	GAMES	SCHEDULE	OF SCHEDULE	RPI	RPI	RPI	RPI
DIV. I ONLY	11- 19	248	3- 7	134	197	217	217	16	16	
DIV. I NON-CONF.	4- 9	245	0- 0	112	145	210	210	19	19	
TOTALS	RPI 1-25	RPI 26-50	W-L RECORDS	RPI 51-100	RPI 101-150	RPI 150+				
11- 19	0- 1	0- 3	OVERALL	0- 5	0- 1	11- 9				
7- 6	0- 1	0- 1	HOME	0- 1	0- 0	7- 3				
4- 12	0- 0	0- 2	AWAY	0- 4	0- 1	4- 5				
0- 1	0- 0	0- 0	NEUTRAL	0- 0	0- 0	0- 1				
4- 9	0- 1	0- 1	NON-CONFERENCE	0- 3	0- 1	4- 3				
3- 2	0- 1	0- 0	HOME	0- 0	0- 0	3- 1				
1- 7	0- 0	0- 1	AWAY	0- 3	0- 1	1- 2				
0- 0	0- 0	0- 0	NEUTRAL	0- 0	0- 0	0- 0				
7- 10	0- 0	0- 2	CONFERENCE	0- 2	0- 0	7- 6				
4- 4	0- 0	0- 1	HOME	0- 1	0- 0	4- 2				
3- 5	0- 0	0- 1	AWAY	0- 1	0- 0	3- 3				
0- 1	0- 0	0- 0	NEUTRAL	0- 0	0- 0	0- 1				

RPI 1-25			RPI 26-50			RPI 51-100			RPI 101+ Team's RPI: 217		
RPI	S	Opponent	Score	RPI	S	Opponent	Score	RPI	S	Opponent	Score
11	H	Arizona St.	29 60	26	A	George Washington	51 82	63	A	Maine	43 61
				49	A	Albany (NY)	39 84	63	H	Maine	44 50
				49	H	Albany (NY)	41 78	68	A	FGCU	44 64
								75	A	Michigan	47 83
								81	A	Quinnipiac	69 71
LAST 12 Division I GAMES:											
157	N	Stony Brook	42 60	219	A	Binghamton	41 39	170	H	Cornell	53 50
49	A	Albany (NY)	39 84	157	H	Stony Brook	42 45	185	A	UMBC	51 58
63	H	Maine	44 50	320	A	UMass Lowell	75 70	185	H	UMBC	65 57
232	A	New Hampshire	42 53	49	H	Albany (NY)	41 78	197	A	Sacred Heart	68 67
185	A	UMBC	51 58	63	A	Maine	43 61	214	H	Dartmouth	36 43
277	H	Vermont	52 50	232	H	New Hampshire	48 44	219	A	Binghamton	41 39
				277	H	Vermont	52 50	219	H	Binghamton	47 53
								221	A	Massachusetts	57 63
								232	A	New Hampshire	42 53
								232	H	New Hampshire	48 44
								265	A	Providence	50 69
								275	H	Central Conn. St.	49 41
								277	A	Vermont	51 47
								277	H	Vermont	52 50
								320	A	UMass Lowell	75 70
								320	H	UMass Lowell	72 59
								328	H	Lafayette	55 50

Non-Div I Games:

Hartford

■ Loss,
 ■ Non-Conf, S Site,
 ■ Home
 ■ Away
 N Neutral

Average RPI Win: 199	WON-LOST	WINNING	LAST 10	STRENGTH OF	OPP. STRENGTH	TEAM	ADJ.	CONF.	ADJ CONF.
Average RPI Loss: 92	RECORD	PCT. RANK	GAMES	SCHEDULE	OF SCHEDULE	RPI	RPI	RPI	RPI
DIV. I ONLY	14- 13	158	6- 4	58	153	92	92	10	10
DIV. I NON-CONF.	5- 8	209	0- 0	78	167	149	149	12	12
TOTALS	RPI 1-25	RPI 26-50	W-L RECORDS	RPI 51-100	RPI 101-150	RPI 150+			
14- 13	0- 1	0- 5	OVERALL	0- 3	2- 0	12- 4			
6- 5	0- 0	0- 2	HOME	0- 2	0- 0	6- 1			
7- 8	0- 1	0- 3	AWAY	0- 1	1- 0	6- 3			
1- 0	0- 0	0- 0	NEUTRAL	0- 0	1- 0	0- 0			
5- 8	0- 1	0- 1	NON-CONFERENCE	0- 3	2- 0	3- 3			
2- 2	0- 0	0- 0	HOME	0- 2	0- 0	2- 0			
2- 6	0- 1	0- 1	AWAY	0- 1	1- 0	1- 3			
1- 0	0- 0	0- 0	NEUTRAL	0- 0	1- 0	0- 0			
9- 5	0- 0	0- 4	CONFERENCE	0- 0	0- 0	9- 1			
4- 3	0- 0	0- 2	HOME	0- 0	0- 0	4- 1			
5- 2	0- 0	0- 2	AWAY	0- 0	0- 0	5- 0			
0- 0	0- 0	0- 0	NEUTRAL	0- 0	0- 0	0- 0			

RPI 1-25				RPI 26-50				RPI 51-100				Team's RPI: 92		RPI 101+			
RPI	S	Opponent	Score	RPI	S	Opponent	Score	RPI	S	Opponent	Score			RPI	S	Opponent	Score
21	A	South Fla.	59 86	32	A	Princeton	69 79	63	H	Maine	53 64			105	N	Toledo	76 70
				32	H	Princeton	83 92	68	A	FGCU	65 74			112	A	Samford	60 54
				36	A	Penn	46 62	83	H	Eastern Mich.	81 85			156	A	Yale	72 69
				36	H	Penn	48 68							156	H	Yale	65 63
				41	A	Chattanooga	58 62							157	A	Stony Brook	63 64
														170	A	Cornell	65 56
														170	H	Cornell	68 63
														199	A	Fairfield	50 67
														205	A	Brown	87 79
														205	H	Brown	92 79
														213	A	Rhode Island	52 56
														214	A	Dartmouth	56 43
														214	H	Dartmouth	64 70
														221	H	Massachusetts	67 65
														233	A	Rice	67 61
														249	A	Columbia	69 66
														249	H	Columbia	84 54
														344	H	Boston U.	73 55
LAST 12 Division I GAMES:																	
				36	A	Penn	46 62					156	A	Yale	72 69		
				32	A	Princeton	69 79					205	A	Brown	87 79		
				205	H	Brown	92 79					32	H	Princeton	83 92		
				156	H	Yale	65 63					36	H	Penn	48 68		
				170	H	Cornell	68 63					249	A	Columbia	69 66		
				249	H	Columbia	84 54					170	A	Cornell	65 56		

Non-Div I Games:

Harvard

■ Loss,
 ■ Non-Conf, S Site,
 ■ Home
 ■ Away
 N Neutral

Average RPI Win:	240	WON-LOST	WINNING	LAST 10	STRENGTH OF	OPP. STRENGTH	TEAM	ADJ.	CONF.	ADJ CONF.
Average RPI Loss:	78	RECORD	PCT. RANK	GAMES	SCHEDULE	OF SCHEDULE	RPI	RPI	RPI	RPI
DIV. I ONLY	19- 10	81	9- 1	175	177	118	118	22	22	
DIV. I NON-CONF.	7- 6	156	0- 0	69	26	113	113	21	21	
TOTALS	RPI 1-25	RPI 26-50	W-L RECORDS	RPI 51-100	RPI 101-150	RPI 150+				
19- 10	0- 4	0- 1	OVERALL	0- 3	2- 0	17- 2				
9- 5	0- 2	0- 1	HOME	0- 2	1- 0	8- 0				
10- 3	0- 0	0- 0	AWAY	0- 1	1- 0	9- 2				
0- 2	0- 2	0- 0	NEUTRAL	0- 0	0- 0	0- 0				
7- 6	0- 4	0- 1	NON-CONFERENCE	0- 1	0- 0	7- 0				
2- 4	0- 2	0- 1	HOME	0- 1	0- 0	2- 0				
5- 0	0- 0	0- 0	AWAY	0- 0	0- 0	5- 0				
0- 2	0- 2	0- 0	NEUTRAL	0- 0	0- 0	0- 0				
12- 4	0- 0	0- 0	CONFERENCE	0- 2	2- 0	10- 2				
7- 1	0- 0	0- 0	HOME	0- 1	1- 0	6- 0				
5- 3	0- 0	0- 0	AWAY	0- 1	1- 0	4- 2				
0- 0	0- 0	0- 0	NEUTRAL	0- 0	0- 0	0- 0				

RPI 1-25				RPI 26-50				RPI 51-100				RPI 101+ Team's RPI: 118			
RPI	S	Opponent	Score	RPI	S	Opponent	Score	RPI	S	Opponent	Score	RPI	S	Opponent	Score
3	H	South Carolina	51 67	36	H	Penn	54 64	59	A	UC Riverside	77 81	129	A	Long Beach St.	67 55
11	H	Arizona St.	49 75					59	H	UC Riverside	74 77	129	H	Long Beach St.	60 42
16	N	BYU	56 67					93	H	Washington St.	52 62	167	A	Sacramento St.	74 72
19	N	Texas A&M	41 82									187	A	Cal Poly	64 58
												187	H	Cal Poly	68 47
												188	A	UC Davis	58 60
												188	H	UC Davis	70 50
												192	A	San Jose St.	76 73
												212	A	CSU Bakersfield	65 55
												212	H	CSU Bakersfield	74 60
												227	A	Grand Canyon	74 41
												238	H	Loyola Marymount	65 51
												267	A	UC Santa Barbara	63 62
												267	H	UC Santa Barbara	59 45
												298	A	CSUN	60 63
												298	H	CSUN	77 50
												310	A	Northern Ariz.	61 52
												336	A	UC Irvine	83 65
												336	H	UC Irvine	59 35
												339	A	Cal St. Fullerton	70 50
												339	H	Cal St. Fullerton	62 53
LAST 12 Division I GAMES:															
187	H	Cal Poly	68 47	267	A	UC Santa Barbara	63 62	187	A	Cal Poly	64 58				
267	H	UC Santa Barbara	59 45	59	A	UC Riverside	77 81	336	H	UC Irvine	59 35				
59	A	UC Riverside	77 81	339	A	Cal St. Fullerton	70 50	339	H	Cal St. Fullerton	62 53				
339	A	Cal St. Fullerton	70 50	188	H	UC Davis	70 50	298	A	CSUN	60 63				
188	H	UC Davis	70 50	129	H	Long Beach St.	60 42	336	A	UC Irvine	83 65				

Non-Div I Games:

Hawaii

■ Loss,
■ Non-Conf,
■ S Site,
■ H Home
■ A Away
N Neutral

Average RPI Win:	267	WON-LOST	WINNING	LAST 10	STRENGTH OF	OPP. STRENGTH	TEAM	ADJ.	CONF.	ADJ CONF.
Average RPI Loss:	163	RECORD	PCT. RANK	GAMES	SCHEDULE	OF SCHEDULE	RPI	RPI	RPI	RPI
DIV. I ONLY	10- 18	250	4- 6	187	258	253	253	26	26	
DIV. I NON-CONF.	0- 8	338	0- 0	81	28	289	289	29	29	
TOTALS	RPI 1-25	RPI 26-50	W-L RECORDS	RPI 51-100	RPI 101-150	RPI 150+				
10- 18	0- 1	0- 1	OVERALL	0- 3	0- 4	10- 9				
5- 7	0- 0	0- 0	HOME	0- 1	0- 2	5- 4				
5- 9	0- 1	0- 1	AWAY	0- 1	0- 2	5- 4				
0- 2	0- 0	0- 0	NEUTRAL	0- 1	0- 0	0- 1				
0- 8	0- 1	0- 1	NON-CONFERENCE	0- 3	0- 0	0- 3				
0- 2	0- 0	0- 0	HOME	0- 1	0- 0	0- 1				
0- 4	0- 1	0- 1	AWAY	0- 1	0- 0	0- 1				
0- 2	0- 0	0- 0	NEUTRAL	0- 1	0- 0	0- 1				
10- 10	0- 0	0- 0	CONFERENCE	0- 0	0- 4	10- 6				
5- 5	0- 0	0- 0	HOME	0- 0	0- 2	5- 3				
5- 5	0- 0	0- 0	AWAY	0- 0	0- 2	5- 3				
0- 0	0- 0	0- 0	NEUTRAL	0- 0	0- 0	0- 0				

RPI 1-25				RPI 26-50				RPI 51-100				RPI 101+ Team's RPI: 253			
RPI	S	Opponent	Score	RPI	S	Opponent	Score	RPI	S	Opponent	Score	RPI	S	Opponent	Score
8	A	Maryland	50 105	49	A	North Carolina St.	48 89	71	H	VCU	39 69	128	A	Liberty	43 56
								72	N	Georgia Tech	61 81	128	H	Liberty	68 73
								88	A	Elon	69 80	132	A	UNC Asheville	64 85
												132	H	UNC Asheville	81 82
												165	N	UAB	46 56
												175	A	Radford	56 54
												175	H	Radford	71 66
												189	H	Davidson	60 62
												206	A	Gardner-Webb	70 82
												206	H	Gardner-Webb	72 79
												208	A	Presbyterian	70 82
												208	H	Presbyterian	61 47
												268	A	Campbell	69 55
												268	H	Campbell	65 68
												283	A	Coastal Caro.	53 79
												283	H	Coastal Caro.	53 52
												292	A	Charleston So.	78 72
												292	H	Charleston So.	62 64
												308	A	Longwood	89 70
												308	H	Longwood	79 68
												309	A	UNCG	72 82
												326	A	Winthrop	74 67
												326	H	Winthrop	80 60
LAST 12 Division I GAMES:															
132	A	UNC Asheville	64 85	206	H	Gardner-Webb	72 79								
268	H	Campbell	65 68	283	A	Coastal Caro.	53 79								
292	A	Charleston So.	78 72	208	H	Presbyterian	61 47								
128	H	Liberty	68 73	128	A	Liberty	43 56								
326	H	Winthrop	80 60	175	A	Radford	56 54								
308	A	Longwood	89 70	132	H	UNC Asheville	81 82								

Non-Div I Games: Greensboro 82 49

High Point

■ Loss,
 ■ Non-Conf,
 ■ S Site,
 ■ Home
 ■ A Away
 N Neutral

Hofstra

Through Games Of March 6, 2016

Average RPI Win:	205	WON-LOST	WINNING	LAST 10	STRENGTH OF	OPP. STRENGTH	TEAM	ADJ.	CONF.	ADJ CONF.
Average RPI Loss:	89	RECORD	PCT. RANK	GAMES	SCHEDULE	OF SCHEDULE	RPI	RPI	RPI	RPI
DIV. I ONLY	22- 7	48	7- 3	171	140	65	65	12	12	
DIV. I NON-CONF.	9- 2	37	0- 0	189	205	59	59	10	10	
TOTALS	RPI 1-25	RPI 26-50	W-L RECORDS	RPI 51-100	RPI 101-150	RPI 150+				
22- 7	0- 1	0- 2	OVERALL	2- 2	2- 0	18- 2				
12- 1	0- 0	0- 1	HOME	2- 0	2- 0	8- 0				
9- 5	0- 0	0- 1	AWAY	0- 2	0- 0	9- 2				
1- 1	0- 1	0- 0	NEUTRAL	0- 0	0- 0	1- 0				
9- 2	0- 1	0- 0	NON-CONFERENCE	0- 0	2- 0	7- 1				
4- 0	0- 0	0- 0	HOME	0- 0	2- 0	2- 0				
4- 1	0- 0	0- 0	AWAY	0- 0	0- 0	4- 1				
1- 1	0- 1	0- 0	NEUTRAL	0- 0	0- 0	1- 0				
13- 5	0- 0	0- 2	CONFERENCE	2- 2	0- 0	11- 1				
8- 1	0- 0	0- 1	HOME	2- 0	0- 0	6- 0				
5- 4	0- 0	0- 1	AWAY	0- 2	0- 0	5- 1				
0- 0	0- 0	0- 0	NEUTRAL	0- 0	0- 0	0- 0				

RPI 1-25				RPI 26-50				RPI 51-100				Team's RPI: 65	RPI 101+			
RPI	S	Opponent	Score	RPI	S	Opponent	Score	RPI	S	Opponent	Score		RPI	S	Opponent	Score
5	N	Oregon St.	50 73	35	A	James Madison	42 57	79	A	Drexel	64 67		115	H	Saint Joseph's	75 62
				35	H	James Madison	54 71	79	H	Drexel	61 54		131	H	Buffalo	79 36
								88	A	Elon	60 61		157	H	Stony Brook	71 66
								88	H	Elon	59 49		158	A	Northeastern	71 64
													158	H	Northeastern	75 50
													161	A	Marist	71 67
													163	A	Delaware	47 54
													163	H	Delaware	58 49
													199	A	Fairfield	67 53
													203	A	William & Mary	61 53
													203	H	William & Mary	75 45
													221	A	Massachusetts	56 57
													226	A	Col. of Charleston	62 58
													226	H	Col. of Charleston	66 54
													228	H	Navy	65 63
													270	A	UNCW	68 64
													270	H	UNCW	62 38
													276	A	American	60 51
													283	N	Coastal Caro.	82 40
													294	A	Towson	74 56
													294	H	Towson	64 60
													322	A	Delaware St.	66 49
LAST 12 Division I GAMES:																
				158	A	Northeastern	71 64						203	A	William & Mary	61 53
				226	H	Col. of Charleston	66 54						294	A	Towson	74 56
				79	H	Drexel	61 54						35	H	James Madison	54 71
				163	A	Delaware	47 54						88	H	Elon	59 49
				270	H	UNCW	62 38						79	A	Drexel	64 67
				35	A	James Madison	42 57						294	H	Towson	64 60

Non-Div I Games:

Hofstra

Loss, Non-Conf, S Site, H Home A Away N Neutral

Holy Cross

Through Games Of March 6, 2016

Average RPI Win:	284	WON-LOST	WINNING	LAST 10	STRENGTH OF	OPP. STRENGTH	TEAM	ADJ.	CONF.	ADJ CONF.
Average RPI Loss:	161	RECORD	PCT. RANK	GAMES	SCHEDULE	OF SCHEDULE	RPI	RPI	RPI	RPI
DIV. I ONLY	13- 16	204	5- 5	285	270	254	254	27	27	
DIV. I NON-CONF.	3- 8	258	0- 0	288	180	312	312	27	27	
TOTALS	RPI 1-25	RPI 26-50	W-L RECORDS	RPI 51-100	RPI 101-150	RPI 150+				
13- 16	0- 0	0- 0	OVERALL	0- 5	0- 3	13- 8				
9- 5	0- 0	0- 0	HOME	0- 2	0- 0	9- 3				
4- 11	0- 0	0- 0	AWAY	0- 3	0- 3	4- 5				
0- 0	0- 0	0- 0	NEUTRAL	0- 0	0- 0	0- 0				
3- 8	0- 0	0- 0	NON-CONFERENCE	0- 1	0- 3	3- 4				
3- 2	0- 0	0- 0	HOME	0- 0	0- 0	3- 2				
0- 6	0- 0	0- 0	AWAY	0- 1	0- 3	0- 2				
0- 0	0- 0	0- 0	NEUTRAL	0- 0	0- 0	0- 0				
10- 8	0- 0	0- 0	CONFERENCE	0- 4	0- 0	10- 4				
6- 3	0- 0	0- 0	HOME	0- 2	0- 0	6- 1				
4- 5	0- 0	0- 0	AWAY	0- 2	0- 0	4- 3				
0- 0	0- 0	0- 0	NEUTRAL	0- 0	0- 0	0- 0				

RPI 1-25			RPI 26-50			RPI 51-100			RPI 101+ Team's RPI: 254				
RPI	S	Opponent	Score	RPI	S	Opponent	Score	RPI	S	Opponent	Score		
								66	A	Army West Point	58 77		
								66	H	Army West Point	49 80		
								81	A	Quinnipiac	61 74		
								89	A	Bucknell	64 74		
								89	H	Bucknell	51 58		
										116	A	Boston College	51 60
										125	A	Pittsburgh	50 56
										130	A	Penn St.	82 86
										156	A	Yale	59 69
										214	H	Dartmouth	54 60
										220	A	Lehigh	58 61
										220	H	Lehigh	77 71
										221	H	Massachusetts	60 74
										222	H	Bryant	65 64
										228	A	Navy	49 50
										228	H	Navy	57 49
										230	A	Loyola Maryland	45 58
										230	H	Loyola Maryland	49 59
										247	H	Manhattan	58 44
										276	A	American	59 50
										276	H	American	59 54
										277	H	Vermont	77 63
										299	A	Colgate	80 71
										299	H	Colgate	70 61
										320	A	UMass Lowell	67 75
										328	A	Lafayette	57 54
										328	H	Lafayette	66 49
										344	A	Boston U.	60 41
										344	H	Boston U.	74 50
LAST 12 Division I GAMES:													
230	A	Loyola Maryland	45 58	328	A	Lafayette	57 54						
344	H	Boston U.	74 50	89	A	Bucknell	64 74						
230	H	Loyola Maryland	49 59	299	H	Colgate	70 61						
276	A	American	59 50	228	A	Navy	49 50						
66	H	Army West Point	49 80	276	H	American	59 54						
220	H	Lehigh	77 71	66	A	Army West Point	58 77						

Non-Div I Games:

Holy Cross

■ Loss,
 ■ Non-Conf,
 ■ S Site,
 ■ H Home
 ■ A Away
 N Neutral

Average RPI Win: 247	WON-LOST	WINNING	LAST 10	STRENGTH OF	OPP. STRENGTH	TEAM	ADJ.	CONF.	ADJ CONF.
Average RPI Loss: 136	RECORD	PCT. RANK	GAMES	SCHEDULE	OF SCHEDULE	RPI	RPI	RPI	RPI
DIV. I ONLY	6- 24	314	2- 8	200	104	285	285	9	9
DIV. I NON-CONF.	4- 7	222	0- 0	159	268	213	213	7	7
TOTALS	RPI 1-25	RPI 26-50	W-L RECORDS	RPI 51-100	RPI 101-150	RPI 150+			
6- 24	0- 2	0- 1	OVERALL	0- 5	1- 6	5- 10			
2- 11	0- 1	0- 0	HOME	0- 2	1- 3	1- 5			
4- 9	0- 1	0- 0	AWAY	0- 2	0- 2	4- 4			
0- 4	0- 0	0- 1	NEUTRAL	0- 1	0- 1	0- 1			
4- 7	0- 0	0- 1	NON-CONFERENCE	0- 1	1- 2	3- 3			
1- 3	0- 0	0- 0	HOME	0- 0	1- 1	0- 2			
3- 1	0- 0	0- 0	AWAY	0- 0	0- 0	3- 1			
0- 3	0- 0	0- 1	NEUTRAL	0- 1	0- 1	0- 0			
2- 17	0- 2	0- 0	CONFERENCE	0- 4	0- 4	2- 7			
1- 8	0- 1	0- 0	HOME	0- 2	0- 2	1- 3			
1- 8	0- 1	0- 0	AWAY	0- 2	0- 2	1- 3			
0- 1	0- 0	0- 0	NEUTRAL	0- 0	0- 0	0- 1			

RPI 1-25				RPI 26-50				RPI 51-100				RPI 101+				Team's RPI: 285	
RPI	S	Opponent	Score	RPI	S	Opponent	Score	RPI	S	Opponent	Score	RPI	S	Opponent	Score		
4	H	UConn	37 76	26	N	George Washington	78 82	58	N	Iowa	50 64	102	N	Wright St.	61 75		
21	A	South Fla.	49 73					69	A	Temple	48 78	110	A	Memphis	57 74		
								69	H	Temple	66 75	110	H	Memphis	64 77		
								73	A	Tulane	48 70	129	H	Long Beach St.	41 47		
								73	H	Tulane	56 59	133	H	La.-Lafayette	52 51		
												147	A	East Carolina	70 76		
												147	H	East Carolina	59 68		
												190	A	Tulsa	28 44		
												190	H	Tulsa	62 79		
												190	N	Tulsa	38 76		
												191	H	UTRGV	45 55		
												193	A	SMU	63 54		
												193	H	SMU	48 50		
												202	H	UNLV	60 63		
												226	A	Col. of Charleston	48 55		
												233	A	Rice	62 59		
												237	A	Cincinnati	50 56		
												237	H	Cincinnati	61 67		
												278	A	UCF	62 65		
												278	H	UCF	64 55		
LAST 12 Division I GAMES:																	
				190	N	Tulsa	38 76	190	A	Tulsa	28 44	313	A	A&M-Corpus Christi	76 73		
				110	H	Memphis	64 77	73	H	Tulane	56 59	329	A	Incarnate Word	67 51		
				193	A	SMU	63 54	278	H	UCF	64 55						
				278	A	UCF	62 65	237	A	Cincinnati	50 56						
				237	H	Cincinnati	61 67	21	A	South Fla.	49 73						
				147	H	East Carolina	59 68	69	A	Temple	48 78						

Non-Div I Games:

Houston

■ Loss,
 ■ Non-Conf,
 ■ S Site,
 ■ H Home
 ■ A Away
 N Neutral

Houston Baptist

Through Games Of March 6, 2016

Average RPI Win:	294	WON-LOST	WINNING	LAST 10	STRENGTH OF	OPP. STRENGTH	TEAM	ADJ.	CONF.	ADJ CONF.
Average RPI Loss:	162	RECORD	PCT. RANK	GAMES	SCHEDULE	OF SCHEDULE	RPI	RPI	RPI	RPI
DIV. I ONLY	11- 14	212	6- 4	266	302	248	248	25	25	
DIV. I NON-CONF.	2- 5	253	0- 0	129	303	216	216	26	26	
TOTALS	RPI 1-25	RPI 26-50	W-L RECORDS	RPI 51-100	RPI 101-150	RPI 150+				
11- 14	0- 0	0- 1	OVERALL	0- 3	0- 3	11- 7				
6- 5	0- 0	0- 0	HOME	0- 1	0- 2	6- 2				
4- 9	0- 0	0- 1	AWAY	0- 2	0- 1	4- 5				
1- 0	0- 0	0- 0	NEUTRAL	0- 0	0- 0	1- 0				
2- 5	0- 0	0- 1	NON-CONFERENCE	0- 0	0- 1	2- 3				
0- 2	0- 0	0- 0	HOME	0- 0	0- 1	0- 1				
1- 3	0- 0	0- 1	AWAY	0- 0	0- 0	1- 2				
1- 0	0- 0	0- 0	NEUTRAL	0- 0	0- 0	1- 0				
9- 9	0- 0	0- 0	CONFERENCE	0- 3	0- 2	9- 4				
6- 3	0- 0	0- 0	HOME	0- 1	0- 1	6- 1				
3- 6	0- 0	0- 0	AWAY	0- 2	0- 1	3- 3				
0- 0	0- 0	0- 0	NEUTRAL	0- 0	0- 0	0- 0				

RPI 1-25				RPI 26-50				RPI 51-100				RPI 101+				Team's RPI: 248	
RPI	S	Opponent	Score	RPI	S	Opponent	Score	RPI	S	Opponent	Score	RPI	S	Opponent	Score		
				31	A	UTEP	63 98	76	A	Abilene Christian	60 77	114	A	Northwestern St.	44 55		
								76	H	Abilene Christian	55 76	144	H	McNeese St.	64 71		
								99	A	Central Ark.	44 45	146	H	UT Arlington	40 64		
												176	A	New Mexico	57 65		
												198	A	SFA	54 66		
												198	H	SFA	50 64		
												235	A	Texas Southern	77 65		
												236	A	Sam Houston St.	70 78		
												236	H	Sam Houston St.	67 63		
												239	N	Omaha	64 51		
												242	H	Texas St.	66 71		
												246	A	UTSA	50 79		
												287	A	Lamar	70 77		
												287	H	Lamar	77 66		
												304	H	Nicholls St.	80 71		
												313	A	A&M-Corpus Christi	73 59		
												313	H	A&M-Corpus Christi	55 51		
												318	H	Southeastern La.	64 56		
												329	A	Incarnate Word	62 61		
												329	H	Incarnate Word	64 46		
												331	A	New Orleans	71 51		
LAST 12 Division I GAMES:																	
				329	H	Incarnate Word	64 46	287	H	Lamar	77 66						
				313	H	A&M-Corpus Christi	55 51	198	H	SFA	50 64						
				198	A	SFA	54 66	313	A	A&M-Corpus Christi	73 59						
				76	H	Abilene Christian	55 76	236	H	Sam Houston St.	67 63						
				329	A	Incarnate Word	62 61	76	A	Abilene Christian	60 77						
				236	A	Sam Houston St.	70 78	287	A	Lamar	70 77						

Non-Div I Games: Trinity (TX) 60 46 Huston-Tillotson 96 65 Paul Quinn 95 42

Houston Baptist

Loss, Non-Conf, S Site, H Home A Away N Neutral

H
o
w
a
r
d

RPI 1-25					
RPI	S	Opponent	Score		
13	A	Syracuse	48	97	
18	A	Duquesne	62	86	

RPI 26-50					
RPI	S	Opponent	Score		

RPI 51-100					
RPI	S	Opponent	Score		

RPI 101+					
RPI	S	Opponent	Team's RPI: Score		
101	A	Northwestern	49	89	
113	N	Mercer	53	70	
123	A	Arizona	28	65	
154	H	Old Dominion	64	83	
168	A	Xavier	47	70	
170	H	Cornell	76	74	
207	A	Hampton	48	77	
207	H	Hampton	83	77	
218	A	N.C. A&T	70	88	
245	H	Bethune-Cookman	77	81	
250	A	Coppin St.	71	69	
250	H	Coppin St.	67	83	
252	A	Ill.-Chicago	48	75	
256	A	Morgan St.	66	78	
273	A	Georgia St.	58	65	
274	A	UMES	59	62	
274	H	UMES	57	79	
282	H	La Salle	68	71	
293	H	Savannah St.	64	69	
297	H	Florida A&M	53	64	
312	H	South Carolina St.	63	65	
317	A	Mt. St. Mary's	62	49	
322	A	Delaware St.	86	87	
325	H	LIU Brooklyn	72	89	
347	A	Norfolk St.	64	63	
347	H	Norfolk St.	108	110	

LAST 12 Division I GAMES:					
347	A	Norfolk St.	64	63	
207	A	Hampton	48	77	
312	H	South Carolina St.	63	65	
293	H	Savannah St.	64	69	
274	H	UMES	57	79	
250	A	Coppin St.	71	69	
207	H	Hampton	83	77	
347	H	Norfolk St.	108	110	
274	A	UMES	59	62	
256	A	Morgan St.	66	78	
245	H	Bethune-Cookman	77	81	
297	H	Florida A&M	53	64	

Page 119

■ Loss, ■ Non-Conf, S Site, H Home A Away N Neutral

H
o
w
a
r
d

RPI S Opponent Score

Through Games Of March 6, 2016

RPI	S	Opponent	Score
348	A	N.C. Central	68 61

H
o
w
a
r
d

Howard

Average RPI Win:	285	WON-LOST	WINNING	LAST 10	STRENGTH OF	OPP. STRENGTH	TEAM	ADJ.	CONF.	ADJ CONF.
Average RPI Loss:	154	RECORD	PCT. RANK	GAMES	SCHEDULE	OF SCHEDULE	RPI	RPI	RPI	RPI
DIV. I ONLY	5- 23	319	3- 7	154	236	316	316	18	18	
DIV. I NON-CONF.	2- 9	296	0- 0	177	286	301	301	18	18	
TOTALS	RPI 1-25	RPI 26-50	W-L RECORDS	RPI 51-100	RPI 101-150	RPI 150+				
5- 23	0- 0	0- 2	OVERALL	0- 5	1- 7	4- 9				
5- 8	0- 0	0- 1	HOME	0- 2	1- 2	4- 3				
0- 14	0- 0	0- 1	AWAY	0- 2	0- 5	0- 6				
0- 1	0- 0	0- 0	NEUTRAL	0- 1	0- 0	0- 0				
2- 9	0- 0	0- 2	NON-CONFERENCE	0- 0	0- 4	2- 3				
2- 3	0- 0	0- 1	HOME	0- 0	0- 1	2- 1				
0- 6	0- 0	0- 1	AWAY	0- 0	0- 3	0- 2				
0- 0	0- 0	0- 0	NEUTRAL	0- 0	0- 0	0- 0				
3- 14	0- 0	0- 0	CONFERENCE	0- 5	1- 3	2- 6				
3- 5	0- 0	0- 0	HOME	0- 2	1- 1	2- 2				
0- 8	0- 0	0- 0	AWAY	0- 2	0- 2	0- 4				
0- 1	0- 0	0- 0	NEUTRAL	0- 1	0- 0	0- 0				

RPI 1-25			RPI 26-50			RPI 51-100			RPI 101+			Team's RPI: 316			
RPI	S	Opponent	Score	RPI	S	Opponent	Score	RPI	S	Opponent	Score				
				42	A	Ohio	52 79	60	A	South Dakota St.	64 92	124	A	IUPUI	52 63
				45	H	Indiana	72 79	60	H	South Dakota St.	42 61	124	H	IUPUI	50 69
								60	N	South Dakota St.	60 80	138	A	Oral Roberts	59 61
								62	A	South Dakota	60 92	138	H	Oral Roberts	54 48
								62	H	South Dakota	63 90	141	H	Western Mich.	48 70
												143	A	Detroit	63 64
												148	A	Milwaukee	60 73
												150	A	Northern Ky.	64 77
												199	A	Fairfield	62 74
												204	A	Oakland	74 81
												210	H	USC Upstate	81 84
												234	A	Western Ill.	87 88
												234	H	Western Ill.	74 78
												239	A	Omaha	64 71
												239	H	Omaha	58 60
												300	A	Denver	50 53
												300	H	Denver	61 49
												319	H	Kent St.	86 68
												324	A	North Dakota St.	85 94
												324	H	North Dakota St.	85 69
												343	H	Chicago St.	62 51
LAST 12 Division I GAMES:															
				60	N	South Dakota St.	60 80	239	A	Omaha	64 71				
				324	H	North Dakota St.	85 69	234	A	Western Ill.	87 88				
				62	H	South Dakota	63 90	300	H	Denver	61 49				
				124	A	IUPUI	52 63	239	H	Omaha	58 60				
				138	H	Oral Roberts	54 48	324	A	North Dakota St.	85 94				
				60	A	South Dakota St.	64 92	62	A	South Dakota	60 92				

Non-Div I Games: Trine 82 62 Grace (IN) 91 39

IPFW

Loss, Non-Conf, S Site, H Home A Away N Neutral

Average RPI Win: 218	WON-LOST	WINNING	LAST 10	STRENGTH OF	OPP. STRENGTH	TEAM	ADJ.	CONF.	ADJ CONF.
Average RPI Loss: 147	RECORD	PCT. RANK	GAMES	SCHEDULE	OF SCHEDULE	RPI	RPI	RPI	RPI
DIV. I ONLY	18- 10	87	7- 3	219	196	124	124	18	18
DIV. I NON-CONF.	7- 4	110	0- 0	176	137	108	108	18	18
<hr/>									
TOTALS	RPI 1-25	RPI 26-50	W-L RECORDS	RPI 51-100	RPI 101-150	RPI 150+			
18- 10	0- 1	0- 0	OVERALL	4- 4	2- 1	12- 4			
9- 3	0- 0	0- 0	HOME	3- 2	0- 1	6- 0			
8- 6	0- 1	0- 0	AWAY	1- 2	2- 0	5- 3			
1- 1	0- 0	0- 0	NEUTRAL	0- 0	0- 0	1- 1			
7- 4	0- 1	0- 0	NON-CONFERENCE	3- 1	1- 0	3- 2			
3- 1	0- 0	0- 0	HOME	2- 1	0- 0	1- 0			
3- 3	0- 1	0- 0	AWAY	1- 0	1- 0	1- 2			
1- 0	0- 0	0- 0	NEUTRAL	0- 0	0- 0	1- 0			
11- 6	0- 0	0- 0	CONFERENCE	1- 3	1- 1	9- 2			
6- 2	0- 0	0- 0	HOME	1- 1	0- 1	5- 0			
5- 3	0- 0	0- 0	AWAY	0- 2	1- 0	4- 1			
0- 1	0- 0	0- 0	NEUTRAL	0- 0	0- 0	0- 1			

RPI 1-25				RPI 26-50				RPI 51-100				RPI 101+ Team's RPI: 124			
RPI	S	Opponent	Score	RPI	S	Opponent	Score	RPI	S	Opponent	Score	RPI	S	Opponent	Score
14	A	Louisville	61 70					60	A	South Dakota St.	66 68	138	A	Oral Roberts	57 54
								60	H	South Dakota St.	63 60	138	H	Oral Roberts	47 52
								62	A	South Dakota	59 65	145	A	SIUE	85 67
								62	H	South Dakota	63 74	198	N	SFA	62 55
								71	H	VCU	70 69	225	H	Indiana St.	68 43
								72	H	Georgia Tech	50 60	234	A	Western Ill.	68 60
								78	H	Belmont	62 59	234	H	Western Ill.	96 87
								97	A	Marquette	60 55	239	A	Omaha	54 57
												239	H	Omaha	75 59
												239	N	Omaha	51 62
												240	A	North Texas	67 68
												300	A	Denver	67 54
												300	H	Denver	81 75
												316	A	IPFW	69 50
												316	H	IPFW	63 52
												324	A	North Dakota St.	64 63
												324	H	North Dakota St.	67 44
												330	A	Evansville	68 62
												340	A	Eastern Ill.	71 77
<hr/>															
LAST 12 Division I GAMES:															
				239	N	Omaha	51 62					324	A	North Dakota St.	64 63
				62	H	South Dakota	63 74					234	H	Western Ill.	96 87
				60	H	South Dakota St.	63 60					138	A	Oral Roberts	57 54
				316	H	IPFW	63 52					300	H	Denver	81 75
				239	A	Omaha	54 57					62	A	South Dakota	59 65
				300	A	Denver	67 54					60	A	South Dakota St.	66 68

Non-Div I Games: Oakland City 104 30 Ind.-Southeast 99 50

IUPUI

Loss, Non-Conf, S Site, H Home A Away N Neutral

Idaho

Through Games Of March 6, 2016

Average RPI Win: 233	WON-LOST	WINNING	LAST 10	STRENGTH OF	OPP. STRENGTH	TEAM	ADJ.	CONF.	ADJ CONF.
Average RPI Loss: 128	RECORD	PCT. RANK	GAMES	SCHEDULE	OF SCHEDULE	RPI	RPI	RPI	RPI
DIV. I ONLY	19- 9	74	7- 3	275	168	135	135	19	19
DIV. I NON-CONF.	6- 4	125	0- 0	190	101	150	150	23	23
TOTALS	RPI 1-25	RPI 26-50	W-L RECORDS	RPI 51-100	RPI 101-150	RPI 150+			
19- 9	0- 1	0- 1	OVERALL	2- 1	1- 1	16- 5			
11- 3	0- 0	0- 0	HOME	1- 1	0- 0	10- 2			
6- 5	0- 1	0- 0	AWAY	1- 0	0- 1	5- 3			
2- 1	0- 0	0- 1	NEUTRAL	0- 0	1- 0	1- 0			
6- 4	0- 1	0- 1	NON-CONFERENCE	0- 1	1- 1	5- 0			
4- 1	0- 0	0- 0	HOME	0- 1	0- 0	4- 0			
0- 2	0- 1	0- 0	AWAY	0- 0	0- 1	0- 0			
2- 1	0- 0	0- 1	NEUTRAL	0- 0	1- 0	1- 0			
13- 5	0- 0	0- 0	CONFERENCE	2- 0	0- 0	11- 5			
7- 2	0- 0	0- 0	HOME	1- 0	0- 0	6- 2			
6- 3	0- 0	0- 0	AWAY	1- 0	0- 0	5- 3			
0- 0	0- 0	0- 0	NEUTRAL	0- 0	0- 0	0- 0			

RPI 1-25				RPI 26-50				RPI 51-100				RPI 101+ Team's RPI: 135			
RPI	S	Opponent	Score	RPI	S	Opponent	Score	RPI	S	Opponent	Score	RPI	S	Opponent	Score
5	A	Oregon St.	44 69	47	N	Duke	68 74	76	H	Abilene Christian	59 71	127	N	Iowa St.	97 65
								94	A	North Dakota	65 59	137	A	Texas Tech	62 78
								94	H	North Dakota	92 65	151	H	Montana St.	59 62
												162	H	Montana	78 61
												167	A	Sacramento St.	98 88
												167	H	Sacramento St.	107 60
												173	A	Northern Colo.	68 70
												173	H	Northern Colo.	66 56
												181	A	Eastern Wash.	70 84
												181	H	Eastern Wash.	66 74
												182	A	Weber St.	77 70
												201	A	Idaho St.	68 89
												242	N	Texas St.	75 55
												244	H	Wyoming	61 57
												267	H	UC Santa Barbara	64 42
												271	H	Seattle	64 60
												298	H	CSUN	106 50
												310	A	Northern Ariz.	72 51
												310	H	Northern Ariz.	76 59
												323	A	Portland St.	94 65
												323	H	Portland St.	84 63
												335	A	Southern Utah	62 51
												335	H	Southern Utah	93 48
LAST 12 Division I GAMES:															
201	A	Idaho St.	68 89	173	A	Northern Colo.	68 70	310	H	Northern Ariz.	76 59				
182	A	Weber St.	77 70	335	H	Southern Utah	93 48	323	A	Portland St.	94 65				
181	A	Eastern Wash.	70 84	167	H	Sacramento St.	107 60	167	A	Sacramento St.	98 88				
323	H	Portland St.	84 63	94	A	North Dakota	65 59	151	H	Montana St.	59 62				

Non-Div I Games: Carroll (MT) 75 47 Northwest Chrst. 71 48

Idaho

Loss, Non-Conf, S Site, H Home A Away N Neutral

Average RPI Win:	247	WON-LOST	WINNING	LAST 10	STRENGTH OF	OPP. STRENGTH	TEAM	ADJ.	CONF.	ADJ CONF.
Average RPI Loss:	140	RECORD	PCT. RANK	GAMES	SCHEDULE	OF SCHEDULE	RPI	RPI	RPI	RPI
DIV. I ONLY	13- 14	182	5- 5	259	184	201	201	19	19	
DIV. I NON-CONF.	5- 4	138	0- 1	99	118	83	83	23	23	
TOTALS	RPI 1-25	RPI 26-50	W-L RECORDS	RPI 51-100	RPI 101-150	RPI 150+				
13- 14	0- 1	0- 1	OVERALL	0- 2	2- 2	11- 8				
7- 4	0- 0	0- 0	HOME	0- 1	1- 0	6- 3				
5- 10	0- 1	0- 1	AWAY	0- 1	1- 2	4- 5				
1- 0	0- 0	0- 0	NEUTRAL	0- 0	0- 0	1- 0				
5- 4	0- 1	0- 1	NON-CONFERENCE	0- 0	1- 2	4- 0				
2- 0	0- 0	0- 0	HOME	0- 0	0- 0	2- 0				
2- 4	0- 1	0- 1	AWAY	0- 0	1- 2	1- 0				
1- 0	0- 0	0- 0	NEUTRAL	0- 0	0- 0	1- 0				
8- 10	0- 0	0- 0	CONFERENCE	0- 2	1- 0	7- 8				
5- 4	0- 0	0- 0	HOME	0- 1	1- 0	4- 3				
3- 6	0- 0	0- 0	AWAY	0- 1	0- 0	3- 5				
0- 0	0- 0	0- 0	NEUTRAL	0- 0	0- 0	0- 0				

RPI 1-25				RPI 26-50				RPI 51-100				RPI 101+ Team's RPI: 201			
RPI	S	Opponent	Score	RPI	S	Opponent	Score	RPI	S	Opponent	Score	RPI	S	Opponent	Score
17	A	Michigan St.	60 79	31	A	UTEP	54 67	94	A	North Dakota	42 45	101	A	Northwestern	36 72
								94	H	North Dakota	57 60	135	H	Idaho	89 68
												137	A	Texas Tech	64 79
												149	A	Boise St.	80 77
												151	A	Montana St.	80 82
												162	A	Montana	47 62
												167	A	Sacramento St.	62 83
												167	H	Sacramento St.	59 68
												173	A	Northern Colo.	47 48
												173	H	Northern Colo.	59 61
												181	H	Eastern Wash.	71 62
												182	A	Weber St.	58 57
												182	H	Weber St.	46 61
												211	A	Utah Valley	56 47
												224	H	Utah St.	81 67
												231	N	Southeast Mo. St.	65 64
												271	H	Seattle	83 67
												310	A	Northern Ariz.	62 63
												310	H	Northern Ariz.	71 61
												323	A	Portland St.	64 42
												323	H	Portland St.	71 70
												335	A	Southern Utah	71 67
												335	H	Southern Utah	64 47
LAST 12 Division I GAMES:															
				31	A	UTEP	54 67	310	H	Northern Ariz.	71 61				
				135	H	Idaho	89 68	167	A	Sacramento St.	62 83				
				181	H	Eastern Wash.	71 62	323	A	Portland St.	64 42				
				151	A	Montana St.	80 82	173	H	Northern Colo.	59 61				
				162	A	Montana	47 62	94	H	North Dakota	57 60				
				335	H	Southern Utah	64 47	310	A	Northern Ariz.	62 63				

Non-Div I Games: Colo. Christian 82 56 Montana Tech 82 55

Idaho St.

Loss, Non-Conf, S Site, H Home A Away N Neutral

Average RPI Win:	267	WON-LOST	WINNING	LAST 10	STRENGTH OF	OPP. STRENGTH	TEAM	ADJ.	CONF.	ADJ CONF.
Average RPI Loss:	137	RECORD	PCT. RANK	GAMES	SCHEDULE	OF SCHEDULE	RPI	RPI	RPI	RPI
DIV. I ONLY	12- 17	225	2- 8	273	180	252	252	14	14	
DIV. I NON-CONF.	9- 2	37	0- 0	342	300	173	173	16	16	
TOTALS	RPI 1-25	RPI 26-50	W-L RECORDS	RPI 51-100	RPI 101-150	RPI 150+				
12- 17	0- 2	0- 0	OVERALL	1- 1	1- 10	10- 4				
5- 9	0- 1	0- 0	HOME	1- 0	0- 6	4- 2				
7- 8	0- 1	0- 0	AWAY	0- 1	1- 4	6- 2				
0- 0	0- 0	0- 0	NEUTRAL	0- 0	0- 0	0- 0				
9- 2	0- 0	0- 0	NON-CONFERENCE	1- 1	0- 1	8- 0				
4- 1	0- 0	0- 0	HOME	1- 0	0- 1	3- 0				
5- 1	0- 0	0- 0	AWAY	0- 1	0- 0	5- 0				
0- 0	0- 0	0- 0	NEUTRAL	0- 0	0- 0	0- 0				
3- 15	0- 2	0- 0	CONFERENCE	0- 0	1- 9	2- 4				
1- 8	0- 1	0- 0	HOME	0- 0	0- 5	1- 2				
2- 7	0- 1	0- 0	AWAY	0- 0	1- 4	1- 2				
0- 0	0- 0	0- 0	NEUTRAL	0- 0	0- 0	0- 0				

RPI 1-25				RPI 26-50				RPI 51-100				RPI 101+ Team's RPI: 252			
RPI	S	Opponent	Score	RPI	S	Opponent	Score	RPI	S	Opponent	Score	RPI	S	Opponent	Score
25	A	Green Bay	22 64					64	A	Purdue	51 62	102	A	Wright St.	62 73
25	H	Green Bay	40 58					70	H	Central Mich.	66 63	102	H	Wright St.	72 80
												105	H	Toledo	51 60
												126	A	Youngstown St.	41 62
												126	H	Youngstown St.	64 69
												143	A	Detroit	65 51
												143	H	Detroit	80 89
												148	A	Milwaukee	53 54
												148	H	Milwaukee	56 62
												150	A	Northern Ky.	53 55
												150	H	Northern Ky.	61 72
												204	A	Oakland	73 78
												204	H	Oakland	76 78
												234	A	Western Ill.	78 70
												241	A	Valparaiso	54 50
												241	H	Valparaiso	74 80
												261	A	Cleveland St.	69 72
												261	H	Cleveland St.	80 62
												300	A	Denver	56 46
												303	A	Bradley	66 56
												314	A	Illinois St.	74 65
												321	H	Nevada	70 55
												332	H	Howard	75 48
												340	H	Eastern Ill.	66 54
												343	A	Chicago St.	51 47
LAST 12 Division I GAMES:															
241	H	Valparaiso	74 80	143	A	Detroit	65 51								
126	A	Youngstown St.	41 62	102	H	Wright St.	72 80								
261	A	Cleveland St.	69 72	150	H	Northern Ky.	61 72								
148	H	Milwaukee	56 62	241	A	Valparaiso	54 50								
25	H	Green Bay	40 58	261	H	Cleveland St.	80 62								
204	A	Oakland	73 78	126	H	Youngstown St.	64 69								

Non-Div I Games:

Ill.-Chicago

■ Loss,
 ■ Non-Conf, S Site,
 ■ Home
 ■ Away
 N Neutral

Illinois

Through Games Of March 6, 2016

Average RPI Win:	174	WON-LOST	WINNING	LAST 10	STRENGTH OF	OPP. STRENGTH	TEAM	ADJ.	CONF.	ADJ CONF.
Average RPI Loss:	61	RECORD	PCT. RANK	GAMES	SCHEDULE	OF SCHEDULE	RPI	RPI	RPI	RPI
DIV. I ONLY	9- 21	279	1- 9	22	57	180	180	5	5	
DIV. I NON-CONF.	7- 4	110	0- 0	13	233	81	81	4	4	
TOTALS	RPI 1-25	RPI 26-50	W-L RECORDS	RPI 51-100	RPI 101-150	RPI 150+				
9- 21	0- 4	1- 4	OVERALL	1- 9	2- 4	5- 0				
8- 10	0- 3	1- 2	HOME	1- 3	2- 2	4- 0				
1- 10	0- 1	0- 2	AWAY	0- 6	0- 1	1- 0				
0- 1	0- 0	0- 0	NEUTRAL	0- 0	0- 1	0- 0				
7- 4	0- 0	1- 2	NON-CONFERENCE	1- 1	2- 1	3- 0				
7- 2	0- 0	1- 1	HOME	1- 1	2- 0	3- 0				
0- 2	0- 0	0- 1	AWAY	0- 0	0- 1	0- 0				
0- 0	0- 0	0- 0	NEUTRAL	0- 0	0- 0	0- 0				
2- 17	0- 4	0- 2	CONFERENCE	0- 8	0- 3	2- 0				
1- 8	0- 3	0- 1	HOME	0- 2	0- 2	1- 0				
1- 8	0- 1	0- 1	AWAY	0- 6	0- 0	1- 0				
0- 1	0- 0	0- 0	NEUTRAL	0- 0	0- 1	0- 0				

RPI	S	Opponent	Score	RPI	S	Opponent	Score	RPI	S	Opponent	Score	RPI	S	Opponent	Score	Team's RPI: 180
7	A	Ohio St.	74 117	26	H	George Washington	57 70	52	A	Rutgers	54 67	101	H	Northwestern	59 69	
7	H	Ohio St.	70 80	28	A	Miami (FL)	64 73	52	H	Rutgers	56 63	104	H	UT Martin	94 74	
8	H	Maryland	63 79	42	H	Ohio	62 53	58	A	Iowa	56 61	110	A	Memphis	75 81	
17	H	Michigan St.	43 71	45	A	Indiana	66 68	62	H	South Dakota	76 85	130	H	Penn St.	56 65	
				45	H	Indiana	68 80	64	A	Purdue	65 69	130	N	Penn St.	66 75	
								70	H	Central Mich.	74 69	136	H	Southern Ill.	78 64	
								75	A	Michigan	83 96	195	A	Wisconsin	76 56	
								80	A	Minnesota	77 82	195	H	Wisconsin	71 65	
								80	H	Minnesota	75 106	220	H	Lehigh	76 67	
								95	A	Nebraska	57 73	258	H	Tennessee St.	98 43	
												343	H	Chicago St.	67 36	
LAST 12 Division I GAMES:																
130	N	Penn St.	66 75	45	H	Indiana	68 80	75	A	Michigan	83 96	101	H	Northwestern	59 69	
58	A	Iowa	56 61	75	A	Michigan	83 96	7	H	Ohio St.	70 80	80	A	Minnesota	77 82	
17	H	Michigan St.	43 71	101	H	Northwestern	59 69	130	H	Penn St.	56 65					
7	A	Ohio St.	74 117													
195	A	Wisconsin	76 56													
52	H	Rutgers	56 63													

Non-Div I Games:

Illinois

Loss, Non-Conf, S Site, H Home A Away N Neutral

Average RPI Win:	297	WON-LOST	WINNING	LAST 10	STRENGTH OF	OPP. STRENGTH	TEAM	ADJ.	CONF.	ADJ CONF.
Average RPI Loss:	168	RECORD	PCT. RANK	GAMES	SCHEDULE	OF SCHEDULE	RPI	RPI	RPI	RPI
DIV. I ONLY	8- 21	288	3- 7	294	225	314	314	21	21	
DIV. I NON-CONF.	2- 9	296	0- 0	307	275	341	341	17	17	
TOTALS	RPI 1-25	RPI 26-50	W-L RECORDS	RPI 51-100	RPI 101-150	RPI 150+				
8- 21	0- 1	0- 0	OVERALL	0- 6	0- 3	8- 11				
6- 8	0- 0	0- 0	HOME	0- 3	0- 2	6- 3				
2- 11	0- 1	0- 0	AWAY	0- 3	0- 1	2- 6				
0- 2	0- 0	0- 0	NEUTRAL	0- 0	0- 0	0- 2				
2- 9	0- 1	0- 0	NON-CONFERENCE	0- 0	0- 1	2- 7				
2- 3	0- 0	0- 0	HOME	0- 0	0- 1	2- 2				
0- 4	0- 1	0- 0	AWAY	0- 0	0- 0	0- 3				
0- 2	0- 0	0- 0	NEUTRAL	0- 0	0- 0	0- 2				
6- 12	0- 0	0- 0	CONFERENCE	0- 6	0- 2	6- 4				
4- 5	0- 0	0- 0	HOME	0- 3	0- 1	4- 1				
2- 7	0- 0	0- 0	AWAY	0- 3	0- 1	2- 3				
0- 0	0- 0	0- 0	NEUTRAL	0- 0	0- 0	0- 0				

RPI 1-25				RPI 26-50				RPI 51-100				RPI 101+				Team's RPI: 314	
RPI	S	Opponent	Score	RPI	S	Opponent	Score	RPI	S	Opponent	Score	RPI	S	Opponent	Score		
20	A	DePaul	41 89					91	A	Missouri St.	41 70	136	A	Southern Ill.	71 76		
								91	H	Missouri St.	51 73	136	H	Southern Ill.	55 68		
								96	A	UNI	51 65	145	H	SIUE	57 65		
								96	H	UNI	35 61	156	A	Yale	47 60		
								98	A	Drake	41 76	174	A	Loyola Chicago	61 73		
								98	H	Drake	58 98	174	H	Loyola Chicago	41 57		
												225	A	Indiana St.	56 63		
												225	H	Indiana St.	73 62		
												234	H	Western Ill.	64 79		
												239	N	Omaha	56 60		
												246	A	UTSA	51 77		
												252	H	Ill.-Chicago	65 74		
												257	A	Bowling Green	52 70		
												260	N	Northern Ill.	59 68		
												264	H	Murray St.	81 76		
												291	A	Wichita St.	53 49		
												291	H	Wichita St.	70 49		
												303	A	Bradley	38 52		
												303	H	Bradley	54 49		
												330	A	Evansville	64 57		
												330	H	Evansville	65 59		
												343	H	Chicago St.	57 53		
LAST 12 Division I GAMES:																	
				91	A	Missouri St.	41 70					96	H	UNI	35 61		
				291	A	Wichita St.	53 49					98	H	Drake	58 98		
				330	H	Evansville	65 59					225	H	Indiana St.	73 62		
				136	H	Southern Ill.	55 68					136	A	Southern Ill.	71 76		
				303	A	Bradley	38 52					330	A	Evansville	64 57		
				174	A	Loyola Chicago	61 73					174	H	Loyola Chicago	41 57		

Non-Div I Games:

Illinois St.

Loss, Non-Conf, S Site, H Home A Away N Neutral

Incarnate Word

Through Games Of March 6, 2016

Average RPI Win:	255	WON-LOST	WINNING	LAST 10	STRENGTH OF	OPP. STRENGTH	TEAM	ADJ.	CONF.	ADJ CONF.
Average RPI Loss:	204	RECORD	PCT. RANK	GAMES	SCHEDULE	OF SCHEDULE	RPI	RPI	RPI	RPI
DIV. I ONLY	3- 22	337	1- 9	261	307	329	329	25	25	
DIV. I NON-CONF.	0- 7	338	0- 0	175	255	332	332	26	26	
TOTALS	RPI 1-25	RPI 26-50	W-L RECORDS	RPI 51-100	RPI 101-150	RPI 150+				
3- 22	0- 0	0- 1	OVERALL	0- 4	1- 2	2- 15				
0- 12	0- 0	0- 0	HOME	0- 2	0- 1	0- 9				
3- 10	0- 0	0- 1	AWAY	0- 2	1- 1	2- 6				
0- 0	0- 0	0- 0	NEUTRAL	0- 0	0- 0	0- 0				
0- 7	0- 0	0- 1	NON-CONFERENCE	0- 1	0- 1	0- 4				
0- 3	0- 0	0- 0	HOME	0- 0	0- 0	0- 3				
0- 4	0- 0	0- 1	AWAY	0- 1	0- 1	0- 1				
0- 0	0- 0	0- 0	NEUTRAL	0- 0	0- 0	0- 0				
3- 15	0- 0	0- 0	CONFERENCE	0- 3	1- 1	2- 11				
0- 9	0- 0	0- 0	HOME	0- 2	0- 1	0- 6				
3- 6	0- 0	0- 0	AWAY	0- 1	1- 0	2- 5				
0- 0	0- 0	0- 0	NEUTRAL	0- 0	0- 0	0- 0				

RPI S	Opponent	Score	RPI S	Opponent	Score	RPI S	Opponent	Score	RPI S	Opponent	Score	Team's RPI: 329
44	A Colorado St.	37 60	64	A Purdue	27 95	114	H Northwestern St.	48 53				
			76	A Abilene Christian	58 66	137	A Texas Tech	55 70				
			76	H Abilene Christian	71 86	144	A McNeese St.	68 55				
			99	H Central Ark.	57 76	191	A UTRGV	47 60				
						191	H UTRGV	50 68				
						198	A SFA	62 74				
						198	H SFA	66 82				
						236	H Sam Houston St.	60 65				
						240	H North Texas	55 62				
						248	A Houston Baptist	46 64				
						248	H Houston Baptist	61 62				
						285	H Houston	51 67				
						287	A Lamar	49 59				
						287	H Lamar	61 67				
						304	A Nicholls St.	63 61				
						304	H Nicholls St.	64 66				
						313	A A&M-Corpus Christi	55 69				
						313	H A&M-Corpus Christi	56 57				
						318	A Southeastern La.	70 66				
						331	A New Orleans	49 55				
LAST 12 Division I GAMES:												
248	A Houston Baptist	46 64	99	H Central Ark.	57 76							
76	A Abilene Christian	58 66	198	A SFA	62 74							
287	H Lamar	61 67	287	A Lamar	49 59							
198	H SFA	66 82	304	A Nicholls St.	63 61							
313	A A&M-Corpus Christi	55 69	304	H Nicholls St.	64 66							
248	H Houston Baptist	61 62	313	H A&M-Corpus Christi	56 57							

Non-Div I Games: LSU-Alexandria 96 59 Howard Payne 78 65 Sul Ross St. 54 35 Trinity (TX) 55 61 Incarnate Word

Loss, Non-Conf, S Site, H Home A Away N Neutral

Indiana

Through Games Of March 6, 2016

Average RPI Win:	135	WON-LOST	WINNING	LAST 10	STRENGTH OF	OPP. STRENGTH	TEAM	ADJ.	CONF.	ADJ CONF.
Average RPI Loss:	57	RECORD	PCT. RANK	GAMES	SCHEDULE	OF SCHEDULE	RPI	RPI	RPI	RPI
DIV. I ONLY	20- 11	83	7- 3	60	28	45	45	5	5	
DIV. I NON-CONF.	8- 4	99	0- 0	52	55	60	60	4	4	
TOTALS	RPI 1-25	RPI 26-50	W-L RECORDS	RPI 51-100	RPI 101-150	RPI 150+				
20- 11	1- 4	1- 2	OVERALL	7- 3	3- 1	8- 1				
14- 0	1- 0	1- 0	HOME	6- 0	2- 0	4- 0				
5- 7	0- 3	0- 0	AWAY	1- 3	1- 0	3- 1				
1- 4	0- 1	0- 2	NEUTRAL	0- 0	0- 1	1- 0				
8- 4	0- 2	1- 2	NON-CONFERENCE	1- 0	1- 0	5- 0				
5- 0	0- 0	1- 0	HOME	1- 0	1- 0	2- 0				
2- 1	0- 1	0- 0	AWAY	0- 0	0- 0	2- 0				
1- 3	0- 1	0- 2	NEUTRAL	0- 0	0- 0	1- 0				
12- 7	1- 2	0- 0	CONFERENCE	6- 3	2- 1	3- 1				
9- 0	1- 0	0- 0	HOME	5- 0	1- 0	2- 0				
3- 6	0- 2	0- 0	AWAY	1- 3	1- 0	1- 1				
0- 1	0- 0	0- 0	NEUTRAL	0- 0	0- 1	0- 0				

RPI 1-25				RPI 26-50				Team's RPI: 45				RPI 51-100				RPI 101+			
RPI	S	Opponent	Score	RPI	S	Opponent	Score	RPI	S	Opponent	Score	RPI	S	Opponent	Score	RPI	S	Opponent	Score
7	A	Ohio St.	70 97	28	N	Miami (FL)	75 89	52	H	Rutgers	64 48	101	A	Northwestern	91 84				
8	A	Maryland	63 86	41	H	Chattanooga	54 43	58	A	Iowa	73 76	101	N	Northwestern	73 79				
17	H	Michigan St.	81 65	42	N	Ohio	56 63	58	H	Iowa	79 74	112	H	Samford	65 56				
20	A	DePaul	69 84					64	A	Purdue	53 63	130	H	Penn St.	76 55				
22	N	West Virginia	64 75					72	H	Georgia Tech	69 60	156	H	Yale	76 60				
								75	H	Michigan	77 69	180	A	Illinois	80 68				
								80	A	Minnesota	76 78	180	H	Illinois	68 66				
								80	H	Minnesota	93 79	195	A	Wisconsin	69 73				
								95	A	Nebraska	79 68	195	H	Wisconsin	67 57				
								95	H	Nebraska	59 47	225	A	Indiana St.	53 50				
												258	H	Tennessee St.	88 56				
												269	N	Austin Peay	90 58				
												316	A	IPFW	79 72				
LAST 12 Division I GAMES:																			
101	N	Northwestern	73 79	180	A	Illinois	80 68												
130	H	Penn St.	76 55	95	H	Nebraska	59 47												
95	A	Nebraska	79 68	58	H	Iowa	79 74												
58	A	Iowa	73 76	8	A	Maryland	63 86												
80	H	Minnesota	93 79	52	H	Rutgers	64 48												
195	H	Wisconsin	67 57	101	A	Northwestern	91 84												

Non-Div I Games:

Indiana

■ Loss,
 ■ Non-Conf,
 ■ S Site,
 ■ H Home
 ■ A Away
 N Neutral

Average RPI Win:	256	WON-LOST	WINNING	LAST 10	STRENGTH OF	OPP. STRENGTH	TEAM	ADJ.	CONF.	ADJ CONF.
Average RPI Loss:	139	RECORD	PCT. RANK	GAMES	SCHEDULE	OF SCHEDULE	RPI	RPI	RPI	RPI
DIV. I ONLY	13- 16	204	5- 5	239	218	225	225	21	21	
DIV. I NON-CONF.	4- 7	222	0- 0	187	226	224	224	17	17	
TOTALS	RPI 1-25	RPI 26-50	W-L RECORDS	RPI 51-100	RPI 101-150	RPI 150+				
13- 16	0- 0	0- 1	OVERALL	1- 7	0- 4	12- 4				
8- 6	0- 0	0- 1	HOME	1- 3	0- 1	7- 1				
5- 9	0- 0	0- 0	AWAY	0- 4	0- 3	5- 2				
0- 1	0- 0	0- 0	NEUTRAL	0- 0	0- 0	0- 1				
4- 7	0- 0	0- 1	NON-CONFERENCE	0- 2	0- 2	4- 2				
2- 3	0- 0	0- 1	HOME	0- 1	0- 0	2- 1				
2- 3	0- 0	0- 0	AWAY	0- 1	0- 2	2- 0				
0- 1	0- 0	0- 0	NEUTRAL	0- 0	0- 0	0- 1				
9- 9	0- 0	0- 0	CONFERENCE	1- 5	0- 2	8- 2				
6- 3	0- 0	0- 0	HOME	1- 2	0- 1	5- 0				
3- 6	0- 0	0- 0	AWAY	0- 3	0- 1	3- 2				
0- 0	0- 0	0- 0	NEUTRAL	0- 0	0- 0	0- 0				

RPI 1-25			RPI 26-50			RPI 51-100			RPI 101+ Team's RPI: 225		
RPI	S	Opponent	Score	RPI	S	Opponent	Score	RPI	S	Opponent	Score
				45	H	Indiana	50 53	54	H	Saint Louis	52 62
								70	A	Central Mich.	65 85
								91	A	Missouri St.	41 75
								91	H	Missouri St.	51 59
								96	A	UNI	42 53
								96	H	UNI	45 61
								98	A	Drake	55 80
								98	H	Drake	68 53

Non-Div I Games:

Indiana St.

Average RPI Win:	238	WON-LOST	WINNING	LAST 10	STRENGTH OF	OPP. STRENGTH	TEAM	ADJ.	CONF.	ADJ CONF.
Average RPI Loss:	113	RECORD	PCT. RANK	GAMES	SCHEDULE	OF SCHEDULE	RPI	RPI	RPI	RPI
DIV. I ONLY	22- 11	77	8- 2	214	186	111	111	23	23	
DIV. I NON-CONF.	4- 7	222	0- 0	134	33	184	184	22	22	
TOTALS	RPI 1-25	RPI 26-50	W-L RECORDS	RPI 51-100	RPI 101-150	RPI 150+				
22- 11	0- 0	0- 1	OVERALL	0- 5	1- 0	21- 5				
11- 2	0- 0	0- 0	HOME	0- 2	0- 0	11- 0				
9- 7	0- 0	0- 1	AWAY	0- 2	1- 0	8- 4				
2- 2	0- 0	0- 0	NEUTRAL	0- 1	0- 0	2- 1				
4- 7	0- 0	0- 1	NON-CONFERENCE	0- 3	1- 0	3- 3				
2- 1	0- 0	0- 0	HOME	0- 1	0- 0	2- 0				
1- 4	0- 0	0- 1	AWAY	0- 1	1- 0	0- 2				
1- 2	0- 0	0- 0	NEUTRAL	0- 1	0- 0	1- 1				
18- 4	0- 0	0- 0	CONFERENCE	0- 2	0- 0	18- 2				
9- 1	0- 0	0- 0	HOME	0- 1	0- 0	9- 0				
8- 3	0- 0	0- 0	AWAY	0- 1	0- 0	8- 2				
1- 0	0- 0	0- 0	NEUTRAL	0- 0	0- 0	1- 0				

RPI S	Opponent	Score	RPI S	Opponent	Score	RPI S	Opponent	Score	RPI S	Opponent	Score	Team's RPI: 111
26	A George Washington	65 70	52	A Rutgers	33 58	115	A Saint Joseph's	81 75				
			55	N Southern California	56 76	153	A North Carolina	52 64				
			71	H VCU	58 74	156	N Yale	48 63				
			81	A Quinnipiac	61 62	157	A Stony Brook	53 58				
			81	H Quinnipiac	53 69	161	A Marist	61 62				
						161	H Marist	69 49				
						161	N Marist	57 53				
						166	H ETSU	56 50				
						199	A Fairfield	56 46				
						199	H Fairfield	69 53				
						223	A Canisius	79 76				
						223	H Canisius	79 56				
						229	A Siena	64 47				
						229	A Siena	64 51				
						229	H Siena	63 51				
						240	H North Texas	62 51				
						243	A Monmouth	64 49				
						243	H Monmouth	68 56				
						247	A Manhattan	56 63				
						247	H Manhattan	67 56				
						284	A Rider	67 48				
						284	H Rider	59 46				
						289	A Niagara	73 52				
						289	H Niagara	73 46				
						315	N Fairleigh Dickinson	77 54				
						338	A Saint Peter's	65 51				
LAST 12 Division I GAMES:												
161	N Marist	57 53	81	A Quinnipiac	61 62							
229	A Siena	64 47	229	A Siena	64 51							
81	H Quinnipiac	53 69	284	A Rider	67 48							
199	H Fairfield	69 53	243	H Monmouth	68 56							
338	H Saint Peter's	64 50	223	A Canisius	79 76							
229	H Siena	63 51	289	A Niagara	73 52							

Non-Div I Games:

Iona

■ Loss,
■ Non-Conf,
■ S Site,
■ H Home
■ A Away
N Neutral

RPI	S	Opponent	Score
338	H	Saint Peter's	64 50

Iona

Average RPI Win:	132	WON-LOST	WINNING	LAST 10	STRENGTH OF	OPP. STRENGTH	TEAM	ADJ.	CONF.	ADJ CONF.
Average RPI Loss:	56	RECORD	PCT. RANK	GAMES	SCHEDULE	OF SCHEDULE	RPI	RPI	RPI	RPI
DIV. I ONLY	19- 13	119	4- 6	29	55	58	58	5	5	
DIV. I NON-CONF.	10- 2	33	0- 0	65	197	24	24	4	4	
TOTALS	RPI 1-25	RPI 26-50	W-L RECORDS	RPI 51-100	RPI 101-150	RPI 150+				
19- 13	0- 5	1- 2	OVERALL	8- 3	4- 3	6- 0				
11- 4	0- 3	1- 0	HOME	5- 0	1- 1	4- 0				
5- 7	0- 1	0- 1	AWAY	2- 3	2- 2	1- 0				
3- 2	0- 1	0- 1	NEUTRAL	1- 0	1- 0	1- 0				
10- 2	0- 0	0- 1	NON-CONFERENCE	3- 0	3- 1	4- 0				
6- 0	0- 0	0- 0	HOME	2- 0	1- 0	3- 0				
2- 1	0- 0	0- 0	AWAY	1- 0	1- 1	0- 0				
2- 1	0- 0	0- 1	NEUTRAL	0- 0	1- 0	1- 0				
9- 11	0- 5	1- 1	CONFERENCE	5- 3	1- 2	2- 0				
5- 4	0- 3	1- 0	HOME	3- 0	0- 1	1- 0				
3- 6	0- 1	0- 1	AWAY	1- 3	1- 1	1- 0				
1- 1	0- 1	0- 0	NEUTRAL	1- 0	0- 0	0- 0				

RPI	S	Opponent	Score	RPI	S	Opponent	Score	RPI	S	Opponent	Score	RPI	S	Opponent	Score
7	H	Ohio St.	81 98	26	N	George Washington	77 81	52	H	Rutgers	69 65	101	A	Northwestern	79 64
8	H	Maryland	56 76	45	A	Indiana	74 79	64	A	Purdue	73 90	102	N	Wright St.	83 77
8	N	Maryland	55 75	45	H	Indiana	76 73	64	H	Purdue	63 55	104	H	UT Martin	62 56
17	A	Michigan St.	73 80					75	A	Michigan	75 82	108	A	Virginia	85 73
17	H	Michigan St.	69 74					75	H	Michigan	85 69	127	A	Iowa St.	66 69
								75	N	Michigan	97 85	130	A	Penn St.	68 81
								80	A	Minnesota	76 78	130	H	Penn St.	69 82
								94	H	North Dakota	83 61	180	H	Illinois	61 56
								95	A	Nebraska	74 68	195	A	Wisconsin	57 54
								96	A	UNI	80 65	209	H	Robert Morris	69 50
								98	H	Drake	89 76	234	H	Western Ill.	96 81
												285	N	Houston	64 50
												303	H	Bradley	60 53
LAST 12 Division I GAMES:															
		8 N Maryland	55 75			80 A Minnesota	76 78								
		75 N Michigan	97 85			7 H Ohio St.	81 98								
		180 H Illinois	61 56			17 H Michigan St.	69 74								
		130 A Penn St.	68 81			45 A Indiana	74 79								
		45 H Indiana	76 73			101 A Northwestern	79 64								
		64 H Purdue	63 55			75 H Michigan	85 69								

Non-Div I Games:

Iowa

Average RPI Win:	180	WON-LOST	WINNING	LAST 10	STRENGTH OF	OPP. STRENGTH	TEAM	ADJ.	CONF.	ADJ CONF.
Average RPI Loss:	57	RECORD	PCT. RANK	GAMES	SCHEDULE	OF SCHEDULE	RPI	RPI	RPI	RPI
DIV. I ONLY	13- 17	215	2- 8	53	34	127	127	3	3	
DIV. I NON-CONF.	8- 3	77	0- 0	181	222	110	110	3	3	

TOTALS	RPI 1-25	RPI 26-50	W-L RECORDS	RPI 51-100	RPI 101-150	RPI 150+				
13- 17	0- 6	2- 5	OVERALL	2- 1	1- 5	8- 0				
9- 6	0- 3	1- 2	HOME	1- 0	1- 1	6- 0				
3- 8	0- 3	1- 2	AWAY	1- 1	0- 2	1- 0				
1- 3	0- 0	0- 1	NEUTRAL	0- 0	0- 2	1- 0				
8- 3	0- 0	0- 1	NON-CONFERENCE	2- 1	0- 1	6- 0				
6- 0	0- 0	0- 0	HOME	1- 0	0- 0	5- 0				
1- 1	0- 0	0- 0	AWAY	1- 1	0- 0	0- 0				
1- 2	0- 0	0- 1	NEUTRAL	0- 0	0- 1	1- 0				
5- 14	0- 6	2- 4	CONFERENCE	0- 0	1- 4	2- 0				
3- 6	0- 3	1- 2	HOME	0- 0	1- 1	1- 0				
2- 7	0- 3	1- 2	AWAY	0- 0	0- 2	1- 0				
0- 1	0- 0	0- 0	NEUTRAL	0- 0	0- 1	0- 0				

RPI 1-25				RPI 26-50				RPI 51-100				RPI 101+ Team's RPI: 127			
RPI	S	Opponent	Score	RPI	S	Opponent	Score	RPI	S	Opponent	Score	RPI	S	Opponent	Score
2	A	Baylor	41 78	29	A	Oklahoma	54 85	58	H	Iowa	69 66	106	A	TCU	69 79
2	H	Baylor	61 77	29	H	Oklahoma	71 77	96	A	UNI	84 75	106	H	TCU	62 72
6	A	Texas	54 75	30	A	Oklahoma St.	76 79	98	A	Drake	70 74	135	N	Idaho	65 97
6	H	Texas	49 65	30	H	Oklahoma St.	49 42					137	A	Texas Tech	66 69
22	A	West Virginia	47 57	47	N	Duke	48 86					137	H	Texas Tech	77 48
22	H	West Virginia	57 82	48	A	Kansas St.	84 79					137	N	Texas Tech	84 89
				48	H	Kansas St.	53 68					155	H	Southern U.	86 46
												207	H	Hampton	95 59
												216	A	Kansas	63 53
												216	H	Kansas	65 49
												242	N	Texas St.	83 61
												295	H	Alcorn	91 41
												310	H	Northern Ariz.	79 63
												334	H	Ark.-Pine Bluff	70 41
LAST 12 Division I GAMES:															
137	N	Texas Tech	84 89	106	A	TCU	69 79								
22	H	West Virginia	57 82	22	A	West Virginia	47 57								
29	A	Oklahoma	54 85	6	H	Texas	49 65								
48	H	Kansas St.	53 68	216	A	Kansas	63 53								
2	A	Baylor	41 78	29	H	Oklahoma	71 77								
137	H	Texas Tech	77 48	106	H	TCU	62 72								

Non-Div I Games:

Iowa St.

■ Loss,
■ Non-Conf,
■ S Site,
■ H Home
■ A Away
N Neutral

Average RPI Win:	314	WON-LOST	WINNING	LAST 10	STRENGTH OF	OPP. STRENGTH	TEAM	ADJ.	CONF.	ADJ CONF.
Average RPI Loss:	215	RECORD	PCT. RANK	GAMES	SCHEDULE	OF SCHEDULE	RPI	RPI	RPI	RPI
DIV. I ONLY	11- 15	220	4- 6	347	341	307	307	31	31	
DIV. I NON-CONF.	3- 5	218	0- 0	337	225	293	293	31	31	
TOTALS	RPI 1-25	RPI 26-50	W-L RECORDS	RPI 51-100	RPI 101-150	RPI 150+				
11- 15	0- 1	0- 0	OVERALL	0- 1	0- 1	11- 12				
6- 6	0- 0	0- 0	HOME	0- 0	0- 0	6- 6				
5- 9	0- 1	0- 0	AWAY	0- 1	0- 1	5- 6				
0- 0	0- 0	0- 0	NEUTRAL	0- 0	0- 0	0- 0				
3- 5	0- 1	0- 0	NON-CONFERENCE	0- 1	0- 1	3- 2				
2- 1	0- 0	0- 0	HOME	0- 0	0- 0	2- 1				
1- 4	0- 1	0- 0	AWAY	0- 1	0- 1	1- 1				
0- 0	0- 0	0- 0	NEUTRAL	0- 0	0- 0	0- 0				
8- 10	0- 0	0- 0	CONFERENCE	0- 0	0- 0	8- 10				
4- 5	0- 0	0- 0	HOME	0- 0	0- 0	4- 5				
4- 5	0- 0	0- 0	AWAY	0- 0	0- 0	4- 5				
0- 0	0- 0	0- 0	NEUTRAL	0- 0	0- 0	0- 0				

RPI 1-25				RPI 26-50				RPI 51-100				RPI 101+ Team's RPI: 307			
RPI	S	Opponent	Score	RPI	S	Opponent	Score	RPI	S	Opponent	Score	RPI	S	Opponent	Score
12	A	Kentucky	24 92					73	A	Tulane	49 92	114	A	Northwestern St.	54 59
												155	A	Southern U.	57 84
												155	H	Southern U.	57 66
												186	A	Grambling	61 75
												186	H	Grambling	58 79
												235	A	Texas Southern	47 66
												235	H	Texas Southern	36 62
												251	A	Alabama St.	57 63
												251	H	Alabama St.	70 69
												279	A	Prairie View	77 67
												279	H	Prairie View	52 62
												295	A	Alcorn	73 66
												295	H	Alcorn	79 65
												296	H	Jacksonville St.	71 65
												318	A	Southeastern La.	79 72
												331	A	New Orleans	68 85
												333	H	Lipscomb	53 52
												334	A	Ark.-Pine Bluff	66 71
												334	H	Ark.-Pine Bluff	59 66
												343	H	Chicago St.	59 76
												346	A	Alabama A&M	69 66
												346	H	Alabama A&M	59 58
												349	A	Mississippi Val.	72 46
												349	H	Mississippi Val.	70 43
LAST 12 Division I GAMES:															
346	A	Alabama A&M	69 66	235	A	Texas Southern	47 66	346	H	Alabama A&M	59 58				
251	A	Alabama St.	57 63	155	H	Southern U.	57 66	349	A	Mississippi Val.	72 46				
334	H	Ark.-Pine Bluff	59 66	295	H	Alcorn	79 65	349	H	Mississippi Val.	70 43				
349	H	Mississippi Val.	70 43	334	A	Ark.-Pine Bluff	66 71								
186	A	Grambling	61 75	349	A	Mississippi Val.	72 46								
279	A	Prairie View	77 67	186	H	Grambling	58 79								

Non-Div I Games: Fisk 78 58 Blue Mountain 74 52 Mobile 100 57

Jackson St.

Loss, Non-Conf, S Site, H Home A Away N Neutral

Jacksonville

Through Games Of March 6, 2016

Average RPI Win:	287	WON-LOST	WINNING	LAST 10	STRENGTH OF	OPP. STRENGTH	TEAM	ADJ.	CONF.	ADJ CONF.
Average RPI Loss:	119	RECORD	PCT. RANK	GAMES	SCHEDULE	OF SCHEDULE	RPI	RPI	RPI	RPI
DIV. I ONLY	18- 10	87	7- 3	300	263	152	152	29	29	
DIV. I NON-CONF.	6- 7	176	0- 0	242	190	190	190	28	28	
TOTALS	RPI 1-25	RPI 26-50	W-L RECORDS	RPI 51-100	RPI 101-150	RPI 150+				
18- 10	0- 3	0- 0	OVERALL	0- 2	0- 2	18- 3				
11- 1	0- 0	0- 0	HOME	0- 1	0- 0	11- 0				
6- 8	0- 2	0- 0	AWAY	0- 0	0- 1	6- 0				
1- 1	0- 0	0- 0	NEUTRAL	0- 0	0- 0	1- 1				
6- 7	0- 3	0- 0	NON-CONFERENCE	0- 0	0- 2	6- 2				
4- 0	0- 0	0- 0	HOME	0- 0	0- 0	4- 0				
1- 6	0- 3	0- 0	AWAY	0- 0	0- 2	1- 1				
1- 1	0- 0	0- 0	NEUTRAL	0- 0	0- 0	1- 1				
12- 3	0- 0	0- 0	CONFERENCE	0- 2	0- 0	12- 1				
7- 1	0- 0	0- 0	HOME	0- 1	0- 0	7- 0				
5- 2	0- 0	0- 0	AWAY	0- 1	0- 0	5- 1				
0- 0	0- 0	0- 0	NEUTRAL	0- 0	0- 0	0- 0				

RPI 1-25				RPI 26-50				RPI 51-100				RPI 101+ Team's RPI: 152			
RPI	S	Opponent	Score	RPI	S	Opponent	Score	RPI	S	Opponent	Score	RPI	S	Opponent	Score
13	A	Syracuse	49 65					68	A	FGCU	39 58	139	A	Wake Forest	51 57
15	A	Florida St.	60 77					68	H	FGCU	55 59	146	A	UT Arlington	54 56
21	A	South Fla.	52 74									194	A	Stetson	61 66
												194	H	Stetson	69 49
												210	A	USC Upstate	49 43
												210	H	USC Upstate	75 69
												214	N	Dartmouth	51 44
												245	A	Bethune-Cookman	63 53
												257	N	Bowling Green	69 72
												264	H	Murray St.	79 54
												270	A	UNCW	49 51
												288	A	Kennesaw St.	67 42
												288	H	Kennesaw St.	78 63
												293	H	Savannah St.	65 52
												311	H	FIU	80 44
												312	H	South Carolina St.	79 47
												327	A	North Florida	73 39
												327	H	North Florida	65 51
												333	A	Lipscomb	76 55
												333	H	Lipscomb	81 51
												333	H	Lipscomb	80 51
												342	A	NJIT	65 36
												342	H	NJIT	68 37
LAST 12 Division I GAMES:															
333	H	Lipscomb	80 51	68	H	FGCU	55 59	194	A	Stetson	61 66				
327	H	North Florida	65 51	68	A	FGCU	39 58	194	H	Stetson	69 49				
210	H	USC Upstate	75 69	342	A	NJIT	65 36	210	A	USC Upstate	49 43				
342	H	NJIT	68 37												
333	A	Lipscomb	76 55												
288	A	Kennesaw St.	67 42												

Non-Div I Games: Edward Waters 90 51 Thomas (GA) 88 50

Jacksonville

Loss, Non-Conf, S Site, H Home A Away N Neutral

Jacksonville St.

Through Games Of March 6, 2016

Average RPI Win:	278	WON-LOST	WINNING	LAST 10	STRENGTH OF	OPP. STRENGTH	TEAM	ADJ.	CONF.	ADJ CONF.
Average RPI Loss:	196	RECORD	PCT. RANK	GAMES	SCHEDULE	OF SCHEDULE	RPI	RPI	RPI	RPI
DIV. I ONLY	9- 18	266	3- 7	303	299	296	296	24	24	
DIV. I NON-CONF.	4- 7	222	0- 0	280	338	271	271	24	24	
TOTALS	RPI 1-25	RPI 26-50	W-L RECORDS	RPI 51-100	RPI 101-150	RPI 150+				
9- 18	0- 0	0- 0	OVERALL	0- 3	0- 5	9- 10				
6- 6	0- 0	0- 0	HOME	0- 1	0- 3	6- 2				
3- 12	0- 0	0- 0	AWAY	0- 2	0- 2	3- 8				
0- 0	0- 0	0- 0	NEUTRAL	0- 0	0- 0	0- 0				
4- 7	0- 0	0- 0	NON-CONFERENCE	0- 1	0- 3	4- 3				
3- 1	0- 0	0- 0	HOME	0- 0	0- 1	3- 0				
1- 6	0- 0	0- 0	AWAY	0- 1	0- 2	1- 3				
0- 0	0- 0	0- 0	NEUTRAL	0- 0	0- 0	0- 0				
5- 11	0- 0	0- 0	CONFERENCE	0- 2	0- 2	5- 7				
3- 5	0- 0	0- 0	HOME	0- 1	0- 2	3- 2				
2- 6	0- 0	0- 0	AWAY	0- 1	0- 0	2- 5				
0- 0	0- 0	0- 0	NEUTRAL	0- 0	0- 0	0- 0				

RPI 1-25				RPI 26-50				RPI 51-100				RPI 101+ Team's RPI: 296					
RPI	S	Opponent	Score	RPI	S	Opponent	Score	RPI	S	Opponent	Score	RPI	S	Opponent	Score		
								64	A	Purdue	48	67	104	H	UT Martin	53	63
								78	A	Belmont	42	56	110	A	Memphis	55	70
								78	H	Belmont	32	44	112	H	Samford	39	50
													113	A	Mercer	39	46
													145	H	SIUE	57	62
													178	A	Eastern Ky.	56	54
													178	H	Eastern Ky.	50	76
													231	A	Southeast Mo. St.	47	61
													258	A	Tennessee St.	40	50
													258	H	Tennessee St.	69	55
													264	A	Murray St.	74	71
													269	A	Austin Peay	59	61
													280	A	Tennessee Tech	49	51
													280	H	Tennessee Tech	55	46
													288	H	Kennesaw St.	61	52
													290	A	Ga. Southern	56	60
													293	H	Savannah St.	50	35
													295	H	Alcorn	67	65
													304	A	Nicholls St.	63	49
													305	A	Wofford	54	66
													306	A	Morehead St.	63	67
													306	H	Morehead St.	66	70
													307	A	Jackson St.	65	71
													340	H	Eastern Ill.	60	52
LAST 12 Division I GAMES:																	
				306	H	Morehead St.	66	70					258	H	Tennessee St.	69	55
				258	A	Tennessee St.	40	50					178	A	Eastern Ky.	56	54
				178	H	Eastern Ky.	50	76					306	A	Morehead St.	63	67
				280	A	Tennessee Tech	49	51					78	H	Belmont	32	44
				78	A	Belmont	42	56					104	H	UT Martin	53	63
				280	H	Tennessee Tech	55	46					231	A	Southeast Mo. St.	47	61

Non-Div I Games: Tuskegee 74 47

Jacksonville St.

■ Loss,
 ■ Non-Conf, S Site,
 ■ Home
 ■ Away
 N Neutral

Average RPI Win:	185	WON-LOST	WINNING	LAST 10	STRENGTH OF	OPP. STRENGTH	TEAM	ADJ.	CONF.	ADJ CONF.
Average RPI Loss:	55	RECORD	PCT. RANK	GAMES	SCHEDULE	OF SCHEDULE	RPI	RPI	RPI	RPI
DIV. I ONLY	24- 5	21	10- 0	117	104	35	35	12	12	
DIV. I NON-CONF.	7- 4	110	0- 0	91	52	85	85	10	10	
TOTALS	RPI 1-25	RPI 26-50	W-L RECORDS	RPI 51-100	RPI 101-150	RPI 150+				
24- 5	0- 3	0- 1	OVERALL	6- 0	1- 0	17- 1				
14- 0	0- 0	0- 0	HOME	3- 0	1- 0	10- 0				
10- 3	0- 1	0- 1	AWAY	3- 0	0- 0	7- 1				
0- 2	0- 2	0- 0	NEUTRAL	0- 0	0- 0	0- 0				
7- 4	0- 3	0- 1	NON-CONFERENCE	0- 0	1- 0	6- 0				
5- 0	0- 0	0- 0	HOME	0- 0	1- 0	4- 0				
2- 2	0- 1	0- 1	AWAY	0- 0	0- 0	2- 0				
0- 2	0- 2	0- 0	NEUTRAL	0- 0	0- 0	0- 0				
17- 1	0- 0	0- 0	CONFERENCE	6- 0	0- 0	11- 1				
9- 0	0- 0	0- 0	HOME	3- 0	0- 0	6- 0				
8- 1	0- 0	0- 0	AWAY	3- 0	0- 0	5- 1				
0- 0	0- 0	0- 0	NEUTRAL	0- 0	0- 0	0- 0				

RPI 1-25				RPI 26-50				Team's RPI: 35				RPI 51-100				RPI 101+			
RPI	S	Opponent	Score	RPI	S	Opponent	Score	RPI	S	Opponent	Score	RPI	S	Opponent	Score	RPI	S	Opponent	Score
2	N	Baylor	63 77	38	A	St. Bonaventure	45 56	65	A	Hofstra	71 54	128	H	Liberty	72 56				
10	A	UCLA	61 90					65	H	Hofstra	57 42	158	A	Northeastern	61 52				
22	N	West Virginia	62 69					79	A	Drexel	59 55	158	H	Northeastern	85 62				
								79	H	Drexel	67 56	163	A	Delaware	65 43				
								88	A	Elon	81 76	163	H	Delaware	75 55				
								88	H	Elon	73 72	189	H	Davidson	87 45				
												196	A	Richmond	73 47				
												203	A	William & Mary	59 65				
												203	H	William & Mary	83 63				
												207	A	Hampton	68 56				
												226	A	Col. of Charleston	76 46				
												226	H	Col. of Charleston	83 61				
												256	H	Morgan St.	92 31				
												270	A	UNCW	77 41				
												270	H	UNCW	60 40				
												276	H	American	74 45				
												294	A	Towson	64 57				
												294	H	Towson	61 45				
												308	H	Longwood	88 30				
LAST 12 Division I GAMES:																			
226	A	Col. of Charleston	76 46	65	H	Hofstra	57 42												
163	A	Delaware	65 43	79	A	Drexel	59 55												
88	H	Elon	73 72	158	A	Northeastern	61 52												
270	A	UNCW	77 41	65	A	Hofstra	71 54												
294	H	Towson	61 45	270	H	UNCW	60 40												
203	H	William & Mary	83 63	163	H	Delaware	75 55												

Non-Div I Games:

James Madison

■ Loss,
■ Non-Conf, S Site,
■ Home
■ Away
N Neutral

Kansas

Through Games Of March 6, 2016

Average RPI Win:	177	WON-LOST	WINNING	LAST 10	STRENGTH OF	OPP. STRENGTH	TEAM	ADJ.	CONF.	ADJ CONF.
Average RPI Loss:	77	RECORD	PCT. RANK	GAMES	SCHEDULE	OF SCHEDULE	RPI	RPI	RPI	RPI
DIV. I ONLY	6- 25	315	1- 9	26	31	216	216	3	3	
DIV. I NON-CONF.	5- 6	180	0- 0	202	198	240	240	3	3	
TOTALS	RPI 1-25	RPI 26-50	W-L RECORDS	RPI 51-100	RPI 101-150	RPI 150+				
6- 25	0- 7	0- 6	OVERALL	0- 2	3- 8	3- 2				
4- 13	0- 3	0- 3	HOME	0- 2	2- 4	2- 1				
0- 11	0- 3	0- 3	AWAY	0- 0	0- 4	0- 1				
2- 1	0- 1	0- 0	NEUTRAL	0- 0	1- 0	1- 0				
5- 6	0- 0	0- 0	NON-CONFERENCE	0- 2	2- 2	3- 2				
4- 4	0- 0	0- 0	HOME	0- 2	2- 1	2- 1				
0- 2	0- 0	0- 0	AWAY	0- 0	0- 1	0- 1				
1- 0	0- 0	0- 0	NEUTRAL	0- 0	0- 0	1- 0				
1- 19	0- 7	0- 6	CONFERENCE	0- 0	1- 6	0- 0				
0- 9	0- 3	0- 3	HOME	0- 0	0- 3	0- 0				
0- 9	0- 3	0- 3	AWAY	0- 0	0- 3	0- 0				
1- 1	0- 1	0- 0	NEUTRAL	0- 0	1- 0	0- 0				

RPI	S	Opponent	Score	RPI	S	Opponent	Score	RPI	S	Opponent	Score	RPI	S	Opponent	Score	Team's RPI:	216
2	A	Baylor	49 81	29	A	Oklahoma	44 67	51	H	St. John's (NY)	71 86	106	A	TCU	52 55		
2	H	Baylor	40 58	29	H	Oklahoma	66 72	93	H	Washington St.	53 66	106	H	TCU	44 70		
6	A	Texas	46 70	30	A	Oklahoma St.	49 71					106	N	TCU	81 64		
6	H	Texas	38 75	30	H	Oklahoma St.	46 74					110	H	Memphis	72 63		
6	N	Texas	50 66	48	A	Kansas St.	67 81					121	H	Creighton	67 54		
22	A	West Virginia	35 72	48	H	Kansas St.	46 59					123	A	Arizona	52 67		
22	H	West Virginia	45 65									127	A	Iowa St.	49 65		
												127	H	Iowa St.	53 63		
												137	A	Texas Tech	44 54		
												137	H	Texas Tech	58 69		
												138	H	Oral Roberts	63 70		
												193	A	SMU	64 73		
												228	H	Navy	61 54		
												235	H	Texas Southern	72 65		
												260	N	Northern Ill.	66 58		
												302	H	UMKC	44 47		
LAST 12 Division I GAMES:																	
		6 N Texas	50 66			106 H TCU	44 70										
		106 N TCU	81 64			48 A Kansas St.	67 81										
		106 A TCU	52 55			2 A Baylor	49 81										
		137 H Texas Tech	58 69			127 H Iowa St.	53 63										
		30 A Oklahoma St.	49 71			137 A Texas Tech	44 54										
		29 H Oklahoma	66 72			6 A Texas	46 70										

Non-Div I Games:

Kansas

Loss, Non-Conf, S Site, H Home A Away N Neutral

Average RPI Win:	155	WON-LOST	WINNING	LAST 10	STRENGTH OF	OPP. STRENGTH	TEAM	ADJ.	CONF.	ADJ CONF.
Average RPI Loss:	32	RECORD	PCT. RANK	GAMES	SCHEDULE	OF SCHEDULE	RPI	RPI	RPI	RPI
DIV. I ONLY	18- 12	113	4- 6	12	53	48	48	3	3	
DIV. I NON-CONF.	10- 1	19	0- 0	51	274	12	12	3	3	
TOTALS	RPI 1-25	RPI 26-50	W-L RECORDS	RPI 51-100	RPI 101-150	RPI 150+				
18- 12	0- 8	2- 2	OVERALL	2- 0	5- 2	9- 0				
13- 4	0- 3	2- 0	HOME	2- 0	3- 1	6- 0				
5- 7	0- 4	0- 2	AWAY	0- 0	2- 1	3- 0				
0- 1	0- 1	0- 0	NEUTRAL	0- 0	0- 0	0- 0				
10- 1	0- 1	0- 0	NON-CONFERENCE	2- 0	1- 0	7- 0				
8- 0	0- 0	0- 0	HOME	2- 0	1- 0	5- 0				
2- 1	0- 1	0- 0	AWAY	0- 0	0- 0	2- 0				
0- 0	0- 0	0- 0	NEUTRAL	0- 0	0- 0	0- 0				
8- 11	0- 7	2- 2	CONFERENCE	0- 0	4- 2	2- 0				
5- 4	0- 3	2- 0	HOME	0- 0	2- 1	1- 0				
3- 6	0- 3	0- 2	AWAY	0- 0	2- 1	1- 0				
0- 1	0- 1	0- 0	NEUTRAL	0- 0	0- 0	0- 0				

RPI	S	Opponent	Score	RPI	S	Opponent	Score	Team's RPI: 48	RPI	S	Opponent	Score	RPI	S	Opponent	Score
2	A	Baylor	52 87	29	A	Oklahoma	58 68		62	H	South Dakota	84 81	106	A	TCU	73 87
2	H	Baylor	52 63	29	H	Oklahoma	87 71		76	H	Abilene Christian	76 45	106	H	TCU	58 49
4	A	UConn	57 97	30	A	Oklahoma St.	51 59						127	A	Iowa St.	68 53
6	A	Texas	51 58	30	H	Oklahoma St.	47 44						127	H	Iowa St.	79 84
6	H	Texas	51 66										137	A	Texas Tech	65 53
22	A	West Virginia	44 64										137	H	Texas Tech	65 53
22	H	West Virginia	53 72										146	H	UT Arlington	61 41
22	N	West Virginia	65 74										155	H	Southern U.	59 47
													164	H	Fla. Atlantic	102 53
													190	A	Tulsa	75 67
													191	H	UTRGV	61 43
													216	A	Kansas	59 46
													216	H	Kansas	81 67
													234	H	Western Ill.	84 45
													236	H	Sam Houston St.	78 50
													343	A	Chicago St.	63 54
LAST 12 Division I GAMES:																
22	N	West Virginia	65 74	216	H	Kansas	81 67									
30	A	Oklahoma St.	51 59	29	H	Oklahoma	87 71									
2	H	Baylor	52 63	22	A	West Virginia	44 64									
127	A	Iowa St.	68 53	2	A	Baylor	52 87									
137	H	Texas Tech	65 53	6	H	Texas	51 66									
6	A	Texas	51 58	137	A	Texas Tech	65 53									

Non-Div I Games:

Kansas St.

■ Loss,
■ Non-Conf,
■ S Site,
■ H Home
■ A Away
N Neutral

REINDEER BOY				THROUGH GAMES OF MARCH 9, 1910						
Average RPI Win:	311	WON-LOST	WINNING	LAST 10	STRENGTH OF	OPP. STRENGTH	TEAM	ADJ.	CONF.	ADJ CONF.
Average RPI Loss:	183	RECORD	PCT. RANK	GAMES	SCHEDULE	OF SCHEDULE	RPI	RPI	RPI	RPI
DIV. I ONLY	10- 19	259	4- 6	289	320	288	288	29	29	
DIV. I NON-CONF.	4- 10	253	0- 0	272	331	311	311	28	28	

TOTALS	RPI 1-25	RPI 26-50		W-L RECORDS		RPI 51-100	RPI 101-150	RPI 150+		
10- 19	0- 1	0- 1		OVERALL		0- 2	0- 1	10- 14		
7- 6	0- 0	0- 0		HOME		0- 1	0- 1	7- 4		
3- 13	0- 1	0- 1		AWAY		0- 1	0- 0	3- 10		
0- 0	0- 0	0- 0		NEUTRAL		0- 0	0- 0	0- 0		
4- 10	0- 1	0- 1		NON-CONFERENCE		0- 0	0- 1	4- 7		
4- 2	0- 0	0- 0		HOME		0- 0	0- 1	4- 1		
0- 8	0- 1	0- 1		AWAY		0- 0	0- 0	0- 6		
0- 0	0- 0	0- 0		NEUTRAL		0- 0	0- 0	0- 0		
6- 9	0- 0	0- 0		CONFERENCE		0- 2	0- 0	6- 7		
3- 4	0- 0	0- 0		HOME		0- 1	0- 0	3- 3		
3- 5	0- 0	0- 0		AWAY		0- 1	0- 0	3- 4		
0- 0	0- 0	0- 0		NEUTRAL		0- 0	0- 0	0- 0		

RPI 1-25					
RPI	S	Opponent	Score		
24	A	Florida	57	84	
RPI 26-50					
RPI	S	Opponent	Score		
39	A	Georgia	34	89	
RPI 51-100					
RPI	S	Opponent	Score		
68	A	FGCU	41	63	
68	H	FGCU	47	78	
RPI 101+					
RPI	S	Opponent	Score		
113	H	Mercer	61	72	
152	A	Jacksonville	63	78	
152	H	Jacksonville	42	67	
168	A	Xavier	59	62	
194	A	Stetson	62	77	
194	A	Stetson	56	74	
194	H	Stetson	54	57	
206	A	Gardner-Webb	56	70	
208	H	Presbyterian	49	47	
210	A	USC Upstate	57	66	
210	H	USC Upstate	53	61	
269	H	Austin Peay	73	65	
273	H	Georgia St.	62	66	
296	A	Jacksonville St.	52	61	
297	A	Florida A&M	67	69	
301	H	Western Caro.	65	53	
305	A	Wofford	59	70	
306	A	Morehead St.	77	83	
327	A	North Florida	70	55	
327	H	North Florida	76	54	
331	H	New Orleans	60	53	
333	A	Lipscomb	68	64	
333	H	Lipscomb	55	54	
342	A	NJIT	82	77	
342	H	NJIT	64	48	
Team's RPI: 288					
LAST 12 Division I GAMES:					
194	A	Stetson	56	74	
333	A	Lipscomb	68	64	
194	A	Stetson	62	77	
68	A	FGCU	41	63	
327	H	North Florida	76	54	
152	H	Jacksonville	42	67	
210	H	USC Upstate	53	61	
342	A	NJIT	82	77	
210	A	USC Upstate	57	66	
342	H	NJIT	64	48	
68	H	FGCU	47	78	
194	H	Stetson	54	57	

Non-Div I Games:	Thomas (GA)	70	41
------------------	-------------	----	----

Kennesaw St.

Loss, Non-Conf, S Site, H Home A Away N Neutral

Average RPI Win:	244	WON-LOST	WINNING	LAST 10	STRENGTH OF	OPP. STRENGTH	TEAM	ADJ.	CONF.	ADJ CONF.
Average RPI Loss:	156	RECORD	PCT. RANK	GAMES	SCHEDULE	OF SCHEDULE	RPI	RPI	RPI	RPI
DIV. I ONLY	5- 22	316	2- 8	203	159	319	319	11	11	
DIV. I NON-CONF.	2- 7	280	0- 0	326	261	343	343	13	13	
TOTALS	RPI 1-25	RPI 26-50	W-L RECORDS	RPI 51-100	RPI 101-150	RPI 150+				
5- 22	0- 0	0- 2	OVERALL	1- 3	0- 10	4- 7				
5- 10	0- 0	0- 1	HOME	1- 1	0- 5	4- 3				
0- 12	0- 0	0- 1	AWAY	0- 2	0- 5	0- 4				
0- 0	0- 0	0- 0	NEUTRAL	0- 0	0- 0	0- 0				
2- 7	0- 0	0- 0	NON-CONFERENCE	0- 1	0- 2	2- 4				
2- 4	0- 0	0- 0	HOME	0- 1	0- 1	2- 2				
0- 3	0- 0	0- 0	AWAY	0- 0	0- 1	0- 2				
0- 0	0- 0	0- 0	NEUTRAL	0- 0	0- 0	0- 0				
3- 15	0- 0	0- 2	CONFERENCE	1- 2	0- 8	2- 3				
3- 6	0- 0	0- 1	HOME	1- 0	0- 4	2- 1				
0- 9	0- 0	0- 1	AWAY	0- 2	0- 4	0- 2				
0- 0	0- 0	0- 0	NEUTRAL	0- 0	0- 0	0- 0				

RPI S	Opponent	Score	RPI S	Opponent	Score	RPI S	Opponent	Score	RPI S	Opponent	Score	Team's RPI: 319
42	A Ohio	52 86	42	H Ohio	54 93	57	H Ball St.	59 50	102	H Wright St.	68 73	
						70	A Central Mich.	61 81	105	A Toledo	67 73	
						80	H Minnesota	73 85	105	H Toledo	64 67	
						83	A Eastern Mich.	51 72	122	A Akron	66 78	
									122	H Akron	60 70	
									126	A Youngstown St.	61 91	
									131	A Buffalo	47 63	
									131	H Buffalo	66 77	
									141	A Western Mich.	52 73	
									141	H Western Mich.	53 65	
									205	H Brown	57 62	
									257	A Bowling Green	49 71	
									257	H Bowling Green	55 65	
									260	H Northern Ill.	95 85	
									261	H Cleveland St.	49 60	
									281	A Miami (OH)	52 55	
									281	H Miami (OH)	59 53	
									299	H Colgate	76 71	
									303	A Bradley	60 68	
									316	A IPFW	68 86	
									324	H North Dakota St.	75 54	
LAST 12 Division I GAMES:												
131	A Buffalo	47 63	57	H Ball St.	59 50	105	H Toledo	64 67				
281	H Miami (OH)	59 53	281	A Miami (OH)	52 55	141	H Western Mich.	53 65				
122	H Akron	60 70	260	H Northern Ill.	95 85	257	A Bowling Green	49 71				
42	A Ohio	52 86										
257	H Bowling Green	55 65										
122	A Akron	66 78										

Non-Div I Games: Malone 73 59

Kent St.

Kentucky

Through Games Of March 6, 2016

Average RPI Win:	110	WON-LOST	WINNING	LAST 10	STRENGTH OF	OPP. STRENGTH	TEAM	ADJ.	CONF.	ADJ CONF.
Average RPI Loss:	49	RECORD	PCT. RANK	GAMES	SCHEDULE	OF SCHEDULE	RPI	RPI	RPI	RPI
DIV. I ONLY	23- 7	41	8- 2	13	15	12	12	2	2	
DIV. I NON-CONF.	11- 0	1	0- 0	110	69	9	9	2	2	
TOTALS	RPI 1-25	RPI 26-50	W-L RECORDS	RPI 51-100	RPI 101-150	RPI 150+				
23- 7	5- 4	4- 0	OVERALL	4- 2	4- 0	6- 1				
14- 2	1- 1	3- 0	HOME	2- 1	2- 0	6- 0				
7- 4	3- 2	1- 0	AWAY	2- 1	1- 0	0- 1				
2- 1	1- 1	0- 0	NEUTRAL	0- 0	1- 0	0- 0				
11- 0	2- 0	1- 0	NON-CONFERENCE	2- 0	1- 0	5- 0				
8- 0	1- 0	1- 0	HOME	1- 0	0- 0	5- 0				
3- 0	1- 0	0- 0	AWAY	1- 0	1- 0	0- 0				
0- 0	0- 0	0- 0	NEUTRAL	0- 0	0- 0	0- 0				
12- 7	3- 4	3- 0	CONFERENCE	2- 2	3- 0	1- 1				
6- 2	0- 1	2- 0	HOME	1- 1	2- 0	1- 0				
4- 4	2- 2	1- 0	AWAY	1- 1	0- 0	0- 1				
2- 1	1- 1	0- 0	NEUTRAL	0- 0	1- 0	0- 0				

RPI	S	Opponent	Score	RPI	S	Opponent	Score	RPI	S	Opponent	Score	RPI	S	Opponent	Score
3	A	South Carolina	68 78	27	H	Tennessee	64 63	56	A	Auburn	61 66	119	H	LSU	70 58
3	H	South Carolina	62 73	39	A	Georgia	64 53	56	H	Auburn	54 47	119	N	LSU	79 71
3	N	South Carolina	63 93	43	H	Missouri	69 59	67	A	Middle Tenn.	68 52	140	H	Arkansas	77 63
11	A	Arizona St.	68 64	47	H	Duke	71 61	74	A	Vanderbilt	71 55	150	A	Northern Ky.	84 65
14	H	Louisville	72 54					74	H	Vanderbilt	69 71	160	H	Alabama	73 48
19	A	Texas A&M	71 58					83	H	Eastern Mich.	89 67	177	A	Ole Miss	65 73
23	A	Mississippi St.	83 60									200	H	Colorado	86 61
24	A	Florida	79 85									233	H	Rice	72 39
24	N	Florida	92 69									258	H	Tennessee St.	81 39
												306	H	Morehead St.	112 57
												307	H	Jackson St.	92 24
LAST 12 Division I GAMES:															
		3 N South Carolina	63 93			23 A Mississippi St.	83 60								
		24 N Florida	92 69			74 A Vanderbilt	71 55								
		119 N LSU	79 71			119 H LSU	70 58								
		19 A Texas A&M	71 58			3 A South Carolina	68 78								
		43 H Missouri	69 59			24 A Florida	79 85								
		140 H Arkansas	77 63			74 H Vanderbilt	69 71								

Non-Div I Games:

Kentucky

■ Loss,
 ■ Non-Conf, S Site,
 ■ Home
 ■ Away
 N Neutral

Average RPI Win: 312		WON-LOST	WINNING	LAST 10	STRENGTH OF	OPP. STRENGTH	TEAM	ADJ.	CONF.	ADJ CONF.
Average RPI Loss: 233		RECORD	PCT. RANK	GAMES	SCHEDULE	OF SCHEDULE	RPI	RPI	RPI	RPI
DIV. I ONLY		9- 21	279	3- 7	338	342	325	325	30	30
DIV. I NON-CONF.		2- 9	296	0- 0	319	308	333	333	32	32
TOTALS	RPI 1-25		RPI 26-50		W-L RECORDS		RPI 51-100		RPI 101-150	RPI 150+
9- 21	0- 1		0- 0		OVERALL		0- 0		0- 1	9- 19
3- 11	0- 1		0- 0		HOME		0- 0		0- 0	3- 10
6- 8	0- 0		0- 0		AWAY		0- 0		0- 1	6- 7
0- 2	0- 0		0- 0		NEUTRAL		0- 0		0- 0	0- 2
2- 9	0- 1		0- 0		NON-CONFERENCE		0- 0		0- 1	2- 7
0- 5	0- 1		0- 0		HOME		0- 0		0- 0	0- 4
2- 2	0- 0		0- 0		AWAY		0- 0		0- 1	2- 1
0- 2	0- 0		0- 0		NEUTRAL		0- 0		0- 0	0- 2
7- 12	0- 0		0- 0		CONFERENCE		0- 0		0- 0	7- 12
3- 6	0- 0		0- 0		HOME		0- 0		0- 0	3- 6
4- 6	0- 0		0- 0		AWAY		0- 0		0- 0	4- 6
0- 0	0- 0		0- 0		NEUTRAL		0- 0		0- 0	0- 0

[illegible]

Non-Div I Games:

LIU Brooklyn

Loss, Non-Conf, S Site, H Home A Away N Neutral

RPI	S	Opponent	Score	
342	H	NJIT	44	53
345	A	Wagner	73	63
345	H	Wagner	71	66

LIU Brooklyn

LIU
Brooklyn

LIU
Brooklyn

Average RPI Win:	157	WON-LOST	WINNING	LAST 10	STRENGTH OF	OPP. STRENGTH	TEAM	ADJ.	CONF.	ADJ CONF.
Average RPI Loss:	55	RECORD	PCT. RANK	GAMES	SCHEDULE	OF SCHEDULE	RPI	RPI	RPI	RPI
DIV. I ONLY	10- 21	269	2- 8	4	51	119	119	2	2	
DIV. I NON-CONF.	6- 7	176	0- 0	21	184	111	111	2	2	
TOTALS	RPI 1-25	RPI 26-50	W-L RECORDS	RPI 51-100	RPI 101-150	RPI 150+				
10- 21	0- 9	2- 2	OVERALL	0- 6	2- 3	6- 1				
6- 7	0- 3	1- 1	HOME	0- 1	1- 2	4- 0				
2- 11	0- 5	1- 1	AWAY	0- 3	1- 1	0- 1				
2- 3	0- 1	0- 0	NEUTRAL	0- 2	0- 0	2- 0				
6- 7	0- 1	0- 0	NON-CONFERENCE	0- 4	2- 2	4- 0				
4- 1	0- 0	0- 0	HOME	0- 0	1- 1	3- 0				
1- 4	0- 1	0- 0	AWAY	0- 2	1- 1	0- 0				
1- 2	0- 0	0- 0	NEUTRAL	0- 2	0- 0	1- 0				
4- 14	0- 8	2- 2	CONFERENCE	0- 2	0- 1	2- 1				
2- 6	0- 3	1- 1	HOME	0- 1	0- 1	1- 0				
1- 7	0- 4	1- 1	AWAY	0- 1	0- 0	0- 1				
1- 1	0- 1	0- 0	NEUTRAL	0- 0	0- 0	1- 0				

RPI	S	Opponent	Score	RPI	S	Opponent	Score	RPI	S	Opponent	Score	RPI	S	Opponent	Score	Team's RPI: 119
3	A	South Carolina	39 75	27	H	Tennessee	57 56	52	A	Rutgers	57 69	103	A	Little Rock	57 51	
4	A	UConn	40 86	39	A	Georgia	53 46	56	H	Auburn	53 63	112	H	Samford	44 47	
12	A	Kentucky	58 70	39	H	Georgia	47 58	63	N	Maine	41 52	129	H	Long Beach St.	59 53	
12	N	Kentucky	71 79	43	A	Missouri	46 52	64	N	Purdue	52 69	139	A	Wake Forest	57 60	
19	A	Texas A&M	54 68					73	A	Tulane	63 67	140	H	Arkansas	44 48	
19	H	Texas A&M	35 53					74	A	Vanderbilt	42 58	160	A	Alabama	45 62	
23	H	Mississippi St.	52 71									160	N	Alabama	58 49	
24	A	Florida	45 53									161	N	Marist	72 49	
24	H	Florida	56 82									177	H	Ole Miss	76 57	
												235	H	Texas Southern	86 36	
												267	H	UC Santa Barbara	68 50	
												272	H	La.-Monroe	61 54	
LAST 12 Division I GAMES:																
12	N	Kentucky	71 79	39	H	Georgia	47 58									
160	N	Alabama	58 49	12	A	Kentucky	58 70									
3	A	South Carolina	39 75	23	H	Mississippi St.	52 71									
24	H	Florida	56 82	56	H	Auburn	53 63									
27	H	Tennessee	57 56	43	A	Missouri	46 52									
19	A	Texas A&M	54 68	39	A	Georgia	53 46									

Non-Div I Games:

LSU

■ Loss,
 ■ Non-Conf,
 ■ S Site,
 ■ Home
 ■ Away
 N Neutral

La Salle

Through Games Of March 6, 2016

Average RPI Win:	252	WON-LOST	WINNING	LAST 10	STRENGTH OF	OPP. STRENGTH	TEAM	ADJ.	CONF.	ADJ CONF.
Average RPI Loss:	132	RECORD	PCT. RANK	GAMES	SCHEDULE	OF SCHEDULE	RPI	RPI	RPI	RPI
DIV. I ONLY	5- 25	322	2- 8	128	131	282	282	7	7	
DIV. I NON-CONF.	3- 10	277	0- 0	145	281	243	243	8	8	
TOTALS	RPI 1-25	RPI 26-50	W-L RECORDS	RPI 51-100	RPI 101-150	RPI 150+				
5- 25	0- 1	0- 4	OVERALL	0- 5	1- 3	4- 12				
2- 11	0- 0	0- 2	HOME	0- 4	1- 0	1- 5				
2- 12	0- 1	0- 2	AWAY	0- 1	0- 2	2- 6				
1- 2	0- 0	0- 0	NEUTRAL	0- 0	0- 1	1- 1				
3- 10	0- 0	0- 2	NON-CONFERENCE	0- 2	0- 2	3- 4				
0- 5	0- 0	0- 1	HOME	0- 2	0- 0	0- 2				
2- 4	0- 0	0- 1	AWAY	0- 0	0- 1	2- 2				
1- 1	0- 0	0- 0	NEUTRAL	0- 0	0- 1	1- 0				
2- 15	0- 1	0- 2	CONFERENCE	0- 3	1- 1	1- 8				
2- 6	0- 0	0- 1	HOME	0- 2	1- 0	1- 3				
0- 8	0- 1	0- 1	AWAY	0- 1	0- 1	0- 4				
0- 1	0- 0	0- 0	NEUTRAL	0- 0	0- 0	0- 1				

RPI	S	Opponent	Score	RPI	S	Opponent	Score	RPI	S	Opponent	Score	RPI	S	Opponent	Score	Team's RPI: 282
18	A	Duquesne	49 74	26	A	George Washington	59 83	53	H	Villanova	56 67	115	A	Saint Joseph's	55 64	
				28	A	Miami (FL)	58 86	54	A	Saint Louis	70 79	115	H	Saint Joseph's	75 70	
				36	H	Penn	68 78	69	H	Temple	48 77	139	A	Wake Forest	53 61	
				38	H	St. Bonaventure	63 70	71	H	VCU	76 84	148	N	Milwaukee	53 69	
								84	H	Dayton	51 67	159	A	Fordham	44 54	
												169	A	George Mason	70 79	
												185	A	UMBC	29 60	
												189	H	Davidson	58 66	
												196	H	Richmond	43 60	
												199	A	Fairfield	59 62	
												209	H	Robert Morris	45 76	
												213	A	Rhode Island	52 62	
												213	H	Rhode Island	61 72	
												221	A	Massachusetts	57 80	
												221	H	Massachusetts	66 57	
												221	N	Massachusetts	65 81	
												240	H	North Texas	63 69	
												243	A	Monmouth	65 50	
												332	A	Howard	71 68	
												347	N	Norfolk St.	67 59	
LAST 12 Division I GAMES:																
221	N	Massachusetts	65 81	221	H	Massachusetts	66 57									
221	A	Massachusetts	57 80	71	H	VCU	76 84									
18	A	Duquesne	49 74	213	A	Rhode Island	52 62									
38	H	St. Bonaventure	63 70	115	A	Saint Joseph's	55 64									
115	H	Saint Joseph's	75 70	84	H	Dayton	51 67									
159	A	Fordham	44 54	54	A	Saint Louis	70 79									

Non-Div I Games:

La Salle

■ Loss,
 ■ Non-Conf,
 ■ S Site,
 ■ H Home
 ■ A Away
 N Neutral

La.-Lafayette

Through Games Of March 6, 2016

Average RPI Win:	221	WON-LOST	WINNING	LAST 10	STRENGTH OF	OPP. STRENGTH	TEAM	ADJ.	CONF.	ADJ CONF.
Average RPI Loss:	165	RECORD	PCT. RANK	GAMES	SCHEDULE	OF SCHEDULE	RPI	RPI	RPI	RPI
DIV. I ONLY	18- 9	77	5- 5	276	188	133	133	15	15	
DIV. I NON-CONF.	5- 2	86	0- 0	324	200	145	145	14	14	
TOTALS	RPI 1-25	RPI 26-50	W-L RECORDS	RPI 51-100	RPI 101-150	RPI 150+				
18- 9	0- 0	0- 2	OVERALL	0- 0	5- 2	13- 5				
9- 3	0- 0	0- 1	HOME	0- 0	2- 1	7- 1				
7- 6	0- 0	0- 1	AWAY	0- 0	2- 1	5- 4				
2- 0	0- 0	0- 0	NEUTRAL	0- 0	1- 0	1- 0				
5- 2	0- 0	0- 0	NON-CONFERENCE	0- 0	1- 0	4- 2				
2- 0	0- 0	0- 0	HOME	0- 0	0- 0	2- 0				
1- 2	0- 0	0- 0	AWAY	0- 0	0- 0	1- 2				
2- 0	0- 0	0- 0	NEUTRAL	0- 0	1- 0	1- 0				
13- 7	0- 0	0- 2	CONFERENCE	0- 0	4- 2	9- 3				
7- 3	0- 0	0- 1	HOME	0- 0	2- 1	5- 1				
6- 4	0- 0	0- 1	AWAY	0- 0	2- 1	4- 2				
0- 0	0- 0	0- 0	NEUTRAL	0- 0	0- 0	0- 0				

RPI 1-25			RPI 26-50			RPI 51-100			RPI 101+			Team's RPI: 133
RPI	S	Opponent	Score	RPI	S	Opponent	Score	RPI	S	Opponent	Score	
				40	A	Arkansas St.	56 83					
				40	H	Arkansas St.	62 74					
								103	A	Little Rock	65 58	
								103	H	Little Rock	49 58	
								140	N	Arkansas	67 59	
								142	A	Troy	83 90	
								142	H	Troy	56 53	
								146	A	UT Arlington	59 42	
								146	H	UT Arlington	63 52	
								177	A	Ole Miss	82 78	
								183	A	Louisiana Tech	62 79	
								184	A	South Ala.	59 68	
								184	H	South Ala.	69 50	
								197	N	Sacred Heart	60 58	
								242	A	Texas St.	59 47	
								242	H	Texas St.	42 46	
								262	A	Appalachian St.	59 76	
								262	H	Appalachian St.	60 51	
								267	H	UC Santa Barbara	61 42	
								272	A	La.-Monroe	71 52	
								272	H	La.-Monroe	52 40	
								273	A	Georgia St.	77 57	
								273	H	Georgia St.	65 60	
								285	A	Houston	51 52	
								290	A	Ga. Southern	56 39	
								290	H	Ga. Southern	56 49	
								295	H	Alcorn	73 61	
LAST 12 Division I GAMES:												
				290	H	Ga. Southern	56 49	103	H	Little Rock	49 58	
				273	H	Georgia St.	65 60	40	H	Arkansas St.	62 74	
				184	A	South Ala.	59 68	262	A	Appalachian St.	59 76	
				142	A	Troy	83 90	272	H	La.-Monroe	52 40	
				242	A	Texas St.	59 47	146	H	UT Arlington	63 52	
				146	A	UT Arlington	59 42	242	H	Texas St.	42 46	

Non-Div I Games: Southern-N.O. 81 28 Dillard 84 36

La.-Lafayette

Loss, Non-Conf, S Site, H Home A Away N Neutral

La.-Monroe

Through Games Of March 6, 2016

Average RPI Win:	255	WON-LOST	WINNING	LAST 10	STRENGTH OF	OPP. STRENGTH	TEAM	ADJ.	CONF.	ADJ CONF.
Average RPI Loss:	152	RECORD	PCT. RANK	GAMES	SCHEDULE	OF SCHEDULE	RPI	RPI	RPI	RPI
DIV. I ONLY	8- 17	272	3- 7	253	181	272	272	15	15	
DIV. I NON-CONF.	2- 3	201	0- 0	329	105	242	242	14	14	
TOTALS	RPI 1-25	RPI 26-50	W-L RECORDS	RPI 51-100	RPI 101-150	RPI 150+				
8- 17	0- 0	0- 2	OVERALL	0- 0	1- 10	7- 5				
5- 6	0- 0	0- 1	HOME	0- 0	1- 3	4- 2				
3- 11	0- 0	0- 1	AWAY	0- 0	0- 7	3- 3				
0- 0	0- 0	0- 0	NEUTRAL	0- 0	0- 0	0- 0				
2- 3	0- 0	0- 0	NON-CONFERENCE	0- 0	0- 3	2- 0				
1- 0	0- 0	0- 0	HOME	0- 0	0- 0	1- 0				
1- 3	0- 0	0- 0	AWAY	0- 0	0- 3	1- 0				
0- 0	0- 0	0- 0	NEUTRAL	0- 0	0- 0	0- 0				
6- 14	0- 0	0- 2	CONFERENCE	0- 0	1- 7	5- 5				
4- 6	0- 0	0- 1	HOME	0- 0	1- 3	3- 2				
2- 8	0- 0	0- 1	AWAY	0- 0	0- 4	2- 3				
0- 0	0- 0	0- 0	NEUTRAL	0- 0	0- 0	0- 0				

RPI 1-25			RPI 26-50			RPI 51-100			RPI 101+			Team's RPI: 272
RPI	S	Opponent	Score	RPI	S	Opponent	Score	RPI	S	Opponent	Score	
				40	A	Arkansas St.	43 66					
				40	H	Arkansas St.	64 78					
								103	A	Little Rock	44 56	
								103	H	Little Rock	37 53	
								106	A	TCU	42 80	
								119	A	LSU	54 61	
								133	A	La.-Lafayette	40 52	
								133	H	La.-Lafayette	52 71	
								142	A	Troy	64 74	
								142	H	Troy	77 73	
								144	A	McNeese St.	62 72	
								146	A	UT Arlington	32 40	
								146	H	UT Arlington	50 60	
								184	A	South Ala.	67 54	
								184	H	South Ala.	57 63	
								242	A	Texas St.	57 63	
								242	H	Texas St.	63 59	
								262	A	Appalachian St.	52 64	
								262	H	Appalachian St.	54 57	
								273	A	Georgia St.	52 65	
								273	H	Georgia St.	82 68	
								290	A	Ga. Southern	50 49	
								290	H	Ga. Southern	59 49	
								304	H	Nicholls St.	69 57	
								318	A	Southeastern La.	88 84	
LAST 12 Division I GAMES:												
				273	H	Georgia St.	82 68					
				290	H	Ga. Southern	59 49					
				142	A	Troy	64 74					
				184	A	South Ala.	67 54					
				146	A	UT Arlington	32 40					
				242	A	Texas St.	57 63					
				40	H	Arkansas St.	64 78					
				103	H	Little Rock	37 53					
				262	A	Appalachian St.	52 64					
				133	A	La.-Lafayette	40 52					
				242	H	Texas St.	63 59					
				146	H	UT Arlington	50 60					

Non-Div I Games: LSU-Alexandria 73 42 Louisiana Col. 85 42 LSU-Shreveport 57 40 Dillard 70 46 La.-Monroe

Loss, Non-Conf, S Site, H Home A Away N Neutral

Lafayette

Through Games Of March 6, 2016

Average RPI Win:	319	WON-LOST	WINNING	LAST 10	STRENGTH OF	OPP. STRENGTH	TEAM	ADJ.	CONF.	ADJ CONF.
Average RPI Loss:	194	RECORD	PCT. RANK	GAMES	SCHEDULE	OF SCHEDULE	RPI	RPI	RPI	RPI
DIV. I ONLY	6- 23	311	2- 8	297	301	328	328	27	27	
DIV. I NON-CONF.	2- 8	290	0- 0	275	298	328	328	27	27	
TOTALS	RPI 1-25	RPI 26-50	W-L RECORDS	RPI 51-100	RPI 101-150	RPI 150+				
6- 23	0- 1	0- 1	OVERALL	0- 4	0- 0	6- 17				
4- 8	0- 1	0- 0	HOME	0- 2	0- 0	4- 5				
2- 13	0- 0	0- 1	AWAY	0- 2	0- 0	2- 10				
0- 2	0- 0	0- 0	NEUTRAL	0- 0	0- 0	0- 2				
2- 8	0- 1	0- 1	NON-CONFERENCE	0- 0	0- 0	2- 6				
2- 1	0- 1	0- 0	HOME	0- 0	0- 0	2- 0				
0- 5	0- 0	0- 1	AWAY	0- 0	0- 0	0- 4				
0- 2	0- 0	0- 0	NEUTRAL	0- 0	0- 0	0- 2				
4- 15	0- 0	0- 0	CONFERENCE	0- 4	0- 0	4- 11				
2- 7	0- 0	0- 0	HOME	0- 2	0- 0	2- 5				
2- 8	0- 0	0- 0	AWAY	0- 2	0- 0	2- 6				
0- 0	0- 0	0- 0	NEUTRAL	0- 0	0- 0	0- 0				

RPI 1-25				RPI 26-50				RPI 51-100				RPI 101+ Team's RPI: 328			
RPI	S	Opponent	Score	RPI	S	Opponent	Score	RPI	S	Opponent	Score	RPI	S	Opponent	Score
18	H	Duquesne	65 73	36	A	Penn	37 54	66	A	Army West Point	57 84	159	A	Fordham	49 61
								66	H	Army West Point	45 78	163	A	Delaware	47 67
								89	A	Bucknell	55 69	196	N	Richmond	46 54
								89	H	Bucknell	59 68	217	A	Hartford	50 55
												220	A	Lehigh	74 82
												220	H	Lehigh	65 80
												228	A	Navy	48 64
												228	H	Navy	58 65
												230	A	Loyola Maryland	65 66
												230	H	Loyola Maryland	51 55
												250	N	Coppin St.	57 64
												254	A	Holy Cross	49 66
												254	H	Holy Cross	54 57
												276	A	American	60 51
												276	H	American	63 59
												299	A	Colgate	68 80
												299	A	Colgate	55 70
												299	H	Colgate	59 72
												337	H	St. Francis Brooklyn	77 59
												338	H	Saint Peter's	72 69
												344	A	Boston U.	71 64
												344	H	Boston U.	71 56
												345	A	Wagner	48 69
LAST 12 Division I GAMES:															
299	A	Colgate	68 80	228	A	Navy	48 64								
89	H	Bucknell	59 68	254	H	Holy Cross	54 57								
299	A	Colgate	55 70	344	A	Boston U.	71 64								
89	A	Bucknell	55 69	66	A	Army West Point	57 84								
220	H	Lehigh	65 80	230	H	Loyola Maryland	51 55								
276	H	American	63 59	220	A	Lehigh	74 82								

Non-Div I Games:

Lafayette

■ Loss,
 ■ Non-Conf,
 S Site,
 ■ Home
 ■ Away
 N Neutral

Average RPI Win:	261	WON-LOST	WINNING	LAST 10	STRENGTH OF	OPP. STRENGTH	TEAM	ADJ.	CONF.	ADJ CONF.
Average RPI Loss:	181	RECORD	PCT. RANK	GAMES	SCHEDULE	OF SCHEDULE	RPI	RPI	RPI	RPI
DIV. I ONLY	7- 18	287	3- 7	242	264	287	287	25	25	
DIV. I NON-CONF.	0- 7	338	0- 0	224	112	335	335	26	26	
TOTALS	RPI 1-25	RPI 26-50	W-L RECORDS	RPI 51-100	RPI 101-150	RPI 150+				
7- 18	0- 0	0- 2	OVERALL	1- 3	0- 3	6- 10				
5- 5	0- 0	0- 0	HOME	1- 0	0- 2	4- 3				
2- 13	0- 0	0- 2	AWAY	0- 3	0- 1	2- 7				
0- 0	0- 0	0- 0	NEUTRAL	0- 0	0- 0	0- 0				
0- 7	0- 0	0- 2	NON-CONFERENCE	0- 1	0- 0	0- 4				
0- 1	0- 0	0- 0	HOME	0- 0	0- 0	0- 1				
0- 6	0- 0	0- 2	AWAY	0- 1	0- 0	0- 3				
0- 0	0- 0	0- 0	NEUTRAL	0- 0	0- 0	0- 0				
7- 11	0- 0	0- 0	CONFERENCE	1- 2	0- 3	6- 6				
5- 4	0- 0	0- 0	HOME	1- 0	0- 2	4- 2				
2- 7	0- 0	0- 0	AWAY	0- 2	0- 1	2- 4				
0- 0	0- 0	0- 0	NEUTRAL	0- 0	0- 0	0- 0				

RPI S	Opponent	Score	RPI S	Opponent	Score	RPI S	Opponent	Score	RPI S	Opponent	Score	Team's RPI: 287
30	A Oklahoma St.	45 90	76	A Abilene Christian	62 90	114	H Northwestern St.	51 73				
43	A Missouri	57 91	76	H Abilene Christian	63 54	144	A McNeese St.	84 92				
			87	A Utah	67 71	144	H McNeese St.	69 76				
			99	A Central Ark.	49 74	174	A Loyola Chicago	71 82				
						198	A SFA	64 60				
						198	H SFA	77 79				
						223	H Canisius	55 57				
						236	A Sam Houston St.	75 78				
						236	H Sam Houston St.	76 78				
						248	A Houston Baptist	66 77				
						248	H Houston Baptist	77 70				
						279	A Prairie View	72 80				
						304	A Nicholls St.	59 69				
						310	A Northern Ariz.	63 75				
						313	H A&M-Corpus Christi	75 70				
						318	A Southeastern La.	66 73				
						329	A Incarnate Word	67 61				
						329	H Incarnate Word	59 49				
						331	H New Orleans	79 52				
LAST 12 Division I GAMES:												
236	A Sam Houston St.	75 78	329	H Incarnate Word	59 49							
329	A Incarnate Word	67 61	76	H Abilene Christian	63 54							
144	H McNeese St.	69 76	76	A Abilene Christian	62 90							
144	A McNeese St.	84 92	236	H Sam Houston St.	76 78							
198	H SFA	77 79	248	H Houston Baptist	77 70							
248	A Houston Baptist	66 77	198	A SFA	64 60							

Non-Div I Games: Howard Payne 88 50 Tex. A&M-Kingsville 82 66 Schreiner 60 41 Louisiana Col. 99 34
Lamar

Loss, Non-Conf, S Site, H Home A Away N Neutral

Average RPI Win: 280	WON-LOST	WINNING	LAST 10	STRENGTH OF	OPP. STRENGTH	TEAM	ADJ.	CONF.	ADJ CONF.
Average RPI Loss: 167	RECORD	PCT. RANK	GAMES	SCHEDULE	OF SCHEDULE	RPI	RPI	RPI	RPI
DIV. I ONLY	16- 12	133	5- 5	325	278	220	220	27	27
DIV. I NON-CONF.	6- 4	125	0- 0	332	219	229	229	27	27
TOTALS	RPI 1-25	RPI 26-50	W-L RECORDS	RPI 51-100	RPI 101-150	RPI 150+			
16- 12	0- 0	0- 0	OVERALL	0- 5	0- 1	16- 6			
8- 6	0- 0	0- 0	HOME	0- 3	0- 1	8- 2			
8- 6	0- 0	0- 0	AWAY	0- 2	0- 0	8- 4			
0- 0	0- 0	0- 0	NEUTRAL	0- 0	0- 0	0- 0			
6- 4	0- 0	0- 0	NON-CONFERENCE	0- 1	0- 1	6- 2			
3- 2	0- 0	0- 0	HOME	0- 1	0- 1	3- 0			
3- 2	0- 0	0- 0	AWAY	0- 0	0- 0	3- 2			
0- 0	0- 0	0- 0	NEUTRAL	0- 0	0- 0	0- 0			
10- 8	0- 0	0- 0	CONFERENCE	0- 4	0- 0	10- 4			
5- 4	0- 0	0- 0	HOME	0- 2	0- 0	5- 2			
5- 4	0- 0	0- 0	AWAY	0- 2	0- 0	5- 2			
0- 0	0- 0	0- 0	NEUTRAL	0- 0	0- 0	0- 0			

RPI 1-25			RPI 26-50			RPI 51-100			RPI 101+			Team's RPI: 220			
RPI	S	Opponent	Score	RPI	S	Opponent	Score	RPI	S	Opponent	Score	RPI	S	Opponent	Score
								53	H	Villanova	44 65	115	H	Saint Joseph's	62 63
								66	A	Army West Point	39 63	162	H	Montana	80 53
								66	H	Army West Point	49 69	180	A	Illinois	67 76
								89	A	Bucknell	77 80	207	A	Hampton	63 56
								89	H	Bucknell	54 67	228	A	Navy	51 48
												228	H	Navy	54 62
												230	A	Loyola Maryland	76 68
												230	H	Loyola Maryland	66 48
												243	H	Monmouth	95 88
												254	A	Holy Cross	71 77
												254	H	Holy Cross	61 58
												276	A	American	61 52
												276	H	American	55 59
												284	A	Rider	60 61
												299	A	Colgate	72 82
												299	H	Colgate	83 74
												322	A	Delaware St.	83 49
												328	A	Lafayette	80 65
												328	H	Lafayette	82 74
												338	H	Saint Peter's	74 42
												342	A	NJIT	75 47
												344	A	Boston U.	73 66
												344	H	Boston U.	72 48
LAST 12 Division I GAMES:															
299	A	Colgate	72 82	89	H	Bucknell	54 67	276	A	American	61 52				
66	H	Army West Point	49 69	230	A	Loyola Maryland	76 68	344	H	Boston U.	72 48				
299	H	Colgate	83 74	328	H	Lafayette	82 74	228	A	Navy	51 48				
328	A	Lafayette	80 65												
228	H	Navy	54 62												
254	A	Holy Cross	71 77												

Non-Div I Games: Kutztown 81 51

Lehigh

■ Loss,
 ■ Non-Conf,
 ■ S Site,
 ■ H Home
 ■ A Away
 N Neutral

Liberty

Through Games Of March 6, 2016

Average RPI Win: 248	WON-LOST	WINNING	LAST 10	STRENGTH OF	OPP. STRENGTH	TEAM	ADJ.	CONF.	ADJ CONF.
Average RPI Loss: 118	RECORD	PCT. RANK	GAMES	SCHEDULE	OF SCHEDULE	RPI	RPI	RPI	RPI
DIV. I ONLY	17- 11	109	7- 3	149	234	128	128	26	26
DIV. I NON-CONF.	2- 6	272	0- 0	16	3	143	143	29	29
TOTALS	RPI 1-25	RPI 26-50	W-L RECORDS	RPI 51-100	RPI 101-150	RPI 150+			
17- 11	0- 1	0- 4	OVERALL	1- 1	1- 1	15- 4			
9- 4	0- 0	0- 2	HOME	1- 0	1- 0	7- 2			
8- 5	0- 0	0- 2	AWAY	0- 0	0- 1	8- 2			
0- 2	0- 1	0- 0	NEUTRAL	0- 1	0- 0	0- 0			
2- 6	0- 1	0- 4	NON-CONFERENCE	1- 1	0- 0	1- 0			
1- 2	0- 0	0- 2	HOME	1- 0	0- 0	0- 0			
1- 2	0- 0	0- 2	AWAY	0- 0	0- 0	1- 0			
0- 2	0- 1	0- 0	NEUTRAL	0- 1	0- 0	0- 0			
15- 5	0- 0	0- 0	CONFERENCE	0- 0	1- 1	14- 4			
8- 2	0- 0	0- 0	HOME	0- 0	1- 0	7- 2			
7- 3	0- 0	0- 0	AWAY	0- 0	0- 1	7- 2			
0- 0	0- 0	0- 0	NEUTRAL	0- 0	0- 0	0- 0			

RPI 1-25				RPI 26-50				RPI 51-100				RPI 101+				Team's RPI: 128	
RPI	S	Opponent	Score	RPI	S	Opponent	Score	RPI	S	Opponent	Score	RPI	S	Opponent	Score		
7	N	Ohio St.	65 75	34	H	Seton Hall	56 92	86	N	California	72 77	132	A	UNC Asheville	51 56		
				35	A	James Madison	56 72	88	H	Elon	72 63	132	H	UNC Asheville	71 53		
				47	A	Duke	41 79					175	A	Radford	49 43		
				49	H	North Carolina St.	53 61					175	H	Radford	67 53		
												206	A	Gardner-Webb	57 61		
												206	H	Gardner-Webb	73 51		
												208	A	Presbyterian	42 60		
												208	H	Presbyterian	49 57		
												253	A	High Point	73 68		
												253	H	High Point	56 43		
												262	A	Appalachian St.	74 68		
												268	A	Campbell	62 52		
												268	H	Campbell	67 55		
												283	A	Coastal Caro.	65 63		
												283	H	Coastal Caro.	51 58		
												292	A	Charleston So.	59 49		
												292	H	Charleston So.	51 40		
												308	A	Longwood	72 67		
												308	H	Longwood	67 47		
												326	A	Winthrop	59 42		
												326	H	Winthrop	77 61		
LAST 12 Division I GAMES:																	
				208	H	Presbyterian	49 57					268	H	Campbell	67 55		
				326	A	Winthrop	59 42					175	H	Radford	67 53		
				308	H	Longwood	67 47					292	A	Charleston So.	59 49		
				253	A	High Point	73 68					253	H	High Point	56 43		
				283	H	Coastal Caro.	51 58					206	H	Gardner-Webb	73 51		
				132	A	UNC Asheville	51 56					308	A	Longwood	72 67		

Non-Div I Games: Shepherd 69 57

Liberty

Loss, Non-Conf, S Site, H Home A Away N Neutral

Average RPI Win: 306	WON-LOST	WINNING	LAST 10	STRENGTH OF	OPP. STRENGTH	TEAM	ADJ.	CONF.	ADJ CONF.
Average RPI Loss: 197	RECORD	PCT. RANK	GAMES	SCHEDULE	OF SCHEDULE	RPI	RPI	RPI	RPI
DIV. I ONLY	4- 25	331	2- 8	211	325	333	333	29	29
DIV. I NON-CONF.	2- 12	311	0- 0	194	337	309	309	28	28
TOTALS	RPI 1-25	RPI 26-50	W-L RECORDS	RPI 51-100	RPI 101-150	RPI 150+			
4- 25	0- 0	0- 1	OVERALL	0- 4	0- 1	4- 19			
3- 11	0- 0	0- 1	HOME	0- 3	0- 0	3- 7			
1- 13	0- 0	0- 0	AWAY	0- 1	0- 1	1- 11			
0- 1	0- 0	0- 0	NEUTRAL	0- 0	0- 0	0- 1			
2- 12	0- 0	0- 1	NON-CONFERENCE	0- 2	0- 1	2- 8			
1- 6	0- 0	0- 1	HOME	0- 2	0- 0	1- 3			
1- 5	0- 0	0- 0	AWAY	0- 0	0- 1	1- 4			
0- 1	0- 0	0- 0	NEUTRAL	0- 0	0- 0	0- 1			
2- 13	0- 0	0- 0	CONFERENCE	0- 2	0- 0	2- 11			
2- 5	0- 0	0- 0	HOME	0- 1	0- 0	2- 4			
0- 8	0- 0	0- 0	AWAY	0- 1	0- 0	0- 7			
0- 0	0- 0	0- 0	NEUTRAL	0- 0	0- 0	0- 0			

RPI 1-25			RPI 26-50			RPI 51-100			RPI 101+			Team's RPI: 333			
RPI	S	Opponent	Score	RPI	S	Opponent	Score	RPI	S	Opponent	Score				
				37	H	Western Ky.	56 64	57	H	Ball St.	60 72	102	A	Wright St.	65 92
								68	A	FGCU	52 91	152	A	Jacksonville	51 81
								68	H	FGCU	39 71	152	A	Jacksonville	51 80
								78	H	Belmont	68 90	152	H	Jacksonville	55 76
												160	A	Alabama	49 68
												194	A	Stetson	75 79
												194	H	Stetson	62 83
												210	A	USC Upstate	71 93
												210	H	USC Upstate	54 81
												230	H	Loyola Maryland	52 57
												231	H	Southeast Mo. St.	69 84
												235	N	Texas Southern	62 66
												258	A	Tennessee St.	65 77
												264	H	Murray St.	93 85
												280	A	Tennessee Tech	70 81
												288	A	Kennesaw St.	54 55
												288	H	Kennesaw St.	64 68
												290	A	Ga. Southern	66 55
												306	H	Morehead St.	77 92
												307	A	Jackson St.	52 53
												327	A	North Florida	70 78
												327	H	North Florida	78 71
												342	A	NJIT	51 61
												342	H	NJIT	63 49
LAST 12 Division I GAMES:															
				152	A	Jacksonville	51 80	342	H	NJIT	63 49				
				288	H	Kennesaw St.	64 68	210	A	USC Upstate	71 93				
				68	A	FGCU	52 91	342	A	NJIT	51 61				
				194	A	Stetson	75 79	210	H	USC Upstate	54 81				
				152	H	Jacksonville	55 76	194	H	Stetson	62 83				
				327	H	North Florida	78 71	68	H	FGCU	39 71				

Non-Div I Games: North Ala. 88 67

Lipscomb

■ Loss,
 ■ Non-Conf,
 ■ S Site,
 ■ H Home
 ■ A Away
 N Neutral

Little Rock

Through Games Of March 6, 2016

Average RPI Win:	203	WON-LOST	WINNING	LAST 10	STRENGTH OF	OPP. STRENGTH	TEAM	ADJ.	CONF.	ADJ CONF.
Average RPI Loss:	99	RECORD	PCT. RANK	GAMES	SCHEDULE	OF SCHEDULE	RPI	RPI	RPI	RPI
DIV. I ONLY	18- 11	102	10- 0	114	133	103	103	15	15	
DIV. I NON-CONF.	2- 7	280	0- 0	31	5	181	181	14	14	
TOTALS	RPI 1-25	RPI 26-50	W-L RECORDS	RPI 51-100	RPI 101-150	RPI 150+				
18- 11	0- 2	1- 2	OVERALL	0- 2	6- 3	11- 2				
10- 5	0- 1	1- 0	HOME	0- 1	3- 2	6- 1				
8- 6	0- 1	0- 2	AWAY	0- 1	3- 1	5- 1				
0- 0	0- 0	0- 0	NEUTRAL	0- 0	0- 0	0- 0				
2- 7	0- 2	0- 1	NON-CONFERENCE	0- 2	2- 1	0- 1				
1- 4	0- 1	0- 0	HOME	0- 1	1- 1	0- 1				
1- 3	0- 1	0- 1	AWAY	0- 1	1- 0	0- 0				
0- 0	0- 0	0- 0	NEUTRAL	0- 0	0- 0	0- 0				
16- 4	0- 0	1- 1	CONFERENCE	0- 0	4- 2	11- 1				
9- 1	0- 0	1- 0	HOME	0- 0	2- 1	6- 0				
7- 3	0- 0	0- 1	AWAY	0- 0	2- 1	5- 1				
0- 0	0- 0	0- 0	NEUTRAL	0- 0	0- 0	0- 0				

RPI 1-25				RPI 26-50				RPI 51-100				RPI 101+ Team's RPI: 103			
RPI	S	Opponent	Score	RPI	S	Opponent	Score	RPI	S	Opponent	Score	RPI	S	Opponent	Score
6	H	Texas	56 66	29	A	Oklahoma	52 65	73	A	Tulane	53 69	110	H	Memphis	61 53
19	A	Texas A&M	39 69	40	A	Arkansas St.	53 66	91	H	Missouri St.	58 64	119	H	LSU	51 57
				40	H	Arkansas St.	71 69					133	A	La.-Lafayette	58 49
												133	H	La.-Lafayette	58 65
												138	A	Oral Roberts	66 52
												142	A	Troy	71 78
												142	H	Troy	79 64
												146	A	UT Arlington	59 55
												146	H	UT Arlington	49 43
												184	A	South Ala.	47 34
												184	H	South Ala.	74 43
												190	H	Tulsa	63 74
												242	A	Texas St.	57 67
												242	H	Texas St.	57 45
												262	A	Appalachian St.	72 67
												262	H	Appalachian St.	67 50
												272	A	La.-Monroe	53 37
												272	H	La.-Monroe	56 44
												273	A	Georgia St.	54 39
												273	H	Georgia St.	59 32
												290	A	Ga. Southern	50 45
												290	H	Ga. Southern	69 36
LAST 12 Division I GAMES:															
262	A	Appalachian St.	72 67	133	A	La.-Lafayette	58 49								
40	H	Arkansas St.	71 69	272	A	La.-Monroe	53 37								
242	H	Texas St.	57 45	184	H	South Ala.	74 43								
146	H	UT Arlington	49 43	142	H	Troy	79 64								
290	A	Ga. Southern	50 45	273	H	Georgia St.	59 32								
273	A	Georgia St.	54 39	290	H	Ga. Southern	69 36								

Non-Div I Games:

Little Rock

Loss, Non-Conf, S Site, H Home A Away N Neutral

Average RPI Win:	248	WON-LOST	WINNING	LAST 10	STRENGTH OF	OPP. STRENGTH	TEAM	ADJ.	CONF.	ADJ CONF.
Average RPI Loss:	88	RECORD	PCT. RANK	GAMES	SCHEDULE	OF SCHEDULE	RPI	RPI	RPI	RPI
DIV. I ONLY	23- 7	41	8- 2	335	170	129	129	22	22	
DIV. I NON-CONF.	11- 3	54	0- 0	320	64	125	125	21	21	
TOTALS	RPI 1-25	RPI 26-50	W-L RECORDS	RPI 51-100	RPI 101-150	RPI 150+				
23- 7	0- 0	1- 0	OVERALL	0- 4	1- 3	21- 0				
11- 3	0- 0	1- 0	HOME	0- 2	0- 1	10- 0				
10- 4	0- 0	0- 0	AWAY	0- 2	0- 2	10- 0				
2- 0	0- 0	0- 0	NEUTRAL	0- 0	1- 0	1- 0				
11- 3	0- 0	1- 0	NON-CONFERENCE	0- 2	1- 1	9- 0				
5- 1	0- 0	1- 0	HOME	0- 1	0- 0	4- 0				
4- 2	0- 0	0- 0	AWAY	0- 1	0- 1	4- 0				
2- 0	0- 0	0- 0	NEUTRAL	0- 0	1- 0	1- 0				
12- 4	0- 0	0- 0	CONFERENCE	0- 2	0- 2	12- 0				
6- 2	0- 0	0- 0	HOME	0- 1	0- 1	6- 0				
6- 2	0- 0	0- 0	AWAY	0- 1	0- 1	6- 0				
0- 0	0- 0	0- 0	NEUTRAL	0- 0	0- 0	0- 0				

RPI S	Opponent	Score	RPI S	Opponent	Score	RPI S	Opponent	Score	RPI S	Opponent	Score	Team's RPI: 129
31	H UTEP	47 40	55	A Southern California	43 69	114	N Northwestern St.	60 59				
			59	A UC Riverside	58 83	118	A Hawaii	42 60				
			59	H UC Riverside	60 78	118	H Hawaii	55 67				
			90	H San Francisco	52 66	119	A LSU	53 59				
						172	A Pacific	68 60				
						187	A Cal Poly	61 56				
						187	H Cal Poly	65 53				
						188	A UC Davis	75 62				
						188	H UC Davis	74 64				
						200	H Colorado	59 42				
						202	H UNLV	67 63				
						255	H San Diego St.	74 54				
						267	A UC Santa Barbara	58 55				
						267	H UC Santa Barbara	60 52				
						271	A Seattle	69 57				
						285	A Houston	47 41				
						298	A CSUN	79 69				
						298	H CSUN	74 71				
						300	A Denver	48 41				
						310	N Northern Ariz.	69 48				
						323	H Portland St.	89 71				
						336	A UC Irvine	71 65				
						336	H UC Irvine	67 49				
						339	A Cal St. Fullerton	82 61				
						339	H Cal St. Fullerton	62 57				
LAST 12 Division I GAMES:												
298	A	CSUN	79	69	267	H	UC Santa Barbara	60	52			
188	H	UC Davis	74	64	118	A	Hawaii	42	60			
336	H	UC Irvine	67	49	298	H	CSUN	74	71			
187	A	Cal Poly	61	56	187	H	Cal Poly	65	53			
267	A	UC Santa Barbara	58	55	188	A	UC Davis	75	62			
59	A	UC Riverside	58	83	339	H	Cal St. Fullerton	62	57			

Non-Div I Games:

Long Beach St.

■ Loss,
■ Non-Conf,
■ S Site,
■ Home
■ A Away
N Neutral

Average RPI Win: 295	WON-LOST	WINNING	LAST 10	STRENGTH OF	OPP. STRENGTH	TEAM	ADJ.	CONF.	ADJ CONF.
Average RPI Loss: 187	RECORD	PCT. RANK	GAMES	SCHEDULE	OF SCHEDULE	RPI	RPI	RPI	RPI
DIV. I ONLY	6- 21	308	3- 7	238	296	308	308	26	26
DIV. I NON-CONF.	1- 6	311	0- 0	163	135	282	282	29	29
TOTALS	RPI 1-25	RPI 26-50	W-L RECORDS	RPI 51-100	RPI 101-150	RPI 150+			
6- 21	0- 2	0- 1	OVERALL	0- 0	0- 5	6- 13			
4- 7	0- 0	0- 0	HOME	0- 0	0- 2	4- 5			
2- 14	0- 0	0- 0	AWAY	0- 0	0- 1	2- 0			
0- 0	0- 0	0- 0	NEUTRAL	0- 0	0- 0	0- 0			
1- 6	0- 2	0- 1	NON-CONFERENCE	0- 0	0- 1	1- 2			
1- 0	0- 0	0- 0	HOME	0- 0	0- 0	1- 0			
0- 6	0- 2	0- 1	AWAY	0- 0	0- 1	0- 2			
0- 0	0- 0	0- 0	NEUTRAL	0- 0	0- 0	0- 0			
5- 15	0- 0	0- 0	CONFERENCE	0- 0	0- 4	5- 11			
3- 7	0- 0	0- 0	HOME	0- 0	0- 2	3- 5			
2- 8	0- 0	0- 0	AWAY	0- 0	0- 2	2- 6			
0- 0	0- 0	0- 0	NEUTRAL	0- 0	0- 0	0- 0			

RPI 1-25				RPI 26-50				RPI 51-100				RPI 101+ Team's RPI: 308			
RPI	S	Opponent	Score	RPI	S	Opponent	Score	RPI	S	Opponent	Score	RPI	S	Opponent	Score
5	A	Oregon St.	45 110	35	A	James Madison	30 88					108	A	Virginia	46 81
22	A	West Virginia	43 74									128	A	Liberty	47 67
												128	H	Liberty	67 72
												132	A	UNC Asheville	42 81
												132	H	UNC Asheville	54 61
												175	A	Radford	64 80
												175	H	Radford	67 79
												206	A	Gardner-Webb	42 67
												206	H	Gardner-Webb	62 59
												208	A	Presbyterian	49 75
												208	H	Presbyterian	38 59
												253	A	High Point	68 79
												253	H	High Point	70 89
												268	A	Campbell	65 72
												268	H	Campbell	56 73
												283	A	Coastal Caro.	56 48
												283	H	Coastal Caro.	84 76
												292	A	Charleston So.	58 66
												292	H	Charleston So.	54 63
												309	A	UNCG	60 81
												322	A	Delaware St.	63 88
												326	A	Winthrop	63 60
												326	H	Winthrop	67 60
												348	H	N.C. Central	60 49
LAST 12 Division I GAMES:															
206	H	Gardner-Webb	62 59	132	H	UNC Asheville	54 61								
283	H	Coastal Caro.	84 76	292	A	Charleston So.	58 66								
128	A	Liberty	47 67	208	A	Presbyterian	49 75								
175	A	Radford	64 80	326	H	Winthrop	67 60								
253	H	High Point	70 89	128	H	Liberty	67 72								
268	A	Campbell	65 72	206	A	Gardner-Webb	42 67								

Non-Div I Games: Notre Dame (MD) 83 32 N.C. Wesleyan 100 57

Longwood

■ Loss,
 ■ Non-Conf,
 ■ S Site,
 ■ Home
 ■ A Away
 N Neutral

Louisiana Tech

Through Games Of March 6, 2016

Average RPI Win:	226	WON-LOST	WINNING	LAST 10	STRENGTH OF	OPP. STRENGTH	TEAM	ADJ.	CONF.	ADJ CONF.
Average RPI Loss:	115	RECORD	PCT. RANK	GAMES	SCHEDULE	OF SCHEDULE	RPI	RPI	RPI	RPI
DIV. I ONLY	13- 15	196	4- 6	161	120	183	183	13	13	
DIV. I NON-CONF.	4- 6	201	0- 0	185	160	220	220	11	11	
TOTALS	RPI 1-25	RPI 26-50	W-L RECORDS	RPI 51-100	RPI 101-150	RPI 150+				
13- 15	0- 2	0- 3	OVERALL	0- 2	1- 3	12- 5				
8- 6	0- 1	0- 2	HOME	0- 0	1- 2	7- 1				
4- 8	0- 0	0- 0	AWAY	0- 2	0- 0	4- 0				
1- 1	0- 1	0- 0	NEUTRAL	0- 0	0- 0	1- 0				
4- 6	0- 2	0- 0	NON-CONFERENCE	0- 0	1- 2	3- 2				
2- 3	0- 1	0- 0	HOME	0- 0	1- 1	1- 1				
1- 2	0- 0	0- 0	AWAY	0- 0	0- 1	1- 1				
1- 1	0- 1	0- 0	NEUTRAL	0- 0	0- 0	1- 0				
9- 9	0- 0	0- 3	CONFERENCE	0- 2	0- 1	9- 3				
6- 3	0- 0	0- 2	HOME	0- 0	0- 1	6- 0				
3- 6	0- 0	0- 1	AWAY	0- 2	0- 0	3- 3				
0- 0	0- 0	0- 0	NEUTRAL	0- 0	0- 0	0- 0				

RPI 1-25				RPI 26-50				RPI 51-100				RPI 101+				Team's RPI: 183
RPI	S	Opponent	Score	RPI	S	Opponent	Score	RPI	S	Opponent	Score	RPI	S	Opponent	Score	
10	N	UCLA	57 68	31	A	UTEP	80 86	67	A	Middle Tenn.	57 68	123	A	Arizona	67 77	
23	H	Mississippi St.	63 93	31	H	UTEP	65 72	77	A	Charlotte	58 63	133	H	La.-Lafayette	79 62	
				37	H	Western Ky.	58 69					134	H	Marshall	52 54	
												144	H	McNeese St.	71 74	
												154	A	Old Dominion	69 51	
												164	H	Fla. Atlantic	65 62	
												165	A	UAB	49 64	
												171	A	Southern Miss.	59 69	
												171	H	Southern Miss.	72 37	
												195	A	Wisconsin	65 79	
												198	H	SFA	76 44	
												233	A	Rice	77 84	
												233	H	Rice	63 61	
												240	A	North Texas	78 67	
												240	H	North Texas	77 71	
												246	A	UTSA	82 72	
												246	H	UTSA	75 66	
												279	H	Prairie View	68 77	
												300	N	Denver	58 53	
												304	A	Nicholls St.	58 55	
												311	H	FIU	82 63	
LAST 12 Division I GAMES:																
				37	H	Western Ky.	58 69					165	A	UAB	49 64	
				134	H	Marshall	52 54					67	A	Middle Tenn.	57 68	
				233	A	Rice	77 84					240	H	North Texas	77 71	
				240	A	North Texas	78 67					233	H	Rice	63 61	
				31	H	UTEP	65 72					31	A	UTEP	80 86	
				246	H	UTSA	75 66					246	A	UTSA	82 72	

Non-Div I Games: Loyola (LA) 76 40

Louisiana Tech

■ Loss,
 ■ Non-Conf,
 ■ S Site,
 ■ Home
 ■ A Away
 N Neutral

Louisville

Through Games Of March 6, 2016

Average RPI Win:	117	WON-LOST	WINNING	LAST 10	STRENGTH OF	OPP. STRENGTH	TEAM	ADJ.	CONF.	ADJ CONF.
Average RPI Loss:	42	RECORD	PCT. RANK	GAMES	SCHEDULE	OF SCHEDULE	RPI	RPI	RPI	RPI
DIV. I ONLY	25- 7	32	8- 2	25	22	14	14	4	4	
DIV. I NON-CONF.	9- 5	108	1- 0	62	19	64	64	5	5	
TOTALS	RPI 1-25	RPI 26-50	W-L RECORDS	RPI 51-100	RPI 101-150	RPI 150+				
25- 7	4- 3	3- 1	OVERALL	2- 3	9- 0	7- 0				
12- 2	2- 1	1- 0	HOME	0- 1	6- 0	3- 0				
11- 2	2- 1	2- 1	AWAY	1- 0	3- 0	3- 0				
2- 3	0- 1	0- 0	NEUTRAL	1- 2	0- 0	1- 0				
9- 5	2- 1	0- 1	NON-CONFERENCE	0- 3	2- 0	5- 0				
5- 1	1- 0	0- 0	HOME	0- 1	2- 0	2- 0				
3- 2	1- 1	0- 1	AWAY	0- 0	0- 0	2- 0				
1- 2	0- 0	0- 0	NEUTRAL	0- 2	0- 0	1- 0				
16- 2	2- 2	3- 0	CONFERENCE	2- 0	7- 0	2- 0				
7- 1	1- 1	1- 0	HOME	0- 0	4- 0	1- 0				
8- 0	1- 0	2- 0	AWAY	1- 0	3- 0	1- 0				
1- 1	0- 1	0- 0	NEUTRAL	1- 0	0- 0	0- 0				

RPI	S	Opponent	Score
1	H	Notre Dame	61 66
12	A	Kentucky	54 72
13	A	Syracuse	71 53
13	N	Syracuse	75 80
15	H	Florida St.	79 69
17	A	Michigan St.	85 78
21	H	South Fla.	67 50

RPI	S	Opponent	Score
28	A	Miami (FL)	79 51
37	A	Western Ky.	69 71
47	H	Duke	65 48
49	A	North Carolina St.	92 90

RPI	S	Opponent	Score
64	N	Purdue	60 62
72	A	Georgia Tech	78 65
72	N	Georgia Tech	60 50
84	N	Dayton	66 79
86	H	California	71 75

RPI	S	Opponent	Score
104	H	UT Martin	88 66
108	A	Virginia	59 41
108	H	Virginia	74 59
116	A	Boston College	55 45
120	H	Virginia Tech	56 45
124	H	IUPUI	70 61
125	A	Pittsburgh	84 61
125	H	Pittsburgh	65 36
139	H	Wake Forest	78 54
153	A	North Carolina	78 60
161	N	Marist	65 53
214	H	Dartmouth	94 52
226	A	Col. of Charleston	71 67
241	H	Valparaiso	75 42
259	H	Clemson	75 33
280	A	Tennessee Tech	76 54

LAST 12 Division I GAMES:

13	N	Syracuse	75 80	21	H	South Fla.	67 50
72	N	Georgia Tech	60 50	125	A	Pittsburgh	84 61
125	H	Pittsburgh	65 36	1	H	Notre Dame	61 66
28	A	Miami (FL)	79 51	153	A	North Carolina	78 60
116	A	Boston College	55 45	139	H	Wake Forest	78 54
108	H	Virginia	74 59	259	H	Clemson	75 33

Non-Div I Games:

Louisville

■ Loss,
 ■ Non-Conf, S Site,
 ■ Home
 ■ Away
 N Neutral

Average RPI Win:	245	WON-LOST	WINNING	LAST 10	STRENGTH OF	OPP. STRENGTH	TEAM	ADJ.	CONF.	ADJ CONF.
Average RPI Loss:	111	RECORD	PCT. RANK	GAMES	SCHEDULE	OF SCHEDULE	RPI	RPI	RPI	RPI
DIV. I ONLY	14- 15	175	4- 6	181	156	174	174	21	21	
DIV. I NON-CONF.	4- 7	222	0- 0	80	21	153	153	17	17	
TOTALS	RPI 1-25	RPI 26-50	W-L RECORDS	RPI 51-100	RPI 101-150	RPI 150+				
14- 15	1- 2	0- 1	OVERALL	1- 7	2- 2	10- 3				
7- 7	0- 0	0- 1	HOME	1- 3	1- 2	5- 1				
7- 8	1- 2	0- 0	AWAY	0- 4	1- 0	5- 2				
0- 0	0- 0	0- 0	NEUTRAL	0- 0	0- 0	0- 0				
4- 7	1- 2	0- 1	NON-CONFERENCE	0- 2	0- 2	3- 0				
1- 4	0- 0	0- 1	HOME	0- 1	0- 2	1- 0				
3- 3	1- 2	0- 0	AWAY	0- 1	0- 0	2- 0				
0- 0	0- 0	0- 0	NEUTRAL	0- 0	0- 0	0- 0				
10- 8	0- 0	0- 0	CONFERENCE	1- 5	2- 0	7- 3				
6- 3	0- 0	0- 0	HOME	1- 2	1- 0	4- 1				
4- 5	0- 0	0- 0	AWAY	0- 3	1- 0	3- 2				
0- 0	0- 0	0- 0	NEUTRAL	0- 0	0- 0	0- 0				

RPI 1-25				RPI 26-50				RPI 51-100				RPI 101+ Team's RPI: 174			
RPI	S	Opponent	Score	RPI	S	Opponent	Score	RPI	S	Opponent	Score	RPI	S	Opponent	Score
17	A	Michigan St.	47 76	28	H	Miami (FL)	50 77	70	H	Central Mich.	59 68	101	H	Northwestern	72 81
20	A	DePaul	88 75					72	A	Georgia Tech	77 84	136	A	Southern Ill.	69 68
25	A	Green Bay	51 65					91	A	Missouri St.	81 91	136	H	Southern Ill.	83 59
								91	H	Missouri St.	62 73	141	H	Western Mich.	45 68
								96	A	UNI	52 63	225	A	Indiana St.	48 62
								96	H	UNI	64 60	225	H	Indiana St.	71 74
								98	A	Drake	61 91	233	A	Rice	57 50
								98	H	Drake	65 81	287	H	Lamar	82 71
												291	A	Wichita St.	62 65
												291	H	Wichita St.	60 55
												303	A	Bradley	67 54
												303	H	Bradley	69 63
												314	A	Illinois St.	57 41
												314	H	Illinois St.	73 61
												330	A	Evansville	63 49
												330	H	Evansville	67 54
												340	A	Eastern Ill.	86 75
LAST 12 Division I GAMES:															
303	H	Bradley	69 63	91	A	Missouri St.	81 91								
96	A	UNI	52 63	330	H	Evansville	67 54								
98	A	Drake	61 91	136	H	Southern Ill.	83 59								
225	H	Indiana St.	71 74	98	H	Drake	65 81								
314	H	Illinois St.	73 61	96	H	UNI	64 60								
291	A	Wichita St.	62 65	314	A	Illinois St.	57 41								

Non-Div I Games:

Loyola Chicago

■ Loss,
 ■ Non-Conf,
 ■ S Site,
 ■ H Home
 ■ A Away
 N Neutral

Loyola Maryland

Through Games Of March 6, 2016

Average RPI Win:	302	WON-LOST	WINNING	LAST 10	STRENGTH OF	OPP. STRENGTH	TEAM	ADJ.	CONF.	ADJ CONF.
Average RPI Loss:	158	RECORD	PCT. RANK	GAMES	SCHEDULE	OF SCHEDULE	RPI	RPI	RPI	RPI
DIV. I ONLY	14- 15	175	6- 4	286	310	230	230	27	27	
DIV. I NON-CONF.	3- 8	258	0- 0	289	315	288	288	27	27	
TOTALS	RPI 1-25	RPI 26-50	W-L RECORDS	RPI 51-100	RPI 101-150	RPI 150+				
14- 15	0- 1	0- 0	OVERALL	0- 5	0- 0	14- 9				
7- 6	0- 0	0- 0	HOME	0- 2	0- 0	7- 4				
7- 9	0- 1	0- 0	AWAY	0- 3	0- 0	7- 5				
0- 0	0- 0	0- 0	NEUTRAL	0- 0	0- 0	0- 0				
3- 8	0- 1	0- 0	NON-CONFERENCE	0- 1	0- 0	3- 6				
1- 3	0- 0	0- 0	HOME	0- 0	0- 0	1- 3				
2- 5	0- 1	0- 0	AWAY	0- 1	0- 0	2- 3				
0- 0	0- 0	0- 0	NEUTRAL	0- 0	0- 0	0- 0				
11- 7	0- 0	0- 0	CONFERENCE	0- 4	0- 0	11- 3				
6- 3	0- 0	0- 0	HOME	0- 2	0- 0	6- 1				
5- 4	0- 0	0- 0	AWAY	0- 2	0- 0	5- 2				
0- 0	0- 0	0- 0	NEUTRAL	0- 0	0- 0	0- 0				

RPI 1-25				RPI 26-50				RPI 51-100				RPI 101+ Team's RPI: 230			
RPI	S	Opponent	Score	RPI	S	Opponent	Score	RPI	S	Opponent	Score	RPI	S	Opponent	Score
8	A	Maryland	47 97					53	A	Villanova	55 67	154	A	Old Dominion	41 64
								66	A	Army West Point	37 70	185	H	UMBC	46 52
								66	H	Army West Point	44 52	199	H	Fairfield	45 71
								89	A	Bucknell	64 71	203	H	William & Mary	61 62
								89	H	Bucknell	42 64	220	A	Lehigh	48 66
												220	H	Lehigh	68 76
												228	A	Navy	38 45
												228	H	Navy	51 38
												249	A	Columbia	53 63
												254	A	Holy Cross	59 49
												254	H	Holy Cross	58 45
												276	A	American	55 50
												276	H	American	52 46
												299	A	Colgate	65 49
												299	H	Colgate	55 38
												317	A	Mt. St. Mary's	65 63
												328	A	Lafayette	55 51
												328	H	Lafayette	66 65
												333	A	Lipscomb	57 52
												337	A	St. Francis Brooklyn	54 64
												344	A	Boston U.	67 46
												344	H	Boston U.	63 54
												347	H	Norfolk St.	75 67
LAST 12 Division I GAMES:															
254	H	Holy Cross	58 45	228	A	Navy	38 45								
276	A	American	55 50	66	H	Army West Point	44 52								
254	A	Holy Cross	59 49	220	H	Lehigh	68 76								
299	H	Colgate	55 38	328	A	Lafayette	55 51								
89	H	Bucknell	42 64	299	A	Colgate	65 49								
344	A	Boston U.	67 46	89	A	Bucknell	64 71								

Non-Div I Games:

Loyola Maryland

Loss, Non-Conf, S Site, H Home A Away N Neutral

Loyola Marymount

Through Games Of March 6, 2016

Average RPI Win:	265	WON-LOST	WINNING	LAST 10	STRENGTH OF	OPP. STRENGTH	TEAM	ADJ.	CONF.	ADJ CONF.
Average RPI Loss:	104	RECORD	PCT. RANK	GAMES	SCHEDULE	OF SCHEDULE	RPI	RPI	RPI	RPI
DIV. I ONLY	11- 20	256	5- 5	199	101	238	238	8	8	
DIV. I NON-CONF.	4- 7	222	1- 0	335	189	299	299	9	9	
TOTALS	RPI 1-25	RPI 26-50	W-L RECORDS	RPI 51-100	RPI 101-150	RPI 150+				
11- 20	0- 2	0- 4	OVERALL	0- 7	0- 3	11- 4				
5- 8	0- 1	0- 1	HOME	0- 3	0- 1	5- 2				
4- 11	0- 1	0- 2	AWAY	0- 4	0- 2	4- 2				
2- 1	0- 0	0- 1	NEUTRAL	0- 0	0- 0	2- 0				
4- 7	0- 0	0- 1	NON-CONFERENCE	0- 1	0- 1	4- 4				
2- 2	0- 0	0- 0	HOME	0- 0	0- 0	2- 2				
1- 5	0- 0	0- 1	AWAY	0- 1	0- 1	1- 2				
1- 0	0- 0	0- 0	NEUTRAL	0- 0	0- 0	1- 0				
7- 13	0- 2	0- 3	CONFERENCE	0- 6	0- 2	7- 0				
3- 6	0- 1	0- 1	HOME	0- 3	0- 1	3- 0				
3- 6	0- 1	0- 1	AWAY	0- 3	0- 1	3- 0				
1- 1	0- 0	0- 1	NEUTRAL	0- 0	0- 0	1- 0				

RPI	S	Opponent	Score	RPI	S	Opponent	Score	RPI	S	Opponent	Score	RPI	S	Opponent	Score	Team's RPI: 238
16	A	BYU	61 75	43	A	Missouri	48 80	59	A	UC Riverside	62 80	109	A	Gonzaga	68 83	
16	H	BYU	75 82	46	A	St. Mary's (CA)	57 72	61	A	Santa Clara	41 68	109	H	Gonzaga	59 66	
				46	H	St. Mary's (CA)	81 91	61	H	Santa Clara	56 57	118	A	Hawaii	51 65	
				46	N	St. Mary's (CA)	71 85	82	A	San Diego	58 82	172	A	Pacific	63 60	
								82	H	San Diego	67 75	172	H	Pacific	96 88	
								90	A	San Francisco	72 81	187	A	Cal Poly	58 70	
								90	H	San Francisco	73 75	200	A	Colorado	81 92	
												255	H	San Diego St.	92 65	
												266	A	Pepperdine	83 77	
												266	H	Pepperdine	79 69	
												267	A	UC Santa Barbara	70 63	
												271	H	Seattle	69 78	
												286	A	Portland	77 62	
												286	H	Portland	62 52	
												286	N	Portland	85 72	
												321	N	Nevada	69 58	
												336	H	UC Irvine	95 50	
												339	H	Cal St. Fullerton	73 75	
LAST 12 Division I GAMES:																
		46	N	St. Mary's (CA)	71	85		46	H	St. Mary's (CA)	81	91				
		286	N	Portland	85	72		172	H	Pacific	96	88				
		336	H	UC Irvine	95	50		286	A	Portland	77	62				
		266	A	Pepperdine	83	77		109	A	Gonzaga	68	83				
		90	A	San Francisco	72	81		82	H	San Diego	67	75				
		61	A	Santa Clara	41	68		16	H	BYU	75	82				

Non-Div I Games:

Loyola Marymount

■ Loss,
 ■ Non-Conf,
 ■ S Site,
 ■ Home
 ■ A Away
 N Neutral

Average RPI Win: 210	WON-LOST	WINNING	LAST 10	STRENGTH OF	OPP. STRENGTH	TEAM	ADJ.	CONF.	ADJ CONF.
Average RPI Loss: 101	RECORD	PCT. RANK	GAMES	SCHEDULE	OF SCHEDULE	RPI	RPI	RPI	RPI
DIV. I ONLY	25- 7	32	10- 0	222	146	63	63	16	16
DIV. I NON-CONF.	8- 6	136	0- 0	247	44	126	126	19	19
TOTALS	RPI 1-25	RPI 26-50	W-L RECORDS	RPI 51-100	RPI 101-150	RPI 150+			
25- 7	0- 0	1- 1	OVERALL	2- 3	1- 1	21- 2			
11- 0	0- 0	1- 0	HOME	0- 0	0- 0	10- 0			
10- 6	0- 0	0- 1	AWAY	1- 2	0- 1	9- 2			
4- 1	0- 0	0- 0	NEUTRAL	1- 1	1- 0	2- 0			
8- 6	0- 0	0- 0	NON-CONFERENCE	2- 3	1- 1	5- 2			
3- 0	0- 0	0- 0	HOME	0- 0	0- 0	3- 0			
3- 5	0- 0	0- 0	AWAY	1- 2	0- 1	2- 2			
2- 1	0- 0	0- 0	NEUTRAL	1- 1	1- 0	0- 0			
17- 1	0- 0	1- 1	CONFERENCE	0- 0	0- 0	16- 0			
8- 0	0- 0	1- 0	HOME	0- 0	0- 0	7- 0			
7- 1	0- 0	0- 1	AWAY	0- 0	0- 0	7- 0			
2- 0	0- 0	0- 0	NEUTRAL	0- 0	0- 0	2- 0			

RPI S	Opponent	Score	RPI S	Opponent	Score	RPI S	Opponent	Score	RPI S	Opponent	Score
49	A Albany (NY)	59 64	49	H Albany (NY)	65 53	64	A Purdue	33 56	116	A Boston College	48 55
						80	A Minnesota	64 91	119	N LSU	52 41
						84	N Dayton	37 58	153	A North Carolina	58 59
						91	N Missouri St.	69 65	157	A Stony Brook	60 43
						92	A Harvard	64 53	157	H Stony Brook	55 52
									157	N Stony Brook	51 48
									158	A Northeastern	44 56
									185	A UMBC	72 38
									185	H UMBC	65 55
									214	A Dartmouth	59 41
									217	A Hartford	50 44
									217	H Hartford	61 43
									219	A Binghamton	52 38
									219	H Binghamton	69 37
									222	H Bryant	76 38
									232	A New Hampshire	62 52
									232	H New Hampshire	59 55
									232	N New Hampshire	58 47
									259	H Clemson	75 42
									275	H Central Conn. St.	62 42
									277	A Vermont	62 41
									277	H Vermont	63 51
									320	A UMass Lowell	73 46
									320	H UMass Lowell	74 44
									324	A North Dakota St.	82 51
LAST 12 Division I GAMES:											
157	N Stony Brook	51 48	320	A UMass Lowell	73 46						
232	N New Hampshire	58 47	232	H New Hampshire	59 55						
219	H Binghamton	69 37	185	A UMBC	72 38						
217	A Hartford	50 44	277	H Vermont	63 51						
157	A Stony Brook	60 43	219	A Binghamton	52 38						
49	H Albany (NY)	65 53	217	H Hartford	61 43						

Non-Div I Games: Colby

82 42

Maine

Average RPI Win:	249	WON-LOST	WINNING	LAST 10	STRENGTH OF	OPP. STRENGTH	TEAM	ADJ.	CONF.	ADJ CONF.
Average RPI Loss:	194	RECORD	PCT. RANK	GAMES	SCHEDULE	OF SCHEDULE	RPI	RPI	RPI	RPI
DIV. I ONLY	15- 16	173	6- 4	306	255	247	247	23	23	
DIV. I NON-CONF.	3- 6	234	0- 0	298	313	287	287	22	22	
TOTALS	RPI 1-25	RPI 26-50	W-L RECORDS	RPI 51-100	RPI 101-150	RPI 150+				
15- 16	0- 0	0- 0	OVERALL	1- 2	1- 1	13- 13				
7- 7	0- 0	0- 0	HOME	0- 2	1- 0	6- 5				
7- 8	0- 0	0- 0	AWAY	1- 0	0- 1	6- 7				
1- 1	0- 0	0- 0	NEUTRAL	0- 0	0- 0	1- 1				
3- 6	0- 0	0- 0	NON-CONFERENCE	0- 1	0- 0	3- 5				
2- 2	0- 0	0- 0	HOME	0- 1	0- 0	2- 1				
1- 4	0- 0	0- 0	AWAY	0- 0	0- 0	1- 4				
0- 0	0- 0	0- 0	NEUTRAL	0- 0	0- 0	0- 0				
12- 10	0- 0	0- 0	CONFERENCE	1- 1	1- 1	10- 8				
5- 5	0- 0	0- 0	HOME	0- 1	1- 0	4- 4				
6- 4	0- 0	0- 0	AWAY	1- 0	0- 1	5- 3				
1- 1	0- 0	0- 0	NEUTRAL	0- 0	0- 0	1- 1				

RPI S	Opponent	Score	RPI S	Opponent	Score	RPI S	Opponent	Score	RPI S	Opponent	Score	Team's RPI: 247
						81	A Quinnipiac	52 42	111	A Iona	56	67
						81	H Quinnipiac	63 81	111	H Iona	63	56
						89	H Bucknell	56 61	156	A Yale	36	62
									159	H Fordham	49	60
									161	A Marist	64	59
									161	H Marist	73	79
									161	N Marist	58	70
									199	A Fairfield	70	55
									199	H Fairfield	57	59
									205	H Brown	80	56
									223	A Canisius	68	70
									223	H Canisius	77	55
									229	A Siena	59	60
									229	H Siena	56	49
									232	A New Hampshire	57	72
									243	A Monmouth	62	72
									243	H Monmouth	56	57
									254	A Holy Cross	44	58
									276	A American	48	52
									284	A Rider	74	70
									284	H Rider	49	56
									289	A Niagara	58	49
									289	H Niagara	80	62
									315	A Fairleigh Dickinson	85	78
									337	H St. Francis Brooklyn	61	53
									338	A Saint Peter's	60	43
LAST 12 Division I GAMES:												
			161	N Marist	58	70	229	H Siena	56	49		
			338	N Saint Peter's	60	43	243	H Monmouth	56	57		
			284	H Rider	49	56	161	A Marist	64	59		
			338	A Saint Peter's	60	43	223	H Canisius	77	55		
			289	A Niagara	58	49	243	A Monmouth	62	72		
			223	A Canisius	68	70	81	H Quinnipiac	63	81		

Non-Div I Games:

Manhattan

■ Loss,
 ■ Non-Conf,
 ■ S Site,
 ■ H Home
 ■ A Away
 N Neutral

RPI	S	Opponent	Score	
338	H	Saint Peter's	64	47
338	N	Saint Peter's	60	43

M
a
n
h
a
t
t
a
n

M
a
n
h
a
t
t
a
n

Manhattan

RPI 1-25			
RPI	S	Opponent	Score
14	N	Louisville	53 65
RPI 26-50			
RPI	S	Opponent	Score
32	H	Princeton	44 77
RPI 51-100			
RPI	S	Opponent	Score
51	A	St. John's (NY)	47 61
60	A	South Dakota St.	68 77
65	H	Hofstra	67 71
81	A	Quinnipiac	71 76
81	H	Quinnipiac	56 47
91	N	Missouri St.	45 77
RPI 101+			
RPI	S	Opponent	Score
111	A	Iona	49 69
111	H	Iona	62 61
111	N	Iona	53 57
119	N	LSU	49 72
121	A	Creighton	46 89
163	H	Delaware	50 56
199	A	Fairfield	72 57
199	H	Fairfield	64 63
223	A	Canisius	69 71
223	H	Canisius	67 55
229	A	Siena	56 60
229	H	Siena	66 37
243	A	Monmouth	52 60
243	H	Monmouth	78 55
247	A	Manhattan	79 73
247	H	Manhattan	59 64
247	N	Manhattan	70 58
284	A	Rider	74 56
284	H	Rider	66 54
289	A	Niagara	82 68
289	H	Niagara	63 50
338	A	Saint Peter's	74 55
338	H	Saint Peter's	69 46
344	A	Boston U.	73 54

Non-Div I Games:

Average RPI Win:	162	WON-LOST	WINNING	LAST 10	STRENGTH OF	OPP. STRENGTH	TEAM	ADJ.	CONF.	ADJ CONF.
Average RPI Loss:	64	RECORD	PCT. RANK	GAMES	SCHEDULE	OF SCHEDULE	RPI	RPI	RPI	RPI
DIV. I ONLY	14- 16	193	5- 5	35	69	97	97	6	6	
DIV. I NON-CONF.	5- 6	180	0- 0	28	59	103	103	6	6	
TOTALS	RPI 1-25	RPI 26-50	W-L RECORDS	RPI 51-100	RPI 101-150	RPI 150+				
14- 16	0- 5	1- 2	OVERALL	3- 5	2- 3	8- 1				
9- 4	0- 2	1- 0	HOME	3- 1	1- 1	4- 0				
4- 11	0- 3	0- 1	AWAY	0- 4	1- 2	3- 1				
1- 1	0- 0	0- 1	NEUTRAL	0- 0	0- 0	1- 0				
5- 6	0- 3	0- 0	NON-CONFERENCE	1- 1	1- 2	3- 0				
2- 2	0- 1	0- 0	HOME	1- 0	0- 1	1- 0				
2- 4	0- 2	0- 0	AWAY	0- 1	1- 1	1- 0				
1- 0	0- 0	0- 0	NEUTRAL	0- 0	0- 0	1- 0				
9- 10	0- 2	1- 2	CONFERENCE	2- 4	1- 1	5- 1				
7- 2	0- 1	1- 0	HOME	2- 1	1- 0	3- 0				
2- 7	0- 1	0- 1	AWAY	0- 3	0- 1	2- 1				
0- 1	0- 0	0- 1	NEUTRAL	0- 0	0- 0	0- 0				

RPI 1-25				RPI 26-50				RPI 51-100 Team's RPI: 97				RPI 101+			
RPI	S	Opponent	Score	RPI	S	Opponent	Score	RPI	S	Opponent	Score	RPI	S	Opponent	Score
5	H	Oregon St.	58 65	34	A	Seton Hall	68 99	51	A	St. John's (NY)	77 81	121	A	Creighton	81 83
11	A	Arizona St.	80 90	34	H	Seton Hall	89 82	51	H	St. John's (NY)	67 64	121	H	Creighton	79 72
20	A	DePaul	86 91	34	N	Seton Hall	86 93	53	A	Villanova	60 81	124	H	IUPUI	55 60
20	H	DePaul	65 98					53	H	Villanova	75 82	148	A	Milwaukee	101 81
25	A	Green Bay	55 75					56	H	Auburn	70 69	150	A	Northern Ky.	78 83
								62	A	South Dakota	69 97	168	A	Xavier	66 71
								100	A	Georgetown	72 75	168	H	Xavier	74 69
								100	H	Georgetown	87 72	179	A	Butler	80 64
												179	H	Butler	76 69
												195	H	Wisconsin	77 61
												196	N	Richmond	98 80
												265	A	Providence	92 85
												265	H	Providence	105 75
												311	A	FIU	95 83
LAST 12 Division I GAMES:															
		34	N	Seton Hall	86	93		53	A	Villanova	60	81			
		20	H	DePaul	65	98		100	A	Georgetown	72	75			
		265	A	Providence	92	85		34	H	Seton Hall	89	82			
		121	A	Creighton	81	83		51	H	St. John's (NY)	67	64			
		168	H	Xavier	74	69		121	H	Creighton	79	72			
		179	H	Butler	76	69		265	H	Providence	105	75			

Non-Div I Games:

Marquette

■ Loss,
■ Non-Conf,
■ S Site,
■ H Home
■ A Away
N Neutral

Average RPI Win:	222	WON-LOST	WINNING	LAST 10	STRENGTH OF	OPP. STRENGTH	TEAM	ADJ.	CONF.	ADJ CONF.
Average RPI Loss:	94	RECORD	PCT. RANK	GAMES	SCHEDULE	OF SCHEDULE	RPI	RPI	RPI	RPI
DIV. I ONLY	17- 10	95	6- 4	190	155	134	134	13	13	
DIV. I NON-CONF.	8- 1	23	0- 0	330	330	140	140	11	11	
TOTALS	RPI 1-25	RPI 26-50	W-L RECORDS	RPI 51-100	RPI 101-150	RPI 150+				
17- 10	0- 1	1- 2	OVERALL	0- 4	1- 0	15- 3				
11- 4	0- 0	1- 1	HOME	0- 2	0- 0	10- 1				
6- 5	0- 0	0- 1	AWAY	0- 2	1- 0	5- 2				
0- 1	0- 1	0- 0	NEUTRAL	0- 0	0- 0	0- 0				
8- 1	0- 1	0- 0	NON-CONFERENCE	0- 0	1- 0	7- 0				
6- 0	0- 0	0- 0	HOME	0- 0	0- 0	6- 0				
2- 0	0- 0	0- 0	AWAY	0- 0	1- 0	1- 0				
0- 1	0- 1	0- 0	NEUTRAL	0- 0	0- 0	0- 0				
9- 9	0- 0	1- 2	CONFERENCE	0- 4	0- 0	8- 3				
5- 4	0- 0	1- 1	HOME	0- 2	0- 0	4- 1				
4- 5	0- 0	0- 1	AWAY	0- 2	0- 0	4- 2				
0- 0	0- 0	0- 0	NEUTRAL	0- 0	0- 0	0- 0				

RPI S	Opponent	Score	RPI S	Opponent	Score	RPI S	Opponent	Score	RPI S	Opponent	Score	Team's RPI: 134
22 N	West Virginia	60 66	31 H	UTEP	79 64	67 A	Middle Tenn.	54 65	136 A	Southern Ill.	61 55	
			37 A	Western Ky.	52 81	67 H	Middle Tenn.	73 79	154 A	Old Dominion	55 77	
			37 H	Western Ky.	76 80	77 A	Charlotte	77 87	154 H	Old Dominion	80 62	
						77 H	Charlotte	61 64	164 A	Fla. Atlantic	73 84	
									165 A	UAB	64 61	
									165 H	UAB	73 65	
									170 H	Cornell	73 47	
									171 A	Southern Miss.	63 53	
									183 A	Louisiana Tech	54 52	
									213 H	Rhode Island	72 62	
									233 H	Rice	81 52	
									240 H	North Texas	63 71	
									246 H	UTSA	80 76	
									263 H	Saint Francis (PA)	81 73	
									306 A	Morehead St.	104 101	
									311 A	FIU	65 58	
									342 H	NJIT	63 50	
									346 H	Alabama A&M	81 45	
									347 H	Norfolk St.	81 67	
LAST 12 Division I GAMES:												
171 A	Southern Miss.	63 53	37 H	Western Ky.	76 80							
183 A	Louisiana Tech	54 52	246 H	UTSA	80 76							
67 H	Middle Tenn.	73 79	31 H	UTEP	79 64							
165 H	UAB	73 65	165 A	UAB	64 61							
154 A	Old Dominion	55 77	67 A	Middle Tenn.	54 65							
77 A	Charlotte	77 87	154 H	Old Dominion	80 62							

Non-Div I Games: Brescia 92 40 West Va. Tech 83 39

Marshall

Loss, Non-Conf, S Site, H Home A Away N Neutral

Maryland

Through Games Of March 6, 2016

Average RPI Win:	124	WON-LOST	WINNING	LAST 10	STRENGTH OF	OPP. STRENGTH	TEAM	ADJ.	CONF.	ADJ CONF.
Average RPI Loss:	6	RECORD	PCT. RANK	GAMES	SCHEDULE	OF SCHEDULE	RPI	RPI	RPI	RPI
DIV. I ONLY	30- 3	7	9- 1	50	33	8	8	5	5	
DIV. I NON-CONF.	11- 1	16	0- 0	96	144	18	18	4	4	
TOTALS	RPI 1-25	RPI 26-50	W-L RECORDS	RPI 51-100	RPI 101-150	RPI 150+				
30- 3	3- 3	1- 0	OVERALL	10- 0	6- 0	10- 0				
15- 1	2- 1	1- 0	HOME	4- 0	2- 0	6- 0				
9- 1	0- 1	0- 0	AWAY	4- 0	2- 0	3- 0				
6- 1	1- 1	0- 0	NEUTRAL	2- 0	2- 0	1- 0				
11- 1	1- 1	0- 0	NON-CONFERENCE	1- 0	2- 0	7- 0				
7- 0	1- 0	0- 0	HOME	0- 0	1- 0	5- 0				
1- 0	0- 0	0- 0	AWAY	0- 0	0- 0	1- 0				
3- 1	0- 1	0- 0	NEUTRAL	1- 0	1- 0	1- 0				
19- 2	2- 2	1- 0	CONFERENCE	9- 0	4- 0	3- 0				
8- 1	1- 1	1- 0	HOME	4- 0	1- 0	1- 0				
8- 1	0- 1	0- 0	AWAY	4- 0	2- 0	2- 0				
3- 0	1- 0	0- 0	NEUTRAL	1- 0	1- 0	0- 0				

RPI	S	Opponent	Score	RPI	S	Opponent	Score	RPI	S	Opponent	Score	RPI	S	Opponent	Score
4	N	UConn	73 83	45	H	Indiana	86 63	52	A	Rutgers	73 59	101	A	Northwestern	79 70
7	A	Ohio St.	86 94					58	A	Iowa	76 56	101	H	Northwestern	80 62
7	H	Ohio St.	71 80					58	N	Iowa	75 55	101	N	Northwestern	83 62
13	H	Syracuse	82 64					60	N	South Dakota St.	62 55	125	N	Pittsburgh	70 49
17	H	Michigan St.	85 76					64	A	Purdue	87 67	130	A	Penn St.	89 53
17	N	Michigan St.	60 44					64	H	Purdue	73 59	143	H	Detroit	97 41
								75	A	Michigan	74 67	154	N	Old Dominion	95 49
								75	H	Michigan	76 56	155	H	Southern U.	94 61
								80	H	Minnesota	110 77	180	A	Illinois	79 63
								95	H	Nebraska	89 50	195	A	Wisconsin	90 65
												195	H	Wisconsin	83 77
												230	H	Loyola Maryland	97 47
												253	H	High Point	105 50
												274	A	UMES	106 30
												275	H	Central Conn. St.	86 43
												320	H	UMass Lowell	102 53
LAST 12 Division I GAMES:															
		17 N Michigan St.	60 44			75 H Michigan	76 56								
		101 N Northwestern	83 62			101 A Northwestern	79 70								
		58 N Iowa	75 55			64 H Purdue	73 59								
		80 H Minnesota	110 77			7 A Ohio St.	86 94								
		195 H Wisconsin	83 77			17 H Michigan St.	85 76								
		52 A Rutgers	73 59			64 A Purdue	87 67								

Non-Div I Games:

Maryland

Loss, Non-Conf, S Site, H Home A Away N Neutral

Massachusetts

Through Games Of March 6, 2016

Average RPI Win:	209	WON-LOST	WINNING	LAST 10	STRENGTH OF	OPP. STRENGTH	TEAM	ADJ.	CONF.	ADJ CONF.
Average RPI Loss:	128	RECORD	PCT. RANK	GAMES	SCHEDULE	OF SCHEDULE	RPI	RPI	RPI	RPI
DIV. I ONLY	12- 18	232	6- 4	204	99	221	221	7	7	
DIV. I NON-CONF.	6- 6	160	0- 1	254	170	198	198	8	8	
TOTALS	RPI 1-25	RPI 26-50	W-L RECORDS	RPI 51-100	RPI 101-150	RPI 150+				
12- 18	0- 1	1- 3	OVERALL	2- 4	0- 2	9- 8				
7- 6	0- 0	1- 0	HOME	2- 1	0- 2	4- 3				
4- 10	0- 1	0- 3	AWAY	0- 2	0- 0	4- 4				
1- 2	0- 0	0- 0	NEUTRAL	0- 1	0- 0	1- 1				
6- 6	0- 0	0- 1	NON-CONFERENCE	1- 2	0- 1	5- 2				
4- 1	0- 0	0- 0	HOME	1- 0	0- 1	3- 0				
2- 4	0- 0	0- 1	AWAY	0- 1	0- 0	2- 2				
0- 1	0- 0	0- 0	NEUTRAL	0- 1	0- 0	0- 0				
6- 12	0- 1	1- 2	CONFERENCE	1- 2	0- 1	4- 6				
3- 5	0- 0	1- 0	HOME	1- 1	0- 1	1- 3				
2- 6	0- 1	0- 2	AWAY	0- 1	0- 0	2- 2				
1- 1	0- 0	0- 0	NEUTRAL	0- 0	0- 0	1- 1				

RPI	S	Opponent	Score	RPI	S	Opponent	Score	RPI	S	Opponent	Score	RPI	S	Opponent	Score	Team's RPI: 221
18	A	Duquesne	64 73	26	A	George Washington	50 67	54	A	Saint Louis	49 69	115	H	Saint Joseph's	58 62	
				38	A	St. Bonaventure	41 66	57	N	Ball St.	54 81	131	H	Buffalo	48 56	
				38	H	St. Bonaventure	69 60	65	H	Hofstra	57 56	159	H	Fordham	55 60	
				47	A	Duke	46 70	71	H	VCU	66 74	159	N	Fordham	62 73	
								84	H	Dayton	76 69	169	A	George Mason	59 64	
								92	A	Harvard	65 67	189	A	Davidson	66 62	
												196	H	Richmond	68 74	
												200	A	Colorado	63 90	
												213	A	Rhode Island	71 64	
												213	H	Rhode Island	79 80	
												217	H	Hartford	63 57	
												222	A	Bryant	86 69	
												254	A	Holy Cross	74 60	
												275	A	Central Conn. St.	68 78	
												282	A	La Salle	57 66	
												282	H	La Salle	80 57	
												282	N	La Salle	81 65	
												320	H	UMass Lowell	84 58	
												344	H	Boston U.	73 56	
LAST 12 Division I GAMES:																
				159	N	Fordham	62 73	84	H	Dayton	76 69					
				282	N	La Salle	81 65	38	H	St. Bonaventure	69 60					
				57	N	Ball St.	54 81	282	A	La Salle	57 66					
				282	H	La Salle	80 57	159	H	Fordham	55 60					
				213	A	Rhode Island	71 64	18	A	Duquesne	64 73					
				189	A	Davidson	66 62	169	A	George Mason	59 64					

Non-Div I Games:

Massachusetts

Loss, Non-Conf, S Site, H Home A Away N Neutral

Average RPI Win:	258	WON-LOST	WINNING	LAST 10	STRENGTH OF	OPP. STRENGTH	TEAM	ADJ.	CONF.	ADJ CONF.
Average RPI Loss:	137	RECORD	PCT. RANK	GAMES	SCHEDULE	OF SCHEDULE	RPI	RPI	RPI	RPI
DIV. I ONLY	16- 11	121	6- 4	257	224	144	144	25	25	
DIV. I NON-CONF.	5- 4	138	0- 0	132	43	91	91	26	26	
TOTALS	RPI 1-25	RPI 26-50	W-L RECORDS	RPI 51-100	RPI 101-150	RPI 150+				
16- 11	0- 1	0- 1	OVERALL	0- 4	2- 1	14- 4				
9- 2	0- 0	0- 0	HOME	0- 1	1- 0	8- 1				
6- 9	0- 1	0- 1	AWAY	0- 3	1- 1	5- 3				
1- 0	0- 0	0- 0	NEUTRAL	0- 0	0- 0	1- 0				
5- 4	0- 1	0- 1	NON-CONFERENCE	0- 1	1- 0	4- 1				
2- 0	0- 0	0- 0	HOME	0- 0	0- 0	2- 0				
2- 4	0- 1	0- 1	AWAY	0- 1	1- 0	1- 1				
1- 0	0- 0	0- 0	NEUTRAL	0- 0	0- 0	1- 0				
11- 7	0- 0	0- 0	CONFERENCE	0- 3	1- 1	10- 3				
7- 2	0- 0	0- 0	HOME	0- 1	1- 0	6- 1				
4- 5	0- 0	0- 0	AWAY	0- 2	0- 1	4- 2				
0- 0	0- 0	0- 0	NEUTRAL	0- 0	0- 0	0- 0				

RPI 1-25				RPI 26-50				RPI 51-100				RPI 101+ Team's RPI: 144			
RPI	S	Opponent	Score	RPI	S	Opponent	Score	RPI	S	Opponent	Score	RPI	S	Opponent	Score
2	A	Baylor	46 105	41	A	Chattanooga	53 68	73	A	Tulane	55 74	114	A	Northwestern St.	64 85
								76	A	Abilene Christian	62 79	114	H	Northwestern St.	78 74
								99	A	Central Ark.	52 76	146	A	UT Arlington	63 57
								99	H	Central Ark.	56 70	177	A	Ole Miss	56 96
												183	A	Louisiana Tech	74 71
												198	A	SFA	55 80
												214	N	Dartmouth	78 56
												233	H	Rice	61 53
												236	H	Sam Houston St.	82 79
												248	A	Houston Baptist	71 64
												272	H	La.-Monroe	72 62
												287	A	Lamar	76 69
												287	H	Lamar	92 84
												304	A	Nicholls St.	81 85
												304	H	Nicholls St.	96 62
												313	H	A&M-Corpus Christi	72 51
												318	A	Southeastern La.	83 74
												318	H	Southeastern La.	96 79
												329	H	Incarinate Word	55 68
												331	A	New Orleans	77 74
												331	H	New Orleans	92 63
LAST 12 Division I GAMES:															
				99	A	Central Ark.	52 76	318	A	Southeastern La.	83 74				
				304	H	Nicholls St.	96 62	304	A	Nicholls St.	81 85				
				287	A	Lamar	76 69	331	H	New Orleans	92 63				
				287	H	Lamar	92 84	331	A	New Orleans	77 74				
				99	H	Central Ark.	56 70	318	H	Southeastern La.	96 79				
				114	A	Northwestern St.	64 85	114	H	Northwestern St.	78 74				

Non-Div I Games: Southern-N.O. 97 61 Louisiana Col. 73 59 Loyola (LA) 70 69

McNeese St.

Loss, Non-Conf, S Site, H Home A Away N Neutral

Memphis

Through Games Of March 6, 2016

Average RPI Win:	187	WON-LOST	WINNING	LAST 10	STRENGTH OF	OPP. STRENGTH	TEAM	ADJ.	CONF.	ADJ CONF.
Average RPI Loss:	86	RECORD	PCT. RANK	GAMES	SCHEDULE	OF SCHEDULE	RPI	RPI	RPI	RPI
DIV. I ONLY	18- 12	113	7- 3	130	77	110	110	9	9	
DIV. I NON-CONF.	6- 5	146	0- 0	149	83	154	154	7	7	
TOTALS	RPI 1-25	RPI 26-50	W-L RECORDS	RPI 51-100	RPI 101-150	RPI 150+				
18- 12	1- 3	0- 1	OVERALL	4- 4	3- 1	10- 3				
12- 4	1- 1	0- 1	HOME	3- 1	2- 0	6- 1				
6- 7	0- 2	0- 0	AWAY	1- 2	1- 1	4- 2				
0- 1	0- 0	0- 0	NEUTRAL	0- 1	0- 0	0- 0				
6- 5	0- 0	0- 1	NON-CONFERENCE	2- 2	1- 1	3- 1				
5- 2	0- 0	0- 1	HOME	1- 1	1- 0	3- 0				
1- 3	0- 0	0- 0	AWAY	1- 1	0- 1	0- 1				
0- 0	0- 0	0- 0	NEUTRAL	0- 0	0- 0	0- 0				
12- 7	1- 3	0- 0	CONFERENCE	2- 2	2- 0	7- 2				
7- 2	1- 1	0- 0	HOME	2- 0	1- 0	3- 1				
5- 4	0- 2	0- 0	AWAY	0- 1	1- 0	4- 1				
0- 1	0- 0	0- 0	NEUTRAL	0- 1	0- 0	0- 0				

RPI S Opponent	Score	RPI S Opponent	Score	RPI S Opponent	Score	RPI S Opponent	Score	Team's RPI: 110
4 A UConn	40 83	26 H George Washington	62 68	54 H Saint Louis	57 63	103 A Little Rock	53 61	
4 H UConn	46 86			69 A Temple	58 82	136 H Southern Ill.	61 58	
21 A South Fla.	82 97			69 H Temple	100 97	147 A East Carolina	79 78	
21 H South Fla.	88 87			70 A Central Mich.	64 61	147 H East Carolina	93 83	
				73 H Tulane	83 67	180 H Illinois	81 75	
				73 N Tulane	64 70	190 A Tulsa	69 58	
				80 A Minnesota	60 70	190 H Tulsa	59 65	
				100 H Georgetown	57 53	193 A SMU	49 58	
						216 A Kansas	63 72	
						237 A Cincinnati	64 47	
						237 H Cincinnati	54 51	
						278 A UCF	69 52	
						278 H UCF	75 59	
						285 A Houston	77 64	
						285 H Houston	74 57	
						296 H Jacksonville St.	70 55	
						340 H Eastern Ill.	80 49	
LAST 12 Division I GAMES:								
73 N Tulane	64 70	278 A UCF	69 52					
285 A Houston	77 64	237 H Cincinnati	54 51					
147 H East Carolina	93 83	4 A UConn	40 83					
21 A South Fla.	82 97	278 H UCF	75 59					
69 H Temple	100 97	190 A Tulsa	69 58					
147 A East Carolina	79 78	21 H South Fla.	88 87					

Non-Div I Games:

Memphis

Loss, Non-Conf, S Site, H Home A Away N Neutral

Mercer

Through Games Of March 6, 2016

Average RPI Win:	252	WON-LOST	WINNING	LAST 10	STRENGTH OF	OPP. STRENGTH	TEAM	ADJ.	CONF.	ADJ CONF.
Average RPI Loss:	71	RECORD	PCT. RANK	GAMES	SCHEDULE	OF SCHEDULE	RPI	RPI	RPI	RPI
DIV. I ONLY	22- 8	55	8- 2	249	209	113	113	17	17	
DIV. I NON-CONF.	8- 5	120	0- 0	241	287	159	159	15	15	
TOTALS	RPI 1-25	RPI 26-50	W-L RECORDS	RPI 51-100	RPI 101-150	RPI 150+				
22- 8	0- 1	1- 3	OVERALL	0- 2	2- 1	19- 1				
10- 3	0- 0	1- 0	HOME	0- 1	1- 1	8- 1				
9- 3	0- 1	0- 2	AWAY	0- 0	1- 0	8- 0				
3- 2	0- 0	0- 1	NEUTRAL	0- 1	0- 0	3- 0				
8- 5	0- 1	0- 1	NON-CONFERENCE	0- 2	0- 1	8- 0				
4- 2	0- 0	0- 0	HOME	0- 1	0- 1	4- 0				
3- 2	0- 1	0- 1	AWAY	0- 0	0- 0	3- 0				
1- 1	0- 0	0- 0	NEUTRAL	0- 1	0- 0	1- 0				
14- 3	0- 0	1- 2	CONFERENCE	0- 0	2- 0	11- 1				
6- 1	0- 0	1- 0	HOME	0- 0	1- 0	4- 1				
6- 1	0- 0	0- 1	AWAY	0- 0	1- 0	5- 0				
2- 1	0- 0	0- 1	NEUTRAL	0- 0	0- 0	2- 0				

RPI 1-25				RPI 26-50				RPI 51-100				RPI 101+ Team's RPI: 113			
RPI	S	Opponent	Score	RPI	S	Opponent	Score	RPI	S	Opponent	Score	RPI	S	Opponent	Score
15	A	Florida St.	36 79	39	A	Georgia	44 57	54	H	Saint Louis	60 68	112	A	Samford	63 60
				41	A	Chattanooga	45 67	77	N	Charlotte	62 72	112	H	Samford	63 61
				41	H	Chattanooga	67 44					136	H	Southern Ill.	52 55
				41	N	Chattanooga	57 65					166	A	ETSU	61 45
												166	H	ETSU	53 55
												215	A	Furman	61 50
												215	H	Furman	64 62
												215	N	Furman	64 50
												226	H	Col. of Charleston	66 58
												280	A	Tennessee Tech	63 47
												288	A	Kennesaw St.	72 61
												290	H	Ga. Southern	62 50
												296	H	Jacksonville St.	46 39
												297	A	Florida A&M	54 50
												301	A	Western Caro.	92 88
												301	H	Western Caro.	63 42
												305	A	Wofford	70 61
												305	H	Wofford	80 32
												309	A	UNCG	86 78
												309	H	UNCG	81 47
												309	N	UNCG	75 53
												327	H	North Florida	68 54
												332	N	Howard	70 53
LAST 12 Division I GAMES:															
				41	N	Chattanooga	57 65	166	A	ETSU	61 45				
				215	N	Furman	64 50	112	H	Samford	63 61				
				309	N	UNCG	75 53	309	H	UNCG	81 47				
				215	H	Furman	64 62	301	H	Western Caro.	63 42				
				305	H	Wofford	80 32	215	A	Furman	61 50				
				41	A	Chattanooga	45 67	305	A	Wofford	70 61				

Non-Div I Games: Faulkner 86 33 Coastal Ga. 87 48

Mercer

Loss, Non-Conf, S Site, H Home A Away N Neutral

Average RPI Win:	151	WON-LOST	WINNING	LAST 10	STRENGTH OF	OPP. STRENGTH	TEAM	ADJ.	CONF.	ADJ CONF.
Average RPI Loss:	21	RECORD	PCT. RANK	GAMES	SCHEDULE	OF SCHEDULE	RPI	RPI	RPI	RPI
DIV. I ONLY	24- 8	50	6- 4	43	48	28	28	4	4	
DIV. I NON-CONF.	12- 1	9	0- 0	169	151	41	41	5	5	
TOTALS	RPI 1-25	RPI 26-50	W-L RECORDS	RPI 51-100	RPI 101-150	RPI 150+				
24- 8	1- 7	3- 0	OVERALL	2- 0	8- 1	10- 0				
13- 3	0- 3	2- 0	HOME	0- 0	5- 0	6- 0				
8- 3	0- 2	0- 0	AWAY	2- 0	2- 1	4- 0				
3- 2	1- 2	1- 0	NEUTRAL	0- 0	1- 0	0- 0				
12- 1	0- 1	1- 0	NON-CONFERENCE	1- 0	2- 0	8- 0				
8- 0	0- 0	0- 0	HOME	0- 0	2- 0	6- 0				
3- 0	0- 0	0- 0	AWAY	1- 0	0- 0	2- 0				
1- 1	0- 1	1- 0	NEUTRAL	0- 0	0- 0	0- 0				
12- 7	1- 6	2- 0	CONFERENCE	1- 0	6- 1	2- 0				
5- 3	0- 3	2- 0	HOME	0- 0	3- 0	0- 0				
5- 3	0- 2	0- 0	AWAY	1- 0	2- 1	2- 0				
2- 1	1- 1	0- 0	NEUTRAL	0- 0	1- 0	0- 0				

RPI 1-25				RPI 26-50				Team's RPI: 28				RPI 51-100				RPI 101+			
RPI	S	Opponent	Score	RPI	S	Opponent	Score	RPI	S	Opponent	Score	RPI	S	Opponent	Score	RPI	S	Opponent	Score
1	A	Notre Dame	69 90	45	N	Indiana	89 75	72	A	Georgia Tech	58 55	102	H	Wright St.	80 67				
1	N	Notre Dame	67 78	47	H	Duke	61 53	77	A	Charlotte	77 70	108	A	Virginia	56 76				
2	N	Baylor	81 88	49	H	North Carolina St.	73 44					116	A	Boston College	67 62				
13	H	Syracuse	51 57									120	A	Virginia Tech	57 45				
14	H	Louisville	51 79									120	H	Virginia Tech	67 56				
15	A	Florida St.	67 70									125	H	Pittsburgh	79 55				
15	H	Florida St.	58 69									125	N	Pittsburgh	77 55				
15	N	Florida St.	74 56									139	H	Wake Forest	71 60				
												148	H	Milwaukee	77 38				
												153	A	North Carolina	76 61				
												154	A	Old Dominion	61 35				
												174	A	Loyola Chicago	77 50				
												180	H	Illinois	73 64				
												245	H	Bethune-Cookman	55 47				
												250	H	Coppin St.	78 59				
												259	A	Clemson	83 49				
												282	H	La Salle	86 58				
												311	H	FIU	83 55				
												320	H	UMass Lowell	84 53				
LAST 12 Division I GAMES:																			
				1	N	Notre Dame	67 78	1	A	Notre Dame	69 90								
				15	N	Florida St.	74 56	72	A	Georgia Tech	58 55								
				125	N	Pittsburgh	77 55	47	H	Duke	61 53								
				15	A	Florida St.	67 70	116	A	Boston College	67 62								
				14	H	Louisville	51 79	13	H	Syracuse	51 57								
				120	H	Virginia Tech	67 56	120	A	Virginia Tech	57 45								

Non-Div I Games:

Miami (FL)

Average RPI Win:	265	WON-LOST	WINNING	LAST 10	STRENGTH OF	OPP. STRENGTH	TEAM	ADJ.	CONF.	ADJ CONF.
Average RPI Loss:	137	RECORD	PCT. RANK	GAMES	SCHEDULE	OF SCHEDULE	RPI	RPI	RPI	RPI
DIV. I ONLY	9- 20	275	1- 9	226	162	281	281	11	11	
DIV. I NON-CONF.	6- 5	146	0- 0	312	236	237	237	13	13	
TOTALS	RPI 1-25	RPI 26-50	W-L RECORDS	RPI 51-100	RPI 101-150	RPI 150+				
9- 20	0- 0	0- 2	OVERALL	0- 5	1- 7	8- 6				
7- 8	0- 0	0- 1	HOME	0- 2	1- 3	6- 2				
1- 12	0- 0	0- 1	AWAY	0- 3	0- 4	1- 4				
1- 0	0- 0	0- 0	NEUTRAL	0- 0	0- 0	1- 0				
6- 5	0- 0	0- 0	NON-CONFERENCE	0- 1	0- 2	6- 2				
4- 2	0- 0	0- 0	HOME	0- 0	0- 1	4- 1				
1- 3	0- 0	0- 0	AWAY	0- 1	0- 1	1- 1				
1- 0	0- 0	0- 0	NEUTRAL	0- 0	0- 0	1- 0				
3- 15	0- 0	0- 2	CONFERENCE	0- 4	1- 5	2- 4				
3- 6	0- 0	0- 1	HOME	0- 2	1- 2	2- 1				
0- 9	0- 0	0- 1	AWAY	0- 2	0- 3	0- 3				
0- 0	0- 0	0- 0	NEUTRAL	0- 0	0- 0	0- 0				

RPI S	Opponent	Score	RPI S	Opponent	Score	RPI S	Opponent	Score	RPI S	Opponent	Score	Team's RPI: 281
42	A Ohio	44 72	42	H Ohio	58 77	57	A Ball St.	41 66	104	A UT Martin	47 74	
						70	A Central Mich.	54 77	105	H Toledo	50 55	
						70	H Central Mich.	58 72	122	A Akron	65 77	
						75	A Michigan	55 97	122	H Akron	62 65	
						83	H Eastern Mich.	46 70	131	A Buffalo	39 58	
									131	H Buffalo	69 58	
									141	A Western Mich.	66 80	
									150	H Northern Ky.	57 71	
									164	A Fla. Atlantic	65 68	
									178	H Eastern Ky.	72 77	
									204	H Oakland	65 54	
									241	A Valparaiso	75 72	
									257	A Bowling Green	56 76	
									257	H Bowling Green	58 64	
									260	A Northern Ill.	73 92	
									260	H Northern Ill.	66 60	
									269	H Austin Peay	75 60	
									306	H Morehead St.	59 57	
									319	A Kent St.	53 59	
									319	H Kent St.	55 52	
									325	N LIU Brooklyn	68 49	
									330	H Evansville	91 85	
LAST 12 Division I GAMES:												
42	H Ohio	58 77	83	H Eastern Mich.	46 70							
319	A Kent St.	53 59	260	A Northern Ill.	73 92							
257	A Bowling Green	56 76	122	A Akron	65 77							
122	H Akron	62 65	319	H Kent St.	55 52							
131	A Buffalo	39 58	70	A Central Mich.	54 77							
42	A Ohio	44 72	131	H Buffalo	69 58							

Non-Div I Games:

Miami (OH)

■ Loss,
■ Non-Conf,
■ S Site,
■ H Home
■ A Away
N Neutral

Michigan

Through Games Of March 6, 2016

Average RPI Win:	148	WON-LOST	WINNING	LAST 10	STRENGTH OF	OPP. STRENGTH	TEAM	ADJ.	CONF.	ADJ CONF.
Average RPI Loss:	41	RECORD	PCT. RANK	GAMES	SCHEDULE	OF SCHEDULE	RPI	RPI	RPI	RPI
DIV. I ONLY	17- 13	137	6- 4	37	36	75	75	5	5	
DIV. I NON-CONF.	8- 3	77	0- 0	96	114	76	76	4	4	
TOTALS	RPI 1-25	RPI 26-50	W-L RECORDS	RPI 51-100	RPI 101-150	RPI 150+				
17- 13	0- 5	0- 2	OVERALL	4- 6	6- 0	7- 0				
12- 5	0- 3	0- 0	HOME	2- 2	3- 0	7- 0				
5- 7	0- 2	0- 2	AWAY	2- 3	3- 0	0- 0				
0- 1	0- 0	0- 0	NEUTRAL	0- 1	0- 0	0- 0				
8- 3	0- 1	0- 1	NON-CONFERENCE	0- 1	3- 0	5- 0				
7- 1	0- 1	0- 0	HOME	0- 0	2- 0	5- 0				
1- 2	0- 0	0- 1	AWAY	0- 1	1- 0	0- 0				
0- 0	0- 0	0- 0	NEUTRAL	0- 0	0- 0	0- 0				
9- 10	0- 4	0- 1	CONFERENCE	4- 5	3- 0	2- 0				
5- 4	0- 2	0- 0	HOME	2- 2	1- 0	2- 0				
4- 5	0- 2	0- 1	AWAY	2- 2	2- 0	0- 0				
0- 1	0- 0	0- 0	NEUTRAL	0- 1	0- 0	0- 0				

RPI 1-25				RPI 26-50				RPI 51-100				RPI 101+			
RPI	S	Opponent	Score	RPI	S	Opponent	Score	RPI	S	Opponent	Score	RPI	S	Opponent	Score
7	H	Ohio St.	93 97	32	A	Princeton	57 74	52	A	Rutgers	50 72	101	A	Northwestern	70 65
8	A	Maryland	56 76	45	A	Indiana	69 77	58	A	Iowa	69 85	125	H	Pittsburgh	82 45
8	H	Maryland	67 74					58	H	Iowa	82 75	130	A	Penn St.	91 87
10	H	UCLA	77 86					58	N	Iowa	85 97	130	H	Penn St.	78 73
17	A	Michigan St.	64 85					64	A	Purdue	68 61	138	H	Oral Roberts	61 44
								64	H	Purdue	63 65	143	A	Detroit	88 61
								80	A	Minnesota	93 86	168	H	Xavier	92 54
								80	H	Minnesota	92 76	180	H	Illinois	96 83
								83	A	Eastern Mich.	63 64	195	H	Wisconsin	82 65
								95	H	Nebraska	81 93	210	H	USC Upstate	119 61
												217	H	Hartford	83 47
												219	H	Binghamton	90 62
												281	H	Miami (OH)	97 55
LAST 12 Division I GAMES:															
				58	N	Iowa	85 97	195	H	Wisconsin	82 65				
				52	A	Rutgers	50 72	180	H	Illinois	96 83				
				101	A	Northwestern	70 65	17	A	Michigan St.	64 85				
				130	H	Penn St.	78 73	80	H	Minnesota	92 76				
				8	A	Maryland	56 76	58	A	Iowa	69 85				
				64	A	Purdue	68 61	95	H	Nebraska	81 93				

Non-Div I Games:

Michigan

■ Loss,
 ■ Non-Conf,
 ■ S Site,
 ■ H Home
 ■ A Away
 N Neutral

Average RPI Win:	117	WON-LOST	WINNING	LAST 10	STRENGTH OF	OPP. STRENGTH	TEAM	ADJ.	CONF.	ADJ CONF.
Average RPI Loss:	39	RECORD	PCT. RANK	GAMES	SCHEDULE	OF SCHEDULE	RPI	RPI	RPI	RPI
DIV. I ONLY	24- 8	50	6- 4	28	16	17	17	5	5	
DIV. I NON-CONF.	9- 2	37	0- 0	73	48	37	37	4	4	
TOTALS	RPI 1-25	RPI 26-50	W-L RECORDS	RPI 51-100	RPI 101-150	RPI 150+				
24- 8	2- 5	1- 1	OVERALL	8- 1	4- 1	9- 0				
13- 2	1- 1	1- 0	HOME	5- 0	3- 1	3- 0				
8- 4	0- 2	0- 1	AWAY	2- 1	1- 0	5- 0				
3- 2	1- 2	0- 0	NEUTRAL	1- 0	0- 0	1- 0				
9- 2	0- 2	1- 0	NON-CONFERENCE	0- 0	2- 0	6- 0				
5- 1	0- 1	1- 0	HOME	0- 0	2- 0	2- 0				
3- 0	0- 0	0- 0	AWAY	0- 0	0- 0	3- 0				
1- 1	0- 1	0- 0	NEUTRAL	0- 0	0- 0	1- 0				
15- 6	2- 3	0- 1	CONFERENCE	8- 1	2- 1	3- 0				
8- 1	1- 0	0- 0	HOME	5- 0	1- 1	1- 0				
5- 4	0- 2	0- 1	AWAY	2- 1	1- 0	2- 0				
2- 1	1- 1	0- 0	NEUTRAL	1- 0	0- 0	0- 0				

RPI 1-25				RPI 26-50				RPI 51-100				RPI 101+			
RPI	S	Opponent	Score	RPI	S	Opponent	Score	RPI	S	Opponent	Score	RPI	S	Opponent	Score
2	N	Baylor	76 84	39	H	Georgia	66 45	52	A	Rutgers	70 67	101	H	Northwestern	74 51
7	A	Ohio St.	80 85	45	A	Indiana	65 81	52	H	Rutgers	59 48	130	A	Penn St.	71 55
7	H	Ohio St.	107 105					58	A	Iowa	74 69	130	H	Penn St.	61 65
7	N	Ohio St.	82 63					58	H	Iowa	80 73	141	H	Western Mich.	78 40
8	A	Maryland	76 85					64	H	Purdue	68 56	143	H	Detroit	81 42
8	N	Maryland	44 60					64	N	Purdue	65 64	158	A	Northeastern	77 51
14	H	Louisville	78 85					75	H	Michigan	85 64	174	H	Loyola Chicago	76 47
								80	H	Minnesota	114 106	180	A	Illinois	71 43
								95	A	Nebraska	66 73	189	A	Davidson	73 44
												195	A	Wisconsin	77 54
												195	H	Wisconsin	77 67
												201	H	Idaho St.	79 60
												204	A	Oakland	82 62
												237	N	Cincinnati	103 63
LAST 12 Division I GAMES:															
		8 N Maryland	44 60			80 H Minnesota	114 106								
		7 N Ohio St.	82 63			52 A Rutgers	70 67								
		64 N Purdue	65 64			95 A Nebraska	66 73								
		8 A Maryland	76 85			130 H Penn St.	61 65								
		7 H Ohio St.	107 105			58 A Iowa	74 69								
		180 A Illinois	71 43			75 H Michigan	85 64								

Non-Div I Games:

Michigan St.

■ Loss,
 ■ Non-Conf, S Site,
 ■ Home
 ■ Away
 N Neutral

Middle Tenn.

Through Games Of March 6, 2016

Average RPI Win:	192	WON-LOST	WINNING	LAST 10	STRENGTH OF	OPP. STRENGTH	TEAM	ADJ.	CONF.	ADJ CONF.
Average RPI Loss:	77	RECORD	PCT. RANK	GAMES	SCHEDULE	OF SCHEDULE	RPI	RPI	RPI	RPI
DIV. I ONLY	21- 8	59	9- 1	120	108	67	67	13	13	
DIV. I NON-CONF.	6- 5	146	0- 0	141	89	131	131	11	11	
TOTALS	RPI 1-25	RPI 26-50	W-L RECORDS	RPI 51-100	RPI 101-150	RPI 150+				
21- 8	0- 1	1- 3	OVERALL	2- 1	2- 1	16- 2				
11- 3	0- 1	1- 0	HOME	2- 0	1- 1	7- 1				
10- 4	0- 0	0- 2	AWAY	0- 0	1- 0	9- 0				
0- 1	0- 0	0- 0	NEUTRAL	0- 0	0- 0	0- 1				
6- 5	0- 1	0- 1	NON-CONFERENCE	1- 1	0- 1	5- 1				
3- 2	0- 1	0- 0	HOME	1- 0	0- 1	2- 0				
3- 2	0- 0	0- 1	AWAY	0- 1	0- 0	3- 0				
0- 1	0- 0	0- 0	NEUTRAL	0- 0	0- 0	0- 1				
15- 3	0- 0	1- 2	CONFERENCE	1- 0	2- 0	11- 1				
8- 1	0- 0	1- 0	HOME	1- 0	1- 0	5- 1				
7- 2	0- 0	0- 2	AWAY	0- 0	1- 0	6- 0				
0- 0	0- 0	0- 0	NEUTRAL	0- 0	0- 0	0- 0				

RPI 1-25				RPI 26-50				RPI 51-100 Team's RPI: 67				RPI 101+			
RPI	S	Opponent	Score	RPI	S	Opponent	Score	RPI	S	Opponent	Score	RPI	S	Opponent	Score
12	H	Kentucky	52 68	31	A	UTEP	73 84	70	A	Central Mich.	59 81	108	H	Virginia	66 70
				37	A	Western Ky.	51 62	77	H	Charlotte	72 67	134	A	Marshall	79 73
				37	H	Western Ky.	83 75	91	H	Missouri St.	70 54	134	H	Marshall	65 54
				42	A	Ohio	49 72					154	H	Old Dominion	58 61
												160	N	Alabama	46 64
												164	A	Fla. Atlantic	83 73
												164	H	Fla. Atlantic	71 65
												165	A	UAB	77 72
												165	H	UAB	68 40
												168	A	Xavier	62 53
												171	H	Southern Miss.	74 44
												177	H	Ole Miss	84 75
												183	H	Louisiana Tech	68 57
												233	A	Rice	61 60
												240	A	North Texas	76 52
												246	A	UTSA	74 63
												269	A	Austin Peay	86 55
												280	H	Tennessee Tech	69 53
												311	A	FIU	85 62
												311	H	FIU	77 55
												321	A	Nevada	90 46
LAST 12 Division I GAMES:															
311	H	FIU	77 55	183	H	Louisiana Tech	68 57								
164	H	Fla. Atlantic	71 65	311	A	FIU	85 62								
134	A	Marshall	79 73	164	A	Fla. Atlantic	83 73								
37	A	Western Ky.	51 62	37	H	Western Ky.	83 75								
165	A	UAB	77 72	134	H	Marshall	65 54								
171	H	Southern Miss.	74 44	233	A	Rice	61 60								

Non-Div I Games:

Middle Tenn.

■ Loss,
 ■ Non-Conf, S Site,
 ■ Home
 ■ Away
 N Neutral

Average RPI Win:	237	WON-LOST	WINNING	LAST 10	STRENGTH OF	OPP. STRENGTH	TEAM	ADJ.	CONF.	ADJ CONF.
Average RPI Loss:	116	RECORD	PCT. RANK	GAMES	SCHEDULE	OF SCHEDULE	RPI	RPI	RPI	RPI
DIV. I ONLY	18- 11	102	7- 3	265	141	148	148	14	14	
DIV. I NON-CONF.	6- 5	146	0- 0	345	149	273	273	16	16	
TOTALS	RPI 1-25	RPI 26-50	W-L RECORDS	RPI 51-100	RPI 101-150	RPI 150+				
18- 11	0- 2	0- 1	OVERALL	0- 1	4- 5	14- 2				
9- 5	0- 1	0- 0	HOME	0- 1	2- 2	7- 1				
8- 6	0- 1	0- 1	AWAY	0- 0	2- 3	6- 1				
1- 0	0- 0	0- 0	NEUTRAL	0- 0	0- 0	1- 0				
6- 5	0- 0	0- 1	NON-CONFERENCE	0- 1	0- 1	6- 2				
3- 2	0- 0	0- 0	HOME	0- 1	0- 0	3- 1				
2- 3	0- 0	0- 1	AWAY	0- 0	0- 1	2- 1				
1- 0	0- 0	0- 0	NEUTRAL	0- 0	0- 0	1- 0				
12- 6	0- 2	0- 0	CONFERENCE	0- 0	4- 4	8- 0				
6- 3	0- 1	0- 0	HOME	0- 0	2- 2	4- 0				
6- 3	0- 1	0- 0	AWAY	0- 0	2- 2	4- 0				
0- 0	0- 0	0- 0	NEUTRAL	0- 0	0- 0	0- 0				

RPI	S	Opponent	Score	RPI	S	Opponent	Score	RPI	S	Opponent	Score	RPI	S	Opponent	Score	Team's RPI: 148
25	A	Green Bay	46 69	28	A	Miami (FL)	38 77	97	H	Marquette	81 101	101	A	Northwestern	44 69	
25	H	Green Bay	42 63									102	A	Wright St.	82 60	
												102	H	Wright St.	68 57	
												126	A	Youngstown St.	67 69	
												126	H	Youngstown St.	62 70	
												143	A	Detroit	76 80	
												143	H	Detroit	79 89	
												150	A	Northern Ky.	86 60	
												150	H	Northern Ky.	78 71	
												164	A	Fla. Atlantic	67 71	
												204	A	Oakland	98 95	
												204	H	Oakland	77 64	
												241	A	Valparaiso	70 60	
												241	H	Valparaiso	82 60	
												252	A	Ill.-Chicago	62 56	
												252	H	Ill.-Chicago	54 53	
												260	H	Northern Ill.	73 58	
												261	A	Cleveland St.	62 46	
												261	H	Cleveland St.	59 58	
												282	N	La Salle	69 53	
												300	H	Denver	49 56	
												302	H	UMKC	70 48	
												316	H	IPFW	73 60	
												340	A	Eastern Ill.	82 71	
												343	A	Chicago St.	55 48	
LAST 12 Division I GAMES:																
143	A	Detroit	76 80	126	H	Youngstown St.	62 70									
204	A	Oakland	98 95	261	H	Cleveland St.	59 58									
102	H	Wright St.	68 57	25	A	Green Bay	46 69									
150	H	Northern Ky.	78 71	204	H	Oakland	77 64									
252	A	Ill.-Chicago	62 56	143	H	Detroit	79 89									
241	A	Valparaiso	70 60	150	A	Northern Ky.	86 60									

Non-Div I Games:

Milwaukee

■ Loss,
 ■ Non-Conf, S Site,
 ■ Home
 ■ Away
 N Neutral

Average RPI Win:	151	WON-LOST	WINNING	LAST 10	STRENGTH OF	OPP. STRENGTH	TEAM	ADJ.	CONF.	ADJ CONF.
Average RPI Loss:	65	RECORD	PCT. RANK	GAMES	SCHEDULE	OF SCHEDULE	RPI	RPI	RPI	RPI
DIV. I ONLY	19- 11	91	5- 5	96	41	80	80	5	5	
DIV. I NON-CONF.	8- 3	77	0- 0	232	177	129	129	4	4	
TOTALS	RPI 1-25	RPI 26-50	W-L RECORDS	RPI 51-100	RPI 101-150	RPI 150+				
19- 11	1- 2	1- 2	OVERALL	5- 5	4- 1	8- 1				
14- 2	1- 0	1- 0	HOME	5- 1	3- 0	4- 1				
4- 7	0- 2	0- 2	AWAY	0- 3	1- 0	3- 0				
1- 2	0- 0	0- 0	NEUTRAL	0- 1	0- 1	1- 0				
8- 3	0- 0	0- 1	NON-CONFERENCE	2- 1	1- 0	5- 1				
6- 1	0- 0	0- 0	HOME	2- 0	1- 0	3- 1				
1- 1	0- 0	0- 1	AWAY	0- 0	0- 0	1- 0				
1- 1	0- 0	0- 0	NEUTRAL	0- 1	0- 0	1- 0				
11- 8	1- 2	1- 1	CONFERENCE	3- 4	3- 1	3- 0				
8- 1	1- 0	1- 0	HOME	3- 1	2- 0	1- 0				
3- 6	0- 2	0- 1	AWAY	0- 3	1- 0	2- 0				
0- 1	0- 0	0- 0	NEUTRAL	0- 0	0- 1	0- 0				

RPI	S	Opponent	Score	RPI	S	Opponent	Score	RPI	S	Opponent	Score	RPI	S	Opponent	Score
7	H	Ohio St.	90 88	45	A	Indiana	79 93	52	A	Rutgers	55 66	101	A	Northwestern	112 106
8	A	Maryland	77 110	45	H	Indiana	78 76	52	H	Rutgers	85 72	101	H	Northwestern	95 92
17	A	Michigan St.	106 114	47	A	Duke	64 84	56	N	Auburn	79 81	101	N	Northwestern	74 84
								58	H	Iowa	78 76	110	H	Memphis	70 60
								63	H	Maine	91 64	130	H	Penn St.	98 85
								64	A	Purdue	72 84	176	H	New Mexico	53 72
								75	A	Michigan	76 92	180	A	Illinois	106 75
								75	H	Michigan	86 93	180	H	Illinois	82 77
								94	H	North Dakota	57 47	194	N	Stetson	72 69
								95	H	Nebraska	110 73	195	A	Wisconsin	84 77
												294	H	Towson	105 86
												305	H	Wofford	98 54
												319	A	Kent St.	85 73
												342	H	NJIT	83 50
LAST 12 Division I GAMES:															
101	N	Northwestern	74 84	95	H	Nebraska	110 73								
8	A	Maryland	77 110	101	A	Northwestern	112 106								
7	H	Ohio St.	90 88	52	H	Rutgers	85 72								
17	A	Michigan St.	106 114	75	A	Michigan	76 92								
45	A	Indiana	79 93	180	H	Illinois	82 77								
58	H	Iowa	78 76	195	A	Wisconsin	84 77								

Non-Div I Games:

Minnesota

■ Loss,
 ■ Non-Conf, S Site,
 ■ Home
 ■ Away
 N Neutral

Average RPI Win:	334	WON-LOST	WINNING	LAST 10	STRENGTH OF	OPP. STRENGTH	TEAM	ADJ.	CONF.	ADJ CONF.
Average RPI Loss:	226	RECORD	PCT. RANK	GAMES	SCHEDULE	OF SCHEDULE	RPI	RPI	RPI	RPI
DIV. I ONLY	1- 25	348	0- 10	329	326	349	349	31	31	
DIV. I NON-CONF.	0- 8	338	0- 0	243	37	336	336	31	31	
TOTALS	RPI 1-25	RPI 26-50	W-L RECORDS	RPI 51-100	RPI 101-150	RPI 150+				
1- 25	0- 1	0- 0	OVERALL	0- 1	0- 1	1- 22				
1- 8	0- 0	0- 0	HOME	0- 0	0- 0	1- 8				
0- 16	0- 1	0- 0	AWAY	0- 1	0- 1	0- 13				
0- 1	0- 0	0- 0	NEUTRAL	0- 0	0- 0	0- 1				
0- 8	0- 1	0- 0	NON-CONFERENCE	0- 1	0- 1	0- 5				
0- 0	0- 0	0- 0	HOME	0- 0	0- 0	0- 0				
0- 7	0- 1	0- 0	AWAY	0- 1	0- 1	0- 4				
0- 1	0- 0	0- 0	NEUTRAL	0- 0	0- 0	0- 1				
1- 17	0- 0	0- 0	CONFERENCE	0- 0	0- 0	1- 17				
1- 8	0- 0	0- 0	HOME	0- 0	0- 0	1- 8				
0- 9	0- 0	0- 0	AWAY	0- 0	0- 0	0- 9				
0- 0	0- 0	0- 0	NEUTRAL	0- 0	0- 0	0- 0				

RPI 1-25				RPI 26-50				RPI 51-100				RPI 101+ Team's RPI: 349			
RPI	S	Opponent	Score	RPI	S	Opponent	Score	RPI	S	Opponent	Score	RPI	S	Opponent	Score
23	A	Mississippi St.	37 109					74	A	Vanderbilt	39 89	140	A	Arkansas	46 86
												155	A	Southern U.	26 78
												155	H	Southern U.	36 99
												160	A	Alabama	35 98
												165	A	UAB	33 80
												171	A	Southern Miss.	55 71
												177	A	Ole Miss	61 97
												186	A	Grambling	55 79
												186	H	Grambling	52 65
												235	A	Texas Southern	38 76
												235	H	Texas Southern	30 85
												251	A	Alabama St.	50 100
												251	H	Alabama St.	51 79
												279	A	Prairie View	57 80
												279	H	Prairie View	50 81
												295	A	Alcorn	39 75
												295	H	Alcorn	66 81
												304	N	Nicholls St.	54 63
												307	A	Jackson St.	43 70
												307	H	Jackson St.	46 72
												334	A	Ark.-Pine Bluff	53 81
												334	H	Ark.-Pine Bluff	62 60
												346	A	Alabama A&M	68 79
												346	H	Alabama A&M	74 84
LAST 12 Division I GAMES:															
334	A	Ark.-Pine Bluff	53 81	295	A	Alcorn	39 75								
186	A	Grambling	55 79	346	H	Alabama A&M	74 84								
307	A	Jackson St.	43 70	251	H	Alabama St.	51 79								
279	H	Prairie View	50 81	186	H	Grambling	52 65								
235	H	Texas Southern	30 85	307	H	Jackson St.	46 72								
155	A	Southern U.	26 78	279	A	Prairie View	57 80								

Non-Div I Games: Philander Smith 64 53 Blue Mountain 72 67

Mississippi Val.

■ Loss,
 ■ Non-Conf,
 ■ S Site,
 ■ Home
 ■ A Away
 N Neutral

RPI 1-25				RPI 26-50				Team's RPI: 43				RPI 51-100				RPI 101+			
RPI	S	Opponent	Score	RPI	S	Opponent	Score	RPI	S	Opponent	Score	RPI	S	Opponent	Score	RPI	S	Opponent	Score
3	A	South Carolina	58 83	27	H	Tennessee	55 71	56	A	Auburn	69 55	119	H	LSU	52 46				
12	A	Kentucky	59 69	39	A	Georgia	54 48	56	N	Auburn	45 47	139	H	Wake Forest	94 81				
19	A	Texas A&M	77 81	39	H	Georgia	50 65	74	H	Vanderbilt	52 56	140	A	Arkansas	52 64				
23	A	Mississippi St.	42 52	46	A	St. Mary's (CA)	95 78	77	H	Charlotte	88 71	140	H	Arkansas	69 48				
23	H	Mississippi St.	66 54					91	A	Missouri St.	71 55	145	H	SIUE	75 46				
24	H	Florida	79 64									158	N	Northeastern	69 56				
												160	H	Alabama	63 52				
												177	A	Ole Miss	60 46				
												200	A	Colorado	79 75				
												231	H	Southeast Mo. St.	74 32				
												238	H	Loyola Marymount	80 48				
												242	H	Texas St.	82 56				
												287	H	Lamar	91 57				
												291	A	Wichita St.	57 37				
												334	H	Ark.-Pine Bluff	85 34				
LAST 12 Division I GAMES:																			
				56	N	Auburn	45 47	23	A	Mississippi St.	42 52								
				74	H	Vanderbilt	52 56	39	H	Georgia	50 65								
				12	A	Kentucky	59 69	177	A	Ole Miss	60 46								
				56	A	Auburn	69 55	119	H	LSU	52 46								
				140	H	Arkansas	69 48	24	H	Florida	79 64								
				160	H	Alabama	63 52	19	A	Texas A&M	77 81								

Missouri

Page 183

Average RPI Win:	220	WON-LOST	WINNING	LAST 10	STRENGTH OF	OPP. STRENGTH	TEAM	ADJ.	CONF.	ADJ CONF.
Average RPI Loss:	71	RECORD	PCT. RANK	GAMES	SCHEDULE	OF SCHEDULE	RPI	RPI	RPI	RPI
DIV. I ONLY	20- 9	70	8- 2	146	163	91	91	21	21	
DIV. I NON-CONF.	6- 5	146	0- 0	26	27	75	75	17	17	
TOTALS	RPI 1-25	RPI 26-50	W-L RECORDS	RPI 51-100	RPI 101-150	RPI 150+				
20- 9	0- 1	0- 2	OVERALL	1- 5	4- 1	15- 0				
9- 4	0- 0	0- 2	HOME	0- 2	2- 0	7- 0				
10- 3	0- 0	0- 0	AWAY	1- 2	2- 1	7- 0				
1- 2	0- 1	0- 0	NEUTRAL	0- 1	0- 0	1- 0				
6- 5	0- 1	0- 2	NON-CONFERENCE	0- 2	3- 0	3- 0				
2- 2	0- 0	0- 2	HOME	0- 0	1- 0	1- 0				
3- 1	0- 0	0- 0	AWAY	0- 1	2- 0	1- 0				
1- 2	0- 1	0- 0	NEUTRAL	0- 1	0- 0	1- 0				
14- 4	0- 0	0- 0	CONFERENCE	1- 3	1- 1	12- 0				
7- 2	0- 0	0- 0	HOME	0- 2	1- 0	6- 0				
7- 2	0- 0	0- 0	AWAY	1- 1	0- 1	6- 0				
0- 0	0- 0	0- 0	NEUTRAL	0- 0	0- 0	0- 0				

RPI 1-25				RPI 26-50				RPI 51-100				Team's RPI: 91	RPI 101+			
RPI	S	Opponent	Score	RPI	S	Opponent	Score	RPI	S	Opponent	Score		RPI	S	Opponent	Score
9	N	Stanford	65 82	30	H	Oklahoma St.	55 74	63	N	Maine	65 69		103	A	Little Rock	64 58
				43	H	Missouri	55 71	67	A	Middle Tenn.	54 70		136	A	Southern Ill.	61 69
								96	A	UNI	78 75		136	H	Southern Ill.	82 77
								96	H	UNI	60 65		138	H	Oral Roberts	72 64
								98	A	Drake	72 95		140	A	Arkansas	69 54
								98	H	Drake	75 82		161	N	Marist	77 45
													174	A	Loyola Chicago	73 62
													174	H	Loyola Chicago	91 81
													177	A	Ole Miss	91 78
													178	H	Eastern Ky.	87 63
													225	A	Indiana St.	59 51
													225	H	Indiana St.	75 41
													291	A	Wichita St.	77 57
													291	H	Wichita St.	74 45
													303	A	Bradley	55 44
													303	H	Bradley	59 56
													314	A	Illinois St.	73 51
													314	H	Illinois St.	70 41
													330	A	Evansville	66 47
													330	H	Evansville	77 70
LAST 12 Division I GAMES:																
				314	H	Illinois St.	70 41					174	H	Loyola Chicago	91 81	
				225	H	Indiana St.	75 41					98	A	Drake	72 95	
				291	H	Wichita St.	74 45					96	A	UNI	78 75	
				330	A	Evansville	66 47					291	A	Wichita St.	77 57	
				136	A	Southern Ill.	61 69					136	H	Southern Ill.	82 77	
				303	H	Bradley	59 56					330	H	Evansville	77 70	

Non-Div I Games: MidAmerica Naz. 88 61

Missouri St.

■ Loss,
 ■ Non-Conf,
 ■ S Site,
 ■ H Home
 ■ A Away
 N Neutral

Average RPI Win: 250	WON-LOST	WINNING	LAST 10	STRENGTH OF	OPP. STRENGTH	TEAM	ADJ.	CONF.	ADJ CONF.
Average RPI Loss: 185	RECORD	PCT. RANK	GAMES	SCHEDULE	OF SCHEDULE	RPI	RPI	RPI	RPI
DIV. I ONLY	14- 17	202	7- 3	268	266	243	243	23	23
DIV. I NON-CONF.	2- 7	280	0- 0	310	316	325	325	22	22
TOTALS	RPI 1-25	RPI 26-50	W-L RECORDS	RPI 51-100	RPI 101-150	RPI 150+			
14- 17	0- 0	0- 1	OVERALL	1- 3	0- 2	13- 11			
8- 6	0- 0	0- 0	HOME	1- 1	0- 1	7- 4			
5- 10	0- 0	0- 1	AWAY	0- 1	0- 1	5- 7			
1- 1	0- 0	0- 0	NEUTRAL	0- 1	0- 0	1- 0			
2- 7	0- 0	0- 1	NON-CONFERENCE	0- 1	0- 0	2- 5			
1- 3	0- 0	0- 0	HOME	0- 1	0- 0	1- 2			
1- 4	0- 0	0- 1	AWAY	0- 0	0- 0	1- 3			
0- 0	0- 0	0- 0	NEUTRAL	0- 0	0- 0	0- 0			
12- 10	0- 0	0- 0	CONFERENCE	1- 2	0- 2	11- 6			
7- 3	0- 0	0- 0	HOME	1- 0	0- 1	6- 2			
4- 6	0- 0	0- 0	AWAY	0- 1	0- 1	4- 4			
1- 1	0- 0	0- 0	NEUTRAL	0- 1	0- 0	1- 0			

RPI 1-25			RPI 26-50			RPI 51-100			RPI 101+			Team's RPI: 243			
RPI	S	Opponent	Score	RPI	S	Opponent	Score	RPI	S	Opponent	Score				
				32	A	Princeton	70 81	81	A	Quinnipiac	58 85	111	A	Iona	56 68
								81	H	Quinnipiac	63 60	111	H	Iona	49 64
								81	N	Quinnipiac	59 66	161	A	Marist	55 78
								83	H	Eastern Mich.	68 78	161	H	Marist	60 52
												199	A	Fairfield	70 80
												199	H	Fairfield	60 68
												199	N	Fairfield	64 46
												209	H	Robert Morris	47 60
												220	A	Lehigh	88 95
												223	A	Canisius	81 71
												223	H	Canisius	79 75
												229	A	Siena	54 64
												229	H	Siena	63 69
												247	A	Manhattan	57 56
												247	H	Manhattan	72 62
												265	A	Providence	59 71
												282	H	La Salle	50 65
												284	A	Rider	87 75
												284	H	Rider	76 61
												289	A	Niagara	68 55
												289	H	Niagara	83 60
												299	A	Colgate	86 80
												315	A	Fairleigh Dickinson	75 81
												337	H	St. Francis Brooklyn	63 54
												338	A	Saint Peter's	62 67
												338	H	Saint Peter's	71 52
LAST 12 Division I GAMES:															
				81	N	Quinnipiac	59 66	199	A	Fairfield	70 80				
				199	N	Fairfield	64 46	247	A	Manhattan	57 56				
				338	H	Saint Peter's	71 52	223	H	Canisius	79 75				
				284	H	Rider	76 61	111	A	Iona	56 68				
				223	A	Canisius	81 71	247	H	Manhattan	72 62				
				289	A	Niagara	68 55	199	H	Fairfield	60 68				

Non-Div I Games:

Monmouth

Average RPI Win:	236	WON-LOST	WINNING	LAST 10	STRENGTH OF	OPP. STRENGTH	TEAM	ADJ.	CONF.	ADJ CONF.
Average RPI Loss:	160	RECORD	PCT. RANK	GAMES	SCHEDULE	OF SCHEDULE	RPI	RPI	RPI	RPI
DIV. I ONLY	18- 10	87	8- 2	305	204	162	162	19	19	
DIV. I NON-CONF.	6- 4	125	0- 0	282	232	208	208	23	23	
TOTALS	RPI 1-25	RPI 26-50	W-L RECORDS	RPI 51-100	RPI 101-150	RPI 150+				
18- 10	0- 0	0- 1	OVERALL	1- 2	0- 1	17- 6				
13- 2	0- 0	0- 0	HOME	0- 1	0- 0	13- 1				
4- 8	0- 0	0- 1	AWAY	0- 1	0- 1	4- 5				
1- 0	0- 0	0- 0	NEUTRAL	1- 0	0- 0	0- 0				
6- 4	0- 0	0- 1	NON-CONFERENCE	1- 0	0- 0	5- 3				
5- 1	0- 0	0- 0	HOME	0- 0	0- 0	5- 1				
0- 3	0- 0	0- 1	AWAY	0- 0	0- 0	0- 2				
1- 0	0- 0	0- 0	NEUTRAL	1- 0	0- 0	0- 0				
12- 6	0- 0	0- 0	CONFERENCE	0- 2	0- 1	12- 3				
8- 1	0- 0	0- 0	HOME	0- 1	0- 0	8- 0				
4- 5	0- 0	0- 0	AWAY	0- 1	0- 1	4- 3				
0- 0	0- 0	0- 0	NEUTRAL	0- 0	0- 0	0- 0				

RPI S	Opponent	Score	RPI S	Opponent	Score	RPI S	Opponent	Score	RPI S	Opponent	Score	Team's RPI: 162
44	A Colorado St.	43 75	79	N Drexel	58 50	135	A Idaho	61 78	151	A Montana St.	52 61	
			94	A North Dakota	61 73	151	H Montana St.	70 66	164	H Fla. Atlantic	83 69	
			94	H North Dakota	59 61	167	A Sacramento St.	75 83	167	H Sacramento St.	90 83	
						172	H Pacific	64 54	173	A Northern Colo.	72 66	
						173	H Northern Colo.	58 46	181	A Eastern Wash.	65 67	
						182	H Weber St.	84 75	201	H Idaho St.	62 47	
						220	A Lehigh	53 80	224	H Utah St.	86 70	
						244	A Wyoming	61 68	271	H Seattle	44 58	
						286	H Portland	90 67	310	A Northern Ariz.	61 57	
						310	H Northern Ariz.	81 58	323	A Portland St.	79 58	
						323	H Portland St.	76 57	335	A Southern Utah	81 50	
						335	H Southern Utah	66 60	339	H Cal St. Fullerton	86 51	
LAST 12 Division I GAMES:												
173	A Northern Colo.	72 66	335	A Southern Utah	81 50							
94	A North Dakota	61 73	323	H Portland St.	76 57							
182	H Weber St.	84 75	167	H Sacramento St.	90 83							
201	H Idaho St.	62 47	151	A Montana St.	52 61							
151	H Montana St.	70 66	181	A Eastern Wash.	65 67							
310	A Northern Ariz.	61 57	135	A Idaho	61 78							

Non-Div I Games: Mont. St.-Northern 80 32

Montana

Loss, Non-Conf, S Site, H Home A Away N Neutral

Average RPI Win:	251	WON-LOST	WINNING	LAST 10	STRENGTH OF	OPP. STRENGTH	TEAM	ADJ.	CONF.	ADJ CONF.
Average RPI Loss:	154	RECORD	PCT. RANK	GAMES	SCHEDULE	OF SCHEDULE	RPI	RPI	RPI	RPI
DIV. I ONLY	19- 8	63	7- 3	342	193	151	151	19	19	
DIV. I NON-CONF.	5- 4	138	0- 0	347	210	259	259	23	23	
TOTALS	RPI 1-25	RPI 26-50	W-L RECORDS	RPI 51-100	RPI 101-150	RPI 150+				
19- 8	0- 0	0- 0	OVERALL	1- 2	1- 1	17- 5				
11- 1	0- 0	0- 0	HOME	1- 1	0- 0	10- 0				
7- 7	0- 0	0- 0	AWAY	0- 1	1- 1	6- 5				
1- 0	0- 0	0- 0	NEUTRAL	0- 0	0- 0	1- 0				
5- 4	0- 0	0- 0	NON-CONFERENCE	0- 1	0- 1	5- 2				
2- 1	0- 0	0- 0	HOME	0- 1	0- 0	2- 0				
2- 3	0- 0	0- 0	AWAY	0- 0	0- 1	2- 2				
1- 0	0- 0	0- 0	NEUTRAL	0- 0	0- 0	1- 0				
14- 4	0- 0	0- 0	CONFERENCE	1- 1	1- 0	12- 3				
9- 0	0- 0	0- 0	HOME	1- 0	0- 0	8- 0				
5- 4	0- 0	0- 0	AWAY	0- 1	1- 0	4- 3				
0- 0	0- 0	0- 0	NEUTRAL	0- 0	0- 0	0- 0				

RPI S	Opponent	Score	RPI S	Opponent	Score	RPI S	Opponent	Score	RPI S	Opponent	Score	Team's RPI: 151
						82	H San Diego	49 62	109	A Gonzaga	52 65	
						94	A North Dakota	76 77	135	A Idaho	62 59	
						94	H North Dakota	69 61	162	A Montana	66 70	
									162	H Montana	61 52	
									167	A Sacramento St.	80 79	
									167	H Sacramento St.	116 99	
									173	A Northern Colo.	73 80	
									173	H Northern Colo.	66 58	
									181	A Eastern Wash.	69 81	
									182	H Weber St.	92 71	
									187	A Cal Poly	57 66	
									201	H Idaho St.	82 80	
									244	A Wyoming	69 75	
									271	A Seattle	80 51	
									286	H Portland	86 57	
									310	A Northern Ariz.	83 72	
									310	H Northern Ariz.	86 77	
									321	A Nevada	66 53	
									323	A Portland St.	106 59	
									323	H Portland St.	74 64	
									330	N Evansville	81 55	
									335	A Southern Utah	87 66	
									335	H Southern Utah	86 59	
									339	H Cal St. Fullerton	89 66	

LAST 12 Division I GAMES:

94	A	North Dakota	76	77	310	A	Northern Ariz.	83	72
173	A	Northern Colo.	73	80	167	H	Sacramento St.	116	99
201	H	Idaho St.	82	80	323	H	Portland St.	74	64
182	H	Weber St.	92	71	162	H	Montana	61	52
162	A	Montana	66	70	135	A	Idaho	62	59
335	A	Southern Utah	87	66	181	A	Eastern Wash.	69	81

Non-Div I Games: Montana Western 74 36 Carroll (MT) 74 34

Montana St.

Loss, Non-Conf, S Site, H Home A Away N Neutral

Average RPI Win:	307	WON-LOST	WINNING	LAST 10	STRENGTH OF	OPP. STRENGTH	TEAM	ADJ.	CONF.	ADJ CONF.
Average RPI Loss:	186	RECORD	PCT. RANK	GAMES	SCHEDULE	OF SCHEDULE	RPI	RPI	RPI	RPI
DIV. I ONLY	8- 20	284	3- 7	312	275	306	306	24	24	
DIV. I NON-CONF.	4- 8	234	0- 0	301	305	274	274	24	24	
TOTALS	RPI 1-25	RPI 26-50	W-L RECORDS	RPI 51-100	RPI 101-150	RPI 150+				
8- 20	0- 2	0- 0	OVERALL	0- 2	0- 4	8- 12				
4- 8	0- 0	0- 0	HOME	0- 1	0- 2	4- 5				
4- 12	0- 0	0- 0	AWAY	0- 0	0- 0	4- 0				
0- 0	0- 0	0- 0	NEUTRAL	0- 0	0- 0	0- 0				
4- 8	0- 2	0- 0	NON-CONFERENCE	0- 0	0- 2	4- 4				
2- 2	0- 0	0- 0	HOME	0- 0	0- 1	2- 1				
2- 6	0- 2	0- 0	AWAY	0- 0	0- 1	2- 3				
0- 0	0- 0	0- 0	NEUTRAL	0- 0	0- 0	0- 0				
4- 12	0- 0	0- 0	CONFERENCE	0- 2	0- 2	4- 8				
2- 6	0- 0	0- 0	HOME	0- 1	0- 1	2- 4				
2- 6	0- 0	0- 0	AWAY	0- 1	0- 1	2- 4				
0- 0	0- 0	0- 0	NEUTRAL	0- 0	0- 0	0- 0				

RPI 1-25				RPI 26-50				RPI 51-100				RPI 101+ Team's RPI: 306			
RPI	S	Opponent	Score	RPI	S	Opponent	Score	RPI	S	Opponent	Score	RPI	S	Opponent	Score
12	A	Kentucky	57 112					78	A	Belmont	71 99	104	H	UT Martin	67 85
22	A	West Virginia	56 94					78	H	Belmont	74 89	134	H	Marshall	101 104
												136	A	Southern Ill.	69 102
												145	A	SIUE	81 90
												178	A	Eastern Ky.	93 100
												178	H	Eastern Ky.	77 89
												210	H	USC Upstate	72 86
												231	H	Southeast Mo. St.	79 89
												258	A	Tennessee St.	76 78
												258	H	Tennessee St.	60 68
												264	A	Murray St.	79 83
												267	A	UC Santa Barbara	78 93
												269	H	Austin Peay	75 96
												273	A	Georgia St.	99 90
												280	A	Tennessee Tech	69 77
												280	H	Tennessee Tech	75 71
												281	A	Miami (OH)	57 59
												288	H	Kennesaw St.	83 77
												296	A	Jacksonville St.	70 66
												296	H	Jacksonville St.	67 63
												333	A	Lipscomb	92 77
												340	A	Eastern Ill.	85 77
												343	A	Chicago St.	71 75
												346	H	Alabama A&M	112 69
LAST 12 Division I GAMES:															
296	A	Jacksonville St.	70 66	78	A	Belmont	71 99								
258	H	Tennessee St.	60 68	178	A	Eastern Ky.	93 100								
178	H	Eastern Ky.	77 89	280	H	Tennessee Tech	75 71								
280	A	Tennessee Tech	69 77	296	H	Jacksonville St.	67 63								
78	H	Belmont	74 89	269	H	Austin Peay	75 96								
258	A	Tennessee St.	76 78	340	A	Eastern Ill.	85 77								

Non-Div I Games: Ky. Christian 121 91 Mt. St. Joseph 117 53

Morehead St.

■ Loss,
 ■ Non-Conf,
 ■ S Site,
 ■ Home
 ■ A Away
 N Neutral

Average RPI Win:	292	WON-LOST	WINNING	LAST 10	STRENGTH OF	OPP. STRENGTH	TEAM	ADJ.	CONF.	ADJ CONF.
Average RPI Loss:	181	RECORD	PCT. RANK	GAMES	SCHEDULE	OF SCHEDULE	RPI	RPI	RPI	RPI
DIV. I ONLY	11- 16	227	6- 4	233	339	256	256	32	32	
DIV. I NON-CONF.	1- 10	330	0- 0	22	306	249	249	30	30	
TOTALS	RPI 1-25	RPI 26-50	W-L RECORDS	RPI 51-100	RPI 101-150	RPI 150+				
11- 16	0- 1	0- 2	OVERALL	1- 0	0- 1	10- 12				
6- 5	0- 0	0- 0	HOME	1- 0	0- 0	5- 5				
5- 9	0- 0	0- 0	AWAY	0- 0	0- 0	5- 1				
0- 2	0- 0	0- 1	NEUTRAL	0- 0	0- 0	0- 1				
1- 10	0- 1	0- 2	NON-CONFERENCE	1- 0	0- 1	0- 6				
1- 2	0- 0	0- 0	HOME	1- 0	0- 0	0- 2				
0- 6	0- 1	0- 1	AWAY	0- 0	0- 1	0- 3				
0- 2	0- 0	0- 1	NEUTRAL	0- 0	0- 0	0- 1				
10- 6	0- 0	0- 0	CONFERENCE	0- 0	0- 0	10- 6				
5- 3	0- 0	0- 0	HOME	0- 0	0- 0	5- 3				
5- 3	0- 0	0- 0	AWAY	0- 0	0- 0	5- 3				
0- 0	0- 0	0- 0	NEUTRAL	0- 0	0- 0	0- 0				

RPI 1-25				RPI 26-50				RPI 51-100				RPI 101+ Team's RPI: 256			
RPI	S	Opponent	Score	RPI	S	Opponent	Score	RPI	S	Opponent	Score	RPI	S	Opponent	Score
13	A	Syracuse	61 90	35	A	James Madison	31 92	89	H	Bucknell	64 50	120	A	Virginia Tech	33 73
				44	N	Colorado St.	36 54					157	A	Stony Brook	42 46
												185	H	UMBC	46 65
												205	A	Brown	45 72
												207	A	Hampton	47 60
												207	H	Hampton	51 65
												209	A	Robert Morris	44 76
												218	H	N.C. A&T	55 65
												229	N	Siena	46 69
												245	A	Bethune-Cookman	48 63
												250	A	Coppin St.	38 82
												250	H	Coppin St.	72 51
												274	A	UMES	77 69
												274	H	UMES	42 50
												293	A	Savannah St.	66 60
												297	A	Florida A&M	67 62
												302	H	UMKC	50 59
												312	A	South Carolina St.	62 56
												322	H	Delaware St.	56 49
												332	H	Howard	78 66
												347	A	Norfolk St.	59 56
												347	H	Norfolk St.	67 58
												348	H	N.C. Central	66 55
LAST 12 Division I GAMES:															
274	H	UMES	42 50	312	A	South Carolina St.	62 56								
250	A	Coppin St.	38 82	293	A	Savannah St.	66 60								
218	H	N.C. A&T	55 65	250	H	Coppin St.	72 51								
348	H	N.C. Central	66 55	332	H	Howard	78 66								
207	A	Hampton	47 60	245	A	Bethune-Cookman	48 63								
347	A	Norfolk St.	59 56	297	A	Florida A&M	67 62								

Non-Div I Games: Washington Adventis74 36

Morgan St.

■ Loss,
 ■ Non-Conf,
 ■ S Site,
 ■ H Home
 ■ A Away
 N Neutral

Average RPI Win:	314	WON-LOST	WINNING	LAST 10	STRENGTH OF	OPP. STRENGTH	TEAM	ADJ.	CONF.	ADJ CONF.
Average RPI Loss:	231	RECORD	PCT. RANK	GAMES	SCHEDULE	OF SCHEDULE	RPI	RPI	RPI	RPI
DIV. I ONLY	9- 21	279	4- 6	326	349	317	317	30	30	
DIV. I NON-CONF.	2- 9	296	0- 0	287	342	318	318	32	32	
TOTALS	RPI 1-25	RPI 26-50	W-L RECORDS	RPI 51-100	RPI 101-150	RPI 150+				
9- 21	0- 0	0- 0	OVERALL	0- 1	0- 2	9- 18				
4- 9	0- 0	0- 0	HOME	0- 0	0- 0	4- 9				
5- 12	0- 0	0- 0	AWAY	0- 0	0- 0	5- 4				
0- 0	0- 0	0- 0	NEUTRAL	0- 0	0- 0	0- 0				
2- 9	0- 0	0- 0	NON-CONFERENCE	0- 1	0- 2	2- 6				
0- 4	0- 0	0- 0	HOME	0- 0	0- 0	0- 4				
2- 5	0- 0	0- 0	AWAY	0- 1	0- 2	2- 2				
0- 0	0- 0	0- 0	NEUTRAL	0- 0	0- 0	0- 0				
7- 12	0- 0	0- 0	CONFERENCE	0- 0	0- 0	7- 12				
4- 5	0- 0	0- 0	HOME	0- 0	0- 0	4- 5				
3- 7	0- 0	0- 0	AWAY	0- 0	0- 0	3- 7				
0- 0	0- 0	0- 0	NEUTRAL	0- 0	0- 0	0- 0				

RPI 1-25			RPI 26-50			RPI 51-100			RPI 101+ Team's RPI: 317		
RPI	S	Opponent	Score	RPI	S	Opponent	Score	RPI	S	Opponent	Score
						89 A Bucknell	45 71	120 A Virginia Tech		42 59	
								125 A Pittsburgh		57 74	
								197 A Sacred Heart		47 66	
								197 A Sacred Heart		58 61	
								197 H Sacred Heart		52 60	
								203 H William & Mary		74 76	
								209 A Robert Morris		56 61	
								209 H Robert Morris		67 74	
								222 A Bryant		52 86	
								222 H Bryant		59 70	
								230 H Loyola Maryland		63 65	
								250 A Coppin St.		55 66	
								263 A Saint Francis (PA)		57 87	
								263 H Saint Francis (PA)		64 73	
								268 A Campbell		53 62	
								274 A UMES		57 50	
								275 A Central Conn. St.		59 55	
								275 H Central Conn. St.		54 48	
								289 H Niagara		51 53	
								315 A Fairleigh Dickinson		53 66	
								315 H Fairleigh Dickinson		71 55	
								322 A Delaware St.		54 41	
								325 A LIU Brooklyn		50 53	
								325 H LIU Brooklyn		51 61	
								332 H Howard		49 62	
								337 A St. Francis Brooklyn		57 40	
LAST 12 Division I GAMES:											
197 A		Sacred Heart	47 66	263 H		Saint Francis (PA)	64 73				
197 H		Sacred Heart	52 60	345 A		Wagner	59 50				
337 A		St. Francis Brooklyn	57 40	325 A		LIU Brooklyn	50 53				
275 A		Central Conn. St.	59 55	209 H		Robert Morris	67 74				
222 A		Bryant	52 86	345 H		Wagner	64 55				
315 H		Fairleigh Dickinson	71 55	197 A		Sacred Heart	58 61				

Non-Div I Games:

Mt. St. Mary's

■ Loss,
 ■ Non-Conf,
 ■ S Site,
 ■ H Home
 ■ A Away
 N Neutral

M
t
.
S
t
.
M
a
r
y
'
s

Mt. St. Mary's
RPI S Opponent Score

Through Games Of March 6, 2016

RPI	S	Opponent	Score	
337	H	St. Francis Brooklyn	66	56
345	A	Wagner	59	50
345	H	Wagner	64	55

M
t
.
S
t
.
M
a
r
y
'
s

Mt. St. Mary's

Average RPI Win:	269	WON-LOST	WINNING	LAST 10	STRENGTH OF	OPP. STRENGTH	TEAM	ADJ.	CONF.	ADJ CONF.
Average RPI Loss:	176	RECORD	PCT. RANK	GAMES	SCHEDULE	OF SCHEDULE	RPI	RPI	RPI	RPI
DIV. I ONLY	10- 17	246	5- 5	258	297	264	264	24	24	
DIV. I NON-CONF.	2- 7	280	0- 0	220	335	264	264	24	24	
TOTALS	RPI 1-25	RPI 26-50	W-L RECORDS	RPI 51-100	RPI 101-150	RPI 150+				
10- 17	0- 1	0- 0	OVERALL	0- 3	2- 4	8- 9				
5- 5	0- 0	0- 0	HOME	0- 1	0- 3	5- 1				
4- 11	0- 1	0- 0	AWAY	0- 2	1- 1	3- 7				
1- 1	0- 0	0- 0	NEUTRAL	0- 0	1- 0	0- 1				
2- 7	0- 1	0- 0	NON-CONFERENCE	0- 2	0- 1	2- 3				
0- 2	0- 0	0- 0	HOME	0- 1	0- 1	0- 0				
2- 5	0- 1	0- 0	AWAY	0- 1	0- 0	2- 3				
0- 0	0- 0	0- 0	NEUTRAL	0- 0	0- 0	0- 0				
8- 10	0- 0	0- 0	CONFERENCE	0- 1	2- 3	6- 6				
5- 3	0- 0	0- 0	HOME	0- 0	0- 2	5- 1				
2- 6	0- 0	0- 0	AWAY	0- 1	1- 1	1- 4				
1- 1	0- 0	0- 0	NEUTRAL	0- 0	1- 0	0- 1				

RPI 1-25				RPI 26-50				RPI 51-100				RPI 101+ Team's RPI: 264			
RPI	S	Opponent	Score	RPI	S	Opponent	Score	RPI	S	Opponent	Score	RPI	S	Opponent	Score
15	A	Florida St.	59 101					78	A	Belmont	61 87	104	A	UT Martin	62 92
								99	A	Central Ark.	40 50	104	H	UT Martin	49 70
								99	H	Central Ark.	51 61	104	N	UT Martin	78 76
												136	H	Southern Ill.	57 70
												145	A	SIUE	79 76
												145	H	SIUE	61 64
												152	A	Jacksonville	54 79
												178	A	Eastern Ky.	60 72
												178	N	Eastern Ky.	52 63
												231	A	Southeast Mo. St.	59 96
												231	H	Southeast Mo. St.	80 61
												258	A	Tennessee St.	58 69
												269	A	Austin Peay	72 81
												269	H	Austin Peay	75 72
												280	H	Tennessee Tech	56 50
												296	H	Jacksonville St.	71 74
												306	H	Morehead St.	83 79
												314	A	Illinois St.	76 81
												330	A	Evansville	73 54
												333	A	Lipscomb	85 93
												340	A	Eastern Ill.	74 71
												340	H	Eastern Ill.	66 56
												346	A	Alabama A&M	76 59
LAST 12 Division I GAMES:															
				178	N	Eastern Ky.	52 63	145	A	SIUE	79 76				
				104	N	UT Martin	78 76	269	H	Austin Peay	75 72				
				104	H	UT Martin	49 70	231	A	Southeast Mo. St.	59 96				
				269	A	Austin Peay	72 81	104	A	UT Martin	62 92				
				340	A	Eastern Ill.	74 71	340	H	Eastern Ill.	66 56				
				231	H	Southeast Mo. St.	80 61	145	H	SIUE	61 64				

Non-Div I Games: Blue Mountain 89 64 Oakland City 91 75

Murray St.

Loss, Non-Conf, S Site, H Home A Away N Neutral

Average RPI Win:	311	WON-LOST	WINNING	LAST 10	STRENGTH OF	OPP. STRENGTH	TEAM	ADJ.	CONF.	ADJ CONF.
Average RPI Loss:	175	RECORD	PCT. RANK	GAMES	SCHEDULE	OF SCHEDULE	RPI	RPI	RPI	RPI
DIV. I ONLY	14- 11	143	8- 2	311	338	218	218	32	32	
DIV. I NON-CONF.	2- 7	280	0- 0	143	182	247	247	30	30	
TOTALS	RPI 1-25	RPI 26-50	W-L RECORDS	RPI 51-100	RPI 101-150	RPI 150+				
14- 11	0- 2	0- 0	OVERALL	0- 2	0- 0	14- 7				
6- 4	0- 0	0- 0	HOME	0- 2	0- 0	6- 2				
6- 6	0- 1	0- 0	AWAY	0- 0	0- 0	6- 5				
2- 1	0- 1	0- 0	NEUTRAL	0- 0	0- 0	2- 0				
2- 7	0- 2	0- 0	NON-CONFERENCE	0- 2	0- 0	2- 3				
0- 2	0- 0	0- 0	HOME	0- 2	0- 0	0- 0				
0- 4	0- 1	0- 0	AWAY	0- 0	0- 0	0- 3				
2- 1	0- 1	0- 0	NEUTRAL	0- 0	0- 0	2- 0				
12- 4	0- 0	0- 0	CONFERENCE	0- 0	0- 0	12- 4				
6- 2	0- 0	0- 0	HOME	0- 0	0- 0	6- 2				
6- 2	0- 0	0- 0	AWAY	0- 0	0- 0	6- 2				
0- 0	0- 0	0- 0	NEUTRAL	0- 0	0- 0	0- 0				

RPI 1-25				RPI 26-50				RPI 51-100				RPI 101+ Team's RPI: 218			
RPI	S	Opponent	Score	RPI	S	Opponent	Score	RPI	S	Opponent	Score	RPI	S	Opponent	Score
7	A	Ohio St.	56 89					68	H	FGCU	36 60	207	H	Hampton	52 55
18	N	Duquesne	67 81					71	H	VCU	49 64	228	A	Navy	48 52
												245	A	Bethune-Cookman	41 65
												245	H	Bethune-Cookman	68 55
												250	A	Coppin St.	59 65
												256	A	Morgan St.	65 55
												268	A	Campbell	55 56
												274	H	UMES	50 56
												291	A	Wichita St.	53 55
												293	A	Savannah St.	69 59
												293	H	Savannah St.	60 31
												297	A	Florida A&M	70 66
												297	H	Florida A&M	80 51
												312	A	South Carolina St.	57 54
												322	A	Delaware St.	84 64
												324	N	North Dakota St.	72 64
												332	H	Howard	88 70
												335	N	Southern Utah	78 65
												347	H	Norfolk St.	64 53
												348	A	N.C. Central	76 54
												348	H	N.C. Central	60 48
LAST 12 Division I GAMES:															
348	H	N.C. Central	60 48	348	A	N.C. Central	76 54								
245	A	Bethune-Cookman	41 65	293	H	Savannah St.	60 31								
297	A	Florida A&M	70 66	322	A	Delaware St.	84 64								
256	A	Morgan St.	65 55	250	A	Coppin St.	59 65								
245	H	Bethune-Cookman	68 55	347	H	Norfolk St.	64 53								
297	H	Florida A&M	80 51	207	H	Hampton	52 55								

Non-Div I Games: Pfeiffer 74 55 North Greenville 64 37

N.C. A&T

Loss, Non-Conf, S Site, H Home A Away N Neutral

N.C. Central

Through Games Of March 6, 2016

Average RPI Win:	282	WON-LOST	WINNING	LAST 10	STRENGTH OF	OPP. STRENGTH	TEAM	ADJ.	CONF.	ADJ CONF.
Average RPI Loss:	254	RECORD	PCT. RANK	GAMES	SCHEDULE	OF SCHEDULE	RPI	RPI	RPI	RPI
DIV. I ONLY	4- 22	324	1- 8	341	348	348	348	32	32	
DIV. I NON-CONF.	1- 9	325	0- 0	321	327	348	348	30	30	
TOTALS	RPI 1-25	RPI 26-50	W-L RECORDS	RPI 51-100	RPI 101-150	RPI 150+				
4- 22	0- 0	0- 0	OVERALL	0- 2	0- 0	4- 20				
4- 6	0- 0	0- 0	HOME	0- 0	0- 0	4- 6				
0- 16	0- 0	0- 0	AWAY	0- 2	0- 0	0- 14				
0- 0	0- 0	0- 0	NEUTRAL	0- 0	0- 0	0- 0				
1- 9	0- 0	0- 0	NON-CONFERENCE	0- 2	0- 0	1- 7				
1- 1	0- 0	0- 0	HOME	0- 0	0- 0	1- 1				
0- 8	0- 0	0- 0	AWAY	0- 2	0- 0	0- 6				
0- 0	0- 0	0- 0	NEUTRAL	0- 0	0- 0	0- 0				
3- 13	0- 0	0- 0	CONFERENCE	0- 0	0- 0	3- 13				
3- 5	0- 0	0- 0	HOME	0- 0	0- 0	3- 5				
0- 8	0- 0	0- 0	AWAY	0- 0	0- 0	0- 8				
0- 0	0- 0	0- 0	NEUTRAL	0- 0	0- 0	0- 0				

RPI S	Opponent	Score	RPI S	Opponent	Score	RPI S	Opponent	Score	RPI S	Opponent	Score	Team's RPI: 348
77	A Charlotte	52 67				207	H Hampton	42 76				
95	A Nebraska	47 88				208	A Presbyterian	50 60				
						210	A USC Upstate	46 68				
						215	H Furman	66 61				
						218	A N.C. A&T	48 60				
						218	H N.C. A&T	54 76				
						245	A Bethune-Cookman	50 62				
						245	H Bethune-Cookman	46 63				
						250	A Coppin St.	46 63				
						256	A Morgan St.	55 66				
						268	H Campbell	48 57				
						274	H UMES	49 46				
						293	A Savannah St.	39 57				
						293	H Savannah St.	65 61				
						297	A Florida A&M	45 55				
						297	H Florida A&M	54 69				
						305	A Wofford	37 60				
						308	A Longwood	49 60				
						309	A UNCG	56 103				
						312	A South Carolina St.	51 58				
						322	A Delaware St.	56 66				
						326	A Winthrop	39 62				
						332	H Howard	61 68				
						347	H Norfolk St.	63 62				
LAST 12 Division I GAMES:												
218	A N.C. A&T	48 60	245	H Bethune-Cookman	46 63							
293	H Savannah St.	65 61	218	H N.C. A&T	54 76							
245	A Bethune-Cookman	50 62	297	A Florida A&M	45 55							
256	A Morgan St.	55 66	322	A Delaware St.	56 66							
250	A Coppin St.	46 63	207	H Hampton	42 76							
297	H Florida A&M	54 69	347	H Norfolk St.	63 62							

Non-Div I Games: Johnson & Wales (NC68 58

N.C. Central

Loss, Non-Conf, S Site, H Home A Away N Neutral

Average RPI Win:	329	WON-LOST	WINNING	LAST 10	STRENGTH OF	OPP. STRENGTH	TEAM	ADJ.	CONF.	ADJ CONF.
Average RPI Loss:	205	RECORD	PCT. RANK	GAMES	SCHEDULE	OF SCHEDULE	RPI	RPI	RPI	RPI
DIV. I ONLY	2- 26	345	1- 9	250	316	342	342	29	29	
DIV. I NON-CONF.	1- 12	337	0- 0	271	323	338	338	28	28	
TOTALS	RPI 1-25	RPI 26-50	W-L RECORDS	RPI 51-100	RPI 101-150	RPI 150+				
2- 26	0- 0	0- 0	OVERALL	0- 5	0- 2	2- 19				
1- 12	0- 0	0- 0	HOME	0- 2	0- 0	1- 10				
1- 14	0- 0	0- 0	AWAY	0- 3	0- 2	1- 9				
0- 0	0- 0	0- 0	NEUTRAL	0- 0	0- 0	0- 0				
1- 12	0- 0	0- 0	NON-CONFERENCE	0- 2	0- 2	1- 8				
0- 6	0- 0	0- 0	HOME	0- 1	0- 0	0- 5				
1- 6	0- 0	0- 0	AWAY	0- 1	0- 2	1- 3				
0- 0	0- 0	0- 0	NEUTRAL	0- 0	0- 0	0- 0				
1- 14	0- 0	0- 0	CONFERENCE	0- 3	0- 0	1- 11				
1- 6	0- 0	0- 0	HOME	0- 1	0- 0	1- 5				
0- 8	0- 0	0- 0	AWAY	0- 2	0- 0	0- 6				
0- 0	0- 0	0- 0	NEUTRAL	0- 0	0- 0	0- 0				

RPI 1-25				RPI 26-50				RPI 51-100				RPI 101+				Team's RPI: 342	
RPI	S	Opponent	Score	RPI	S	Opponent	Score	RPI	S	Opponent	Score	RPI	S	Opponent	Score		
								66	H	Army West Point	35	71	108	A	Virginia	54	81
								68	A	FGCU	37	70	134	A	Marshall	50	63
								68	A	FGCU	31	60	152	A	Jacksonville	37	68
								68	H	FGCU	32	53	152	H	Jacksonville	36	65
								80	A	Minnesota	50	83	194	A	Stetson	55	60
													194	H	Stetson	56	74
													205	H	Brown	49	74
													210	A	USC Upstate	47	67
													210	H	USC Upstate	41	58
													214	H	Dartmouth	39	46
													219	A	Binghamton	50	54
													220	H	Lehigh	47	75
													249	A	Columbia	52	72
													277	H	Vermont	46	54
													288	A	Kennesaw St.	48	64
													288	H	Kennesaw St.	77	82
													324	H	North Dakota St.	59	64
													325	A	LIU Brooklyn	53	44
													327	A	North Florida	49	72
													327	H	North Florida	51	68
													333	A	Lipscomb	49	63
													333	H	Lipscomb	61	51
													345	A	Wagner	53	76
LAST 12 Division I GAMES:																	
				68	A	FGCU	31	60	333	A	Lipscomb	49	63				
				210	A	USC Upstate	47	67	288	H	Kennesaw St.	77	82				
				327	A	North Florida	49	72	333	H	Lipscomb	61	51				
				152	A	Jacksonville	37	68	288	A	Kennesaw St.	48	64				
				194	H	Stetson	56	74	152	H	Jacksonville	36	65				
				68	H	FGCU	32	53	327	H	North Florida	51	68				

Non-Div I Games: St. Joseph (VT) 71 50 St. Joseph's (Brklr) 78 41

NJIT

Loss, Non-Conf, S Site, H Home A Away N Neutral

Average RPI Win:	271	WON-LOST	WINNING	LAST 10	STRENGTH OF	OPP. STRENGTH	TEAM	ADJ.	CONF.	ADJ CONF.
Average RPI Loss:	166	RECORD	PCT. RANK	GAMES	SCHEDULE	OF SCHEDULE	RPI	RPI	RPI	RPI
DIV. I ONLY	14- 14	164	6- 4	256	304	228	228	27	27	
DIV. I NON-CONF.	5- 5	160	0- 0	211	277	209	209	27	27	
TOTALS	RPI 1-25	RPI 26-50	W-L RECORDS	RPI 51-100	RPI 101-150	RPI 150+				
14- 14	0- 0	0- 2	OVERALL	1- 5	0- 0	13- 7				
10- 5	0- 0	0- 1	HOME	1- 2	0- 0	9- 2				
4- 8	0- 0	0- 1	AWAY	0- 2	0- 0	4- 5				
0- 1	0- 0	0- 0	NEUTRAL	0- 1	0- 0	0- 0				
5- 5	0- 0	0- 2	NON-CONFERENCE	1- 1	0- 0	4- 2				
4- 2	0- 0	0- 1	HOME	1- 0	0- 0	3- 1				
1- 3	0- 0	0- 1	AWAY	0- 1	0- 0	1- 1				
0- 0	0- 0	0- 0	NEUTRAL	0- 0	0- 0	0- 0				
9- 9	0- 0	0- 0	CONFERENCE	0- 4	0- 0	9- 5				
6- 3	0- 0	0- 0	HOME	0- 2	0- 0	6- 1				
3- 5	0- 0	0- 0	AWAY	0- 1	0- 0	3- 4				
0- 1	0- 0	0- 0	NEUTRAL	0- 1	0- 0	0- 0				

RPI S	Opponent	Score	RPI S	Opponent	Score	RPI S	Opponent	Score	RPI S	Opponent	Score	Team's RPI: 228
36	A Penn	43 57	44	H Colorado St.	73 82	65	A Hofstra	63 65	216	A Kansas	54 61	
						66	H Army West Point	34 49	218	H N.C. A&T	52 48	
						66	N Army West Point	38 75	220	A Lehigh	62 54	
						88	H Elon	73 70	220	H Lehigh	48 51	
						89	A Bucknell	52 64	229	H Siena	59 58	
						89	H Bucknell	41 51	230	A Loyola Maryland	38 51	
									230	H Loyola Maryland	45 38	
									254	A Holy Cross	49 57	
									254	H Holy Cross	50 49	
									276	A American	56 61	
									276	H American	65 52	
									299	A Colgate	62 58	
									299	H Colgate	51 41	
									325	H LIU Brooklyn	66 68	
									328	A Lafayette	65 58	
									328	H Lafayette	64 48	
									338	A Saint Peter's	50 39	
									341	H Air Force	64 46	
									344	A Boston U.	49 51	
									344	H Boston U.	67 56	
LAST 12 Division I GAMES:												
276	A American	56 61	230	H Loyola Maryland	45 38							
89	A Bucknell	52 64	299	A Colgate	62 58							
276	H American	65 52	344	A Boston U.	49 51							
66	H Army West Point	34 49	254	H Holy Cross	50 49							
220	A Lehigh	62 54	66	N Army West Point	38 75							
328	H Lafayette	64 48	220	H Lehigh	48 51							

Non-Div I Games: Johns Hopkins 77 45

Navy

Nebraska

Through Games Of March 6, 2016

Average RPI Win:	164	WON-LOST	WINNING	LAST 10	STRENGTH OF	OPP. STRENGTH	TEAM	ADJ.	CONF.	ADJ CONF.
Average RPI Loss:	50	RECORD	PCT. RANK	GAMES	SCHEDULE	OF SCHEDULE	RPI	RPI	RPI	RPI
DIV. I ONLY	18- 12	113	3- 7	98	32	95	95	5	5	
DIV. I NON-CONF.	9- 2	37	0- 0	256	147	99	99	4	4	
TOTALS	RPI 1-25	RPI 26-50	W-L RECORDS	RPI 51-100	RPI 101-150	RPI 150+				
18- 12	1- 3	2- 2	OVERALL	3- 6	4- 1	8- 0				
15- 3	1- 0	2- 1	HOME	1- 2	3- 0	8- 0				
3- 8	0- 3	0- 1	AWAY	2- 3	1- 1	0- 0				
0- 1	0- 0	0- 0	NEUTRAL	0- 1	0- 0	0- 0				
9- 2	0- 1	2- 0	NON-CONFERENCE	0- 1	1- 0	6- 0				
9- 0	0- 0	2- 0	HOME	0- 0	1- 0	6- 0				
0- 2	0- 1	0- 0	AWAY	0- 1	0- 0	0- 0				
0- 0	0- 0	0- 0	NEUTRAL	0- 0	0- 0	0- 0				
9- 10	1- 2	0- 2	CONFERENCE	3- 5	3- 1	2- 0				
6- 3	1- 0	0- 1	HOME	1- 2	2- 0	2- 0				
3- 6	0- 2	0- 1	AWAY	2- 2	1- 1	0- 0				
0- 1	0- 0	0- 0	NEUTRAL	0- 1	0- 0	0- 0				

RPI 1-25				RPI 26-50				RPI 51-100				Team's RPI: 95	RPI 101+			
RPI	S	Opponent	Score	RPI	S	Opponent	Score	RPI	S	Opponent	Score		RPI	S	Opponent	Score
4	A	UConn	46 88	40	H	Arkansas St.	79 71	52	A	Rutgers	56 66		101	A	Northwestern	62 85
7	A	Ohio St.	70 96	45	A	Indiana	47 59	52	H	Rutgers	65 54		101	H	Northwestern	76 67
8	A	Maryland	50 89	45	H	Indiana	68 79	52	N	Rutgers	63 66		121	H	Creighton	65 63
17	H	Michigan St.	73 66	49	H	North Carolina St.	88 67	58	H	Iowa	68 74		130	A	Penn St.	83 78
								64	A	Purdue	62 61		130	H	Penn St.	87 69
								64	H	Purdue	50 68		155	H	Southern U.	89 38
								75	A	Michigan	93 81		180	H	Illinois	73 57
								80	A	Minnesota	73 110		195	H	Wisconsin	75 62
								86	A	California	80 87		310	H	Northern Ariz.	90 67
													327	H	North Florida	91 46
													330	H	Evansville	85 40
													334	H	Ark.-Pine Bluff	96 46
													348	H	N.C. Central	88 47
LAST 12 Division I GAMES:																
				52	N	Rutgers	63 66	80	A	Minnesota	73 110					
				101	H	Northwestern	76 67	45	A	Indiana	47 59					
				45	H	Indiana	68 79	130	H	Penn St.	87 69					
				64	H	Purdue	50 68	52	A	Rutgers	56 66					
				7	A	Ohio St.	70 96	195	H	Wisconsin	75 62					
				17	H	Michigan St.	73 66	75	A	Michigan	93 81					

Non-Div I Games:

Nebraska

■ Loss,
■ Non-Conf,
■ S Site,
■ H Home
■ A Away
N Neutral

Nevada

Through Games Of March 6, 2016

Average RPI Win: 261	WON-LOST	WINNING	LAST 10	STRENGTH OF	OPP. STRENGTH	TEAM	ADJ.	CONF.	ADJ CONF.
Average RPI Loss: 170	RECORD	PCT. RANK	GAMES	SCHEDULE	OF SCHEDULE	RPI	RPI	RPI	RPI
DIV. I ONLY	4- 24	327	1- 9	184	237	321	321	20	20
DIV. I NON-CONF.	0- 10	338	0- 0	208	246	337	337	20	20
TOTALS	RPI 1-25	RPI 26-50	W-L RECORDS	RPI 51-100	RPI 101-150	RPI 150+			
4- 24	0- 0	0- 2	OVERALL	0- 4	0- 4	4- 14			
3- 11	0- 0	0- 1	HOME	0- 3	0- 2	3- 5			
1- 11	0- 0	0- 1	AWAY	0- 0	0- 2	1- 8			
0- 2	0- 0	0- 0	NEUTRAL	0- 1	0- 0	0- 1			
0- 10	0- 0	0- 0	NON-CONFERENCE	0- 4	0- 0	0- 6			
0- 5	0- 0	0- 0	HOME	0- 3	0- 0	0- 2			
0- 3	0- 0	0- 0	AWAY	0- 0	0- 0	0- 3			
0- 2	0- 0	0- 0	NEUTRAL	0- 1	0- 0	0- 1			
4- 14	0- 0	0- 2	CONFERENCE	0- 0	0- 4	4- 8			
3- 6	0- 0	0- 1	HOME	0- 0	0- 2	3- 3			
1- 8	0- 0	0- 1	AWAY	0- 0	0- 2	1- 5			
0- 0	0- 0	0- 0	NEUTRAL	0- 0	0- 0	0- 0			

RPI 1-25			RPI 26-50			RPI 51-100			RPI 101+			Team's RPI: 321			
RPI	S	Opponent	Score	RPI	S	Opponent	Score	RPI	S	Opponent	Score	RPI	S	Opponent	Score
				44	A	Colorado St.	56 74	67	H	Middle Tenn.	46 90	117	A	Fresno St.	56 65
				44	H	Colorado St.	37 64	82	H	San Diego	47 84	117	H	Fresno St.	59 67
								90	H	San Francisco	62 70	149	A	Boise St.	58 66
								93	N	Washington St.	57 70	149	H	Boise St.	61 64
												151	H	Montana St.	53 66
												172	A	Pacific	52 74
												176	A	New Mexico	42 66
												176	H	New Mexico	47 51
												192	H	San Jose St.	63 76
												202	A	UNLV	59 65
												202	H	UNLV	71 65
												211	H	Utah Valley	65 73
												224	A	Utah St.	55 70
												224	H	Utah St.	66 79
												238	N	Loyola Marymount	58 69
												244	A	Wyoming	53 68
												244	H	Wyoming	68 65
												252	A	Ill.-Chicago	55 70
												255	A	San Diego St.	70 64
												336	A	UC Irvine	64 68
												341	A	Air Force	53 59
												341	H	Air Force	68 57
LAST 12 Division I GAMES:															
				176	A	New Mexico	42 66					117	A	Fresno St.	56 65
				149	H	Boise St.	61 64					341	A	Air Force	53 59
				44	A	Colorado St.	56 74					44	H	Colorado St.	37 64
				224	A	Utah St.	55 70					224	H	Utah St.	66 79
				202	H	UNLV	71 65					255	A	San Diego St.	70 64
				192	H	San Jose St.	63 76					202	A	UNLV	59 65

Non-Div I Games: San Fran. St. 57 51

Nevada

■ Loss,
 ■ Non-Conf, S Site,
 ■ Home
 ■ Away
 N Neutral

New Hampshire

Through Games Of March 6, 2016

Average RPI Win:	245	WON-LOST	WINNING	LAST 10	STRENGTH OF	OPP. STRENGTH	TEAM	ADJ.	CONF.	ADJ CONF.
Average RPI Loss:	149	RECORD	PCT. RANK	GAMES	SCHEDULE	OF SCHEDULE	RPI	RPI	RPI	RPI
DIV. I ONLY	11- 18	243	5- 5	176	230	232	232	16	16	
DIV. I NON-CONF.	5- 7	198	0- 0	226	262	212	212	19	19	
TOTALS	RPI 1-25	RPI 26-50	W-L RECORDS	RPI 51-100	RPI 101-150	RPI 150+				
11- 18	0- 0	0- 3	OVERALL	0- 3	0- 1	11- 11				
6- 7	0- 0	0- 2	HOME	0- 1	0- 0	6- 4				
5- 10	0- 0	0- 0	AWAY	0- 0	0- 0	5- 2				
0- 1	0- 0	0- 0	NEUTRAL	0- 1	0- 0	0- 0				
5- 7	0- 0	0- 1	NON-CONFERENCE	0- 0	0- 1	5- 5				
2- 3	0- 0	0- 1	HOME	0- 0	0- 0	2- 2				
3- 4	0- 0	0- 0	AWAY	0- 0	0- 1	3- 3				
0- 0	0- 0	0- 0	NEUTRAL	0- 0	0- 0	0- 0				
6- 11	0- 0	0- 2	CONFERENCE	0- 3	0- 0	6- 6				
4- 4	0- 0	0- 1	HOME	0- 1	0- 0	4- 2				
2- 6	0- 0	0- 1	AWAY	0- 1	0- 0	2- 4				
0- 1	0- 0	0- 0	NEUTRAL	0- 1	0- 0	0- 0				

RPI S	Opponent	Score	RPI S	Opponent	Score	RPI S	Opponent	Score	RPI S	Opponent	Score	Team's RPI: 232
36	H Penn	60 67	63	A Maine	55 59	116	A Boston College	51 71				
49	A Albany (NY)	48 85	63	H Maine	52 62	153	A North Carolina	60 65				
49	H Albany (NY)	52 78	63	N Maine	47 58	156	A Yale	46 63				
						157	A Stony Brook	54 63				
						157	H Stony Brook	49 46				
						158	H Northeastern	54 66				
						185	A UMBC	67 59				
						185	H UMBC	55 65				
						197	A Sacred Heart	81 69				
						214	A Dartmouth	61 57				
						217	A Hartford	44 48				
						217	H Hartford	53 42				
						219	A Binghamton	50 51				
						219	H Binghamton	64 49				
						222	A Bryant	42 55				
						229	H Siena	53 57				
						247	H Manhattan	72 57				
						275	A Central Conn. St.	64 50				
						277	A Vermont	63 83				
						277	H Vermont	59 63				
						320	A UMass Lowell	63 55				
						320	H UMass Lowell	65 61				
						344	H Boston U.	69 52				
LAST 12 Division I GAMES:												
63	N Maine	47 58	49	A Albany (NY)	48 85							
185	A UMBC	67 59	63	A Maine	55 59							
277	H Vermont	59 63	219	H Binghamton	64 49							
217	H Hartford	53 42	185	H UMBC	55 65							
320	A UMass Lowell	63 55	277	A Vermont	63 83							
157	H Stony Brook	49 46	217	A Hartford	44 48							

Non-Div I Games: Colby-Sawyer 72 41

New Hampshire

■ Loss,
 ■ Non-Conf,
 ■ S Site,
 ■ Home
 ■ A Away
 N Neutral

Average RPI Win:	246	WON-LOST	WINNING	LAST 10	STRENGTH OF	OPP. STRENGTH	TEAM	ADJ.	CONF.	ADJ CONF.
Average RPI Loss:	139	RECORD	PCT. RANK	GAMES	SCHEDULE	OF SCHEDULE	RPI	RPI	RPI	RPI
DIV. I ONLY	16- 13	147	5- 5	209	221	176	176	20	20	
DIV. I NON-CONF.	7- 4	110	0- 1	76	252	109	109	20	20	
TOTALS	RPI 1-25	RPI 26-50	W-L RECORDS	RPI 51-100	RPI 101-150	RPI 150+				
16- 13	0- 1	0- 2	OVERALL	1- 0	1- 5	14- 5				
10- 6	0- 1	0- 1	HOME	0- 0	0- 3	10- 1				
6- 7	0- 0	0- 1	AWAY	1- 0	1- 2	4- 4				
0- 0	0- 0	0- 0	NEUTRAL	0- 0	0- 0	0- 0				
7- 4	0- 1	0- 1	NON-CONFERENCE	1- 0	0- 2	6- 0				
5- 2	0- 1	0- 0	HOME	0- 0	0- 1	5- 0				
2- 2	0- 0	0- 1	AWAY	1- 0	0- 1	1- 0				
0- 0	0- 0	0- 0	NEUTRAL	0- 0	0- 0	0- 0				
9- 9	0- 0	0- 1	CONFERENCE	0- 0	1- 3	8- 5				
5- 4	0- 0	0- 1	HOME	0- 0	0- 2	5- 1				
4- 5	0- 0	0- 0	AWAY	0- 0	1- 1	3- 4				
0- 0	0- 0	0- 0	NEUTRAL	0- 0	0- 0	0- 0				

RPI S	Opponent	Score	RPI S	Opponent	Score	RPI S	Opponent	Score	RPI S	Opponent	Score	Team's RPI: 176
18	H Duquesne	69 78	31	A UTEP	62 70	80	A Minnesota	72 53	107	A New Mexico St.	59 78	
			44	H Colorado St.	48 49				107	H New Mexico St.	47 52	
									117	A Fresno St.	43 51	
									117	H Fresno St.	65 69	
									149	A Boise St.	70 60	
									149	H Boise St.	60 81	
									167	H Sacramento St.	84 71	
									192	A San Jose St.	58 59	
									192	H San Jose St.	71 57	
									193	A SMU	63 58	
									202	A UNLV	48 57	
									202	H UNLV	67 53	
									224	A Utah St.	56 72	
									224	H Utah St.	73 70	
									244	A Wyoming	48 66	
									248	H Houston Baptist	65 57	
									255	A San Diego St.	64 45	
									255	H San Diego St.	46 51	
									266	H Pepperdine	60 52	
									304	H Nicholls St.	83 43	
									321	A Nevada	51 47	
									321	H Nevada	66 42	
									335	H Southern Utah	70 48	
									341	A Air Force	63 33	
									341	H Air Force	58 36	
LAST 12 Division I GAMES:												
18	H Duquesne	69 78	149	A Boise St.	70 60							
321	H Nevada	66 42	192	A San Jose St.	58 59							
255	A San Diego St.	64 45	224	H Utah St.	73 70							
117	A Fresno St.	43 51	255	H San Diego St.	46 51							
44	H Colorado St.	48 49	202	A UNLV	48 57							
341	H Air Force	58 36	149	H Boise St.	60 81							

Non-Div I Games:

New Mexico

■ Loss,
■ Non-Conf, S Site,
■ Home
■ Away
N Neutral

Average RPI Win:	247	WON-LOST	WINNING	LAST 10	STRENGTH OF	OPP. STRENGTH	TEAM	ADJ.	CONF.	ADJ CONF.
Average RPI Loss:	105	RECORD	PCT. RANK	GAMES	SCHEDULE	OF SCHEDULE	RPI	RPI	RPI	RPI
DIV. I ONLY	22- 4	18	9- 1	320	232	107	107	28	28	
DIV. I NON-CONF.	9- 3	69	0- 0	263	135	122	122	25	25	
TOTALS	RPI 1-25	RPI 26-50	W-L RECORDS	RPI 51-100	RPI 101-150	RPI 150+				
22- 4	0- 0	0- 1	OVERALL	0- 1	1- 1	21- 1				
11- 2	0- 0	0- 1	HOME	0- 0	1- 0	10- 1				
10- 1	0- 0	0- 0	AWAY	0- 0	0- 1	10- 0				
1- 1	0- 0	0- 0	NEUTRAL	0- 1	0- 0	1- 0				
9- 3	0- 0	0- 1	NON-CONFERENCE	0- 1	1- 1	8- 0				
5- 1	0- 0	0- 1	HOME	0- 0	1- 0	4- 0				
3- 1	0- 0	0- 0	AWAY	0- 0	0- 1	3- 0				
1- 1	0- 0	0- 0	NEUTRAL	0- 1	0- 0	1- 0				
13- 1	0- 0	0- 0	CONFERENCE	0- 0	0- 0	13- 1				
6- 1	0- 0	0- 0	HOME	0- 0	0- 0	6- 1				
7- 0	0- 0	0- 0	AWAY	0- 0	0- 0	7- 0				
0- 0	0- 0	0- 0	NEUTRAL	0- 0	0- 0	0- 0				

RPI S	Opponent	Score	RPI S	Opponent	Score	RPI S	Opponent	Score	RPI S	Opponent	Score	Team's RPI: 107
31	H UTEP	65 71	74	N Vanderbilt	45 71	114	H Northwestern St.	65 54				
						123	A Arizona	64 68				
						167	H Sacramento St.	80 77				
						176	A New Mexico	52 47				
						176	H New Mexico	78 59				
						191	A UTRGV	68 57				
						191	H UTRGV	55 66				
						192	A San Jose St.	75 66				
						211	A Utah Valley	59 53				
						211	H Utah Valley	73 68				
						212	A CSU Bakersfield	67 59				
						212	H CSU Bakersfield	86 63				
						227	A Grand Canyon	64 44				
						227	H Grand Canyon	60 58				
						271	A Seattle	66 56				
						271	H Seattle	69 54				
						302	A UMKC	68 62				
						302	H UMKC	78 74				
						310	H Northern Ariz.	87 53				
						313	N A&M-Corpus Christi	70 51				
						324	A North Dakota St.	79 69				
						335	H Southern Utah	74 60				
						343	A Chicago St.	70 60				
						343	H Chicago St.	76 63				
LAST 12 Division I GAMES:												
191	H UTRGV	55 66	227	A Grand Canyon	64 44							
302	H UMKC	78 74	191	A UTRGV	68 57							
271	A Seattle	66 56	212	H CSU Bakersfield	86 63							
212	A CSU Bakersfield	67 59	271	H Seattle	69 54							
343	H Chicago St.	76 63	343	A Chicago St.	70 60							
211	A Utah Valley	59 53	302	A UMKC	68 62							

Non-Div I Games: Eastern N.M. 76 61 Western N.M. 68 39

New Mexico St.

Loss, Non-Conf, S Site, H Home A Away N Neutral

Average RPI Win:	296	WON-LOST	WINNING	LAST 10	STRENGTH OF	OPP. STRENGTH	TEAM	ADJ.	CONF.	ADJ CONF.
Average RPI Loss:	200	RECORD	PCT. RANK	GAMES	SCHEDULE	OF SCHEDULE	RPI	RPI	RPI	RPI
DIV. I ONLY	6- 19	301	2- 8	315	291	331	331	25	25	
DIV. I NON-CONF.	1- 6	311	0- 0	331	291	349	349	26	26	
TOTALS	RPI 1-25	RPI 26-50	W-L RECORDS	RPI 51-100	RPI 101-150	RPI 150+				
6- 19	0- 0	0- 0	OVERALL	0- 3	0- 6	6- 10				
5- 6	0- 0	0- 0	HOME	0- 1	0- 2	5- 3				
1- 12	0- 0	0- 0	AWAY	0- 0	0- 1	1- 1				
0- 1	0- 0	0- 0	NEUTRAL	0- 0	0- 0	0- 1				
1- 6	0- 0	0- 0	NON-CONFERENCE	0- 0	0- 2	1- 4				
1- 1	0- 0	0- 0	HOME	0- 0	0- 0	1- 1				
0- 4	0- 0	0- 0	AWAY	0- 0	0- 2	0- 2				
0- 1	0- 0	0- 0	NEUTRAL	0- 0	0- 0	0- 1				
5- 13	0- 0	0- 0	CONFERENCE	0- 3	0- 4	5- 6				
4- 5	0- 0	0- 0	HOME	0- 1	0- 2	4- 2				
1- 8	0- 0	0- 0	AWAY	0- 2	0- 2	1- 4				
0- 0	0- 0	0- 0	NEUTRAL	0- 0	0- 0	0- 0				

RPI S	Opponent	Score	RPI S	Opponent	Score	RPI S	Opponent	Score	RPI S	Opponent	Score	Team's RPI: 331
						76	A Abilene Christian	70 80	106	A TCU	36 85	
						99	A Central Ark.	55 67	114	A Northwestern St.	53 70	
						99	H Central Ark.	44 59	114	H Northwestern St.	46 58	
									140	A Arkansas	41 73	
									144	A McNeese St.	63 92	
									144	H McNeese St.	74 77	
									177	A Ole Miss	59 97	
									198	H SFA	58 57	
									236	A Sam Houston St.	52 64	
									248	H Houston Baptist	51 71	
									287	A Lamar	52 79	
									288	A Kennesaw St.	53 60	
									297	N Florida A&M	60 71	
									304	A Nicholls St.	55 70	
									304	H Nicholls St.	62 55	
									307	H Jackson St.	85 68	
									309	H UNCG	79 81	
									313	A A&M-Corpus Christi	59 73	
									313	H A&M-Corpus Christi	64 75	
									318	A Southeastern La.	62 51	
									318	H Southeastern La.	57 55	
									329	H Incarnate Word	55 49	
LAST 12 Division I GAMES:												
			114	H Northwestern St.	46 58	313	H A&M-Corpus Christi	64 75				
			318	H Southeastern La.	57 55	99	A Central Ark.	55 67				
			76	A Abilene Christian	70 80	144	A McNeese St.	63 92				
			304	A Nicholls St.	55 70	144	H McNeese St.	74 77				
			114	A Northwestern St.	53 70	304	H Nicholls St.	62 55				
			318	A Southeastern La.	62 51	313	A A&M-Corpus Christi	59 73				

Non-Div I Games: LSU-Alexandria 93 75 Trinity Baptist 109 46

New Orleans

■ Loss,
■ Non-Conf, S Site,
■ Home
■ Away
N Neutral

Niagara

Through Games Of March 6, 2016

Average RPI Win:	274	WON-LOST	WINNING	LAST 10	STRENGTH OF	OPP. STRENGTH	TEAM	ADJ.	CONF.	ADJ CONF.
Average RPI Loss:	170	RECORD	PCT. RANK	GAMES	SCHEDULE	OF SCHEDULE	RPI	RPI	RPI	RPI
DIV. I ONLY	8- 23	295	2- 8	241	233	289	289	23	23	
DIV. I NON-CONF.	2- 7	280	0- 0	231	155	278	278	22	22	
TOTALS	RPI 1-25	RPI 26-50	W-L RECORDS	RPI 51-100	RPI 101-150	RPI 150+				
8- 23	0- 0	0- 1	OVERALL	0- 3	0- 6	8- 13				
3- 11	0- 0	0- 0	HOME	0- 1	0- 3	3- 7				
4- 11	0- 0	0- 1	AWAY	0- 1	0- 3	4- 6				
1- 1	0- 0	0- 0	NEUTRAL	0- 1	0- 0	1- 0				
2- 7	0- 0	0- 1	NON-CONFERENCE	0- 0	0- 4	2- 2				
1- 3	0- 0	0- 0	HOME	0- 0	0- 2	1- 1				
1- 4	0- 0	0- 1	AWAY	0- 0	0- 2	1- 1				
0- 0	0- 0	0- 0	NEUTRAL	0- 0	0- 0	0- 0				
6- 16	0- 0	0- 0	CONFERENCE	0- 3	0- 2	6- 11				
2- 8	0- 0	0- 0	HOME	0- 1	0- 1	2- 6				
3- 7	0- 0	0- 0	AWAY	0- 1	0- 1	3- 5				
1- 1	0- 0	0- 0	NEUTRAL	0- 1	0- 0	1- 0				

RPI S	Opponent	Score	RPI S	Opponent	Score	RPI S	Opponent	Score	RPI S	Opponent	Score	Team's RPI: 289
38	A St. Bonaventure	55 67	81	A Quinnipiac	52 70	111	A Iona	46 73				
			81	H Quinnipiac	54 61	111	H Iona	52 73				
			81	N Quinnipiac	51 74	126	H Youngstown St.	54 71				
						131	H Buffalo	48 57				
						137	A Texas Tech	45 79				
						143	A Detroit	75 80				
						161	A Marist	50 63				
						161	H Marist	68 82				
						199	A Fairfield	43 61				
						199	H Fairfield	56 55				
						204	H Oakland	67 77				
						214	A Dartmouth	47 60				
						223	A Canisius	45 54				
						223	H Canisius	66 68				
						223	N Canisius	65 64				
						229	A Siena	54 45				
						229	H Siena	51 59				
						243	A Monmouth	60 83				
						243	H Monmouth	55 68				
						247	A Manhattan	62 80				
						247	H Manhattan	49 58				
						261	H Cleveland St.	73 72				
						284	A Rider	67 57				
						284	H Rider	72 76				
						317	A Mt. St. Mary's	53 51				
						338	A Saint Peter's	52 48				
LAST 12 Division I GAMES:												
			81	N Quinnipiac	51 74	284	H Rider	72 76				
			223	N Canisius	65 64	161	H Marist	68 82				
			229	A Siena	54 45	81	A Quinnipiac	52 70				
			223	A Canisius	45 54	199	A Fairfield	43 61				
			247	H Manhattan	49 58	111	H Iona	52 73				
			243	H Monmouth	55 68	223	H Canisius	66 68				

Non-Div I Games:

Niagara

■ Loss,
 ■ Non-Conf,
 ■ S Site,
 ■ H Home
 ■ A Away
 N Neutral

RPI	S	Opponent	Score
338	H	Saint Peter's	51 46

Niagara

N
i
a
g
a
r
a

N
i
a
g
a
r
a

Average RPI Win:	269	WON-LOST	WINNING	LAST 10	STRENGTH OF	OPP. STRENGTH	TEAM	ADJ.	CONF.	ADJ CONF.
Average RPI Loss:	200	RECORD	PCT. RANK	GAMES	SCHEDULE	OF SCHEDULE	RPI	RPI	RPI	RPI
DIV. I ONLY	9- 18	266	4- 6	314	312	304	304	25	25	
DIV. I NON-CONF.	1- 8	320	1- 0	308	344	344	344	26	26	
TOTALS	RPI 1-25	RPI 26-50	W-L RECORDS	RPI 51-100	RPI 101-150	RPI 150+				
9- 18	0- 0	0- 0	OVERALL	0- 3	2- 4	7- 11				
5- 8	0- 0	0- 0	HOME	0- 2	2- 0	3- 6				
3- 9	0- 0	0- 0	AWAY	0- 1	0- 3	3- 5				
1- 1	0- 0	0- 0	NEUTRAL	0- 0	0- 1	1- 0				
1- 8	0- 0	0- 0	NON-CONFERENCE	0- 0	0- 2	1- 6				
0- 4	0- 0	0- 0	HOME	0- 0	0- 0	0- 4				
0- 3	0- 0	0- 0	AWAY	0- 0	0- 1	0- 2				
1- 1	0- 0	0- 0	NEUTRAL	0- 0	0- 1	1- 0				
8- 10	0- 0	0- 0	CONFERENCE	0- 3	2- 2	6- 5				
5- 4	0- 0	0- 0	HOME	0- 2	2- 0	3- 2				
3- 6	0- 0	0- 0	AWAY	0- 1	0- 2	3- 3				
0- 0	0- 0	0- 0	NEUTRAL	0- 0	0- 0	3- 0				

RPI S	Opponent	Score	RPI S	Opponent	Score	RPI S	Opponent	Score	RPI S	Opponent	Score	Team's RPI: 304
						76	H Abilene Christian	68 71	112	N Samford	43 45	
						99	A Central Ark.	51 56	114	A Northwestern St.	62 66	
						99	H Central Ark.	65 71	114	H Northwestern St.	70 61	
									142	A Troy	51 104	
									144	A McNeese St.	62 96	
									144	H McNeese St.	85 81	
									176	A New Mexico	43 83	
									183	H Louisiana Tech	55 58	
									186	H Grambling	65 69	
									198	H SFA	67 89	
									236	A Sam Houston St.	67 63	
									248	A Houston Baptist	71 80	
									272	A La.-Monroe	57 69	
									279	H Prairie View	70 81	
									287	H Lamar	69 59	
									296	H Jacksonville St.	49 63	
									313	A A&M-Corpus Christi	64 62	
									318	A Southeastern La.	68 78	
									318	H Southeastern La.	70 52	
									329	A Incarnate Word	66 64	
									329	H Incarnate Word	61 63	
									331	A New Orleans	55 62	
									331	H New Orleans	70 55	
									349	N Mississippi Val.	63 54	
LAST 12 Division I GAMES:												
			349	N Mississippi Val.	63 54		114	A Northwestern St.	62 66			
			318	H Southeastern La.	70 52		318	A Southeastern La.	68 78			
			99	A Central Ark.	51 56		144	H McNeese St.	85 81			
			144	A McNeese St.	62 96		329	H Incarnate Word	61 63			
			331	H New Orleans	70 55		329	A Incarnate Word	66 64			
			198	H SFA	67 89		331	A New Orleans	55 62			

Non-Div I Games: Southern-N.O. 98 65

Nicholls St.

■ Loss,
■ Non-Conf, S Site,
■ Home
■ Away
N Neutral

Average RPI Win:	271	WON-LOST	WINNING	LAST 10	STRENGTH OF	OPP. STRENGTH	TEAM	ADJ.	CONF.	ADJ CONF.
Average RPI Loss:	243	RECORD	PCT. RANK	GAMES	SCHEDULE	OF SCHEDULE	RPI	RPI	RPI	RPI
DIV. I ONLY	3- 23	338	3- 7	339	333	347	347	32	32	
DIV. I NON-CONF.	0- 10	338	0- 0	260	295	346	346	30	30	
TOTALS	RPI 1-25	RPI 26-50	W-L RECORDS	RPI 51-100	RPI 101-150	RPI 150+				
3- 23	0- 1	0- 0	OVERALL	0- 0	0- 2	3- 20				
1- 10	0- 0	0- 0	HOME	0- 0	0- 0	1- 10				
2- 11	0- 1	0- 0	AWAY	0- 0	0- 2	2- 8				
0- 2	0- 0	0- 0	NEUTRAL	0- 0	0- 0	0- 2				
0- 10	0- 1	0- 0	NON-CONFERENCE	0- 0	0- 2	0- 7				
0- 3	0- 0	0- 0	HOME	0- 0	0- 0	0- 3				
0- 5	0- 1	0- 0	AWAY	0- 0	0- 2	0- 2				
0- 2	0- 0	0- 0	NEUTRAL	0- 0	0- 0	0- 2				
3- 13	0- 0	0- 0	CONFERENCE	0- 0	0- 0	3- 13				
1- 7	0- 0	0- 0	HOME	0- 0	0- 0	1- 7				
2- 6	0- 0	0- 0	AWAY	0- 0	0- 0	2- 6				
0- 0	0- 0	0- 0	NEUTRAL	0- 0	0- 0	0- 0				

RPI 1-25			RPI 26-50			RPI 51-100			RPI 101+ Team's RPI: 347		
RPI	S	Opponent	Score	RPI	S	Opponent	Score	RPI	S	Opponent	Score
23	A	Mississippi St.	34 92					108	A	Virginia	50 86
								134	A	Marshall	67 81
								203	A	William & Mary	47 67
								204	H	Oakland	73 83
								207	A	Hampton	62 73
								207	H	Hampton	71 66
								210	H	USC Upstate	62 82
								218	A	N.C. A&T	53 64
								230	A	Loyola Maryland	67 75
								245	H	Bethune-Cookman	45 53
								250	A	Coppin St.	44 69
								250	H	Coppin St.	47 56
								256	A	Morgan St.	58 67
								256	H	Morgan St.	56 59
								270	H	UNCW	57 61
								274	A	UMES	74 63
								282	N	La Salle	59 67
								293	H	Savannah St.	53 68
								297	H	Florida A&M	67 83
								312	H	South Carolina St.	52 60
								322	A	Delaware St.	61 64
								332	A	Howard	110 108
								332	H	Howard	63 64
								337	N	St. Francis Brooklyn	55 59
								348	A	N.C. Central	62 63
LAST 12 Division I GAMES:											
207	H	Hampton	71 66	332	A	Howard	110 108				
332	H	Howard	63 64	207	A	Hampton	62 73				
250	H	Coppin St.	47 56	293	H	Savannah St.	53 68				
322	A	Delaware St.	61 64	312	H	South Carolina St.	52 60				
256	H	Morgan St.	56 59	218	A	N.C. A&T	53 64				
274	A	UMES	74 63	348	A	N.C. Central	62 63				

Non-Div I Games:

Norfolk St.

■ Loss,
 ■ Non-Conf, S Site,
 ■ Home
 ■ Away
 N Neutral

North Carolina

Through Games Of March 6, 2016

Average RPI Win:	174	WON-LOST	WINNING	LAST 10	STRENGTH OF	OPP. STRENGTH	TEAM	ADJ.	CONF.	ADJ CONF.
Average RPI Loss:	79	RECORD	PCT. RANK	GAMES	SCHEDULE	OF SCHEDULE	RPI	RPI	RPI	RPI
DIV. I ONLY	14- 18	213	2- 8	56	74	153	153	4	4	
DIV. I NON-CONF.	10- 5	99	0- 0	102	253	133	133	5	5	
TOTALS	RPI 1-25	RPI 26-50	W-L RECORDS	RPI 51-100	RPI 101-150	RPI 150+				
14- 18	1- 3	0- 6	OVERALL	1- 2	4- 5	8- 2				
11- 9	1- 1	0- 3	HOME	1- 1	2- 2	7- 2				
1- 8	0- 2	0- 3	AWAY	0- 1	1- 2	0- 0				
2- 1	0- 0	0- 0	NEUTRAL	0- 0	1- 1	1- 0				
10- 5	0- 0	0- 1	NON-CONFERENCE	1- 1	2- 1	7- 2				
8- 4	0- 0	0- 0	HOME	1- 1	1- 1	6- 2				
0- 1	0- 0	0- 1	AWAY	0- 0	0- 0	0- 0				
2- 0	0- 0	0- 0	NEUTRAL	0- 0	1- 0	1- 0				
4- 13	1- 3	0- 5	CONFERENCE	0- 1	2- 4	1- 0				
3- 5	1- 1	0- 3	HOME	0- 0	1- 1	1- 0				
1- 7	0- 2	0- 2	AWAY	0- 1	1- 2	0- 0				
0- 1	0- 0	0- 0	NEUTRAL	0- 0	0- 1	0- 0				

RPI	S	Opponent	Score	RPI	S	Opponent	Score	RPI	S	Opponent	Score	RPI	S	Opponent	Score	Team's RPI: 153
1	A	Notre Dame	54 88	28	H	Miami (FL)	61 76	63	H	Maine	59 58	101	H	Northwestern	72 85	
13	H	Syracuse	77 73	30	A	Oklahoma St.	67 77	72	A	Georgia Tech	73 80	108	A	Virginia	68 72	
14	H	Louisville	60 78	47	A	Duke	55 71	85	H	Oregon	77 79	109	N	Gonzaga	67 62	
15	A	Florida St.	63 94	47	H	Duke	57 93					111	H	Iona	64 52	
				49	A	North Carolina St.	49 78					116	A	Boston College	86 78	
				49	H	North Carolina St.	66 80					120	H	Virginia Tech	71 67	
												125	H	Pittsburgh	60 76	
												125	N	Pittsburgh	72 82	
												139	A	Wake Forest	63 75	
												156	H	Yale	70 63	
												171	N	Southern Miss.	69 62	
												172	H	Pacific	63 66	
												206	H	Gardner-Webb	65 66	
												210	H	USC Upstate	80 40	
												232	H	New Hampshire	65 60	
												259	H	Clemson	72 56	
												262	H	Appalachian St.	68 59	
												297	H	Florida A&M	94 58	
												315	H	Fairleigh Dickinson	64 46	
LAST 12 Division I GAMES:																
125	N	Pittsburgh	72 82	120	H	Virginia Tech	71 67									
47	H	Duke	57 93	116	A	Boston College	86 78									
108	A	Virginia	68 72	14	H	Louisville	60 78									
49	H	North Carolina St.	66 80	49	A	North Carolina St.	49 78									
125	H	Pittsburgh	60 76	47	A	Duke	55 71									
15	A	Florida St.	63 94	139	A	Wake Forest	63 75									

Non-Div I Games:

North Carolina

■ Loss,
 ■ Non-Conf,
 ■ S Site,
 ■ H Home
 ■ A Away
 N Neutral

Average RPI Win:	146	WON-LOST	WINNING	LAST 10	STRENGTH OF	OPP. STRENGTH	TEAM	ADJ.	CONF.	ADJ CONF.
Average RPI Loss:	42	RECORD	PCT. RANK	GAMES	SCHEDULE	OF SCHEDULE	RPI	RPI	RPI	RPI
DIV. I ONLY	20- 11	83	5- 5	44	47	49	49	4	4	
DIV. I NON-CONF.	9- 4	95	0- 0	83	96	77	77	5	5	
TOTALS	RPI 1-25	RPI 26-50	W-L RECORDS	RPI 51-100	RPI 101-150	RPI 150+				
20- 11	0- 6	1- 2	OVERALL	3- 2	7- 1	9- 0				
11- 4	0- 3	0- 0	HOME	3- 1	3- 0	5- 0				
6- 5	0- 2	1- 1	AWAY	0- 1	3- 1	2- 0				
3- 2	0- 1	0- 1	NEUTRAL	0- 0	1- 0	2- 0				
9- 4	0- 1	0- 1	NON-CONFERENCE	2- 2	1- 0	6- 0				
6- 1	0- 0	0- 0	HOME	2- 1	0- 0	4- 0				
1- 2	0- 1	0- 0	AWAY	0- 1	1- 0	0- 0				
2- 1	0- 0	0- 1	NEUTRAL	0- 0	0- 0	2- 0				
11- 7	0- 5	1- 1	CONFERENCE	1- 0	6- 1	3- 0				
5- 3	0- 3	0- 0	HOME	1- 0	3- 0	1- 0				
5- 3	0- 1	1- 1	AWAY	0- 0	2- 1	2- 0				
1- 1	0- 1	0- 0	NEUTRAL	0- 0	1- 0	0- 0				

RPI 1-25				RPI 26-50				Team's RPI: 49		RPI 51-100				RPI 101+			
RPI	S	Opponent	Score	RPI	S	Opponent	Score			RPI	S	Opponent	Score	RPI	S	Opponent	Score
1	A	Notre Dame	46 82	28	A	Miami (FL)	44 73			53	H	Villanova	70 64	108	H	Virginia	63 52
13	H	Syracuse	52 55	34	N	Seton Hall	55 58			72	H	Georgia Tech	65 57	116	H	Boston College	74 63
13	N	Syracuse	61 80	47	A	Duke	65 62			77	H	Charlotte	72 65	116	N	Boston College	76 60
14	H	Louisville	90 92							88	H	Elon	66 69	120	A	Virginia Tech	72 61
15	H	Florida St.	52 56							95	A	Nebraska	67 88	125	A	Pittsburgh	78 76
24	A	Florida	72 79											128	A	Liberty	61 53
														139	A	Wake Forest	58 63
														139	H	Wake Forest	64 47
														153	A	North Carolina	80 66
														153	H	North Carolina	78 49
														165	N	UAB	67 56
														175	H	Radford	67 52
														178	N	Eastern Ky.	73 62
														189	H	Davidson	58 42
														253	H	High Point	89 48
														259	A	Clemson	71 57
														301	H	Western Caro.	86 55
LAST 12 Division I GAMES:																	
		13 N Syracuse	61 80			116 H Boston College	74 63										
		116 N Boston College	76 60			139 A Wake Forest	58 63										
		259 A Clemson	71 57			1 A Notre Dame	46 82										
		15 H Florida St.	52 56			153 H North Carolina	78 49										
		153 A North Carolina	80 66			108 H Virginia	63 52										
		13 H Syracuse	52 55			120 A Virginia Tech	72 61										

Non-Div I Games:

North Carolina St.

■ Loss,
 ■ Non-Conf, S Site,
 ■ Home
 ■ Away
 N Neutral

Average RPI Win:	213	WON-LOST	WINNING	LAST 10	STRENGTH OF	OPP. STRENGTH	TEAM	ADJ.	CONF.	ADJ CONF.
Average RPI Loss:	113	RECORD	PCT. RANK	GAMES	SCHEDULE	OF SCHEDULE	RPI	RPI	RPI	RPI
DIV. I ONLY	17- 12	124	9- 1	69	272	94	94	19	19	
DIV. I NON-CONF.	4- 7	222	0- 0	32	208	170	170	23	23	
TOTALS	RPI 1-25	RPI 26-50	W-L RECORDS	RPI 51-100	RPI 101-150	RPI 150+				
17- 12	0- 0	0- 0	OVERALL	1- 6	0- 3	16- 3				
11- 3	0- 0	0- 0	HOME	1- 1	0- 1	10- 1				
6- 8	0- 0	0- 0	AWAY	0- 0	0- 0	6- 0				
0- 1	0- 0	0- 0	NEUTRAL	0- 0	0- 1	0- 0				
4- 7	0- 0	0- 0	NON-CONFERENCE	1- 6	0- 1	3- 0				
4- 1	0- 0	0- 0	HOME	1- 1	0- 0	3- 0				
0- 5	0- 0	0- 0	AWAY	0- 5	0- 0	0- 0				
0- 1	0- 0	0- 0	NEUTRAL	0- 0	0- 1	0- 0				
13- 5	0- 0	0- 0	CONFERENCE	0- 0	0- 2	13- 3				
7- 2	0- 0	0- 0	HOME	0- 0	0- 1	7- 1				
6- 3	0- 0	0- 0	AWAY	0- 0	0- 1	6- 2				
0- 0	0- 0	0- 0	NEUTRAL	0- 0	0- 0	0- 0				

[illegible]

Non-Div I Games:

North Dakota

Loss, Non-Conf, S Site, H Home A Away N Neutral

Average RPI Win:	303	WON-LOST	WINNING	LAST 10	STRENGTH OF	OPP. STRENGTH	TEAM	ADJ.	CONF.	ADJ CONF.
Average RPI Loss:	174	RECORD	PCT. RANK	GAMES	SCHEDULE	OF SCHEDULE	RPI	RPI	RPI	RPI
DIV. I ONLY	5- 22	316	2- 8	246	260	324	324	18	18	
DIV. I NON-CONF.	3- 8	258	0- 0	270	341	302	302	18	18	
TOTALS	RPI 1-25	RPI 26-50	W-L RECORDS	RPI 51-100	RPI 101-150	RPI 150+				
5- 22	0- 0	0- 0	OVERALL	0- 6	0- 5	5- 11				
3- 9	0- 0	0- 0	HOME	0- 3	0- 3	3- 3				
1- 11	0- 0	0- 0	AWAY	0- 3	0- 2	1- 6				
1- 2	0- 0	0- 0	NEUTRAL	0- 0	0- 0	1- 2				
3- 8	0- 0	0- 0	NON-CONFERENCE	0- 2	0- 1	3- 5				
1- 3	0- 0	0- 0	HOME	0- 1	0- 1	1- 1				
1- 3	0- 0	0- 0	AWAY	0- 1	0- 0	1- 2				
1- 2	0- 0	0- 0	NEUTRAL	0- 0	0- 0	1- 2				
2- 14	0- 0	0- 0	CONFERENCE	0- 4	0- 4	2- 6				
2- 6	0- 0	0- 0	HOME	0- 2	0- 2	2- 2				
0- 8	0- 0	0- 0	AWAY	0- 2	0- 2	0- 4				
0- 0	0- 0	0- 0	NEUTRAL	0- 0	0- 0	0- 0				

RPI 1-25				RPI 26-50				RPI 51-100				RPI 101+				Team's RPI: 324	
RPI	S	Opponent	Score	RPI	S	Opponent	Score	RPI	S	Opponent	Score	RPI	S	Opponent	Score		
								60	A	South Dakota St.	47	81	107	H	New Mexico St.	69	79
								60	H	South Dakota St.	63	81	124	A	IUPUI	44	67
								62	A	South Dakota	54	80	124	H	IUPUI	63	64
								62	H	South Dakota	94	96	138	A	Oral Roberts	58	59
								63	H	Maine	51	82	138	H	Oral Roberts	42	52
								94	A	North Dakota	54	71	163	N	Delaware	50	62
													218	N	N.C. A&T	64	72
													227	H	Grand Canyon	67	76
													234	A	Western Ill.	89	100
													234	H	Western Ill.	82	94
													239	A	Omaha	52	77
													239	H	Omaha	74	67
													255	A	San Diego St.	54	64
													279	N	Prairie View	79	58
													300	A	Denver	53	64
													300	H	Denver	45	55
													316	A	IPFW	69	85
													316	H	IPFW	94	85
													319	A	Kent St.	54	75
													339	H	Cal St. Fullerton	79	64
													342	A	NJIT	64	59
LAST 12 Division I GAMES:																	
				316	A	IPFW	69	85		138	A	Oral Roberts	58	59			
				234	A	Western Ill.	89	100		62	A	South Dakota	54	80			
				300	H	Denver	45	55		316	H	IPFW	94	85			
				239	H	Omaha	74	67		234	H	Western Ill.	82	94			
				124	H	IUPUI	63	64		124	A	IUPUI	44	67			
				60	A	South Dakota St.	47	81		62	H	South Dakota	94	96			

Non-Div I Games: Valley City St. 85 77 St. Mary (NE) 88 68

North Dakota St.

Loss, Non-Conf, S Site, H Home A Away N Neutral

North Florida

Through Games Of March 6, 2016

Average RPI Win: 323	WON-LOST	WINNING	LAST 10	STRENGTH OF	OPP. STRENGTH	TEAM	ADJ.	CONF.	ADJ CONF.
Average RPI Loss: 190	RECORD	PCT. RANK	GAMES	SCHEDULE	OF SCHEDULE	RPI	RPI	RPI	RPI
DIV. I ONLY	5- 22	316	1- 9	254	315	327	327	29	29
DIV. I NON-CONF.	2- 10	304	0- 0	244	293	315	315	28	28
TOTALS	RPI 1-25	RPI 26-50	W-L RECORDS	RPI 51-100	RPI 101-150	RPI 150+			
5- 22	0- 1	0- 0	OVERALL	0- 4	0- 1	5- 16			
3- 10	0- 0	0- 0	HOME	0- 2	0- 0	3- 8			
2- 12	0- 1	0- 0	AWAY	0- 2	0- 1	2- 8			
0- 0	0- 0	0- 0	NEUTRAL	0- 0	0- 0	0- 0			
2- 10	0- 1	0- 0	NON-CONFERENCE	0- 2	0- 1	2- 6			
1- 5	0- 0	0- 0	HOME	0- 1	0- 0	1- 4			
1- 5	0- 1	0- 0	AWAY	0- 1	0- 1	1- 2			
0- 0	0- 0	0- 0	NEUTRAL	0- 0	0- 0	0- 0			
3- 12	0- 0	0- 0	CONFERENCE	0- 2	0- 0	3- 10			
2- 5	0- 0	0- 0	HOME	0- 1	0- 0	2- 4			
1- 7	0- 0	0- 0	AWAY	0- 1	0- 0	1- 6			
0- 0	0- 0	0- 0	NEUTRAL	0- 0	0- 0	0- 0			

RPI 1-25				RPI 26-50				RPI 51-100				RPI 101+ Team's RPI: 327			
RPI	S	Opponent	Score	RPI	S	Opponent	Score	RPI	S	Opponent	Score	RPI	S	Opponent	Score
15	A	Florida St.	28 80					64	H	Purdue	47 70	113	A	Mercer	54 68
								68	A	FGCU	50 75	152	A	Jacksonville	51 65
								68	H	FGCU	38 65	152	H	Jacksonville	39 73
								95	A	Nebraska	46 91	160	A	Alabama	47 69
												194	A	Stetson	61 81
												194	H	Stetson	56 67
												210	A	USC Upstate	54 69
												210	A	USC Upstate	50 76
												210	H	USC Upstate	61 75
												245	H	Bethune-Cookman	49 53
												268	H	Campbell	55 66
												270	H	UNCW	47 63
												273	A	Georgia St.	63 76
												288	A	Kennesaw St.	54 76
												288	H	Kennesaw St.	55 70
												294	H	Towson	74 72
												302	A	UMKC	62 55
												312	H	South Carolina St.	48 53
												333	A	Lipscomb	71 78
												333	H	Lipscomb	78 70
												342	A	NJIT	68 51
												342	H	NJIT	72 49
LAST 12 Division I GAMES:															
210	A	USC Upstate	50 76	194	H	Stetson	56 67								
152	A	Jacksonville	51 65	68	A	FGCU	50 75								
342	H	NJIT	72 49	194	A	Stetson	61 81								
210	H	USC Upstate	61 75	68	H	FGCU	38 65								
288	A	Kennesaw St.	54 76	210	A	USC Upstate	54 69								
333	A	Lipscomb	71 78	342	A	NJIT	68 51								

Non-Div I Games: Warner 60 51 Webber Int'l 60 72 Trinity Baptist 97 30

North Florida

Loss, Non-Conf, S Site, H Home A Away N Neutral

North Texas

Through Games Of March 6, 2016

Average RPI Win:	198	WON-LOST	WINNING	LAST 10	STRENGTH OF	OPP. STRENGTH	TEAM	ADJ.	CONF.	ADJ CONF.
Average RPI Loss:	140	RECORD	PCT. RANK	GAMES	SCHEDULE	OF SCHEDULE	RPI	RPI	RPI	RPI
DIV. I ONLY	10- 18	250	2- 8	193	111	240	240	13	13	
DIV. I NON-CONF.	5- 5	160	0- 0	234	141	188	188	11	11	
TOTALS	RPI 1-25	RPI 26-50	W-L RECORDS	RPI 51-100	RPI 101-150	RPI 150+				
10- 18	0- 0	1- 2	OVERALL	0- 4	2- 2	7- 10				
5- 9	0- 0	0- 1	HOME	0- 3	1- 1	4- 4				
5- 9	0- 0	1- 1	AWAY	0- 1	1- 1	3- 6				
0- 0	0- 0	0- 0	NEUTRAL	0- 0	0- 0	0- 0				
5- 5	0- 0	1- 0	NON-CONFERENCE	0- 1	1- 2	3- 2				
2- 3	0- 0	0- 0	HOME	0- 1	1- 1	1- 1				
3- 2	0- 0	1- 0	AWAY	0- 0	0- 1	2- 1				
0- 0	0- 0	0- 0	NEUTRAL	0- 0	0- 0	0- 0				
5- 13	0- 0	0- 2	CONFERENCE	0- 3	1- 0	4- 8				
3- 6	0- 0	0- 1	HOME	0- 2	0- 0	3- 3				
2- 7	0- 0	0- 1	AWAY	0- 1	1- 0	1- 5				
0- 0	0- 0	0- 0	NEUTRAL	0- 0	0- 0	0- 0				

RPI S	Opponent	Score	RPI S	Opponent	Score	RPI S	Opponent	Score	RPI S	Opponent	Score	Team's RPI: 240
29	A Oklahoma	61 57	29	A Oklahoma	61 57	67	H Middle Tenn.	52 76	111	A Iona	51 62	
31	H UTEP	67 75	31	H UTEP	67 75	77	A Charlotte	69 72	123	H Arizona	44 51	
37	A Western Ky.	53 65	37	A Western Ky.	53 65	77	H Charlotte	70 82	124	H IUPUI	68 67	
						90	H San Francisco	61 69	134	A Marshall	71 63	
									154	A Old Dominion	55 62	
									154	H Old Dominion	48 65	
									164	A Fla. Atlantic	61 71	
									165	H UAB	53 51	
									171	A Southern Miss.	38 57	
									171	H Southern Miss.	57 55	
									182	H Weber St.	38 45	
									183	A Louisiana Tech	71 77	
									183	H Louisiana Tech	67 78	
									193	H SMU	60 57	
									233	A Rice	97 100	
									233	H Rice	73 79	
									242	A Texas St.	62 64	
									246	H UTSA	68 58	
									282	A La Salle	69 63	
									311	A FIU	58 40	
									329	A Incarnate Word	62 55	
LAST 12 Division I GAMES:												
77	A Charlotte	69 72	77	H Charlotte	70 82							
154	A Old Dominion	55 62	154	H Old Dominion	48 65							
171	H Southern Miss.	57 55	183	A Louisiana Tech	71 77							
183	H Louisiana Tech	67 78	171	A Southern Miss.	38 57							
164	A Fla. Atlantic	61 71	233	H Rice	73 79							
311	A FIU	58 40	165	H UAB	53 51							

Non-Div I Games:

North Texas

■ Loss,
 ■ Non-Conf,
 ■ S Site,
 ■ H Home
 ■ A Away
 N Neutral

Northwestern				Through Games of March 9, 1910						
Average RPI Win:	212	WON-LOST	WINNING	LAST 10	STRENGTH OF	OPP. STRENGTH	TEAM	ADJ.	CONF.	ADJ CONF.
Average RPI Loss:	108	RECORD	PCT. RANK	GAMES	SCHEDULE	OF SCHEDULE	RPI	RPI	RPI	RPI
DIV. I ONLY	14- 15	175	7- 3	119	144	158	158	12	12	
DIV. I NON-CONF.	5- 6	180	0- 0	115	195	175	175	10	10	

TOTALS	RPI 1-25	RPI 26-50		W-L RECORDS		RPI 51-100	RPI 101-150	RPI 150+		
14- 15	0- 1	0- 3		OVERALL		3- 5	0- 2	11- 4		
6- 9	0- 1	0- 1		HOME		1- 4	0- 1	5- 2		
8- 4	0- 0	0- 1		AWAY		2- 1	0- 0	6- 2		
0- 2	0- 0	0- 1		NEUTRAL		0- 0	0- 1	0- 0		
5- 6	0- 1	0- 1		NON-CONFERENCE		1- 1	0- 2	4- 1		
2- 4	0- 1	0- 0		HOME		1- 1	0- 1	1- 1		
3- 0	0- 0	0- 0		AWAY		0- 0	0- 0	3- 0		
0- 2	0- 0	0- 1		NEUTRAL		0- 0	0- 1	0- 0		
9- 9	0- 0	0- 2		CONFERENCE		2- 4	0- 0	7- 3		
4- 5	0- 0	0- 1		HOME		0- 3	0- 0	4- 1		
5- 4	0- 0	0- 1		AWAY		2- 1	0- 0	3- 2		
0- 0	0- 0	0- 0		NEUTRAL		0- 0	0- 0	0- 0		

RPI 1-25				RPI 26-50				RPI 51-100				RPI 101+				Team's RPI: 158	
RPI	S	Opponent	Score	RPI	S	Opponent	Score	RPI	S	Opponent	Score	RPI	S	Opponent	Score		
17	H	Michigan St.	51 77	35	A	James Madison	62 85	63	H	Maine	56 44	116	H	Boston College	45 71		
				35	H	James Madison	52 61	65	A	Hofstra	50 75	117	N	Fresno St.	55 69		
				43	N	Missouri	56 69	65	H	Hofstra	64 71	163	A	Delaware	52 59		
								79	A	Drexel	73 65	163	H	Delaware	57 54		
								79	H	Drexel	49 53	203	A	William & Mary	62 69		
								81	H	Quinnipiac	60 71	203	H	William & Mary	69 68		
								88	A	Elon	67 61	223	H	Canisius	57 68		
								88	H	Elon	54 56	226	A	Col. of Charleston	52 49		
												226	H	Col. of Charleston	78 66		
												229	A	Siena	70 67		
												232	A	New Hampshire	66 54		
												270	A	UNCW	72 66		
												270	H	UNCW	69 52		
												274	H	UMES	60 49		
												294	A	Towson	81 63		
												294	H	Towson	71 72		
												344	A	Boston U.	77 44		
LAST 12 Division I GAMES:																	
				65	H	Hofstra	64 71	270	A	UNCW	72 66						
				294	A	Towson	81 63	35	H	James Madison	52 61						
				226	H	Col. of Charleston	78 66	226	A	Col. of Charleston	52 49						
				270	H	UNCW	69 52	203	A	William & Mary	62 69						
				163	H	Delaware	57 54	88	H	Elon	54 56						
				88	A	Elon	67 61	79	H	Drexel	49 53						

Non-Div I Games:

Northeastern

■ Loss, ■ Non-Conf, S Site, H Home A Away N Neutral

Average RPI Win:	290	WON-LOST	WINNING	LAST 10	STRENGTH OF	OPP. STRENGTH	TEAM	ADJ.	CONF.	ADJ CONF.
Average RPI Loss:	162	RECORD	PCT. RANK	GAMES	SCHEDULE	OF SCHEDULE	RPI	RPI	RPI	RPI
DIV. I ONLY	4- 23	326	1- 9	139	279	310	310	19	19	
DIV. I NON-CONF.	2- 7	280	0- 0	125	206	238	238	23	23	
TOTALS	RPI 1-25	RPI 26-50	W-L RECORDS	RPI 51-100	RPI 101-150	RPI 150+				
4- 23	0- 0	0- 1	OVERALL	0- 2	0- 6	4- 14				
3- 8	0- 0	0- 0	HOME	0- 0	0- 2	3- 6				
1- 14	0- 0	0- 1	AWAY	0- 2	0- 3	1- 8				
0- 1	0- 0	0- 0	NEUTRAL	0- 0	0- 1	0- 0				
2- 7	0- 0	0- 1	NON-CONFERENCE	0- 1	0- 4	2- 1				
1- 1	0- 0	0- 0	HOME	0- 0	0- 1	1- 0				
1- 5	0- 0	0- 1	AWAY	0- 1	0- 2	1- 1				
0- 1	0- 0	0- 0	NEUTRAL	0- 0	0- 1	0- 0				
2- 16	0- 0	0- 0	CONFERENCE	0- 1	0- 2	2- 13				
2- 7	0- 0	0- 0	HOME	0- 0	0- 1	2- 6				
0- 9	0- 0	0- 0	AWAY	0- 1	0- 1	0- 7				
0- 0	0- 0	0- 0	NEUTRAL	0- 0	0- 0	0- 0				

RPI S	Opponent	Score	RPI S	Opponent	Score	RPI S	Opponent	Score	RPI S	Opponent	Score	Team's RPI: 310
31	A UTEP	66 77	94	A North Dakota	56 63	107	A New Mexico St.	53 87	118	H Hawaii	52 61	
			95	A Nebraska	67 90	127	A Iowa St.	63 79	129	N Long Beach St.	48 69	
						135	A Idaho	59 76	135	H Idaho	51 72	
						151	A Montana St.	77 86	151	H Montana St.	72 83	
						162	A Montana	58 81	162	H Montana	57 61	
						167	H Sacramento St.	79 111	173	A Northern Colo.	55 79	
						181	A Eastern Wash.	65 72	181	H Eastern Wash.	71 81	
						182	A Weber St.	88 95	182	H Weber St.	56 76	
						200	A Colorado	66 90	201	A Idaho St.	61 71	
						201	H Idaho St.	63 62	201	H Idaho St.	63 62	
						287	H Lamar	75 63	323	H Portland St.	80 88	
						323	H Portland St.	80 88	335	A Southern Utah	68 73	
						335	A Southern Utah	68 73	335	H Southern Utah	57 48	
						182	A Weber St.	88 95	336	A UC Irvine	71 55	
						201	A Idaho St.	61 71				
						182	H Weber St.	56 76				
						162	H Montana	57 61				
						173	A Northern Colo.	55 79				

LAST 12 Division I GAMES:

167	H	Sacramento St.	79	111	151	H	Montana St.	72	83
323	H	Portland St.	80	88	135	A	Idaho	59	76
335	A	Southern Utah	68	73	181	A	Eastern Wash.	65	72
182	A	Weber St.	88	95	201	H	Idaho St.	63	62
201	A	Idaho St.	61	71	182	H	Weber St.	56	76
162	H	Montana	57	61	173	A	Northern Colo.	55	79

Non-Div I Games: N.M. Highlands 91 43 Dixie St. 68 66

Northern Ariz.

Loss, Non-Conf, S Site, H Home A Away N Neutral

Northern Colo.

Through Games Of March 6, 2016

Average RPI Win:	227	WON-LOST	WINNING	LAST 10	STRENGTH OF	OPP. STRENGTH	TEAM	ADJ.	CONF.	ADJ CONF.
Average RPI Loss:	139	RECORD	PCT. RANK	GAMES	SCHEDULE	OF SCHEDULE	RPI	RPI	RPI	RPI
DIV. I ONLY	12- 15	210	4- 6	109	250	173	173	19	19	
DIV. I NON-CONF.	4- 5	193	0- 0	147	124	160	160	23	23	
TOTALS	RPI 1-25	RPI 26-50	W-L RECORDS	RPI 51-100	RPI 101-150	RPI 150+				
12- 15	0- 0	0- 2	OVERALL	0- 3	2- 1	10- 9				
7- 5	0- 0	0- 2	HOME	0- 1	1- 0	6- 2				
3- 10	0- 0	0- 0	AWAY	0- 2	0- 1	3- 7				
2- 0	0- 0	0- 0	NEUTRAL	0- 0	1- 0	1- 0				
4- 5	0- 0	0- 2	NON-CONFERENCE	0- 1	1- 0	3- 2				
1- 2	0- 0	0- 2	HOME	0- 0	0- 0	1- 0				
1- 3	0- 0	0- 0	AWAY	0- 1	0- 0	1- 2				
2- 0	0- 0	0- 0	NEUTRAL	0- 0	1- 0	1- 0				
8- 10	0- 0	0- 0	CONFERENCE	0- 2	1- 1	7- 7				
6- 3	0- 0	0- 0	HOME	0- 1	1- 0	5- 2				
2- 7	0- 0	0- 0	AWAY	0- 1	0- 1	2- 5				
0- 0	0- 0	0- 0	NEUTRAL	0- 0	0- 0	0- 0				

RPI S	Opponent	Score	RPI S	Opponent	Score	RPI S	Opponent	Score	RPI S	Opponent	Score	Team's RPI: 173
44	H Colorado St.	46 62	60	A South Dakota St.	62 66	122	N Akron	78 65				
46	H St. Mary's (CA)	52 65	94	A North Dakota	51 54	135	A Idaho	56 66				
			94	H North Dakota	58 59	135	H Idaho	70 68				
						151	A Montana St.	58 66				
						151	H Montana St.	80 73				
						162	A Montana	46 58				
						162	H Montana	66 72				
						167	A Sacramento St.	72 83				
						181	A Eastern Wash.	55 59				
						181	H Eastern Wash.	57 66				
						182	A Weber St.	79 82				
						182	H Weber St.	65 63				
						200	A Colorado	41 63				
						201	A Idaho St.	61 59				
						201	H Idaho St.	48 47				
						224	H Utah St.	74 60				
						227	A Grand Canyon	59 69				
						241	N Valparaiso	77 63				
						300	A Denver	60 51				
						310	H Northern Ariz.	79 55				
						323	A Portland St.	70 59				
						335	H Southern Utah	64 44				
LAST 12 Division I GAMES:												
162	H Montana	66 72	135	H Idaho	70 68							
151	H Montana St.	80 73	201	A Idaho St.	61 59							
323	A Portland St.	70 59	182	A Weber St.	79 82							
167	A Sacramento St.	72 83	94	A North Dakota	51 54							
94	H North Dakota	58 59	310	H Northern Ariz.	79 55							
181	H Eastern Wash.	57 66	335	H Southern Utah	64 44							

Non-Div I Games: Western St. 101 48

Northern Colo.

■ Loss,
 ■ Non-Conf, S Site,
 ■ Home
 ■ Away
 N Neutral

Northern Ill.

Through Games Of March 6, 2016

Average RPI Win:	241	WON-LOST	WINNING	LAST 10	STRENGTH OF	OPP. STRENGTH	TEAM	ADJ.	CONF.	ADJ CONF.
Average RPI Loss:	134	RECORD	PCT. RANK	GAMES	SCHEDULE	OF SCHEDULE	RPI	RPI	RPI	RPI
DIV. I ONLY	10- 18	250	3- 7	232	148	260	260	11	11	
DIV. I NON-CONF.	6- 4	125	1- 0	348	280	252	252	13	13	
TOTALS	RPI 1-25	RPI 26-50	W-L RECORDS	RPI 51-100	RPI 101-150	RPI 150+				
10- 18	0- 0	0- 2	OVERALL	1- 6	3- 5	6- 5				
5- 7	0- 0	0- 1	HOME	1- 3	1- 2	3- 1				
3- 10	0- 0	0- 1	AWAY	0- 3	2- 3	1- 3				
2- 1	0- 0	0- 0	NEUTRAL	0- 0	0- 0	2- 1				
6- 4	0- 0	0- 0	NON-CONFERENCE	1- 0	0- 2	5- 2				
3- 0	0- 0	0- 0	HOME	1- 0	0- 0	2- 0				
1- 3	0- 0	0- 0	AWAY	0- 0	0- 2	1- 1				
2- 1	0- 0	0- 0	NEUTRAL	0- 0	0- 0	2- 1				
4- 14	0- 0	0- 2	CONFERENCE	0- 6	3- 3	1- 3				
2- 7	0- 0	0- 1	HOME	0- 3	1- 2	1- 1				
2- 7	0- 0	0- 1	AWAY	0- 3	2- 1	0- 2				
0- 0	0- 0	0- 0	NEUTRAL	0- 0	0- 0	0- 0				

RPI 1-25				RPI 26-50				RPI 51-100				RPI 101+				Team's RPI: 260	
RPI	S	Opponent	Score	RPI	S	Opponent	Score	RPI	S	Opponent	Score	RPI	S	Opponent	Score		
				42	A	Ohio	70 95	57	A	Ball St.	68 76	105	A	Toledo	59 66		
				42	H	Ohio	47 72	57	H	Ball St.	57 73	105	H	Toledo	83 89		
								70	A	Central Mich.	63 95	122	A	Akron	65 58		
								70	H	Central Mich.	67 73	131	H	Buffalo	76 74		
								83	A	Eastern Mich.	60 84	141	A	Western Mich.	80 70		
								83	H	Eastern Mich.	80 87	141	H	Western Mich.	60 64		
								98	H	Drake	87 73	145	A	SIUE	67 93		
												148	A	Milwaukee	58 73		
												195	A	Wisconsin	62 89		
												216	N	Kansas	58 66		
												257	H	Bowling Green	43 58		
												281	A	Miami (OH)	60 66		
												281	H	Miami (OH)	92 73		
												303	H	Bradley	68 64		
												314	N	Illinois St.	68 59		
												319	A	Kent St.	85 95		
												339	N	Cal St. Fullerton	72 49		
												340	H	Eastern Ill.	79 63		
												343	A	Chicago St.	68 50		
LAST 12 Division I GAMES:																	
				339	N	Cal St. Fullerton	72 49	57	H	Ball St.	57 73						
				141	H	Western Mich.	60 64	70	H	Central Mich.	67 73						
				57	A	Ball St.	68 76	281	H	Miami (OH)	92 73						
				105	H	Toledo	83 89	42	A	Ohio	70 95						
				141	A	Western Mich.	80 70	131	H	Buffalo	76 74						
				83	A	Eastern Mich.	60 84	319	A	Kent St.	85 95						

Non-Div I Games: Wis. Lutheran 69 42

Northern Ill.

■ Loss,
 ■ Non-Conf, S Site,
 ■ Home
 ■ Away
 N Neutral

Average RPI Win: 214	WON-LOST	WINNING	LAST 10	STRENGTH OF	OPP. STRENGTH	TEAM	ADJ.	CONF.	ADJ CONF.
Average RPI Loss: 131	RECORD	PCT. RANK	GAMES	SCHEDULE	OF SCHEDULE	RPI	RPI	RPI	RPI
DIV. I ONLY	15- 12	144	6- 4	163	149	150	150	14	14
DIV. I NON-CONF.	6- 3	99	0- 0	269	138	165	165	16	16
TOTALS	RPI 1-25	RPI 26-50	W-L RECORDS	RPI 51-100	RPI 101-150	RPI 150+			
15- 12	0- 3	0- 0	OVERALL	1- 0	3- 6	11- 3			
8- 7	0- 2	0- 0	HOME	1- 0	2- 3	5- 2			
7- 5	0- 1	0- 0	AWAY	0- 0	1- 3	6- 1			
0- 0	0- 0	0- 0	NEUTRAL	0- 0	0- 0	0- 0			
6- 3	0- 1	0- 0	NON-CONFERENCE	1- 0	0- 1	5- 1			
4- 2	0- 1	0- 0	HOME	1- 0	0- 1	3- 0			
2- 1	0- 0	0- 0	AWAY	0- 0	0- 0	2- 1			
0- 0	0- 0	0- 0	NEUTRAL	0- 0	0- 0	0- 0			
9- 9	0- 2	0- 0	CONFERENCE	0- 0	3- 5	6- 2			
4- 5	0- 1	0- 0	HOME	0- 0	2- 2	2- 2			
5- 4	0- 1	0- 0	AWAY	0- 0	1- 3	4- 0			
0- 0	0- 0	0- 0	NEUTRAL	0- 0	0- 0	0- 0			

RPI 1-25				RPI 26-50				RPI 51-100				RPI 101+ Team's RPI: 150			
RPI	S	Opponent	Score	RPI	S	Opponent	Score	RPI	S	Opponent	Score	RPI	S	Opponent	Score
12	H	Kentucky	65 84					97	H	Marquette	83 78	102	A	Wright St.	61 66
25	A	Green Bay	40 52									102	H	Wright St.	65 76
25	H	Green Bay	73 81									122	H	Akron	75 77
												126	A	Youngstown St.	88 77
												126	H	Youngstown St.	70 59
												143	A	Detroit	65 66
												143	H	Detroit	81 60
												148	A	Milwaukee	71 78
												148	H	Milwaukee	60 86
												204	A	Oakland	75 71
												204	H	Oakland	80 64
												209	A	Robert Morris	72 70
												225	H	Indiana St.	73 67
												237	A	Cincinnati	68 71
												241	A	Valparaiso	68 50
												241	H	Valparaiso	60 61
												252	A	Ill.-Chicago	72 61
												252	H	Ill.-Chicago	55 53
												261	A	Cleveland St.	83 51
												261	H	Cleveland St.	62 64
												280	H	Tennessee Tech	88 62
												281	A	Miami (OH)	71 57
												316	H	IPFW	77 64
LAST 12 Division I GAMES:															
261	H	Cleveland St.	62 64	102	H	Wright St.	65 76								
126	H	Youngstown St.	70 59	241	A	Valparaiso	68 50								
25	A	Green Bay	40 52	252	A	Ill.-Chicago	72 61								
148	A	Milwaukee	71 78	126	A	Youngstown St.	88 77								
204	H	Oakland	80 64	261	A	Cleveland St.	83 51								
143	H	Detroit	81 60	148	H	Milwaukee	60 86								

Non-Div I Games: West Virginia St. 92 47 Ind.-Kokomo 104 33

Northern Ky.

■ Loss,
 ■ Non-Conf, S Site,
 ■ Home
 ■ Away
 N Neutral

Northwestern

Through Games Of March 6, 2016

Average RPI Win:	166	WON-LOST	WINNING	LAST 10	STRENGTH OF	OPP. STRENGTH	TEAM	ADJ.	CONF.	ADJ CONF.
Average RPI Loss:	55	RECORD	PCT. RANK	GAMES	SCHEDULE	OF SCHEDULE	RPI	RPI	RPI	RPI
DIV. I ONLY	18- 16	157	4- 6	62	61	101	101	5	5	
DIV. I NON-CONF.	11- 1	16	0- 0	206	240	61	61	4	4	
TOTALS	RPI 1-25	RPI 26-50	W-L RECORDS	RPI 51-100	RPI 101-150	RPI 150+				
18- 16	1- 6	1- 1	OVERALL	2- 7	4- 2	10- 0				
8- 8	1- 2	0- 1	HOME	1- 4	2- 1	4- 0				
4- 7	0- 0	0- 0	AWAY	0- 0	0- 1	4- 0				
6- 1	0- 1	1- 0	NEUTRAL	1- 0	2- 0	2- 0				
11- 1	0- 1	0- 0	NON-CONFERENCE	0- 0	4- 0	7- 0				
6- 1	0- 1	0- 0	HOME	0- 0	2- 0	4- 0				
2- 0	0- 0	0- 0	AWAY	0- 0	0- 0	2- 0				
3- 0	0- 0	0- 0	NEUTRAL	0- 0	2- 0	1- 0				
7- 15	1- 5	1- 1	CONFERENCE	2- 7	0- 2	3- 0				
2- 7	1- 1	0- 1	HOME	1- 4	0- 1	0- 0				
2- 7	0- 3	0- 0	AWAY	0- 3	0- 1	2- 0				
3- 1	0- 1	1- 0	NEUTRAL	1- 0	0- 0	1- 0				

RPI S	Opponent	Score	RPI S	Opponent	Score	RPI S	Opponent	Score	RPI S	Opponent	Score	Team's RPI: 101
7	A Ohio St.	73 76	45	H Indiana	84 91	52	A Rutgers	59 61	121	N Creighton	75 52	
7	H Ohio St.	86 82	45	N Indiana	79 73	58	H Iowa	64 79	130	A Penn St.	72 79	
8	A Maryland	62 80				64	H Purdue	71 85	130	H Penn St.	54 73	
8	H Maryland	70 79				75	H Michigan	65 70	141	H Western Mich.	86 62	
8	N Maryland	62 83				80	A Minnesota	92 95	147	N East Carolina	78 75	
17	A Michigan St.	51 74				80	H Minnesota	106 112	148	H Milwaukee	69 44	
20	H DePaul	64 77				80	N Minnesota	84 74	153	A North Carolina	85 72	
						95	A Nebraska	67 76	174	A Loyola Chicago	81 72	
						95	H Nebraska	85 62	180	A Illinois	69 59	
									181	N Eastern Wash.	74 70	
									195	A Wisconsin	71 53	
									195	N Wisconsin	76 72	
									201	H Idaho St.	72 36	
									295	H Alcorn	91 47	
									302	H UMKC	80 38	
									332	H Howard	89 49	
LAST 12 Division I GAMES:												
8	N Maryland	62 83	195	A Wisconsin	71 53							
45	N Indiana	79 73	130	H Penn St.	54 73							
80	N Minnesota	84 74	8	H Maryland	70 79							
195	N Wisconsin	76 72	52	A Rutgers	59 61							
95	A Nebraska	67 76	80	H Minnesota	106 112							
75	H Michigan	65 70	180	A Illinois	69 59							

Non-Div I Games:

Northwestern

■ Loss,
■ Non-Conf, S Site,
■ Home
■ Away
N Neutral

Average RPI Win:	263	WON-LOST	WINNING	LAST 10	STRENGTH OF	OPP. STRENGTH	TEAM	ADJ.	CONF.	ADJ CONF.
Average RPI Loss:	126	RECORD	PCT. RANK	GAMES	SCHEDULE	OF SCHEDULE	RPI	RPI	RPI	RPI
DIV. I ONLY	15- 10	113	8- 2	123	313	114	114	25	25	
DIV. I NON-CONF.	2- 5	253	0- 0	4	289	123	123	26	26	
TOTALS	RPI 1-25	RPI 26-50	W-L RECORDS	RPI 51-100	RPI 101-150	RPI 150+				
15- 10	0- 2	0- 0	OVERALL	1- 2	1- 3	13- 3				
10- 1	0- 0	0- 0	HOME	0- 1	1- 0	9- 0				
5- 8	0- 1	0- 0	AWAY	1- 0	0- 0	4- 0				
0- 1	0- 0	0- 0	NEUTRAL	0- 0	0- 1	0- 0				
2- 5	0- 2	0- 0	NON-CONFERENCE	0- 0	0- 2	2- 1				
2- 0	0- 0	0- 0	HOME	0- 0	0- 0	2- 0				
0- 4	0- 2	0- 0	AWAY	0- 0	0- 1	0- 1				
0- 1	0- 0	0- 0	NEUTRAL	0- 0	0- 1	0- 0				
13- 5	0- 0	0- 0	CONFERENCE	1- 2	1- 1	11- 2				
8- 1	0- 0	0- 0	HOME	0- 1	1- 0	7- 0				
5- 4	0- 0	0- 0	AWAY	1- 1	0- 1	4- 2				
0- 0	0- 0	0- 0	NEUTRAL	0- 0	0- 0	0- 0				

RPI 1-25				RPI 26-50				RPI 51-100				RPI 101+ Team's RPI: 114			
RPI	S	Opponent	Score	RPI	S	Opponent	Score	RPI	S	Opponent	Score	RPI	S	Opponent	Score
2	A	Baylor	44 86					76	A	Abilene Christian	46 67	107	A	New Mexico St.	54 65
6	A	Texas	33 86					99	A	Central Ark.	60 56	129	N	Long Beach St.	59 60
								99	H	Central Ark.	49 74	144	A	McNeese St.	74 78
												144	H	McNeese St.	85 64
												186	H	Grambling	71 62
												193	A	SMU	36 74
												198	A	SFA	52 68
												198	H	SFA	72 51
												236	H	Sam Houston St.	69 49
												248	H	Houston Baptist	55 44
												287	A	Lamar	73 51
												304	A	Nicholls St.	61 70
												304	H	Nicholls St.	66 62
												307	H	Jackson St.	59 54
												313	H	A&M-Corpus Christi	60 43
												318	A	Southeastern La.	73 58
												318	H	Southeastern La.	82 62
												329	A	Incarnate Word	53 48
												331	A	New Orleans	58 46
												331	H	New Orleans	70 53
LAST 12 Division I GAMES:															
331	A	New Orleans	58 46	99	A	Central Ark.	60 56								
198	H	SFA	72 51	198	A	SFA	52 68								
318	A	Southeastern La.	73 58	318	H	Southeastern La.	82 62								
331	H	New Orleans	70 53	99	H	Central Ark.	49 74								
304	H	Nicholls St.	66 62	144	A	McNeese St.	74 78								
144	H	McNeese St.	85 64	304	A	Nicholls St.	61 70								

Non-Div I Games: LeTourneau 73 44 Xavier (LA) 73 57 LSU-Alexandria 94 65 Central Baptist 86 56 Northwestern St.

Notre Dame

Through Games Of March 6, 2016

Average RPI Win:	84	WON-LOST	WINNING	LAST 10	STRENGTH OF	OPP. STRENGTH	TEAM	ADJ.	CONF.	ADJ CONF.
Average RPI Loss:	4	RECORD	PCT. RANK	GAMES	SCHEDULE	OF SCHEDULE	RPI	RPI	RPI	RPI
DIV. I ONLY	31- 1	3	10- 0	2	8	1	1	4	4	
DIV. I NON-CONF.	12- 1	9	1- 0	6	2	2	2	5	5	
TOTALS	RPI 1-25	RPI 26-50	W-L RECORDS	RPI 51-100	RPI 101-150	RPI 150+				
31- 1	8- 1	6- 0	OVERALL	4- 0	9- 0	4- 0				
14- 0	4- 0	3- 0	HOME	2- 0	3- 0	2- 0				
12- 1	2- 1	1- 0	AWAY	2- 0	6- 0	1- 0				
5- 0	2- 0	2- 0	NEUTRAL	0- 0	0- 0	1- 0				
12- 1	4- 1	1- 0	NON-CONFERENCE	2- 0	3- 0	2- 0				
6- 0	3- 0	1- 0	HOME	1- 0	1- 0	0- 0				
4- 1	0- 1	0- 0	AWAY	1- 0	2- 0	1- 0				
2- 0	1- 0	0- 0	NEUTRAL	0- 0	0- 0	1- 0				
19- 0	4- 0	5- 0	CONFERENCE	2- 0	6- 0	2- 0				
8- 0	1- 0	2- 0	HOME	1- 0	2- 0	2- 0				
8- 0	2- 0	1- 0	AWAY	1- 0	4- 0	0- 0				
3- 0	1- 0	2- 0	NEUTRAL	0- 0	0- 0	0- 0				

RPI 1-25				Team's RPI: 1		RPI 26-50				RPI 51-100				RPI 101+			
RPI	S	Opponent	Score	RPI	S	Opponent	Score	RPI	S	Opponent	Score	RPI	S	Opponent	Score		
4	A	UConn	81 91	27	H	Tennessee	79 66	60	A	South Dakota St.	75 64	105	H	Toledo	74 39		
5	H	Oregon St.	62 61	28	H	Miami (FL)	90 69	72	A	Georgia Tech	54 42	106	A	TCU	88 72		
7	H	Ohio St.	75 72	28	N	Miami (FL)	78 67	72	H	Georgia Tech	85 76	108	A	Virginia	74 46		
10	N	UCLA	92 84	47	A	Duke	68 61	89	H	Bucknell	85 54	115	A	Saint Joseph's	91 55		
13	H	Syracuse	90 62	47	N	Duke	83 54					116	A	Boston College	63 50		
13	N	Syracuse	68 57	49	H	North Carolina St.	82 46					116	H	Boston College	70 58		
14	A	Louisville	66 61									120	H	Virginia Tech	80 41		
15	A	Florida St.	73 66									125	A	Pittsburgh	65 55		
20	H	DePaul	95 90									139	A	Wake Forest	86 52		

Non-Div I Games:

Notre Dame

Loss, Non-Conf, S Site, H Home A Away N Neutral

Oakland

Through Games Of March 6, 2016

Average RPI Win: 230	WON-LOST	WINNING	LAST 10	STRENGTH OF	OPP. STRENGTH	TEAM	ADJ.	CONF.	ADJ CONF.
Average RPI Loss: 148	RECORD	PCT. RANK	GAMES	SCHEDULE	OF SCHEDULE	RPI	RPI	RPI	RPI
DIV. I ONLY	13- 14	182	3- 7	236	167	204	204	14	14
DIV. I NON-CONF.	6- 3	99	0- 0	340	270	222	222	16	16
TOTALS	RPI 1-25	RPI 26-50	W-L RECORDS	RPI 51-100	RPI 101-150	RPI 150+			
13- 14	2- 1	0- 0	OVERALL	0- 1	1- 9	10- 3			
6- 7	1- 1	0- 0	HOME	0- 1	0- 5	5- 0			
7- 7	1- 0	0- 0	AWAY	0- 0	1- 4	5- 3			
0- 0	0- 0	0- 0	NEUTRAL	0- 0	0- 0	0- 0			
6- 3	0- 1	0- 0	NON-CONFERENCE	0- 1	0- 0	6- 1			
2- 2	0- 1	0- 0	HOME	0- 1	0- 0	2- 0			
4- 1	0- 0	0- 0	AWAY	0- 0	0- 0	4- 1			
0- 0	0- 0	0- 0	NEUTRAL	0- 0	0- 0	0- 0			
7- 11	2- 0	0- 0	CONFERENCE	0- 0	1- 9	4- 2			
4- 5	1- 0	0- 0	HOME	0- 0	0- 5	3- 0			
3- 6	1- 0	0- 0	AWAY	0- 0	1- 4	1- 2			
0- 0	0- 0	0- 0	NEUTRAL	0- 0	0- 0	0- 0			

RPI 1-25				RPI 26-50				RPI 51-100				RPI 101+ Team's RPI: 204			
RPI	S	Opponent	Score	RPI	S	Opponent	Score	RPI	S	Opponent	Score	RPI	S	Opponent	Score
17	H	Michigan St.	62 82					70	H	Central Mich.	87 110	102	A	Wright St.	63 79
25	A	Green Bay	58 56									102	H	Wright St.	72 77
25	H	Green Bay	77 69									126	A	Youngstown St.	63 67
												126	H	Youngstown St.	77 96
												143	A	Detroit	79 73
												143	H	Detroit	77 82
												148	A	Milwaukee	64 77
												148	H	Milwaukee	95 98
												150	A	Northern Ky.	64 80
												150	H	Northern Ky.	71 75
												214	H	Dartmouth	78 60
												241	A	Valparaiso	66 81
												241	H	Valparaiso	87 77
												252	A	Ill.-Chicago	78 76
												252	H	Ill.-Chicago	78 73
												261	A	Cleveland St.	75 88
												261	H	Cleveland St.	79 69
												277	A	Vermont	74 68
												281	A	Miami (OH)	54 65
												289	A	Niagara	77 67
												316	H	IPFW	81 74
												343	A	Chicago St.	74 51
												347	A	Norfolk St.	83 73
LAST 12 Division I GAMES:															
25	H	Green Bay	77 69	241	H	Valparaiso	87 77								
148	H	Milwaukee	95 98	261	A	Cleveland St.	75 88								
143	H	Detroit	77 82	126	A	Youngstown St.	63 67								
150	A	Northern Ky.	64 80	148	A	Milwaukee	64 77								
102	A	Wright St.	63 79	25	A	Green Bay	58 56								
252	H	Ill.-Chicago	78 73	143	A	Detroit	79 73								

Non-Div I Games: Rochester College 83 49 Mich.-Dearborn 123 38

Oakland

Loss, Non-Conf, S Site, H Home A Away N Neutral

Average RPI Win:	187	WON-LOST	WINNING	LAST 10	STRENGTH OF	OPP. STRENGTH	TEAM	ADJ.	CONF.	ADJ CONF.
Average RPI Loss:	107	RECORD	PCT. RANK	GAMES	SCHEDULE	OF SCHEDULE	RPI	RPI	RPI	RPI
DIV. I ONLY	24- 5	21	8- 2	169	116	42	42	11	11	
DIV. I NON-CONF.	8- 3	77	0- 0	196	61	65	65	13	13	
TOTALS	RPI 1-25	RPI 26-50	W-L RECORDS	RPI 51-100	RPI 101-150	RPI 150+				
24- 5	0- 1	1- 0	OVERALL	6- 1	5- 2	12- 1				
11- 1	0- 0	0- 0	HOME	3- 0	2- 1	6- 0				
9- 4	0- 0	0- 0	AWAY	2- 1	2- 0	5- 0				
4- 0	0- 0	1- 0	NEUTRAL	1- 0	1- 0	1- 0				
8- 3	0- 1	1- 0	NON-CONFERENCE	2- 1	1- 0	4- 1				
3- 0	0- 0	0- 0	HOME	1- 0	0- 0	2- 0				
1- 3	0- 1	0- 0	AWAY	0- 1	0- 0	1- 1				
4- 0	0- 0	1- 0	NEUTRAL	1- 0	1- 0	1- 0				
16- 2	0- 0	0- 0	CONFERENCE	4- 0	4- 2	8- 0				
8- 1	0- 0	0- 0	HOME	2- 0	2- 1	4- 0				
8- 1	0- 0	0- 0	AWAY	2- 0	2- 1	4- 0				
0- 0	0- 0	0- 0	NEUTRAL	0- 0	0- 0	0- 0				

RPI S	Opponent	Score	RPI S	Opponent	Score	Team's RPI: 42	RPI S	Opponent	Score	RPI S	Opponent	Score	RPI S	Opponent	Score
18	A Duquesne	47 64	45	N Indiana	63 56		57	A Ball St.	68 67	105	A Toledo	77 57			
							57	H Ball St.	73 48	122	A Akron	101 73			
							67	H Middle Tenn.	72 49	122	H Akron	75 55			
							68	N FGCU	69 57	131	A Buffalo	43 51			
							70	H Central Mich.	86 84	131	H Buffalo	58 70			
							74	A Vanderbilt	59 62	141	H Western Mich.	73 63			
							83	A Eastern Mich.	71 64	147	N East Carolina	64 61			
										180	A Illinois	53 62			
										257	A Bowling Green	72 57			
										257	H Bowling Green	75 58			
										260	A Northern Ill.	72 47			
										260	H Northern Ill.	95 70			
										263	H Saint Francis (PA)	91 65			
										270	A UNCW	75 59			
										281	A Miami (OH)	77 58			
										281	H Miami (OH)	72 44			
										316	H IPFW	79 52			
										319	A Kent St.	93 54			
										319	H Kent St.	86 52			
										326	N Winthrop	75 54			
LAST 12 Division I GAMES:															
281	A Miami (OH)	77 58	105	A Toledo	77 57										
257	H Bowling Green	75 58	260	H Northern Ill.	95 70										
131	H Buffalo	58 70	131	A Buffalo	43 51										
319	H Kent St.	86 52	57	A Ball St.	68 67										
122	A Akron	101 73	122	H Akron	75 55										
281	H Miami (OH)	72 44	260	A Northern Ill.	72 47										

Non-Div I Games:

Ohio

Average RPI Win: 103		WON-LOST	WINNING	LAST 10	STRENGTH OF		OPP. STRENGTH	TEAM	ADJ.	CONF.	ADJ CONF.
Average RPI Loss: 32		RECORD	PCT. RANK	GAMES	SCHEDULE		OF SCHEDULE	RPI	RPI	RPI	RPI
DIV. I ONLY		24- 7	37	7- 3	3		17	7	7	5	5
DIV. I NON-CONF.		8- 3	77	0- 0	5		34	7	7	4	4
TOTALS		RPI 1-25	RPI 26-50		W-L RECORDS		RPI 51-100	RPI 101-150		RPI 150+	
24- 7		4- 5	2- 0		OVERALL		8- 1	4- 1		6- 0	
14- 1		2- 1	2- 0		HOME		4- 0	2- 0		4- 0	
7- 5		1- 3	0- 0		AWAY		3- 1	1- 1		2- 0	
3- 1		1- 1	0- 0		NEUTRAL		1- 0	1- 0		0- 0	
8- 3		1- 3	1- 0		NON-CONFERENCE		1- 0	2- 0		3- 0	
5- 1		0- 1	1- 0		HOME		1- 0	1- 0		2- 0	
1- 2		0- 2	0- 0		AWAY		0- 0	0- 0		1- 0	
2- 0		1- 0	0- 0		NEUTRAL		0- 0	1- 0		0- 0	
16- 4		3- 2	1- 0		CONFERENCE		7- 1	2- 1		3- 0	
9- 0		2- 0	1- 0		HOME		3- 0	1- 0		2- 0	
6- 3		1- 1	0- 0		AWAY		3- 1	1- 1		1- 0	
1- 1		0- 1	0- 0		NEUTRAL		1- 0	0- 0		0- 0	

RPI	S	Opponent	Score	RPI	S	Opponent	Score	RPI	S	Opponent	Score	RPI	S	Opponent	Score
1	A	Notre Dame	72 75	32	H	Princeton	90 70	52	A	Rutgers	67 58	101	A	Northwestern	82 86
3	A	South Carolina	80 88	45	H	Indiana	97 70	52	H	Rutgers	90 78	101	H	Northwestern	76 73
4	H	UConn	56 100					52	N	Rutgers	73 58	108	H	Virginia	93 73
8	A	Maryland	80 71					58	A	Iowa	98 81	128	N	Liberty	75 65
8	H	Maryland	94 86					64	H	Purdue	90 70	130	A	Penn St.	77 63
17	A	Michigan St.	105 107					75	A	Michigan	97 93	180	A	Illinois	80 70
17	H	Michigan St.	85 80					78	H	Belmont	84 56	180	H	Illinois	117 74
17	N	Michigan St.	63 82					80	A	Minnesota	88 90	195	H	Wisconsin	87 61
19	N	Texas A&M	95 80					95	H	Nebraska	96 70	218	H	N.C. A&T	89 56
												237	A	Cincinnati	105 76
												345	H	Wagner	106 47
LAST 12 Division I GAMES:															
17	N	Michigan St.	63 82	130	A	Penn St.	77 63								
52	N	Rutgers	73 58	58	A	Iowa	98 81								
17	A	Michigan St.	105 107	8	H	Maryland	94 86								
80	A	Minnesota	88 90	195	H	Wisconsin	87 61								
180	H	Illinois	117 74	180	A	Illinois	80 70								
95	H	Nebraska	96 70	101	H	Northwestern	76 73								

Non-Div I Games:

Ohio St.

■ Loss,
■ Non-Conf, S Site,
■ Home
■ Away
N Neutral

RPI 1-25				RPI 26-50				Team's RPI: 29				RPI 51-100				RPI 101+			
RPI	S	Opponent	Score	RPI	S	Opponent	Score	RPI	S	Opponent	Score	RPI	S	Opponent	Score	RPI	S	Opponent	Score
2	A	Baylor	68 78	30	A	Oklahoma St.	42 73	87	N	Utah	70 55	103	H	Little Rock	65 52				
2	H	Baylor	70 78	30	H	Oklahoma St.	69 71					106	A	TCU	78 65				
2	N	Baylor	57 84	30	N	Oklahoma St.	61 43					106	H	TCU	77 64				
6	A	Texas	76 83	33	A	Washington	71 68					116	N	Boston College	76 61				
6	H	Texas	74 56	48	A	Kansas St.	71 87					127	A	Iowa St.	77 71				
16	H	BYU	73 47	48	H	Kansas St.	68 58					127	H	Iowa St.	85 54				
19	N	Texas A&M	68 74									137	A	Texas Tech	70 60				
22	A	West Virginia	55 63									137	H	Texas Tech	92 53				
22	H	West Virginia	57 54									190	A	Tulsa	75 62				
												216	A	Kansas	72 66				
												216	H	Kansas	67 44				
												240	H	North Texas	57 61				
												246	H	UTSA	80 41				
												303	A	Bradley	79 46				
												326	H	Winthrop	78 48				
LAST 12 Division I GAMES:																			
2	N	Baylor	57 84	22	A	West Virginia	55 63												
30	N	Oklahoma St.	61 43	6	H	Texas	74 56												
137	A	Texas Tech	70 60	48	A	Kansas St.	71 87												
127	H	Iowa St.	85 54	106	H	TCU	77 64												
2	H	Baylor	70 78	30	H	Oklahoma St.	69 71												
216	A	Kansas	72 66	127	A	Iowa St.	77 71												

Non-Div I Games:

Average RPI Win:	142	WON-LOST	WINNING	LAST 10	STRENGTH OF	OPP. STRENGTH	TEAM	ADJ.	CONF.	ADJ CONF.
Average RPI Loss:	41	RECORD	PCT. RANK	GAMES	SCHEDULE	OF SCHEDULE	RPI	RPI	RPI	RPI
DIV. I ONLY	21- 9	64	5- 5	36	38	30	30	3	3	
DIV. I NON-CONF.	10- 1	19	0- 0	164	230	33	33	3	3	
TOTALS	RPI 1-25	RPI 26-50	W-L RECORDS	RPI 51-100	RPI 101-150	RPI 150+				
21- 9	2- 5	3- 2	OVERALL	2- 0	6- 2	8- 0				
16- 1	2- 1	2- 0	HOME	1- 0	5- 0	6- 0				
5- 7	0- 4	1- 1	AWAY	1- 0	1- 2	2- 0				
0- 1	0- 0	0- 1	NEUTRAL	0- 0	0- 0	0- 0				
10- 1	0- 1	0- 0	NON-CONFERENCE	2- 0	2- 0	6- 0				
8- 0	0- 0	0- 0	HOME	1- 0	2- 0	5- 0				
2- 1	0- 1	0- 0	AWAY	1- 0	0- 0	1- 0				
0- 0	0- 0	0- 0	NEUTRAL	0- 0	0- 0	0- 0				
11- 8	2- 4	3- 2	CONFERENCE	0- 0	4- 2	2- 0				
8- 1	2- 1	2- 0	HOME	0- 0	3- 0	1- 0				
3- 6	0- 3	1- 1	AWAY	0- 0	1- 2	1- 0				
0- 1	0- 0	0- 1	NEUTRAL	0- 0	0- 0	0- 0				

RPI 1-25				RPI 26-50				Team's RPI: 30	RPI 51-100				RPI 101+			
RPI	S	Opponent	Score	RPI	S	Opponent	Score		RPI	S	Opponent	Score	RPI	S	Opponent	Score
2	A	Baylor	41 66	29	A	Oklahoma	71 69		91	A	Missouri St.	74 55	106	A	TCU	65 79
2	H	Baylor	52 45	29	H	Oklahoma	73 42		93	H	Washington St.	70 60	106	H	TCU	80 52
6	A	Texas	55 70	29	N	Oklahoma	43 61						127	A	Iowa St.	42 49
6	H	Texas	48 78	48	A	Kansas St.	44 47						127	H	Iowa St.	79 76
21	A	South Fla.	46 68	48	H	Kansas St.	59 51						137	A	Texas Tech	69 46
22	A	West Virginia	48 82										137	H	Texas Tech	70 57
22	H	West Virginia	63 51										138	H	Oral Roberts	59 55
													145	H	SIUE	86 61
													153	H	North Carolina	77 67
													191	H	UTRGV	78 54
													216	A	Kansas	74 46
													216	H	Kansas	71 49
													235	H	Texas Southern	87 52
													278	A	UCF	74 55
													287	H	Lamar	90 45
													293	H	Savannah St.	76 48
LAST 12 Division I GAMES:																
				29	N	Oklahoma	43 61		22	H	West Virginia	63 51				
				48	H	Kansas St.	59 51		6	A	Texas	55 70				
				22	A	West Virginia	48 82		137	H	Texas Tech	70 57				
				216	H	Kansas	71 49		29	A	Oklahoma	71 69				
				106	A	TCU	65 79		106	H	TCU	80 52				
				2	A	Baylor	41 66		216	A	Kansas	74 46				

Non-Div I Games:

Oklahoma St.

■ Loss,
 ■ Non-Conf, S Site,
 ■ Home
 ■ Away
 N Neutral

Average RPI Win:	207	WON-LOST	WINNING	LAST 10	STRENGTH OF	OPP. STRENGTH	TEAM	ADJ.	CONF.	ADJ CONF.
Average RPI Loss:	120	RECORD	PCT. RANK	GAMES	SCHEDULE	OF SCHEDULE	RPI	RPI	RPI	RPI
DIV. I ONLY	14- 16	193	6- 4	108	142	154	154	13	13	
DIV. I NON-CONF.	4- 8	234	0- 0	137	215	215	215	11	11	
TOTALS	RPI 1-25	RPI 26-50	W-L RECORDS	RPI 51-100	RPI 101-150	RPI 150+				
14- 16	0- 1	0- 4	OVERALL	3- 2	1- 2	10- 7				
9- 4	0- 0	0- 2	HOME	1- 0	1- 0	7- 2				
5- 9	0- 0	0- 2	AWAY	2- 1	0- 1	3- 5				
0- 3	0- 1	0- 0	NEUTRAL	0- 1	0- 1	0- 0				
4- 8	0- 1	0- 1	NON-CONFERENCE	0- 2	0- 1	4- 3				
2- 2	0- 0	0- 1	HOME	0- 0	0- 0	2- 1				
2- 3	0- 0	0- 0	AWAY	0- 1	0- 0	2- 2				
0- 3	0- 1	0- 0	NEUTRAL	0- 1	0- 1	0- 0				
10- 8	0- 0	0- 3	CONFERENCE	3- 0	1- 1	6- 4				
7- 2	0- 0	0- 1	HOME	1- 0	1- 0	5- 1				
3- 6	0- 0	0- 2	AWAY	2- 0	0- 1	1- 3				
0- 0	0- 0	0- 0	NEUTRAL	0- 0	0- 0	0- 0				

RPI S	Opponent	Score	RPI S	Opponent	Score	RPI S	Opponent	Score	RPI S	Opponent	Score	Team's RPI: 154
8 N	Maryland	49 95	28 H	Miami (FL)	35 61	60 N	South Dakota St.	39 71	125 N	Pittsburgh	58 67	
			31 A	UTEP	64 70	67 A	Middle Tenn.	61 58	134 A	Marshall	62 80	
			37 A	Western Ky.	51 68	71 A	VCU	54 74	134 H	Marshall	77 55	
			37 H	Western Ky.	74 85	77 A	Charlotte	71 59	164 H	Fla. Atlantic	85 45	
						77 H	Charlotte	94 85	165 A	UAB	55 58	
									166 H	ETSU	52 56	
									171 H	Southern Miss.	53 45	
									183 H	Louisiana Tech	51 69	
									196 A	Richmond	57 62	
									203 A	William & Mary	64 75	
									230 H	Loyola Maryland	64 41	
									233 A	Rice	46 68	
									233 H	Rice	61 52	
									240 A	North Texas	65 48	
									240 H	North Texas	62 55	
									246 A	UTSA	67 70	
									274 A	UMES	69 52	
									311 H	FIU	84 49	
									332 A	Howard	83 64	
									345 H	Wagner	71 57	
LAST 12 Division I GAMES:												
233 H	Rice	61 52	233 A	Rice	46 68							
240 H	North Texas	62 55	240 A	North Texas	65 48							
246 A	UTSA	67 70	77 H	Charlotte	94 85							
31 A	UTEP	64 70	311 H	FIU	84 49							
134 H	Marshall	77 55	164 H	Fla. Atlantic	85 45							
37 H	Western Ky.	74 85	134 A	Marshall	62 80							

Non-Div I Games:

Old Dominion

■ Loss,
■ Non-Conf,
■ S Site,
■ H Home
■ A Away
N Neutral

Average RPI Win:	213	WON-LOST	WINNING	LAST 10	STRENGTH OF	OPP. STRENGTH	TEAM	ADJ.	CONF.	ADJ CONF.
Average RPI Loss:	65	RECORD	PCT. RANK	GAMES	SCHEDULE	OF SCHEDULE	RPI	RPI	RPI	RPI
DIV. I ONLY	10- 20	266	0- 10	51	71	177	177	2	2	
DIV. I NON-CONF.	8- 5	120	0- 0	246	326	193	193	2	2	
TOTALS	RPI 1-25	RPI 26-50	W-L RECORDS	RPI 51-100	RPI 101-150	RPI 150+				
10- 20	1- 7	1- 3	OVERALL	1- 5	1- 3	6- 2				
8- 9	1- 4	1- 1	HOME	1- 3	1- 1	4- 0				
2- 10	0- 3	0- 2	AWAY	0- 1	0- 2	2- 2				
0- 1	0- 0	0- 0	NEUTRAL	0- 1	0- 0	0- 0				
8- 5	0- 0	1- 0	NON-CONFERENCE	0- 3	1- 1	6- 1				
6- 3	0- 0	1- 0	HOME	0- 2	1- 1	4- 0				
2- 2	0- 0	0- 0	AWAY	0- 1	0- 0	2- 1				
0- 0	0- 0	0- 0	NEUTRAL	0- 0	0- 0	0- 0				
2- 15	1- 7	0- 3	CONFERENCE	1- 2	0- 2	0- 1				
2- 6	1- 4	0- 1	HOME	1- 1	0- 0	0- 0				
0- 8	0- 3	0- 2	AWAY	0- 0	0- 2	0- 1				
0- 1	0- 0	0- 0	NEUTRAL	0- 1	0- 0	0- 0				

RPI 1-25				RPI 26-50				RPI 51-100				RPI 101+ Team's RPI: 177			
RPI	S	Opponent	Score	RPI	S	Opponent	Score	RPI	S	Opponent	Score	RPI	S	Opponent	Score
3	A	South Carolina	62 81	27	A	Tennessee	51 57	56	H	Auburn	60 65	119	A	LSU	57 76
3	H	South Carolina	45 66	37	H	Western Ky.	59 53	67	A	Middle Tenn.	75 84	133	H	La.-Lafayette	78 82
12	H	Kentucky	73 65	39	A	Georgia	56 70	73	H	Tulane	59 61	140	A	Arkansas	49 60
19	A	Texas A&M	58 81	43	H	Missouri	46 60	74	H	Vanderbilt	55 52	144	H	McNeese St.	96 56
19	H	Texas A&M	48 62					74	N	Vanderbilt	59 74	157	A	Stony Brook	72 57
23	A	Mississippi St.	51 79					91	H	Missouri St.	78 91	160	A	Alabama	37 48
23	H	Mississippi St.	51 60									171	A	Southern Miss.	38 57
24	H	Florida	65 85									331	H	New Orleans	97 59
LAST 12 Division I GAMES:															
		74 N Vanderbilt	59 74			56 H Auburn	60 65								
		140 A Arkansas	49 60			39 A Georgia	56 70								
		3 H South Carolina	45 66			160 A Alabama	37 48								
		23 H Mississippi St.	51 60			43 H Missouri	46 60								
		27 A Tennessee	51 57			3 A South Carolina	62 81								
		19 H Texas A&M	48 62			12 H Kentucky	73 65								

Non-Div I Games:

Ole Miss

■ Loss,
 ■ Non-Conf,
 ■ S Site,
 ■ H Home
 ■ A Away
 N Neutral

Average RPI Win:	269	WON-LOST	WINNING	LAST 10	STRENGTH OF	OPP. STRENGTH	TEAM	ADJ.	CONF.	ADJ CONF.
Average RPI Loss:	144	RECORD	PCT. RANK	GAMES	SCHEDULE	OF SCHEDULE	RPI	RPI	RPI	RPI
DIV. I ONLY	13- 14	182	5- 5	283	231	239	239	18	18	
DIV. I NON-CONF.	5- 5	160	0- 0	323	297	268	268	18	18	
TOTALS	RPI 1-25	RPI 26-50	W-L RECORDS	RPI 51-100	RPI 101-150	RPI 150+				
13- 14	0- 0	0- 0	OVERALL	0- 5	2- 5	11- 4				
8- 5	0- 0	0- 0	HOME	0- 2	1- 2	7- 1				
3- 8	0- 0	0- 0	AWAY	0- 3	0- 3	3- 2				
2- 1	0- 0	0- 0	NEUTRAL	0- 0	1- 0	1- 1				
5- 5	0- 0	0- 0	NON-CONFERENCE	0- 1	0- 2	5- 2				
3- 2	0- 0	0- 0	HOME	0- 0	0- 1	3- 1				
1- 2	0- 0	0- 0	AWAY	0- 1	0- 1	1- 0				
1- 1	0- 0	0- 0	NEUTRAL	0- 0	0- 0	1- 1				
8- 9	0- 0	0- 0	CONFERENCE	0- 4	2- 3	6- 2				
5- 3	0- 0	0- 0	HOME	0- 2	1- 1	4- 0				
2- 6	0- 0	0- 0	AWAY	0- 2	0- 2	2- 2				
1- 0	0- 0	0- 0	NEUTRAL	0- 0	1- 0	0- 0				

RPI S	Opponent	Score	RPI S	Opponent	Score	RPI S	Opponent	Score	RPI S	Opponent	Score	Team's RPI: 239
						60	A South Dakota St.	58 68	121	H Creighton	46 69	
						60	H South Dakota St.	47 65	124	A IUPUI	59 75	
						62	A South Dakota	76 82	124	H IUPUI	57 54	
						62	H South Dakota	55 70	124	N IUPUI	62 51	
						94	A North Dakota	52 67	138	A Oral Roberts	58 67	
									138	H Oral Roberts	65 67	
									145	A SIUE	86 90	
									211	H Utah Valley	59 74	
									225	A Indiana St.	51 50	
									234	A Western Ill.	55 74	
									234	H Western Ill.	79 66	
									248	N Houston Baptist	51 64	
									278	H UCF	75 60	
									300	A Denver	70 60	
									300	H Denver	67 55	
									302	H UMKC	57 42	
									314	N Illinois St.	60 56	
									316	A IPFW	60 58	
									316	H IPFW	71 64	
									324	A North Dakota St.	67 74	
									324	H North Dakota St.	77 52	
									340	H Eastern Ill.	76 67	
LAST 12 Division I GAMES:												
						124	N IUPUI	62 51	62	H South Dakota	55 70	
						300	A Denver	70 60	60	H South Dakota St.	47 65	
						138	A Oral Roberts	58 67	234	A Western Ill.	55 74	
						124	H IUPUI	57 54	316	A IPFW	60 58	
						324	A North Dakota St.	67 74	138	H Oral Roberts	65 67	
						316	H IPFW	71 64	300	H Denver	67 55	

Non-Div I Games: Midland 58 53 Waldorf 97 32

Omaha

Loss, Non-Conf, S Site, H Home A Away N Neutral

Oral Roberts

Through Games Of March 6, 2016

Average RPI Win:	239	WON-LOST	WINNING	LAST 10	STRENGTH OF	OPP. STRENGTH	TEAM	ADJ.	CONF.	ADJ CONF.
Average RPI Loss:	115	RECORD	PCT. RANK	GAMES	SCHEDULE	OF SCHEDULE	RPI	RPI	RPI	RPI
DIV. I ONLY	13- 14	182	5- 5	140	151	138	138	18	18	
DIV. I NON-CONF.	2- 8	290	0- 0	82	10	167	167	18	18	
TOTALS	RPI 1-25	RPI 26-50	W-L RECORDS	RPI 51-100	RPI 101-150	RPI 150+				
13- 14	0- 1	0- 1	OVERALL	1- 6	1- 3	11- 3				
6- 3	0- 0	0- 0	HOME	1- 1	0- 2	5- 0				
6- 11	0- 1	0- 1	AWAY	0- 5	1- 1	5- 3				
1- 0	0- 0	0- 0	NEUTRAL	0- 0	0- 0	1- 0				
2- 8	0- 1	0- 1	NON-CONFERENCE	0- 3	0- 2	2- 1				
0- 1	0- 0	0- 0	HOME	0- 0	0- 1	0- 0				
2- 7	0- 1	0- 1	AWAY	0- 3	0- 1	2- 1				
0- 0	0- 0	0- 0	NEUTRAL	0- 0	0- 0	0- 0				
11- 6	0- 0	0- 0	CONFERENCE	1- 3	1- 1	9- 2				
6- 2	0- 0	0- 0	HOME	1- 1	0- 1	5- 0				
4- 4	0- 0	0- 0	AWAY	0- 2	1- 0	3- 2				
1- 0	0- 0	0- 0	NEUTRAL	0- 0	0- 0	1- 0				

RPI 1-25				RPI 26-50				RPI 51-100				RPI 101+ Team's RPI: 138			
RPI	S	Opponent	Score	RPI	S	Opponent	Score	RPI	S	Opponent	Score	RPI	S	Opponent	Score
2	A	Baylor	39 97	30	A	Oklahoma St.	55 59	60	A	South Dakota St.	48 60	103	H	Little Rock	52 66
								60	H	South Dakota St.	50 68	124	A	IUPUI	52 47
								62	A	South Dakota	48 71	124	H	IUPUI	54 57
								62	H	South Dakota	60 56	140	A	Arkansas	50 65
								75	A	Michigan	44 61	190	A	Tulsa	59 53
								83	A	Eastern Mich.	69 77	216	A	Kansas	70 63
								91	A	Missouri St.	64 72	227	A	Grand Canyon	64 66
												234	A	Western Ill.	61 72
												234	H	Western Ill.	79 55
												234	N	Western Ill.	68 55
												239	A	Omaha	67 65
												239	H	Omaha	67 58
												300	A	Denver	59 56
												300	H	Denver	65 33
												316	A	IPFW	48 54
												316	H	IPFW	61 59
												324	A	North Dakota St.	52 42
												324	H	North Dakota St.	59 58
LAST 12 Division I GAMES:															
				234	N	Western Ill.	68 55	300	A	Denver	59 56				
				239	H	Omaha	67 58	324	H	North Dakota St.	59 58				
				234	H	Western Ill.	79 55	124	H	IUPUI	54 57				
				316	A	IPFW	48 54	60	H	South Dakota St.	50 68				
				62	A	South Dakota	48 71	300	H	Denver	65 33				
				60	A	South Dakota St.	48 60	239	A	Omaha	67 65				

Non-Div I Games: Lyon 49 68 Evangel 89 46

Oral Roberts

Loss, Non-Conf, S Site, H Home A Away N Neutral

Oregon

Through Games Of March 6, 2016

Average RPI Win:	164	WON-LOST	WINNING	LAST 10	STRENGTH OF	OPP. STRENGTH	TEAM	ADJ.	CONF.	ADJ CONF.
Average RPI Loss:	32	RECORD	PCT. RANK	GAMES	SCHEDULE	OF SCHEDULE	RPI	RPI	RPI	RPI
DIV. I ONLY	20- 10	77	6- 4	124	5	85	85	1	1	
DIV. I NON-CONF.	11- 0	1	0- 0	325	91	74	74	1	1	
TOTALS	RPI 1-25	RPI 26-50	W-L RECORDS	RPI 51-100	RPI 101-150	RPI 150+				
20- 10	0- 7	1- 0	OVERALL	7- 2	1- 1	11- 0				
15- 4	0- 4	0- 0	HOME	5- 0	1- 0	9- 0				
5- 5	0- 3	1- 0	AWAY	2- 2	0- 0	2- 0				
0- 1	0- 0	0- 0	NEUTRAL	0- 0	0- 1	0- 0				
11- 0	0- 0	0- 0	NON-CONFERENCE	2- 0	0- 0	9- 0				
10- 0	0- 0	0- 0	HOME	2- 0	0- 0	8- 0				
1- 0	0- 0	0- 0	AWAY	0- 0	0- 0	1- 0				
0- 0	0- 0	0- 0	NEUTRAL	0- 0	0- 0	0- 0				
9- 10	0- 7	1- 0	CONFERENCE	5- 2	1- 1	2- 0				
5- 4	0- 4	0- 0	HOME	3- 0	1- 0	1- 0				
4- 5	0- 3	1- 0	AWAY	2- 2	0- 0	1- 0				
0- 1	0- 0	0- 0	NEUTRAL	0- 0	0- 1	0- 0				

RPI 1-25				RPI 26-50				RPI 51-100 Team's RPI: 85				RPI 101+			
RPI	S	Opponent	Score	RPI	S	Opponent	Score	RPI	S	Opponent	Score	RPI	S	Opponent	Score
5	A	Oregon St.	33 60	33	A	Washington	75 63	55	A	Southern California	67 74	123	H	Arizona	76 54
5	H	Oregon St.	45 59					55	H	Southern California	69 60	123	N	Arizona	68 74
9	A	Stanford	42 69					59	H	UC Riverside	95 81	153	A	North Carolina	79 77
9	H	Stanford	62 64					86	A	California	54 65	192	H	San Jose St.	104 74
10	A	UCLA	69 80					86	H	California	69 59	200	A	Colorado	59 46
10	H	UCLA	72 77					87	A	Utah	77 65	200	H	Colorado	77 70
11	H	Arizona St.	58 63					87	H	Utah	69 58	207	H	Hampton	86 51
								93	A	Washington St.	73 48	211	H	Utah Valley	79 68
								94	H	North Dakota	77 51	259	H	Clemson	69 56
												267	H	UC Santa Barbara	79 51
												271	H	Seattle	82 62
												286	H	Portland	93 52
												323	H	Portland St.	122 59
LAST 12 Division I GAMES:															
123	N	Arizona	68 74	87	H	Utah	69 58								
9	A	Stanford	42 69	33	A	Washington	75 63								
86	A	California	54 65	93	A	Washington St.	73 48								
55	H	Southern California	69 60	123	H	Arizona	76 54								
10	H	UCLA	72 77	11	H	Arizona St.	58 63								
200	H	Colorado	77 70	87	A	Utah	77 65								

Non-Div I Games:

Oregon

 Loss,
 Non-Conf,
S Site,
 Home
 Away
N Neutral

Average RPI Win:	103	WON-LOST	WINNING	LAST 10	STRENGTH OF	OPP. STRENGTH	TEAM	ADJ.	CONF.	ADJ CONF.
Average RPI Loss:	12	RECORD	PCT. RANK	GAMES	SCHEDULE	OF SCHEDULE	RPI	RPI	RPI	RPI
DIV. I ONLY	28- 4	12	9- 1	19	1	5	5	1	1	
DIV. I NON-CONF.	9- 2	37	0- 0	105	20	43	43	1	1	
TOTALS	RPI 1-25	RPI 26-50	W-L RECORDS	RPI 51-100	RPI 101-150	RPI 150+				
28- 4	4- 3	2- 1	OVERALL	13- 0	3- 0	6- 0				
14- 1	3- 0	0- 1	HOME	5- 0	2- 0	4- 0				
9- 3	0- 3	1- 0	AWAY	6- 0	0- 0	2- 0				
5- 0	1- 0	1- 0	NEUTRAL	2- 0	1- 0	0- 0				
9- 2	0- 1	0- 1	NON-CONFERENCE	3- 0	2- 0	4- 0				
5- 1	0- 0	0- 1	HOME	1- 0	1- 0	3- 0				
2- 1	0- 1	0- 0	AWAY	1- 0	0- 0	1- 0				
2- 0	0- 0	0- 0	NEUTRAL	1- 0	1- 0	0- 0				
19- 2	4- 2	2- 0	CONFERENCE	10- 0	1- 0	2- 0				
9- 0	3- 0	0- 0	HOME	4- 0	1- 0	1- 0				
7- 2	0- 2	1- 0	AWAY	5- 0	0- 0	1- 0				
3- 0	1- 0	1- 0	NEUTRAL	1- 0	0- 0	0- 0				

RPI	S	Opponent	Score	RPI	S	Opponent	Score	RPI	S	Opponent	Score	RPI	S	Opponent	Score
1	A	Notre Dame	61 62	27	H	Tennessee	50 53	55	A	Southern California	57 49	123	H	Arizona	71 43
9	A	Stanford	54 76	33	A	Washington	61 53	55	H	Southern California	76 52	135	H	Idaho	69 44
9	H	Stanford	58 50	33	N	Washington	57 55	55	N	Southern California	63 53	140	N	Arkansas	63 47
10	A	UCLA	51 71					59	H	UC Riverside	86 65	187	H	Cal Poly	80 43
10	H	UCLA	64 54					65	N	Hofstra	73 50	200	A	Colorado	61 47
10	N	UCLA	69 57					85	A	Oregon	59 45	200	H	Colorado	73 50
11	H	Arizona St.	67 44					85	H	Oregon	60 33	212	H	CSU Bakersfield	75 51
								86	A	California	54 44	286	A	Portland	94 50
								86	H	California	70 48	308	H	Longwood	110 45
								87	A	Utah	62 53				
								87	H	Utah	72 53				
								93	A	Washington St.	54 45				
								97	A	Marquette	65 58				
LAST 12 Division I GAMES:															
10	N	UCLA	69 57	55	H	Southern California	76 52								
33	N	Washington	57 55	87	H	Utah	72 53								
55	N	Southern California	63 53	200	H	Colorado	73 50								
86	A	California	54 44	93	A	Washington St.	54 45								
9	A	Stanford	54 76	33	A	Washington	61 53								
10	H	UCLA	64 54	11	H	Arizona St.	67 44								

Non-Div I Games:

Oregon St.

Pacific

Through Games Of March 6, 2016

Average RPI Win:	215	WON-LOST	WINNING	LAST 10	STRENGTH OF	OPP. STRENGTH	TEAM	ADJ.	CONF.	ADJ CONF.
Average RPI Loss:	117	RECORD	PCT. RANK	GAMES	SCHEDULE	OF SCHEDULE	RPI	RPI	RPI	RPI
DIV. I ONLY	12- 17	225	3- 7	133	117	172	172	8	8	
DIV. I NON-CONF.	6- 4	125	0- 0	214	250	120	120	9	9	
TOTALS	RPI 1-25	RPI 26-50	W-L RECORDS	RPI 51-100	RPI 101-150	RPI 150+				
12- 17	0- 2	0- 2	OVERALL	1- 5	1- 3	10- 5				
6- 6	0- 1	0- 1	HOME	1- 2	1- 1	4- 1				
6- 10	0- 0	0- 0	AWAY	0- 0	0- 0	6- 0				
0- 1	0- 0	0- 0	NEUTRAL	0- 0	0- 0	0- 1				
6- 4	0- 0	0- 0	NON-CONFERENCE	0- 0	0- 2	6- 2				
2- 1	0- 0	0- 0	HOME	0- 0	0- 1	2- 0				
4- 3	0- 0	0- 0	AWAY	0- 0	0- 1	4- 2				
0- 0	0- 0	0- 0	NEUTRAL	0- 0	0- 0	0- 0				
6- 13	0- 2	0- 2	CONFERENCE	1- 5	1- 1	4- 3				
4- 5	0- 1	0- 1	HOME	1- 2	1- 0	2- 1				
2- 7	0- 1	0- 1	AWAY	0- 3	0- 1	2- 1				
0- 1	0- 0	0- 0	NEUTRAL	0- 0	0- 0	0- 1				

RPI S	Opponent	Score	RPI S	Opponent	Score	RPI S	Opponent	Score	RPI S	Opponent	Score	Team's RPI: 172
16	A BYU	62 79	46	A St. Mary's (CA)	75 83	61	A Santa Clara	52 76	109	A Gonzaga	61 68	
16	H BYU	57 67	46	H St. Mary's (CA)	73 82	61	H Santa Clara	60 66	109	H Gonzaga	84 83	
						82	A San Diego	56 69	123	A Arizona	56 69	
						82	H San Diego	56 59	129	H Long Beach St.	60 68	
						90	A San Francisco	71 81	153	A North Carolina	66 63	
						90	H San Francisco	70 57	162	A Montana	54 64	
									188	A UC Davis	66 53	
									192	H San Jose St.	81 69	
									206	A Gardner-Webb	84 77	
									212	A CSU Bakersfield	80 74	
									224	A Utah St.	70 78	
									238	A Loyola Marymount	88 96	
									238	H Loyola Marymount	60 63	
									266	A Pepperdine	92 64	
									266	H Pepperdine	65 62	
									266	N Pepperdine	72 81	
									286	A Portland	72 64	
									286	H Portland	87 38	
									321	H Nevada	74 52	
LAST 12 Division I GAMES:												
266	N	Pepperdine	72	81	238	A	Loyola Marymount	88	96			
61	H	Santa Clara	60	66	82	H	San Diego	56	59			
90	A	San Francisco	71	81	16	H	BYU	57	67			
109	H	Gonzaga	84	83	46	A	St. Mary's (CA)	75	83			
286	H	Portland	87	38	109	A	Gonzaga	61	68			
266	A	Pepperdine	92	64	286	A	Portland	72	64			

Non-Div I Games: Stanislaus St. 74 61

Pacific

■ Loss,
 ■ Non-Conf,
 ■ S Site,
 ■ H Home
 ■ A Away
 N Neutral

Average RPI Win:	179	WON-LOST	WINNING	LAST 10	STRENGTH OF	OPP. STRENGTH	TEAM	ADJ.	CONF.	ADJ CONF.
Average RPI Loss:	96	RECORD	PCT. RANK	GAMES	SCHEDULE	OF SCHEDULE	RPI	RPI	RPI	RPI
DIV. I ONLY	22- 4	18	9- 1	122	134	36	36	10	10	
DIV. I NON-CONF.	10- 3	61	0- 0	146	157	62	62	12	12	
TOTALS	RPI 1-25	RPI 26-50	W-L RECORDS	RPI 51-100	RPI 101-150	RPI 150+				
22- 4	0- 0	2- 1	OVERALL	4- 1	1- 1	15- 1				
12- 1	0- 0	2- 1	HOME	2- 0	0- 0	8- 0				
10- 3	0- 0	0- 0	AWAY	2- 1	1- 1	7- 1				
0- 0	0- 0	0- 0	NEUTRAL	0- 0	0- 0	0- 0				
10- 3	0- 0	1- 1	NON-CONFERENCE	2- 1	1- 1	6- 0				
5- 1	0- 0	1- 1	HOME	1- 0	0- 0	3- 0				
5- 2	0- 0	0- 0	AWAY	1- 1	1- 1	3- 0				
0- 0	0- 0	0- 0	NEUTRAL	0- 0	0- 0	0- 0				
12- 1	0- 0	1- 0	CONFERENCE	2- 0	0- 0	9- 1				
7- 0	0- 0	1- 0	HOME	1- 0	0- 0	5- 0				
5- 1	0- 0	0- 0	AWAY	1- 0	0- 0	4- 1				
0- 0	0- 0	0- 0	NEUTRAL	0- 0	0- 0	0- 0				

RPI S	Opponent	Score	RPI S	Opponent	Score	Team's RPI: 36	RPI S	Opponent	Score	RPI S	Opponent	Score
			32	H Princeton	50 48		53	A Villanova	46 66	115	A Saint Joseph's	46 50
			44	H Colorado St.	49 48		69	A Temple	60 54	118	A Hawaii	64 54
			47	H Duke	50 57		79	H Drexel	72 67	156	A Yale	77 59
							92	A Harvard	68 48	156	H Yale	68 49
							92	H Harvard	62 46	170	A Cornell	46 51
										170	H Cornell	65 50
										185	A UMBC	81 46
										205	A Brown	69 59
										205	H Brown	66 49
										214	A Dartmouth	56 41
										214	H Dartmouth	65 50
										228	H Navy	57 43
										232	A New Hampshire	67 60
										249	A Columbia	60 42
										249	H Columbia	71 51
										282	A La Salle	78 68
										328	H Lafayette	54 37
										345	H Wagner	78 50
LAST 12 Division I GAMES:												
			92	H Harvard	62 46		170	H Cornell	65 50			
			214	H Dartmouth	65 50		249	H Columbia	71 51			
			249	A Columbia	60 42		214	A Dartmouth	56 41			
			170	A Cornell	46 51		92	A Harvard	68 48			
			156	A Yale	77 59		205	H Brown	66 49			
			205	A Brown	69 59		156	H Yale	68 49			

Non-Div I Games: BYU-Hawaii 73 41

Penn

Average RPI Win:	142	WON-LOST	WINNING	LAST 10	STRENGTH OF	OPP. STRENGTH	TEAM	ADJ.	CONF.	ADJ CONF.
Average RPI Loss:	73	RECORD	PCT. RANK	GAMES	SCHEDULE	OF SCHEDULE	RPI	RPI	RPI	RPI
DIV. I ONLY	12- 19	239	4- 6	39	30	130	130	5	5	
DIV. I NON-CONF.	5- 6	180	0- 1	60	106	155	155	4	4	
TOTALS	RPI 1-25	RPI 26-50	W-L RECORDS	RPI 51-100	RPI 101-150	RPI 150+				
12- 19	1- 5	0- 3	OVERALL	2- 8	3- 1	6- 2				
7- 8	0- 3	0- 0	HOME	1- 4	2- 1	4- 0				
4- 9	1- 1	0- 3	AWAY	1- 3	1- 0	1- 2				
1- 2	0- 1	0- 0	NEUTRAL	0- 1	0- 0	1- 0				
5- 6	0- 2	0- 2	NON-CONFERENCE	0- 0	1- 1	4- 1				
5- 1	0- 0	0- 0	HOME	0- 0	1- 1	4- 0				
0- 4	0- 1	0- 2	AWAY	0- 0	0- 0	0- 1				
0- 1	0- 1	0- 0	NEUTRAL	0- 0	0- 0	0- 0				
7- 13	1- 3	0- 1	CONFERENCE	2- 8	2- 0	2- 1				
2- 7	0- 3	0- 0	HOME	1- 4	1- 0	0- 0				
4- 5	1- 0	0- 1	AWAY	1- 3	1- 0	1- 1				
1- 1	0- 0	0- 0	NEUTRAL	0- 1	0- 0	1- 0				

RPI S	Opponent	Score	RPI S	Opponent	Score	RPI S	Opponent	Score	RPI S	Opponent	Score	Team's RPI: 130
7	H Ohio St.	63 77	27	A Tennessee	66 74	52	H Rutgers	62 74	101	A Northwestern	73 54	
8	H Maryland	53 89	38	A St. Bonaventure	60 70	58	A Iowa	82 69	101	H Northwestern	79 72	
16	N BYU	51 63	45	A Indiana	55 76	58	H Iowa	81 68	120	H Virginia Tech	59 64	
17	A Michigan St.	65 61				64	H Purdue	78 88	126	H Youngstown St.	68 51	
17	H Michigan St.	55 71				64	N Purdue	59 70	159	H Fordham	75 59	
21	A South Fla.	79 101				75	A Michigan	73 78	180	A Illinois	65 56	
						75	H Michigan	87 91	180	N Illinois	75 66	
						80	A Minnesota	85 98	195	A Wisconsin	62 82	
						95	A Nebraska	69 87	197	H Sacred Heart	83 46	
						95	H Nebraska	78 83	254	H Holy Cross	86 82	
									275	H Central Conn. St.	73 47	
									298	A CSUN	73 81	
LAST 12 Division I GAMES:												
64	N Purdue	59 70	101	A Northwestern	73 54							
180	N Illinois	75 66	7	H Ohio St.	63 77							
16	N BYU	51 63	17	A Michigan St.	65 61							
45	A Indiana	55 76	52	H Rutgers	62 74							
58	H Iowa	81 68	95	A Nebraska	69 87							
75	A Michigan	73 78	64	H Purdue	78 88							

Non-Div I Games:

Penn St.

Pepperdine

Through Games Of March 6, 2016

Average RPI Win:	232	WON-LOST	WINNING	LAST 10	STRENGTH OF	OPP. STRENGTH	TEAM	ADJ.	CONF.	ADJ CONF.
Average RPI Loss:	119	RECORD	PCT. RANK	GAMES	SCHEDULE	OF SCHEDULE	RPI	RPI	RPI	RPI
DIV. I ONLY	7- 23	303	2- 8	104	125	266	266	8	8	
DIV. I NON-CONF.	4- 6	201	0- 1	233	292	236	236	9	9	
TOTALS	RPI 1-25	RPI 26-50	W-L RECORDS	RPI 51-100	RPI 101-150	RPI 150+				
7- 23	0- 3	1- 2	OVERALL	0- 7	0- 2	6- 9				
5- 8	0- 1	1- 0	HOME	0- 3	0- 1	4- 3				
1- 13	0- 1	0- 2	AWAY	0- 4	0- 1	1- 5				
1- 2	0- 1	0- 0	NEUTRAL	0- 0	0- 0	1- 1				
4- 6	0- 0	0- 1	NON-CONFERENCE	0- 1	0- 0	4- 4				
3- 1	0- 0	0- 0	HOME	0- 0	0- 0	3- 1				
1- 4	0- 0	0- 1	AWAY	0- 1	0- 0	1- 2				
0- 1	0- 0	0- 0	NEUTRAL	0- 0	0- 0	0- 1				
3- 17	0- 3	1- 1	CONFERENCE	0- 6	0- 2	2- 5				
2- 7	0- 1	1- 0	HOME	0- 3	0- 1	1- 2				
0- 9	0- 1	0- 1	AWAY	0- 3	0- 1	0- 3				
1- 1	0- 1	0- 0	NEUTRAL	0- 0	0- 0	1- 0				

RPI S	Opponent	Score	RPI S	Opponent	Score	RPI S	Opponent	Score	RPI S	Opponent	Score	Team's RPI: 266
16 A	BYU	64 69	46 A	St. Mary's (CA)	72 88	61 A	Santa Clara	50 84	109 A	Gonzaga	39 56	
16 H	BYU	66 77	46 H	St. Mary's (CA)	62 58	61 H	Santa Clara	60 62	109 H	Gonzaga	57 74	
16 N	BYU	59 72	49 A	Albany (NY)	49 64	66 A	Army West Point	53 63	169 N	George Mason	63 71	
						82 A	San Diego	55 74	172 A	Pacific	62 65	
						82 H	San Diego	54 70	172 H	Pacific	64 92	
						90 A	San Francisco	75 99	172 N	Pacific	81 72	
						90 H	San Francisco	74 81	176 A	New Mexico	52 60	
									187 H	Cal Poly	47 61	
									202 A	UNLV	63 83	
									212 A	CSU Bakersfield	76 73	
									238 A	Loyola Marymount	69 79	
									238 H	Loyola Marymount	77 83	
									267 H	UC Santa Barbara	71 69	
									286 A	Portland	79 81	
									286 H	Portland	74 62	
									300 H	Denver	64 60	
									339 H	Cal St. Fullerton	81 75	
LAST 12 Division I GAMES:												
16 N	BYU	59 72	172 H	Pacific	64 92							
172 N	Pacific	81 72	46 H	St. Mary's (CA)	62 58							
169 N	George Mason	63 71	109 A	Gonzaga	39 56							
238 H	Loyola Marymount	77 83	286 A	Portland	79 81							
61 A	Santa Clara	50 84	16 H	BYU	66 77							
90 A	San Francisco	75 99	82 H	San Diego	54 70							

Non-Div I Games: Alas. Anchorage 61 94

Pepperdine

Loss, Non-Conf, S Site, H Home A Away N Neutral

Average RPI Win:	231	WON-LOST	WINNING	LAST 10	STRENGTH OF	OPP. STRENGTH	TEAM	ADJ.	CONF.	ADJ CONF.
Average RPI Loss:	41	RECORD	PCT. RANK	GAMES	SCHEDULE	OF SCHEDULE	RPI	RPI	RPI	RPI
DIV. I ONLY	13- 18	221	4- 6	40	66	125	125	4	4	
DIV. I NON-CONF.	8- 5	120	0- 0	148	242	137	137	5	5	
TOTALS	RPI 1-25	RPI 26-50	W-L RECORDS	RPI 51-100	RPI 101-150	RPI 150+				
13- 18	0- 8	0- 5	OVERALL	0- 3	2- 2	11- 0				
6- 9	0- 5	0- 2	HOME	0- 1	0- 1	6- 0				
5- 6	0- 2	0- 2	AWAY	0- 1	2- 1	3- 0				
2- 3	0- 1	0- 1	NEUTRAL	0- 1	0- 0	2- 0				
8- 5	0- 2	0- 1	NON-CONFERENCE	0- 2	0- 0	8- 0				
6- 1	0- 1	0- 0	HOME	0- 0	0- 0	6- 0				
1- 2	0- 0	0- 1	AWAY	0- 1	0- 0	1- 0				
1- 2	0- 1	0- 0	NEUTRAL	0- 1	0- 0	1- 0				
5- 13	0- 6	0- 4	CONFERENCE	0- 1	2- 2	3- 0				
0- 8	0- 4	0- 2	HOME	0- 1	0- 1	0- 0				
4- 4	0- 2	0- 1	AWAY	0- 0	2- 1	2- 0				
1- 1	0- 0	0- 1	NEUTRAL	0- 0	0- 0	1- 0				

RPI S	Opponent	Score	RPI S	Opponent	Score	RPI S	Opponent	Score	RPI S	Opponent	Score	Team's RPI: 125
1	H Notre Dame	55 65	28	A Miami (FL)	55 79	60	N South Dakota St.	54 55	108	A Virginia	58 55	
8	N Maryland	49 70	28	N Miami (FL)	55 77	72	H Georgia Tech	60 66	116	A Boston College	43 54	
13	A Syracuse	48 71	32	A Princeton	47 61	75	A Michigan	45 82	120	A Virginia Tech	59 48	
13	H Syracuse	56 70	47	H Duke	48 70				139	H Wake Forest	49 60	
14	A Louisville	36 65	49	H North Carolina St.	76 78				153	A North Carolina	76 60	
14	H Louisville	61 84							153	N North Carolina	82 72	
15	H Florida St.	55 66							154	N Old Dominion	67 58	
18	H Duquesne	65 79							254	H Holy Cross	56 50	
									259	A Clemson	59 56	
									263	A Saint Francis (PA)	74 59	
									276	H American	76 58	
									284	H Rider	75 44	
									317	H Mt. St. Mary's	74 57	
									322	H Delaware St.	77 43	
									345	H Wagner	67 41	
LAST 12 Division I GAMES:												
28	N Miami (FL)	55 77	120	A Virginia Tech	59 48							
153	N North Carolina	82 72	14	H Louisville	61 84							
14	A Louisville	36 65	139	H Wake Forest	49 60							
72	H Georgia Tech	60 66	259	A Clemson	59 56							
13	H Syracuse	56 70	47	H Duke	48 70							
153	A North Carolina	76 60	108	A Virginia	58 55							

Non-Div I Games:

Pittsburgh

■ Loss,
 ■ Non-Conf, S Site,
 ■ Home
 ■ Away
 N Neutral

Portland

Through Games Of March 6, 2016

Average RPI Win:	295	WON-LOST	WINNING	LAST 10	STRENGTH OF	OPP. STRENGTH	TEAM	ADJ.	CONF.	ADJ CONF.
Average RPI Loss:	125	RECORD	PCT. RANK	GAMES	SCHEDULE	OF SCHEDULE	RPI	RPI	RPI	RPI
DIV. I ONLY	2- 27	346	1- 9	71	139	286	286	8	8	
DIV. I NON-CONF.	1- 9	325	0- 0	68	284	265	265	9	9	
TOTALS	RPI 1-25	RPI 26-50	W-L RECORDS	RPI 51-100	RPI 101-150	RPI 150+				
2- 27	0- 3	0- 3	OVERALL	0- 7	0- 3	2- 11				
1- 13	0- 2	0- 1	HOME	0- 3	0- 2	1- 5				
1- 13	0- 1	0- 2	AWAY	0- 4	0- 1	1- 5				
0- 1	0- 0	0- 0	NEUTRAL	0- 0	0- 0	0- 1				
1- 9	0- 1	0- 1	NON-CONFERENCE	0- 1	0- 1	1- 5				
0- 5	0- 1	0- 0	HOME	0- 0	0- 1	0- 3				
1- 4	0- 0	0- 1	AWAY	0- 1	0- 0	1- 2				
0- 0	0- 0	0- 0	NEUTRAL	0- 0	0- 0	0- 0				
1- 18	0- 2	0- 2	CONFERENCE	0- 6	0- 2	1- 6				
1- 8	0- 1	0- 1	HOME	0- 3	0- 1	1- 2				
0- 9	0- 1	0- 1	AWAY	0- 3	0- 1	0- 3				
0- 1	0- 0	0- 0	NEUTRAL	0- 0	0- 0	0- 1				

RPI S	Opponent	Score	RPI S	Opponent	Score	RPI S	Opponent	Score	RPI S	Opponent	Score	Team's RPI: 286
5	H Oregon St.	50 94	33	A Washington	65 83	61	A Santa Clara	47 66	109	A Gonzaga	51 86	
16	A BYU	66 78	46	A St. Mary's (CA)	53 95	61	H Santa Clara	45 67	109	H Gonzaga	63 71	
16	H BYU	59 84	46	H St. Mary's (CA)	51 78	82	A San Diego	43 71	149	H Boise St.	49 89	
						82	H San Diego	67 77	151	A Montana St.	57 86	
						85	A Oregon	52 93	162	A Montana	67 90	
						90	A San Francisco	69 90	172	A Pacific	38 87	
						90	H San Francisco	63 82	172	H Pacific	64 72	
									182	H Weber St.	55 57	
									188	H UC Davis	47 72	
									238	A Loyola Marymount	52 62	
									238	H Loyola Marymount	62 77	
									238	N Loyola Marymount	72 85	
									266	A Pepperdine	62 74	
									266	H Pepperdine	81 79	
									298	H CSUN	62 68	
									323	A Portland St.	69 53	
LAST 12 Division I GAMES:												
238	N Loyola Marymount	72 85	238	H Loyola Marymount	62 77							
82	H San Diego	67 77	266	H Pepperdine	81 79							
16	H BYU	59 84	61	A Santa Clara	47 66							
46	A St. Mary's (CA)	53 95	90	A San Francisco	69 90							
172	A Pacific	38 87	46	H St. Mary's (CA)	51 78							
109	A Gonzaga	51 86	172	H Pacific	64 72							

Non-Div I Games: Willamette 73 54

Portland

Loss, Non-Conf, S Site, H Home A Away N Neutral

Average RPI Win:	263	WON-LOST	WINNING	LAST 10	STRENGTH OF	OPP. STRENGTH	TEAM	ADJ.	CONF.	ADJ CONF.
Average RPI Loss:	175	RECORD	PCT. RANK	GAMES	SCHEDULE	OF SCHEDULE	RPI	RPI	RPI	RPI
DIV. I ONLY	3- 24	339	1- 9	153	295	323	323	19	19	
DIV. I NON-CONF.	1- 8	320	0- 0	240	304	334	334	23	23	
TOTALS	RPI 1-25	RPI 26-50	W-L RECORDS	RPI 51-100	RPI 101-150	RPI 150+				
3- 24	0- 0	0- 0	OVERALL	0- 4	0- 3	3- 17				
2- 11	0- 0	0- 0	HOME	0- 1	0- 1	2- 9				
1- 13	0- 0	0- 0	AWAY	0- 3	0- 2	1- 8				
0- 0	0- 0	0- 0	NEUTRAL	0- 0	0- 0	0- 0				
1- 8	0- 0	0- 0	NON-CONFERENCE	0- 3	0- 1	1- 4				
1- 3	0- 0	0- 0	HOME	0- 0	0- 0	1- 3				
0- 5	0- 0	0- 0	AWAY	0- 3	0- 1	0- 1				
0- 0	0- 0	0- 0	NEUTRAL	0- 0	0- 0	0- 0				
2- 16	0- 0	0- 0	CONFERENCE	0- 1	0- 2	2- 13				
1- 8	0- 0	0- 0	HOME	0- 1	0- 1	1- 6				
1- 8	0- 0	0- 0	AWAY	0- 0	0- 1	1- 7				
0- 0	0- 0	0- 0	NEUTRAL	0- 0	0- 0	0- 0				

RPI S	Opponent	Score	RPI S	Opponent	Score	RPI S	Opponent	Score	RPI S	Opponent	Score	Team's RPI: 323
						60	A South Dakota St.	65 74	129	A Long Beach St.	71 89	
						62	A South Dakota	61 103	135	A Idaho	63 84	
						85	A Oregon	59 122	135	H Idaho	65 94	
						94	H North Dakota	62 75	151	A Montana St.	64 74	
									151	H Montana St.	59 106	
									162	A Montana	57 76	
									162	H Montana	58 79	
									167	A Sacramento St.	91 132	
									167	H Sacramento St.	78 126	
									173	H Northern Colo.	59 70	
									181	A Eastern Wash.	57 70	
									181	H Eastern Wash.	81 79	
									182	A Weber St.	73 102	
									182	H Weber St.	58 75	
									188	H UC Davis	70 82	
									201	A Idaho St.	70 71	
									201	H Idaho St.	42 64	
									271	H Seattle	64 85	
									286	H Portland	53 69	
									298	H CSUN	83 77	
									310	A Northern Ariz.	88 80	
									335	A Southern Utah	64 76	
									339	A Cal St. Fullerton	69 84	
LAST 12 Division I GAMES:												
			335	A Southern Utah	64 76		182	H Weber St.	58 75			
			310	A Northern Ariz.	88 80		201	H Idaho St.	42 64			
			173	H Northern Colo.	59 70		162	A Montana	57 76			
			94	H North Dakota	62 75		151	A Montana St.	64 74			
			181	A Eastern Wash.	57 70		135	H Idaho	65 94			
			135	A Idaho	63 84		181	H Eastern Wash.	81 79			

Non-Div I Games: Warner Pacific 64 76 Corban 90 76

Portland St.

Loss, Non-Conf, S Site, H Home A Away N Neutral

Average RPI Win:	307	WON-LOST	WINNING	LAST 10	STRENGTH OF	OPP. STRENGTH	TEAM	ADJ.	CONF.	ADJ CONF.
Average RPI Loss:	201	RECORD	PCT. RANK	GAMES	SCHEDULE	OF SCHEDULE	RPI	RPI	RPI	RPI
DIV. I ONLY	12- 14	201	4- 6	344	336	279	279	31	31	
DIV. I NON-CONF.	3- 5	218	0- 0	302	126	226	226	31	31	
TOTALS	RPI 1-25	RPI 26-50	W-L RECORDS	RPI 51-100	RPI 101-150	RPI 150+				
12- 14	0- 1	0- 0	OVERALL	0- 1	0- 1	12- 11				
6- 4	0- 0	0- 0	HOME	0- 0	0- 0	6- 4				
6- 9	0- 1	0- 0	AWAY	0- 0	0- 0	6- 0				
0- 1	0- 0	0- 0	NEUTRAL	0- 0	0- 0	0- 1				
3- 5	0- 1	0- 0	NON-CONFERENCE	0- 1	0- 1	3- 2				
1- 0	0- 0	0- 0	HOME	0- 0	0- 0	1- 0				
2- 4	0- 1	0- 0	AWAY	0- 1	0- 1	2- 1				
0- 1	0- 0	0- 0	NEUTRAL	0- 0	0- 0	0- 1				
9- 9	0- 0	0- 0	CONFERENCE	0- 0	0- 0	9- 9				
5- 4	0- 0	0- 0	HOME	0- 0	0- 0	5- 4				
4- 5	0- 0	0- 0	AWAY	0- 0	0- 0	4- 5				
0- 0	0- 0	0- 0	NEUTRAL	0- 0	0- 0	0- 0				

RPI 1-25				RPI 26-50				RPI 51-100				RPI 101+ Team's RPI: 279			
RPI	S	Opponent	Score	RPI	S	Opponent	Score	RPI	S	Opponent	Score	RPI	S	Opponent	Score
19	A	Texas A&M	30 88					72	A	Georgia Tech	48 96	106	A	TCU	60 69
												155	A	Southern U.	45 72
												155	H	Southern U.	55 65
												183	A	Louisiana Tech	77 68
												186	A	Grambling	66 69
												186	H	Grambling	44 51
												235	A	Texas Southern	65 72
												235	H	Texas Southern	43 50
												251	A	Alabama St.	54 65
												251	H	Alabama St.	63 60
												287	H	Lamar	80 72
												291	A	Wichita St.	36 64
												295	A	Alcorn	65 70
												295	H	Alcorn	58 54
												304	A	Nicholls St.	81 70
												307	A	Jackson St.	62 52
												307	H	Jackson St.	67 77
												324	N	North Dakota St.	58 79
												334	A	Ark.-Pine Bluff	70 66
												334	H	Ark.-Pine Bluff	70 55
												346	A	Alabama A&M	67 52
												346	H	Alabama A&M	93 72
												349	A	Mississippi Val.	81 50
												349	H	Mississippi Val.	80 57
LAST 12 Division I GAMES:															
155	A	Southern U.	45 72	307	H	Jackson St.	67 77	186	H	Grambling	44 51	235	H	Texas Southern	43 50
295	A	Alcorn	65 70	251	A	Alabama St.	54 65	346	A	Alabama A&M	67 52	349	H	Mississippi Val.	80 57
346	H	Alabama A&M	93 72	349	A	Mississippi Val.	81 50								
251	H	Alabama St.	63 60												
349	A	Mississippi Val.	81 50												
334	A	Ark.-Pine Bluff	70 66												

Non-Div I Games: Howard Payne 86 46

Prairie View

Loss, Non-Conf, S Site, H Home A Away N Neutral

Presbyterian

Through Games Of March 6, 2016

Average RPI Win:	267	WON-LOST	WINNING	LAST 10	STRENGTH OF	OPP. STRENGTH	TEAM	ADJ.	CONF.	ADJ CONF.
Average RPI Loss:	182	RECORD	PCT. RANK	GAMES	SCHEDULE	OF SCHEDULE	RPI	RPI	RPI	RPI
DIV. I ONLY	14- 12	151	6- 4	304	281	208	208	26	26	
DIV. I NON-CONF.	1- 5	304	0- 0	338	92	342	342	29	29	
TOTALS	RPI 1-25	RPI 26-50	W-L RECORDS	RPI 51-100	RPI 101-150	RPI 150+				
14- 12	0- 0	0- 0	OVERALL	0- 1	2- 4	12- 7				
9- 2	0- 0	0- 0	HOME	0- 0	1- 1	8- 1				
5- 10	0- 0	0- 0	AWAY	0- 1	1- 3	4- 6				
0- 0	0- 0	0- 0	NEUTRAL	0- 0	0- 0	0- 0				
1- 5	0- 0	0- 0	NON-CONFERENCE	0- 1	0- 2	1- 2				
1- 0	0- 0	0- 0	HOME	0- 0	0- 0	1- 0				
0- 5	0- 0	0- 0	AWAY	0- 1	0- 2	0- 2				
0- 0	0- 0	0- 0	NEUTRAL	0- 0	0- 0	0- 0				
13- 7	0- 0	0- 0	CONFERENCE	0- 0	2- 2	11- 5				
8- 2	0- 0	0- 0	HOME	0- 0	1- 1	7- 1				
5- 5	0- 0	0- 0	AWAY	0- 0	1- 1	4- 4				
0- 0	0- 0	0- 0	NEUTRAL	0- 0	0- 0	0- 0				

RPI 1-25				RPI 26-50				RPI 51-100				RPI 101+				Team's RPI: 208	
RPI	S	Opponent	Score	RPI	S	Opponent	Score	RPI	S	Opponent	Score	RPI	S	Opponent	Score		
								74	A	Vanderbilt	38	56	120	A	Virginia Tech	44	58
												128	A	Liberty	57	49	
												128	H	Liberty	60	42	
												132	A	UNC Asheville	59	68	
												132	H	UNC Asheville	63	72	
												147	A	East Carolina	57	84	
												175	A	Radford	40	42	
												175	H	Radford	53	64	
												200	A	Colorado	60	72	
												206	A	Gardner-Webb	40	51	
												206	H	Gardner-Webb	60	53	
												253	A	High Point	47	61	
												253	H	High Point	82	70	
												268	A	Campbell	69	45	
												268	H	Campbell	64	54	
												283	A	Coastal Caro.	47	60	
												283	H	Coastal Caro.	66	42	
												288	A	Kennesaw St.	47	49	
												292	A	Charleston So.	63	49	
												292	H	Charleston So.	52	37	
												308	A	Longwood	59	38	
												308	H	Longwood	75	49	
												326	A	Winthrop	59	48	
												326	H	Winthrop	77	44	
												348	H	N.C. Central	60	50	
LAST 12 Division I GAMES:																	
				128	A	Liberty	57	49				292	H	Charleston So.	52	37	
				175	A	Radford	40	42				253	A	High Point	47	61	
				326	H	Winthrop	77	44				308	H	Longwood	75	49	
				283	A	Coastal Caro.	47	60				206	H	Gardner-Webb	60	53	
				268	H	Campbell	64	54				132	A	UNC Asheville	59	68	
				206	A	Gardner-Webb	40	51				283	H	Coastal Caro.	66	42	

Non-Div I Games: Warren Wilson 95 56 Columbia (SC) 104 37 Brevard 70 53

Presbyterian

Loss, Non-Conf, S Site, H Home A Away N Neutral

Average RPI Win:	188	WON-LOST	WINNING	LAST 10	STRENGTH OF	OPP. STRENGTH	TEAM	ADJ.	CONF.	ADJ CONF.
Average RPI Loss:	40	RECORD	PCT. RANK	GAMES	SCHEDULE	OF SCHEDULE	RPI	RPI	RPI	RPI
DIV. I ONLY	23- 4	17	10- 0	151	97	32	32	10	10	
DIV. I NON-CONF.	11- 3	54	0- 0	213	51	63	63	12	12	
TOTALS	RPI 1-25	RPI 26-50	W-L RECORDS	RPI 51-100	RPI 101-150	RPI 150+				
23- 4	1- 1	0- 2	OVERALL	3- 1	1- 0	18- 0				
13- 0	1- 0	0- 0	HOME	2- 0	1- 0	9- 0				
8- 4	0- 1	0- 2	AWAY	1- 1	0- 0	7- 0				
2- 0	0- 0	0- 0	NEUTRAL	0- 0	0- 0	2- 0				
11- 3	1- 1	0- 1	NON-CONFERENCE	1- 1	1- 0	8- 0				
7- 0	1- 0	0- 0	HOME	1- 0	1- 0	4- 0				
2- 3	0- 1	0- 1	AWAY	0- 1	0- 0	2- 0				
2- 0	0- 0	0- 0	NEUTRAL	0- 0	0- 0	2- 0				
12- 1	0- 0	0- 1	CONFERENCE	2- 0	0- 0	10- 0				
6- 0	0- 0	0- 0	HOME	1- 0	0- 0	5- 0				
6- 1	0- 0	0- 1	AWAY	1- 0	0- 0	5- 0				
0- 0	0- 0	0- 0	NEUTRAL	0- 0	0- 0	0- 0				

RPI 1-25				RPI 26-50				Team's RPI: 32	RPI 51-100				RPI 101+			
RPI	S	Opponent	Score	RPI	S	Opponent	Score		RPI	S	Opponent	Score	RPI	S	Opponent	Score
7	A	Ohio St.	70 90	34	A	Seton Hall	64 71		75	H	Michigan	74 57	125	H	Pittsburgh	61 47
18	H	Duquesne	94 66	36	A	Penn	48 50		84	A	Dayton	81 85	156	A	Yale	94 81
									92	A	Harvard	92 83	156	H	Yale	65 50
									92	H	Harvard	79 69	159	H	Fordham	55 44
													161	A	Marist	77 44
													170	A	Cornell	94 57
													170	H	Cornell	71 51
													205	A	Brown	83 57
													205	H	Brown	72 53
													207	H	Hampton	79 55
													214	A	Dartmouth	85 48
													214	H	Dartmouth	68 42
													243	H	Monmouth	81 70
													249	A	Columbia	77 48
													249	H	Columbia	86 54
													271	N	Seattle	85 48
													276	H	American	72 34
													284	A	Rider	78 59
													336	N	UC Irvine	83 42
LAST 12 Division I GAMES:																
214	H	Dartmouth	68 42	249	H	Columbia	86 54									
92	H	Harvard	79 69	170	H	Cornell	71 51									
170	A	Cornell	94 57	92	A	Harvard	92 83									
249	A	Columbia	77 48	214	A	Dartmouth	85 48									
205	A	Brown	83 57	156	H	Yale	65 50									
156	A	Yale	94 81	205	H	Brown	72 53									

Non-Div I Games:

Princeton

Providence

Through Games Of March 6, 2016

Average RPI Win:	203	WON-LOST	WINNING	LAST 10	STRENGTH OF	OPP. STRENGTH	TEAM	ADJ.	CONF.	ADJ CONF.
Average RPI Loss:	100	RECORD	PCT. RANK	GAMES	SCHEDULE	OF SCHEDULE	RPI	RPI	RPI	RPI
DIV. I ONLY	5- 24	320	1- 9	70	88	265	265	6	6	
DIV. I NON-CONF.	4- 6	201	0- 0	86	265	194	194	6	6	
TOTALS	RPI 1-25	RPI 26-50	W-L RECORDS	RPI 51-100	RPI 101-150	RPI 150+				
5- 24	0- 2	0- 3	OVERALL	0- 9	1- 4	4- 6				
4- 11	0- 1	0- 1	HOME	0- 5	1- 1	3- 3				
1- 12	0- 1	0- 2	AWAY	0- 4	0- 2	1- 3				
0- 1	0- 0	0- 0	NEUTRAL	0- 0	0- 1	0- 0				
4- 6	0- 0	0- 1	NON-CONFERENCE	0- 1	0- 2	4- 2				
3- 3	0- 0	0- 0	HOME	0- 1	0- 1	3- 1				
1- 3	0- 0	0- 1	AWAY	0- 0	0- 1	1- 1				
0- 0	0- 0	0- 0	NEUTRAL	0- 0	0- 0	0- 0				
1- 18	0- 2	0- 2	CONFERENCE	0- 8	1- 2	0- 4				
1- 8	0- 1	0- 1	HOME	0- 4	1- 0	0- 2				
0- 9	0- 1	0- 1	AWAY	0- 4	0- 1	0- 2				
0- 1	0- 0	0- 0	NEUTRAL	0- 0	0- 1	0- 0				

RPI S Opponent	Score	RPI S Opponent	Score	RPI S Opponent	Score	RPI S Opponent	Score	Team's RPI: 265
20 A DePaul	50 96	34 A Seton Hall	54 71	51 A St. John's (NY)	54 69	116 H Boston College	41 67	
20 H DePaul	68 91	34 H Seton Hall	54 64	51 H St. John's (NY)	61 80	120 A Virginia Tech	46 62	
		49 A Albany (NY)	58 71	53 A Villanova	39 67	121 A Creighton	48 72	
				53 H Villanova	47 76	121 H Creighton	61 59	
				68 H FGCU	41 50	121 N Creighton	53 70	
				97 A Marquette	75 105	168 A Xavier	47 72	
				97 H Marquette	85 92	168 H Xavier	54 62	
				100 A Georgetown	53 63	179 A Butler	50 65	
				100 H Georgetown	51 82	179 H Butler	67 77	
						196 H Richmond	50 57	
						205 A Brown	47 57	
						213 A Rhode Island	64 55	
						217 H Hartford	69 50	
						222 H Bryant	88 78	
						243 H Monmouth	71 59	
LAST 12 Division I GAMES:								
121 N Creighton	53 70	179 A Butler	50 65					
34 A Seton Hall	54 71	168 A Xavier	47 72					
51 A St. John's (NY)	54 69	53 H Villanova	47 76					
97 H Marquette	85 92	100 H Georgetown	51 82					
20 H DePaul	68 91	20 A DePaul	50 96					
121 H Creighton	61 59	97 A Marquette	75 105					

Non-Div I Games:

Providence

Loss, Non-Conf, S Site, H Home A Away N Neutral

Average RPI Win:	134	WON-LOST	WINNING	LAST 10	STRENGTH OF	OPP. STRENGTH	TEAM	ADJ.	CONF.	ADJ CONF.
Average RPI Loss:	55	RECORD	PCT. RANK	GAMES	SCHEDULE	OF SCHEDULE	RPI	RPI	RPI	RPI
DIV. I ONLY	20- 11	83	4- 6	72	20	64	64	5	5	
DIV. I NON-CONF.	9- 2	37	0- 0	171	46	80	80	4	4	
TOTALS	RPI 1-25	RPI 26-50	W-L RECORDS	RPI 51-100	RPI 101-150	RPI 150+				
20- 11	1- 6	1- 0	OVERALL	8- 3	4- 1	6- 1				
12- 4	0- 1	1- 0	HOME	6- 2	0- 1	5- 0				
5- 5	0- 3	0- 0	AWAY	2- 1	2- 0	1- 1				
3- 2	1- 2	0- 0	NEUTRAL	0- 0	2- 0	0- 0				
9- 2	1- 1	0- 0	NON-CONFERENCE	3- 0	1- 1	4- 0				
6- 1	0- 0	0- 0	HOME	3- 0	0- 1	3- 0				
1- 0	0- 0	0- 0	AWAY	0- 0	0- 0	1- 0				
2- 1	1- 1	0- 0	NEUTRAL	0- 0	1- 0	0- 0				
11- 9	0- 5	1- 0	CONFERENCE	5- 3	3- 0	2- 1				
6- 3	0- 1	1- 0	HOME	3- 2	0- 0	2- 0				
4- 5	0- 3	0- 0	AWAY	2- 1	2- 0	0- 1				
1- 1	0- 1	0- 0	NEUTRAL	0- 0	1- 0	0- 0				

RPI S	Opponent	Score	RPI S	Opponent	Score	RPI S	Opponent	Score	RPI S	Opponent	Score
7 A	Ohio St.	70 90	45 H	Indiana	63 53	52 H	Rutgers	74 68	101 A	Northwestern	85 71
8 A	Maryland	59 73				57 H	Ball St.	73 63	116 H	Boston College	56 58
8 H	Maryland	67 87				58 A	Iowa	55 63	119 N	LSU	69 52
9 N	Stanford	65 71				58 H	Iowa	90 73	130 A	Penn St.	88 78
14 N	Louisville	62 60				63 H	Maine	56 33	130 N	Penn St.	70 59
17 A	Michigan St.	56 68				75 A	Michigan	65 63	180 H	Illinois	69 65
17 N	Michigan St.	64 65				75 H	Michigan	61 68	195 A	Wisconsin	57 64
						80 H	Minnesota	84 72	195 H	Wisconsin	68 48
						84 H	Dayton	61 58	252 H	Ill.-Chicago	62 51
						95 A	Nebraska	68 50	296 H	Jacksonville St.	67 48
						95 H	Nebraska	61 62	327 A	North Florida	70 47
									329 H	Incarinate Word	95 27
LAST 12 Division I GAMES:											
17 N	Michigan St.	64 65	75 H	Michigan	61 68						
130 N	Penn St.	70 59	8 A	Maryland	59 73						
195 H	Wisconsin	68 48	195 A	Wisconsin	57 64						
52 H	Rutgers	74 68	8 H	Maryland	67 87						
95 A	Nebraska	68 50	130 A	Penn St.	88 78						
58 A	Iowa	55 63	17 A	Michigan St.	56 68						

Non-Div I Games:

Purdue

■ Loss,
■ Non-Conf, S Site,
■ Home
■ Away
N Neutral

Average RPI Win: 262	WON-LOST	WINNING	LAST 10	STRENGTH OF	OPP. STRENGTH	TEAM	ADJ.	CONF.	ADJ CONF.
Average RPI Loss: 167	RECORD	PCT. RANK	GAMES	SCHEDULE	OF SCHEDULE	RPI	RPI	RPI	RPI
DIV. I ONLY	15- 12	144	7- 3	262	283	175	175	26	26
DIV. I NON-CONF.	2- 5	253	0- 0	225	99	256	256	29	29
TOTALS	RPI 1-25	RPI 26-50	W-L RECORDS	RPI 51-100	RPI 101-150	RPI 150+			
15- 12	0- 0	0- 1	OVERALL	0- 0	0- 6	15- 5			
9- 3	0- 0	0- 0	HOME	0- 0	0- 2	9- 1			
6- 9	0- 0	0- 1	AWAY	0- 0	0- 4	6- 4			
0- 0	0- 0	0- 0	NEUTRAL	0- 0	0- 0	0- 0			
2- 5	0- 0	0- 1	NON-CONFERENCE	0- 0	0- 2	2- 2			
2- 0	0- 0	0- 0	HOME	0- 0	0- 0	2- 0			
0- 5	0- 0	0- 1	AWAY	0- 0	0- 2	0- 2			
0- 0	0- 0	0- 0	NEUTRAL	0- 0	0- 0	0- 0			
13- 7	0- 0	0- 0	CONFERENCE	0- 0	0- 4	13- 3			
7- 3	0- 0	0- 0	HOME	0- 0	0- 2	7- 1			
6- 4	0- 0	0- 0	AWAY	0- 0	0- 2	6- 2			
0- 0	0- 0	0- 0	NEUTRAL	0- 0	0- 0	0- 0			

RPI 1-25			RPI 26-50			RPI 51-100			RPI 101+ Team's RPI: 175		
RPI	S	Opponent	Score	RPI	S	Opponent	Score	RPI	S	Opponent	Score
				49	A	North Carolina St.	52 67				
								120	A	Virginia Tech	40 47
								126	A	Youngstown St.	53 54
								128	A	Liberty	53 67
								128	H	Liberty	43 49
								132	A	UNC Asheville	48 58
								132	H	UNC Asheville	46 54
								168	A	Xavier	56 63
								169	H	George Mason	66 63
								189	H	Davidson	79 68
								206	A	Gardner-Webb	50 54
								206	H	Gardner-Webb	54 51
								208	A	Presbyterian	64 53
								208	H	Presbyterian	42 40
								253	A	High Point	66 71
								253	H	High Point	54 56
								268	A	Campbell	57 32
								268	H	Campbell	62 59
								283	A	Coastal Caro.	49 36
								283	H	Coastal Caro.	61 45
								292	A	Charleston So.	61 50
								292	H	Charleston So.	55 40
								305	A	Wofford	70 79
								308	A	Longwood	79 67
								308	H	Longwood	80 64
								326	A	Winthrop	67 38
								326	H	Winthrop	66 44
LAST 12 Division I GAMES:											
268	A	Campbell	57 32	206	H	Gardner-Webb	54 51				
208	H	Presbyterian	42 40	128	A	Liberty	53 67				
326	A	Winthrop	67 38	283	A	Coastal Caro.	49 36				
308	H	Longwood	80 64	132	H	UNC Asheville	46 54				
132	A	UNC Asheville	48 58	253	H	High Point	54 56				
292	A	Charleston So.	61 50	206	A	Gardner-Webb	50 54				

Non-Div I Games: Concord 92 36 Lees-McRae 84 39

Radford

Loss, Non-Conf, S Site, H Home A Away N Neutral

Rhode Island

Through Games Of March 6, 2016

Average RPI Win:	235	WON-LOST	WINNING	LAST 10	STRENGTH OF	OPP. STRENGTH	TEAM	ADJ.	CONF.	ADJ CONF.
Average RPI Loss:	106	RECORD	PCT. RANK	GAMES	SCHEDULE	OF SCHEDULE	RPI	RPI	RPI	RPI
DIV. I ONLY	12- 18	232	2- 8	179	98	213	213	7	7	
DIV. I NON-CONF.	6- 6	160	0- 0	296	176	234	234	8	8	
TOTALS	RPI 1-25	RPI 26-50	W-L RECORDS	RPI 51-100	RPI 101-150	RPI 150+				
12- 18	0- 3	0- 3	OVERALL	1- 4	1- 2	10- 6				
5- 9	0- 2	0- 2	HOME	1- 2	0- 0	4- 3				
6- 7	0- 1	0- 1	AWAY	0- 1	0- 2	6- 2				
1- 2	0- 0	0- 0	NEUTRAL	0- 1	1- 0	0- 1				
6- 6	0- 1	0- 1	NON-CONFERENCE	1- 0	0- 1	5- 3				
3- 3	0- 1	0- 1	HOME	1- 0	0- 0	2- 1				
3- 2	0- 0	0- 0	AWAY	0- 0	0- 1	3- 1				
0- 1	0- 0	0- 0	NEUTRAL	0- 0	0- 0	0- 1				
6- 12	0- 2	0- 2	CONFERENCE	0- 4	1- 1	5- 3				
2- 6	0- 1	0- 1	HOME	0- 2	0- 0	2- 2				
3- 5	0- 1	0- 1	AWAY	0- 1	0- 1	3- 1				
1- 1	0- 0	0- 0	NEUTRAL	0- 1	1- 0	0- 0				

RPI	S	Opponent	Score	RPI	S	Opponent	Score	RPI	S	Opponent	Score	RPI	S	Opponent	Score	Team's RPI: 213
13	H	Syracuse	54 57	26	A	George Washington	52 68	54	A	Saint Louis	60 77	115	A	Saint Joseph's	63 74	
18	A	Duquesne	56 61	38	H	St. Bonaventure	56 69	54	N	Saint Louis	59 70	115	N	Saint Joseph's	81 76	
18	H	Duquesne	70 79	49	H	Albany (NY)	58 67	71	H	VCU	36 49	134	A	Marshall	62 72	
								84	H	Dayton	53 67	159	A	Fordham	42 50	
								92	H	Harvard	56 52	169	H	George Mason	65 68	
												189	H	Davidson	78 62	
												196	A	Richmond	57 50	
												205	A	Brown	63 67	
												207	N	Hampton	54 59	
												214	A	Dartmouth	57 41	
												221	A	Massachusetts	80 79	
												221	H	Massachusetts	64 71	
												249	H	Columbia	57 56	
												265	H	Providence	55 64	
												282	A	La Salle	72 61	
												282	H	La Salle	62 52	
												311	A	FIU	68 50	
												320	H	UMass Lowell	72 64	
												344	A	Boston U.	57 41	
LAST 12 Division I GAMES:																
54	N	Saint Louis	59 70	169	H	George Mason	65 68									
115	N	Saint Joseph's	81 76	18	A	Duquesne	56 61									
54	A	Saint Louis	60 77	84	H	Dayton	53 67									
221	H	Massachusetts	64 71	282	H	La Salle	62 52									
115	A	Saint Joseph's	63 74	159	A	Fordham	42 50									
71	H	VCU	36 49	221	A	Massachusetts	80 79									

Non-Div I Games:

Rhode Island

■ Loss,
■ Non-Conf,
■ S Site,
■ H Home
■ A Away
N Neutral

Average RPI Win:	222	WON-LOST	WINNING	LAST 10	STRENGTH OF	OPP. STRENGTH	TEAM	ADJ.	CONF.	ADJ CONF.
Average RPI Loss:	130	RECORD	PCT. RANK	GAMES	SCHEDULE	OF SCHEDULE	RPI	RPI	RPI	RPI
DIV. I ONLY	8- 21	288	4- 6	100	124	233	233	13	13	
DIV. I NON-CONF.	1- 10	330	0- 0	72	154	260	260	11	11	
TOTALS	RPI 1-25	RPI 26-50	W-L RECORDS	RPI 51-100	RPI 101-150	RPI 150+				
8- 21	0- 3	0- 2	OVERALL	0- 4	0- 2	8- 10				
4- 10	0- 1	0- 1	HOME	0- 3	0- 0	4- 5				
4- 11	0- 2	0- 1	AWAY	0- 1	0- 2	4- 5				
0- 0	0- 0	0- 0	NEUTRAL	0- 0	0- 0	0- 0				
1- 10	0- 3	0- 0	NON-CONFERENCE	0- 1	0- 1	1- 5				
0- 5	0- 1	0- 0	HOME	0- 1	0- 0	0- 3				
1- 5	0- 2	0- 0	AWAY	0- 0	0- 1	1- 2				
0- 0	0- 0	0- 0	NEUTRAL	0- 0	0- 0	0- 0				
7- 11	0- 0	0- 2	CONFERENCE	0- 3	0- 1	7- 5				
4- 5	0- 0	0- 1	HOME	0- 2	0- 0	4- 2				
3- 6	0- 0	0- 1	AWAY	0- 1	0- 1	3- 3				
0- 0	0- 0	0- 0	NEUTRAL	0- 0	0- 0	0- 0				

RPI 1-25				RPI 26-50				RPI 51-100				RPI 101+ Team's RPI: 233			
RPI	S	Opponent	Score	RPI	S	Opponent	Score	RPI	S	Opponent	Score	RPI	S	Opponent	Score
2	A	Baylor	38 89	31	H	UTEP	54 60	67	H	Middle Tenn.	60 61	134	A	Marshall	52 81
6	H	Texas	47 70	37	A	Western Ky.	49 52	77	A	Charlotte	63 68	144	A	McNeese St.	53 61
12	A	Kentucky	39 72					77	H	Charlotte	58 69	154	A	Old Dominion	52 61
								92	H	Harvard	61 67	154	H	Old Dominion	68 46
												164	A	Fla. Atlantic	75 54
												165	H	UAB	55 64
												171	A	Southern Miss.	62 68
												171	H	Southern Miss.	49 59
												174	H	Loyola Chicago	50 57
												183	A	Louisiana Tech	61 63
												183	H	Louisiana Tech	84 77
												198	A	SFA	45 59
												235	H	Texas Southern	66 69
												236	A	Sam Houston St.	58 46
												240	A	North Texas	79 73
												240	H	North Texas	100 97
												246	H	UTSA	49 48
												285	H	Houston	59 62
												311	A	FIU	68 62
												313	A	A&M-Corpus Christi	55 60
LAST 12 Division I GAMES:															
154	A	Old Dominion	52 61	154	H	Old Dominion	68 46	77	H	Charlotte	58 69	171	A	Southern Miss.	62 68
77	A	Charlotte	63 68	183	H	Louisiana Tech	84 77	183	A	Louisiana Tech	61 63	240	A	North Texas	79 73
183	H	Louisiana Tech	84 77	171	H	Southern Miss.	49 59	240	H	Middle Tenn.	60 61				
171	H	Southern Miss.	49 59	311	A	FIU	68 62								
311	A	FIU	68 62	164	A	Fla. Atlantic	75 54								
164	A	Fla. Atlantic	75 54												

Non-Div I Games:

Rice

■ Loss,
■ Non-Conf, S Site,
■ Home
■ Away
N Neutral

Average RPI Win:	214	WON-LOST	WINNING	LAST 10	STRENGTH OF	OPP. STRENGTH	TEAM	ADJ.	CONF.	ADJ CONF.
Average RPI Loss:	104	RECORD	PCT. RANK	GAMES	SCHEDULE	OF SCHEDULE	RPI	RPI	RPI	RPI
DIV. I ONLY	13- 18	221	4- 6	147	90	196	196	7	7	
DIV. I NON-CONF.	7- 6	156	0- 0	291	158	217	217	8	8	
TOTALS	RPI 1-25	RPI 26-50	W-L RECORDS	RPI 51-100	RPI 101-150	RPI 150+				
13- 18	0- 1	0- 4	OVERALL	1- 5	0- 4	12- 4				
6- 8	0- 1	0- 2	HOME	1- 1	0- 1	5- 3				
4- 8	0- 0	0- 2	AWAY	0- 2	0- 3	4- 1				
3- 2	0- 0	0- 0	NEUTRAL	0- 2	0- 0	3- 0				
7- 6	0- 0	0- 1	NON-CONFERENCE	0- 1	0- 2	7- 2				
4- 2	0- 0	0- 1	HOME	0- 0	0- 0	4- 1				
1- 3	0- 0	0- 0	AWAY	0- 0	0- 2	1- 1				
2- 1	0- 0	0- 0	NEUTRAL	0- 1	0- 0	2- 0				
6- 12	0- 1	0- 3	CONFERENCE	1- 4	0- 2	5- 2				
2- 6	0- 1	0- 1	HOME	1- 1	0- 1	1- 2				
3- 5	0- 0	0- 2	AWAY	0- 2	0- 1	3- 0				
1- 1	0- 0	0- 0	NEUTRAL	0- 1	0- 0	1- 0				

RPI	S	Opponent	Score	RPI	S	Opponent	Score	RPI	S	Opponent	Score	RPI	S	Opponent	Score	Team's RPI: 196
18	H	Duquesne	44 65	26	A	George Washington	53 55	54	A	Saint Louis	48 73	108	A	Virginia	51 71	
				26	H	George Washington	47 62	71	A	VCU	42 53	115	A	Saint Joseph's	53 64	
				35	H	James Madison	47 73	71	H	VCU	62 50	115	H	Saint Joseph's	57 59	
				38	A	St. Bonaventure	43 66	71	N	VCU	42 62	139	A	Wake Forest	33 43	
								84	H	Dayton	48 60	154	H	Old Dominion	62 57	
								97	N	Marquette	80 98	159	H	Fordham	52 48	
												169	A	George Mason	57 50	
												178	H	Eastern Ky.	81 62	
												189	H	Davidson	59 67	
												189	N	Davidson	70 51	
												203	H	William & Mary	56 50	
												213	H	Rhode Island	50 57	
												215	H	Furman	62 69	
												221	A	Massachusetts	74 68	
												262	A	Appalachian St.	59 73	
												265	A	Providence	57 50	
												270	H	UNCW	63 53	
												282	A	La Salle	60 43	
												291	N	Wichita St.	63 50	
												328	N	Lafayette	54 46	
LAST 12 Division I GAMES:																
				71	N	VCU	42 62	71	H	VCU	62 50					
				189	N	Davidson	70 51	189	H	Davidson	59 67					
				115	H	Saint Joseph's	57 59	26	H	George Washington	47 62					
				26	A	George Washington	53 55	54	A	Saint Louis	48 73					
				169	A	George Mason	57 50	38	A	St. Bonaventure	43 66					
				159	H	Fordham	52 48	18	H	Duquesne	44 65					

Non-Div I Games:

Richmond

■ Loss,
■ Non-Conf,
■ S Site,
■ H Home
■ A Away
N Neutral

Average RPI Win: 287		WON-LOST	WINNING	LAST 10	STRENGTH OF	OPP. STRENGTH	TEAM	ADJ.	CONF.	ADJ CONF.
Average RPI Loss: 168		RECORD	PCT. RANK	GAMES	SCHEDULE	OF SCHEDULE	RPI	RPI	RPI	RPI
DIV. I ONLY		8- 22	291	4- 6	204	276	284	284	23	23
DIV. I NON-CONF.		3- 6	234	0- 0	84	318	206	206	22	22
TOTALS	RPI 1-25	RPI 26-50		W-L RECORDS		RPI 51-100	RPI 101-150	RPI 150+		
8- 22	0- 0	0- 1		OVERALL		0- 4	0- 3	8- 14		
4- 9	0- 0	0- 1		HOME		0- 1	0- 1	4- 6		
4- 11	0- 0	0- 0		AWAY		0- 2	0- 2	4- 7		
0- 2	0- 0	0- 0		NEUTRAL		0- 1	0- 0	0- 1		
3- 6	0- 0	0- 1		NON-CONFERENCE		0- 2	0- 1	3- 2		
2- 1	0- 0	0- 1		HOME		0- 0	0- 0	2- 0		
1- 3	0- 0	0- 0		AWAY		0- 1	0- 1	1- 1		
0- 2	0- 0	0- 0		NEUTRAL		0- 1	0- 0	0- 1		
5- 16	0- 0	0- 0		CONFERENCE		0- 2	0- 2	5- 12		
2- 8	0- 0	0- 0		HOME		0- 1	0- 1	2- 6		
3- 8	0- 0	0- 0		AWAY		0- 1	0- 1	3- 6		
0- 0	0- 0	0- 0		NEUTRAL		0- 0	0- 0	0- 0		

[illegible]

Non-Div I Games:

Rider

Loss, Non-Conf, S Site, H Home A Away N Neutral

Report Header				Through Games of March 9, 2010						
Average RPI Win:	283	WON-LOST	WINNING	LAST 10	STRENGTH OF	OPP. STRENGTH	TEAM	ADJ.	CONF.	ADJ CONF.
Average RPI Loss:	197	RECORD	PCT. RANK	GAMES	SCHEDULE	OF SCHEDULE	RPI	RPI	RPI	RPI
DIV. I ONLY	17- 12	124	7- 3	323	327	209	209	30	30	
DIV. I NON-CONF.	5- 5	160	0- 0	197	122	141	141	32	32	
TOTALS	RPI 1-25	RPI 26-50	W-L RECORDS	RPI 51-100	RPI 101-150	RPI 150+				
17- 12	0- 1	0- 0	OVERALL	0- 2	0- 2	17- 7				
10- 3	0- 0	0- 0	HOME	0- 0	0- 1	10- 2				
7- 9	0- 0	0- 0	AWAY	0- 0	0- 0	7- 0				
0- 0	0- 0	0- 0	NEUTRAL	0- 0	0- 0	0- 0				
5- 5	0- 1	0- 0	NON-CONFERENCE	0- 2	0- 2	5- 0				
2- 1	0- 0	0- 0	HOME	0- 0	0- 1	2- 0				
3- 4	0- 1	0- 0	AWAY	0- 2	0- 1	3- 0				
0- 0	0- 0	0- 0	NEUTRAL	0- 0	0- 0	0- 0				
12- 7	0- 0	0- 0	CONFERENCE	0- 0	0- 0	12- 7				
8- 2	0- 0	0- 0	HOME	0- 0	0- 0	8- 2				
4- 5	0- 0	0- 0	AWAY	0- 0	0- 0	4- 5				
0- 0	0- 0	0- 0	NEUTRAL	0- 0	0- 0	0- 0				

RPI 1-25					
RPI	S	Opponent	Score		
24	A	Florida	52	79	
RPI 26-50					
RPI	S	Opponent	Score		
RPI 51-100					
RPI	S	Opponent	Score		
58	A	Iowa	50	69	
77	A	Charlotte	73	94	
RPI 101+					
RPI	S	Opponent	Score		
126	A	Youngstown St.	46	55	
150	H	Northern Ky.	70	72	
163	H	Delaware	53	50	
197	A	Sacred Heart	52	62	
197	H	Sacred Heart	78	63	
222	A	Bryant	65	71	
222	H	Bryant	55	53	
243	A	Monmouth	60	47	
256	H	Morgan St.	76	44	
263	A	Saint Francis (PA)	54	62	
263	H	Saint Francis (PA)	57	43	
275	A	Central Conn. St.	39	48	
275	H	Central Conn. St.	72	55	
282	A	La Salle	76	45	
290	A	Ga. Southern	64	49	
315	A	Fairleigh Dickinson	52	60	
315	H	Fairleigh Dickinson	68	83	
315	H	Fairleigh Dickinson	68	59	
317	A	Mt. St. Mary's	74	67	
317	H	Mt. St. Mary's	61	56	
325	A	LIU Brooklyn	52	49	
325	H	LIU Brooklyn	69	53	
337	A	St. Francis Brooklyn	62	53	
337	H	St. Francis Brooklyn	65	72	
345	A	Wagner	79	49	
345	H	Wagner	64	44	
Team's RPI: 209					
LAST 12 Division I GAMES:					
315	H	Fairleigh Dickinson	68	59	
263	H	Saint Francis (PA)	57	43	
345	A	Wagner	79	49	
325	H	LIU Brooklyn	69	53	
337	H	St. Francis Brooklyn	65	72	
197	A	Sacred Heart	52	62	
315	A	Fairleigh Dickinson	52	60	
275	H	Central Conn. St.	72	55	
222	H	Bryant	55	53	
317	A	Mt. St. Mary's	74	67	
263	A	Saint Francis (PA)	54	62	
275	A	Central Conn. St.	39	48	

Non-Div I Games: West Va. Wesleyan 124 59

Robert Morris

Loss, Non-Conf, S Site, H Home A Away N Neutral

Average RPI Win:	121	WON-LOST	WINNING	LAST 10	STRENGTH OF	OPP. STRENGTH	TEAM	ADJ.	CONF.	ADJ CONF.
Average RPI Loss:	36	RECORD	PCT. RANK	GAMES	SCHEDULE	OF SCHEDULE	RPI	RPI	RPI	RPI
DIV. I ONLY	18- 14	141	5- 5	15	14	52	52	5	5	
DIV. I NON-CONF.	9- 3	69	0- 0	26	11	17	17	4	4	
TOTALS	RPI 1-25	RPI 26-50	W-L RECORDS	RPI 51-100	RPI 101-150	RPI 150+				
18- 14	1- 7	0- 2	OVERALL	6- 5	7- 0	4- 0				
11- 4	0- 3	0- 0	HOME	4- 1	4- 0	3- 0				
3- 9	0- 3	0- 2	AWAY	0- 4	2- 0	1- 0				
4- 1	1- 1	0- 0	NEUTRAL	2- 0	1- 0	0- 0				
9- 3	1- 1	0- 1	NON-CONFERENCE	2- 1	5- 0	1- 0				
5- 1	0- 0	0- 0	HOME	1- 1	3- 0	1- 0				
1- 2	0- 1	0- 1	AWAY	0- 0	1- 0	0- 0				
3- 0	1- 0	0- 0	NEUTRAL	1- 0	1- 0	0- 0				
9- 11	0- 6	0- 1	CONFERENCE	4- 4	2- 0	3- 0				
6- 3	0- 3	0- 0	HOME	3- 0	1- 0	2- 0				
2- 7	0- 2	0- 1	AWAY	0- 4	1- 0	1- 0				
1- 1	0- 1	0- 0	NEUTRAL	1- 0	0- 0	0- 0				

RPI	S	Opponent	Score	RPI	S	Opponent	Score	RPI	S	Opponent	Score	RPI	S	Opponent	Score
7	A	Ohio St.	78 90	34	A	Seton Hall	49 77	51	H	St. John's (NY)	62 69	101	H	Northwestern	61 59
7	H	Ohio St.	58 67	45	A	Indiana	48 64	58	A	Iowa	65 69	108	N	Virginia	60 48
7	N	Ohio St.	58 73					64	A	Purdue	68 74	111	H	Iona	58 33
8	H	Maryland	59 73					69	H	Temple	61 51	115	A	Saint Joseph's	78 65
15	A	Florida St.	43 65					73	N	Tulane	75 51	119	H	LSU	69 57
17	A	Michigan St.	48 59					75	H	Michigan	72 50	130	A	Penn St.	74 62
17	H	Michigan St.	67 70					80	A	Minnesota	72 85	140	H	Arkansas	60 40
25	N	Green Bay	54 43					80	H	Minnesota	66 55	180	A	Illinois	63 56
								95	A	Nebraska	54 65	180	H	Illinois	67 54
								95	H	Nebraska	66 56	195	H	Wisconsin	61 41
								95	N	Nebraska	66 63	293	H	Savannah St.	65 26
LAST 12 Division I GAMES:															
		7 N Ohio St.	58 73			180 A Illinois	63 56								
		95 N Nebraska	66 63			101 H Northwestern	61 59								
		75 H Michigan	72 50			130 A Penn St.	74 62								
		64 A Purdue	68 74			80 A Minnesota	72 85								
		8 H Maryland	59 73			95 H Nebraska	66 56								
		17 H Michigan St.	67 70			45 A Indiana	48 64								

Non-Div I Games:

Rutgers

■ Loss,
■ Non-Conf,
■ S Site,
■ H Home
■ A Away
N Neutral

SFA										
Average RPI Win:	247	WON-LOST	WINNING	LAST 10	STRENGTH OF	OPP. STRENGTH	TEAM	ADJ.	CONF.	ADJ CONF.
Average RPI Loss:	179	RECORD	PCT. RANK	GAMES	SCHEDULE	OF SCHEDULE	RPI	RPI	RPI	RPI
DIV. I ONLY	15- 11	131	9- 1	296	262	198	198	25	25	
DIV. I NON-CONF.	3- 5	218	0- 0	172	218	218	218	26	26	
TOTALS	RPI 1-25	RPI 26-50	W-L RECORDS	RPI 51-100	RPI 101-150	RPI 150+				
15- 11	0- 0	0- 0	OVERALL	0- 2	3- 4	12- 5				
7- 4	0- 0	0- 0	HOME	0- 2	2- 1	5- 1				
6- 5	0- 0	0- 0	AWAY	0- 0	0- 1	6- 3				
2- 2	0- 0	0- 0	NEUTRAL	0- 0	1- 1	1- 1				
3- 5	0- 0	0- 0	NON-CONFERENCE	0- 0	1- 3	2- 2				
1- 1	0- 0	0- 0	HOME	0- 0	0- 1	1- 0				
0- 2	0- 0	0- 0	AWAY	0- 0	0- 1	0- 1				
2- 2	0- 0	0- 0	NEUTRAL	0- 0	1- 1	1- 1				
12- 6	0- 0	0- 0	CONFERENCE	0- 2	2- 1	10- 3				
6- 3	0- 0	0- 0	HOME	0- 2	2- 0	4- 1				
6- 3	0- 0	0- 0	AWAY	0- 0	0- 1	6- 2				
0- 0	0- 0	0- 0	NEUTRAL	0- 0	0- 0	0- 0				

RPI 1-25				RPI 26-50				RPI 51-100				RPI 101+ Team's RPI: 198					
RPI	S	Opponent	Score	RPI	S	Opponent	Score	RPI	S	Opponent	Score	RPI	S	Opponent	Score		
								76	H	Abilene Christian	70	85	106	A	TCU	55	88
								99	H	Central Ark.	53	55	114	A	Northwestern St.	51	72
													114	H	Northwestern St.	68	52
													124	N	IUPUI	55	62
													144	H	McNeese St.	80	55
													145	N	SIUE	82	74
													146	H	UT Arlington	63	67
													182	N	Weber St.	46	56
													183	A	Louisiana Tech	44	76
													225	N	Indiana St.	71	62
													233	H	Rice	59	45
													236	A	Sam Houston St.	65	59
													236	H	Sam Houston St.	70	63
													248	A	Houston Baptist	64	50
													248	H	Houston Baptist	66	54
													287	A	Lamar	79	77
													287	H	Lamar	60	64
													304	A	Nicholls St.	89	67
													313	A	A&M-Corpus Christi	71	66
													313	H	A&M-Corpus Christi	72	59
													318	A	Southeastern La.	56	65
													329	A	Incarinate Word	82	66
													329	H	Incarinate Word	74	62
													331	A	New Orleans	57	58
LAST 12 Division I GAMES:																	
236	A	Sam Houston St.	65	59	313	H	A&M-Corpus Christi	72	59								
114	A	Northwestern St.	51	72	329	H	Incarinate Word	74	62								
248	H	Houston Baptist	66	54	248	A	Houston Baptist	64	50								
329	A	Incarinate Word	82	66	114	H	Northwestern St.	68	52								
304	A	Nicholls St.	89	67	313	A	A&M-Corpus Christi	71	66								
287	A	Lamar	79	77	236	H	Sam Houston St.	70	63								

Non-Div I Games: Texas-Tyler 91 69 Tex. A&M-Commerce 75 65 LSU-Shreveport 94 39

SFA

Loss, Non-Conf, S Site, H Home A Away N Neutral

S
I
U
ES
I
U
E

SIUE

Page 253

SMU				STRENGTH OF SCHEDULE	OPP. STRENGTH OF SCHEDULE	TEAM RPI	ADJ. RPI	CONF. RPI	ADJ CONF. RPI
Average RPI Win:	199	WON-LOST RECORD	WINNING PCT. RANK						
Average RPI Loss:	98		LAST 10 GAMES						
DIV. I ONLY	13- 18	221	4- 6	131	72	193	193	9	9
DIV. I NON-CONF.	5- 6	180	0- 0	156	38	197	197	7	7

TOTALS	RPI 1-25		RPI 26-50	W-L RECORDS	RPI 51-100	RPI 101-150		RPI 150+	
13- 18	0- 8		0- 0	OVERALL	1- 3	4- 2		8- 5	
8- 7	0- 3		0- 0	HOME	1- 1	3- 1		4- 2	
2- 9	0- 3		0- 0	AWAY	0- 2	0- 1		2- 3	
3- 2	0- 2		0- 0	NEUTRAL	0- 0	1- 0		2- 0	
5- 6	0- 3		0- 0	NON-CONFERENCE	0- 0	2- 1		3- 2	
3- 3	0- 1		0- 0	HOME	0- 0	1- 1		2- 1	
0- 2	0- 1		0- 0	AWAY	0- 0	0- 0		0- 1	
2- 1	0- 1		0- 0	NEUTRAL	0- 0	1- 0		1- 0	
8- 12	0- 5		0- 0	CONFERENCE	1- 3	2- 1		5- 3	
5- 4	0- 2		0- 0	HOME	1- 1	2- 0		2- 1	
2- 7	0- 2		0- 0	AWAY	0- 2	0- 1		2- 2	
1- 1	0- 1		0- 0	NEUTRAL	0- 0	0- 0		1- 0	

RPI 1-25				RPI 26-50				RPI 51-100				RPI 101+ Team's RPI: 193			
RPI	S	Opponent	Score	RPI	S	Opponent	Score	RPI	S	Opponent	Score	RPI	S	Opponent	Score
4	A	UConn	41 88					69	A	Temple	35 55	106	H	TCU	79 89
4	H	UConn	37 90					69	H	Temple	69 67	110	H	Memphis	58 49
11	H	Arizona St.	57 64					73	A	Tulane	64 76	114	H	Northwestern St.	74 36
19	A	Texas A&M	55 67					73	H	Tulane	42 54	123	N	Arizona	58 46
21	A	South Fla.	56 83									147	A	East Carolina	61 78
21	H	South Fla.	48 66									147	H	East Carolina	74 67
21	N	South Fla.	60 73									176	H	New Mexico	58 63
23	N	Mississippi St.	70 72									190	A	Tulsa	54 56
												190	H	Tulsa	62 45
												206	N	Gardner-Webb	69 61
												216	H	Kansas	73 64
												237	A	Cincinnati	73 55
												240	A	North Texas	57 60
												278	A	UCF	54 66
												278	H	UCF	65 50
												278	N	UCF	83 74
												285	A	Houston	50 48
												285	H	Houston	54 63
												339	H	Cal St. Fullerton	74 53
LAST 12 Division I GAMES:															
21	N	South Fla.	60 73	190	H	Tulsa	62 45								
278	N	UCF	83 74	73	A	Tulane	64 76								
147	A	East Carolina	61 78	147	H	East Carolina	74 67								
285	H	Houston	54 63	278	H	UCF	65 50								
4	A	UConn	41 88	69	A	Temple	35 55								
278	A	UCF	54 66	21	H	South Fla.	48 66								

Non-Div I Games:

SMU

■ Loss,
 ■ Non-Conf,
 ■ S Site,
 ■ Home
 ■ Away
 N Neutral

Average RPI Win:	241	WON-LOST	WINNING	LAST 10	STRENGTH OF	OPP. STRENGTH	TEAM	ADJ.	CONF.	ADJ CONF.
Average RPI Loss:	126	RECORD	PCT. RANK	GAMES	SCHEDULE	OF SCHEDULE	RPI	RPI	RPI	RPI
DIV. I ONLY	13- 16	204	6- 4	112	246	167	167	19	19	
DIV. I NON-CONF.	3- 8	258	0- 0	94	123	205	205	23	23	
TOTALS	RPI 1-25	RPI 26-50	W-L RECORDS	RPI 51-100	RPI 101-150	RPI 150+				
13- 16	0- 1	0- 0	OVERALL	0- 4	0- 4	13- 7				
6- 7	0- 1	0- 0	HOME	0- 2	0- 2	6- 2				
7- 8	0- 0	0- 0	AWAY	0- 1	0- 2	7- 5				
0- 1	0- 0	0- 0	NEUTRAL	0- 1	0- 0	0- 0				
3- 8	0- 1	0- 0	NON-CONFERENCE	0- 3	0- 2	3- 2				
1- 3	0- 1	0- 0	HOME	0- 1	0- 1	1- 0				
2- 4	0- 0	0- 0	AWAY	0- 1	0- 1	2- 2				
0- 1	0- 0	0- 0	NEUTRAL	0- 1	0- 0	0- 0				
10- 8	0- 0	0- 0	CONFERENCE	0- 1	0- 2	10- 5				
5- 4	0- 0	0- 0	HOME	0- 1	0- 1	5- 2				
5- 4	0- 0	0- 0	AWAY	0- 0	0- 1	5- 3				
0- 0	0- 0	0- 0	NEUTRAL	0- 0	0- 0	0- 0				

RPI	S	Opponent	Score	RPI	S	Opponent	Score	RPI	S	Opponent	Score	RPI	S	Opponent	Score	Team's RPI: 167
10	H	UCLA	76 109					53	N	Villanova	54 78	107	A	New Mexico St.	77 80	
								86	A	California	99 117	118	H	Hawaii	72 74	
								90	H	San Francisco	94 95	135	A	Idaho	60 107	
								94	H	North Dakota	79 86	135	H	Idaho	88 98	
												151	A	Montana St.	99 116	
												151	H	Montana St.	79 80	
												162	A	Montana	83 90	
												162	H	Montana	83 75	
												173	H	Northern Colo.	83 72	
												176	A	New Mexico	71 84	
												181	A	Eastern Wash.	94 91	
												181	H	Eastern Wash.	83 100	
												182	A	Weber St.	66 77	
												182	H	Weber St.	87 64	
												187	A	Cal Poly	72 97	
												188	A	UC Davis	92 77	
												201	A	Idaho St.	68 59	
												201	H	Idaho St.	83 62	
												224	A	Utah St.	95 86	
												310	A	Northern Ariz.	111 79	
												323	A	Portland St.	126 78	
												323	H	Portland St.	132 91	
												335	A	Southern Utah	82 72	
												336	H	UC Irvine	126 78	
LAST 12 Division I GAMES:																
310	A	Northern Ariz.	111 79	201	H	Idaho St.	83 62									
335	A	Southern Utah	82 72	182	H	Weber St.	87 64									
94	H	North Dakota	79 86	151	A	Montana St.	99 116									
173	H	Northern Colo.	83 72	162	A	Montana	83 90									
135	A	Idaho	60 107	181	H	Eastern Wash.	83 100									
181	A	Eastern Wash.	94 91	135	H	Idaho	88 98									

Non-Div I Games:

Sacramento St.

■ Loss,
 ■ Non-Conf,
 ■ S Site,
 ■ Home
 ■ A Away
 N Neutral

Sacred Heart

Through Games Of March 6, 2016

Average RPI Win:	295	WON-LOST	WINNING	LAST 10	STRENGTH OF	OPP. STRENGTH	TEAM	ADJ.	CONF.	ADJ CONF.
Average RPI Loss:	170	RECORD	PCT. RANK	GAMES	SCHEDULE	OF SCHEDULE	RPI	RPI	RPI	RPI
DIV. I ONLY	19- 11	91	10- 0	319	332	197	197	30	30	
DIV. I NON-CONF.	2- 9	296	0- 0	235	172	306	306	32	32	
TOTALS	RPI 1-25	RPI 26-50	W-L RECORDS	RPI 51-100	RPI 101-150	RPI 150+				
19- 11	0- 0	0- 0	OVERALL	0- 2	0- 3	19- 6				
10- 4	0- 0	0- 0	HOME	0- 0	0- 1	10- 3				
8- 6	0- 0	0- 0	AWAY	0- 2	0- 1	8- 3				
1- 1	0- 0	0- 0	NEUTRAL	0- 0	0- 1	1- 0				
2- 9	0- 0	0- 0	NON-CONFERENCE	0- 2	0- 3	2- 4				
1- 3	0- 0	0- 0	HOME	0- 0	0- 1	1- 2				
0- 5	0- 0	0- 0	AWAY	0- 2	0- 1	0- 2				
1- 1	0- 0	0- 0	NEUTRAL	0- 0	0- 1	1- 0				
17- 2	0- 0	0- 0	CONFERENCE	0- 0	0- 0	17- 2				
9- 1	0- 0	0- 0	HOME	0- 0	0- 0	9- 1				
8- 1	0- 0	0- 0	AWAY	0- 0	0- 0	8- 1				
0- 0	0- 0	0- 0	NEUTRAL	0- 0	0- 0	0- 0				

RPI 1-25				RPI 26-50				RPI 51-100				RPI 101+ Team's RPI: 197			
RPI	S	Opponent	Score	RPI	S	Opponent	Score	RPI	S	Opponent	Score	RPI	S	Opponent	Score
								51	A	St. John's (NY)	54 67	130	A	Penn St.	46 83
								69	A	Temple	62 92	131	H	Buffalo	53 66
												133	N	La.-Lafayette	58 60
												199	A	Fairfield	50 61
												209	A	Robert Morris	63 78
												209	H	Robert Morris	62 52
												217	H	Hartford	67 68
												219	H	Binghamton	69 60
												222	A	Bryant	64 60
												222	H	Bryant	59 61
												232	H	New Hampshire	69 81
												263	A	Saint Francis (PA)	81 77
												263	H	Saint Francis (PA)	80 67
												275	A	Central Conn. St.	61 57
												275	H	Central Conn. St.	79 69
												277	A	Vermont	51 53
												283	N	Coastal Caro.	71 62
												315	A	Fairleigh Dickinson	80 65
												315	H	Fairleigh Dickinson	72 61
												317	A	Mt. St. Mary's	60 52
												317	H	Mt. St. Mary's	61 58
												317	H	Mt. St. Mary's	66 47
												325	A	LIU Brooklyn	62 53
												325	H	LIU Brooklyn	71 47
												337	A	St. Francis Brooklyn	68 51
												337	H	St. Francis Brooklyn	63 55
LAST 12 Division I GAMES:															
				317	H	Mt. St. Mary's	66 47					275	H	Central Conn. St.	79 69
				317	A	Mt. St. Mary's	60 52					325	H	LIU Brooklyn	71 47
				263	H	Saint Francis (PA)	80 67					337	H	St. Francis Brooklyn	63 55
				222	A	Bryant	64 60					325	A	LIU Brooklyn	62 53
				315	A	Fairleigh Dickinson	80 65					222	H	Bryant	59 61
				209	H	Robert Morris	62 52					317	H	Mt. St. Mary's	61 58

Non-Div I Games:

Sacred Heart

■ Loss,
 ■ Non-Conf,
 ■ S Site,
 ■ Home
 ■ A Away
 N Neutral

RPI	S	Opponent	Score	
345	A	Wagner	77	73
345	H	Wagner	73	62

Sacred Heart

Average RPI Win:	304	WON-LOST	WINNING	LAST 10	STRENGTH OF	OPP. STRENGTH	TEAM	ADJ.	CONF.	ADJ CONF.
Average RPI Loss:	192	RECORD	PCT. RANK	GAMES	SCHEDULE	OF SCHEDULE	RPI	RPI	RPI	RPI
DIV. I ONLY	13- 16	204	6- 4	301	335	263	263	30	30	
DIV. I NON-CONF.	1- 9	325	0- 0	182	164	310	310	32	32	
TOTALS	RPI 1-25	RPI 26-50	W-L RECORDS	RPI 51-100	RPI 101-150	RPI 150+				
13- 16	0- 1	0- 1	OVERALL	0- 0	0- 2	13- 12				
9- 3	0- 0	0- 0	HOME	0- 0	0- 1	9- 2				
4- 12	0- 1	0- 1	AWAY	0- 0	0- 1	4- 9				
0- 1	0- 0	0- 0	NEUTRAL	0- 0	0- 0	0- 1				
1- 9	0- 1	0- 1	NON-CONFERENCE	0- 0	0- 2	1- 5				
1- 1	0- 0	0- 0	HOME	0- 0	0- 1	1- 0				
0- 7	0- 1	0- 1	AWAY	0- 0	0- 1	0- 4				
0- 1	0- 0	0- 0	NEUTRAL	0- 0	0- 0	0- 1				
12- 7	0- 0	0- 0	CONFERENCE	0- 0	0- 0	12- 7				
8- 2	0- 0	0- 0	HOME	0- 0	0- 0	8- 2				
4- 5	0- 0	0- 0	AWAY	0- 0	0- 0	4- 5				
0- 0	0- 0	0- 0	NEUTRAL	0- 0	0- 0	0- 0				

RPI 1-25				RPI 26-50				RPI 51-100				RPI 101+ Team's RPI: 263			
RPI	S	Opponent	Score	RPI	S	Opponent	Score	RPI	S	Opponent	Score	RPI	S	Opponent	Score
24	A	Florida	65 122	42	A	Ohio	65 91					125	H	Pittsburgh	59 74
												134	A	Marshall	73 81
												170	A	Cornell	69 75
												178	N	Eastern Ky.	82 88
												197	A	Sacred Heart	67 80
												197	H	Sacred Heart	77 81
												209	A	Robert Morris	43 57
												209	H	Robert Morris	62 54
												222	A	Bryant	72 84
												222	H	Bryant	85 72
												223	A	Canisius	52 77
												237	A	Cincinnati	86 93
												249	A	Columbia	78 82
												275	A	Central Conn. St.	51 66
												275	H	Central Conn. St.	83 77
												275	H	Central Conn. St.	59 79
												283	H	Coastal Caro.	106 74
												315	A	Fairleigh Dickinson	72 73
												315	H	Fairleigh Dickinson	87 67
												317	A	Mt. St. Mary's	73 64
												317	H	Mt. St. Mary's	87 57
												325	A	LIU Brooklyn	84 75
												325	H	LIU Brooklyn	72 64
												337	A	St. Francis Brooklyn	83 76
												337	H	St. Francis Brooklyn	85 68
												345	A	Wagner	87 74
LAST 12 Division I GAMES:															
275	H	Central Conn. St.	83 77	317	A	Mt. St. Mary's	73 64								
209	A	Robert Morris	43 57	222	H	Bryant	85 72								
197	A	Sacred Heart	67 80	275	H	Central Conn. St.	59 79								
337	H	St. Francis Brooklyn	85 68	315	A	Fairleigh Dickinson	72 73								
325	H	LIU Brooklyn	72 64	209	H	Robert Morris	62 54								
345	A	Wagner	87 74	222	A	Bryant	72 84								

Non-Div I Games: Pitt.-Johnstown 82 78

Saint Francis (PA)

■ Loss,
 ■ Non-Conf,
 ■ S Site,
 ■ Home
 ■ A Away
 N Neutral

S
a
i
n
t
F
r
a
n
c
i
s
(
P
A
)

RPI S Saint Francis (PA) Score

Through Games Of March 6, 2016

RPI	S	Opponent	Score
345	H	Wagner	93 78

S
a
i
n
t
F
r
a
n
c
i
s
(
P
A
)

Saint Francis (PA)

Saint Joseph's

Through Games Of March 6, 2016

Average RPI Win:	156	WON-LOST	WINNING	LAST 10	STRENGTH OF	OPP. STRENGTH	TEAM	ADJ.	CONF.	ADJ CONF.
Average RPI Loss:	91	RECORD	PCT. RANK	GAMES	SCHEDULE	OF SCHEDULE	RPI	RPI	RPI	RPI
DIV. I ONLY	14- 15	175	5- 5	47	87	115	115	7	7	
DIV. I NON-CONF.	6- 6	160	0- 0	3	49	56	56	8	8	
TOTALS	RPI 1-25	RPI 26-50	W-L RECORDS	RPI 51-100	RPI 101-150	RPI 150+				
14- 15	0- 2	1- 3	OVERALL	4- 5	0- 1	9- 4				
9- 7	0- 1	1- 2	HOME	2- 3	0- 1	6- 0				
5- 7	0- 1	0- 1	AWAY	2- 2	0- 0	3- 3				
0- 1	0- 0	0- 0	NEUTRAL	0- 0	0- 0	0- 1				
6- 6	0- 1	1- 1	NON-CONFERENCE	3- 3	0- 1	2- 0				
4- 4	0- 1	1- 1	HOME	2- 1	0- 1	1- 0				
2- 2	0- 0	0- 0	AWAY	1- 2	0- 0	1- 0				
0- 0	0- 0	0- 0	NEUTRAL	0- 0	0- 0	0- 0				
8- 9	0- 1	0- 2	CONFERENCE	1- 2	0- 0	7- 4				
5- 3	0- 0	0- 1	HOME	0- 2	0- 0	5- 0				
3- 5	0- 1	0- 1	AWAY	1- 0	0- 0	2- 3				
0- 1	0- 0	0- 0	NEUTRAL	0- 0	0- 0	0- 1				

RPI 1-25				RPI 26-50				RPI 51-100				RPI 101+ Team's RPI: 115			
RPI	S	Opponent	Score	RPI	S	Opponent	Score	RPI	S	Opponent	Score	RPI	S	Opponent	Score
1	H	Notre Dame	55 91	26	H	George Washington	45 70	52	H	Rutgers	65 78	111	H	Iona	75 81
18	A	Duquesne	59 73	34	H	Seton Hall	54 66	53	A	Villanova	49 55	159	A	Fordham	40 47
				36	H	Penn	50 46	54	H	Saint Louis	66 77	159	H	Fordham	61 51
				38	A	St. Bonaventure	51 65	65	A	Hofstra	62 75	169	A	George Mason	41 55
								69	A	Temple	70 67	185	H	UMBC	104 45
								70	H	Central Mich.	76 66	189	H	Davidson	87 54
								71	A	VCU	66 63	196	A	Richmond	59 57
								79	H	Drexel	53 46	196	H	Richmond	64 53
								84	H	Dayton	61 71	213	H	Rhode Island	74 63
												213	N	Rhode Island	76 81
												220	A	Lehigh	63 62
												221	A	Massachusetts	62 58
												282	A	La Salle	70 75
												282	H	La Salle	64 55
LAST 12 Division I GAMES:															
				213	N	Rhode Island	76 81	159	H	Fordham	61 51				
				196	A	Richmond	59 57	169	A	George Mason	41 55				
				189	H	Davidson	87 54	282	H	La Salle	64 55				
				213	H	Rhode Island	74 63	38	A	St. Bonaventure	51 65				
				282	A	La Salle	70 75	84	H	Dayton	61 71				
				18	A	Duquesne	59 73	54	H	Saint Louis	66 77				

Non-Div I Games:

Saint Joseph's

■ Loss,
 ■ Non-Conf,
 ■ S Site,
 ■ H Home
 ■ A Away
 N Neutral

Saint Louis

Through Games Of March 6, 2016

Average RPI Win:	188	WON-LOST	WINNING	LAST 10	STRENGTH OF	OPP. STRENGTH	TEAM	ADJ.	CONF.	ADJ CONF.
Average RPI Loss:	75	RECORD	PCT. RANK	GAMES	SCHEDULE	OF SCHEDULE	RPI	RPI	RPI	RPI
DIV. I ONLY	23- 7	41	7- 3	158	107	54	54	7	7	
DIV. I NON-CONF.	9- 3	69	0- 0	253	272	100	100	8	8	
TOTALS	RPI 1-25	RPI 26-50	W-L RECORDS	RPI 51-100	RPI 101-150	RPI 150+				
23- 7	1- 1	0- 2	OVERALL	3- 2	3- 1	16- 1				
11- 1	1- 0	0- 0	HOME	1- 0	0- 0	9- 1				
10- 5	0- 0	0- 2	AWAY	2- 2	3- 1	5- 0				
2- 1	0- 1	0- 0	NEUTRAL	0- 0	0- 0	2- 0				
9- 3	0- 0	0- 0	NON-CONFERENCE	0- 2	2- 1	7- 0				
4- 0	0- 0	0- 0	HOME	0- 0	0- 0	4- 0				
4- 3	0- 0	0- 0	AWAY	0- 2	2- 1	2- 0				
1- 0	0- 0	0- 0	NEUTRAL	0- 0	0- 0	1- 0				
14- 4	1- 1	0- 2	CONFERENCE	3- 0	1- 0	9- 1				
7- 1	1- 0	0- 0	HOME	1- 0	0- 0	5- 1				
6- 2	0- 0	0- 2	AWAY	2- 0	1- 0	3- 0				
1- 1	0- 1	0- 0	NEUTRAL	0- 0	0- 0	1- 0				

RPI 1-25				RPI 26-50				RPI 51-100				Team's RPI: 54	RPI 101+			
RPI	S	Opponent	Score	RPI	S	Opponent	Score	RPI	S	Opponent	Score		RPI	S	Opponent	Score
18	H	Duquesne	84 81	26	A	George Washington	80 89	57	A	Ball St.	70 79		110	A	Memphis	63 57
18	N	Duquesne	52 56	38	A	St. Bonaventure	59 80	71	A	VCU	77 72		113	A	Mercer	68 60
								73	A	Tulane	58 66		115	A	Saint Joseph's	77 66
								84	A	Dayton	55 52		145	A	SIUE	64 71
								84	H	Dayton	70 56		159	A	Fordham	51 49
													169	A	George Mason	61 50
													169	H	George Mason	63 73
													189	A	Davidson	79 50
													189	H	Davidson	88 51
													190	H	Tulsa	82 73
													196	H	Richmond	73 48
													213	H	Rhode Island	77 60
													213	N	Rhode Island	70 59
													221	H	Massachusetts	69 49
													225	A	Indiana St.	62 52
													231	H	Southeast Mo. St.	67 52
													261	N	Cleveland St.	76 65
													282	H	La Salle	79 70
													303	H	Bradley	75 58
													340	H	Eastern Ill.	78 47
													346	A	Alabama A&M	91 60
LAST 12 Division I GAMES:																
18	N	Duquesne	52 56	189	H	Davidson	88 51									
213	N	Rhode Island	70 59	38	A	St. Bonaventure	59 80									
213	H	Rhode Island	77 60	196	H	Richmond	73 48									
84	A	Dayton	55 52	26	A	George Washington	80 89									
159	A	Fordham	51 49	169	A	George Mason	61 50									
18	H	Duquesne	84 81	282	H	La Salle	79 70									

Non-Div I Games: Mo.-St. Louis 67 31

Saint Louis

Loss, Non-Conf, S Site, H Home A Away N Neutral

Saint Peter's

Through Games Of March 6, 2016

Average RPI Win:	246	WON-LOST	WINNING	LAST 10	STRENGTH OF	OPP. STRENGTH	TEAM	ADJ.	CONF.	ADJ CONF.
Average RPI Loss:	202	RECORD	PCT. RANK	GAMES	SCHEDULE	OF SCHEDULE	RPI	RPI	RPI	RPI
DIV. I ONLY	4- 26	335	0- 10	247	286	338	338	23	23	
DIV. I NON-CONF.	2- 7	280	0- 0	193	334	304	304	22	22	
TOTALS	RPI 1-25	RPI 26-50	W-L RECORDS	RPI 51-100	RPI 101-150	RPI 150+				
4- 26	0- 1	0- 1	OVERALL	0- 2	0- 2	4- 20				
4- 11	0- 1	0- 0	HOME	0- 1	0- 1	4- 8				
0- 14	0- 0	0- 0	AWAY	0- 1	0- 0	0- 0				
0- 1	0- 0	0- 0	NEUTRAL	0- 0	0- 0	0- 1				
2- 7	0- 1	0- 1	NON-CONFERENCE	0- 0	0- 0	2- 5				
2- 3	0- 1	0- 0	HOME	0- 0	0- 0	2- 2				
0- 4	0- 0	0- 1	AWAY	0- 0	0- 0	0- 3				
0- 0	0- 0	0- 0	NEUTRAL	0- 0	0- 0	0- 0				
2- 19	0- 0	0- 0	CONFERENCE	0- 2	0- 2	2- 15				
2- 8	0- 0	0- 0	HOME	0- 1	0- 1	2- 6				
0- 10	0- 0	0- 0	AWAY	0- 1	0- 1	0- 8				
0- 1	0- 0	0- 0	NEUTRAL	0- 0	0- 0	0- 1				

RPI 1-25				RPI 26-50				RPI 51-100				RPI 101+ Team's RPI: 338			
RPI	S	Opponent	Score	RPI	S	Opponent	Score	RPI	S	Opponent	Score	RPI	S	Opponent	Score
18	H	Duquesne	38 63	34	A	Seton Hall	65 81	81	A	Quinnipiac	49 66	111	A	Iona	50 64
								81	H	Quinnipiac	53 65	111	H	Iona	51 65
												157	H	Stony Brook	35 69
												161	A	Marist	46 69
												161	H	Marist	55 74
												199	A	Fairfield	49 76
												199	H	Fairfield	56 46
												205	H	Brown	79 67
												220	A	Lehigh	42 74
												223	A	Canisius	42 54
												223	H	Canisius	53 60
												228	H	Navy	39 50
												229	A	Siena	58 59
												229	H	Siena	55 64
												243	A	Monmouth	52 71
												243	H	Monmouth	67 62
												247	A	Manhattan	47 64
												247	H	Manhattan	43 60
												247	N	Manhattan	43 60
												284	A	Rider	48 57
												284	H	Rider	67 68
												289	A	Niagara	46 51
												289	H	Niagara	48 52
												315	A	Fairleigh Dickinson	52 73
												328	A	Lafayette	69 72
												337	H	St. Francis Brooklyn	44 40
LAST 12 Division I GAMES:															
				247	N	Manhattan	43 60					199	A	Fairfield	49 76
				243	A	Monmouth	52 71					284	H	Rider	67 68
				247	H	Manhattan	43 60					161	H	Marist	55 74
				111	A	Iona	50 64					81	A	Quinnipiac	49 66
				284	A	Rider	48 57					229	H	Siena	55 64
				81	H	Quinnipiac	53 65					161	A	Marist	46 69

Non-Div I Games:

Saint Peter's

■ Loss,
 ■ Non-Conf,
 ■ S Site,
 ■ H Home
 ■ A Away
 N Neutral

Sam Houston St.

Through Games Of March 6, 2016

Average RPI Win:	297	WON-LOST	WINNING	LAST 10	STRENGTH OF	OPP. STRENGTH	TEAM	ADJ.	CONF.	ADJ CONF.
Average RPI Loss:	142	RECORD	PCT. RANK	GAMES	SCHEDULE	OF SCHEDULE	RPI	RPI	RPI	RPI
DIV. I ONLY	9- 17	257	4- 6	160	257	236	236	25	25	
DIV. I NON-CONF.	2- 6	272	0- 0	95	62	171	171	26	26	
TOTALS	RPI 1-25	RPI 26-50	W-L RECORDS	RPI 51-100	RPI 101-150	RPI 150+				
9- 17	0- 2	0- 1	OVERALL	0- 4	0- 4	9- 6				
5- 5	0- 0	0- 0	HOME	0- 2	0- 0	5- 3				
4- 11	0- 1	0- 1	AWAY	0- 2	0- 4	4- 3				
0- 1	0- 1	0- 0	NEUTRAL	0- 0	0- 0	0- 0				
2- 6	0- 2	0- 1	NON-CONFERENCE	0- 0	0- 2	2- 1				
0- 1	0- 0	0- 0	HOME	0- 0	0- 0	0- 1				
2- 4	0- 1	0- 1	AWAY	0- 0	0- 2	2- 0				
0- 1	0- 1	0- 0	NEUTRAL	0- 0	0- 0	0- 0				
7- 11	0- 0	0- 0	CONFERENCE	0- 4	0- 2	7- 5				
5- 4	0- 0	0- 0	HOME	0- 2	0- 0	5- 2				
2- 7	0- 0	0- 0	AWAY	0- 2	0- 2	2- 3				
0- 0	0- 0	0- 0	NEUTRAL	0- 0	0- 0	0- 0				

RPI 1-25				RPI 26-50				RPI 51-100				RPI 101+ Team's RPI: 236			
RPI	S	Opponent	Score	RPI	S	Opponent	Score	RPI	S	Opponent	Score	RPI	S	Opponent	Score
6	A	Texas	49 83	48	A	Kansas St.	50 78	76	A	Abilene Christian	55 67	106	A	TCU	59 85
15	N	Florida St.	37 94					76	H	Abilene Christian	76 87	114	A	Northwestern St.	49 69
								99	A	Central Ark.	53 72	140	A	Arkansas	47 67
								99	H	Central Ark.	63 73	144	A	McNeese St.	79 82
												198	A	SFA	63 70
												198	H	SFA	59 65
												233	H	Rice	46 58
												235	A	Texas Southern	53 51
												248	A	Houston Baptist	63 67
												248	H	Houston Baptist	78 70
												287	A	Lamar	78 76
												287	H	Lamar	78 75
												304	H	Nicholls St.	63 67
												313	A	A&M-Corpus Christi	71 81
												313	H	A&M-Corpus Christi	75 57
												318	H	Southeastern La.	80 56
												325	A	LIU Brooklyn	63 56
												329	A	Incarnate Word	65 60
												331	H	New Orleans	64 52
LAST 12 Division I GAMES:															
198	H	SFA	59 65	76	A	Abilene Christian	55 67								
287	H	Lamar	78 75	313	A	A&M-Corpus Christi	71 81								
313	H	A&M-Corpus Christi	75 57	248	A	Houston Baptist	63 67								
99	A	Central Ark.	53 72	287	A	Lamar	78 76								
99	H	Central Ark.	63 73	198	A	SFA	63 70								
248	H	Houston Baptist	78 70	76	H	Abilene Christian	76 87								

Non-Div I Games: LSU-Alexandria 85 50 Our Lady Of The Lak67 56

Sam Houston St.

Loss, Non-Conf, S Site, H Home A Away N Neutral

Average RPI Win:	244	WON-LOST	WINNING	LAST 10	STRENGTH OF	OPP. STRENGTH	TEAM	ADJ.	CONF.	ADJ CONF.
Average RPI Loss:	89	RECORD	PCT. RANK	GAMES	SCHEDULE	OF SCHEDULE	RPI	RPI	RPI	RPI
DIV. I ONLY	18- 11	102	7- 3	198	172	112	112	17	17	
DIV. I NON-CONF.	6- 7	176	0- 0	186	148	138	138	15	15	
TOTALS	RPI 1-25	RPI 26-50	W-L RECORDS	RPI 51-100	RPI 101-150	RPI 150+				
18- 11	0- 1	1- 3	OVERALL	0- 2	2- 3	15- 2				
7- 2	0- 0	1- 0	HOME	0- 1	1- 1	5- 0				
9- 8	0- 1	0- 2	AWAY	0- 1	1- 2	8- 2				
2- 1	0- 0	0- 1	NEUTRAL	0- 0	0- 0	2- 0				
6- 7	0- 1	0- 1	NON-CONFERENCE	0- 2	2- 1	4- 2				
1- 1	0- 0	0- 0	HOME	0- 1	1- 0	0- 0				
4- 6	0- 1	0- 1	AWAY	0- 1	1- 1	3- 2				
1- 0	0- 0	0- 0	NEUTRAL	0- 0	0- 0	1- 0				
12- 4	0- 0	1- 2	CONFERENCE	0- 0	0- 2	11- 0				
6- 1	0- 0	1- 0	HOME	0- 0	0- 1	5- 0				
5- 2	0- 0	0- 1	AWAY	0- 0	0- 1	5- 0				
1- 1	0- 0	0- 1	NEUTRAL	0- 0	0- 0	1- 0				

RPI 1-25				RPI 26-50				RPI 51-100				RPI 101+ Team's RPI: 112			
RPI	S	Opponent	Score	RPI	S	Opponent	Score	RPI	S	Opponent	Score	RPI	S	Opponent	Score
23	A	Mississippi St.	47 68	41	A	Chattanooga	30 53	72	A	Georgia Tech	55 66	104	A	UT Martin	50 52
				41	H	Chattanooga	48 43	92	H	Harvard	54 60	113	A	Mercer	61 63
				41	N	Chattanooga	41 49					113	H	Mercer	60 63
				45	A	Indiana	56 65					119	A	LSU	47 44
												142	H	Troy	73 69
												165	A	UAB	41 61
												166	A	ETSU	56 51
												166	H	ETSU	55 47
												171	A	Southern Miss.	48 56
												215	A	Furman	58 45
												215	H	Furman	77 63
												251	A	Alabama St.	54 35
												296	A	Jacksonville St.	50 39
												301	A	Western Caro.	59 42
												301	H	Western Caro.	57 52
												304	N	Nicholls St.	45 43
												305	A	Wofford	58 39
												305	H	Wofford	50 48
												305	N	Wofford	63 43
												309	A	UNCG	57 52
												309	H	UNCG	80 49
												346	A	Alabama A&M	54 30
LAST 12 Division I GAMES:															
				41	N	Chattanooga	41 49	113	A	Mercer	61 63				
				305	N	Wofford	63 43	301	H	Western Caro.	57 52				
				305	H	Wofford	50 48	309	H	UNCG	80 49				
				215	H	Furman	77 63	305	A	Wofford	58 39				
				166	A	ETSU	56 51	215	A	Furman	58 45				
				41	A	Chattanooga	30 53	41	H	Chattanooga	48 43				

Non-Div I Games: AUM 82 32 Shorter 53 33

Samford

Loss, Non-Conf, S Site, H Home A Away N Neutral

San Diego

Through Games Of March 6, 2016

Average RPI Win:	194	WON-LOST	WINNING	LAST 10	STRENGTH OF	OPP. STRENGTH	TEAM	ADJ.	CONF.	ADJ CONF.
Average RPI Loss:	63	RECORD	PCT. RANK	GAMES	SCHEDULE	OF SCHEDULE	RPI	RPI	RPI	RPI
DIV. I ONLY	22- 7	48	5- 5	186	100	82	82	8	8	
DIV. I NON-CONF.	9- 1	22	0- 0	322	165	117	117	9	9	
TOTALS	RPI 1-25	RPI 26-50	W-L RECORDS	RPI 51-100	RPI 101-150	RPI 150+				
22- 7	1- 1	0- 2	OVERALL	2- 4	5- 0	14- 0				
10- 4	1- 0	0- 1	HOME	0- 3	3- 0	6- 0				
12- 2	0- 1	0- 1	AWAY	2- 0	2- 0	8- 0				
0- 1	0- 0	0- 0	NEUTRAL	0- 1	0- 0	0- 0				
9- 1	0- 0	0- 0	NON-CONFERENCE	0- 1	3- 0	6- 0				
4- 1	0- 0	0- 0	HOME	0- 1	2- 0	2- 0				
5- 0	0- 0	0- 0	AWAY	0- 0	1- 0	4- 0				
0- 0	0- 0	0- 0	NEUTRAL	0- 0	0- 0	0- 0				
13- 6	1- 1	0- 2	CONFERENCE	2- 3	2- 0	8- 0				
6- 3	1- 0	0- 1	HOME	0- 2	1- 0	4- 0				
7- 2	0- 1	0- 1	AWAY	2- 0	1- 0	4- 0				
0- 1	0- 0	0- 0	NEUTRAL	0- 1	0- 0	0- 0				

RPI 1-25				RPI 26-50				RPI 51-100				Team's RPI: 82	RPI 101+			
RPI	S	Opponent	Score	RPI	S	Opponent	Score	RPI	S	Opponent	Score		RPI	S	Opponent	Score
16	A	BYU	60 68	46	A	St. Mary's (CA)	60 68	61	A	Santa Clara	70 58		109	A	Gonzaga	58 57
16	H	BYU	78 65	46	H	St. Mary's (CA)	68 73	61	H	Santa Clara	47 61		109	H	Gonzaga	63 54
								90	A	San Francisco	67 58		117	A	Fresno St.	72 68
								90	H	San Francisco	54 59		122	H	Akron	86 65
								90	N	San Francisco	80 84		123	H	Arizona	59 54
								93	H	Washington St.	72 78		151	A	Montana St.	62 49
													172	A	Pacific	59 56
													172	H	Pacific	69 56
													238	A	Loyola Marymount	75 67
													238	H	Loyola Marymount	82 58
													241	H	Valparaiso	76 60
													255	A	San Diego St.	60 53
													266	A	Pepperdine	70 54
													266	H	Pepperdine	74 55
													286	A	Portland	77 67
													286	H	Portland	71 43
													298	H	CSUN	86 64
													321	A	Nevada	84 47
													339	A	Cal St. Fullerton	53 44
LAST 12 Division I GAMES:																
				90	N	San Francisco	80 84	172	A	Pacific	59 56					
				286	A	Portland	77 67	46	A	St. Mary's (CA)	60 68					
				109	A	Gonzaga	58 57	238	A	Loyola Marymount	75 67					
				16	A	BYU	60 68	266	A	Pepperdine	70 54					
				90	H	San Francisco	54 59	238	H	Loyola Marymount	82 58					
				61	H	Santa Clara	47 61	266	H	Pepperdine	74 55					

Non-Div I Games: Hope Int'l 90 52

San Diego

■ Loss,
 ■ Non-Conf,
 ■ S Site,
 ■ Home
 ■ A Away
 N Neutral

San Diego St.

Through Games Of March 6, 2016

Average RPI Win:	247	WON-LOST	WINNING	LAST 10	STRENGTH OF	OPP. STRENGTH	TEAM	ADJ.	CONF.	ADJ CONF.
Average RPI Loss:	154	RECORD	PCT. RANK	GAMES	SCHEDULE	OF SCHEDULE	RPI	RPI	RPI	RPI
DIV. I ONLY	10- 18	250	5- 5	172	235	255	255	20	20	
DIV. I NON-CONF.	4- 6	201	0- 0	245	248	255	255	20	20	
TOTALS	RPI 1-25	RPI 26-50	W-L RECORDS	RPI 51-100	RPI 101-150	RPI 150+				
10- 18	0- 0	0- 3	OVERALL	0- 2	1- 4	9- 9				
6- 9	0- 0	0- 1	HOME	0- 2	1- 1	5- 5				
4- 9	0- 0	0- 2	AWAY	0- 0	0- 3	4- 4				
0- 0	0- 0	0- 0	NEUTRAL	0- 0	0- 0	0- 0				
4- 6	0- 0	0- 1	NON-CONFERENCE	0- 2	0- 1	4- 2				
3- 3	0- 0	0- 0	HOME	0- 2	0- 0	3- 1				
1- 3	0- 0	0- 1	AWAY	0- 0	0- 1	1- 1				
0- 0	0- 0	0- 0	NEUTRAL	0- 0	0- 0	0- 0				
6- 12	0- 0	0- 2	CONFERENCE	0- 0	1- 3	5- 7				
3- 6	0- 0	0- 1	HOME	0- 0	1- 1	2- 4				
3- 6	0- 0	0- 1	AWAY	0- 0	0- 2	3- 3				
0- 0	0- 0	0- 0	NEUTRAL	0- 0	0- 0	0- 0				

RPI S	Opponent	Score	RPI S	Opponent	Score	RPI S	Opponent	Score	RPI S	Opponent	Score	Team's RPI: 255
33	A Washington	51 80	59	H UC Riverside	68 85	117	A Fresno St.	49 54				
44	A Colorado St.	54 70	82	H San Diego	53 60	117	H Fresno St.	65 54				
44	H Colorado St.	57 60				129	A Long Beach St.	54 74				
						149	A Boise St.	63 68				
						149	H Boise St.	45 75				
						176	A New Mexico	51 46				
						176	H New Mexico	45 64				
						188	H UC Davis	54 65				
						192	A San Jose St.	73 78				
						192	H San Jose St.	87 70				
						195	H Wisconsin	63 57				
						202	A UNLV	51 62				
						202	H UNLV	41 55				
						224	A Utah St.	59 72				
						224	H Utah St.	36 55				
						238	A Loyola Marymount	65 92				
						244	A Wyoming	84 77				
						244	H Wyoming	53 40				
						298	A CSUN	67 65				
						321	H Nevada	64 70				
						324	H North Dakota St.	64 54				
						339	H Cal St. Fullerton	54 43				
						341	A Air Force	69 66				
LAST 12 Division I GAMES:												
202	A UNLV	51 62	117	H Fresno St.	65 54							
176	H New Mexico	45 64	176	A New Mexico	51 46							
149	A Boise St.	63 68	44	A Colorado St.	54 70							
244	H Wyoming	53 40	202	H UNLV	41 55							
192	H San Jose St.	87 70	321	H Nevada	64 70							
341	A Air Force	69 66	224	A Utah St.	59 72							

Non-Div I Games: San Diego Christian60 25

San Diego St.

■ Loss,
 ■ Non-Conf,
 ■ S Site,
 ■ Home
 ■ A Away
 N Neutral

San Francisco

Through Games Of March 6, 2016

Average RPI Win:	190	WON-LOST	WINNING	LAST 10	STRENGTH OF	OPP. STRENGTH	TEAM	ADJ.	CONF.	ADJ CONF.
Average RPI Loss:	92	RECORD	PCT. RANK	GAMES	SCHEDULE	OF SCHEDULE	RPI	RPI	RPI	RPI
DIV. I ONLY	17- 11	109	7- 3	85	118	90	90	8	8	
DIV. I NON-CONF.	7- 2	57	0- 0	167	217	66	66	9	9	
TOTALS	RPI 1-25	RPI 26-50	W-L RECORDS	RPI 51-100	RPI 101-150	RPI 150+				
17- 11	0- 2	0- 2	OVERALL	4- 3	2- 1	11- 3				
7- 5	0- 1	0- 1	HOME	2- 2	1- 0	4- 1				
9- 6	0- 1	0- 1	AWAY	1- 1	1- 1	7- 2				
1- 0	0- 0	0- 0	NEUTRAL	1- 0	0- 0	0- 0				
7- 2	0- 0	0- 0	NON-CONFERENCE	2- 0	1- 0	4- 2				
2- 1	0- 0	0- 0	HOME	2- 0	0- 0	0- 1				
5- 1	0- 0	0- 0	AWAY	0- 0	1- 0	4- 1				
0- 0	0- 0	0- 0	NEUTRAL	0- 0	0- 0	0- 0				
10- 9	0- 2	0- 2	CONFERENCE	2- 3	1- 1	7- 1				
5- 4	0- 1	0- 1	HOME	0- 2	1- 0	4- 0				
4- 5	0- 1	0- 1	AWAY	1- 1	0- 1	3- 1				
1- 0	0- 0	0- 0	NEUTRAL	1- 0	0- 0	0- 0				

RPI 1-25				RPI 26-50				RPI 51-100				Team's RPI: 90	RPI 101+			
RPI	S	Opponent	Score	RPI	S	Opponent	Score	RPI	S	Opponent	Score		RPI	S	Opponent	Score
16	A	BYU	62 65	46	A	St. Mary's (CA)	59 72	59	H	UC Riverside	88 76		109	A	Gonzaga	47 68
16	H	BYU	57 66	46	H	St. Mary's (CA)	68 78	61	A	Santa Clara	57 68		109	H	Gonzaga	71 52
								61	H	Santa Clara	57 59		129	A	Long Beach St.	66 52
								82	A	San Diego	59 54		167	A	Sacramento St.	95 94
								82	H	San Diego	58 67		172	A	Pacific	57 70
								82	N	San Diego	84 80		172	H	Pacific	81 71
								94	H	North Dakota	74 57		187	H	Cal Poly	61 62
													192	A	San Jose St.	82 78
													211	A	Utah Valley	88 94
													238	A	Loyola Marymount	75 73
													238	H	Loyola Marymount	81 72
													240	A	North Texas	69 61
													266	A	Pepperdine	81 74
													266	H	Pepperdine	99 75
													286	A	Portland	82 63
													286	H	Portland	90 69
													321	A	Nevada	70 62
LAST 12 Division I GAMES:																
				82	N	San Diego	84 80	16	A	BYU	62 65					
				46	A	St. Mary's (CA)	59 72	61	H	Santa Clara	57 59					
				172	H	Pacific	81 71	109	H	Gonzaga	71 52					
				238	H	Loyola Marymount	81 72	286	H	Portland	90 69					
				266	H	Pepperdine	99 75	61	A	Santa Clara	57 68					
				82	A	San Diego	59 54	266	A	Pepperdine	81 74					

Non-Div I Games: Holy Names 77 31 San Fran. St. 73 45

San Francisco

Loss, Non-Conf, S Site, H Home A Away N Neutral

Average RPI Win:	252	WON-LOST	WINNING	LAST 10	STRENGTH OF	OPP. STRENGTH	TEAM	ADJ.	CONF.	ADJ CONF.
Average RPI Loss:	120	RECORD	PCT. RANK	GAMES	SCHEDULE	OF SCHEDULE	RPI	RPI	RPI	RPI
DIV. I ONLY	12- 16	218	7- 3	121	216	192	192	20	20	
DIV. I NON-CONF.	1- 9	325	0- 0	67	177	277	277	20	20	
TOTALS	RPI 1-25	RPI 26-50	W-L RECORDS	RPI 51-100	RPI 101-150	RPI 150+				
12- 16	0- 0	0- 3	OVERALL	0- 4	1- 5	11- 4				
7- 7	0- 0	0- 1	HOME	0- 2	0- 4	7- 0				
5- 9	0- 0	0- 2	AWAY	0- 2	1- 1	4- 4				
0- 0	0- 0	0- 0	NEUTRAL	0- 0	0- 0	0- 0				
1- 9	0- 0	0- 1	NON-CONFERENCE	0- 4	0- 2	1- 2				
1- 4	0- 0	0- 0	HOME	0- 2	0- 2	1- 0				
0- 5	0- 0	0- 1	AWAY	0- 2	0- 0	0- 2				
0- 0	0- 0	0- 0	NEUTRAL	0- 0	0- 0	0- 0				
11- 7	0- 0	0- 2	CONFERENCE	0- 0	1- 3	10- 2				
6- 3	0- 0	0- 1	HOME	0- 0	0- 2	6- 0				
5- 4	0- 0	0- 1	AWAY	0- 0	1- 1	4- 2				
0- 0	0- 0	0- 0	NEUTRAL	0- 0	0- 0	0- 0				

RPI S	Opponent	Score	RPI S	Opponent	Score	RPI S	Opponent	Score	RPI S	Opponent	Score	Team's RPI: 192
44	A Colorado St.	54 76	44	H Colorado St.	78 80	62	H South Dakota	77 87	107	H New Mexico St.	66 75	
46	A St. Mary's (CA)	81 91				85	A Oregon	74 104	117	A Fresno St.	66 64	
						90	H San Francisco	78 82	117	H Fresno St.	54 59	
						93	A Washington St.	80 95	118	H Hawaii	73 76	
									149	A Boise St.	69 81	
									149	H Boise St.	75 78	
									172	A Pacific	69 81	
									176	A New Mexico	57 71	
									176	H New Mexico	59 58	
									202	H UNLV	69 61	
									212	A CSU Bakersfield	88 90	
									224	A Utah St.	86 74	
									224	H Utah St.	83 65	
									244	A Wyoming	67 66	
									244	H Wyoming	65 51	
									255	A San Diego St.	70 87	
									255	H San Diego St.	78 73	
									321	A Nevada	76 63	
									336	H UC Irvine	79 58	
									341	A Air Force	72 49	
									341	H Air Force	81 60	
LAST 12 Division I GAMES:												
149	A Boise St.	69 81	202	H UNLV	69 61							
244	H Wyoming	65 51	117	A Fresno St.	66 64							
224	H Utah St.	83 65	341	A Air Force	72 49							
255	A San Diego St.	70 87	44	H Colorado St.	78 80							
321	A Nevada	76 63	176	A New Mexico	57 71							
176	H New Mexico	59 58	149	H Boise St.	75 78							

Non-Div I Games: Southern Ore. 92 78

San Jose St.

Santa Clara

Through Games Of March 6, 2016

Average RPI Win:	190	WON-LOST	WINNING	LAST 10	STRENGTH OF	OPP. STRENGTH	TEAM	ADJ.	CONF.	ADJ CONF.
Average RPI Loss:	51	RECORD	PCT. RANK	GAMES	SCHEDULE	OF SCHEDULE	RPI	RPI	RPI	RPI
DIV. I ONLY	21- 7	50	8- 2	145	82	61	61	8	8	
DIV. I NON-CONF.	7- 2	57	0- 0	292	31	96	96	9	9	
TOTALS	RPI 1-25	RPI 26-50	W-L RECORDS	RPI 51-100	RPI 101-150	RPI 150+				
21- 7	1- 2	1- 2	OVERALL	3- 2	3- 1	13- 0				
9- 3	0- 1	0- 1	HOME	1- 1	2- 0	6- 0				
10- 4	1- 1	1- 1	AWAY	2- 1	0- 1	6- 0				
2- 0	0- 0	0- 0	NEUTRAL	0- 0	1- 0	1- 0				
7- 2	1- 0	0- 1	NON-CONFERENCE	0- 1	1- 0	5- 0				
3- 0	0- 0	0- 0	HOME	0- 0	1- 0	2- 0				
3- 2	1- 0	0- 1	AWAY	0- 1	0- 0	2- 0				
1- 0	0- 0	0- 0	NEUTRAL	0- 0	0- 0	1- 0				
14- 5	0- 2	1- 1	CONFERENCE	3- 1	2- 1	8- 0				
6- 3	0- 1	0- 1	HOME	1- 1	1- 0	4- 0				
7- 2	0- 1	1- 0	AWAY	2- 0	0- 1	4- 0				
1- 0	0- 0	0- 0	NEUTRAL	0- 0	1- 0	0- 0				

RPI 1-25				RPI 26-50				RPI 51-100 Team's RPI: 61				RPI 101+			
RPI	S	Opponent	Score	RPI	S	Opponent	Score	RPI	S	Opponent	Score	RPI	S	Opponent	Score
9	A	Stanford	61 58	33	A	Washington	55 100	55	A	Southern California	46 81	109	A	Gonzaga	44 53
16	A	BYU	63 70	46	A	St. Mary's (CA)	73 67	82	A	San Diego	61 47	109	H	Gonzaga	71 64
16	H	BYU	63 68	46	H	St. Mary's (CA)	70 78	82	H	San Diego	58 70	109	N	Gonzaga	59 58
								90	A	San Francisco	59 57	137	H	Texas Tech	75 70
								90	H	San Francisco	68 57	172	A	Pacific	66 60
												172	H	Pacific	76 52
												187	A	Cal Poly	69 63
												238	A	Loyola Marymount	57 56
												238	H	Loyola Marymount	68 41
												266	A	Pepperdine	62 60
												266	H	Pepperdine	84 50
												267	A	UC Santa Barbara	48 37
												267	H	UC Santa Barbara	66 48
												286	A	Portland	67 45
												286	H	Portland	66 47
												330	N	Evansville	62 44
												341	H	Air Force	68 34
LAST 12 Division I GAMES:															
109	N	Gonzaga	59 58	82	A	San Diego	61 47								
172	A	Pacific	66 60	90	A	San Francisco	59 57								
46	H	St. Mary's (CA)	70 78	286	H	Portland	66 47								
266	H	Pepperdine	84 50	109	H	Gonzaga	71 64								
238	H	Loyola Marymount	68 41	90	H	San Francisco	68 57								
16	A	BYU	63 70	238	A	Loyola Marymount	57 56								

Non-Div I Games: Hope Int'l 78 54 Simpson (CA) 112 34

Santa Clara

Loss, Non-Conf, S Site, H Home A Away N Neutral

Average RPI Win:	301	WON-LOST	WINNING	LAST 10	STRENGTH OF	OPP. STRENGTH	TEAM	ADJ.	CONF.	ADJ CONF.
Average RPI Loss:	197	RECORD	PCT. RANK	GAMES	SCHEDULE	OF SCHEDULE	RPI	RPI	RPI	RPI
DIV. I ONLY	8- 17	272	5- 5	293	329	293	293	32	32	
DIV. I NON-CONF.	1- 8	320	0- 0	66	97	233	233	30	30	
TOTALS	RPI 1-25	RPI 26-50	W-L RECORDS	RPI 51-100	RPI 101-150	RPI 150+				
8- 17	0- 2	0- 1	OVERALL	0- 2	0- 0	8- 12				
5- 5	0- 0	0- 0	HOME	0- 1	0- 0	5- 4				
3- 12	0- 2	0- 1	AWAY	0- 1	0- 0	3- 8				
0- 0	0- 0	0- 0	NEUTRAL	0- 0	0- 0	0- 0				
1- 8	0- 2	0- 1	NON-CONFERENCE	0- 2	0- 0	1- 3				
0- 2	0- 0	0- 0	HOME	0- 1	0- 0	0- 1				
1- 6	0- 2	0- 1	AWAY	0- 1	0- 0	1- 2				
0- 0	0- 0	0- 0	NEUTRAL	0- 0	0- 0	0- 0				
7- 9	0- 0	0- 0	CONFERENCE	0- 0	0- 0	7- 9				
5- 3	0- 0	0- 0	HOME	0- 0	0- 0	5- 3				
2- 6	0- 0	0- 0	AWAY	0- 0	0- 0	2- 6				
0- 0	0- 0	0- 0	NEUTRAL	0- 0	0- 0	0- 0				

RPI 1-25				RPI 26-50				RPI 51-100				RPI 101+ Team's RPI: 293			
RPI	S	Opponent	Score	RPI	S	Opponent	Score	RPI	S	Opponent	Score	RPI	S	Opponent	Score
23	A	Mississippi St.	25 92	30	A	Oklahoma St.	48 76	52	A	Rutgers	26 65	152	A	Jacksonville	52 65
24	A	Florida	34 99					56	H	Auburn	40 62	207	A	Hampton	53 65
												218	A	N.C. A&T	31 60
												218	H	N.C. A&T	59 69
												245	A	Bethune-Cookman	44 50
												250	H	Coppin St.	57 55
												251	A	Alabama St.	60 49
												256	H	Morgan St.	60 66
												274	H	UMES	60 42
												290	H	Ga. Southern	48 64
												296	A	Jacksonville St.	35 50
												297	A	Florida A&M	38 59
												297	H	Florida A&M	65 46
												312	A	South Carolina St.	43 56
												312	H	South Carolina St.	62 39
												322	H	Delaware St.	59 67
												332	A	Howard	69 64
												347	A	Norfolk St.	68 53
												348	A	N.C. Central	61 65
												348	H	N.C. Central	57 39
LAST 12 Division I GAMES:															
297	H	Florida A&M	65 46	256	H	Morgan St.	60 66								
348	A	N.C. Central	61 65	245	A	Bethune-Cookman	44 50								
312	H	South Carolina St.	62 39	218	A	N.C. A&T	31 60								
332	A	Howard	69 64	347	A	Norfolk St.	68 53								
312	A	South Carolina St.	43 56	207	A	Hampton	53 65								
250	H	Coppin St.	57 55	322	H	Delaware St.	59 67								

Non-Div I Games: Columbia (SC) 101 34 Allen 72 46

Savannah St.

Loss, Non-Conf, S Site, H Home A Away N Neutral

Average RPI Win:	270	WON-LOST	WINNING	LAST 10	STRENGTH OF	OPP. STRENGTH	TEAM	ADJ.	CONF.	ADJ CONF.
Average RPI Loss:	166	RECORD	PCT. RANK	GAMES	SCHEDULE	OF SCHEDULE	RPI	RPI	RPI	RPI
DIV. I ONLY	8- 20	284	1- 9	177	308	271	271	28	28	
DIV. I NON-CONF.	5- 9	233	0- 0	88	310	172	172	25	25	
TOTALS	RPI 1-25	RPI 26-50	W-L RECORDS	RPI 51-100	RPI 101-150	RPI 150+				
8- 20	0- 0	0- 2	OVERALL	0- 2	0- 5	8- 11				
3- 9	0- 0	0- 0	HOME	0- 1	0- 3	3- 5				
5- 10	0- 0	0- 1	AWAY	0- 1	0- 2	5- 6				
0- 1	0- 0	0- 1	NEUTRAL	0- 0	0- 0	0- 0				
5- 9	0- 0	0- 2	NON-CONFERENCE	0- 2	0- 3	5- 2				
1- 4	0- 0	0- 0	HOME	0- 1	0- 2	1- 1				
4- 4	0- 0	0- 1	AWAY	0- 1	0- 1	4- 1				
0- 1	0- 0	0- 1	NEUTRAL	0- 0	0- 0	0- 0				
3- 11	0- 0	0- 0	CONFERENCE	0- 0	0- 2	3- 9				
2- 5	0- 0	0- 0	HOME	0- 0	0- 1	2- 4				
1- 6	0- 0	0- 0	AWAY	0- 0	0- 1	1- 5				
0- 0	0- 0	0- 0	NEUTRAL	0- 0	0- 0	0- 0				

RPI S	Opponent	Score	RPI S	Opponent	Score	RPI S	Opponent	Score	RPI S	Opponent	Score	Team's RPI: 271
32	N Princeton	48 85	59	H UC Riverside	70 92	107	A New Mexico St.	54 69				
33	A Washington	55 96	85	A Oregon	62 82	107	H New Mexico St.	56 66				
						129	H Long Beach St.	57 69				
						135	A Idaho	60 64				
						149	H Boise St.	66 84				
						151	H Montana St.	51 80				
						162	A Montana	58 44				
						191	A UTRGV	74 71				
						191	H UTRGV	71 76				
						201	A Idaho St.	67 83				
						211	A Utah Valley	48 79				
						211	H Utah Valley	44 61				
						212	A CSU Bakersfield	68 76				
						212	H CSU Bakersfield	52 66				
						227	A Grand Canyon	53 60				
						227	H Grand Canyon	54 67				
						238	A Loyola Marymount	78 69				
						298	A CSUN	62 56				
						300	H Denver	59 51				
						302	A UMKC	43 64				
						302	H UMKC	69 63				
						323	A Portland St.	85 64				
						343	A Chicago St.	49 57				
						343	H Chicago St.	59 45				
LAST 12 Division I GAMES:												
212	H CSU Bakersfield	52 66	343	A Chicago St.	49 57							
211	A Utah Valley	48 79	227	H Grand Canyon	54 67							
107	H New Mexico St.	56 66	211	H Utah Valley	44 61							
191	H UTRGV	71 76	191	A UTRGV	74 71							
227	A Grand Canyon	53 60	107	A New Mexico St.	54 69							
302	A UMKC	43 64	212	A CSU Bakersfield	68 76							

Non-Div I Games: Evergreen St. 81 38

Seattle

■ Loss,
 ■ Non-Conf,
 ■ S Site,
 ■ H Home
 ■ A Away
 N Neutral

Seton Hall

Through Games Of March 6, 2016

Average RPI Win:	138	WON-LOST	WINNING	LAST 10	STRENGTH OF	OPP. STRENGTH	TEAM	ADJ.	CONF.	ADJ CONF.
Average RPI Loss:	59	RECORD	PCT. RANK	GAMES	SCHEDULE	OF SCHEDULE	RPI	RPI	RPI	RPI
DIV. I ONLY	23- 7	41	7- 3	78	65	34	34	6	6	
DIV. I NON-CONF.	10- 1	19	0- 0	46	58	5	5	6	6	
TOTALS	RPI 1-25	RPI 26-50	W-L RECORDS	RPI 51-100	RPI 101-150	RPI 150+				
23- 7	1- 1	2- 1	OVERALL	6- 5	5- 0	9- 0				
11- 3	0- 1	1- 0	HOME	3- 2	1- 0	6- 0				
9- 4	1- 0	0- 1	AWAY	1- 3	4- 0	3- 0				
3- 0	0- 0	1- 0	NEUTRAL	2- 0	0- 0	0- 0				
10- 1	0- 0	2- 1	NON-CONFERENCE	2- 0	3- 0	3- 0				
5- 0	0- 0	1- 0	HOME	1- 0	0- 0	3- 0				
3- 1	0- 0	0- 1	AWAY	0- 0	3- 0	0- 0				
2- 0	0- 0	1- 0	NEUTRAL	1- 0	0- 0	0- 0				
13- 6	1- 1	0- 0	CONFERENCE	4- 5	2- 0	6- 0				
6- 3	0- 1	0- 0	HOME	2- 2	1- 0	3- 0				
6- 3	1- 0	0- 0	AWAY	1- 3	1- 0	3- 0				
1- 0	0- 0	0- 0	NEUTRAL	1- 0	0- 0	0- 0				

RPI 1-25				RPI 26-50				Team's RPI: 34				RPI 51-100				RPI 101+			
RPI	S	Opponent	Score	RPI	S	Opponent	Score	RPI	S	Opponent	Score	RPI	S	Opponent	Score	RPI	S	Opponent	Score
20	A	DePaul	83 74	32	H	Princeton	71 64	51	A	St. John's (NY)	69 71	115	A	Saint Joseph's	66 54				
20	H	DePaul	74 86	39	A	Georgia	52 70	51	H	St. John's (NY)	64 72	121	A	Creighton	86 82				
				49	N	North Carolina St.	58 55	52	H	Rutgers	77 49	121	H	Creighton	77 71				
								53	A	Villanova	45 55	128	A	Liberty	92 56				
								53	H	Villanova	60 50	146	A	UT Arlington	61 54				
								96	N	UNI	57 49	159	H	Fordham	66 54				
								97	A	Marquette	82 89	168	A	Xavier	72 67				
								97	H	Marquette	99 68	168	H	Xavier	82 66				
								97	N	Marquette	93 86	179	A	Butler	72 67				
								100	A	Georgetown	83 75	179	H	Butler	98 77				
								100	H	Georgetown	65 73	222	H	Bryant	93 57				
												265	A	Providence	64 54				
												265	H	Providence	71 54				
												338	H	Saint Peter's	81 65				
LAST 12 Division I GAMES:																			
				97	N	Marquette	93 86	100	H	Georgetown	65 73								
				265	H	Providence	71 54	51	H	St. John's (NY)	64 72								
				121	H	Creighton	77 71	97	A	Marquette	82 89								
				168	A	Xavier	72 67	20	A	DePaul	83 74								
				179	A	Butler	72 67	179	H	Butler	98 77								
				53	H	Villanova	60 50	168	H	Xavier	82 66								

Non-Div I Games:

Seton Hall

■ Loss,
 ■ Non-Conf,
 ■ S Site,
 ■ Home
 ■ A Away
 N Neutral

Average RPI Win:	263	WON-LOST	WINNING	LAST 10	STRENGTH OF	OPP. STRENGTH	TEAM	ADJ.	CONF.	ADJ CONF.
Average RPI Loss:	169	RECORD	PCT. RANK	GAMES	SCHEDULE	OF SCHEDULE	RPI	RPI	RPI	RPI
DIV. I ONLY	14- 18	213	2- 8	234	269	229	229	23	23	
DIV. I NON-CONF.	3- 7	248	0- 0	152	314	214	214	22	22	
TOTALS	RPI 1-25	RPI 26-50	W-L RECORDS	RPI 51-100	RPI 101-150	RPI 150+				
14- 18	0- 0	0- 2	OVERALL	0- 2	0- 4	14- 10				
7- 7	0- 0	0- 1	HOME	0- 1	0- 2	7- 3				
6- 10	0- 0	0- 1	AWAY	0- 1	0- 2	6- 6				
1- 1	0- 0	0- 0	NEUTRAL	0- 0	0- 0	1- 1				
3- 7	0- 0	0- 2	NON-CONFERENCE	0- 0	0- 1	3- 4				
0- 2	0- 0	0- 1	HOME	0- 0	0- 0	0- 1				
2- 4	0- 0	0- 1	AWAY	0- 0	0- 1	2- 2				
1- 1	0- 0	0- 0	NEUTRAL	0- 0	0- 0	1- 1				
11- 11	0- 0	0- 0	CONFERENCE	0- 2	0- 3	11- 6				
7- 5	0- 0	0- 0	HOME	0- 1	0- 2	7- 2				
4- 6	0- 0	0- 0	AWAY	0- 1	0- 1	4- 4				
0- 0	0- 0	0- 0	NEUTRAL	0- 0	0- 0	0- 0				

RPI S	Opponent	Score	RPI S	Opponent	Score	RPI S	Opponent	Score	RPI S	Opponent	Score	Team's RPI: 229
38	A St. Bonaventure	40 57	81	A Quinnipiac	52 94	111	A Iona	51 63				
49	H Albany (NY)	42 61	81	H Quinnipiac	59 69	111	H Iona	47 64				
						111	H Iona	51 64				
						136	A Southern Ill.	54 73				
						158	H Northeastern	67 70				
						161	A Marist	37 66				
						161	H Marist	60 56				
						199	A Fairfield	55 67				
						199	H Fairfield	51 71				
						223	A Canisius	58 52				
						223	H Canisius	61 57				
						228	A Navy	58 59				
						232	A New Hampshire	57 53				
						243	A Monmouth	69 63				
						243	H Monmouth	64 54				
						247	A Manhattan	49 56				
						247	H Manhattan	60 59				
						251	N Alabama St.	53 57				
						256	N Morgan St.	69 46				
						284	A Rider	58 70				
						284	H Rider	66 45				
						284	H Rider	79 76				
						289	A Niagara	59 51				
						289	H Niagara	45 54				
						299	A Colgate	50 52				
						315	A Fairleigh Dickinson	81 65				
LAST 12 Division I GAMES:												
111	H Iona	47 64	247	A Manhattan	49 56							
284	H Rider	79 76	111	H Iona	51 64							
289	H Niagara	45 54	199	A Fairfield	55 67							
161	H Marist	60 56	81	H Quinnipiac	59 69							
111	A Iona	51 63	338	A Saint Peter's	64 55							
199	H Fairfield	51 71	161	A Marist	37 66							

Non-Div I Games:

Siena

■ Loss,
 ■ Non-Conf,
 ■ S Site,
 ■ Home
 ■ A Away
 N Neutral

S
i
e
n
a

RPI S Siena
Opponent Score

Through Games Of March 6, 2016

RPI	S	Opponent	Score
338	A	Saint Peter's	64 55
338	H	Saint Peter's	59 58

S
i
e
n
a

Siena

Average RPI Win:	224	WON-LOST	WINNING	LAST 10	STRENGTH OF	OPP. STRENGTH	TEAM	ADJ.	CONF.	ADJ CONF.
Average RPI Loss:	154	RECORD	PCT. RANK	GAMES	SCHEDULE	OF SCHEDULE	RPI	RPI	RPI	RPI
DIV. I ONLY	13- 14	182	6- 4	185	206	184	184	15	15	
DIV. I NON-CONF.	2- 5	253	0- 0	170	247	231	231	14	14	
TOTALS	RPI 1-25	RPI 26-50	W-L RECORDS	RPI 51-100	RPI 101-150	RPI 150+				
13- 14	0- 1	0- 2	OVERALL	0- 0	4- 4	9- 7				
6- 7	0- 1	0- 1	HOME	0- 0	3- 1	3- 4				
7- 7	0- 0	0- 1	AWAY	0- 0	1- 2	6- 3				
0- 0	0- 0	0- 0	NEUTRAL	0- 0	0- 0	0- 0				
2- 5	0- 1	0- 0	NON-CONFERENCE	0- 0	0- 0	2- 4				
0- 3	0- 1	0- 0	HOME	0- 0	0- 0	0- 2				
2- 2	0- 0	0- 0	AWAY	0- 0	0- 0	2- 2				
0- 0	0- 0	0- 0	NEUTRAL	0- 0	0- 0	0- 0				
11- 9	0- 0	0- 2	CONFERENCE	0- 0	4- 4	7- 3				
6- 4	0- 0	0- 1	HOME	0- 0	3- 1	3- 2				
5- 5	0- 0	0- 1	AWAY	0- 0	1- 3	4- 1				
0- 0	0- 0	0- 0	NEUTRAL	0- 0	0- 0	0- 0				

RPI 1-25				RPI 26-50				RPI 51-100				RPI 101+ Team's RPI: 184			
RPI	S	Opponent	Score	RPI	S	Opponent	Score	RPI	S	Opponent	Score	RPI	S	Opponent	Score
24	H	Florida	60 72	40	A	Arkansas St.	51 58					103	A	Little Rock	43 74
				40	H	Arkansas St.	53 66					103	H	Little Rock	34 47
												133	A	La.-Lafayette	50 69
												133	H	La.-Lafayette	68 59
												142	A	Troy	75 71
												142	H	Troy	65 63
												146	A	UT Arlington	49 53
												146	H	UT Arlington	59 55
												155	A	Southern U.	45 50
												165	H	UAB	39 53
												171	A	Southern Miss.	51 71
												227	A	Grand Canyon	59 56
												242	A	Texas St.	70 56
												242	H	Texas St.	71 73
												251	A	Alabama St.	47 43
												262	A	Appalachian St.	68 54
												262	H	Appalachian St.	71 55
												272	A	La.-Monroe	63 57
												272	H	La.-Monroe	54 67
												273	A	Georgia St.	60 52
												273	H	Georgia St.	83 45
												278	H	UCF	36 77
												290	A	Ga. Southern	43 57
												290	H	Ga. Southern	48 45
LAST 12 Division I GAMES:															
242	A	Texas St.	70 56	290	H	Ga. Southern	48 45								
146	A	UT Arlington	49 53	273	H	Georgia St.	83 45								
133	H	La.-Lafayette	68 59	103	A	Little Rock	43 74								
272	H	La.-Monroe	54 67	40	A	Arkansas St.	51 58								
262	A	Appalachian St.	68 54	262	H	Appalachian St.	71 55								
142	H	Troy	65 63	142	A	Troy	75 71								

Non-Div I Games: Spring Hill 64 49 William Carey 66 30

South Ala.

Loss, Non-Conf, S Site, H Home A Away N Neutral

South Carolina

Through Games Of March 6, 2016

Average RPI Win:	95	WON-LOST	WINNING	LAST 10	STRENGTH OF	OPP. STRENGTH	TEAM	ADJ.	CONF.	ADJ CONF.
Average RPI Loss:	4	RECORD	PCT. RANK	GAMES	SCHEDULE	OF SCHEDULE	RPI	RPI	RPI	RPI
DIV. I ONLY	31- 1	3	9- 1	10	4	3	3	2	2	
DIV. I NON-CONF.	12- 1	9	0- 1	87	8	13	13	2	2	
TOTALS	RPI 1-25	RPI 26-50	W-L RECORDS	RPI 51-100	RPI 101-150	RPI 150+				
31- 1	11- 1	4- 0	OVERALL	4- 0	4- 0	8- 0				
14- 1	4- 1	3- 0	HOME	1- 0	2- 0	4- 0				
11- 0	4- 0	1- 0	AWAY	2- 0	1- 0	3- 0				
6- 0	3- 0	0- 0	NEUTRAL	1- 0	1- 0	1- 0				
12- 1	3- 1	1- 0	NON-CONFERENCE	1- 0	2- 0	5- 0				
6- 1	1- 1	1- 0	HOME	1- 0	0- 0	3- 0				
3- 0	1- 0	0- 0	AWAY	0- 0	1- 0	1- 0				
3- 0	1- 0	0- 0	NEUTRAL	0- 0	1- 0	1- 0				
19- 0	8- 0	3- 0	CONFERENCE	3- 0	2- 0	3- 0				
8- 0	3- 0	2- 0	HOME	0- 0	2- 0	1- 0				
8- 0	3- 0	1- 0	AWAY	2- 0	0- 0	2- 0				
3- 0	2- 0	0- 0	NEUTRAL	1- 0	0- 0	0- 0				

RPI	S	Opponent	Score	RPI	S	Opponent	Score	RPI	S	Opponent	Score	RPI	S	Opponent	Score
4	H	UConn	54 66	27	A	Tennessee	62 56	56	A	Auburn	74 58	118	A	Hawaii	67 51
7	H	Ohio St.	88 80	39	H	Georgia	61 51	56	N	Auburn	57 48	119	H	LSU	75 39
10	A	UCLA	68 65	43	H	Missouri	83 58	74	A	Vanderbilt	71 61	140	H	Arkansas	85 32
11	N	Arizona St.	60 58	47	H	Duke	66 55	88	H	Elon	78 63	147	N	East Carolina	88 57
12	A	Kentucky	73 62									160	A	Alabama	66 46
12	H	Kentucky	78 68									177	A	Ole Miss	66 45
12	N	Kentucky	93 63									177	H	Ole Miss	81 62
19	A	Texas A&M	70 63									207	H	Hampton	86 48
19	H	Texas A&M	59 58									212	N	CSU Bakersfield	90 71
23	A	Mississippi St.	57 51									259	A	Clemson	67 41
23	N	Mississippi St.	66 52									309	H	UNCG	92 44
24	H	Florida	86 71									326	H	Winthrop	86 37
LAST 12 Division I GAMES:															
		23 N Mississippi St.	66 52			39 H Georgia	61 51								
		12 N Kentucky	93 63			27 A Tennessee	62 56								
		56 N Auburn	57 48			24 H Florida	86 71								
		119 H LSU	75 39			4 H UConn	54 66								
		177 A Ole Miss	66 45			12 H Kentucky	78 68								
		160 A Alabama	66 46			19 A Texas A&M	70 63								

Non-Div I Games:

South Carolina

Loss, Non-Conf, S Site, H Home A Away N Neutral

Average RPI Win:	313	WON-LOST	WINNING	LAST 10	STRENGTH OF	OPP. STRENGTH	TEAM	ADJ.	CONF.	ADJ CONF.
Average RPI Loss:	228	RECORD	PCT. RANK	GAMES	SCHEDULE	OF SCHEDULE	RPI	RPI	RPI	RPI
DIV. I ONLY	9- 15	245	4- 6	346	340	312	312	32	32	
DIV. I NON-CONF.	2- 6	272	0- 0	306	273	290	290	30	30	
TOTALS	RPI 1-25	RPI 26-50	W-L RECORDS	RPI 51-100	RPI 101-150	RPI 150+				
9- 15	0- 0	0- 0	OVERALL	0- 1	0- 0	9- 14				
5- 4	0- 0	0- 0	HOME	0- 0	0- 0	5- 4				
4- 10	0- 0	0- 0	AWAY	0- 0	0- 0	4- 10				
0- 1	0- 0	0- 0	NEUTRAL	0- 1	0- 0	0- 0				
2- 6	0- 0	0- 0	NON-CONFERENCE	0- 1	0- 0	2- 5				
1- 0	0- 0	0- 0	HOME	0- 0	0- 0	1- 0				
1- 5	0- 0	0- 0	AWAY	0- 0	0- 0	1- 5				
0- 1	0- 0	0- 0	NEUTRAL	0- 1	0- 0	0- 0				
7- 9	0- 0	0- 0	CONFERENCE	0- 0	0- 0	7- 9				
4- 4	0- 0	0- 0	HOME	0- 0	0- 0	4- 4				
3- 5	0- 0	0- 0	AWAY	0- 0	0- 0	3- 5				
0- 0	0- 0	0- 0	NEUTRAL	0- 0	0- 0	0- 0				

RPI 1-25			RPI 26-50			RPI 51-100			RPI 101+			Team's RPI: 312				
RPI	S	Opponent	Score	RPI	S	Opponent	Score	RPI	S	Opponent	Score	RPI	S	Opponent	Score	
								99	N	Central Ark.	38	51				
												152	A	Jacksonville	47	79
												165	A	UAB	38	71
												189	A	Davidson	51	63
												207	A	Hampton	50	63
												215	A	Furman	46	59
												218	H	N.C. A&T	54	57
												245	A	Bethune-Cookman	50	65
												245	H	Bethune-Cookman	46	64
												250	H	Coppin St.	67	63
												256	H	Morgan St.	56	62
												259	A	Clemson	54	63
												274	A	UMES	55	61
												274	H	UMES	56	63
												293	A	Savannah St.	39	62
												293	H	Savannah St.	56	43
												297	A	Florida A&M	68	62
												305	H	Wofford	60	47
												322	A	Delaware St.	61	79
												322	H	Delaware St.	61	48
												327	A	North Florida	53	48
												332	A	Howard	65	63
												347	A	Norfolk St.	60	52
												348	H	N.C. Central	58	51
LAST 12 Division I GAMES:																
				245	H	Bethune-Cookman	46	64		250	H	Coppin St.	67	63		
				293	A	Savannah St.	39	62		322	A	Delaware St.	61	79		
				332	A	Howard	65	63		207	A	Hampton	50	63		
				274	A	UMES	55	61		347	A	Norfolk St.	60	52		
				293	H	Savannah St.	56	43		274	H	UMES	56	63		
				256	H	Morgan St.	56	62		322	H	Delaware St.	61	48		

Non-Div I Games: Morris 90 39 Southern Wesleyan 75 52

South Carolina St.

South Dakota

Through Games Of March 6, 2016

Average RPI Win:	210	WON-LOST	WINNING	LAST 10	STRENGTH OF	OPP. STRENGTH	TEAM	ADJ.	CONF.	ADJ CONF.
Average RPI Loss:	80	RECORD	PCT. RANK	GAMES	SCHEDULE	OF SCHEDULE	RPI	RPI	RPI	RPI
DIV. I ONLY	24- 5	21	10- 0	243	130	62	62	18	18	
DIV. I NON-CONF.	8- 4	99	0- 0	178	16	87	87	18	18	
TOTALS	RPI 1-25	RPI 26-50	W-L RECORDS	RPI 51-100	RPI 101-150	RPI 150+				
24- 5	0- 0	0- 2	OVERALL	5- 2	3- 1	16- 0				
11- 1	0- 0	0- 1	HOME	3- 0	2- 0	6- 0				
11- 4	0- 0	0- 1	AWAY	2- 2	1- 1	8- 0				
2- 0	0- 0	0- 0	NEUTRAL	0- 0	0- 0	2- 0				
8- 4	0- 0	0- 2	NON-CONFERENCE	3- 2	0- 0	5- 0				
3- 1	0- 0	0- 1	HOME	2- 0	0- 0	1- 0				
4- 3	0- 0	0- 1	AWAY	1- 2	0- 0	3- 0				
1- 0	0- 0	0- 0	NEUTRAL	0- 0	0- 0	1- 0				
16- 1	0- 0	0- 0	CONFERENCE	2- 0	3- 1	11- 0				
8- 0	0- 0	0- 0	HOME	1- 0	2- 0	5- 0				
7- 1	0- 0	0- 0	AWAY	1- 0	1- 1	5- 0				
1- 0	0- 0	0- 0	NEUTRAL	0- 0	0- 0	1- 0				

RPI S	Opponent	Score	RPI S	Opponent	Score	RPI S	Opponent	Score	RPI S	Opponent	Score
33	H Washington	64 77	48	A Kansas St.	81 84	60	A South Dakota St.	63 58	124	A IUPUI	74 63
						60	H South Dakota St.	80 75	124	H IUPUI	65 59
						87	A Utah	59 66	138	A Oral Roberts	56 60
						94	A North Dakota	73 70	138	H Oral Roberts	71 48
						96	A UNI	43 64	164	A Fla. Atlantic	76 53
						97	H Marquette	97 69	180	A Illinois	85 76
						98	H Drake	92 87	192	A San Jose St.	87 77
									234	A Western Ill.	102 77
									234	H Western Ill.	86 50
									239	A Omaha	70 55
									239	H Omaha	82 76
									262	N Appalachian St.	87 60
									300	A Denver	79 33
									300	H Denver	85 60
									300	N Denver	73 54
									316	A IPFW	90 63
									316	H IPFW	92 60
									323	H Portland St.	103 61
									324	A North Dakota St.	96 94
									324	H North Dakota St.	80 54
LAST 12 Division I GAMES:											
300	N Denver	73 54	239	A Omaha	70 55						
124	A IUPUI	74 63	300	A Denver	79 33						
316	A IPFW	90 63	324	H North Dakota St.	80 54						
60	H South Dakota St.	80 75	234	A Western Ill.	102 77						
234	H Western Ill.	86 50	124	H IUPUI	65 59						
138	H Oral Roberts	71 48	316	H IPFW	92 60						

Non-Div I Games: Dakota Wesleyan 94 54

South Dakota

Loss, Non-Conf, S Site, H Home A Away N Neutral

Average RPI Win:	213	WON-LOST	WINNING	LAST 10	STRENGTH OF	OPP. STRENGTH	TEAM	ADJ.	CONF.	ADJ CONF.
Average RPI Loss:	47	RECORD	PCT. RANK	GAMES	SCHEDULE	OF SCHEDULE	RPI	RPI	RPI	RPI
DIV. I ONLY	24- 6	28	8- 2	162	132	60	60	18	18	
DIV. I NON-CONF.	10- 3	61	0- 0	43	14	29	29	18	18	
TOTALS	RPI 1-25	RPI 26-50	W-L RECORDS	RPI 51-100	RPI 101-150	RPI 150+				
24- 6	1- 3	0- 0	OVERALL	1- 2	6- 1	16- 0				
13- 2	1- 1	0- 0	HOME	1- 1	3- 0	8- 0				
8- 3	0- 1	0- 0	AWAY	0- 1	2- 1	6- 0				
3- 1	0- 1	0- 0	NEUTRAL	0- 0	1- 0	2- 0				
10- 3	1- 3	0- 0	NON-CONFERENCE	1- 0	3- 0	5- 0				
6- 1	1- 1	0- 0	HOME	1- 0	1- 0	3- 0				
2- 1	0- 1	0- 0	AWAY	0- 0	1- 0	1- 0				
2- 1	0- 1	0- 0	NEUTRAL	0- 0	1- 0	1- 0				
14- 3	0- 0	0- 0	CONFERENCE	0- 2	3- 1	11- 0				
7- 1	0- 0	0- 0	HOME	0- 1	2- 0	5- 0				
6- 2	0- 0	0- 0	AWAY	0- 1	1- 1	5- 0				
1- 0	0- 0	0- 0	NEUTRAL	0- 0	0- 0	1- 0				

RPI 1-25				RPI 26-50				RPI 51-100 Team's RPI: 60				RPI 101+			
RPI	S	Opponent	Score	RPI	S	Opponent	Score	RPI	S	Opponent	Score	RPI	S	Opponent	Score
1	H	Notre Dame	64 75					62	A	South Dakota	75 80	121	A	Creighton	53 51
8	N	Maryland	55 62					62	H	South Dakota	58 63	124	A	IUPUI	60 63
20	H	DePaul	88 79					96	H	UNI	89 86	124	H	IUPUI	68 66
25	A	Green Bay	57 58									125	N	Pittsburgh	55 54
												138	A	Oral Roberts	68 50
												138	H	Oral Roberts	60 48
												140	H	Arkansas	76 69
												154	N	Old Dominion	71 39
												161	H	Marist	77 68
												173	H	Northern Colo.	66 62
												234	A	Western Ill.	66 65
												234	H	Western Ill.	85 63
												239	A	Omaha	65 47
												239	H	Omaha	68 58
												257	A	Bowling Green	58 45
												300	A	Denver	76 39
												300	H	Denver	80 52
												316	A	IPFW	61 42
												316	H	IPFW	92 64
												316	N	IPFW	80 60
												323	H	Portland St.	74 65
												324	A	North Dakota St.	81 63
												324	H	North Dakota St.	81 47
LAST 12 Division I GAMES:															
316	N	IPFW	80 60	138	H	Oral Roberts	60 48								
234	A	Western Ill.	66 65	324	H	North Dakota St.	81 47								
124	A	IUPUI	60 63	239	A	Omaha	65 47								
62	A	South Dakota	75 80	138	A	Oral Roberts	68 50								
300	H	Denver	80 52	234	H	Western Ill.	85 63								
316	H	IPFW	92 64	124	H	IUPUI	68 66								

Non-Div I Games:

South Dakota St.

■ Loss,
 ■ Non-Conf, S Site,
 ■ Home
 ■ Away
 N Neutral

Average RPI Win: 151		WON-LOST	WINNING	LAST 10	STRENGTH OF		OPP. STRENGTH	TEAM	ADJ.	CONF.	ADJ CONF.
Average RPI Loss: 35		RECORD	PCT. RANK	GAMES	SCHEDULE		OF SCHEDULE	RPI	RPI	RPI	RPI
DIV. I ONLY		23- 8	54	7- 3	49		64	21	21	9	9
DIV. I NON-CONF.		7- 4	110	0- 1	8		6	23	23	7	7
TOTALS		RPI 1-25	RPI 26-50		W-L RECORDS		RPI 51-100	RPI 101-150		RPI 150+	
23- 8	0- 5	2- 0		OVERALL		6- 2	4- 1		11- 0		
15- 1	0- 1	2- 0		HOME		4- 0	3- 0		6- 0		
6- 6	0- 1	0- 0		AWAY		1- 1	1- 0		4- 0		
2- 1	0- 1	0- 0		NEUTRAL		1- 0	0- 0		1- 0		
7- 4	0- 3	2- 0		NON-CONFERENCE		2- 1	1- 0		2- 0		
7- 0	0- 0	2- 0		HOME		2- 0	1- 0		2- 0		
0- 3	0- 2	0- 0		AWAY		0- 1	0- 0		0- 0		
0- 1	0- 1	0- 0		NEUTRAL		0- 0	0- 0		0- 0		
16- 4	0- 2	0- 0		CONFERENCE		4- 1	3- 1		9- 0		
8- 1	0- 1	0- 0		HOME		2- 0	2- 0		4- 0		
6- 3	0- 1	0- 0		AWAY		1- 1	1- 1		4- 0		
2- 0	0- 0	0- 0		NEUTRAL		1- 0	0- 0		1- 0		

RPI	S	Opponent	Score	RPI	S	Opponent	Score	RPI	S	Opponent	Score	RPI	S	Opponent	Score
2	A	Baylor	63 66	30	H	Oklahoma St.	68 46	51	A	St. John's (NY)	70 74	110	A	Memphis	87 88
4	A	UConn	59 79	41	H	Chattanooga	61 33	69	A	Temple	66 68	110	H	Memphis	97 82
4	H	UConn	59 75					69	H	Temple	76 62	130	H	Penn St.	101 79
14	A	Louisville	50 67					69	N	Temple	64 46	147	A	East Carolina	61 59
23	N	Mississippi St.	58 68					73	A	Tulane	71 67	147	H	East Carolina	75 54
								73	H	Tulane	77 65	152	H	Jacksonville	74 52
								79	H	Drexel	73 58	179	H	Butler	87 77
								92	H	Harvard	86 59	190	A	Tulsa	72 66
												193	A	SMU	66 48
												193	H	SMU	83 56
												193	N	SMU	73 60
												237	A	Cincinnati	78 51
												237	H	Cincinnati	82 49
												278	A	UCF	88 49
												278	H	UCF	108 63
												285	H	Houston	73 49
LAST 12 Division I GAMES:															
69	N	Temple	64 46	14	A	Louisville	50 67								
193	N	SMU	73 60	237	A	Cincinnati	78 51								
4	A	UConn	59 79	73	H	Tulane	77 65								
69	H	Temple	76 62	69	A	Temple	66 68								
190	A	Tulsa	72 66	237	H	Cincinnati	82 49								
110	H	Memphis	97 82	193	A	SMU	66 48								

Non-Div I Games:

South Fla.

■ Loss,
 ■ Non-Conf,
 ■ S Site,
 ■ Home
 ■ A Away
 N Neutral

Average RPI Win:	277	WON-LOST	WINNING	LAST 10	STRENGTH OF	OPP. STRENGTH	TEAM	ADJ.	CONF.	ADJ CONF.
Average RPI Loss:	152	RECORD	PCT. RANK	GAMES	SCHEDULE	OF SCHEDULE	RPI	RPI	RPI	RPI
DIV. I ONLY	13- 15	196	3- 7	274	284	231	231	24	24	
DIV. I NON-CONF.	5- 6	180	0- 1	173	329	176	176	24	24	
TOTALS	RPI 1-25	RPI 26-50	W-L RECORDS	RPI 51-100	RPI 101-150	RPI 150+				
13- 15	0- 0	0- 1	OVERALL	1- 3	0- 6	12- 5				
7- 4	0- 0	0- 0	HOME	1- 1	0- 3	6- 0				
6- 8	0- 0	0- 1	AWAY	0- 1	0- 2	6- 4				
0- 3	0- 0	0- 0	NEUTRAL	0- 1	0- 1	0- 1				
5- 6	0- 0	0- 1	NON-CONFERENCE	0- 3	0- 1	5- 1				
1- 2	0- 0	0- 0	HOME	0- 1	0- 1	1- 0				
4- 2	0- 0	0- 1	AWAY	0- 1	0- 0	4- 0				
0- 2	0- 0	0- 0	NEUTRAL	0- 1	0- 0	0- 1				
8- 9	0- 0	0- 0	CONFERENCE	1- 0	0- 5	7- 4				
6- 2	0- 0	0- 0	HOME	1- 0	0- 2	5- 0				
2- 6	0- 0	0- 0	AWAY	0- 0	0- 2	2- 4				
0- 1	0- 0	0- 0	NEUTRAL	0- 0	0- 1	0- 0				

RPI S	Opponent	Score	RPI S	Opponent	Score	RPI S	Opponent	Score	RPI S	Opponent	Score	Team's RPI: 231
43	A Missouri	32 74	54	A Saint Louis	52 67	104	A UT Martin	65 95				
			59	N UC Riverside	67 85	104	H UT Martin	74 84				
			78	H Belmont	81 74	136	H Southern Ill.	72 87				
			99	H Central Ark.	54 63	145	A SIUE	73 80				
						145	H SIUE	75 89				
						145	N SIUE	76 80				
						178	A Eastern Ky.	55 56				
						201	N Idaho St.	64 65				
						234	A Western Ill.	89 84				
						258	H Tennessee St.	75 65				
						264	A Murray St.	61 80				
						264	H Murray St.	96 59				
						269	A Austin Peay	71 74				
						269	H Austin Peay	71 69				
						280	A Tennessee Tech	60 57				
						291	A Wichita St.	66 62				
						296	H Jacksonville St.	61 47				
						302	H UMKC	78 65				
						306	A Morehead St.	89 79				
						333	A Lipscomb	84 69				
						340	A Eastern Ill.	59 64				
						340	H Eastern Ill.	82 52				
						346	A Alabama A&M	69 58				
LAST 12 Division I GAMES:												
145	N SIUE	76 80	104	A UT Martin	65 95							
59	N UC Riverside	67 85	340	A Eastern Ill.	59 64							
269	A Austin Peay	71 74	264	H Murray St.	96 59							
145	H SIUE	75 89	269	H Austin Peay	71 69							
340	H Eastern Ill.	82 52	104	H UT Martin	74 84							
264	A Murray St.	61 80	145	A SIUE	73 80							

Non-Div I Games: Harris-Stowe 78 66 William Woods 94 58

Southeast Mo. St.

■ Loss,
 ■ Non-Conf,
 ■ S Site,
 ■ Home
 ■ A Away
 N Neutral

Average RPI Win:	272	WON-LOST	WINNING	LAST 10	STRENGTH OF	OPP. STRENGTH	TEAM	ADJ.	CONF.	ADJ CONF.
Average RPI Loss:	175	RECORD	PCT. RANK	GAMES	SCHEDULE	OF SCHEDULE	RPI	RPI	RPI	RPI
DIV. I ONLY	4- 25	331	1- 9	165	277	318	318	25	25	
DIV. I NON-CONF.	1- 10	330	0- 0	135	186	281	281	26	26	
TOTALS	RPI 1-25	RPI 26-50	W-L RECORDS	RPI 51-100	RPI 101-150	RPI 150+				
4- 25	0- 1	0- 0	OVERALL	0- 6	0- 8	4- 10				
3- 10	0- 0	0- 0	HOME	0- 3	0- 3	3- 4				
1- 15	0- 1	0- 0	AWAY	0- 3	0- 5	1- 6				
0- 0	0- 0	0- 0	NEUTRAL	0- 0	0- 0	0- 0				
1- 10	0- 1	0- 0	NON-CONFERENCE	0- 2	0- 4	1- 3				
0- 4	0- 0	0- 0	HOME	0- 1	0- 1	0- 2				
1- 6	0- 1	0- 0	AWAY	0- 1	0- 3	1- 1				
0- 0	0- 0	0- 0	NEUTRAL	0- 0	0- 0	0- 0				
3- 15	0- 0	0- 0	CONFERENCE	0- 4	0- 4	3- 7				
3- 6	0- 0	0- 0	HOME	0- 2	0- 2	3- 2				
0- 9	0- 0	0- 0	AWAY	0- 2	0- 2	0- 5				
0- 0	0- 0	0- 0	NEUTRAL	0- 0	0- 0	0- 0				

RPI	S	Opponent	Score	RPI	S	Opponent	Score	RPI	S	Opponent	Score	RPI	S	Opponent	Score	Team's RPI: 318
23	A	Mississippi St.	41 81					56	H	Auburn	68 80	102	A	Wright St.	72 106	
								72	A	Georgia Tech	49 102	114	A	Northwestern St.	62 82	
								76	A	Abilene Christian	70 72	114	H	Northwestern St.	58 73	
								76	H	Abilene Christian	72 88	137	A	Texas Tech	51 113	
								99	A	Central Ark.	58 80	140	A	Arkansas	53 97	
								99	H	Central Ark.	60 64	142	H	Troy	90 100	
												144	A	McNeese St.	79 96	
												144	H	McNeese St.	74 83	
												168	A	Xavier	27 67	
												198	H	SFA	65 56	
												236	A	Sam Houston St.	56 80	
												248	A	Houston Baptist	56 64	
												272	H	La.-Monroe	84 88	
												287	H	Lamar	73 66	
												297	A	Florida A&M	62 57	
												304	A	Nicholls St.	52 70	
												304	H	Nicholls St.	78 68	
												307	H	Jackson St.	72 79	
												313	A	A&M-Corpus Christi	67 69	
												329	H	Incarinate Word	66 70	
												331	A	New Orleans	55 57	
												331	H	New Orleans	51 62	
LAST 12 Division I GAMES:																
304	A	Nicholls St.	52 70	304	H	Nicholls St.	78 68									
331	A	New Orleans	55 57	144	H	McNeese St.	74 83									
99	H	Central Ark.	60 64	76	H	Abilene Christian	72 88									
114	H	Northwestern St.	58 73	99	A	Central Ark.	58 80									
76	A	Abilene Christian	70 72	114	A	Northwestern St.	62 82									
331	H	New Orleans	51 62	144	A	McNeese St.	79 96									

Non-Div I Games:

Southeastern La.

Average RPI Win: 235	WON-LOST	WINNING	LAST 10	STRENGTH OF	OPP. STRENGTH	TEAM	ADJ.	CONF.	ADJ CONF.
Average RPI Loss: 134	RECORD	PCT. RANK	GAMES	SCHEDULE	OF SCHEDULE	RPI	RPI	RPI	RPI
DIV. I ONLY	19- 11	91	7- 3	221	226	136	136	21	21
DIV. I NON-CONF.	7- 5	135	1- 0	128	241	124	124	17	17
TOTALS	RPI 1-25	RPI 26-50	W-L RECORDS	RPI 51-100	RPI 101-150	RPI 150+			
19- 11	0- 1	0- 0	OVERALL	3- 3	2- 3	14- 4			
10- 5	0- 0	0- 0	HOME	1- 2	1- 2	8- 1			
9- 6	0- 1	0- 0	AWAY	2- 1	1- 1	6- 3			
0- 0	0- 0	0- 0	NEUTRAL	0- 0	0- 0	0- 0			
7- 5	0- 1	0- 0	NON-CONFERENCE	0- 0	2- 3	5- 1			
4- 2	0- 0	0- 0	HOME	0- 0	1- 2	3- 0			
3- 3	0- 1	0- 0	AWAY	0- 0	1- 1	2- 1			
0- 0	0- 0	0- 0	NEUTRAL	0- 0	0- 0	0- 0			
12- 6	0- 0	0- 0	CONFERENCE	3- 3	0- 0	9- 3			
6- 3	0- 0	0- 0	HOME	1- 2	0- 0	5- 1			
6- 3	0- 0	0- 0	AWAY	2- 1	0- 0	4- 2			
0- 0	0- 0	0- 0	NEUTRAL	0- 0	0- 0	0- 0			

RPI 1-25				RPI 26-50				RPI 51-100				RPI 101+ Team's RPI: 136			
RPI	S	Opponent	Score	RPI	S	Opponent	Score	RPI	S	Opponent	Score	RPI	S	Opponent	Score
20	A	DePaul	61 105					91	A	Missouri St.	77 82	104	H	UT Martin	63 70
								91	H	Missouri St.	69 61	110	A	Memphis	58 61
								96	A	UNI	65 60	113	A	Mercer	55 52
								96	H	UNI	64 73	134	H	Marshall	55 61
								98	A	Drake	77 67	145	H	SIUE	71 57
								98	H	Drake	64 71	174	A	Loyola Chicago	59 83
												174	H	Loyola Chicago	68 69
												180	A	Illinois	64 78
												225	A	Indiana St.	62 58
												225	H	Indiana St.	76 64
												229	H	Siena	73 54
												231	A	Southeast Mo. St.	87 72
												258	H	Tennessee St.	79 70
												264	A	Murray St.	70 57
												291	A	Wichita St.	48 57
												291	H	Wichita St.	80 66
												303	A	Bradley	65 51
												303	H	Bradley	75 49
												306	H	Morehead St.	102 69
												314	A	Illinois St.	68 55
												314	H	Illinois St.	76 71
												330	A	Evansville	66 63
												330	H	Evansville	74 56
LAST 12 Division I GAMES:															
258	H	Tennessee St.	79 70	91	H	Missouri St.	69 61								
98	H	Drake	64 71	330	A	Evansville	66 63								
96	H	UNI	64 73	303	A	Bradley	65 51								
225	A	Indiana St.	62 58	174	A	Loyola Chicago	59 83								
314	A	Illinois St.	68 55	314	H	Illinois St.	76 71								
291	H	Wichita St.	80 66	225	H	Indiana St.	76 64								

Non-Div I Games:

Southern Ill.

■ Loss,
 ■ Non-Conf,
 ■ S Site,
 ■ Home
 ■ A Away
 N Neutral

Average RPI Win:	228	WON-LOST	WINNING	LAST 10	STRENGTH OF	OPP. STRENGTH	TEAM	ADJ.	CONF.	ADJ CONF.
Average RPI Loss:	106	RECORD	PCT. RANK	GAMES	SCHEDULE	OF SCHEDULE	RPI	RPI	RPI	RPI
DIV. I ONLY	13- 15	196	3- 7	132	113	171	171	13	13	
DIV. I NON-CONF.	6- 4	125	1- 1	101	117	105	105	11	11	
TOTALS	RPI 1-25	RPI 26-50	W-L RECORDS	RPI 51-100	RPI 101-150	RPI 150+				
13- 15	0- 2	0- 4	OVERALL	0- 2	1- 1	12- 6				
11- 3	0- 0	0- 2	HOME	0- 0	1- 1	10- 0				
2- 11	0- 2	0- 2	AWAY	0- 2	0- 0	2- 5				
0- 1	0- 0	0- 0	NEUTRAL	0- 0	0- 0	0- 1				
6- 4	0- 2	0- 1	NON-CONFERENCE	0- 0	1- 0	5- 1				
5- 0	0- 0	0- 0	HOME	0- 0	1- 0	4- 0				
1- 3	0- 2	0- 1	AWAY	0- 0	0- 0	1- 0				
0- 1	0- 0	0- 0	NEUTRAL	0- 0	0- 0	0- 1				
7- 11	0- 0	0- 3	CONFERENCE	0- 2	0- 1	7- 5				
6- 3	0- 0	0- 2	HOME	0- 0	0- 1	6- 0				
1- 8	0- 0	0- 1	AWAY	0- 2	0- 0	1- 5				
0- 0	0- 0	0- 0	NEUTRAL	0- 0	0- 0	0- 0				

RPI	S	Opponent	Score	RPI	S	Opponent	Score	RPI	S	Opponent	Score	RPI	S	Opponent	Score	Team's RPI: 171
2	A	Baylor	42 97	31	A	UTEP	64 72	67	A	Middle Tenn.	44 74	112	H	Samford	56 48	
23	A	Mississippi St.	65 78	31	H	UTEP	54 57	77	A	Charlotte	59 80	134	H	Marshall	53 63	
				37	H	Western Ky.	53 54					153	N	North Carolina	62 69	
				41	A	Chattanooga	48 53					154	A	Old Dominion	45 53	
												164	H	Fla. Atlantic	89 80	
												165	A	UAB	49 53	
												177	H	Ole Miss	57 38	
												183	A	Louisiana Tech	37 72	
												183	H	Louisiana Tech	69 59	
												184	H	South Ala.	71 51	
												233	A	Rice	59 49	
												233	H	Rice	68 62	
												240	A	North Texas	55 57	
												240	H	North Texas	57 38	
												246	A	UTSA	41 47	
												246	H	UTSA	65 53	
												251	H	Alabama St.	65 44	
												280	A	Tennessee Tech	69 57	
												311	H	FIU	82 55	
												349	H	Mississippi Val.	71 55	
LAST 12 Division I GAMES:																
112	H	Samford	56 48	246	H	UTSA	65 53									
41	A	Chattanooga	48 53	31	H	UTEP	54 57									
134	H	Marshall	53 63	67	A	Middle Tenn.	44 74									
37	H	Western Ky.	53 54	165	A	UAB	49 53									
240	A	North Texas	55 57	233	H	Rice	68 62									
233	A	Rice	59 49	240	H	North Texas	57 38									

Non-Div I Games: William Carey 75 34

Southern Miss.

Average RPI Win:	292	WON-LOST	WINNING	LAST 10	STRENGTH OF	OPP. STRENGTH	TEAM	ADJ.	CONF.	ADJ CONF.
Average RPI Loss:	134	RECORD	PCT. RANK	GAMES	SCHEDULE	OF SCHEDULE	RPI	RPI	RPI	RPI
DIV. I ONLY	15- 10	113	8- 2	280	323	155	155	31	31	
DIV. I NON-CONF.	1- 6	311	0- 0	20	4	189	189	31	31	
TOTALS	RPI 1-25	RPI 26-50	W-L RECORDS	RPI 51-100	RPI 101-150	RPI 150+				
15- 10	0- 2	0- 1	OVERALL	0- 2	0- 1	15- 4				
9- 1	0- 0	0- 0	HOME	0- 0	0- 0	9- 1				
6- 9	0- 1	0- 1	AWAY	0- 2	0- 1	6- 3				
0- 0	0- 0	0- 0	NEUTRAL	0- 0	0- 0	0- 0				
1- 6	0- 2	0- 1	NON-CONFERENCE	0- 2	0- 1	1- 0				
1- 0	0- 0	0- 0	HOME	0- 0	0- 0	1- 0				
0- 6	0- 2	0- 1	AWAY	0- 2	0- 1	0- 0				
0- 0	0- 0	0- 0	NEUTRAL	0- 0	0- 0	0- 0				
14- 4	0- 0	0- 0	CONFERENCE	0- 0	0- 0	14- 4				
8- 1	0- 0	0- 0	HOME	0- 0	0- 0	8- 1				
6- 3	0- 0	0- 0	AWAY	0- 0	0- 0	6- 3				
0- 0	0- 0	0- 0	NEUTRAL	0- 0	0- 0	0- 0				

RPI 1-25				RPI 26-50				RPI 51-100				RPI 101+ Team's RPI: 155			
RPI	S	Opponent	Score	RPI	S	Opponent	Score	RPI	S	Opponent	Score	RPI	S	Opponent	Score
8	A	Maryland	61 94	48	A	Kansas St.	47 59	73	A	Tulane	48 77	127	A	Iowa St.	46 86
19	A	Texas A&M	47 88					95	A	Nebraska	38 89	184	H	South Ala.	50 45
												186	A	Grambling	52 65
												186	H	Grambling	80 68
												235	A	Texas Southern	45 59
												235	H	Texas Southern	56 55
												251	A	Alabama St.	57 55
												251	H	Alabama St.	59 60
												279	A	Prairie View	65 55
												279	H	Prairie View	72 45
												295	A	Alcorn	74 85
												295	H	Alcorn	66 57
												307	A	Jackson St.	66 57
												307	H	Jackson St.	84 57
												334	A	Ark.-Pine Bluff	78 61
												334	H	Ark.-Pine Bluff	74 70
												346	A	Alabama A&M	68 62
												346	H	Alabama A&M	77 38
												349	A	Mississippi Val.	99 36
												349	H	Mississippi Val.	78 26
LAST 12 Division I GAMES:															
279	H	Prairie View	72 45	334	H	Ark.-Pine Bluff	74 70								
235	H	Texas Southern	56 55	307	A	Jackson St.	66 57								
295	A	Alcorn	74 85	186	A	Grambling	52 65								
346	A	Alabama A&M	68 62	295	H	Alcorn	66 57								
251	A	Alabama St.	57 55	346	H	Alabama A&M	77 38								
349	H	Mississippi Val.	78 26	251	H	Alabama St.	59 60								

Non-Div I Games: Tougaloo 81 48 Spring Hill 65 46

Southern U.

Loss, Non-Conf, S Site, H Home A Away N Neutral

Southern Utah

Through Games Of March 6, 2016

Average RPI Win:	318	WON-LOST	WINNING	LAST 10	STRENGTH OF	OPP. STRENGTH	TEAM	ADJ.	CONF.	ADJ CONF.
Average RPI Loss:	174	RECORD	PCT. RANK	GAMES	SCHEDULE	OF SCHEDULE	RPI	RPI	RPI	RPI
DIV. I ONLY	4- 24	327	2- 8	215	288	335	335	19	19	
DIV. I NON-CONF.	2- 8	290	0- 0	277	285	326	326	23	23	
TOTALS	RPI 1-25	RPI 26-50	W-L RECORDS	RPI 51-100	RPI 101-150	RPI 150+				
4- 24	0- 0	0- 0	OVERALL	0- 2	0- 4	4- 18				
4- 8	0- 0	0- 0	HOME	0- 0	0- 1	4- 7				
0- 15	0- 0	0- 0	AWAY	0- 2	0- 3	0- 10				
0- 1	0- 0	0- 0	NEUTRAL	0- 0	0- 0	0- 1				
2- 8	0- 0	0- 0	NON-CONFERENCE	0- 1	0- 2	2- 5				
2- 1	0- 0	0- 0	HOME	0- 0	0- 0	2- 1				
0- 6	0- 0	0- 0	AWAY	0- 1	0- 2	0- 3				
0- 1	0- 0	0- 0	NEUTRAL	0- 0	0- 0	0- 1				
2- 16	0- 0	0- 0	CONFERENCE	0- 1	0- 2	2- 13				
2- 7	0- 0	0- 0	HOME	0- 0	0- 1	2- 6				
0- 9	0- 0	0- 0	AWAY	0- 1	0- 1	0- 7				
0- 0	0- 0	0- 0	NEUTRAL	0- 0	0- 0	0- 0				

RPI S	Opponent	Score	RPI S	Opponent	Score	RPI S	Opponent	Score	RPI S	Opponent	Score	Team's RPI: 335
						55	A Southern California	32 71	106	A TCU	47 76	
						94	A North Dakota	56 68	107	A New Mexico St.	60 74	
									135	A Idaho	48 93	
									135	H Idaho	51 62	
									151	A Montana St.	59 86	
									151	H Montana St.	66 87	
									162	A Montana	60 66	
									162	H Montana	50 81	
									167	H Sacramento St.	72 82	
									173	A Northern Colo.	44 64	
									176	A New Mexico	48 70	
									181	A Eastern Wash.	53 64	
									181	H Eastern Wash.	82 85	
									182	A Weber St.	56 75	
									182	H Weber St.	51 69	
									201	A Idaho St.	47 64	
									201	H Idaho St.	67 71	
									202	A UNLV	44 79	
									211	A Utah Valley	58 70	
									218	N N.C. A&T	65 78	
									298	H CSUN	67 65	
									310	A Northern Ariz.	48 57	
									310	H Northern Ariz.	73 68	
									323	H Portland St.	76 64	
									336	H UC Irvine	58 63	
									341	H Air Force	75 56	
LAST 12 Division I GAMES:												
			323	H Portland St.	76 64				162	H Montana	50 81	
			167	H Sacramento St.	72 82				181	A Eastern Wash.	53 64	
			310	H Northern Ariz.	73 68				135	A Idaho	48 93	
			201	A Idaho St.	47 64				182	H Weber St.	51 69	
			182	A Weber St.	56 75				201	H Idaho St.	67 71	
			151	H Montana St.	66 87				94	A North Dakota	56 68	

Non-Div I Games:

Southern Utah

■ Loss,
 ■ Non-Conf,
 ■ S Site,
 ■ Home
 ■ A Away
 N Neutral

St. Bonaventure

Through Games Of March 6, 2016

Average RPI Win:	155	WON-LOST	WINNING	LAST 10	STRENGTH OF	OPP. STRENGTH	TEAM	ADJ.	CONF.	ADJ CONF.
Average RPI Loss:	91	RECORD	PCT. RANK	GAMES	SCHEDULE	OF SCHEDULE	RPI	RPI	RPI	RPI
DIV. I ONLY	23- 7	41	6- 4	83	89	38	38	7	7	
DIV. I NON-CONF.	11- 2	28	0- 0	123	95	26	26	8	8	
TOTALS	RPI 1-25	RPI 26-50	W-L RECORDS	RPI 51-100	RPI 101-150	RPI 150+				
23- 7	1- 2	2- 0	OVERALL	3- 3	5- 0	12- 2				
16- 0	1- 0	2- 0	HOME	2- 0	5- 0	6- 0				
7- 6	0- 1	0- 0	AWAY	1- 2	0- 0	6- 0				
0- 1	0- 0	0- 0	NEUTRAL	0- 1	0- 0	0- 0				
11- 2	0- 1	1- 0	NON-CONFERENCE	1- 1	4- 0	5- 0				
8- 0	0- 0	1- 0	HOME	1- 0	4- 0	2- 0				
3- 2	0- 1	0- 0	AWAY	0- 1	0- 0	3- 0				
0- 0	0- 0	0- 0	NEUTRAL	0- 0	0- 0	0- 0				
12- 5	1- 1	1- 0	CONFERENCE	2- 2	1- 0	7- 2				
8- 0	1- 0	1- 0	HOME	1- 0	1- 0	4- 0				
4- 4	0- 1	0- 0	AWAY	1- 1	0- 0	3- 2				
0- 1	0- 0	0- 0	NEUTRAL	0- 1	0- 0	0- 0				

RPI S	Opponent	Score	RPI S	Opponent	Score	Team's RPI: 38	RPI S	Opponent	Score	RPI S	Opponent	Score
18	A Duquesne	62 74	26	H George Washington	69 67		54	H Saint Louis	80 59	105	H Toledo	74 63
18	H Duquesne	60 48	35	H James Madison	56 45		71	A VCU	47 52	115	H Saint Joseph's	65 51
20	A DePaul	54 77					71	N VCU	50 59	130	H Penn St.	70 60
							79	A Drexel	46 58	131	H Buffalo	59 32
							84	A Dayton	59 54	143	H Detroit	84 73
							100	H Georgetown	69 54	157	A Stony Brook	73 68
										159	A Fordham	68 77
										159	H Fordham	55 41
										169	H George Mason	70 55
										189	A Davidson	59 47
										196	H Richmond	66 43
										213	A Rhode Island	69 56
										221	A Massachusetts	60 69
										221	H Massachusetts	66 41
										223	A Canisius	59 47
										229	H Siena	57 40
										282	A La Salle	70 63
										289	H Niagara	67 55
										299	A Colgate	62 38
LAST 12 Division I GAMES:												
71	N VCU	50 59	54	H Saint Louis	80 59							
18	H Duquesne	60 48	71	A VCU	47 52							
159	A Fordham	68 77	196	H Richmond	66 43							
282	A La Salle	70 63	115	H Saint Joseph's	65 51							
26	H George Washington	69 67	18	A Duquesne	62 74							
221	A Massachusetts	60 69	84	A Dayton	59 54							

Non-Div I Games:

St. Bonaventure

Loss, Non-Conf, S Site, H Home A Away N Neutral

Average RPI Win:	275	WON-LOST	WINNING	LAST 10	STRENGTH OF	OPP. STRENGTH	TEAM	ADJ.	CONF.	ADJ CONF.
Average RPI Loss:	252	RECORD	PCT. RANK	GAMES	SCHEDULE	OF SCHEDULE	RPI	RPI	RPI	RPI
DIV. I ONLY	7- 22	297	3- 7	340	345	337	337	30	30	
DIV. I NON-CONF.	3- 8	258	0- 0	317	332	314	314	32	32	
TOTALS	RPI 1-25	RPI 26-50	W-L RECORDS	RPI 51-100	RPI 101-150	RPI 150+				
7- 22	0- 0	0- 0	OVERALL	0- 3	0- 0	7- 19				
2- 10	0- 0	0- 0	HOME	0- 1	0- 0	2- 9				
4- 11	0- 0	0- 0	AWAY	0- 1	0- 0	4- 10				
1- 1	0- 0	0- 0	NEUTRAL	0- 1	0- 0	1- 0				
3- 8	0- 0	0- 0	NON-CONFERENCE	0- 3	0- 0	3- 5				
1- 2	0- 0	0- 0	HOME	0- 1	0- 0	1- 1				
1- 5	0- 0	0- 0	AWAY	0- 1	0- 0	1- 4				
1- 1	0- 0	0- 0	NEUTRAL	0- 1	0- 0	1- 0				
4- 14	0- 0	0- 0	CONFERENCE	0- 0	0- 0	4- 14				
1- 8	0- 0	0- 0	HOME	0- 0	0- 0	1- 8				
3- 6	0- 0	0- 0	AWAY	0- 0	0- 0	3- 6				
0- 0	0- 0	0- 0	NEUTRAL	0- 0	0- 0	0- 0				

RPI 1-25			RPI 26-50			RPI 51-100			RPI 101+			Team's RPI: 337
RPI	S	Opponent	Score	RPI	S	Opponent	Score	RPI	S	Opponent	Score	
						66 H Army West Point	35 74	197 A Sacred Heart		55 63		
						72 A Georgia Tech	51 89	197 H Sacred Heart		51 68		
						100 N Georgetown	52 74	209 A Robert Morris		72 65		
								209 H Robert Morris		53 62		
								222 A Bryant		58 57		
								222 H Bryant		42 70		
								230 H Loyola Maryland		64 54		
								243 A Monmouth		54 63		
								247 A Manhattan		53 61		
								263 A Saint Francis (PA)		68 85		
								263 H Saint Francis (PA)		76 83		
								275 A Central Conn. St.		61 65		
								275 H Central Conn. St.		61 67		
								277 A Vermont		59 55		
								284 H Rider		59 71		
								315 A Fairleigh Dickinson		61 65		
								315 H Fairleigh Dickinson		88 78		
								317 A Mt. St. Mary's		56 66		
								317 H Mt. St. Mary's		40 57		
								325 A LIU Brooklyn		71 51		
								325 H LIU Brooklyn		62 65		
								328 A Lafayette		59 77		
								338 A Saint Peter's		40 44		
								345 A Wagner		53 70		
								345 H Wagner		78 82		
								347 N Norfolk St.		59 55		
LAST 12 Division I GAMES:												
275	H	Central Conn. St.	61 67	315	H	Fairleigh Dickinson	88 78					
317	H	Mt. St. Mary's	40 57	197	A	Sacred Heart	55 63					
263	A	Saint Francis (PA)	68 85	345	H	Wagner	78 82					
209	A	Robert Morris	72 65	275	A	Central Conn. St.	61 65					
222	A	Bryant	58 57	345	A	Wagner	53 70					
325	H	LIU Brooklyn	62 65	325	A	LIU Brooklyn	71 51					

Non-Div I Games:

St. Francis Brooklyn

■ Loss,
 ■ Non-Conf,
 ■ S Site,
 ■ H Home
 ■ A Away
 N Neutral

Average RPI Win:	155	WON-LOST	WINNING	LAST 10	STRENGTH OF	OPP. STRENGTH	TEAM	ADJ.	CONF.	ADJ CONF.
Average RPI Loss:	63	RECORD	PCT. RANK	GAMES	SCHEDULE	OF SCHEDULE	RPI	RPI	RPI	RPI
DIV. I ONLY	21- 9	64	5- 5	93	62	51	51	6	6	
DIV. I NON-CONF.	9- 2	37	0- 0	154	39	31	31	6	6	
TOTALS	RPI 1-25	RPI 26-50	W-L RECORDS	RPI 51-100	RPI 101-150	RPI 150+				
21- 9	1- 4	2- 0	OVERALL	5- 3	1- 1	12- 1				
11- 3	1- 1	1- 0	HOME	2- 1	0- 1	7- 0				
9- 6	0- 3	1- 0	AWAY	2- 2	1- 0	5- 1				
1- 0	0- 0	0- 0	NEUTRAL	1- 0	0- 0	0- 0				
9- 2	1- 2	0- 0	NON-CONFERENCE	1- 0	0- 0	7- 0				
5- 0	1- 0	0- 0	HOME	0- 0	0- 0	4- 0				
4- 2	0- 2	0- 0	AWAY	1- 0	0- 0	3- 0				
0- 0	0- 0	0- 0	NEUTRAL	0- 0	0- 0	0- 0				
12- 7	0- 2	2- 0	CONFERENCE	4- 3	1- 1	5- 1				
6- 3	0- 1	1- 0	HOME	2- 1	0- 1	3- 0				
5- 4	0- 1	1- 0	AWAY	1- 2	1- 0	2- 1				
1- 0	0- 0	0- 0	NEUTRAL	1- 0	0- 0	0- 0				

RPI 1-25				RPI 26-50				RPI 51-100				RPI 101+			
RPI	S	Opponent	Score	RPI	S	Opponent	Score	RPI	S	Opponent	Score	RPI	S	Opponent	Score
10	A	UCLA	58 73	34	A	Seton Hall	72 64	52	A	Rutgers	69 62	121	A	Creighton	66 55
18	A	Duquesne	57 76	34	H	Seton Hall	71 69	53	A	Villanova	54 58	121	H	Creighton	57 64
20	A	DePaul	71 77					53	H	Villanova	59 71	156	H	Yale	69 56
20	H	DePaul	61 71					97	A	Marquette	64 67	161	H	Marist	61 47
21	H	South Fla.	74 70					97	H	Marquette	81 77	168	A	Xavier	69 56
								100	A	Georgetown	65 60	168	H	Xavier	57 41
								100	H	Georgetown	63 55	179	A	Butler	58 62
								100	N	Georgetown	65 52	179	H	Butler	68 41
												197	H	Sacred Heart	67 54
												199	H	Fairfield	73 54
												216	A	Kansas	86 71
												265	A	Providence	80 61
												265	H	Providence	69 54
												278	A	UCF	70 42
												336	A	UC Irvine	85 63
LAST 12 Division I GAMES:															
100	N	Georgetown	65 52	53	H	Villanova	59 71								
121	H	Creighton	57 64	34	A	Seton Hall	72 64								
265	H	Providence	69 54	20	A	DePaul	71 77								
179	A	Butler	58 62	97	A	Marquette	64 67								
168	A	Xavier	69 56	168	H	Xavier	57 41								
100	H	Georgetown	63 55	179	H	Butler	68 41								

Non-Div I Games:

St. John's (NY)

■ Loss,
 ■ Non-Conf,
 ■ S Site,
 ■ H Home
 ■ A Away
 N Neutral

St. Mary's (CA)

Through Games Of March 6, 2016

Average RPI Win:	165	WON-LOST	WINNING	LAST 10	STRENGTH OF	OPP. STRENGTH	TEAM	ADJ.	CONF.	ADJ CONF.
Average RPI Loss:	98	RECORD	PCT. RANK	GAMES	SCHEDULE	OF SCHEDULE	RPI	RPI	RPI	RPI
DIV. I ONLY	24- 6	28	8- 2	113	96	46	46	8	8	
DIV. I NON-CONF.	9- 2	37	0- 0	157	90	68	68	9	9	
TOTALS	RPI 1-25	RPI 26-50	W-L RECORDS	RPI 51-100	RPI 101-150	RPI 150+				
24- 6	0- 2	0- 1	OVERALL	8- 1	3- 0	13- 2				
11- 4	0- 1	0- 1	HOME	3- 1	2- 0	6- 1				
11- 2	0- 1	0- 0	AWAY	4- 0	1- 0	6- 1				
2- 0	0- 0	0- 0	NEUTRAL	1- 0	0- 0	1- 0				
9- 2	0- 0	0- 1	NON-CONFERENCE	3- 0	1- 0	5- 1				
4- 2	0- 0	0- 1	HOME	1- 0	1- 0	2- 1				
4- 0	0- 0	0- 0	AWAY	1- 0	0- 0	3- 0				
1- 0	0- 0	0- 0	NEUTRAL	1- 0	0- 0	0- 0				
15- 4	0- 2	0- 0	CONFERENCE	5- 1	2- 0	8- 1				
7- 2	0- 1	0- 0	HOME	2- 1	1- 0	4- 0				
7- 2	0- 1	0- 0	AWAY	3- 0	1- 0	3- 1				
1- 0	0- 0	0- 0	NEUTRAL	0- 0	0- 0	1- 0				

RPI 1-25				RPI 26-50				Team's RPI: 46				RPI 51-100				RPI 101+			
RPI	S	Opponent	Score	RPI	S	Opponent	Score	RPI	S	Opponent	Score	RPI	S	Opponent	Score	RPI	S	Opponent	Score
16	A	BYU	59 65	43	H	Missouri	78 95	53	N	Villanova	67 60	109	A	Gonzaga	69 68				
16	H	BYU	44 65					61	A	Santa Clara	78 70	109	H	Gonzaga	66 47				
								61	H	Santa Clara	67 73	117	H	Fresno St.	83 81				
								82	A	San Diego	73 68	172	A	Pacific	82 73				
								82	H	San Diego	68 60	172	H	Pacific	83 75				
								86	A	California	64 63	173	A	Northern Colo.	65 52				
								90	A	San Francisco	78 68	187	H	Cal Poly	87 83				
								90	H	San Francisco	72 59	188	H	UC Davis	71 78				
								93	H	Washington St.	75 71	192	H	San Jose St.	91 81				
												238	A	Loyola Marymount	91 81				
												238	H	Loyola Marymount	72 57				
												238	N	Loyola Marymount	85 71				
												244	A	Wyoming	70 64				
												266	A	Pepperdine	58 62				
												266	H	Pepperdine	88 72				
												286	A	Portland	78 51				
												286	H	Portland	95 53				
												298	A	CSUN	93 59				
LAST 12 Division I GAMES:																			
238	N	Loyola Marymount	85 71	266	A	Pepperdine	58 62												
90	H	San Francisco	72 59	16	H	BYU	44 65												
61	A	Santa Clara	78 70	82	H	San Diego	68 60												
286	H	Portland	95 53	172	H	Pacific	83 75												
109	H	Gonzaga	66 47	286	A	Portland	78 51												
238	A	Loyola Marymount	91 81	109	A	Gonzaga	69 68												

Non-Div I Games:

St. Mary's (CA)

■ Loss,
 ■ Non-Conf,
 ■ S Site,
 ■ Home
 ■ A Away
 N Neutral

Stanford

Through Games Of March 6, 2016

Average RPI Win:	98	WON-LOST	WINNING	LAST 10	STRENGTH OF	OPP. STRENGTH	TEAM	ADJ.	CONF.	ADJ CONF.
Average RPI Loss:	20	RECORD	PCT. RANK	GAMES	SCHEDULE	OF SCHEDULE	RPI	RPI	RPI	RPI
DIV. I ONLY	24- 7	37	8- 2	6	10	9	9	1	1	
DIV. I NON-CONF.	10- 2	33	0- 0	9	18	4	4	1	1	
TOTALS	RPI 1-25	RPI 26-50	W-L RECORDS	RPI 51-100	RPI 101-150	RPI 150+				
24- 7	1- 5	4- 1	OVERALL	11- 1	3- 0	5- 0				
13- 2	1- 1	4- 0	HOME	4- 1	1- 0	3- 0				
8- 4	0- 4	0- 0	AWAY	4- 0	2- 0	2- 0				
3- 1	0- 0	0- 1	NEUTRAL	3- 0	0- 0	0- 0				
10- 2	0- 1	3- 0	NON-CONFERENCE	3- 1	1- 0	3- 0				
5- 1	0- 0	3- 0	HOME	0- 1	0- 0	2- 0				
2- 1	0- 1	0- 0	AWAY	0- 0	1- 0	1- 0				
3- 0	0- 0	0- 0	NEUTRAL	3- 0	0- 0	0- 0				
14- 5	1- 4	1- 1	CONFERENCE	8- 0	2- 0	2- 0				
8- 1	1- 1	1- 0	HOME	4- 0	1- 0	1- 0				
6- 3	0- 3	0- 0	AWAY	4- 0	1- 0	1- 0				
0- 1	0- 0	0- 1	NEUTRAL	0- 0	0- 0	0- 0				

RPI 1-25				Team's RPI: 9		RPI 26-50				RPI 51-100				RPI 101+								
RPI	S	Opponent	Score			RPI	S	Opponent	Score			RPI	S	Opponent	Score			RPI	S	Opponent	Score	
5	A	Oregon St.	50	58		26	H	George Washington	84	63		55	A	Southern California	57	47		109	A	Gonzaga	65	48
5	H	Oregon St.	76	54		27	H	Tennessee	69	55		61	H	Santa Clara	58	61		123	A	Arizona	59	34
6	A	Texas	69	77		33	H	Washington	69	53		64	N	Purdue	71	65		123	H	Arizona	82	58
10	A	UCLA	36	56		33	N	Washington	65	73		84	N	Dayton	74	66		170	H	Cornell	93	38
11	A	Arizona St.	31	49		41	H	Chattanooga	73	30		85	A	Oregon	64	62		188	A	UC Davis	74	45
11	H	Arizona St.	61	63								85	H	Oregon	69	42		200	A	Colorado	80	49
												86	A	California	60	55		200	H	Colorado	71	56
												86	H	California	53	46		212	H	CSU Bakersfield	83	41
												87	A	Utah	72	54						
												87	H	Utah	72	52						
												91	N	Missouri St.	82	65						
												93	H	Washington St.	69	52						
LAST 12 Division I GAMES:																						
						33	N	Washington	65	73		123	H	Arizona	82	58						
						85	H	Oregon	69	42		86	A	California	60	55						
						5	H	Oregon St.	76	54		86	H	California	53	46						
						87	A	Utah	72	54		93	H	Washington St.	69	52						
						200	A	Colorado	80	49		33	H	Washington	69	53						
						11	H	Arizona St.	61	63		10	A	UCLA	36	56						

Non-Div I Games:

Stanford

■ Loss,
■ Non-Conf,
■ S Site,
■ Home
■ A Away
N Neutral

StetsonStetson

Non-Div I Games:	Trinity Baptist	107	30	Armstrong St.	61	45	Flagler	84	47
------------------	-----------------	-----	----	---------------	----	----	---------	----	----

Page 293

Stony Brook

Through Games Of March 6, 2016

Average RPI Win:	241	WON-LOST	WINNING	LAST 10	STRENGTH OF	OPP. STRENGTH	TEAM	ADJ.	CONF.	ADJ CONF.
Average RPI Loss:	118	RECORD	PCT. RANK	GAMES	SCHEDULE	OF SCHEDULE	RPI	RPI	RPI	RPI
DIV. I ONLY	17- 14	150	3- 7	191	194	157	157	16	16	
DIV. I NON-CONF.	8- 5	120	0- 0	218	162	135	135	19	19	
TOTALS	RPI 1-25	RPI 26-50	W-L RECORDS	RPI 51-100	RPI 101-150	RPI 150+				
17- 14	0- 1	0- 3	OVERALL	1- 4	1- 0	15- 6				
9- 5	0- 0	0- 2	HOME	1- 1	1- 0	7- 2				
7- 8	0- 1	0- 1	AWAY	0- 2	0- 0	7- 4				
1- 1	0- 0	0- 0	NEUTRAL	0- 1	0- 0	1- 0				
8- 5	0- 1	0- 1	NON-CONFERENCE	1- 1	1- 0	6- 2				
4- 2	0- 0	0- 1	HOME	1- 0	1- 0	2- 1				
4- 3	0- 1	0- 0	AWAY	0- 1	0- 0	4- 1				
0- 0	0- 0	0- 0	NEUTRAL	0- 0	0- 0	0- 0				
9- 9	0- 0	0- 2	CONFERENCE	0- 3	0- 0	9- 4				
5- 3	0- 0	0- 1	HOME	0- 1	0- 0	5- 1				
3- 5	0- 0	0- 1	AWAY	0- 1	0- 0	3- 3				
1- 1	0- 0	0- 0	NEUTRAL	0- 1	0- 0	1- 0				

RPI 1-25				RPI 26-50				RPI 51-100				RPI 101+ Team's RPI: 157			
RPI	S	Opponent	Score	RPI	S	Opponent	Score	RPI	S	Opponent	Score	RPI	S	Opponent	Score
13	A	Syracuse	49 64	38	H	St. Bonaventure	68 73	63	A	Maine	52 55	111	H	Iona	58 53
				49	A	Albany (NY)	54 73	63	H	Maine	43 60	156	A	Yale	57 62
				49	H	Albany (NY)	49 62	63	N	Maine	48 51	170	A	Cornell	58 49
								65	A	Hofstra	66 71	177	H	Ole Miss	57 72
								92	H	Harvard	64 63	185	A	UMBC	69 60
												185	H	UMBC	65 69
												217	A	Hartford	45 42
												217	H	Hartford	58 35
												217	N	Hartford	60 42
												219	A	Binghamton	47 54
												219	H	Binghamton	64 58
												232	A	New Hampshire	46 49
												232	H	New Hampshire	63 54
												249	A	Columbia	79 71
												256	H	Morgan St.	46 42
												277	A	Vermont	37 44
												277	H	Vermont	73 59
												320	A	UMass Lowell	64 50
												320	H	UMass Lowell	60 46
												325	H	LIU Brooklyn	71 54
												338	A	Saint Peter's	69 35
												345	A	Wagner	73 62
LAST 12 Division I GAMES:															
				63	N	Maine	48 51	185	H	UMBC	65 69				
				217	N	Hartford	60 42	217	A	Hartford	45 42				
				277	A	Vermont	37 44	320	H	UMass Lowell	60 46				
				63	H	Maine	43 60	219	A	Binghamton	47 54				
				49	H	Albany (NY)	49 62	277	H	Vermont	73 59				
				232	A	New Hampshire	46 49	63	A	Maine	52 55				

Non-Div I Games:

Stony Brook

Loss, Non-Conf, S Site, H Home A Away N Neutral

Syracuse

Through Games Of March 6, 2016

Average RPI Win:	128	WON-LOST	WINNING	LAST 10	STRENGTH OF	OPP. STRENGTH	TEAM	ADJ.	CONF.	ADJ CONF.
Average RPI Loss:	31	RECORD	PCT. RANK	GAMES	SCHEDULE	OF SCHEDULE	RPI	RPI	RPI	RPI
DIV. I ONLY	25- 7	32	9- 1	16	39	13	13	4	4	
DIV. I NON-CONF.	10- 3	61	0- 0	58	111	45	45	5	5	
TOTALS	RPI 1-25	RPI 26-50	W-L RECORDS	RPI 51-100	RPI 101-150	RPI 150+				
25- 7	2- 5	5- 1	OVERALL	2- 0	7- 0	9- 1				
14- 2	1- 2	1- 0	HOME	2- 0	3- 0	7- 0				
7- 4	0- 2	2- 1	AWAY	0- 0	4- 0	1- 1				
4- 1	1- 1	2- 0	NEUTRAL	0- 0	0- 0	1- 0				
10- 3	0- 2	1- 1	NON-CONFERENCE	1- 0	0- 0	8- 0				
7- 1	0- 1	0- 0	HOME	1- 0	0- 0	6- 0				
1- 2	0- 1	0- 1	AWAY	0- 0	0- 0	1- 0				
2- 0	0- 0	1- 0	NEUTRAL	0- 0	0- 0	1- 0				
15- 4	2- 3	4- 0	CONFERENCE	1- 0	7- 0	1- 1				
7- 1	1- 1	1- 0	HOME	1- 0	3- 0	1- 0				
6- 2	0- 1	2- 0	AWAY	0- 0	4- 0	0- 1				
2- 1	1- 1	1- 0	NEUTRAL	0- 0	0- 0	0- 0				

RPI 1-25				Team's RPI: 13		RPI 26-50				RPI 51-100				RPI 101+			
RPI	S	Opponent	Score	RPI	S	Opponent	Score	RPI	S	Opponent	Score	RPI	S	Opponent	Score		
1	A	Notre Dame	62 90	27	A	Tennessee	55 57	72	H	Georgia Tech	71 52	108	A	Virginia	91 57		
1	N	Notre Dame	57 68	28	A	Miami (FL)	57 51	79	H	Drexel	83 62	116	A	Boston College	71 55		
8	A	Maryland	64 82	33	N	Washington	66 62					116	H	Boston College	62 61		
11	H	Arizona St.	54 61	47	H	Duke	86 50					120	H	Virginia Tech	60 39		
14	H	Louisville	53 71	49	A	North Carolina St.	55 52					125	A	Pittsburgh	70 56		
14	N	Louisville	80 75	49	N	North Carolina St.	80 61					125	H	Pittsburgh	71 48		
15	H	Florida St.	83 73									139	A	Wake Forest	91 65		
												152	H	Jacksonville	65 49		
												153	A	North Carolina	73 77		
												157	H	Stony Brook	64 49		
												159	N	Fordham	76 54		
												191	H	UTRGV	91 32		
												213	A	Rhode Island	57 54		
												250	H	Coppin St.	88 56		
												256	H	Morgan St.	90 61		
												259	H	Clemson	83 62		
												332	H	Howard	97 48		
LAST 12 Division I GAMES:																	
		1 N Notre Dame	57 68			49 A North Carolina St.	55 52										
		14 N Louisville	80 75			108 A Virginia	91 57										
		49 N North Carolina St.	80 61			72 H Georgia Tech	71 52										
		116 A Boston College	71 55			259 H Clemson	83 62										
		125 A Pittsburgh	70 56			28 A Miami (FL)	57 51										
		15 H Florida St.	83 73			116 H Boston College	62 61										

Non-Div I Games:

Syracuse

■ Loss,
 ■ Non-Conf,
 ■ S Site,
 ■ Home
 ■ A Away
 N Neutral

Through Games Of March 6, 2016									
TCU									
Average RPI Win:	192	WON-LOST	WINNING	LAST 10	STRENGTH OF	OPP. STRENGTH	TEAM	ADJ.	CONF.
Average RPI Loss:	44	RECORD	PCT. RANK	GAMES	SCHEDULE	OF SCHEDULE	RPI	RPI	RPI
DIV. I ONLY	16- 14	154	4- 6	73	29	106	106	3	3
DIV. I NON-CONF.	8- 3	77	0- 0	239	207	128	128	3	3

TOTALS	RPI 1-25	RPI 26-50	W-L RECORDS	RPI 51-100	RPI 101-150	RPI 150+			
16- 14	0- 8	2- 4	OVERALL	0- 0	4- 0	10- 2			
12- 5	0- 4	2- 1	HOME	0- 0	2- 0	8- 0			
4- 8	0- 4	0- 3	AWAY	0- 0	2- 0	2- 1			
0- 1	0- 0	0- 0	NEUTRAL	0- 0	0- 0	0- 1			
8- 3	0- 2	0- 0	NON-CONFERENCE	0- 0	0- 0	8- 1			
7- 1	0- 1	0- 0	HOME	0- 0	0- 0	7- 0			
1- 2	0- 1	0- 0	AWAY	0- 0	0- 0	1- 1			
0- 0	0- 0	0- 0	NEUTRAL	0- 0	0- 0	0- 0			
8- 11	0- 6	2- 4	CONFERENCE	0- 0	4- 0	2- 1			
5- 4	0- 3	2- 1	HOME	0- 0	2- 0	1- 0			
3- 6	0- 3	0- 3	AWAY	0- 0	2- 0	1- 0			
0- 1	0- 0	0- 0	NEUTRAL	0- 0	0- 0	0- 1			

T
C
U

RPI 1-25		
RPI	S	Opponent
1	H	Notre Dame
2	A	Baylor
2	H	Baylor
6	A	Texas
6	H	Texas
19	A	Texas A&M
22	A	West Virginia
22	H	West Virginia

RPI 26-50		
RPI	S	Opponent
29	A	Oklahoma
29	H	Oklahoma
30	A	Oklahoma St.
30	H	Oklahoma St.
48	A	Kansas St.
48	H	Kansas St.

RPI 51-100		
RPI	S	Opponent
29	A	Oklahoma
29	H	Oklahoma
30	A	Oklahoma St.
30	H	Oklahoma St.
48	A	Kansas St.
48	H	Kansas St.

RPI 101+			Team's RPI:	106
RPI	S	Opponent	Score	
127	A	Iowa St.	72	62
127	H	Iowa St.	79	69
137	A	Texas Tech	78	69
137	H	Texas Tech	69	48
179	A	Butler	53	65
191	H	UTRGV	71	67
193	A	SMU	89	79
198	H	SFA	88	55
216	A	Kansas	70	44
216	H	Kansas	55	52
216	N	Kansas	64	81
236	H	Sam Houston St.	85	59
272	H	La.-Monroe	80	42
279	H	Prairie View	69	60
331	H	New Orleans	85	36
335	H	Southern Utah	76	47

T
C
U

LAST 12 Division I GAMES:					
216	N	Kansas	64	81	127
216	H	Kansas	55	52	2
6	A	Texas	58	71	29
22	A	West Virginia	72	83	30
30	H	Oklahoma St.	79	65	127
216	A	Kansas	70	44	22
127	H	Iowa St.	79	69	
2	H	Baylor	75	81	
29	A	Oklahoma	64	77	
30	A	Oklahoma St.	52	80	
127	A	Iowa St.	72	62	
22	H	West Virginia	84	97	

Non-Div I Games:

TCU

Average RPI Win:	182	WON-LOST	WINNING	LAST 10	STRENGTH OF	OPP. STRENGTH	TEAM	ADJ.	CONF.	ADJ CONF.
Average RPI Loss:	59	RECORD	PCT. RANK	GAMES	SCHEDULE	OF SCHEDULE	RPI	RPI	RPI	RPI
DIV. I ONLY	20- 11	83	6- 4	81	76	69	69	9	9	
DIV. I NON-CONF.	6- 5	146	0- 0	42	56	102	102	7	7	
TOTALS	RPI 1-25	RPI 26-50	W-L RECORDS	RPI 51-100	RPI 101-150	RPI 150+				
20- 11	2- 5	0- 1	OVERALL	3- 2	2- 2	13- 1				
12- 3	2- 1	0- 1	HOME	2- 0	1- 1	7- 0				
7- 7	0- 2	0- 0	AWAY	1- 1	1- 0	5- 0				
1- 1	0- 1	0- 0	NEUTRAL	0- 0	0- 0	1- 0				
6- 5	1- 1	0- 1	NON-CONFERENCE	1- 2	0- 1	4- 0				
4- 2	1- 0	0- 1	HOME	1- 0	0- 1	2- 0				
2- 3	0- 1	0- 0	AWAY	0- 2	0- 0	2- 0				
0- 0	0- 0	0- 0	NEUTRAL	0- 0	0- 0	0- 0				
14- 6	1- 4	0- 0	CONFERENCE	2- 0	2- 1	9- 1				
8- 1	1- 1	0- 0	HOME	1- 0	1- 0	5- 0				
5- 4	0- 2	0- 0	AWAY	1- 0	1- 1	3- 1				
1- 1	0- 1	0- 0	NEUTRAL	0- 0	0- 0	1- 0				

RPI S	Opponent	Score	RPI S	Opponent	Score	RPI S	Opponent	Score	RPI S	Opponent	Score
4	A UConn	49 104	36	H Penn	54 60	52	A Rutgers	51 61	110	A Memphis	97 100
4	H UConn	60 85				53	H Villanova	61 55	110	H Memphis	82 58
15	A Florida St.	47 75				73	A Tulane	72 54	115	H Saint Joseph's	67 70
21	A South Fla.	62 76				73	H Tulane	72 67	147	A East Carolina	83 63
21	H South Fla.	68 66				81	A Quinnipiac	56 58	159	A Fordham	57 44
21	N South Fla.	46 64							190	H Tulsa	66 46
24	H Florida	97 91							190	N Tulsa	78 52
									193	A SMU	67 69
									193	H SMU	55 35
									197	H Sacred Heart	92 62
									237	A Cincinnati	74 49
									237	H Cincinnati	74 51
									278	A UCF	71 63
									278	H UCF	78 64
									282	A La Salle	77 48
									285	A Houston	75 66
									285	H Houston	78 48
									322	H Delaware St.	100 59
LAST 12 Division I GAMES:											
21	N South Fla.	46 64	4	H UConn	60 85						
190	N Tulsa	78 52	285	H Houston	78 48						
278	H UCF	78 64	237	A Cincinnati	74 49						
21	A South Fla.	62 76	21	H South Fla.	68 66						
73	H Tulane	72 67	193	H SMU	55 35						
110	A Memphis	97 100	147	A East Carolina	83 63						

Non-Div I Games:

Temple

Loss, Non-Conf, S Site, H Home A Away N Neutral

Tennessee

Through Games Of March 6, 2016

Average RPI Win:	101	WON-LOST	WINNING	LAST 10	STRENGTH OF	OPP. STRENGTH	TEAM	ADJ.	CONF.	ADJ CONF.
Average RPI Loss:	51	RECORD	PCT. RANK	GAMES	SCHEDULE	OF SCHEDULE	RPI	RPI	RPI	RPI
DIV. I ONLY	19- 13	119	5- 5	1	21	27	27	2	2	
DIV. I NON-CONF.	9- 4	95	0- 0	2	30	8	8	2	2	
TOTALS	RPI 1-25	RPI 26-50	W-L RECORDS	RPI 51-100	RPI 101-150	RPI 150+				
19- 13	3- 9	4- 0	OVERALL	4- 0	3- 3	5- 1				
13- 4	1- 3	3- 0	HOME	3- 0	2- 1	4- 0				
4- 8	1- 5	1- 0	AWAY	1- 0	0- 2	1- 1				
2- 1	1- 1	0- 0	NEUTRAL	0- 0	1- 0	0- 0				
9- 4	2- 3	2- 0	NON-CONFERENCE	1- 0	1- 1	3- 0				
7- 2	1- 1	2- 0	HOME	1- 0	1- 1	2- 0				
2- 2	1- 2	0- 0	AWAY	0- 0	0- 0	1- 0				
0- 0	0- 0	0- 0	NEUTRAL	0- 0	0- 0	0- 0				
10- 9	1- 6	2- 0	CONFERENCE	3- 0	2- 2	2- 1				
6- 2	0- 2	1- 0	HOME	2- 0	1- 0	2- 0				
2- 6	0- 3	1- 0	AWAY	1- 0	0- 2	0- 1				
2- 1	1- 1	0- 0	NEUTRAL	0- 0	1- 0	0- 0				

RPI	S	Opponent	Score	RPI	S	Opponent	Score	Team's RPI: 27	RPI	S	Opponent	Score	RPI	S	Opponent	Score
1	A	Notre Dame	66 79	39	H	Georgia	80 60		56	H	Auburn	79 52	119	A	LSU	56 57
3	H	South Carolina	56 62	41	H	Chattanooga	59 57		74	A	Vanderbilt	69 51	120	H	Virginia Tech	43 57
5	A	Oregon St.	53 50	43	A	Missouri	71 55		74	H	Vanderbilt	58 49	130	H	Penn St.	74 66
6	H	Texas	53 64	49	H	Albany (NY)	63 55		99	H	Central Ark.	102 47	140	A	Arkansas	59 64
9	A	Stanford	55 69										140	H	Arkansas	75 57
12	A	Kentucky	63 64										140	N	Arkansas	68 51
13	H	Syracuse	57 55										160	A	Alabama	46 54
19	A	Texas A&M	71 76										160	H	Alabama	70 42
19	N	Texas A&M	70 60										166	H	ETSU	85 49
23	A	Mississippi St.	63 65										177	H	Ole Miss	57 51
23	N	Mississippi St.	48 58										194	H	Stetson	90 56
24	H	Florida	66 74										291	A	Wichita St.	58 51
LAST 12 Division I GAMES:																
		23 N Mississippi St.	48 58			177 H Ole Miss	57 51									
		19 N Texas A&M	70 60			3 H South Carolina	56 62									
		140 N Arkansas	68 51			74 A Vanderbilt	69 51									
		39 H Georgia	80 60			19 A Texas A&M	71 76									
		160 A Alabama	46 54			140 H Arkansas	75 57									
		119 A LSU	56 57			160 H Alabama	70 42									

Non-Div I Games:

Tennessee

■ Loss,
■ Non-Conf,
■ S Site,
■ H Home
■ A Away
N Neutral

Tennessee St.

Through Games Of March 6, 2016

Average RPI Win:	275	WON-LOST	WINNING	LAST 10	STRENGTH OF	OPP. STRENGTH	TEAM	ADJ.	CONF.	ADJ CONF.
Average RPI Loss:	150	RECORD	PCT. RANK	GAMES	SCHEDULE	OF SCHEDULE	RPI	RPI	RPI	RPI
DIV. I ONLY	10- 18	250	3- 7	197	242	258	258	24	24	
DIV. I NON-CONF.	3- 8	258	0- 0	113	142	219	219	24	24	
TOTALS	RPI 1-25	RPI 26-50	W-L RECORDS	RPI 51-100	RPI 101-150	RPI 150+				
10- 18	0- 2	0- 1	OVERALL	0- 3	1- 3	9- 9				
7- 3	0- 0	0- 0	HOME	0- 1	1- 0	6- 2				
2- 12	0- 2	0- 1	AWAY	0- 1	0- 3	2- 5				
1- 3	0- 0	0- 0	NEUTRAL	0- 1	0- 0	1- 2				
3- 8	0- 2	0- 1	NON-CONFERENCE	0- 0	0- 2	3- 3				
2- 0	0- 0	0- 0	HOME	0- 0	0- 0	2- 0				
0- 6	0- 2	0- 1	AWAY	0- 0	0- 2	0- 1				
1- 2	0- 0	0- 0	NEUTRAL	0- 0	0- 0	1- 2				
7- 10	0- 0	0- 0	CONFERENCE	0- 3	1- 1	6- 6				
5- 3	0- 0	0- 0	HOME	0- 1	1- 0	4- 2				
2- 6	0- 0	0- 0	AWAY	0- 1	0- 1	2- 4				
0- 1	0- 0	0- 0	NEUTRAL	0- 1	0- 0	0- 0				

RPI 1-25				RPI 26-50				RPI 51-100				RPI 101+ Team's RPI: 258			
RPI	S	Opponent	Score	RPI	S	Opponent	Score	RPI	S	Opponent	Score	RPI	S	Opponent	Score
12	A	Kentucky	39 81	45	A	Indiana	56 88	78	A	Belmont	65 80	104	A	UT Martin	50 77
23	A	Mississippi St.	54 82					78	H	Belmont	51 71	126	A	Youngstown St.	58 69
								78	N	Belmont	60 68	136	A	Southern Ill.	70 79
												145	H	SIUE	73 61
												164	N	Fla. Atlantic	64 69
												178	A	Eastern Ky.	67 78
												178	H	Eastern Ky.	66 70
												180	A	Illinois	43 98
												224	N	Utah St.	46 63
												231	A	Southeast Mo. St.	65 75
												235	H	Texas Southern	72 56
												251	N	Alabama St.	74 64
												264	H	Murray St.	69 58
												269	H	Austin Peay	66 58
												280	A	Tennessee Tech	60 70
												280	H	Tennessee Tech	56 64
												296	A	Jacksonville St.	55 69
												296	H	Jacksonville St.	50 40
												306	A	Morehead St.	68 60
												306	H	Morehead St.	78 76
												333	H	Lipscomb	77 65
												340	A	Eastern Ill.	62 53
LAST 12 Division I GAMES:															
				78	N	Belmont	60 68	306	H	Morehead St.	78 76				
				78	H	Belmont	51 71	178	H	Eastern Ky.	66 70				
				306	A	Morehead St.	68 60	296	A	Jacksonville St.	55 69				
				296	H	Jacksonville St.	50 40	104	A	UT Martin	50 77				
				178	A	Eastern Ky.	67 78	78	A	Belmont	65 80				
				280	H	Tennessee Tech	56 64	280	A	Tennessee Tech	60 70				

Non-Div I Games: Lane 75 44 North Ala. 58 40

Tennessee St.

Loss, Non-Conf, S Site, H Home A Away N Neutral

Tennessee Tech

Through Games Of March 6, 2016

Average RPI Win:	284	WON-LOST	WINNING	LAST 10	STRENGTH OF	OPP. STRENGTH	TEAM	ADJ.	CONF.	ADJ CONF.
Average RPI Loss:	156	RECORD	PCT. RANK	GAMES	SCHEDULE	OF SCHEDULE	RPI	RPI	RPI	RPI
DIV. I ONLY	10- 19	259	5- 5	251	227	280	280	24	24	
DIV. I NON-CONF.	4- 9	245	0- 0	191	129	257	257	24	24	
TOTALS	RPI 1-25	RPI 26-50	W-L RECORDS	RPI 51-100	RPI 101-150	RPI 150+				
10- 19	0- 1	0- 2	OVERALL	0- 3	0- 4	10- 9				
7- 9	0- 1	0- 1	HOME	0- 1	0- 2	7- 4				
3- 10	0- 0	0- 1	AWAY	0- 2	0- 2	3- 5				
0- 0	0- 0	0- 0	NEUTRAL	0- 0	0- 0	0- 0				
4- 9	0- 1	0- 2	NON-CONFERENCE	0- 1	0- 2	4- 3				
3- 5	0- 1	0- 1	HOME	0- 0	0- 1	3- 2				
1- 4	0- 0	0- 1	AWAY	0- 1	0- 1	1- 1				
0- 0	0- 0	0- 0	NEUTRAL	0- 0	0- 0	0- 0				
6- 10	0- 0	0- 0	CONFERENCE	0- 2	0- 2	6- 6				
4- 4	0- 0	0- 0	HOME	0- 1	0- 1	4- 2				
2- 6	0- 0	0- 0	AWAY	0- 1	0- 1	2- 4				
0- 0	0- 0	0- 0	NEUTRAL	0- 0	0- 0	0- 0				

RPI 1-25				RPI 26-50				RPI 51-100				RPI 101+ Team's RPI: 280			
RPI	S	Opponent	Score	RPI	S	Opponent	Score	RPI	S	Opponent	Score	RPI	S	Opponent	Score
14	H	Louisville	54 76	39	A	Georgia	48 81	67	A	Middle Tenn.	53 69	104	A	UT Martin	53 67
				40	H	Arkansas St.	55 77	78	A	Belmont	49 70	113	H	Mercer	47 63
								78	H	Belmont	79 80	145	H	SIUE	68 83
												150	A	Northern Ky.	62 88
												168	A	Xavier	47 64
												171	H	Southern Miss.	57 69
												178	A	Eastern Ky.	77 72
												178	H	Eastern Ky.	67 71
												231	H	Southeast Mo. St.	57 60
												258	A	Tennessee St.	64 56
												258	H	Tennessee St.	70 60
												259	H	Clemson	53 71
												264	A	Murray St.	50 56
												269	A	Austin Peay	75 91
												273	H	Georgia St.	72 65
												291	H	Wichita St.	54 48
												296	A	Jacksonville St.	46 55
												296	H	Jacksonville St.	51 49
												306	A	Morehead St.	71 75
												306	H	Morehead St.	77 69
												309	A	UNCG	73 64
												333	H	Lipscomb	81 70
												340	H	Eastern Ill.	81 74
LAST 12 Division I GAMES:															
178	H	Eastern Ky.	67 71	78	H	Belmont	79 80								
78	A	Belmont	49 70	306	A	Morehead St.	71 75								
306	H	Morehead St.	77 69	178	A	Eastern Ky.	77 72								
296	H	Jacksonville St.	51 49	258	H	Tennessee St.	70 60								
258	A	Tennessee St.	64 56	231	H	Southeast Mo. St.	57 60								
296	A	Jacksonville St.	46 55	104	A	UT Martin	53 67								

Non-Div I Games:

Tennessee Tech

■ Loss,
 ■ Non-Conf,
 ■ S Site,
 ■ H Home
 ■ A Away
 N Neutral

Average RPI Win:	114	WON-LOST	WINNING	LAST 10	STRENGTH OF	OPP. STRENGTH	TEAM	ADJ.	CONF.	ADJ CONF.
Average RPI Loss:	11	RECORD	PCT. RANK	GAMES	SCHEDULE	OF SCHEDULE	RPI	RPI	RPI	RPI
DIV. I ONLY	28- 3	8	8- 2	48	6	6	6	3	3	
DIV. I NON-CONF.	11- 0	1	0- 0	124	15	10	10	3	3	
TOTALS	RPI 1-25	RPI 26-50	W-L RECORDS	RPI 51-100	RPI 101-150	RPI 150+				
28- 3	5- 2	6- 1	OVERALL	0- 0	9- 0	8- 0				
15- 1	3- 1	3- 0	HOME	0- 0	4- 0	5- 0				
10- 2	1- 0	3- 0	AWAY	0- 0	4- 0	2- 0				
3- 0	1- 0	0- 0	NEUTRAL	0- 0	1- 0	1- 0				
11- 0	2- 0	1- 0	NON-CONFERENCE	0- 0	3- 0	5- 0				
7- 0	2- 0	0- 0	HOME	0- 0	1- 0	4- 0				
3- 0	0- 0	1- 0	AWAY	0- 0	1- 0	1- 0				
1- 0	0- 0	0- 0	NEUTRAL	0- 0	1- 0	0- 0				
17- 3	3- 2	5- 1	CONFERENCE	0- 0	6- 0	3- 0				
8- 1	1- 1	3- 0	HOME	0- 0	3- 0	1- 0				
7- 2	1- 1	2- 1	AWAY	0- 0	3- 0	1- 0				
2- 0	1- 0	0- 0	NEUTRAL	0- 0	0- 0	1- 0				

RPI 1-25				Team's RPI: 6		RPI 26-50				RPI 51-100				RPI 101+			
RPI	S	Opponent	Score	RPI	S	Opponent	Score	RPI	S	Opponent	Score	RPI	S	Opponent	Score		
2	A	Baylor	48 74	27	A	Tennessee	64 53					103	A	Little Rock	66 56		
2	H	Baylor	67 80	29	A	Oklahoma	56 74					106	A	TCU	65 58		
9	H	Stanford	77 69	29	H	Oklahoma	83 76					106	H	TCU	71 58		
22	A	West Virginia	65 54	30	A	Oklahoma St.	78 48					114	H	Northwestern St.	86 33		
22	H	West Virginia	73 50	30	H	Oklahoma St.	70 55					127	A	Iowa St.	65 49		
22	N	West Virginia	67 51	48	A	Kansas St.	66 51					127	H	Iowa St.	75 54		
23	H	Mississippi St.	53 47	48	H	Kansas St.	58 51					137	A	Texas Tech	76 55		

Non-Div I Games:

Texas

■ Loss,
■ Non-Conf, S Site,
■ Home
■ Away
N Neutral

Average RPI Win:	113	WON-LOST	WINNING	LAST 10	STRENGTH OF	OPP. STRENGTH	TEAM	ADJ.	CONF.	ADJ CONF.
Average RPI Loss:	28	RECORD	PCT. RANK	GAMES	SCHEDULE	OF SCHEDULE	RPI	RPI	RPI	RPI
DIV. I ONLY	21- 9	64	6- 4	8	11	19	19	2	2	
DIV. I NON-CONF.	10- 3	61	0- 0	23	25	25	25	2	2	
TOTALS	RPI 1-25	RPI 26-50	W-L RECORDS	RPI 51-100	RPI 101-150	RPI 150+				
21- 9	1- 7	5- 1	OVERALL	3- 0	5- 1	7- 0				
12- 3	1- 3	3- 0	HOME	0- 0	3- 0	5- 0				
6- 3	0- 0	1- 0	AWAY	2- 0	1- 0	2- 0				
3- 3	0- 2	1- 1	NEUTRAL	1- 0	1- 0	0- 0				
10- 3	0- 3	2- 0	NON-CONFERENCE	1- 0	3- 0	4- 0				
6- 1	0- 1	0- 0	HOME	0- 0	2- 0	4- 0				
1- 0	0- 0	1- 0	AWAY	0- 0	0- 0	0- 0				
3- 2	0- 2	1- 0	NEUTRAL	1- 0	1- 0	0- 0				
11- 6	1- 4	3- 1	CONFERENCE	2- 0	2- 1	3- 0				
6- 2	1- 2	3- 0	HOME	0- 0	1- 0	1- 0				
5- 3	0- 2	0- 0	AWAY	2- 0	1- 1	2- 0				
0- 1	0- 0	0- 1	NEUTRAL	0- 0	0- 0	0- 0				

RPI 1-25				RPI 26-50				RPI 51-100				RPI 101+			
RPI	S	Opponent	Score	RPI	S	Opponent	Score	RPI	S	Opponent	Score	RPI	S	Opponent	Score
3	A	South Carolina	58 59	27	H	Tennessee	76 71	56	A	Auburn	57 49	103	H	Little Rock	69 39
3	H	South Carolina	63 70	27	N	Tennessee	60 70	74	A	Vanderbilt	75 63	106	H	TCU	82 78
7	N	Ohio St.	80 95	29	N	Oklahoma	74 68	86	N	California	75 58	118	N	Hawaii	82 41
12	H	Kentucky	58 71	39	H	Georgia	73 62					119	A	LSU	53 35
16	N	BYU	64 72	43	H	Missouri	81 77					119	H	LSU	68 54
20	H	DePaul	66 80	47	A	Duke	72 66					140	A	Arkansas	61 67
23	H	Mississippi St.	64 58									155	H	Southern U.	88 47
24	A	Florida	81 83									160	A	Alabama	59 56
LAST 12 Division I GAMES:															
		27	N	Tennessee	60	70				23	H	Mississippi St.	64	58	
		12	H	Kentucky	58	71				27	H	Tennessee	76	71	
		56	A	Auburn	57	49				24	A	Florida	81	83	
		74	A	Vanderbilt	75	63				3	H	South Carolina	63	70	
		119	H	LSU	68	54				160	A	Alabama	59	56	
		177	A	Ole Miss	62	48				43	H	Missouri	81	77	

Non-Div I Games:

Texas A&M

■ Loss,
■ Non-Conf, S Site,
■ Home
■ Away
N Neutral

Texas Southern

Through Games Of March 6, 2016

Average RPI Win:	294	WON-LOST	WINNING	LAST 10	STRENGTH OF	OPP. STRENGTH	TEAM	ADJ.	CONF.	ADJ CONF.
Average RPI Loss:	195	RECORD	PCT. RANK	GAMES	SCHEDULE	OF SCHEDULE	RPI	RPI	RPI	RPI
DIV. I ONLY	18- 10	87	7- 3	348	317	235	235	31	31	
DIV. I NON-CONF.	4- 6	201	0- 0	344	75	292	292	31	31	
TOTALS	RPI 1-25	RPI 26-50	W-L RECORDS	RPI 51-100	RPI 101-150	RPI 150+				
18- 10	0- 0	0- 1	OVERALL	0- 0	0- 1	18- 8				
8- 4	0- 0	0- 0	HOME	0- 0	0- 0	8- 4				
9- 6	0- 0	0- 1	AWAY	0- 0	0- 1	9- 4				
1- 0	0- 0	0- 0	NEUTRAL	0- 0	0- 0	1- 0				
4- 6	0- 0	0- 1	NON-CONFERENCE	0- 0	0- 1	4- 4				
1- 2	0- 0	0- 0	HOME	0- 0	0- 0	1- 2				
2- 4	0- 0	0- 1	AWAY	0- 0	0- 1	2- 2				
1- 0	0- 0	0- 0	NEUTRAL	0- 0	0- 0	1- 0				
14- 4	0- 0	0- 0	CONFERENCE	0- 0	0- 0	14- 4				
7- 2	0- 0	0- 0	HOME	0- 0	0- 0	7- 2				
7- 2	0- 0	0- 0	AWAY	0- 0	0- 0	7- 2				
0- 0	0- 0	0- 0	NEUTRAL	0- 0	0- 0	0- 0				

RPI S	Opponent	Score	RPI S	Opponent	Score	RPI S	Opponent	Score	RPI S	Opponent	Score	Team's RPI: 235
30	A Oklahoma St.	52 87							119	A LSU	36 86	
									155	A Southern U.	55 56	
									155	H Southern U.	59 45	
									186	A Grambling	62 50	
									186	H Grambling	46 49	
									216	A Kansas	65 72	
									233	A Rice	69 66	
									236	H Sam Houston St.	51 53	
									246	A UTSA	59 44	
									248	H Houston Baptist	65 77	
									251	A Alabama St.	51 57	
									251	H Alabama St.	48 58	
									258	A Tennessee St.	56 72	
									279	A Prairie View	50 43	
									279	H Prairie View	72 65	
									295	A Alcorn	53 41	
									295	H Alcorn	68 39	
									307	A Jackson St.	62 36	
									307	H Jackson St.	66 47	
									313	H A&M-Corpus Christi	51 43	
									333	N Lipscomb	66 62	
									334	A Ark.-Pine Bluff	57 51	
									334	H Ark.-Pine Bluff	57 30	
									346	A Alabama A&M	57 38	
									346	H Alabama A&M	72 41	
									349	A Mississippi Val.	85 30	
LAST 12 Division I GAMES:												
295	A Alcorn	53 41	186	H Grambling	46 49							
155	A Southern U.	55 56	307	H Jackson St.	66 47							
251	H Alabama St.	48 58	279	A Prairie View	50 43							
346	H Alabama A&M	72 41	346	A Alabama A&M	57 38							
334	A Ark.-Pine Bluff	57 51	251	A Alabama St.	51 57							
349	A Mississippi Val.	85 30	334	H Ark.-Pine Bluff	57 30							

Non-Div I Games:

Texas Southern

■ Loss,
 ■ Non-Conf,
 ■ S Site,
 ■ Home
 ■ A Away
 N Neutral

RPI	S	Opponent	Score
349	H	Mississippi Val.	76 38

Average RPI Win:	225	WON-LOST	WINNING	LAST 10	STRENGTH OF	OPP. STRENGTH	TEAM	ADJ.	CONF.	ADJ CONF.
Average RPI Loss:	141	RECORD	PCT. RANK	GAMES	SCHEDULE	OF SCHEDULE	RPI	RPI	RPI	RPI
DIV. I ONLY	10- 18	250	2- 8	170	160	242	242	15	15	
DIV. I NON-CONF.	3- 5	218	0- 0	122	41	178	178	14	14	
TOTALS	RPI 1-25	RPI 26-50	W-L RECORDS	RPI 51-100	RPI 101-150	RPI 150+				
10- 18	0- 1	0- 4	OVERALL	0- 0	2- 8	8- 5				
7- 5	0- 0	0- 1	HOME	0- 0	1- 3	6- 1				
3- 10	0- 1	0- 2	AWAY	0- 0	1- 3	2- 4				
0- 3	0- 0	0- 1	NEUTRAL	0- 0	0- 2	0- 0				
3- 5	0- 1	0- 2	NON-CONFERENCE	0- 0	0- 2	3- 0				
2- 0	0- 0	0- 0	HOME	0- 0	0- 0	2- 0				
1- 2	0- 1	0- 1	AWAY	0- 0	0- 0	1- 0				
0- 3	0- 0	0- 1	NEUTRAL	0- 0	0- 2	0- 0				
7- 13	0- 0	0- 2	CONFERENCE	0- 0	2- 6	5- 5				
5- 5	0- 0	0- 1	HOME	0- 0	1- 3	4- 1				
2- 8	0- 0	0- 1	AWAY	0- 0	1- 3	1- 4				
0- 0	0- 0	0- 0	NEUTRAL	0- 0	0- 0	0- 0				

RPI 1-25			RPI 26-50			RPI 51-100			RPI 101+			Team's RPI: 242
RPI	S	Opponent	Score	RPI	S	Opponent	Score	RPI	S	Opponent	Score	
19	A	Texas A&M	50 87	40	A	Arkansas St.	50 87		103	A	Little Rock	45 57
				40	H	Arkansas St.	59 74		103	H	Little Rock	67 57
				43	A	Missouri	56 82		127	N	Iowa St.	61 83
				47	N	Duke	34 85		133	A	La.-Lafayette	46 42
									133	H	La.-Lafayette	47 59
									135	N	Idaho	55 75
									142	A	Troy	79 112
									142	H	Troy	73 88
									146	A	UT Arlington	69 78
									146	H	UT Arlington	48 80
									184	A	South Ala.	73 71
									184	H	South Ala.	56 70
									240	H	North Texas	64 62
									246	H	UTSA	72 64
									248	A	Houston Baptist	71 66
									262	A	Appalachian St.	71 90
									262	H	Appalachian St.	87 76
									272	A	La.-Monroe	59 63
									272	H	La.-Monroe	63 57
									273	A	Georgia St.	62 73
									273	H	Georgia St.	80 71
									290	A	Ga. Southern	64 78
									290	H	Ga. Southern	61 56
LAST 12 Division I GAMES:												
184	H	South Ala.	56 70	272	H	La.-Monroe	63 57					
142	H	Troy	73 88	262	H	Appalachian St.	87 76					
146	A	UT Arlington	69 78	146	H	UT Arlington	48 80					
103	A	Little Rock	45 57	290	A	Ga. Southern	64 78					
40	A	Arkansas St.	50 87	273	A	Georgia St.	62 73					
133	H	La.-Lafayette	47 59	272	A	La.-Monroe	59 63					

Non-Div I Games: Tex. A&M-Commerce 80 60 St. Edward's 52 44

Texas St.

■ Loss,
 ■ Non-Conf,
 ■ S Site,
 ■ Home
 ■ A Away
 N Neutral

Texas Tech

Through Games Of March 6, 2016

Average RPI Win:	209	WON-LOST	WINNING	LAST 10	STRENGTH OF	OPP. STRENGTH	TEAM	ADJ.	CONF.	ADJ CONF.
Average RPI Loss:	39	RECORD	PCT. RANK	GAMES	SCHEDULE	OF SCHEDULE	RPI	RPI	RPI	RPI
DIV. I ONLY	13- 18	221	2- 8	38	49	137	137	3	3	
DIV. I NON-CONF.	9- 2	37	0- 0	210	301	98	98	3	3	
TOTALS	RPI 1-25	RPI 26-50	W-L RECORDS	RPI 51-100	RPI 101-150	RPI 150+				
13- 18	0- 7	0- 7	OVERALL	1- 1	3- 3	9- 0				
10- 7	0- 3	0- 3	HOME	1- 0	2- 1	7- 0				
1- 9	0- 0	0- 0	AWAY	0- 0	0- 0	1- 0				
2- 2	0- 1	0- 1	NEUTRAL	0- 0	1- 0	1- 0				
9- 2	0- 0	0- 1	NON-CONFERENCE	1- 1	1- 0	7- 0				
8- 0	0- 0	0- 0	HOME	1- 0	1- 0	6- 0				
0- 1	0- 0	0- 0	AWAY	0- 1	0- 0	0- 0				
1- 1	0- 0	0- 1	NEUTRAL	0- 0	0- 0	1- 0				
4- 16	0- 7	0- 6	CONFERENCE	0- 0	2- 3	2- 0				
2- 7	0- 3	0- 3	HOME	0- 0	1- 1	1- 0				
1- 8	0- 3	0- 3	AWAY	0- 0	0- 2	1- 0				
1- 1	0- 1	0- 0	NEUTRAL	0- 0	1- 0	0- 0				

RPI 1-25				RPI 26-50				RPI 51-100				RPI 101+ Team's RPI: 137			
RPI	S	Opponent	Score	RPI	S	Opponent	Score	RPI	S	Opponent	Score	RPI	S	Opponent	Score
2	A	Baylor	43 69	29	A	Oklahoma	53 92	61	A	Santa Clara	70 75	106	A	TCU	48 69
2	H	Baylor	36 66	29	H	Oklahoma	60 70	76	H	Abilene Christian	71 65	106	H	TCU	69 78
2	N	Baylor	51 82	30	A	Oklahoma St.	57 70					127	A	Iowa St.	48 77
6	A	Texas	62 86	30	H	Oklahoma St.	46 69					127	H	Iowa St.	69 66
6	H	Texas	55 76	33	N	Washington	73 77					127	N	Iowa St.	89 84
22	A	West Virginia	57 79	48	A	Kansas St.	53 65					135	H	Idaho	78 62
22	H	West Virginia	42 69	48	H	Kansas St.	53 65					159	N	Fordham	62 48
												186	H	Grambling	70 55
												201	H	Idaho St.	79 64
												216	A	Kansas	69 58
												216	H	Kansas	54 44
												289	H	Niagara	79 45
												318	H	Southeastern La.	113 51
												329	H	Incarinate Word	70 55
												334	H	Ark.-Pine Bluff	84 40
LAST 12 Division I GAMES:															
		2 N Baylor	51 82			127 A Iowa St.	48 77								
		127 N Iowa St.	89 84			2 H Baylor	36 66								
		29 H Oklahoma	60 70			30 A Oklahoma St.	57 70								
		216 A Kansas	69 58			22 H West Virginia	42 69								
		6 H Texas	55 76			216 H Kansas	54 44								
		48 A Kansas St.	53 65			2 A Baylor	43 69								

Non-Div I Games:

Texas Tech

Loss, Non-Conf, S Site, H Home A Away N Neutral

Average RPI Win:	216	WON-LOST	WINNING	LAST 10	STRENGTH OF	OPP. STRENGTH	TEAM	ADJ.	CONF.	ADJ CONF.
Average RPI Loss:	69	RECORD	PCT. RANK	GAMES	SCHEDULE	OF SCHEDULE	RPI	RPI	RPI	RPI
DIV. I ONLY	17- 12	124	7- 3	91	112	105	105	11	11	
DIV. I NON-CONF.	5- 6	180	0- 0	79	66	144	144	13	13	
TOTALS	RPI 1-25	RPI 26-50	W-L RECORDS	RPI 51-100	RPI 101-150	RPI 150+				
17- 12	0- 1	0- 3	OVERALL	3- 6	3- 2	11- 0				
8- 5	0- 0	0- 1	HOME	1- 3	2- 1	5- 0				
7- 5	0- 0	0- 0	AWAY	1- 0	1- 0	5- 0				
2- 2	0- 0	0- 1	NEUTRAL	1- 1	0- 0	1- 0				
5- 6	0- 1	0- 2	NON-CONFERENCE	1- 2	0- 1	4- 0				
2- 2	0- 0	0- 0	HOME	0- 1	0- 1	2- 0				
1- 2	0- 1	0- 1	AWAY	0- 0	0- 0	1- 0				
2- 2	0- 0	0- 1	NEUTRAL	1- 1	0- 0	1- 0				
12- 6	0- 0	0- 1	CONFERENCE	2- 4	3- 1	7- 0				
6- 3	0- 0	0- 1	HOME	1- 2	2- 0	3- 0				
6- 3	0- 0	0- 0	AWAY	1- 2	1- 1	4- 0				
0- 0	0- 0	0- 0	NEUTRAL	0- 0	0- 0	0- 0				

RPI 1-25				RPI 26-50				RPI 51-100				RPI 101+ Team's RPI: 105			
RPI	S	Opponent	Score	RPI	S	Opponent	Score	RPI	S	Opponent	Score	RPI	S	Opponent	Score
1	A	Notre Dame	39 74	38	A	St. Bonaventure	63 74	57	A	Ball St.	69 75	122	A	Akron	71 81
				42	H	Ohio	57 77	57	H	Ball St.	58 68	123	H	Arizona	59 62
				49	N	Albany (NY)	55 63	70	A	Central Mich.	81 79	131	H	Buffalo	71 60
								70	H	Central Mich.	76 72	141	A	Western Mich.	80 68
								71	N	VCU	80 61	141	H	Western Mich.	80 73
								83	A	Eastern Mich.	41 59	249	N	Columbia	88 75
								83	H	Eastern Mich.	46 58	252	A	Ill.-Chicago	60 51
								84	H	Dayton	57 83	257	A	Bowling Green	68 60
								92	N	Harvard	70 76	257	H	Bowling Green	75 61
												260	A	Northern Ill.	89 83
												260	H	Northern Ill.	66 59
												261	H	Cleveland St.	66 53
												281	A	Miami (OH)	55 50
												319	A	Kent St.	67 64
												319	H	Kent St.	73 67
												334	H	Ark.-Pine Bluff	74 47
LAST 12 Division I GAMES:															
				57	H	Ball St.	58 68	42	H	Ohio	57 77				
				70	H	Central Mich.	76 72	131	H	Buffalo	71 60				
				260	A	Northern Ill.	89 83	319	A	Kent St.	67 64				
				83	H	Eastern Mich.	46 58	141	A	Western Mich.	80 68				
				70	A	Central Mich.	81 79	257	H	Bowling Green	75 61				
				257	A	Bowling Green	68 60	83	A	Eastern Mich.	41 59				

Non-Div I Games:

Toledo

■ Loss,
 ■ Non-Conf,
 ■ S Site,
 ■ H Home
 ■ A Away
 N Neutral

Average RPI Win: 199	WON-LOST	WINNING	LAST 10	STRENGTH OF	OPP. STRENGTH	TEAM	ADJ.	CONF.	ADJ CONF.
Average RPI Loss: 154	RECORD	PCT. RANK	GAMES	SCHEDULE	OF SCHEDULE	RPI	RPI	RPI	RPI
DIV. I ONLY	6- 23	311	1- 9	183	152	294	294	12	12
DIV. I NON-CONF.	3- 8	258	0- 0	267	263	297	297	10	10
TOTALS	RPI 1-25	RPI 26-50	W-L RECORDS	RPI 51-100	RPI 101-150	RPI 150+			
6- 23	0- 0	0- 2	OVERALL	1- 8	0- 0	5- 13			
4- 9	0- 0	0- 1	HOME	1- 3	0- 0	3- 5			
1- 14	0- 0	0- 1	AWAY	0- 5	0- 0	1- 8			
1- 0	0- 0	0- 0	NEUTRAL	0- 0	0- 0	1- 0			
3- 8	0- 0	0- 0	NON-CONFERENCE	0- 3	0- 0	3- 5			
2- 2	0- 0	0- 0	HOME	0- 1	0- 0	2- 1			
0- 6	0- 0	0- 0	AWAY	0- 2	0- 0	0- 4			
1- 0	0- 0	0- 0	NEUTRAL	0- 0	0- 0	1- 0			
3- 15	0- 0	0- 2	CONFERENCE	1- 5	0- 0	2- 8			
2- 7	0- 0	0- 1	HOME	1- 2	0- 0	1- 4			
1- 8	0- 0	0- 1	AWAY	0- 3	0- 0	1- 4			
0- 0	0- 0	0- 0	NEUTRAL	0- 0	0- 0	0- 0			

RPI S	Opponent	Score	RPI S	Opponent	Score	RPI S	Opponent	Score	RPI S	Opponent	Score	Team's RPI: 294
35	A James Madison	45 61	35	H James Madison	57 64	56	H Auburn	52 74	158	A Northeastern	72 71	
						65	A Hofstra	60 64	158	H Northeastern	63 81	
						65	H Hofstra	56 74	163	A Delaware	64 69	
						79	A Drexel	40 56	163	H Delaware	62 66	
						79	H Drexel	33 74	169	A George Mason	76 88	
						80	A Minnesota	86 105	170	A Cornell	60 88	
						88	A Elon	58 80	185	H UMBC	61 51	
						88	H Elon	85 78	203	A William & Mary	65 78	
						100	A Georgetown	46 82	203	H William & Mary	54 73	
									226	A Col. of Charleston	55 67	
									226	H Col. of Charleston	62 51	
									234	N Western Ill.	83 77	
									250	H Coppin St.	69 81	
									270	A UNCW	51 53	
									270	H UNCW	49 52	
									284	A Rider	72 78	
									302	H UMKC	70 47	
									327	A North Florida	72 74	
LAST 12 Division I GAMES:												
79	H Drexel	33 74	88	A Elon	58 80							
158	H Northeastern	63 81	65	H Hofstra	56 74							
203	A William & Mary	65 78	163	H Delaware	62 66							
35	A James Madison	45 61	226	A Col. of Charleston	55 67							
79	A Drexel	40 56	270	A UNCW	51 53							
226	H Col. of Charleston	62 51	65	A Hofstra	60 64							

Non-Div I Games:

Towson

Average RPI Win: 236	WON-LOST	WINNING	LAST 10	STRENGTH OF	OPP. STRENGTH	TEAM	ADJ.	CONF.	ADJ CONF.
Average RPI Loss: 137	RECORD	PCT. RANK	GAMES	SCHEDULE	OF SCHEDULE	RPI	RPI	RPI	RPI
DIV. I ONLY	15- 12	144	7- 3	196	207	142	142	15	15
DIV. I NON-CONF.	3- 4	197	0- 0	199	266	151	151	14	14
TOTALS	RPI 1-25	RPI 26-50	W-L RECORDS	RPI 51-100	RPI 101-150	RPI 150+			
15- 12	0- 0	0- 2	OVERALL	0- 2	4- 3	11- 5			
8- 3	0- 0	0- 1	HOME	0- 0	3- 0	5- 2			
7- 9	0- 0	0- 1	AWAY	0- 2	1- 3	6- 3			
0- 0	0- 0	0- 0	NEUTRAL	0- 0	0- 0	0- 0			
3- 4	0- 0	0- 0	NON-CONFERENCE	0- 2	0- 1	3- 1			
1- 0	0- 0	0- 0	HOME	0- 0	0- 0	1- 0			
2- 4	0- 0	0- 0	AWAY	0- 2	0- 1	2- 1			
0- 0	0- 0	0- 0	NEUTRAL	0- 0	0- 0	0- 0			
12- 8	0- 0	0- 2	CONFERENCE	0- 0	4- 2	8- 4			
7- 3	0- 0	0- 1	HOME	0- 0	3- 0	4- 2			
5- 5	0- 0	0- 1	AWAY	0- 0	1- 2	4- 2			
0- 0	0- 0	0- 0	NEUTRAL	0- 0	0- 0	0- 0			

RPI 1-25				RPI 26-50				RPI 51-100				RPI 101+				Team's RPI: 142
RPI	S	Opponent	Score	RPI	S	Opponent	Score	RPI	S	Opponent	Score	RPI	S	Opponent	Score	
				40	A	Arkansas St.	80 94	74	A	Vanderbilt	43 97	103	A	Little Rock	64 79	
				40	H	Arkansas St.	81 101	78	A	Belmont	93 102	103	H	Little Rock	78 71	
												112	A	Samford	69 73	
												133	A	La.-Lafayette	53 56	
												133	H	La.-Lafayette	90 83	
												146	A	UT Arlington	80 70	
												146	H	UT Arlington	88 71	
												165	A	UAB	67 89	
												184	A	South Ala.	63 65	
												184	H	South Ala.	71 75	
												242	A	Texas St.	88 73	
												242	H	Texas St.	112 79	
												251	A	Alabama St.	73 59	
												262	A	Appalachian St.	100 89	
												262	H	Appalachian St.	81 96	
												272	A	La.-Monroe	73 77	
												272	H	La.-Monroe	74 64	
												273	A	Georgia St.	97 90	
												273	H	Georgia St.	89 78	
												290	A	Ga. Southern	81 66	
												290	H	Ga. Southern	84 68	
												304	H	Nicholls St.	104 51	
												318	A	Southeastern La.	100 90	
LAST 12 Division I GAMES:																
				146	A	UT Arlington	80 70	273	H	Georgia St.	89 78					
				242	A	Texas St.	88 73	290	H	Ga. Southern	84 68					
				272	H	La.-Monroe	74 64	40	A	Arkansas St.	80 94					
				133	H	La.-Lafayette	90 83	103	A	Little Rock	64 79					
				262	A	Appalachian St.	100 89	262	H	Appalachian St.	81 96					
				184	A	South Ala.	63 65	184	H	South Ala.	71 75					

Non-Div I Games: West Ala. 103 72 Fort Valley St. 118 72

Troy

T

u

l

a

n

e

Tulane				Through Games Of March 6, 2016						
Average RPI Win: 191		WON-LOST	WINNING	LAST 10	STRENGTH OF	OPP. STRENGTH	TEAM	ADJ.	CONF.	ADJ CONF.
Average RPI Loss: 36		RECORD	PCT. RANK	GAMES	SCHEDULE	OF SCHEDULE	RPI	RPI	RPI	RPI
DIV. I ONLY		21- 11	80	6- 4	80	78	73	73	9	9
DIV. I NON-CONF.		9- 3	69	0- 0	71	71	54	54	7	7
<hr/>										
TOTALS		RPI 1-25	RPI 26-50	W-L RECORDS	RPI 51-100	RPI 101-150	RPI 150+			
21- 11	0- 7	0- 0	OVERALL	1- 3	7- 1	13- 0				
13- 3	0- 2	0- 0	HOME	1- 1	4- 0	8- 0				
6- 5	0- 3	0- 0	AWAY	0- 1	1- 1	5- 0				
2- 3	0- 2	0- 0	NEUTRAL	0- 1	2- 0	0- 0				
9- 3	0- 2	0- 0	NON-CONFERENCE	1- 1	4- 0	4- 0				
7- 0	0- 0	0- 0	HOME	1- 0	3- 0	3- 0				
1- 1	0- 1	0- 0	AWAY	0- 0	0- 0	1- 0				
1- 2	0- 1	0- 0	NEUTRAL	0- 1	1- 0	0- 0				
12- 8	0- 5	0- 0	CONFERENCE	0- 2	3- 1	9- 0				
6- 3	0- 2	0- 0	HOME	0- 1	1- 0	5- 0				
5- 4	0- 2	0- 0	AWAY	0- 1	1- 1	4- 0				
1- 1	0- 1	0- 0	NEUTRAL	0- 0	1- 0	0- 0				
<hr/>										
RPI 1-25		RPI 26-50		RPI 51-100		Team's RPI: 73		RPI 101+		
RPI S	Opponent	Score	RPI S	Opponent	Score	RPI S	Opponent	Score		
4 A	UConn	40 80				52 N	Rutgers	51 75	103 H	Little Rock 69 53
4 H	UConn	38 96				54 H	Saint Louis	66 58	108 N	Virginia 67 62
4 N	UConn	35 82				69 A	Temple	67 72	110 A	Memphis 67 83
15 A	Florida St.	72 78				69 H	Temple	54 72	110 N	Memphis 70 64
21 A	South Fla.	65 77							119 H	LSU 67 63
21 H	South Fla.	67 71							144 H	McNeese St. 74 55
25 N	Green Bay	58 79							147 A	East Carolina 66 51
									147 H	East Carolina 78 73
									155 H	Southern U. 77 48
									177 A	Ole Miss 61 59
									190 A	Tulsa 71 47
									190 H	Tulsa 61 42
									193 A	SMU 54 42
									193 H	SMU 76 64
									237 H	Cincinnati 70 51
									278 A	UCF 65 53
									278 H	UCF 75 54
									285 A	Houston 59 56
									285 H	Houston 70 48
									307 H	Jackson St. 92 49
									309 H	UNCG 74 53
<hr/>										
LAST 12 Division I GAMES:										
4 N	UConn	35 82	278 A	UCF	65 53					
110 N	Memphis	70 64	193 H	SMU	76 64					
237 H	Cincinnati	70 51	21 A	South Fla.	65 77					
4 A	UConn	40 80	285 A	Houston	59 56					
69 A	Temple	67 72	4 H	UConn	38 96					
190 H	Tulsa	61 42	69 H	Temple	54 72					

Non-Div I Games:

Tulane

Loss, Non-Conf, S Site, H Home A Away N Neutral

Average RPI Win:	200	WON-LOST	WINNING	LAST 10	STRENGTH OF	OPP. STRENGTH	TEAM	ADJ.	CONF.	ADJ CONF.
Average RPI Loss:	105	RECORD	PCT. RANK	GAMES	SCHEDULE	OF SCHEDULE	RPI	RPI	RPI	RPI
DIV. I ONLY	12- 19	239	5- 5	127	84	190	190	9	9	
DIV. I NON-CONF.	3- 8	258	0- 0	64	77	192	192	7	7	
TOTALS	RPI 1-25	RPI 26-50	W-L RECORDS	RPI 51-100	RPI 101-150	RPI 150+				
12- 19	0- 3	0- 2	OVERALL	0- 7	5- 2	7- 5				
5- 9	0- 2	0- 2	HOME	0- 1	1- 2	4- 2				
6- 7	0- 1	0- 0	AWAY	0- 4	4- 0	2- 2				
1- 3	0- 0	0- 0	NEUTRAL	0- 2	0- 0	1- 1				
3- 8	0- 0	0- 2	NON-CONFERENCE	0- 3	2- 1	1- 2				
1- 4	0- 0	0- 2	HOME	0- 0	0- 1	1- 1				
2- 2	0- 0	0- 0	AWAY	0- 2	2- 0	0- 0				
0- 2	0- 0	0- 0	NEUTRAL	0- 1	0- 0	0- 1				
9- 11	0- 3	0- 0	CONFERENCE	0- 4	3- 1	6- 3				
4- 5	0- 2	0- 0	HOME	0- 1	1- 1	3- 1				
4- 5	0- 1	0- 0	AWAY	0- 2	2- 0	2- 2				
1- 1	0- 0	0- 0	NEUTRAL	0- 1	0- 0	1- 0				

RPI 1-25				RPI 26-50				RPI 51-100				RPI 101+ Team's RPI: 190			
RPI	S	Opponent	Score	RPI	S	Opponent	Score	RPI	S	Opponent	Score	RPI	S	Opponent	Score
4	A	UConn	35 95	29	H	Oklahoma	62 75	54	A	Saint Louis	73 82	103	A	Little Rock	74 63
4	H	UConn	30 94	48	H	Kansas St.	67 75	69	A	Temple	46 66	110	A	Memphis	65 59
21	H	South Fla.	66 72					69	N	Temple	52 78	110	H	Memphis	58 69
								73	A	Tulane	42 61	138	H	Oral Roberts	53 59
								73	H	Tulane	47 71	140	A	Arkansas	74 67
								96	A	UNI	59 75	147	A	East Carolina	55 54
								98	N	Drake	80 91	147	H	East Carolina	81 79
												169	N	George Mason	63 64
												186	H	Grambling	79 51
												193	A	SMU	45 62
												193	H	SMU	56 54
												225	H	Indiana St.	63 67
												237	A	Cincinnati	76 63
												237	H	Cincinnati	53 55
												278	A	UCF	74 75
												278	H	UCF	95 71
												285	A	Houston	79 62
												285	H	Houston	44 28
												285	N	Houston	76 38
LAST 12 Division I GAMES:															
				69	N	Temple	52 78	278	H	UCF	95 71				
				285	N	Houston	76 38	285	H	Houston	44 28				
				237	A	Cincinnati	76 63	147	A	East Carolina	55 54				
				21	H	South Fla.	66 72	278	A	UCF	74 75				
				73	A	Tulane	42 61	4	H	UConn	30 94				
				193	A	SMU	45 62	110	H	Memphis	58 69				

Non-Div I Games:

Tulsa

■ Loss,
■ Non-Conf,
■ S Site,
■ Home
■ A Away
N Neutral

Average RPI Win:	213	WON-LOST	WINNING	LAST 10	STRENGTH OF	OPP. STRENGTH	TEAM	ADJ.	CONF.	ADJ CONF.
Average RPI Loss:	111	RECORD	PCT. RANK	GAMES	SCHEDULE	OF SCHEDULE	RPI	RPI	RPI	RPI
DIV. I ONLY	14- 15	175	4- 6	137	143	165	165	13	13	
DIV. I NON-CONF.	7- 4	110	0- 0	179	235	118	118	11	11	
TOTALS	RPI 1-25	RPI 26-50	W-L RECORDS	RPI 51-100	RPI 101-150	RPI 150+				
14- 15	0- 1	0- 4	OVERALL	1- 4	2- 2	11- 4				
10- 4	0- 0	0- 1	HOME	1- 1	2- 1	7- 1				
3- 10	0- 1	0- 2	AWAY	0- 3	0- 1	3- 3				
1- 1	0- 0	0- 1	NEUTRAL	0- 0	0- 0	1- 0				
7- 4	0- 1	0- 1	NON-CONFERENCE	0- 2	2- 0	5- 0				
5- 0	0- 0	0- 0	HOME	0- 0	2- 0	3- 0				
1- 3	0- 1	0- 0	AWAY	0- 2	0- 0	1- 0				
1- 1	0- 0	0- 1	NEUTRAL	0- 0	0- 0	1- 0				
7- 11	0- 0	0- 3	CONFERENCE	1- 2	0- 2	6- 4				
5- 4	0- 0	0- 1	HOME	1- 1	0- 1	4- 1				
2- 7	0- 0	0- 2	AWAY	0- 1	0- 1	2- 3				
0- 0	0- 0	0- 0	NEUTRAL	0- 0	0- 0	0- 0				

RPI	S	Opponent	Score	RPI	S	Opponent	Score	RPI	S	Opponent	Score	RPI	S	Opponent	Score	Team's RPI: 165
15	A	Florida St.	44 84	31	A	UTEP	54 62	56	A	Auburn	71 85	112	H	Samford	61 41	
				37	A	Western Ky.	55 64	67	A	Middle Tenn.	40 68	134	A	Marshall	65 73	
				37	H	Western Ky.	49 63	67	H	Middle Tenn.	72 77	134	H	Marshall	61 64	
				49	N	North Carolina St.	56 67	77	H	Charlotte	75 57	142	H	Troy	89 67	
								78	A	Belmont	62 63	154	H	Old Dominion	58 55	
												164	A	Fla. Atlantic	67 62	
												164	H	Fla. Atlantic	51 52	
												171	H	Southern Miss.	53 49	
												183	H	Louisiana Tech	64 49	
												184	A	South Ala.	53 39	
												233	A	Rice	64 55	
												240	A	North Texas	51 53	
												246	A	UTSA	52 54	
												253	N	High Point	56 46	
												311	A	FIU	61 72	
												311	H	FIU	71 42	
												312	H	South Carolina St.	71 38	
												334	H	Ark.-Pine Bluff	82 32	
												349	H	Mississippi Val.	80 33	
LAST 12 Division I GAMES:																
164	H	Fla. Atlantic	51 52	171	H	Southern Miss.	53 49									
311	H	FIU	71 42	164	A	Fla. Atlantic	67 62									
37	A	Western Ky.	55 64	311	A	FIU	61 72									
134	A	Marshall	65 73	134	H	Marshall	61 64									
67	H	Middle Tenn.	72 77	37	H	Western Ky.	49 63									
183	H	Louisiana Tech	64 49	240	A	North Texas	51 53									

Non-Div I Games:

UAB

■ Loss,
 ■ Non-Conf,
 ■ S Site,
 ■ Home
 ■ A Away
 N Neutral

Average RPI Win:	260	WON-LOST	WINNING	LAST 10	STRENGTH OF	OPP. STRENGTH	TEAM	ADJ.	CONF.	ADJ CONF.
Average RPI Loss:	129	RECORD	PCT. RANK	GAMES	SCHEDULE	OF SCHEDULE	RPI	RPI	RPI	RPI
DIV. I ONLY	16- 12	133	6- 4	295	217	188	188	22	22	
DIV. I NON-CONF.	6- 6	160	0- 0	262	140	200	200	21	21	
TOTALS	RPI 1-25	RPI 26-50	W-L RECORDS	RPI 51-100	RPI 101-150	RPI 150+				
16- 12	0- 1	1- 1	OVERALL	0- 3	1- 3	14- 4				
7- 5	0- 1	0- 0	HOME	0- 1	1- 1	6- 2				
9- 5	0- 0	1- 0	AWAY	0- 2	0- 2	8- 1				
0- 2	0- 0	0- 1	NEUTRAL	0- 0	0- 0	0- 1				
6- 6	0- 1	1- 1	NON-CONFERENCE	0- 1	0- 0	5- 3				
1- 3	0- 1	0- 0	HOME	0- 0	0- 0	1- 2				
5- 1	0- 0	1- 0	AWAY	0- 1	0- 0	4- 0				
0- 2	0- 0	0- 1	NEUTRAL	0- 0	0- 0	0- 1				
10- 6	0- 0	0- 0	CONFERENCE	0- 2	1- 3	9- 1				
6- 2	0- 0	0- 0	HOME	0- 1	1- 1	5- 0				
4- 4	0- 0	0- 0	AWAY	0- 1	0- 2	4- 1				
0- 0	0- 0	0- 0	NEUTRAL	0- 0	0- 0	0- 0				

RPI 1-25			RPI 26-50			RPI 51-100			RPI 101+			Team's RPI: 188
RPI	S	Opponent	Score	RPI	S	Opponent	Score	RPI	S	Opponent	Score	Score
9	H	Stanford	45 74	46	A	St. Mary's (CA)	78 71	59	A	UC Riverside	73 80	118 A Hawaii 50 70
				49	N	Albany (NY)	70 80	59	H	UC Riverside	76 90	118 H Hawaii 60 58
								87	A	Utah	58 88	129 A Long Beach St. 64 74
												129 H Long Beach St. 62 75
												167 H Sacramento St. 77 92
												172 H Pacific 53 66
												187 A Cal Poly 75 57
												187 H Cal Poly 82 71
												211 A Utah Valley 59 55
												255 A San Diego St. 65 54
												267 A UC Santa Barbara 59 66
												267 H UC Santa Barbara 80 51
												286 A Portland 72 47
												297 N Florida A&M 58 61
												298 A CSUN 75 52
												298 H CSUN 57 50
												323 A Portland St. 82 70
												336 A UC Irvine 76 70
												336 H UC Irvine 74 61
												339 A Cal St. Fullerton 63 59
												339 H Cal St. Fullerton 80 56
												341 H Air Force 66 40
LAST 12 Division I GAMES:												
336	A	UC Irvine	76 70	187	H	Cal Poly	82 71					
129	A	Long Beach St.	64 74	339	A	Cal St. Fullerton	63 59					
298	H	CSUN	57 50	59	A	UC Riverside	73 80					
59	H	UC Riverside	76 90	267	H	UC Santa Barbara	80 51					
118	A	Hawaii	50 70	129	H	Long Beach St.	62 75					
339	H	Cal St. Fullerton	80 56	187	A	Cal Poly	75 57					

Non-Div I Games: Cal St. Monterey Ba91 36

UC Davis

Loss, Non-Conf, S Site, H Home A Away N Neutral

Average RPI Win:	332	WON-LOST	WINNING	LAST 10	STRENGTH OF	OPP. STRENGTH	TEAM	ADJ.	CONF.	ADJ CONF.
Average RPI Loss:	174	RECORD	PCT. RANK	GAMES	SCHEDULE	OF SCHEDULE	RPI	RPI	RPI	RPI
DIV. I ONLY	3- 26	342	0- 10	271	203	336	336	22	22	
DIV. I NON-CONF.	2- 11	306	0- 0	265	104	313	313	21	21	
TOTALS	RPI 1-25	RPI 26-50	W-L RECORDS	RPI 51-100	RPI 101-150	RPI 150+				
3- 26	0- 1	0- 1	OVERALL	0- 4	0- 4	3- 16				
1- 11	0- 0	0- 0	HOME	0- 2	0- 2	1- 7				
2- 14	0- 0	0- 0	AWAY	0- 0	0- 0	2- 1				
0- 1	0- 0	0- 1	NEUTRAL	0- 0	0- 0	0- 0				
2- 11	0- 1	0- 1	NON-CONFERENCE	0- 2	0- 0	2- 7				
1- 3	0- 0	0- 0	HOME	0- 1	0- 0	1- 2				
1- 7	0- 1	0- 0	AWAY	0- 1	0- 0	1- 5				
0- 1	0- 0	0- 1	NEUTRAL	0- 0	0- 0	0- 0				
1- 15	0- 0	0- 0	CONFERENCE	0- 2	0- 4	1- 9				
0- 8	0- 0	0- 0	HOME	0- 1	0- 2	0- 5				
1- 7	0- 0	0- 0	AWAY	0- 1	0- 2	1- 4				
0- 0	0- 0	0- 0	NEUTRAL	0- 0	0- 0	0- 0				

RPI 1-25				RPI 26-50				RPI 51-100				RPI 101+ Team's RPI: 336			
RPI	S	Opponent	Score	RPI	S	Opponent	Score	RPI	S	Opponent	Score	RPI	S	Opponent	Score
10	A	UCLA	48 83	32	N	Princeton	42 83	51	H	St. John's (NY)	63 85	118	A	Hawaii	35 59
								55	A	Southern California	56 75	118	H	Hawaii	65 83
								59	A	UC Riverside	69 93	129	A	Long Beach St.	49 67
								59	H	UC Riverside	72 84	129	H	Long Beach St.	65 71
												167	A	Sacramento St.	78 126
												187	A	Cal Poly	38 50
												187	H	Cal Poly	54 72
												188	A	UC Davis	61 74
												188	H	UC Davis	70 76
												192	A	San Jose St.	58 79
												202	A	UNLV	52 72
												212	A	CSU Bakersfield	39 65
												227	H	Grand Canyon	53 58
												238	A	Loyola Marymount	50 95
												267	A	UC Santa Barbara	37 66
												267	H	UC Santa Barbara	62 80
												298	A	CSUN	48 62
												298	H	CSUN	64 83
												310	H	Northern Ariz.	55 71
												321	H	Nevada	68 64
												335	A	Southern Utah	63 58
												339	A	Cal St. Fullerton	62 58
												339	H	Cal St. Fullerton	53 66
LAST 12 Division I GAMES:															
188	H	UC Davis	70 76	267	H	UC Santa Barbara	62 80								
59	H	UC Riverside	72 84	187	A	Cal Poly	38 50								
129	A	Long Beach St.	49 67	118	A	Hawaii	35 59								
267	A	UC Santa Barbara	37 66	298	H	CSUN	64 83								
339	H	Cal St. Fullerton	53 66	339	A	Cal St. Fullerton	62 58								
298	A	CSUN	48 62	118	H	Hawaii	65 83								

Non-Div I Games: San Diego Christian78 49

UC Irvine

■ Loss,
 ■ Non-Conf, S Site,
 ■ Home
 ■ Away
 N Neutral

UC Riverside

Through Games Of March 6, 2016

Average RPI Win:	229	WON-LOST	WINNING	LAST 10	STRENGTH OF	OPP. STRENGTH	TEAM	ADJ.	CONF.	ADJ CONF.
Average RPI Loss:	49	RECORD	PCT. RANK	GAMES	SCHEDULE	OF SCHEDULE	RPI	RPI	RPI	RPI
DIV. I ONLY	23- 7	41	10- 0	164	192	59	59	22	22	
DIV. I NON-CONF.	7- 7	160	0- 0	63	57	93	93	21	21	
TOTALS	RPI 1-25	RPI 26-50	W-L RECORDS	RPI 51-100	RPI 101-150	RPI 150+				
23- 7	0- 2	0- 2	OVERALL	0- 3	5- 0	18- 0				
11- 1	0- 1	0- 0	HOME	0- 0	3- 0	8- 0				
11- 6	0- 1	0- 2	AWAY	0- 3	2- 0	9- 0				
1- 0	0- 0	0- 0	NEUTRAL	0- 0	0- 0	1- 0				
7- 7	0- 2	0- 2	NON-CONFERENCE	0- 3	1- 0	6- 0				
3- 1	0- 1	0- 0	HOME	0- 0	1- 0	2- 0				
3- 6	0- 1	0- 2	AWAY	0- 3	0- 0	3- 0				
1- 0	0- 0	0- 0	NEUTRAL	0- 0	0- 0	1- 0				
16- 0	0- 0	0- 0	CONFERENCE	0- 0	4- 0	12- 0				
8- 0	0- 0	0- 0	HOME	0- 0	2- 0	6- 0				
8- 0	0- 0	0- 0	AWAY	0- 0	2- 0	6- 0				
0- 0	0- 0	0- 0	NEUTRAL	0- 0	0- 0	0- 0				

RPI 1-25				RPI 26-50				RPI 51-100 Team's RPI: 59				RPI 101+			
RPI	S	Opponent	Score	RPI	S	Opponent	Score	RPI	S	Opponent	Score	RPI	S	Opponent	Score
5	A	Oregon St.	65 86	31	A	UTEP	57 68	85	A	Oregon	81 95	117	H	Fresno St.	86 68
10	H	UCLA	56 70	33	A	Washington	43 78	86	A	California	58 64	118	A	Hawaii	77 74
								90	A	San Francisco	76 88	118	H	Hawaii	81 77
												129	A	Long Beach St.	78 60
												129	H	Long Beach St.	83 58
												187	A	Cal Poly	75 62
												187	H	Cal Poly	93 83
												188	A	UC Davis	90 76
												188	H	UC Davis	80 73
												212	H	CSU Bakersfield	81 61
												227	A	Grand Canyon	85 67
												231	N	Southeast Mo. St.	85 67
												238	H	Loyola Marymount	80 62
												255	A	San Diego St.	85 68
												267	A	UC Santa Barbara	83 53
												267	H	UC Santa Barbara	92 81
												271	A	Seattle	92 70
												298	A	CSUN	84 62
												298	H	CSUN	83 76
												336	A	UC Irvine	84 72
												336	H	UC Irvine	93 69
												339	A	Cal St. Fullerton	90 43
												339	H	Cal St. Fullerton	69 45
LAST 12 Division I GAMES:															
339	H	Cal St. Fullerton	69 45	187	A	Cal Poly	75 62	339	A	Cal St. Fullerton	90 43	298	H	CSUN	83 76
336	A	UC Irvine	84 72	188	H	UC Davis	80 73	187	H	Cal Poly	93 83	267	H	UC Santa Barbara	92 81
118	H	Hawaii	81 77	129	H	Long Beach St.	83 58								
298	A	CSUN	84 62												
188	A	UC Davis	90 76												

Non-Div I Games:

UC Riverside

■ Loss,
 ■ Non-Conf,
 ■ S Site,
 ■ Home
 ■ A Away
 N Neutral

Average RPI Win:	284	WON-LOST	WINNING	LAST 10	STRENGTH OF	OPP. STRENGTH	TEAM	ADJ.	CONF.	ADJ CONF.
Average RPI Loss:	138	RECORD	PCT. RANK	GAMES	SCHEDULE	OF SCHEDULE	RPI	RPI	RPI	RPI
DIV. I ONLY	10- 19	259	4- 6	225	240	267	267	22	22	
DIV. I NON-CONF.	2- 11	306	0- 0	201	194	308	308	21	21	
TOTALS	RPI 1-25	RPI 26-50	W-L RECORDS	RPI 51-100	RPI 101-150	RPI 150+				
10- 19	0- 0	0- 0	OVERALL	0- 6	0- 7	10- 6				
7- 6	0- 0	0- 0	HOME	0- 2	0- 2	7- 2				
3- 13	0- 0	0- 0	AWAY	0- 4	0- 5	3- 4				
0- 0	0- 0	0- 0	NEUTRAL	0- 0	0- 0	0- 0				
2- 11	0- 0	0- 0	NON-CONFERENCE	0- 4	0- 3	2- 4				
2- 3	0- 0	0- 0	HOME	0- 1	0- 0	2- 2				
0- 8	0- 0	0- 0	AWAY	0- 3	0- 3	0- 2				
0- 0	0- 0	0- 0	NEUTRAL	0- 0	0- 0	0- 0				
8- 8	0- 0	0- 0	CONFERENCE	0- 2	0- 4	8- 2				
5- 3	0- 0	0- 0	HOME	0- 1	0- 2	5- 0				
3- 5	0- 0	0- 0	AWAY	0- 1	0- 2	3- 2				
0- 0	0- 0	0- 0	NEUTRAL	0- 0	0- 0	0- 0				

RPI 1-25				RPI 26-50				RPI 51-100				RPI 101+ Team's RPI: 267			
RPI	S	Opponent	Score	RPI	S	Opponent	Score	RPI	S	Opponent	Score	RPI	S	Opponent	Score
								59	A	UC Riverside	81 92	118	A	Hawaii	45 59
								59	H	UC Riverside	53 83	118	H	Hawaii	62 63
								61	A	Santa Clara	48 66	119	A	LSU	50 68
								61	H	Santa Clara	37 48	129	A	Long Beach St.	52 60
								85	A	Oregon	51 79	129	H	Long Beach St.	55 58
								93	A	Washington St.	44 61	133	A	La.-Lafayette	42 61
												135	A	Idaho	42 64
												187	A	Cal Poly	60 66
												187	H	Cal Poly	78 67
												188	A	UC Davis	51 80
												188	H	UC Davis	66 59
												191	H	UTRGV	60 62
												212	H	CSU Bakersfield	61 60
												238	H	Loyola Marymount	63 70
												244	A	Wyoming	67 76
												266	A	Pepperdine	69 71
												298	A	CSUN	65 49
												298	H	CSUN	70 58
												306	H	Morehead St.	93 78
												336	A	UC Irvine	80 62
												336	H	UC Irvine	66 37
												339	A	Cal St. Fullerton	65 47
												339	H	Cal St. Fullerton	79 49
LAST 12 Division I GAMES:															
				118	A	Hawaii	45 59					336	A	UC Irvine	80 62
				187	A	Cal Poly	60 66					118	H	Hawaii	62 63
				336	H	UC Irvine	66 37					339	H	Cal St. Fullerton	79 49
				129	H	Long Beach St.	55 58					188	A	UC Davis	51 80
				298	H	CSUN	70 58					59	A	UC Riverside	81 92
				129	A	Long Beach St.	52 60					188	H	UC Davis	66 59

Non-Div I Games: La Verne 89 41

UC Santa Barbara

■ Loss,
 ■ Non-Conf,
 ■ S Site,
 ■ Home
 ■ A Away
 N Neutral

Average RPI Win:	242	WON-LOST	WINNING	LAST 10	STRENGTH OF	OPP. STRENGTH	TEAM	ADJ.	CONF.	ADJ CONF.
Average RPI Loss:	120	RECORD	PCT. RANK	GAMES	SCHEDULE	OF SCHEDULE	RPI	RPI	RPI	RPI
DIV. I ONLY	7- 23	303	3- 7	155	95	278	278	9	9	
DIV. I NON-CONF.	3- 8	258	0- 0	139	191	253	253	7	7	
TOTALS	RPI 1-25	RPI 26-50	W-L RECORDS	RPI 51-100	RPI 101-150	RPI 150+				
7- 23	0- 4	0- 1	OVERALL	0- 5	0- 5	7- 8				
5- 10	0- 1	0- 1	HOME	0- 3	0- 3	5- 2				
2- 11	0- 2	0- 0	AWAY	0- 2	0- 2	2- 5				
0- 2	0- 1	0- 0	NEUTRAL	0- 0	0- 0	0- 1				
3- 8	0- 1	0- 1	NON-CONFERENCE	0- 1	0- 2	3- 3				
2- 4	0- 0	0- 1	HOME	0- 1	0- 1	2- 1				
1- 3	0- 0	0- 0	AWAY	0- 0	0- 1	1- 2				
0- 1	0- 1	0- 0	NEUTRAL	0- 0	0- 0	0- 0				
4- 15	0- 3	0- 0	CONFERENCE	0- 4	0- 3	4- 5				
3- 6	0- 1	0- 0	HOME	0- 2	0- 2	3- 1				
1- 8	0- 2	0- 0	AWAY	0- 2	0- 1	1- 3				
0- 1	0- 0	0- 0	NEUTRAL	0- 0	0- 0	0- 1				

RPI 1-25				RPI 26-50				RPI 51-100				RPI 101+ Team's RPI: 278			
RPI	S	Opponent	Score	RPI	S	Opponent	Score	RPI	S	Opponent	Score	RPI	S	Opponent	Score
4	A	UConn	51 106	30	H	Oklahoma St.	55 74	51	H	St. John's (NY)	42 70	110	A	Memphis	59 75
21	A	South Fla.	63 108					69	A	Temple	64 78	110	H	Memphis	52 69
21	H	South Fla.	49 88					69	H	Temple	63 71	122	A	Akron	54 74
24	N	Florida	79 93					73	A	Tulane	54 75	131	H	Buffalo	60 66
								73	H	Tulane	53 65	147	H	East Carolina	56 71
												179	H	Butler	63 71
												184	A	South Ala.	77 36
												190	A	Tulsa	71 95
												190	H	Tulsa	75 74
												193	A	SMU	50 65
												193	H	SMU	66 54
												193	N	SMU	74 83
												194	A	Stetson	68 83
												237	A	Cincinnati	80 60
												237	H	Cincinnati	50 68
												239	A	Omaha	60 75
												285	A	Houston	55 64
												285	H	Houston	65 62
												297	H	Florida A&M	93 55
												311	H	FIU	89 72
LAST 12 Division I GAMES:															
193	N	SMU	74 83	110	H	Memphis	52 69								
69	A	Temple	64 78	193	A	SMU	50 65								
285	H	Houston	65 62	285	A	Houston	55 64								
193	H	SMU	66 54	190	H	Tulsa	75 74								
73	H	Tulane	53 65	110	A	Memphis	59 75								
190	A	Tulsa	71 95	21	H	South Fla.	49 88								

Non-Div I Games:

UCF

■ Loss,
■ Non-Conf,
■ S Site,
■ H Home
■ A Away
N Neutral

Average RPI Win:	101	WON-LOST	WINNING	LAST 10	STRENGTH OF	OPP. STRENGTH	TEAM	ADJ.	CONF.	ADJ CONF.
Average RPI Loss:	25	RECORD	PCT. RANK	GAMES	SCHEDULE	OF SCHEDULE	RPI	RPI	RPI	RPI
DIV. I ONLY	24- 8	50	8- 2	5	3	10	10	1	1	
DIV. I NON-CONF.	8- 2	51	0- 0	15	22	11	11	1	1	
TOTALS	RPI 1-25	RPI 26-50	W-L RECORDS	RPI 51-100	RPI 101-150	RPI 150+				
24- 8	3- 5	2- 1	OVERALL	11- 2	3- 0	5- 0				
13- 1	3- 1	2- 0	HOME	5- 0	1- 0	2- 0				
8- 5	0- 0	0- 0	AWAY	5- 0	1- 0	2- 0				
3- 2	0- 2	0- 0	NEUTRAL	1- 0	1- 0	1- 0				
8- 2	0- 2	1- 0	NON-CONFERENCE	3- 0	0- 0	4- 0				
4- 1	0- 1	1- 0	HOME	1- 0	0- 0	2- 0				
3- 0	0- 0	0- 0	AWAY	2- 0	0- 0	1- 0				
1- 1	0- 1	0- 0	NEUTRAL	0- 0	0- 0	1- 0				
16- 6	3- 3	1- 1	CONFERENCE	8- 2	3- 0	1- 0				
9- 0	3- 0	1- 0	HOME	4- 0	1- 0	0- 0				
5- 5	0- 2	0- 1	AWAY	3- 2	1- 0	1- 0				
2- 1	0- 1	0- 0	NEUTRAL	1- 0	1- 0	0- 0				

RPI	S	Opponent	Score	RPI	S	Opponent	Score	RPI	S	Opponent	Score	RPI	S	Opponent	Score
1	N	Notre Dame	84 92	33	A	Washington	56 64	51	H	St. John's (NY)	73 58	123	A	Arizona	73 39
3	H	South Carolina	65 68	33	H	Washington	63 59	55	A	Southern California	68 71	123	H	Arizona	80 53
5	A	Oregon St.	54 64	35	H	James Madison	90 61	55	H	Southern California	78 73	123	N	Arizona	72 51
5	H	Oregon St.	71 51					59	A	UC Riverside	70 56	167	A	Sacramento St.	109 76
5	N	Oregon St.	57 69					75	A	Michigan	86 77	183	N	Louisiana Tech	68 57
9	H	Stanford	56 36					85	A	Oregon	77 72	200	A	Colorado	82 64
11	A	Arizona St.	61 65					85	H	Oregon	80 69	212	H	CSU Bakersfield	82 68
11	H	Arizona St.	74 61					86	A	California	104 108	336	H	UC Irvine	83 48
								86	H	California	75 56				
								86	N	California	73 67				
								87	A	Utah	69 63				
								93	A	Washington St.	75 73				
								93	H	Washington St.	73 61				
LAST 12 Division I GAMES:															
		5	N	Oregon St.	57	69		85	A	Oregon	77	72			
		86	N	California	73	67		33	H	Washington	63	59			
		123	N	Arizona	72	51		93	H	Washington St.	73	61			
		11	H	Arizona St.	74	61		123	A	Arizona	73	39			
		123	H	Arizona	80	53		11	A	Arizona St.	61	65			
		5	A	Oregon St.	54	64		87	A	Utah	69	63			

Non-Div I Games:

UCLA

■ Loss,
 ■ Non-Conf,
 ■ S Site,
 ■ H Home
 ■ A Away
 N Neutral

Average RPI Win:	114	WON-LOST	WINNING	LAST 10	STRENGTH OF	OPP. STRENGTH	TEAM	ADJ.	CONF.	ADJ CONF.
Average RPI Loss:	0	RECORD	PCT. RANK	GAMES	SCHEDULE	OF SCHEDULE	RPI	RPI	RPI	RPI
DIV. I ONLY	31- 0	1	10- 0	20	40	4	4	9	9	
DIV. I NON-CONF.	11- 0	1	1- 0	1	1	1	1	7	7	
TOTALS	RPI 1-25	RPI 26-50	W-L RECORDS	RPI 51-100	RPI 101-150	RPI 150+				
31- 0	8- 0	2- 0	OVERALL	6- 0	6- 0	9- 0				
13- 0	2- 0	1- 0	HOME	3- 0	3- 0	4- 0				
14- 0	4- 0	1- 0	AWAY	2- 0	2- 0	5- 0				
4- 0	2- 0	0- 0	NEUTRAL	1- 0	1- 0	0- 0				
11- 0	6- 0	2- 0	NON-CONFERENCE	1- 0	1- 0	1- 0				
4- 0	1- 0	1- 0	HOME	1- 0	1- 0	0- 0				
5- 0	3- 0	1- 0	AWAY	0- 0	0- 0	1- 0				
2- 0	2- 0	0- 0	NEUTRAL	0- 0	0- 0	0- 0				
20- 0	2- 0	0- 0	CONFERENCE	5- 0	5- 0	8- 0				
9- 0	1- 0	0- 0	HOME	2- 0	2- 0	4- 0				
9- 0	1- 0	0- 0	AWAY	2- 0	2- 0	4- 0				
2- 0	0- 0	0- 0	NEUTRAL	1- 0	1- 0	0- 0				

RPI	S	Opponent	Score	RPI	S	Opponent	Score	RPI	S	Opponent	Score	RPI	S	Opponent	Score
1	H	Notre Dame	91 81	41	A	Chattanooga	79 31	69	A	Temple	85 60	110	A	Memphis	86 46
3	A	South Carolina	66 54	48	H	Kansas St.	97 57	69	H	Temple	104 49	110	H	Memphis	83 40
7	A	Ohio St.	100 56					73	A	Tulane	96 38	119	H	LSU	86 40
8	N	Maryland	83 73					73	H	Tulane	80 40	147	A	East Carolina	84 41
15	N	Florida St.	73 49					73	N	Tulane	82 35	147	H	East Carolina	92 46
20	A	DePaul	86 70					95	H	Nebraska	88 46	147	N	East Carolina	92 51
21	A	South Fla.	75 59									190	A	Tulsa	94 30
21	H	South Fla.	79 59									190	H	Tulsa	95 35
												193	A	SMU	90 37
												193	H	SMU	88 41
												237	A	Cincinnati	107 45
												237	H	Cincinnati	88 34
												278	H	UCF	106 51
												285	A	Houston	76 37
												299	A	Colgate	94 50
LAST 12 Division I GAMES:															
		73 N Tulane	82 35			237 H Cincinnati	88 34								
		147 N East Carolina	92 51			69 A Temple	85 60								
		21 H South Fla.	79 59			3 A South Carolina	66 54								
		73 H Tulane	80 40			147 H East Carolina	92 46								
		193 H SMU	88 41			73 A Tulane	96 38								
		147 A East Carolina	84 41			110 H Memphis	83 40								

Non-Div I Games:

UConn

■ Loss,
 ■ Non-Conf, S Site,
 ■ Home
 ■ Away
 N Neutral

UMBC				STRENGTH OF SCHEDULE	OPP. STRENGTH OF SCHEDULE	TEAM RPI	ADJ. RPI	CONF. RPI	ADJ CONF. RPI
Average RPI Win:	250	WON-LOST RECORD	WINNING PCT. RANK						
Average RPI Loss:	151		LAST 10 GAMES						
DIV. I ONLY	17- 13	137	5- 5	284	214	185	185	16	16
DIV. I NON-CONF.	9- 4	95	0- 0	290	276	158	158	19	19

TOTALS	RPI 1-25	RPI 26-50	W-L RECORDS	RPI 51-100	RPI 101-150	RPI 150+			
17- 13	0- 0	0- 3	OVERALL	1- 2	0- 1	16- 7			
8- 6	0- 0	0- 2	HOME	1- 1	0- 0	7- 3			
8- 7	0- 0	0- 1	AWAY	0- 1	0- 1	8- 4			
1- 0	0- 0	0- 0	NEUTRAL	0- 0	0- 0	1- 0			
9- 4	0- 0	0- 1	NON-CONFERENCE	1- 0	0- 1	8- 2			
4- 2	0- 0	0- 1	HOME	1- 0	0- 0	3- 1			
4- 2	0- 0	0- 0	AWAY	0- 0	0- 1	4- 1			
1- 0	0- 0	0- 0	NEUTRAL	0- 0	0- 0	1- 0			
8- 9	0- 0	0- 2	CONFERENCE	0- 2	0- 0	8- 5			
4- 4	0- 0	0- 1	HOME	0- 1	0- 0	4- 2			
4- 5	0- 0	0- 1	AWAY	0- 1	0- 0	4- 3			
0- 0	0- 0	0- 0	NEUTRAL	0- 0	0- 0	0- 0			

RPI 1-25			RPI 26-50			RPI 51-100			RPI 101+ Team's RPI: 185		
RPI	S	Opponent	Score	RPI	S	Opponent	Score	RPI	S	Opponent	Score
				36	H	Penn	46 81	63	A	Maine	55 65
				49	A	Albany (NY)	39 63	63	H	Maine	38 72
				49	H	Albany (NY)	42 77	89	H	Bucknell	65 52
LAST 12 Division I GAMES:											
				219	A	Binghamton	41 49	157	A	Stony Brook	69 65
				232	H	New Hampshire	59 67	63	H	Maine	38 72
				219	A	Binghamton	56 70	49	A	Albany (NY)	39 63
				277	A	Vermont	74 60	232	A	New Hampshire	65 55
				217	H	Hartford	58 51	219	H	Binghamton	62 51
				320	H	UMass Lowell	68 52	217	A	Hartford	57 65
								276	H	American	47 46
								277	A	Vermont	74 60
								277	H	Vermont	85 48
								282	H	La Salle	60 29
								284	H	Rider	58 53
								284	N	Rider	67 58
								294	A	Towson	51 61
								320	A	UMass Lowell	68 44
								320	H	UMass Lowell	68 52

Non-Div I Games:

UMBC

■ Loss,
 ■ Non-Conf,
 ■ S Site,
 ■ H Home
 ■ A Away
 N Neutral

Average RPI Win:	287	WON-LOST	WINNING	LAST 10	STRENGTH OF	OPP. STRENGTH	TEAM	ADJ.	CONF.	ADJ CONF.
Average RPI Loss:	199	RECORD	PCT. RANK	GAMES	SCHEDULE	OF SCHEDULE	RPI	RPI	RPI	RPI
DIV. I ONLY	11- 16	227	7- 3	290	328	274	274	32	32	
DIV. I NON-CONF.	1- 10	330	0- 0	77	209	283	283	30	30	
TOTALS	RPI 1-25	RPI 26-50	W-L RECORDS	RPI 51-100	RPI 101-150	RPI 150+				
11- 16	0- 2	0- 0	OVERALL	0- 2	0- 0	11- 12				
6- 8	0- 1	0- 0	HOME	0- 1	0- 0	6- 6				
5- 8	0- 1	0- 0	AWAY	0- 1	0- 0	5- 6				
0- 0	0- 0	0- 0	NEUTRAL	0- 0	0- 0	0- 0				
1- 10	0- 2	0- 0	NON-CONFERENCE	0- 2	0- 0	1- 6				
1- 5	0- 1	0- 0	HOME	0- 1	0- 0	1- 3				
0- 5	0- 1	0- 0	AWAY	0- 1	0- 0	0- 3				
0- 0	0- 0	0- 0	NEUTRAL	0- 0	0- 0	0- 0				
10- 6	0- 0	0- 0	CONFERENCE	0- 0	0- 0	10- 6				
5- 3	0- 0	0- 0	HOME	0- 0	0- 0	5- 3				
5- 3	0- 0	0- 0	AWAY	0- 0	0- 0	5- 3				
0- 0	0- 0	0- 0	NEUTRAL	0- 0	0- 0	0- 0				

RPI 1-25				RPI 26-50				RPI 51-100				RPI 101+ Team's RPI: 274			
RPI	S	Opponent	Score	RPI	S	Opponent	Score	RPI	S	Opponent	Score	RPI	S	Opponent	Score
8	H	Maryland	30 106					71	A	VCU	39 63	154	H	Old Dominion	52 69
18	A	Duquesne	59 95					100	H	Georgetown	60 71	158	A	Northeastern	49 60
												168	A	Xavier	56 61
												185	H	UMBC	52 55
												207	H	Hampton	55 76
												210	H	USC Upstate	78 59
												218	A	N.C. A&T	56 50
												245	H	Bethune-Cookman	76 71
												250	A	Coppin St.	54 61
												256	A	Morgan St.	50 42
												256	H	Morgan St.	69 77
												293	A	Savannah St.	42 60
												297	H	Florida A&M	61 47
												309	A	UNCG	51 71
												312	A	South Carolina St.	63 56
												312	H	South Carolina St.	61 55
												317	H	Mt. St. Mary's	50 57
												322	A	Delaware St.	70 61
												322	H	Delaware St.	54 49
												332	A	Howard	79 57
												332	H	Howard	62 59
												347	H	Norfolk St.	63 74
												348	A	N.C. Central	46 49
LAST 12 Division I GAMES:															
297	H	Florida A&M	61 47	347	H	Norfolk St.	63 74	207	H	Hampton	55 76				
256	A	Morgan St.	50 42	332	H	Howard	62 59	250	A	Coppin St.	54 61				
322	H	Delaware St.	54 49	245	H	Bethune-Cookman	76 71	312	A	South Carolina St.	63 56				
312	H	South Carolina St.	61 55												
332	A	Howard	79 57												
322	A	Delaware St.	70 61												

Non-Div I Games: Cheyney 76 46

UMES

■ Loss,
 ■ Non-Conf,
 ■ S Site,
 ■ H Home
 ■ A Away
 N Neutral

Average RPI Win:	252	WON-LOST	WINNING	LAST 10	STRENGTH OF	OPP. STRENGTH	TEAM	ADJ.	CONF.	ADJ CONF.
Average RPI Loss:	211	RECORD	PCT. RANK	GAMES	SCHEDULE	OF SCHEDULE	RPI	RPI	RPI	RPI
DIV. I ONLY	8- 17	272	4- 6	330	267	302	302	28	28	
DIV. I NON-CONF.	3- 8	258	0- 0	328	238	319	319	25	25	
TOTALS	RPI 1-25	RPI 26-50	W-L RECORDS	RPI 51-100	RPI 101-150	RPI 150+				
8- 17	0- 0	0- 0	OVERALL	0- 0	0- 5	8- 12				
3- 8	0- 0	0- 0	HOME	0- 0	0- 2	3- 6				
5- 9	0- 0	0- 0	AWAY	0- 0	0- 3	5- 6				
0- 0	0- 0	0- 0	NEUTRAL	0- 0	0- 0	0- 0				
3- 8	0- 0	0- 0	NON-CONFERENCE	0- 0	0- 3	3- 5				
1- 3	0- 0	0- 0	HOME	0- 0	0- 1	1- 2				
2- 5	0- 0	0- 0	AWAY	0- 0	0- 2	2- 3				
0- 0	0- 0	0- 0	NEUTRAL	0- 0	0- 0	0- 0				
5- 9	0- 0	0- 0	CONFERENCE	0- 0	0- 2	5- 7				
2- 5	0- 0	0- 0	HOME	0- 0	0- 1	2- 4				
3- 4	0- 0	0- 0	AWAY	0- 0	0- 1	3- 3				
0- 0	0- 0	0- 0	NEUTRAL	0- 0	0- 0	0- 0				

RPI 1-25			RPI 26-50			RPI 51-100			RPI 101+			Team's RPI: 302
RPI	S	Opponent	Score	RPI	S	Opponent	Score	RPI	S	Opponent	Score	
								101	A	Northwestern	38	80
								107	A	New Mexico St.	74	78
								107	H	New Mexico St.	62	68
								145	H	SIUE	58	63
								148	A	Milwaukee	48	70
								191	A	UTRGV	59	57
								191	H	UTRGV	53	62
								211	A	Utah Valley	71	79
								211	H	Utah Valley	44	58
								212	A	CSU Bakersfield	56	40
								212	H	CSU Bakersfield	68	78
								216	A	Kansas	47	44
								225	H	Indiana St.	47	77
								227	A	Grand Canyon	63	57
								227	H	Grand Canyon	59	68
								231	A	Southeast Mo. St.	65	78
								239	A	Omaha	42	57
								256	A	Morgan St.	59	50
								271	A	Seattle	63	69
								271	H	Seattle	64	43
								294	A	Towson	47	70
								300	H	Denver	68	58
								327	H	North Florida	55	62
								343	A	Chicago St.	72	77
								343	H	Chicago St.	67	50
LAST 12 Division I GAMES:												
343	H	Chicago St.	67	50	212	H	CSU Bakersfield	68	78			
107	A	New Mexico St.	74	78	343	A	Chicago St.	72	77			
211	H	Utah Valley	44	58	227	A	Grand Canyon	63	57			
227	H	Grand Canyon	59	68	211	A	Utah Valley	71	79			
191	A	UTRGV	59	57	191	H	UTRGV	53	62			
271	H	Seattle	64	43	107	H	New Mexico St.	62	68			

Non-Div I Games: Stephens College 76 46 Bethany (KS) 64 51

UMKC

Loss, Non-Conf, S Site, H Home A Away N Neutral

Average RPI Win:	298	WON-LOST	WINNING	LAST 10	STRENGTH OF	OPP. STRENGTH	TEAM	ADJ.	CONF.	ADJ CONF.
Average RPI Loss:	174	RECORD	PCT. RANK	GAMES	SCHEDULE	OF SCHEDULE	RPI	RPI	RPI	RPI
DIV. I ONLY	4- 24	327	1- 9	229	222	320	320	16	16	
DIV. I NON-CONF.	3- 9	272	0- 0	273	259	294	294	19	19	
TOTALS	RPI 1-25	RPI 26-50	W-L RECORDS	RPI 51-100	RPI 101-150	RPI 150+				
4- 24	0- 1	0- 3	OVERALL	0- 2	0- 1	4- 17				
2- 10	0- 0	0- 1	HOME	0- 1	0- 0	2- 8				
2- 14	0- 0	0- 0	AWAY	0- 0	0- 0	2- 0				
0- 0	0- 0	0- 0	NEUTRAL	0- 0	0- 0	0- 0				
3- 9	0- 1	0- 1	NON-CONFERENCE	0- 0	0- 1	3- 6				
2- 2	0- 0	0- 0	HOME	0- 0	0- 0	2- 2				
1- 7	0- 1	0- 1	AWAY	0- 0	0- 1	1- 4				
0- 0	0- 0	0- 0	NEUTRAL	0- 0	0- 0	0- 0				
1- 15	0- 0	0- 2	CONFERENCE	0- 2	0- 0	1- 11				
0- 8	0- 0	0- 1	HOME	0- 1	0- 0	0- 6				
1- 7	0- 0	0- 1	AWAY	0- 1	0- 0	1- 5				
0- 0	0- 0	0- 0	NEUTRAL	0- 0	0- 0	0- 0				

RPI 1-25				RPI 26-50				RPI 51-100				RPI 101+ Team's RPI: 320			
RPI	S	Opponent	Score	RPI	S	Opponent	Score	RPI	S	Opponent	Score	RPI	S	Opponent	Score
8	A	Maryland	53 102	28	A	Miami (FL)	53 84	63	A	Maine	44 74	116	A	Boston College	55 66
				49	A	Albany (NY)	57 88	63	H	Maine	46 73	157	A	Stony Brook	46 60
				49	H	Albany (NY)	55 85					157	H	Stony Brook	50 64
												185	A	UMBC	52 68
												185	H	UMBC	44 68
												213	A	Rhode Island	64 72
												217	A	Hartford	59 72
												217	H	Hartford	70 75
												219	A	Binghamton	52 55
												219	H	Binghamton	70 75
												221	A	Massachusetts	58 84
												222	H	Bryant	64 83
												232	A	New Hampshire	61 65
												232	H	New Hampshire	55 63
												249	H	Columbia	57 67
												254	H	Holy Cross	75 67
												275	A	Central Conn. St.	53 64
												277	A	Vermont	68 66
												277	H	Vermont	51 59
												311	A	FIU	68 71
												315	A	Fairleigh Dickinson	78 67
												344	H	Boston U.	70 57
LAST 12 Division I GAMES:															
				49	A	Albany (NY)	57 88	157	A	Stony Brook	46 60				
				219	A	Binghamton	52 55	217	H	Hartford	70 75				
				232	H	New Hampshire	55 63	49	H	Albany (NY)	55 85				
				185	A	UMBC	52 68	219	H	Binghamton	70 75				
				63	H	Maine	46 73	232	A	New Hampshire	61 65				
				277	A	Vermont	68 66	277	H	Vermont	51 59				

Non-Div I Games:

UMass Lowell

■ Loss,
 ■ Non-Conf,
 ■ S Site,
 ■ H Home
 ■ A Away
 N Neutral

Average RPI Win:	258	WON-LOST	WINNING	LAST 10	STRENGTH OF	OPP. STRENGTH	TEAM	ADJ.	CONF.	ADJ CONF.
Average RPI Loss:	206	RECORD	PCT. RANK	GAMES	SCHEDULE	OF SCHEDULE	RPI	RPI	RPI	RPI
DIV. I ONLY	21- 6	36	8- 2	331	306	132	132	26	26	
DIV. I NON-CONF.	5- 2	86	0- 0	343	283	187	187	29	29	
TOTALS	RPI 1-25	RPI 26-50	W-L RECORDS	RPI 51-100	RPI 101-150	RPI 150+				
21- 6	0- 0	0- 0	OVERALL	0- 0	1- 1	20- 5				
11- 2	0- 0	0- 0	HOME	0- 0	1- 0	10- 2				
10- 4	0- 0	0- 0	AWAY	0- 0	0- 0	10- 0				
0- 0	0- 0	0- 0	NEUTRAL	0- 0	0- 0	0- 0				
5- 2	0- 0	0- 0	NON-CONFERENCE	0- 0	0- 0	5- 2				
3- 0	0- 0	0- 0	HOME	0- 0	0- 0	3- 0				
2- 2	0- 0	0- 0	AWAY	0- 0	0- 0	2- 2				
0- 0	0- 0	0- 0	NEUTRAL	0- 0	0- 0	0- 0				
16- 4	0- 0	0- 0	CONFERENCE	0- 0	1- 1	15- 3				
8- 2	0- 0	0- 0	HOME	0- 0	1- 0	7- 2				
8- 2	0- 0	0- 0	AWAY	0- 0	0- 1	8- 1				
0- 0	0- 0	0- 0	NEUTRAL	0- 0	0- 0	0- 0				

[illegible]

Non-Div I Games:	Montreat	89	41	Warren Wilson	108	47
------------------	----------	----	----	---------------	-----	----

UNC Asheville

Loss, Non-Conf, S Site, H Home A Away N Neutral

RPI	S	Opponent	Score
326	H	Winthrop	63 55

UNC Asheville

U
N
C
A
s
h
e
v
i
l
l
e

U
N
C
A
s
h
e
v
i
l
l
e

Average RPI Win:	296	WON-LOST	WINNING	LAST 10	STRENGTH OF	OPP. STRENGTH	TEAM	ADJ.	CONF.	ADJ CONF.
Average RPI Loss:	168	RECORD	PCT. RANK	GAMES	SCHEDULE	OF SCHEDULE	RPI	RPI	RPI	RPI
DIV. I ONLY	6- 21	308	0- 10	223	253	309	309	17	17	
DIV. I NON-CONF.	6- 6	160	0- 0	227	339	195	195	15	15	
TOTALS	RPI 1-25	RPI 26-50	W-L RECORDS	RPI 51-100	RPI 101-150	RPI 150+				
6- 21	0- 1	0- 2	OVERALL	0- 1	0- 6	6- 11				
4- 8	0- 0	0- 1	HOME	0- 0	0- 2	4- 5				
1- 12	0- 1	0- 1	AWAY	0- 1	0- 3	1- 6				
1- 1	0- 0	0- 0	NEUTRAL	0- 0	0- 1	1- 0				
6- 6	0- 1	0- 0	NON-CONFERENCE	0- 1	0- 1	6- 3				
4- 1	0- 0	0- 0	HOME	0- 0	0- 0	4- 1				
1- 5	0- 1	0- 0	AWAY	0- 1	0- 1	1- 2				
1- 0	0- 0	0- 0	NEUTRAL	0- 0	0- 0	1- 0				
0- 15	0- 0	0- 2	CONFERENCE	0- 0	0- 5	0- 8				
0- 7	0- 0	0- 1	HOME	0- 0	0- 2	0- 4				
0- 7	0- 0	0- 1	AWAY	0- 0	0- 2	0- 4				
0- 1	0- 0	0- 0	NEUTRAL	0- 0	0- 1	0- 0				

RPI 1-25				RPI 26-50				RPI 51-100				RPI 101+ Team's RPI: 309			
RPI	S	Opponent	Score	RPI	S	Opponent	Score	RPI	S	Opponent	Score	RPI	S	Opponent	Score
3	A	South Carolina	44 92	41	A	Chattanooga	61 72	73	A	Tulane	53 74	112	A	Samford	49 80
				41	H	Chattanooga	53 74					112	H	Samford	52 57
												113	A	Mercer	47 81
												113	H	Mercer	78 86
												113	N	Mercer	53 75
												132	A	UNC Asheville	52 95
												166	A	ETSU	73 89
												166	H	ETSU	77 80
												206	A	Gardner-Webb	57 59
												210	A	USC Upstate	61 84
												215	A	Furman	71 85
												215	H	Furman	59 75
												253	H	High Point	82 72
												261	N	Cleveland St.	55 51
												274	H	UMES	71 51
												280	H	Tennessee Tech	64 73
												301	A	Western Caro.	72 84
												301	H	Western Caro.	80 84
												305	A	Wofford	64 104
												305	H	Wofford	56 58
												308	H	Longwood	81 60
												331	A	New Orleans	81 79
												348	H	N.C. Central	103 56
LAST 12 Division I GAMES:															
				113	N	Mercer	53 75	113	A	Mercer	47 81				
				301	H	Western Caro.	80 84	112	A	Samford	49 80				
				305	A	Wofford	64 104	301	A	Western Caro.	72 84				
				215	A	Furman	71 85	215	H	Furman	59 75				
				166	H	ETSU	77 80	305	H	Wofford	56 58				
				41	H	Chattanooga	53 74	41	A	Chattanooga	61 72				

Non-Div I Games: Barton 82 55 Pfeiffer 71 52 Francis Marion 63 66

UNCG

Loss, Non-Conf, S Site, H Home A Away N Neutral

Average RPI Win:	270	WON-LOST	WINNING	LAST 10	STRENGTH OF	OPP. STRENGTH	TEAM	ADJ.	CONF.	ADJ CONF.
Average RPI Loss:	119	RECORD	PCT. RANK	GAMES	SCHEDULE	OF SCHEDULE	RPI	RPI	RPI	RPI
DIV. I ONLY	6- 22	310	1- 9	115	150	270	270	12	12	
DIV. I NON-CONF.	3- 7	248	0- 0	130	234	221	221	10	10	
TOTALS	RPI 1-25	RPI 26-50	W-L RECORDS	RPI 51-100	RPI 101-150	RPI 150+				
6- 22	0- 0	0- 5	OVERALL	0- 7	0- 0	6- 10				
3- 11	0- 0	0- 3	HOME	0- 3	0- 0	3- 5				
3- 11	0- 0	0- 2	AWAY	0- 4	0- 0	3- 5				
0- 0	0- 0	0- 0	NEUTRAL	0- 0	0- 0	0- 0				
3- 7	0- 0	0- 3	NON-CONFERENCE	0- 1	0- 0	3- 3				
1- 4	0- 0	0- 2	HOME	0- 0	0- 0	1- 2				
2- 3	0- 0	0- 1	AWAY	0- 1	0- 0	2- 1				
0- 0	0- 0	0- 0	NEUTRAL	0- 0	0- 0	0- 0				
3- 15	0- 0	0- 2	CONFERENCE	0- 6	0- 0	3- 7				
2- 7	0- 0	0- 1	HOME	0- 3	0- 0	2- 3				
1- 8	0- 0	0- 1	AWAY	0- 3	0- 0	1- 4				
0- 0	0- 0	0- 0	NEUTRAL	0- 0	0- 0	0- 0				

RPI S	Opponent	Score	RPI S	Opponent	Score	RPI S	Opponent	Score	RPI S	Opponent	Score	Team's RPI: 270
35	A James Madison	40 60	35	H James Madison	41 77	65	A Hofstra	38 62	152	H Jacksonville	51 49	
41	H Chattanooga	33 61	41	H Chattanooga	33 61	71	A VCU	45 58	158	A Northeastern	52 69	
42	H Ohio	59 75	42	H Ohio	59 75	79	A Drexel	60 66	158	H Northeastern	66 72	
47	A Duke	56 78	47	A Duke	56 78	79	H Drexel	57 71	163	A Delaware	59 67	
						88	A Elon	53 70	163	H Delaware	44 56	
						88	H Elon	60 67	189	H Davidson	50 77	
									194	H Stetson	49 52	
									196	A Richmond	53 63	
									203	A William & Mary	65 77	
									203	H William & Mary	59 44	
									226	A Col. of Charleston	24 68	
									226	H Col. of Charleston	53 64	
									294	A Towson	52 49	
									294	H Towson	53 51	
									327	A North Florida	63 47	
									347	A Norfolk St.	61 57	
LAST 12 Division I GAMES:												
226	A Col. of Charleston	24 68	158	H Northeastern	66 72							
163	H Delaware	44 56	203	H William & Mary	59 44							
35	H James Madison	41 77	79	H Drexel	57 71							
158	A Northeastern	52 69	35	A James Madison	40 60							
65	A Hofstra	38 62	294	H Towson	53 51							
79	A Drexel	60 66	88	A Elon	53 70							

Non-Div I Games: UNC Pembroke 68 43

UNCW

■ Loss,
 ■ Non-Conf,
 ■ S Site,
 ■ H Home
 ■ A Away
 N Neutral

Average RPI Win:	209	WON-LOST	WINNING	LAST 10	STRENGTH OF	OPP. STRENGTH	TEAM	ADJ.	CONF.	ADJ CONF.
Average RPI Loss:	99	RECORD	PCT. RANK	GAMES	SCHEDULE	OF SCHEDULE	RPI	RPI	RPI	RPI
DIV. I ONLY	19- 9	74	9- 1	143	166	96	96	21	21	
DIV. I NON-CONF.	4- 6	201	0- 0	24	23	127	127	17	17	
TOTALS	RPI 1-25	RPI 26-50	W-L RECORDS	RPI 51-100	RPI 101-150	RPI 150+				
19- 9	0- 0	0- 1	OVERALL	5- 4	2- 3	12- 1				
9- 4	0- 0	0- 0	HOME	2- 2	0- 2	7- 0				
8- 4	0- 0	0- 0	AWAY	2- 2	1- 1	5- 1				
2- 1	0- 0	0- 1	NEUTRAL	1- 0	1- 0	0- 0				
4- 6	0- 0	0- 1	NON-CONFERENCE	2- 3	1- 2	1- 0				
2- 2	0- 0	0- 0	HOME	1- 1	0- 1	1- 0				
0- 3	0- 0	0- 0	AWAY	0- 2	0- 1	0- 0				
2- 1	0- 0	0- 1	NEUTRAL	1- 0	1- 0	0- 0				
15- 3	0- 0	0- 0	CONFERENCE	3- 1	1- 1	11- 1				
7- 2	0- 0	0- 0	HOME	1- 1	0- 1	6- 0				
8- 1	0- 0	0- 0	AWAY	2- 0	1- 0	5- 1				
0- 0	0- 0	0- 0	NEUTRAL	0- 0	0- 0	0- 0				

RPI S	Opponent	Score	RPI S	Opponent	Score	RPI S	Opponent	Score	RPI S	Opponent	Score
34 N	Seton Hall	49 57	58 H	Iowa	65 80	121 A	Creighton	61 69			
			60 A	South Dakota St.	86 89	122 N	Akron	59 51			
			62 H	South Dakota	64 43	127 H	Iowa St.	75 84			
			72 N	Georgia Tech	61 58	136 A	Southern Ill.	73 64			
			91 A	Missouri St.	65 60	136 H	Southern Ill.	60 65			
			91 H	Missouri St.	75 78	174 A	Loyola Chicago	60 64			
			94 A	North Dakota	59 64	174 H	Loyola Chicago	63 52			
			98 A	Drake	79 73	190 H	Tulsa	75 59			
			98 H	Drake	85 74	225 A	Indiana St.	61 45			
						225 H	Indiana St.	53 42			
						291 A	Wichita St.	55 44			
						291 H	Wichita St.	69 48			
						303 A	Bradley	55 47			
						303 H	Bradley	65 41			
						314 A	Illinois St.	61 35			
						314 H	Illinois St.	65 51			
						330 A	Evansville	61 48			
						330 H	Evansville	62 51			
LAST 12 Division I GAMES:											
330 A	Evansville	61 48	225 A	Indiana St.	61 45						
136 A	Southern Ill.	73 64	291 H	Wichita St.	69 48						
174 H	Loyola Chicago	63 52	91 H	Missouri St.	75 78						
303 H	Bradley	65 41	303 A	Bradley	55 47						
98 H	Drake	85 74	174 A	Loyola Chicago	60 64						
314 A	Illinois St.	61 35	98 A	Drake	79 73						

Non-Div I Games: Rockhurst 58 39

UNI

Loss, Non-Conf, S Site, H Home A Away N Neutral

Average RPI Win:	267	WON-LOST	WINNING	LAST 10	STRENGTH OF	OPP. STRENGTH	TEAM	ADJ.	CONF.	ADJ CONF.
Average RPI Loss:	132	RECORD	PCT. RANK	GAMES	SCHEDULE	OF SCHEDULE	RPI	RPI	RPI	RPI
DIV. I ONLY	15- 13	153	5- 5	272	219	202	202	20	20	
DIV. I NON-CONF.	6- 4	125	0- 0	279	221	186	186	20	20	
TOTALS	RPI 1-25	RPI 26-50	W-L RECORDS	RPI 51-100	RPI 101-150	RPI 150+				
15- 13	0- 0	0- 3	OVERALL	0- 2	1- 4	14- 4				
11- 3	0- 0	0- 1	HOME	0- 1	1- 1	10- 0				
4- 9	0- 0	0- 1	AWAY	0- 1	0- 3	4- 4				
0- 1	0- 0	0- 1	NEUTRAL	0- 0	0- 0	0- 0				
6- 4	0- 0	0- 1	NON-CONFERENCE	0- 2	0- 1	6- 0				
4- 1	0- 0	0- 0	HOME	0- 1	0- 0	4- 0				
2- 2	0- 0	0- 0	AWAY	0- 1	0- 1	2- 0				
0- 1	0- 0	0- 1	NEUTRAL	0- 0	0- 0	0- 0				
9- 9	0- 0	0- 2	CONFERENCE	0- 0	1- 3	8- 4				
7- 2	0- 0	0- 1	HOME	0- 0	1- 1	6- 0				
2- 7	0- 0	0- 1	AWAY	0- 0	0- 2	2- 4				
0- 0	0- 0	0- 0	NEUTRAL	0- 0	0- 0	0- 0				

RPI S	Opponent	Score	RPI S	Opponent	Score	RPI S	Opponent	Score	RPI S	Opponent	Score	Team's RPI: 202
31	N UTEP	52 60	55	A Southern California	42 73	117	A Fresno St.	54 58				
44	A Colorado St.	52 83	98	H Drake	68 76	117	H Fresno St.	52 57				
44	H Colorado St.	56 64				129	A Long Beach St.	63 67				
						149	A Boise St.	56 75				
						149	H Boise St.	78 68				
						169	H George Mason	67 59				
						176	A New Mexico	53 67				
						176	H New Mexico	57 48				
						192	A San Jose St.	61 69				
						224	H Utah St.	46 38				
						244	A Wyoming	57 80				
						244	H Wyoming	66 37				
						255	A San Diego St.	55 41				
						255	H San Diego St.	62 51				
						266	H Pepperdine	83 63				
						285	A Houston	63 60				
						313	A A&M-Corpus Christi	65 51				
						321	A Nevada	65 71				
						321	H Nevada	65 59				
						335	H Southern Utah	79 44				
						336	H UC Irvine	72 52				
						341	A Air Force	60 56				
						341	H Air Force	62 51				
LAST 12 Division I GAMES:												
255	H San Diego St.	62 51	192	A San Jose St.	61 69							
244	A Wyoming	57 80	117	H Fresno St.	52 57							
149	H Boise St.	78 68	176	H New Mexico	57 48							
321	A Nevada	65 71	255	A San Diego St.	55 41							
341	H Air Force	62 51	149	A Boise St.	56 75							
44	A Colorado St.	52 83	321	H Nevada	65 59							

Non-Div I Games: Cal St. San Marcos 62 43

UNLV

■ Loss,
 ■ Non-Conf,
 ■ S Site,
 ■ Home
 ■ A Away
 N Neutral

Average RPI Win:	307	WON-LOST	WINNING	LAST 10	STRENGTH OF	OPP. STRENGTH	TEAM	ADJ.	CONF.	ADJ CONF.
Average RPI Loss:	136	RECORD	PCT. RANK	GAMES	SCHEDULE	OF SCHEDULE	RPI	RPI	RPI	RPI
DIV. I ONLY	17- 10	95	8- 2	345	292	210	210	29	29	
DIV. I NON-CONF.	6- 6	160	0- 0	339	290	251	251	28	28	
TOTALS	RPI 1-25	RPI 26-50	W-L RECORDS	RPI 51-100	RPI 101-150	RPI 150+				
17- 10	0- 0	0- 0	OVERALL	0- 4	0- 1	17- 5				
9- 3	0- 0	0- 0	HOME	0- 1	0- 0	9- 2				
8- 7	0- 0	0- 0	AWAY	0- 3	0- 1	8- 3				
0- 0	0- 0	0- 0	NEUTRAL	0- 0	0- 0	0- 0				
6- 6	0- 0	0- 0	NON-CONFERENCE	0- 2	0- 1	6- 3				
3- 1	0- 0	0- 0	HOME	0- 0	0- 0	3- 1				
3- 5	0- 0	0- 0	AWAY	0- 2	0- 1	3- 2				
0- 0	0- 0	0- 0	NEUTRAL	0- 0	0- 0	0- 0				
11- 4	0- 0	0- 0	CONFERENCE	0- 2	0- 0	11- 2				
6- 2	0- 0	0- 0	HOME	0- 1	0- 0	6- 1				
5- 2	0- 0	0- 0	AWAY	0- 1	0- 0	5- 1				
0- 0	0- 0	0- 0	NEUTRAL	0- 0	0- 0	0- 0				

RPI 1-25				RPI 26-50				RPI 51-100				RPI 101+				Team's RPI: 210	
RPI	S	Opponent	Score	RPI	S	Opponent	Score	RPI	S	Opponent	Score	RPI	S	Opponent	Score		
								68	A	FGCU	43	54	132	A	UNC Asheville	59	68
								68	H	FGCU	44	56	152	A	Jacksonville	69	75
								72	A	Georgia Tech	46	87	152	H	Jacksonville	43	49
								75	A	Michigan	61	119	153	A	North Carolina	40	80
													194	A	Stetson	61	56
													194	H	Stetson	73	58
													215	H	Furman	63	75
													274	A	UMES	59	78
													288	A	Kennesaw St.	61	53
													288	H	Kennesaw St.	66	57
													301	H	Western Caro.	68	59
													306	A	Morehead St.	86	72
													309	H	UNCG	84	61
													316	A	IPFW	84	81
													327	A	North Florida	75	61
													327	H	North Florida	69	54
													327	H	North Florida	76	50
													333	A	Lipscomb	81	54
													333	H	Lipscomb	93	71
													342	A	NJIT	58	41
													342	H	NJIT	67	47
													347	A	Norfolk St.	82	62
													348	H	N.C. Central	68	46
LAST 12 Division I GAMES:																	
				327	H	North Florida	76 50					288	A	Kennesaw St.	61 53		
				342	H	NJIT	67 47					333	H	Lipscomb	93 71		
				152	A	Jacksonville	69 75					288	H	Kennesaw St.	66 57		
				327	A	North Florida	75 61					333	A	Lipscomb	81 54		
				68	H	FGCU	44 56					327	H	North Florida	69 54		
				194	H	Stetson	73 58					152	H	Jacksonville	43 49		

Non-Div I Games: Southern Wesleyan 84 51 Mars Hill 81 65 Bob Jones 96 46

USC Upstate

Loss, Non-Conf, S Site, H Home A Away N Neutral

Average RPI Win:	245	WON-LOST	WINNING	LAST 10	STRENGTH OF	OPP. STRENGTH	TEAM	ADJ.	CONF.	ADJ CONF.
Average RPI Loss:	104	RECORD	PCT. RANK	GAMES	SCHEDULE	OF SCHEDULE	RPI	RPI	RPI	RPI
DIV. I ONLY	14- 15	175	6- 4	101	190	146	146	15	15	
DIV. I NON-CONF.	4- 5	193	0- 0	12	113	88	88	14	14	
TOTALS	RPI 1-25	RPI 26-50	W-L RECORDS	RPI 51-100	RPI 101-150	RPI 150+				
14- 15	0- 1	0- 5	OVERALL	0- 0	0- 7	14- 2				
6- 8	0- 0	0- 3	HOME	0- 0	0- 4	6- 1				
8- 7	0- 1	0- 2	AWAY	0- 0	0- 3	8- 1				
0- 0	0- 0	0- 0	NEUTRAL	0- 0	0- 0	0- 0				
4- 5	0- 1	0- 3	NON-CONFERENCE	0- 0	0- 1	4- 0				
1- 3	0- 0	0- 2	HOME	0- 0	0- 1	1- 0				
3- 2	0- 1	0- 1	AWAY	0- 0	0- 0	3- 0				
0- 0	0- 0	0- 0	NEUTRAL	0- 0	0- 0	0- 0				
10- 10	0- 0	0- 2	CONFERENCE	0- 0	0- 6	10- 2				
5- 5	0- 0	0- 1	HOME	0- 0	0- 3	5- 1				
5- 5	0- 0	0- 1	AWAY	0- 0	0- 3	5- 1				
0- 0	0- 0	0- 0	NEUTRAL	0- 0	0- 0	0- 0				

RPI 1-25				RPI 26-50				RPI 51-100				RPI 101+ Team's RPI: 146			
RPI	S	Opponent	Score	RPI	S	Opponent	Score	RPI	S	Opponent	Score	RPI	S	Opponent	Score
2	A	Baylor	20 62	34	H	Seton Hall	54 61					103	A	Little Rock	43 49
				37	H	Western Ky.	64 73					103	H	Little Rock	55 59
				40	A	Arkansas St.	44 66					133	A	La.-Lafayette	52 63
				40	H	Arkansas St.	71 78					133	H	La.-Lafayette	42 59
				48	A	Kansas St.	41 61					142	A	Troy	71 88
												142	H	Troy	70 80
												144	H	McNeese St.	57 63
												152	H	Jacksonville	56 54
												184	A	South Ala.	55 59
												184	H	South Ala.	53 49
												198	A	SFA	67 63
												242	A	Texas St.	80 48
												242	H	Texas St.	78 69
												246	A	UTSA	51 47
												248	A	Houston Baptist	64 40
												262	A	Appalachian St.	76 45
												262	H	Appalachian St.	65 58
												272	A	La.-Monroe	60 50
												272	H	La.-Monroe	40 32
												273	A	Georgia St.	74 45
												273	H	Georgia St.	63 68
												290	A	Ga. Southern	53 41
												290	H	Ga. Southern	70 31
LAST 12 Division I GAMES:															
				142	H	Troy	70 80					133	H	La.-Lafayette	42 59
				184	H	South Ala.	53 49					262	H	Appalachian St.	65 58
				242	H	Texas St.	78 69					242	A	Texas St.	80 48
				40	A	Arkansas St.	44 66					273	A	Georgia St.	74 45
				103	A	Little Rock	43 49					290	A	Ga. Southern	53 41
				272	H	La.-Monroe	40 32					133	A	La.-Lafayette	52 63

Non-Div I Games: Missouri Valley 96 30

UT Arlington

■ Loss,
 ■ Non-Conf, S Site,
 ■ Home
 ■ Away
 N Neutral

Average RPI Win:	228	WON-LOST	WINNING	LAST 10	STRENGTH OF	OPP. STRENGTH	TEAM	ADJ.	CONF.	ADJ CONF.
Average RPI Loss:	124	RECORD	PCT. RANK	GAMES	SCHEDULE	OF SCHEDULE	RPI	RPI	RPI	RPI
DIV. I ONLY	21- 9	64	8- 2	260	179	104	104	24	24	
DIV. I NON-CONF.	7- 6	156	0- 0	117	42	104	104	24	24	
TOTALS	RPI 1-25	RPI 26-50	W-L RECORDS	RPI 51-100	RPI 101-150	RPI 150+				
21- 9	0- 1	0- 2	OVERALL	2- 2	4- 0	15- 4				
11- 1	0- 0	0- 1	HOME	1- 0	2- 0	8- 0				
9- 7	0- 1	0- 1	AWAY	0- 2	2- 0	7- 3				
1- 1	0- 0	0- 0	NEUTRAL	1- 0	0- 0	0- 1				
7- 6	0- 1	0- 2	NON-CONFERENCE	1- 2	2- 0	4- 1				
3- 1	0- 0	0- 1	HOME	0- 0	1- 0	2- 0				
3- 5	0- 1	0- 1	AWAY	0- 2	1- 0	2- 1				
1- 0	0- 0	0- 0	NEUTRAL	1- 0	0- 0	0- 0				
14- 3	0- 0	0- 0	CONFERENCE	1- 0	2- 0	11- 3				
8- 0	0- 0	0- 0	HOME	1- 0	1- 0	6- 0				
6- 2	0- 0	0- 0	AWAY	0- 0	1- 0	5- 2				
0- 1	0- 0	0- 0	NEUTRAL	0- 0	0- 0	0- 1				

RPI S	Opponent	Score	RPI S	Opponent	Score	RPI S	Opponent	Score	RPI S	Opponent	Score	Team's RPI: 104
14	A Louisville	66 88	40	H Arkansas St.	74 76	58	A Iowa	56 62	112	H Samford	52 50	
			41	A Chattanooga	46 61	74	A Vanderbilt	61 64	136	A Southern Ill.	70 63	
						78	H Belmont	81 79	145	A SIUE	85 79	
						94	N North Dakota	84 58	145	H SIUE	86 50	
									160	H Alabama	83 65	
									178	A Eastern Ky.	61 70	
									180	A Illinois	74 94	
									231	A Southeast Mo. St.	84 74	
									231	H Southeast Mo. St.	95 65	
									237	A Cincinnati	63 57	
									258	H Tennessee St.	77 50	
									264	A Murray St.	70 49	
									264	H Murray St.	92 62	
									264	N Murray St.	76 78	
									269	A Austin Peay	70 80	
									269	H Austin Peay	75 51	
									280	H Tennessee Tech	67 53	
									281	H Miami (OH)	74 47	
									296	A Jacksonville St.	63 53	
									306	A Morehead St.	85 67	
									330	A Evansville	75 48	
									340	A Eastern Ill.	65 39	
									340	H Eastern Ill.	91 52	
LAST 12 Division I GAMES:												
264	N	Murray St.	76	78	231	H	Southeast Mo. St.	95	65			
264	A	Murray St.	70	49	145	A	SIUE	85	79			
340	H	Eastern Ill.	91	52	269	H	Austin Peay	75	51			
145	H	SIUE	86	50	264	H	Murray St.	92	62			
78	H	Belmont	81	79	258	H	Tennessee St.	77	50			
269	A	Austin Peay	70	80	231	A	Southeast Mo. St.	84	74			

Non-Div I Games:





UT Martin

Average RPI Win: 183	WON-LOST	WINNING	LAST 10	STRENGTH OF	OPP. STRENGTH	TEAM	ADJ.	CONF.	ADJ CONF.
Average RPI Loss: 170	RECORD	PCT. RANK	GAMES	SCHEDULE	OF SCHEDULE	RPI	RPI	RPI	RPI
DIV. I ONLY	24- 3	9	8- 2	148	165	31	31	13	13
DIV. I NON-CONF.	8- 1	23	0- 0	56	336	15	15	11	11
TOTALS	RPI 1-25	RPI 26-50	W-L RECORDS	RPI 51-100	RPI 101-150	RPI 150+			
24- 3	0- 0	1- 0	OVERALL	3- 0	1- 2	19- 1			
15- 0	0- 0	0- 0	HOME	3- 0	0- 0	12- 0			
8- 3	0- 0	1- 0	AWAY	0- 0	1- 2	6- 1			
1- 0	0- 0	0- 0	NEUTRAL	0- 0	0- 0	1- 0			
8- 1	0- 0	0- 0	NON-CONFERENCE	1- 0	1- 1	6- 0			
6- 0	0- 0	0- 0	HOME	1- 0	0- 0	5- 0			
1- 1	0- 0	0- 0	AWAY	0- 0	1- 1	0- 0			
1- 0	0- 0	0- 0	NEUTRAL	0- 0	0- 0	1- 0			
16- 2	0- 0	1- 0	CONFERENCE	2- 0	0- 1	13- 1			
9- 0	0- 0	0- 0	HOME	2- 0	0- 0	7- 0			
7- 2	0- 0	1- 0	AWAY	0- 0	0- 1	6- 1			
0- 0	0- 0	0- 0	NEUTRAL	0- 0	0- 0	0- 0			

RPI 1-25				Team's RPI: 31		RPI 51-100				RPI 101+					
RPI	S	Opponent	Score	RPI	S	Opponent	Score	RPI	S	Opponent	Score	RPI	S	Opponent	Score
				37	A	Western Ky.	85 78	59	H	UC Riverside	68 57	107	A	New Mexico St.	71 65
								67	H	Middle Tenn.	84 73	129	A	Long Beach St.	40 47
								77	H	Charlotte	94 91	134	A	Marshall	64 79
												154	H	Old Dominion	70 64
												164	A	Fla. Atlantic	78 66
												164	H	Fla. Atlantic	75 47
												165	H	UAB	62 54
												171	A	Southern Miss.	57 54
												171	H	Southern Miss.	72 64
												176	H	New Mexico	70 62
												183	A	Louisiana Tech	72 65
												183	H	Louisiana Tech	86 80
												201	H	Idaho St.	67 54
												202	N	UNLV	60 52
												207	H	Hampton	78 54
												233	A	Rice	60 54
												240	A	North Texas	75 67
												246	A	UTSA	64 69
												246	H	UTSA	62 55
												248	H	Houston Baptist	98 63
												310	H	Northern Ariz.	77 66
												311	A	FIU	69 57
												311	H	FIU	70 52
LAST 12 Division I GAMES:															
				246	A	UTSA	64 69					311	H	FIU	70 52
				77	H	Charlotte	94 91					37	A	Western Ky.	85 78
				154	H	Old Dominion	70 64					134	A	Marshall	64 79
				183	A	Louisiana Tech	72 65					183	H	Louisiana Tech	86 80
				171	A	Southern Miss.	57 54					171	H	Southern Miss.	72 64
				164	H	Fla. Atlantic	75 47					311	A	FIU	69 57

Non-Div I Games: Tex. Permian Basin 86 32

UTEP

 Loss,  Non-Conf, S Site,  Home  Away N Neutral

Average RPI Win: 260	WON-LOST	WINNING	LAST 10	STRENGTH OF	OPP. STRENGTH	TEAM	ADJ.	CONF.	ADJ CONF.
Average RPI Loss: 154	RECORD	PCT. RANK	GAMES	SCHEDULE	OF SCHEDULE	RPI	RPI	RPI	RPI
DIV. I ONLY	14- 12	151	5- 5	309	208	191	191	28	28
DIV. I NON-CONF.	5- 7	198	0- 0	284	86	191	191	25	25
TOTALS	RPI 1-25	RPI 26-50	W-L RECORDS	RPI 51-100	RPI 101-150	RPI 150+			
14- 12	0- 1	0- 2	OVERALL	0- 1	1- 3	13- 5			
5- 3	0- 0	0- 0	HOME	0- 0	0- 1	5- 2			
8- 8	0- 1	0- 2	AWAY	0- 1	1- 1	7- 3			
1- 1	0- 0	0- 0	NEUTRAL	0- 0	0- 1	1- 0			
5- 7	0- 1	0- 2	NON-CONFERENCE	0- 1	0- 2	5- 1			
1- 0	0- 0	0- 0	HOME	0- 0	0- 0	1- 0			
3- 6	0- 1	0- 2	AWAY	0- 1	0- 1	3- 1			
1- 1	0- 0	0- 0	NEUTRAL	0- 0	0- 1	1- 0			
9- 5	0- 0	0- 0	CONFERENCE	0- 0	1- 1	8- 4			
4- 3	0- 0	0- 0	HOME	0- 0	0- 1	4- 2			
5- 2	0- 0	0- 0	AWAY	0- 0	1- 0	4- 2			
0- 0	0- 0	0- 0	NEUTRAL	0- 0	0- 0	0- 0			

RPI 1-25				RPI 26-50				RPI 51-100				RPI 101+ Team's RPI: 191			
RPI	S	Opponent	Score	RPI	S	Opponent	Score	RPI	S	Opponent	Score	RPI	S	Opponent	Score
13	A	Syracuse	32 91	30	A	Oklahoma St.	54 78	83	A	Eastern Mich.	56 78	106	A	TCU	67 71
				48	A	Kansas St.	43 61					107	A	New Mexico St.	66 55
												107	H	New Mexico St.	57 68
												147	N	East Carolina	59 70
												187	N	Cal Poly	66 58
												211	A	Utah Valley	57 71
												211	H	Utah Valley	61 48
												212	A	CSU Bakersfield	66 80
												212	H	CSU Bakersfield	60 46
												227	A	Grand Canyon	68 66
												227	H	Grand Canyon	52 28
												267	A	UC Santa Barbara	62 60
												271	A	Seattle	76 71
												271	H	Seattle	71 74
												285	A	Houston	55 45
												302	A	UMKC	62 53
												302	H	UMKC	57 59
												313	A	A&M-Corpus Christi	46 49
												329	A	Incarnate Word	68 50
												329	H	Incarnate Word	60 47
												343	A	Chicago St.	64 56
												343	H	Chicago St.	78 56
LAST 12 Division I GAMES:															
107	A	New Mexico St.	66 55	211	A	Utah Valley	57 71								
343	H	Chicago St.	78 56	107	H	New Mexico St.	57 68								
212	A	CSU Bakersfield	66 80	271	H	Seattle	71 74								
271	A	Seattle	76 71	212	H	CSU Bakersfield	60 46								
302	H	UMKC	57 59	302	A	UMKC	62 53								
227	A	Grand Canyon	68 66	343	A	Chicago St.	64 56								

Non-Div I Games: Concordia (TX) 90 44 Evangel 75 60 Texas Lutheran 90 38

UTRGV

Loss, Non-Conf, S Site, H Home A Away N Neutral

U
T
S
A

U
T
S
A

UTSA

Page 335

Average RPI Win:	149	WON-LOST	WINNING	LAST 10	STRENGTH OF	OPP. STRENGTH	TEAM	ADJ.	CONF.	ADJ CONF.
Average RPI Loss:	40	RECORD	PCT. RANK	GAMES	SCHEDULE	OF SCHEDULE	RPI	RPI	RPI	RPI
DIV. I ONLY	16- 14	154	4- 6	46	18	87	87	1	1	
DIV. I NON-CONF.	8- 3	77	0- 0	103	127	84	84	1	1	
TOTALS	RPI 1-25	RPI 26-50	W-L RECORDS	RPI 51-100	RPI 101-150	RPI 150+				
16- 14	0- 7	1- 2	OVERALL	5- 4	3- 1	7- 0				
11- 5	0- 3	1- 0	HOME	3- 2	2- 0	5- 0				
5- 6	0- 4	0- 1	AWAY	2- 1	1- 0	2- 0				
0- 3	0- 0	0- 1	NEUTRAL	0- 1	0- 1	0- 0				
8- 3	0- 1	0- 1	NON-CONFERENCE	1- 0	2- 1	5- 0				
7- 0	0- 0	0- 0	HOME	1- 0	2- 0	4- 0				
1- 1	0- 1	0- 0	AWAY	0- 0	0- 0	1- 0				
0- 2	0- 0	0- 1	NEUTRAL	0- 0	0- 1	0- 0				
8- 11	0- 6	1- 1	CONFERENCE	4- 4	1- 0	2- 0				
4- 5	0- 3	1- 0	HOME	2- 2	0- 0	1- 0				
4- 5	0- 3	0- 1	AWAY	2- 1	1- 0	1- 0				
0- 1	0- 0	0- 0	NEUTRAL	0- 1	0- 0	0- 0				

RPI S Opponent Score	RPI S Opponent Score	RPI S Opponent Score	Team's RPI: 87	RPI S Opponent Score
5 A Oregon St. 53 72	29 N Oklahoma 55 70	55 H Southern California 59 70	116 N Boston College 51 76	
5 H Oregon St. 53 62	33 A Washington 60 73	62 H South Dakota 66 59	117 H Fresno St. 78 63	
9 A Stanford 52 72	33 H Washington 88 83	85 A Oregon 58 69	121 H Creighton 74 58	
9 H Stanford 54 72		85 H Oregon 65 77	123 A Arizona 60 55	
10 H UCLA 63 69		86 A California 84 79	169 H George Mason 74 62	
11 A Arizona St. 60 80		86 H California 72 66	188 H UC Davis 88 58	
16 A BYU 59 73		86 N California 63 66	200 A Colorado 76 68	
		93 A Washington St. 75 69	200 H Colorado 71 55	
		93 H Washington St. 73 71	224 A Utah St. 64 61	
			287 H Lamar 71 67	
			298 H CSUN 97 56	
LAST 12 Division I GAMES:				
86 N California 63 66	85 A Oregon 58 69			
93 A Washington St. 75 69	200 A Colorado 76 68			
33 A Washington 60 73	200 H Colorado 71 55			
9 H Stanford 54 72	10 H UCLA 63 69			
86 H California 72 66	55 H Southern California 59 70			
5 A Oregon St. 53 72	85 H Oregon 65 77			

Non-Div I Games:

Utah

■ Loss,
 ■ Non-Conf,
 ■ S Site,
 ■ Home
 ■ A Away
 N Neutral

Average RPI Win:	263	WON-LOST	WINNING	LAST 10	STRENGTH OF	OPP. STRENGTH	TEAM	ADJ.	CONF.	ADJ CONF.
Average RPI Loss:	137	RECORD	PCT. RANK	GAMES	SCHEDULE	OF SCHEDULE	RPI	RPI	RPI	RPI
DIV. I ONLY	11- 16	227	4- 6	201	201	224	224	20	20	
DIV. I NON-CONF.	3- 6	234	0- 0	158	150	211	211	20	20	
TOTALS	RPI 1-25	RPI 26-50	W-L RECORDS	RPI 51-100	RPI 101-150	RPI 150+				
11- 16	0- 1	0- 2	OVERALL	0- 1	0- 4	11- 8				
6- 6	0- 0	0- 1	HOME	0- 1	0- 2	6- 2				
4- 10	0- 1	0- 1	AWAY	0- 0	0- 2	4- 6				
1- 0	0- 0	0- 0	NEUTRAL	0- 0	0- 0	1- 0				
3- 6	0- 1	0- 0	NON-CONFERENCE	0- 1	0- 0	3- 4				
1- 2	0- 0	0- 0	HOME	0- 1	0- 0	1- 1				
1- 4	0- 1	0- 0	AWAY	0- 0	0- 0	1- 3				
1- 0	0- 0	0- 0	NEUTRAL	0- 0	0- 0	1- 0				
8- 10	0- 0	0- 2	CONFERENCE	0- 0	0- 4	8- 4				
5- 4	0- 0	0- 1	HOME	0- 0	0- 2	5- 1				
3- 6	0- 0	0- 1	AWAY	0- 0	0- 2	3- 3				
0- 0	0- 0	0- 0	NEUTRAL	0- 0	0- 0	0- 0				

RPI 1-25				RPI 26-50				RPI 51-100				RPI 101+ Team's RPI: 224			
RPI	S	Opponent	Score	RPI	S	Opponent	Score	RPI	S	Opponent	Score	RPI	S	Opponent	Score
16	A	BYU	69 81	44	A	Colorado St.	64 91	87	H	Utah	61 64	117	A	Fresno St.	62 66
				44	H	Colorado St.	49 69					117	H	Fresno St.	61 67
												149	A	Boise St.	78 84
												149	H	Boise St.	58 63
												162	A	Montana	70 86
												167	H	Sacramento St.	86 95
												172	H	Pacific	78 70
												173	A	Northern Colo.	60 74
												176	A	New Mexico	70 73
												176	H	New Mexico	72 56
												192	A	San Jose St.	65 83
												192	H	San Jose St.	74 86
												201	A	Idaho St.	67 81
												202	A	UNLV	38 46
												211	A	Utah Valley	76 72
												244	H	Wyoming	84 75
												255	A	San Diego St.	55 36
												255	H	San Diego St.	72 59
												258	N	Tennessee St.	63 46
												321	A	Nevada	79 66
												321	H	Nevada	70 55
												341	A	Air Force	66 53
												341	H	Air Force	64 40
LAST 12 Division I GAMES:															
117	A	Fresno St.	62 66	176	A	New Mexico	70 73								
341	H	Air Force	64 40	244	H	Wyoming	84 75								
192	A	San Jose St.	65 83	149	H	Boise St.	58 63								
321	H	Nevada	70 55	321	A	Nevada	79 66								
117	H	Fresno St.	61 67	255	H	San Diego St.	72 59								
44	A	Colorado St.	64 91	202	A	UNLV	38 46								

Non-Div I Games: Westminster (UT) 74 67 Haskell 90 63

Utah St.

Loss, Non-Conf, S Site, H Home A Away N Neutral

Utah Valley

Through Games Of March 6, 2016

Average RPI Win:	259	WON-LOST	WINNING	LAST 10	STRENGTH OF	OPP. STRENGTH	TEAM	ADJ.	CONF.	ADJ CONF.
Average RPI Loss:	165	RECORD	PCT. RANK	GAMES	SCHEDULE	OF SCHEDULE	RPI	RPI	RPI	RPI
DIV. I ONLY	13- 14	182	7- 3	231	298	211	211	28	28	
DIV. I NON-CONF.	5- 8	209	0- 0	155	296	202	202	25	25	
TOTALS	RPI 1-25	RPI 26-50	W-L RECORDS	RPI 51-100	RPI 101-150	RPI 150+				
13- 14	0- 1	0- 0	OVERALL	1- 1	1- 2	11- 10				
7- 5	0- 0	0- 0	HOME	1- 0	0- 1	6- 4				
6- 8	0- 1	0- 0	AWAY	0- 1	1- 1	5- 5				
0- 1	0- 0	0- 0	NEUTRAL	0- 0	0- 0	0- 1				
5- 8	0- 1	0- 0	NON-CONFERENCE	1- 1	1- 0	3- 6				
2- 3	0- 0	0- 0	HOME	1- 0	0- 0	1- 3				
3- 4	0- 1	0- 0	AWAY	0- 1	1- 0	2- 2				
0- 1	0- 0	0- 0	NEUTRAL	0- 0	0- 0	0- 1				
8- 6	0- 0	0- 0	CONFERENCE	0- 0	0- 2	8- 4				
5- 2	0- 0	0- 0	HOME	0- 0	0- 1	5- 1				
3- 4	0- 0	0- 0	AWAY	0- 0	0- 1	3- 3				
0- 0	0- 0	0- 0	NEUTRAL	0- 0	0- 0	0- 0				

RPI 1-25				RPI 26-50				RPI 51-100				RPI 101+ Team's RPI: 211			
RPI	S	Opponent	Score	RPI	S	Opponent	Score	RPI	S	Opponent	Score	RPI	S	Opponent	Score
16	A	BYU	62 78					85	A	Oregon	68 79	107	A	New Mexico St.	68 73
								90	H	San Francisco	94 88	107	H	New Mexico St.	53 59
												149	A	Boise St.	72 70
												160	N	Alabama	60 67
												181	A	Eastern Wash.	64 68
												182	A	Weber St.	56 61
												188	H	UC Davis	55 59
												191	A	UTRGV	48 61
												191	H	UTRGV	71 57
												201	H	Idaho St.	47 56
												212	A	CSU Bakersfield	54 61
												212	H	CSU Bakersfield	72 53
												224	H	Utah St.	72 76
												227	A	Grand Canyon	64 65
												227	H	Grand Canyon	53 61
												239	A	Omaha	74 59
												271	A	Seattle	61 44
												271	H	Seattle	79 48
												302	A	UMKC	58 44
												302	H	UMKC	79 71
												321	A	Nevada	73 65
												335	H	Southern Utah	70 58
												343	A	Chicago St.	69 62
												343	H	Chicago St.	74 46
LAST 12 Division I GAMES:															
227	A	Grand Canyon	64 65	191	H	UTRGV	71 57								
271	H	Seattle	79 48	212	A	CSU Bakersfield	54 61								
302	A	UMKC	58 44	271	A	Seattle	61 44								
343	A	Chicago St.	69 62	343	H	Chicago St.	74 46								
212	H	CSU Bakersfield	72 53	302	H	UMKC	79 71								
107	H	New Mexico St.	53 59	227	H	Grand Canyon	53 61								

Non-Div I Games: Bethesda (CA) 91 64 Dixie St. 77 63

Utah Valley

Loss, Non-Conf, S Site, H Home A Away N Neutral

Average RPI Win:	176	WON-LOST	WINNING	LAST 10	STRENGTH OF	OPP. STRENGTH	TEAM	ADJ.	CONF.	ADJ CONF.
Average RPI Loss:	111	RECORD	PCT. RANK	GAMES	SCHEDULE	OF SCHEDULE	RPI	RPI	RPI	RPI
DIV. I ONLY	23- 9	60	8- 2	105	119	71	71	7	7	
DIV. I NON-CONF.	11- 2	28	0- 0	136	279	50	50	8	8	
TOTALS	RPI 1-25	RPI 26-50	W-L RECORDS	RPI 51-100	RPI 101-150	RPI 150+				
23- 9	1- 1	3- 1	OVERALL	1- 1	1- 3	17- 3				
11- 4	0- 1	1- 0	HOME	0- 1	0- 1	10- 1				
10- 3	1- 0	1- 0	AWAY	1- 0	1- 0	6- 1				
2- 2	0- 0	1- 1	NEUTRAL	0- 0	0- 1	1- 0				
11- 2	1- 0	0- 0	NON-CONFERENCE	0- 0	1- 2	9- 0				
7- 0	0- 0	0- 0	HOME	0- 0	0- 0	7- 0				
4- 1	1- 0	0- 0	AWAY	0- 0	1- 1	2- 0				
0- 1	0- 0	0- 0	NEUTRAL	0- 0	0- 1	0- 0				
12- 7	0- 1	3- 1	CONFERENCE	1- 1	0- 1	8- 3				
4- 4	0- 1	1- 0	HOME	0- 1	0- 1	3- 1				
6- 2	0- 0	1- 0	AWAY	1- 0	0- 0	4- 2				
2- 1	0- 0	1- 1	NEUTRAL	0- 0	0- 0	1- 0				

RPI 1-25				RPI 26-50				RPI 51-100				Team's RPI: 71	RPI 101+			
RPI	S	Opponent	Score	RPI	S	Opponent	Score	RPI	S	Opponent	Score		RPI	S	Opponent	Score
11	A	Arizona St.	57 48	26	A	George Washington	79 68	54	H	Saint Louis	72 77		105	N	Toledo	61 80
18	H	Duquesne	67 71	26	N	George Washington	58 72	84	A	Dayton	74 72		111	A	Iona	74 58
				38	H	St. Bonaventure	52 47						115	H	Saint Joseph's	63 66
				38	N	St. Bonaventure	59 50						124	A	IUPUI	69 70
													154	H	Old Dominion	74 54
													159	H	Fordham	61 51
													169	A	George Mason	54 70
													169	H	George Mason	65 34
													189	A	Davidson	74 59
													189	H	Davidson	50 56
													196	A	Richmond	50 62
													196	H	Richmond	53 42
													196	N	Richmond	62 42
													203	H	William & Mary	73 47
													213	A	Rhode Island	49 36
													215	H	Furman	67 45
													218	A	N.C. A&T	64 49
													221	A	Massachusetts	74 66
													250	H	Coppin St.	73 42
													253	A	High Point	69 39
													268	H	Campbell	57 34
													270	H	UNCW	58 45
													274	H	UMES	63 39
													282	A	La Salle	84 76
LAST 12 Division I GAMES:																
				26	N	George Washington	58 72			213	A	Rhode Island	49 36			
				38	N	St. Bonaventure	59 50			196	A	Richmond	50 62			
				196	N	Richmond	62 42			282	A	La Salle	84 76			
				189	A	Davidson	74 59			38	H	St. Bonaventure	52 47			
				169	H	George Mason	65 34			18	H	Duquesne	67 71			
				26	A	George Washington	79 68			159	H	Fordham	61 51			

Non-Div I Games:

VCU

■ Loss,
 ■ Non-Conf, S Site,
 ■ Home
 ■ Away
 N Neutral

Valparaiso

Through Games Of March 6, 2016

Average RPI Win:	190	WON-LOST	WINNING	LAST 10	STRENGTH OF	OPP. STRENGTH	TEAM	ADJ.	CONF.	ADJ CONF.
Average RPI Loss:	134	RECORD	PCT. RANK	GAMES	SCHEDULE	OF SCHEDULE	RPI	RPI	RPI	RPI
DIV. I ONLY	6- 20	307	1- 9	65	138	241	241	14	14	
DIV. I NON-CONF.	1- 7	318	0- 0	44	36	248	248	16	16	
TOTALS	RPI 1-25	RPI 26-50	W-L RECORDS	RPI 51-100	RPI 101-150	RPI 150+				
6- 20	0- 4	0- 0	OVERALL	0- 1	3- 9	3- 6				
4- 9	0- 2	0- 0	HOME	0- 0	2- 5	2- 2				
2- 10	0- 2	0- 0	AWAY	0- 1	1- 4	1- 3				
0- 1	0- 0	0- 0	NEUTRAL	0- 0	0- 0	0- 1				
1- 7	0- 2	0- 0	NON-CONFERENCE	0- 1	1- 1	0- 3				
1- 3	0- 1	0- 0	HOME	0- 0	1- 1	0- 1				
0- 3	0- 1	0- 0	AWAY	0- 1	0- 0	0- 1				
0- 1	0- 0	0- 0	NEUTRAL	0- 0	0- 0	0- 1				
5- 13	0- 2	0- 0	CONFERENCE	0- 0	2- 8	3- 3				
3- 6	0- 1	0- 0	HOME	0- 0	1- 4	2- 1				
2- 7	0- 1	0- 0	AWAY	0- 0	1- 4	1- 2				
0- 0	0- 0	0- 0	NEUTRAL	0- 0	0- 0	0- 0				

RPI 1-25				RPI 26-50				RPI 51-100				RPI 101+ Team's RPI: 241			
RPI	S	Opponent	Score	RPI	S	Opponent	Score	RPI	S	Opponent	Score	RPI	S	Opponent	Score
1	H	Notre Dame	54 110					82	A	San Diego	60 76	102	A	Wright St.	63 80
14	A	Louisville	42 75									102	H	Wright St.	54 65
25	A	Green Bay	42 81									122	H	Akron	74 85
25	H	Green Bay	35 71									126	A	Youngstown St.	66 87
												126	H	Youngstown St.	65 60
												143	A	Detroit	65 85
												143	H	Detroit	66 72
												145	H	SIUE	69 56
												148	A	Milwaukee	60 82
												148	H	Milwaukee	60 70
												150	A	Northern Ky.	61 60
												150	H	Northern Ky.	50 68
												173	N	Northern Colo.	63 77
												179	A	Butler	53 72
												204	A	Oakland	77 87
												204	H	Oakland	81 66
												252	A	Ill.-Chicago	80 74
												252	H	Ill.-Chicago	50 54
												261	A	Cleveland St.	65 72
												261	H	Cleveland St.	66 59
												281	H	Miami (OH)	72 75
LAST 12 Division I GAMES:															
252	A	Ill.-Chicago	80 74	204	A	Oakland	77 87								
261	A	Cleveland St.	65 72	150	H	Northern Ky.	50 68								
126	A	Youngstown St.	66 87	102	H	Wright St.	54 65								
25	H	Green Bay	35 71	252	H	Ill.-Chicago	50 54								
148	H	Milwaukee	60 70	126	H	Youngstown St.	65 60								
143	A	Detroit	65 85	261	H	Cleveland St.	66 59								

Non-Div I Games: Ind.-Northwest 79 57 Cardinal Stitch 63 62 Ind.-Kokomo 88 22

Valparaiso

Loss, Non-Conf, S Site, H Home A Away N Neutral

Vanderbilt

Through Games Of March 6, 2016

Average RPI Win:	149	WON-LOST	WINNING	LAST 10	STRENGTH OF	OPP. STRENGTH	TEAM	ADJ.	CONF.	ADJ CONF.
Average RPI Loss:	49	RECORD	PCT. RANK	GAMES	SCHEDULE	OF SCHEDULE	RPI	RPI	RPI	RPI
DIV. I ONLY	18- 14	141	3- 7	32	50	74	74	2	2	
DIV. I NON-CONF.	11- 2	28	0- 0	119	216	34	34	2	2	
TOTALS	RPI 1-25	RPI 26-50	W-L RECORDS	RPI 51-100	RPI 101-150	RPI 150+				
18- 14	1- 7	3- 3	OVERALL	1- 2	4- 1	9- 1				
10- 6	0- 4	1- 2	HOME	0- 0	3- 0	6- 0				
5- 7	1- 2	1- 1	AWAY	1- 2	0- 1	2- 1				
3- 1	0- 1	1- 0	NEUTRAL	0- 0	1- 0	1- 0				
11- 2	0- 1	1- 0	NON-CONFERENCE	1- 1	3- 0	6- 0				
8- 0	0- 0	1- 0	HOME	0- 0	2- 0	5- 0				
2- 2	0- 1	0- 0	AWAY	1- 1	0- 0	1- 0				
1- 0	0- 0	0- 0	NEUTRAL	0- 0	1- 0	0- 0				
7- 12	1- 6	2- 3	CONFERENCE	0- 1	1- 1	3- 1				
2- 6	0- 4	0- 2	HOME	0- 0	1- 0	1- 0				
3- 5	1- 1	1- 1	AWAY	0- 1	0- 1	1- 1				
2- 1	0- 1	1- 0	NEUTRAL	0- 0	0- 0	1- 0				

RPI S	Opponent	Score	RPI S	Opponent	Score	RPI S	Opponent	Score	RPI S	Opponent	Score
3	H South Carolina	61 71	27	A Tennessee	49 58	56	A Auburn	45 53	104	H UT Martin	64 61
12	A Kentucky	71 69	27	H Tennessee	51 69	79	A Drexel	74 64	107	N New Mexico St.	71 45
12	H Kentucky	55 71	39	H Georgia	58 64	84	A Dayton	56 81	119	H LSU	58 42
19	H Texas A&M	63 75	39	N Georgia	54 49				140	A Arkansas	56 57
23	H Mississippi St.	61 66	42	H Ohio	62 59				142	H Troy	97 43
23	N Mississippi St.	46 63	43	A Missouri	56 52				159	A Fordham	53 40
24	A Florida	67 79							160	A Alabama	54 48
25	A Green Bay	56 58							160	H Alabama	67 52
									166	H ETSU	65 39
									177	A Ole Miss	52 55
									177	N Ole Miss	74 59
									208	H Presbyterian	56 38
									269	H Austin Peay	73 56
									341	H Air Force	86 29
									349	H Mississippi Val.	89 39
LAST 12 Division I GAMES:											
23	N Mississippi St.	46 63	24	A Florida	67 79						
39	N Georgia	54 49	12	H Kentucky	55 71						
177	N Ole Miss	74 59	27	H Tennessee	51 69						
43	A Missouri	56 52	140	A Arkansas	56 57						
23	H Mississippi St.	61 66	56	A Auburn	45 53						
19	H Texas A&M	63 75	39	H Georgia	58 64						

Non-Div I Games:

Vanderbilt

Loss, Non-Conf, S Site, H Home A Away N Neutral

Vermont

Through Games Of March 6, 2016

Average RPI Win:	257	WON-LOST	WINNING	LAST 10	STRENGTH OF	OPP. STRENGTH	TEAM	ADJ.	CONF.	ADJ CONF.
Average RPI Loss:	177	RECORD	PCT. RANK	GAMES	SCHEDULE	OF SCHEDULE	RPI	RPI	RPI	RPI
DIV. I ONLY	9- 21	279	2- 8	228	287	277	277	16	16	
DIV. I NON-CONF.	5- 8	209	0- 0	297	347	269	269	19	19	
TOTALS	RPI 1-25	RPI 26-50	W-L RECORDS	RPI 51-100	RPI 101-150	RPI 150+				
9- 21	0- 0	0- 3	OVERALL	0- 3	0- 0	9- 15				
4- 9	0- 0	0- 1	HOME	0- 2	0- 0	4- 6				
5- 11	0- 0	0- 1	AWAY	0- 1	0- 0	5- 9				
0- 1	0- 0	0- 1	NEUTRAL	0- 0	0- 0	0- 0				
5- 8	0- 0	0- 0	NON-CONFERENCE	0- 1	0- 0	5- 7				
2- 3	0- 0	0- 0	HOME	0- 1	0- 0	2- 2				
3- 5	0- 0	0- 0	AWAY	0- 0	0- 0	3- 5				
0- 0	0- 0	0- 0	NEUTRAL	0- 0	0- 0	0- 0				
4- 13	0- 0	0- 3	CONFERENCE	0- 2	0- 0	4- 8				
2- 6	0- 0	0- 1	HOME	0- 1	0- 0	2- 4				
2- 6	0- 0	0- 1	AWAY	0- 1	0- 0	2- 4				
0- 1	0- 0	0- 1	NEUTRAL	0- 0	0- 0	0- 0				

RPI 1-25				RPI 26-50				RPI 51-100				RPI 101+				Team's RPI: 277	
RPI	S	Opponent	Score	RPI	S	Opponent	Score	RPI	S	Opponent	Score	RPI	S	Opponent	Score		
				49	A	Albany (NY)	43 72	63	A	Maine	51 63	157	A	Stony Brook	59 73		
				49	H	Albany (NY)	40 75	63	H	Maine	41 62	157	H	Stony Brook	44 37		
				49	N	Albany (NY)	43 95	81	H	Quinnipiac	65 77	163	A	Delaware	60 71		
												185	A	UMBC	48 85		
												185	H	UMBC	60 74		
												197	H	Sacred Heart	53 51		
												204	H	Oakland	68 74		
												205	A	Brown	54 71		
												214	A	Dartmouth	56 54		
												217	A	Hartford	50 52		
												217	H	Hartford	47 51		
												219	A	Binghamton	52 66		
												219	H	Binghamton	53 57		
												222	A	Bryant	52 68		
												232	A	New Hampshire	63 59		
												232	H	New Hampshire	83 63		
												249	A	Columbia	56 73		
												254	A	Holy Cross	63 77		
												275	H	Central Conn. St.	79 63		
												320	A	UMass Lowell	59 51		
												320	H	UMass Lowell	66 68		
												337	H	St. Francis Brooklyn	55 59		
												342	A	NJIT	54 46		
												344	A	Boston U.	60 45		
LAST 12 Division I GAMES:																	
				49	N	Albany (NY)	43 95	320	H	UMass Lowell	66 68						
				157	H	Stony Brook	44 37	49	H	Albany (NY)	40 75						
				232	A	New Hampshire	63 59	63	A	Maine	51 63						
				185	H	UMBC	60 74	157	A	Stony Brook	59 73						
				219	A	Binghamton	52 66	232	H	New Hampshire	83 63						
				217	A	Hartford	50 52	219	H	Binghamton	53 57						

Non-Div I Games:

Vermont

■ Loss,
 ■ Non-Conf,
 ■ S Site,
 ■ Home
 ■ A Away
 N Neutral

Average RPI Win:	139	WON-LOST	WINNING	LAST 10	STRENGTH OF	OPP. STRENGTH	TEAM	ADJ.	CONF.	ADJ CONF.
Average RPI Loss:	80	RECORD	PCT. RANK	GAMES	SCHEDULE	OF SCHEDULE	RPI	RPI	RPI	RPI
DIV. I ONLY	19- 11	91	6- 4	59	70	53	53	6	6	
DIV. I NON-CONF.	7- 4	110	1- 0	30	70	38	38	6	6	
TOTALS	RPI 1-25	RPI 26-50	W-L RECORDS	RPI 51-100	RPI 101-150	RPI 150+				
19- 11	1- 1	2- 4	OVERALL	6- 2	1- 3	9- 1				
9- 3	0- 1	2- 0	HOME	2- 1	1- 1	4- 0				
8- 6	1- 0	0- 3	AWAY	3- 1	0- 1	4- 1				
2- 2	0- 0	0- 1	NEUTRAL	1- 0	0- 1	1- 0				
7- 4	0- 0	1- 3	NON-CONFERENCE	1- 1	1- 0	4- 0				
3- 0	0- 0	1- 0	HOME	0- 0	1- 0	1- 0				
2- 3	0- 0	0- 2	AWAY	0- 1	0- 0	2- 0				
2- 1	0- 0	0- 1	NEUTRAL	1- 0	0- 0	1- 0				
12- 7	1- 1	1- 1	CONFERENCE	5- 1	0- 3	5- 1				
6- 3	0- 1	1- 0	HOME	2- 1	0- 1	3- 0				
6- 3	1- 0	0- 1	AWAY	3- 0	0- 1	2- 1				
0- 1	0- 0	0- 0	NEUTRAL	0- 0	0- 1	0- 0				

RPI 1-25				RPI 26-50				RPI 51-100 Team's RPI: 53				RPI 101+			
RPI	S	Opponent	Score	RPI	S	Opponent	Score	RPI	S	Opponent	Score	RPI	S	Opponent	Score
20	A	DePaul	64 60	26	A	George Washington	70 78	51	A	St. John's (NY)	71 59	115	H	Saint Joseph's	55 49
20	H	DePaul	47 75	34	A	Seton Hall	50 60	51	H	St. John's (NY)	58 54	121	A	Creighton	48 53
				34	H	Seton Hall	55 45	69	A	Temple	55 61	121	H	Creighton	62 65
				36	H	Penn	66 46	79	N	Drexel	67 55	121	N	Creighton	48 57
				46	N	St. Mary's (CA)	60 67	97	A	Marquette	82 75	167	N	Sacramento St.	78 54
				49	A	North Carolina St.	64 70	97	H	Marquette	81 60	168	A	Xavier	67 74
								100	A	Georgetown	63 60	168	H	Xavier	58 55
								100	H	Georgetown	51 57	179	A	Butler	57 45
												179	H	Butler	66 46
												220	A	Lehigh	65 44
												230	H	Loyola Maryland	67 55
												265	A	Providence	76 47
												265	H	Providence	67 39
												282	A	La Salle	67 56
LAST 12 Division I GAMES:															
121	N	Creighton	48 57	97	H	Marquette	81 60								
179	H	Butler	66 46	20	H	DePaul	47 75								
168	H	Xavier	58 55	265	A	Providence	76 47								
100	A	Georgetown	63 60	121	A	Creighton	48 53								
34	A	Seton Hall	50 60	36	H	Penn	66 46								
51	A	St. John's (NY)	71 59	100	H	Georgetown	51 57								

Non-Div I Games:

Villanova

Average RPI Win:	182	WON-LOST	WINNING	LAST 10	STRENGTH OF	OPP. STRENGTH	TEAM	ADJ.	CONF.	ADJ CONF.
Average RPI Loss:	50	RECORD	PCT. RANK	GAMES	SCHEDULE	OF SCHEDULE	RPI	RPI	RPI	RPI
DIV. I ONLY	16- 15	162	3- 7	63	58	108	108	4	4	
DIV. I NON-CONF.	10- 4	86	0- 0	183	120	116	116	5	5	
TOTALS	RPI 1-25	RPI 26-50	W-L RECORDS	RPI 51-100	RPI 101-150	RPI 150+				
16- 15	1- 6	1- 3	OVERALL	3- 3	2- 3	9- 0				
10- 6	0- 3	1- 0	HOME	0- 1	0- 2	9- 0				
5- 6	0- 3	0- 2	AWAY	3- 0	2- 1	0- 0				
1- 3	1- 0	0- 1	NEUTRAL	0- 2	0- 0	0- 0				
10- 4	1- 1	0- 0	NON-CONFERENCE	2- 3	0- 0	7- 0				
7- 1	0- 0	0- 0	HOME	0- 1	0- 0	7- 0				
2- 1	0- 1	0- 0	AWAY	2- 0	0- 0	0- 0				
1- 2	1- 0	0- 0	NEUTRAL	0- 2	0- 0	0- 0				
6- 11	0- 5	1- 3	CONFERENCE	1- 0	2- 3	2- 0				
3- 5	0- 3	1- 0	HOME	0- 0	0- 2	2- 0				
3- 5	0- 2	0- 2	AWAY	1- 0	2- 1	0- 0				
0- 1	0- 0	0- 1	NEUTRAL	0- 0	0- 0	0- 0				

RPI	S	Opponent	Score	RPI	S	Opponent	Score	RPI	S	Opponent	Score	RPI	S	Opponent	Score	Team's RPI: 108
1	H	Notre Dame	46 74	28	H	Miami (FL)	76 56	52	N	Rutgers	48 60	116	A	Boston College	61 50	
7	A	Ohio St.	73 93	47	A	Duke	52 67	56	A	Auburn	69 52	120	A	Virginia Tech	55 60	
13	H	Syracuse	57 91	47	N	Duke	53 57	58	H	Iowa	73 85	120	H	Virginia Tech	46 66	
14	A	Louisville	59 74	49	A	North Carolina St.	52 63	67	A	Middle Tenn.	70 66	125	H	Pittsburgh	55 58	
14	H	Louisville	41 59					72	A	Georgia Tech	78 67	139	A	Wake Forest	52 50	
15	A	Florida St.	48 70					73	N	Tulane	62 67	153	H	North Carolina	72 68	
25	N	Green Bay	68 59									196	H	Richmond	71 51	
												250	H	Coppin St.	75 40	
												257	H	Bowling Green	68 39	
												259	H	Clemson	65 48	
												292	H	Charleston So.	85 65	
												308	H	Longwood	81 46	
												342	H	NJIT	81 54	
												347	H	Norfolk St.	86 50	
LAST 12 Division I GAMES:																
47	N	Duke	53 57	13	H	Syracuse	57 91									
120	A	Virginia Tech	55 60	120	H	Virginia Tech	46 66									
153	H	North Carolina	72 68	47	A	Duke	52 67									
259	H	Clemson	65 48	49	A	North Carolina St.	52 63									
14	A	Louisville	59 74	125	H	Pittsburgh	55 58									
116	A	Boston College	61 50	15	A	Florida St.	48 70									

Non-Div I Games:

Virginia

■ Loss,
■ Non-Conf, S Site,
■ Home
■ Away
N Neutral

Average RPI Win:	193	WON-LOST	WINNING	LAST 10	STRENGTH OF	OPP. STRENGTH	TEAM	ADJ.	CONF.	ADJ CONF.
Average RPI Loss:	59	RECORD	PCT. RANK	GAMES	SCHEDULE	OF SCHEDULE	RPI	RPI	RPI	RPI
DIV. I ONLY	17- 13	137	3- 7	109	59	120	120	4	4	
DIV. I NON-CONF.	12- 1	9	0- 0	286	168	72	72	5	5	
TOTALS	RPI 1-25	RPI 26-50	W-L RECORDS	RPI 51-100	RPI 101-150	RPI 150+				
17- 13	0- 4	1- 4	OVERALL	0- 2	5- 2	11- 1				
13- 5	0- 0	0- 3	HOME	0- 1	2- 1	11- 0				
4- 7	0- 4	1- 1	AWAY	0- 1	3- 0	0- 1				
0- 1	0- 0	0- 0	NEUTRAL	0- 0	0- 1	0- 0				
12- 1	0- 0	1- 0	NON-CONFERENCE	0- 1	1- 0	10- 0				
10- 0	0- 0	0- 0	HOME	0- 0	0- 0	10- 0				
2- 1	0- 0	1- 0	AWAY	0- 1	1- 0	0- 0				
0- 0	0- 0	0- 0	NEUTRAL	0- 0	0- 0	0- 0				
5- 12	0- 4	0- 4	CONFERENCE	0- 1	4- 2	1- 1				
3- 5	0- 0	0- 3	HOME	0- 1	2- 1	1- 0				
2- 6	0- 4	0- 1	AWAY	0- 0	2- 0	0- 1				
0- 1	0- 0	0- 0	NEUTRAL	0- 0	0- 1	0- 0				

RPI 1-25				RPI 26-50				RPI 51-100				RPI 101+ Team's RPI: 120			
RPI	S	Opponent	Score	RPI	S	Opponent	Score	RPI	S	Opponent	Score	RPI	S	Opponent	Score
1	A	Notre Dame	41 80	27	A	Tennessee	57 43	72	H	Georgia Tech	34 51	108	A	Virginia	66 46
13	A	Syracuse	39 60	28	A	Miami (FL)	56 67	100	A	Georgetown	56 73	108	H	Virginia	60 55
14	A	Louisville	45 56	28	H	Miami (FL)	45 57					116	H	Boston College	58 33
15	A	Florida St.	50 68	47	H	Duke	62 66					116	N	Boston College	37 49
				49	H	North Carolina St.	61 72					125	H	Pittsburgh	48 59
LAST 12 Division I GAMES:															
		116 N Boston College	37 49			153 A North Carolina	67 71								
		108 H Virginia	60 55			108 A Virginia	66 46								
		139 A Wake Forest	54 48			72 H Georgia Tech	34 51								
		28 A Miami (FL)	56 67			15 A Florida St.	50 68								
		47 H Duke	62 66			28 H Miami (FL)	45 57								
		125 H Pittsburgh	48 59			1 A Notre Dame	41 80								

Non-Div I Games:

Virginia Tech

■ Loss,
 ■ Non-Conf,
 ■ S Site,
 ■ H Home
 ■ A Away
 N Neutral

W
a
g
n
e
rW
a
g
n
e
r

Wagner

Page 346

W
a
g
n
e
r

RPI S Opponent Wagner Score

Through Games Of March 6, 2016

RPI	S	Opponent	Score
342	H	NJIT	76 53

W
a
g
n
e
r

Wagner

Wake Forest

Through Games Of March 6, 2016

Average RPI Win:	186	WON-LOST	WINNING	LAST 10	STRENGTH OF	OPP. STRENGTH	TEAM	ADJ.	CONF.	ADJ CONF.
Average RPI Loss:	71	RECORD	PCT. RANK	GAMES	SCHEDULE	OF SCHEDULE	RPI	RPI	RPI	RPI
DIV. I ONLY	16- 15	162	5- 5	135	37	139	139	4	4	
DIV. I NON-CONF.	9- 4	95	0- 0	311	115	185	185	5	5	
TOTALS	RPI 1-25	RPI 26-50	W-L RECORDS	RPI 51-100	RPI 101-150	RPI 150+				
16- 15	0- 4	2- 4	OVERALL	0- 3	3- 2	11- 2				
9- 7	0- 3	2- 0	HOME	0- 1	1- 2	6- 1				
5- 6	0- 1	0- 4	AWAY	0- 1	2- 0	3- 0				
2- 2	0- 0	0- 0	NEUTRAL	0- 1	0- 0	2- 1				
9- 4	0- 0	0- 1	NON-CONFERENCE	0- 1	1- 0	8- 2				
6- 2	0- 0	0- 0	HOME	0- 1	1- 0	5- 1				
2- 1	0- 0	0- 1	AWAY	0- 0	0- 0	2- 0				
1- 1	0- 0	0- 0	NEUTRAL	0- 0	0- 0	1- 1				
7- 11	0- 4	2- 3	CONFERENCE	0- 2	2- 2	3- 0				
3- 5	0- 3	2- 0	HOME	0- 0	0- 2	1- 0				
3- 5	0- 1	0- 3	AWAY	0- 1	2- 0	1- 0				
1- 1	0- 0	0- 0	NEUTRAL	0- 1	0- 0	1- 0				

RPI 1-25				RPI 26-50				RPI 51-100				RPI 101+ Team's RPI: 139			
RPI	S	Opponent	Score	RPI	S	Opponent	Score	RPI	S	Opponent	Score	RPI	S	Opponent	Score
1	H	Notre Dame	52 86	28	A	Miami (FL)	60 71	72	A	Georgia Tech	51 66	108	H	Virginia	50 52
13	H	Syracuse	65 91	43	A	Missouri	81 94	72	N	Georgia Tech	65 67	116	A	Boston College	65 59
14	A	Louisville	54 78	47	A	Duke	68 95	78	H	Belmont	64 78	119	H	LSU	60 57
15	H	Florida St.	55 96	47	H	Duke	64 58					120	H	Virginia Tech	48 54
				49	A	North Carolina St.	47 64					125	A	Pittsburgh	60 49
				49	H	North Carolina St.	63 58					152	H	Jacksonville	57 51
LAST 12 Division I GAMES:															
				72	N	Georgia Tech	65 67	259	A	Clemson	55 45	189	H	Davidson	77 58
				259	N	Clemson	73 58	49	H	North Carolina St.	63 58	195	H	Wisconsin	51 64
				72	A	Georgia Tech	51 66	125	A	Pittsburgh	60 49	196	H	Richmond	43 33
				120	H	Virginia Tech	48 54	14	A	Louisville	54 78	207	N	Hampton	42 47
				1	H	Notre Dame	52 86	15	H	Florida St.	55 96	259	A	Clemson	55 45
				47	H	Duke	64 58	116	A	Boston College	65 59	259	N	Clemson	73 58
												276	A	American	71 70
												282	H	La Salle	61 53
												283	N	Coastal Caro.	81 52
												311	A	FIU	57 53

Non-Div I Games:

Wake Forest

■ Loss,
 ■ Non-Conf, S Site,
 ■ Home
 ■ Away
 N Neutral

Average RPI Win:	126	WON-LOST	WINNING	LAST 10	STRENGTH OF	OPP. STRENGTH	TEAM	ADJ.	CONF.	ADJ CONF.
Average RPI Loss:	27	RECORD	PCT. RANK	GAMES	SCHEDULE	OF SCHEDULE	RPI	RPI	RPI	RPI
DIV. I ONLY	22- 10	73	6- 4	27	9	33	33	1	1	
DIV. I NON-CONF.	9- 2	37	0- 0	49	93	36	36	1	1	
TOTALS	RPI 1-25	RPI 26-50	W-L RECORDS	RPI 51-100	RPI 101-150	RPI 150+				
22- 10	2- 7	0- 1	OVERALL	9- 2	4- 0	7- 0				
12- 4	1- 2	0- 1	HOME	5- 1	1- 0	5- 0				
7- 4	0- 3	0- 0	AWAY	4- 1	2- 0	1- 0				
3- 2	1- 2	0- 0	NEUTRAL	0- 0	1- 0	1- 0				
9- 2	0- 1	0- 1	NON-CONFERENCE	3- 0	2- 0	4- 0				
6- 1	0- 0	0- 1	HOME	2- 0	0- 0	4- 0				
2- 0	0- 0	0- 0	AWAY	1- 0	1- 0	0- 0				
1- 1	0- 1	0- 0	NEUTRAL	0- 0	1- 0	0- 0				
13- 8	2- 6	0- 0	CONFERENCE	6- 2	2- 0	3- 0				
6- 3	1- 2	0- 0	HOME	3- 1	1- 0	1- 0				
5- 4	0- 3	0- 0	AWAY	3- 1	1- 0	1- 0				
2- 1	1- 1	0- 0	NEUTRAL	0- 0	0- 0	1- 0				

RPI 1-25				RPI 26-50				Team's RPI: 33				RPI 51-100				RPI 101+			
RPI	S	Opponent	Score	RPI	S	Opponent	Score	RPI	S	Opponent	Score	RPI	S	Opponent	Score	RPI	S	Opponent	Score
5	H	Oregon St.	53 61	29	H	Oklahoma	68 71	55	A	Southern California	61 53	117	A	Fresno St.	89 79				
5	N	Oregon St.	55 57					55	H	Southern California	69 60	123	A	Arizona	74 52				
9	A	Stanford	53 69					59	H	UC Riverside	78 43	123	H	Arizona	63 47				
9	N	Stanford	73 65					61	H	Santa Clara	100 55	137	N	Texas Tech	77 73				
10	A	UCLA	59 63					62	A	South Dakota	77 64	182	H	Weber St.	69 56				
10	H	UCLA	64 56					85	H	Oregon	63 75	200	A	Colorado	76 74				
11	A	Arizona St.	57 77					86	A	California	75 65	200	H	Colorado	68 47				
11	H	Arizona St.	61 68					87	A	Utah	83 88	200	N	Colorado	67 51				
13	N	Syracuse	62 66					87	H	Utah	73 60	255	H	San Diego St.	80 51				
								93	A	Washington St.	79 64	271	H	Seattle	96 55				
								93	H	Washington St.	69 63	286	H	Portland	83 65				
LAST 12 Division I GAMES:																			
		5 N Oregon St.	55 57			123 A Arizona	74 52												
		9 N Stanford	73 65			10 A UCLA	59 63												
		200 N Colorado	67 51			55 A Southern California	61 53												
		200 H Colorado	68 47			85 H Oregon	63 75												
		87 H Utah	73 60			5 H Oregon St.	53 61												
		11 A Arizona St.	57 77			86 A California	75 65												

Non-Div I Games:

Washington

■ Loss,
 ■ Non-Conf,
 ■ S Site,
 ■ H Home
 ■ A Away
 N Neutral

Average RPI Win:	169	WON-LOST	WINNING	LAST 10	STRENGTH OF	OPP. STRENGTH	TEAM	ADJ.	CONF.	ADJ CONF.
Average RPI Loss:	41	RECORD	PCT. RANK	GAMES	SCHEDULE	OF SCHEDULE	RPI	RPI	RPI	RPI
DIV. I ONLY	14- 16	193	2- 8	57	13	93	93	1	1	
DIV. I NON-CONF.	9- 2	37	0- 0	121	109	28	28	1	1	
TOTALS	RPI 1-25	RPI 26-50	W-L RECORDS	RPI 51-100	RPI 101-150	RPI 150+				
14- 16	0- 6	0- 4	OVERALL	2- 6	5- 0	7- 0				
7- 6	0- 3	0- 1	HOME	1- 2	2- 0	4- 0				
6- 9	0- 3	0- 3	AWAY	1- 3	3- 0	2- 0				
1- 1	0- 0	0- 0	NEUTRAL	0- 1	0- 0	1- 0				
9- 2	0- 0	0- 2	NON-CONFERENCE	1- 0	3- 0	5- 0				
4- 0	0- 0	0- 0	HOME	0- 0	1- 0	3- 0				
4- 2	0- 0	0- 2	AWAY	1- 0	2- 0	1- 0				
1- 0	0- 0	0- 0	NEUTRAL	0- 0	0- 0	1- 0				
5- 14	0- 6	0- 2	CONFERENCE	1- 6	2- 0	2- 0				
3- 6	0- 3	0- 1	HOME	1- 2	1- 0	1- 0				
2- 7	0- 3	0- 1	AWAY	0- 3	1- 0	1- 0				
0- 1	0- 0	0- 0	NEUTRAL	0- 1	0- 0	0- 0				

RPI 1-25				RPI 26-50				RPI 51-100 Team's RPI: 93				RPI 101+			
RPI	S	Opponent	Score	RPI	S	Opponent	Score	RPI	S	Opponent	Score	RPI	S	Opponent	Score
5	H	Oregon St.	45 54	30	A	Oklahoma St.	60 70	55	A	Southern California	62 64	109	H	Gonzaga	55 48
9	A	Stanford	52 69	33	A	Washington	63 69	55	H	Southern California	73 61	118	A	Hawaii	62 52
10	A	UCLA	61 73	33	H	Washington	64 79	55	N	Southern California	73 77	123	A	Arizona	62 61
10	H	UCLA	73 75	46	A	St. Mary's (CA)	71 75	82	A	San Diego	78 72	123	H	Arizona	67 46
11	A	Arizona St.	39 61					85	H	Oregon	48 73	149	A	Boise St.	57 52
11	H	Arizona St.	45 63					86	A	California	71 74	192	H	San Jose St.	95 80
								87	A	Utah	71 73	200	A	Colorado	74 66
								87	H	Utah	69 75	200	H	Colorado	83 70
												207	H	Hampton	68 61
												216	A	Kansas	66 53
												267	H	UC Santa Barbara	61 44
												321	N	Nevada	70 57
LAST 12 Division I GAMES:															
		55 N Southern California	73 77			10 A UCLA	61 73								
		87 H Utah	69 75			5 H Oregon St.	45 54								
		200 H Colorado	83 70			85 H Oregon	48 73								
		123 A Arizona	62 61			9 A Stanford	52 69								
		11 A Arizona St.	39 61			86 A California	71 74								
		55 A Southern California	62 64			33 A Washington	63 69								

Non-Div I Games:

Washington St.

■ Loss,
 ■ Non-Conf,
 ■ S Site,
 ■ Home
 ■ A Away
 N Neutral

Average RPI Win:	254	WON-LOST	WINNING	LAST 10	STRENGTH OF	OPP. STRENGTH	TEAM	ADJ.	CONF.	ADJ CONF.
Average RPI Loss:	136	RECORD	PCT. RANK	GAMES	SCHEDULE	OF SCHEDULE	RPI	RPI	RPI	RPI
DIV. I ONLY	17- 10	95	5- 5	332	173	182	182	19	19	
DIV. I NON-CONF.	6- 3	99	0- 0	314	133	163	163	23	23	
TOTALS	RPI 1-25	RPI 26-50	W-L RECORDS	RPI 51-100	RPI 101-150	RPI 150+				
17- 10	0- 1	0- 1	OVERALL	1- 1	0- 1	16- 6				
7- 5	0- 1	0- 0	HOME	0- 1	0- 1	7- 2				
9- 5	0- 0	0- 1	AWAY	1- 0	0- 0	8- 4				
1- 0	0- 0	0- 0	NEUTRAL	0- 0	0- 0	1- 0				
6- 3	0- 1	0- 1	NON-CONFERENCE	0- 0	0- 0	6- 1				
1- 2	0- 1	0- 0	HOME	0- 0	0- 0	1- 1				
4- 1	0- 0	0- 1	AWAY	0- 0	0- 0	4- 0				
1- 0	0- 0	0- 0	NEUTRAL	0- 0	0- 0	1- 0				
11- 7	0- 0	0- 0	CONFERENCE	1- 1	0- 1	10- 5				
6- 3	0- 0	0- 0	HOME	0- 1	0- 1	6- 1				
5- 4	0- 0	0- 0	AWAY	1- 0	0- 0	4- 4				
0- 0	0- 0	0- 0	NEUTRAL	0- 0	0- 0	0- 0				

RPI 1-25				RPI 26-50				RPI 51-100				RPI 101+ Team's RPI: 182			
RPI	S	Opponent	Score	RPI	S	Opponent	Score	RPI	S	Opponent	Score	RPI	S	Opponent	Score
16	H	BYU	51 68	33	A	Washington	56 69	94	A	North Dakota	62 56	135	H	Idaho	70 77
								94	H	North Dakota	78 85	151	A	Montana St.	71 92
												162	A	Montana	75 84
												167	A	Sacramento St.	64 87
												167	H	Sacramento St.	77 66
												173	A	Northern Colo.	63 65
												173	H	Northern Colo.	82 79
												181	H	Eastern Wash.	80 74
												198	N	SFA	56 46
												201	A	Idaho St.	61 46
												201	H	Idaho St.	57 58
												211	H	Utah Valley	61 56
												226	H	Col. of Charleston	42 50
												240	A	North Texas	45 38
												286	A	Portland	57 55
												300	A	Denver	61 49
												310	A	Northern Ariz.	76 56
												310	H	Northern Ariz.	95 88
												323	A	Portland St.	75 58
												323	H	Portland St.	102 73
												335	A	Southern Utah	69 51
												335	H	Southern Utah	75 56
												339	A	Cal St. Fullerton	60 40
LAST 12 Division I GAMES:															
181	H	Eastern Wash.	80 74	323	A	Portland St.	75 58	167	A	Sacramento St.	64 87	94	H	North Dakota	78 85
135	H	Idaho	70 77	167	A	Sacramento St.	64 87	173	H	Northern Colo.	82 79	335	A	Southern Utah	69 51
162	A	Montana	75 84	94	H	North Dakota	78 85	310	A	Northern Ariz.	76 56				
151	A	Montana St.	71 92	173	H	Northern Colo.	82 79								
310	H	Northern Ariz.	95 88	335	A	Southern Utah	69 51								
335	H	Southern Utah	75 56	310	A	Northern Ariz.	76 56								

Non-Div I Games: Westminster (UT) 79 46 Bethesda (CA) 86 60

Weber St.

Loss, Non-Conf, S Site, H Home A Away N Neutral

West Virginia

Through Games Of March 6, 2016

Average RPI Win:	148	WON-LOST	WINNING	LAST 10	STRENGTH OF	OPP. STRENGTH	TEAM	ADJ.	CONF.	ADJ CONF.
Average RPI Loss:	27	RECORD	PCT. RANK	GAMES	SCHEDULE	OF SCHEDULE	RPI	RPI	RPI	RPI
DIV. I ONLY	24- 9	58	7- 3	30	43	22	22	3	3	
DIV. I NON-CONF.	11- 2	28	0- 0	162	212	57	57	3	3	
TOTALS	RPI 1-25	RPI 26-50	W-L RECORDS	RPI 51-100	RPI 101-150	RPI 150+				
24- 9	0- 5	7- 2	OVERALL	1- 1	7- 1	9- 0				
13- 2	0- 2	3- 0	HOME	1- 0	3- 0	6- 0				
5- 5	0- 2	1- 2	AWAY	0- 0	3- 1	1- 0				
6- 2	0- 1	3- 0	NEUTRAL	0- 1	1- 0	2- 0				
11- 2	0- 0	2- 0	NON-CONFERENCE	1- 1	1- 1	7- 0				
6- 0	0- 0	0- 0	HOME	1- 0	0- 0	5- 0				
0- 1	0- 0	0- 0	AWAY	0- 0	0- 1	0- 0				
5- 1	0- 0	2- 0	NEUTRAL	0- 1	1- 0	2- 0				
13- 7	0- 5	5- 2	CONFERENCE	0- 0	6- 0	2- 0				
7- 2	0- 2	3- 0	HOME	0- 0	3- 0	1- 0				
5- 4	0- 2	1- 2	AWAY	0- 0	3- 0	1- 0				
1- 1	0- 1	1- 0	NEUTRAL	0- 0	0- 0	0- 0				

RPI	S	Opponent	Score	RPI	S	Opponent	Score	RPI	S	Opponent	Score	RPI	S	Opponent	Score
2	A	Baylor	64 69	29	A	Oklahoma	54 57	55	N	Southern California	67 78	106	A	TCU	97 84
2	H	Baylor	61 71	29	H	Oklahoma	63 55	88	H	Elon	67 57	106	H	TCU	83 72
6	A	Texas	50 73	30	A	Oklahoma St.	51 63					109	A	Gonzaga	57 62
6	H	Texas	54 65	30	H	Oklahoma St.	82 48					127	A	Iowa St.	82 57
6	N	Texas	51 67	35	N	James Madison	69 62					127	H	Iowa St.	57 47
				45	N	Indiana	75 64					134	N	Marshall	66 60
				48	A	Kansas St.	72 53					137	A	Texas Tech	69 42
				48	H	Kansas St.	64 44					137	H	Texas Tech	79 57
				48	N	Kansas St.	74 65					156	N	Yale	70 60
												216	A	Kansas	65 45
												216	H	Kansas	72 35
												227	N	Grand Canyon	68 50
												250	H	Coppin St.	96 64
												306	H	Morehead St.	94 56
												308	H	Longwood	74 43
												315	H	Fairleigh Dickinson	91 42
												322	H	Delaware St.	77 34
LAST 12 Division I GAMES:															
		6 N Texas	51 67			29 H Oklahoma	63 55								
		48 N Kansas St.	74 65			30 A Oklahoma St.	51 63								
		127 A Iowa St.	82 57			127 H Iowa St.	57 47								
		30 H Oklahoma St.	82 48			48 H Kansas St.	64 44								
		106 H TCU	83 72			137 A Texas Tech	69 42								
		6 A Texas	50 73			2 H Baylor	61 71								

Non-Div I Games:

West Virginia

■ Loss,
 ■ Non-Conf,
 ■ S Site,
 ■ Home
 ■ A Away
 N Neutral

Average RPI Win:	305	WON-LOST	WINNING	LAST 10	STRENGTH OF	OPP. STRENGTH	TEAM	ADJ.	CONF.	ADJ CONF.
Average RPI Loss:	161	RECORD	PCT. RANK	GAMES	SCHEDULE	OF SCHEDULE	RPI	RPI	RPI	RPI
DIV. I ONLY	4- 22	324	3- 7	138	268	301	301	17	17	
DIV. I NON-CONF.	1- 10	330	0- 0	140	345	303	303	15	15	
TOTALS	RPI 1-25	RPI 26-50	W-L RECORDS	RPI 51-100	RPI 101-150	RPI 150+				
4- 22	0- 0	0- 5	OVERALL	0- 0	0- 5	4- 12				
2- 7	0- 0	0- 1	HOME	0- 0	0- 3	2- 3				
1- 14	0- 0	0- 3	AWAY	0- 0	0- 2	1- 9				
1- 1	0- 0	0- 1	NEUTRAL	0- 0	0- 0	1- 0				
1- 10	0- 0	0- 2	NON-CONFERENCE	0- 0	0- 1	1- 7				
0- 2	0- 0	0- 0	HOME	0- 0	0- 1	0- 1				
0- 8	0- 0	0- 2	AWAY	0- 0	0- 0	0- 6				
1- 0	0- 0	0- 0	NEUTRAL	0- 0	0- 0	1- 0				
3- 12	0- 0	0- 3	CONFERENCE	0- 0	0- 4	3- 5				
2- 5	0- 0	0- 1	HOME	0- 0	0- 2	2- 2				
1- 6	0- 0	0- 1	AWAY	0- 0	0- 2	1- 3				
0- 1	0- 0	0- 1	NEUTRAL	0- 0	0- 0	0- 0				

RPI S	Opponent	Score	RPI S	Opponent	Score	RPI S	Opponent	Score	RPI S	Opponent	Score	Team's RPI: 301
41	A Chattanooga	59 77	41	H Chattanooga	51 65	112	A Samford	52 57	112	H Samford	42 59	
41	N Chattanooga	56 74	41	N Chattanooga	56 74	113	A Mercer	42 63	113	H Mercer	88 92	
47	A Duke	47 84	47	A Duke	47 84	132	H UNC Asheville	45 67	132	H UNC Asheville	45 67	
49	A North Carolina St.	55 86	49	A North Carolina St.	55 86	166	A ETSU	62 74	166	H ETSU	43 45	
						178	A Eastern Ky.	62 91	178	A Eastern Ky.	62 91	
						189	A Davidson	51 64	189	A Davidson	51 64	
						210	A USC Upstate	59 68	210	A USC Upstate	59 68	
						215	A Furman	56 71	215	A Furman	56 71	
						215	H Furman	76 83	215	H Furman	76 83	
						245	H Bethune-Cookman	59 66	245	H Bethune-Cookman	59 66	
						268	A Campbell	66 73	268	A Campbell	66 73	
						288	A Kennesaw St.	53 65	288	A Kennesaw St.	53 65	
						292	A Charleston So.	59 80	292	A Charleston So.	59 80	
						297	N Florida A&M	69 53	297	N Florida A&M	69 53	
						305	A Wofford	71 72	305	A Wofford	71 72	
						305	H Wofford	74 72	305	H Wofford	74 72	
						309	A UNCG	84 80	309	A UNCG	84 80	
						309	H UNCG	84 72	309	H UNCG	84 72	
LAST 12 Division I GAMES:												
41	N Chattanooga	56 74	112	A Samford	52 57							
309	A UNCG	84 80	113	A Mercer	42 63							
215	A Furman	56 71	309	H UNCG	84 72							
305	A Wofford	71 72	305	H Wofford	74 72							
41	H Chattanooga	51 65	215	H Furman	76 83							
166	H ETSU	43 45	166	A ETSU	62 74							

Non-Div I Games: Anderson (SC) 72 55 Brevard 68 60 Warren Wilson 106 52

Western Caro.

Average RPI Win:	280	WON-LOST	WINNING	LAST 10	STRENGTH OF	OPP. STRENGTH	TEAM	ADJ.	CONF.	ADJ CONF.
Average RPI Loss:	132	RECORD	PCT. RANK	GAMES	SCHEDULE	OF SCHEDULE	RPI	RPI	RPI	RPI
DIV. I ONLY	13- 15	196	4- 6	287	211	234	234	18	18	
DIV. I NON-CONF.	5- 6	180	0- 0	309	251	246	246	18	18	
TOTALS	RPI 1-25	RPI 26-50	W-L RECORDS	RPI 51-100	RPI 101-150	RPI 150+				
13- 15	0- 0	0- 1	OVERALL	0- 6	2- 4	11- 4				
7- 5	0- 0	0- 0	HOME	0- 2	2- 1	5- 2				
5- 8	0- 0	0- 1	AWAY	0- 4	0- 2	5- 1				
1- 2	0- 0	0- 0	NEUTRAL	0- 0	0- 1	1- 1				
5- 6	0- 0	0- 1	NON-CONFERENCE	0- 2	1- 0	4- 3				
2- 2	0- 0	0- 0	HOME	0- 0	1- 0	1- 2				
2- 3	0- 0	0- 1	AWAY	0- 2	0- 0	2- 0				
1- 1	0- 0	0- 0	NEUTRAL	0- 0	0- 0	1- 1				
8- 9	0- 0	0- 0	CONFERENCE	0- 4	1- 4	7- 1				
5- 3	0- 0	0- 0	HOME	0- 2	1- 1	4- 0				
3- 5	0- 0	0- 0	AWAY	0- 2	0- 2	3- 1				
0- 1	0- 0	0- 0	NEUTRAL	0- 0	0- 1	0- 0				

RPI S	Opponent	Score	RPI S	Opponent	Score	RPI S	Opponent	Score	RPI S	Opponent	Score	Team's RPI: 234
48	A Kansas St.	45	84	58	A Iowa	81	96	124	A IUPUI	87	96	
				60	A South Dakota St.	63	85	124	H IUPUI	60	68	
				60	H South Dakota St.	65	66	138	A Oral Roberts	55	79	
				62	A South Dakota	50	86	138	H Oral Roberts	72	61	
				62	H South Dakota	77	102	138	N Oral Roberts	55	68	
				94	A North Dakota	67	78	145	H SIUE	78	74	
								231	H Southeast Mo. St.	84	89	
								239	A Omaha	66	79	
								239	H Omaha	74	55	
								245	N Bethune-Cookman	75	59	
								252	H Ill.-Chicago	70	78	
								294	N Towson	77	83	
								300	A Denver	80	69	
								300	H Denver	63	60	
								314	A Illinois St.	79	64	
								316	A IPFW	78	74	
								316	H IPFW	88	87	
								324	A North Dakota St.	94	82	
								324	H North Dakota St.	100	89	
								340	A Eastern Ill.	92	69	
								343	H Chicago St.	88	50	
LAST 12 Division I GAMES:												
138	N Oral Roberts	55	68	124	A IUPUI	87	96					
60	H South Dakota St.	65	66	316	H IPFW	88	87					
324	H North Dakota St.	100	89	239	H Omaha	74	55					
138	A Oral Roberts	55	79	62	H South Dakota	77	102					
62	A South Dakota	50	86	60	A South Dakota St.	63	85					
300	A Denver	80	69	324	A North Dakota St.	94	82					

Non-Div I Games: Ashford 86 58 Central Methodist 108 46

Western Ill.

Loss, Non-Conf, S Site, H Home A Away N Neutral

Average RPI Win:	174	WON-LOST	WINNING	LAST 10	STRENGTH OF	OPP. STRENGTH	TEAM	ADJ.	CONF.	ADJ CONF.
Average RPI Loss:	82	RECORD	PCT. RANK	GAMES	SCHEDULE	OF SCHEDULE	RPI	RPI	RPI	RPI
DIV. I ONLY	23- 5	25	7- 3	118	106	37	37	13	13	
DIV. I NON-CONF.	8- 2	51	0- 0	205	88	55	55	11	11	
TOTALS	RPI 1-25	RPI 26-50	W-L RECORDS	RPI 51-100	RPI 101-150	RPI 150+				
23- 5	1- 0	0- 1	OVERALL	3- 3	3- 0	16- 1				
12- 1	1- 0	0- 1	HOME	3- 0	1- 0	7- 0				
10- 4	0- 0	0- 0	AWAY	0- 3	2- 0	8- 1				
1- 0	0- 0	0- 0	NEUTRAL	0- 0	0- 0	1- 0				
8- 2	1- 0	0- 0	NON-CONFERENCE	1- 1	1- 0	5- 1				
4- 0	1- 0	0- 0	HOME	1- 0	0- 0	2- 0				
3- 2	0- 0	0- 0	AWAY	0- 1	1- 0	2- 1				
1- 0	0- 0	0- 0	NEUTRAL	0- 0	0- 0	1- 0				
15- 3	0- 0	0- 1	CONFERENCE	2- 2	2- 0	11- 0				
8- 1	0- 0	0- 1	HOME	2- 0	1- 0	5- 0				
7- 2	0- 0	0- 0	AWAY	0- 2	1- 0	6- 0				
0- 0	0- 0	0- 0	NEUTRAL	0- 0	0- 0	0- 0				

RPI 1-25				RPI 26-50				Team's RPI: 37	RPI 51-100				RPI 101+			
RPI	S	Opponent	Score	RPI	S	Opponent	Score		RPI	S	Opponent	Score	RPI	S	Opponent	Score
14	H	Louisville	71 69	31	H	UTEP	78 85		57	A	Ball St.	60 74	134	A	Marshall	80 76
									67	A	Middle Tenn.	75 83	134	H	Marshall	81 52
									67	H	Middle Tenn.	62 51	146	A	UT Arlington	73 64
									77	A	Charlotte	72 81	154	A	Old Dominion	85 74
									77	H	Charlotte	77 66	154	H	Old Dominion	68 51
									78	H	Belmont	80 65	164	A	Fla. Atlantic	81 62
													165	A	UAB	63 49
													165	H	UAB	64 55
													169	N	George Mason	84 58
													171	A	Southern Miss.	54 53
													177	A	Ole Miss	53 59
													178	H	Eastern Ky.	76 60
													183	A	Louisiana Tech	69 58
													226	A	Col. of Charleston	78 44
													233	H	Rice	52 49
													240	H	North Texas	65 53
													246	H	UTSA	72 65
													269	H	Austin Peay	88 69
													311	A	FIU	71 69
													333	A	Lipscomb	64 56
LAST 12 Division I GAMES:																
183	A	Louisiana Tech	69 58	134	A	Marshall	80 76									
171	A	Southern Miss.	54 53	31	H	UTEP	78 85									
165	H	UAB	64 55	246	H	UTSA	72 65									
67	H	Middle Tenn.	62 51	67	A	Middle Tenn.	75 83									
77	A	Charlotte	72 81	165	A	UAB	63 49									
154	A	Old Dominion	85 74	77	H	Charlotte	77 66									

Non-Div I Games: Alas. Anchorage 62 58

Western Ky.

■ Loss,
 ■ Non-Conf,
 ■ S Site,
 ■ Home
 ■ Away
 N Neutral

Average RPI Win:	245	WON-LOST	WINNING	LAST 10	STRENGTH OF	OPP. STRENGTH	TEAM	ADJ.	CONF.	ADJ CONF.
Average RPI Loss:	82	RECORD	PCT. RANK	GAMES	SCHEDULE	OF SCHEDULE	RPI	RPI	RPI	RPI
DIV. I ONLY	14- 14	164	4- 6	129	137	141	141	11	11	
DIV. I NON-CONF.	6- 4	125	0- 0	150	168	106	106	13	13	
TOTALS	RPI 1-25	RPI 26-50	W-L RECORDS	RPI 51-100	RPI 101-150	RPI 150+				
14- 14	0- 2	0- 1	OVERALL	0- 7	3- 3	11- 1				
6- 5	0- 0	0- 0	HOME	0- 3	2- 1	4- 1				
7- 7	0- 1	0- 1	AWAY	0- 3	1- 2	6- 0				
1- 2	0- 1	0- 0	NEUTRAL	0- 1	0- 0	1- 0				
6- 4	0- 2	0- 0	NON-CONFERENCE	0- 1	1- 1	5- 0				
2- 0	0- 0	0- 0	HOME	0- 0	1- 0	1- 0				
3- 2	0- 1	0- 0	AWAY	0- 0	0- 1	3- 0				
1- 2	0- 1	0- 0	NEUTRAL	0- 1	0- 0	1- 0				
8- 10	0- 0	0- 1	CONFERENCE	0- 6	2- 2	6- 1				
4- 5	0- 0	0- 0	HOME	0- 3	1- 1	3- 1				
4- 5	0- 0	0- 1	AWAY	0- 3	1- 1	3- 0				
0- 0	0- 0	0- 0	NEUTRAL	0- 0	0- 0	0- 0				

RPI 1-25				RPI 26-50				RPI 51-100				RPI 101+ Team's RPI: 141			
RPI	S	Opponent	Score	RPI	S	Opponent	Score	RPI	S	Opponent	Score	RPI	S	Opponent	Score
17	A	Michigan St.	40 78	42	A	Ohio	63 73	57	A	Ball St.	54 60	101	A	Northwestern	62 86
23	N	Mississippi St.	68 90					57	H	Ball St.	53 77	105	A	Toledo	73 80
								68	N	FGCU	42 60	105	H	Toledo	68 80
								70	A	Central Mich.	51 53	122	H	Akron	69 65
								70	H	Central Mich.	61 73	131	A	Buffalo	92 78
								83	A	Eastern Mich.	66 70	143	H	Detroit	70 66
								83	H	Eastern Mich.	52 63	174	A	Loyola Chicago	68 45
												206	N	Gardner-Webb	71 44
												257	A	Bowling Green	65 49
												257	H	Bowling Green	74 45
												260	A	Northern Ill.	64 60
												260	H	Northern Ill.	70 80
												281	H	Miami (OH)	80 66
												303	A	Bradley	72 59
												316	A	IPFW	70 48
												319	A	Kent St.	65 53
												319	H	Kent St.	73 52
												343	H	Chicago St.	65 56
LAST 12 Division I GAMES:															
260	A	Northern Ill.	64 60	257	A	Bowling Green	65 49								
83	H	Eastern Mich.	52 63	83	A	Eastern Mich.	66 70								
70	H	Central Mich.	61 73	105	H	Toledo	68 80								
260	H	Northern Ill.	70 80	319	A	Kent St.	65 53								
57	A	Ball St.	54 60	70	A	Central Mich.	51 53								
122	H	Akron	69 65	57	H	Ball St.	53 77								

Non-Div I Games: Ferris St. 73 41 Wis.-Parkside 56 49

Western Mich.

■ Loss,
 ■ Non-Conf,
 ■ S Site,
 ■ Home
 ■ A Away
 N Neutral

Average RPI Win:	250	WON-LOST	WINNING	LAST 10	STRENGTH OF	OPP. STRENGTH	TEAM	ADJ.	CONF.	ADJ CONF.
Average RPI Loss:	165	RECORD	PCT. RANK	GAMES	SCHEDULE	OF SCHEDULE	RPI	RPI	RPI	RPI
DIV. I ONLY	8- 21	288	4- 6	218	220	291	291	21	21	
DIV. I NON-CONF.	3- 8	258	1- 0	160	223	262	262	17	17	
TOTALS	RPI 1-25	RPI 26-50	W-L RECORDS	RPI 51-100	RPI 101-150	RPI 150+				
8- 21	0- 0	0- 3	OVERALL	0- 6	1- 2	7- 10				
6- 9	0- 0	0- 2	HOME	0- 3	1- 0	5- 4				
2- 11	0- 0	0- 1	AWAY	0- 3	0- 2	2- 5				
0- 1	0- 0	0- 0	NEUTRAL	0- 0	0- 0	0- 1				
3- 8	0- 0	0- 3	NON-CONFERENCE	0- 0	0- 1	3- 4				
2- 4	0- 0	0- 2	HOME	0- 0	0- 0	2- 2				
1- 3	0- 0	0- 1	AWAY	0- 0	0- 1	1- 1				
0- 1	0- 0	0- 0	NEUTRAL	0- 0	0- 0	0- 1				
5- 13	0- 0	0- 0	CONFERENCE	0- 6	1- 1	4- 6				
4- 5	0- 0	0- 0	HOME	0- 3	1- 0	3- 2				
1- 8	0- 0	0- 0	AWAY	0- 3	0- 1	1- 4				
0- 0	0- 0	0- 0	NEUTRAL	0- 0	0- 0	0- 0				

RPI S	Opponent	Score	RPI S	Opponent	Score	RPI S	Opponent	Score	RPI S	Opponent	Score	Team's RPI: 291
27	H Tennessee	51 58	91	A Missouri St.	45 74	121	A Creighton	54 79				
40	A Arkansas St.	40 67	91	H Missouri St.	57 77	136	A Southern Ill.	66 80				
43	H Missouri	37 57	96	A UNI	48 69	136	H Southern Ill.	57 48				
			96	H UNI	44 55	174	A Loyola Chicago	55 60				
			98	A Drake	59 81	174	H Loyola Chicago	65 62				
			98	H Drake	56 87	181	H Eastern Wash.	62 67				
						196	N Richmond	50 63				
						218	H N.C. A&T	55 53				
						225	A Indiana St.	33 59				
						225	H Indiana St.	54 53				
						231	H Southeast Mo. St.	62 66				
						279	H Prairie View	64 36				
						280	A Tennessee Tech	48 54				
						303	A Bradley	44 50				
						303	H Bradley	50 55				
						311	A FIU	76 62				
						314	A Illinois St.	49 70				
						314	H Illinois St.	49 53				
						330	A Evansville	44 31				
						330	H Evansville	58 50				
LAST 12 Division I GAMES:												
311	A FIU	76 62	174	H Loyola Chicago	65 62							
225	H Indiana St.	54 53	303	H Bradley	50 55							
314	H Illinois St.	49 53	96	A UNI	48 69							
91	A Missouri St.	45 74	98	A Drake	59 81							
136	A Southern Ill.	66 80	91	H Missouri St.	57 77							
330	A Evansville	44 31	330	H Evansville	58 50							

Non-Div I Games:

Wichita St.

■ Loss,
■ Non-Conf,
■ S Site,
■ H Home
■ A Away
N Neutral

William & Mary

Through Games Of March 6, 2016

Average RPI Win:	245	WON-LOST	WINNING	LAST 10	STRENGTH OF	OPP. STRENGTH	TEAM	ADJ.	CONF.	ADJ CONF.
Average RPI Loss:	125	RECORD	PCT. RANK	GAMES	SCHEDULE	OF SCHEDULE	RPI	RPI	RPI	RPI
DIV. I ONLY	15- 14	160	3- 7	282	154	203	203	12	12	
DIV. I NON-CONF.	9- 2	37	0- 0	336	309	134	134	10	10	
TOTALS	RPI 1-25	RPI 26-50	W-L RECORDS	RPI 51-100	RPI 101-150	RPI 150+				
15- 14	0- 0	1- 1	OVERALL	0- 7	0- 0	14- 6				
9- 5	0- 0	1- 0	HOME	0- 3	0- 0	8- 2				
6- 9	0- 0	0- 0	AWAY	0- 0	0- 0	6- 2				
0- 0	0- 0	0- 0	NEUTRAL	0- 0	0- 0	0- 0				
9- 2	0- 0	0- 0	NON-CONFERENCE	0- 1	0- 0	9- 1				
5- 0	0- 0	0- 0	HOME	0- 0	0- 0	5- 0				
4- 2	0- 0	0- 0	AWAY	0- 1	0- 0	4- 1				
0- 0	0- 0	0- 0	NEUTRAL	0- 0	0- 0	0- 0				
6- 12	0- 0	1- 1	CONFERENCE	0- 6	0- 0	5- 5				
4- 5	0- 0	1- 0	HOME	0- 3	0- 0	3- 2				
2- 7	0- 0	0- 1	AWAY	0- 3	0- 0	2- 3				
0- 0	0- 0	0- 0	NEUTRAL	0- 0	0- 0	0- 0				

RPI S	Opponent	Score	RPI S	Opponent	Score	RPI S	Opponent	Score	RPI S	Opponent	Score	Team's RPI: 203
35	A James Madison	63 83	35	H James Madison	65 59	65	A Hofstra	45 75	154	H Old Dominion	75 64	
						65	H Hofstra	53 61	158	A Northeastern	68 69	
						71	A VCU	47 73	158	H Northeastern	69 62	
						79	A Drexel	53 69	163	A Delaware	63 67	
						79	H Drexel	50 67	163	H Delaware	53 69	
						88	A Elon	51 73	186	H Grambling	74 55	
						88	H Elon	64 74	196	A Richmond	50 56	
									226	A Col. of Charleston	66 40	
									226	H Col. of Charleston	51 55	
									230	A Loyola Maryland	62 61	
									259	A Clemson	58 41	
									270	A UNCW	44 59	
									270	H UNCW	77 65	
									276	H American	62 51	
									294	A Towson	73 54	
									294	H Towson	78 65	
									305	H Wofford	75 55	
									317	A Mt. St. Mary's	76 74	
									322	A Delaware St.	65 59	
									347	H Norfolk St.	67 47	
LAST 12 Division I GAMES:												
88	H Elon	64 74	65	H Hofstra	53 61							
79	A Drexel	53 69	270	A UNCW	44 59							
294	H Towson	78 65	88	A Elon	51 73							
226	A Col. of Charleston	66 40	158	H Northeastern	69 62							
35	A James Madison	63 83	226	H Col. of Charleston	51 55							
163	H Delaware	53 69	163	A Delaware	63 67							

Non-Div I Games:

William & Mary

Loss, Non-Conf, S Site, H Home A Away N Neutral

Average RPI Win:	276	WON-LOST	WINNING	LAST 10	STRENGTH OF	OPP. STRENGTH	TEAM	ADJ.	CONF.	ADJ CONF.
Average RPI Loss:	180	RECORD	PCT. RANK	GAMES	SCHEDULE	OF SCHEDULE	RPI	RPI	RPI	RPI
DIV. I ONLY	4- 25	331	1- 9	180	259	326	326	26	26	
DIV. I NON-CONF.	1- 8	320	0- 0	57	47	250	250	29	29	
TOTALS	RPI 1-25	RPI 26-50	W-L RECORDS	RPI 51-100	RPI 101-150	RPI 150+				
4- 25	0- 1	0- 3	OVERALL	0- 1	0- 5	4- 15				
4- 7	0- 0	0- 0	HOME	0- 0	0- 2	4- 5				
0- 17	0- 1	0- 2	AWAY	0- 1	0- 3	0- 10				
0- 1	0- 0	0- 1	NEUTRAL	0- 0	0- 0	0- 0				
1- 8	0- 1	0- 3	NON-CONFERENCE	0- 1	0- 1	1- 2				
1- 0	0- 0	0- 0	HOME	0- 0	0- 0	1- 0				
0- 7	0- 1	0- 2	AWAY	0- 1	0- 1	0- 2				
0- 1	0- 0	0- 1	NEUTRAL	0- 0	0- 0	0- 0				
3- 17	0- 0	0- 0	CONFERENCE	0- 0	0- 4	3- 13				
3- 7	0- 0	0- 0	HOME	0- 0	0- 2	3- 5				
0- 10	0- 0	0- 0	AWAY	0- 0	0- 2	0- 8				
0- 0	0- 0	0- 0	NEUTRAL	0- 0	0- 0	0- 0				

RPI 1-25				RPI 26-50				RPI 51-100				RPI 101+ Team's RPI: 326			
RPI	S	Opponent	Score	RPI	S	Opponent	Score	RPI	S	Opponent	Score	RPI	S	Opponent	Score
3	A	South Carolina	37 86	29	A	Oklahoma	48 78	56	A	Auburn	33 76	122	A	Akron	59 76
				42	N	Ohio	54 75					128	A	Liberty	61 77
				47	A	Duke	50 78					128	H	Liberty	42 59
												132	A	UNC Asheville	55 63
												132	H	UNC Asheville	59 67
												175	A	Radford	44 66
												175	H	Radford	38 67
												206	A	Gardner-Webb	52 70
												206	H	Gardner-Webb	81 62
												208	A	Presbyterian	44 77
												208	H	Presbyterian	48 59
												215	A	Furman	52 71
												226	A	Col. of Charleston	63 77
												253	A	High Point	60 80
												253	H	High Point	67 74
												268	A	Campbell	56 69
												268	H	Campbell	50 49
												283	A	Coastal Caro.	59 76
												283	H	Coastal Caro.	52 43
												292	A	Charleston So.	51 54
												292	H	Charleston So.	50 58
												308	A	Longwood	60 67
												308	H	Longwood	60 63
												348	H	N.C. Central	62 39
LAST 12 Division I GAMES:															
283	A	Coastal Caro.	59 76	283	H	Coastal Caro.	52 43								
128	H	Liberty	42 59	206	A	Gardner-Webb	52 70								
208	A	Presbyterian	44 77	132	H	UNC Asheville	59 67								
175	H	Radford	38 67	292	H	Charleston So.	50 58								
253	A	High Point	60 80	308	A	Longwood	60 67								
268	A	Campbell	56 69	268	H	Campbell	50 49								

Non-Div I Games:

Winthrop

■ Loss,
■ Non-Conf,
■ S Site,
■ H Home
■ A Away
N Neutral

Average RPI Win:	141	WON-LOST	WINNING	LAST 10	STRENGTH OF	OPP. STRENGTH	TEAM	ADJ.	CONF.	ADJ CONF.
Average RPI Loss:	76	RECORD	PCT. RANK	GAMES	SCHEDULE	OF SCHEDULE	RPI	RPI	RPI	RPI
DIV. I ONLY	7- 22	297	1- 9	34	23	195	195	5	5	
DIV. I NON-CONF.	4- 6	201	0- 0	92	78	168	168	4	4	
TOTALS	RPI 1-25	RPI 26-50	W-L RECORDS	RPI 51-100	RPI 101-150	RPI 150+				
7- 22	0- 7	1- 1	OVERALL	1- 9	2- 2	3- 3				
5- 9	0- 4	1- 0	HOME	1- 3	1- 1	2- 1				
1- 12	0- 3	0- 1	AWAY	0- 6	1- 0	0- 2				
1- 1	0- 0	0- 0	NEUTRAL	0- 0	0- 1	1- 0				
4- 6	0- 2	0- 0	NON-CONFERENCE	0- 3	1- 0	3- 1				
2- 3	0- 2	0- 0	HOME	0- 1	0- 0	2- 0				
1- 3	0- 0	0- 0	AWAY	0- 2	1- 0	0- 1				
1- 0	0- 0	0- 0	NEUTRAL	0- 0	0- 0	1- 0				
3- 16	0- 5	1- 1	CONFERENCE	1- 6	1- 2	0- 2				
3- 6	0- 2	1- 0	HOME	1- 2	1- 1	0- 1				
0- 9	0- 3	0- 1	AWAY	0- 4	0- 0	0- 1				
0- 1	0- 0	0- 0	NEUTRAL	0- 0	0- 1	0- 0				

RPI	S	Opponent	Score	RPI	S	Opponent	Score	RPI	S	Opponent	Score	RPI	S	Opponent	Score	Team's RPI: 195
7	A	Ohio St.	61 87	45	A	Indiana	57 67	52	A	Rutgers	41 61	101	H	Northwestern	53 71	
8	A	Maryland	77 83	45	H	Indiana	73 69	58	H	Iowa	54 57	101	N	Northwestern	72 76	
8	H	Maryland	65 90					64	A	Purdue	48 68	130	H	Penn St.	82 62	
17	A	Michigan St.	67 77					64	H	Purdue	64 57	139	A	Wake Forest	64 51	
17	H	Michigan St.	54 77					75	A	Michigan	65 82	163	N	Delaware	54 52	
24	H	Florida	75 91					80	H	Minnesota	77 84	180	A	Illinois	65 71	
25	H	Green Bay	58 72					84	A	Dayton	64 87	180	H	Illinois	56 76	
								95	A	Nebraska	62 75	183	H	Louisiana Tech	79 65	
								97	A	Marquette	61 77	255	A	San Diego St.	57 63	
								98	H	Drake	70 89	260	H	Northern Ill.	89 62	
LAST 12 Division I GAMES:																
101	N	Northwestern	72 76	75	A	Michigan	65 82									
64	A	Purdue	48 68	64	H	Purdue	64 57									
8	A	Maryland	77 83	7	A	Ohio St.	61 87									
101	H	Northwestern	53 71	17	H	Michigan St.	54 77									
180	H	Illinois	56 76	95	A	Nebraska	62 75									
45	A	Indiana	57 67	80	H	Minnesota	77 84									

Non-Div I Games:

Wisconsin

■ Loss,
■ Non-Conf,
■ S Site,
■ H Home
■ A Away
N Neutral

Wofford

Through Games Of March 6, 2016

Average RPI Win: 289	WON-LOST	WINNING	LAST 10	STRENGTH OF	OPP. STRENGTH	TEAM	ADJ.	CONF.	ADJ CONF.
Average RPI Loss: 167	RECORD	PCT. RANK	GAMES	SCHEDULE	OF SCHEDULE	RPI	RPI	RPI	RPI
DIV. I ONLY	7- 20	294	2- 8	237	285	305	305	17	17
DIV. I NON-CONF.	4- 8	234	0- 0	248	349	285	285	15	15
TOTALS	RPI 1-25	RPI 26-50	W-L RECORDS	RPI 51-100	RPI 101-150	RPI 150+			
7- 20	0- 0	0- 2	OVERALL	0- 1	0- 7	7- 10			
6- 6	0- 0	0- 1	HOME	0- 0	0- 3	6- 2			
1- 13	0- 0	0- 1	AWAY	0- 1	0- 3	1- 8			
0- 1	0- 0	0- 0	NEUTRAL	0- 0	0- 1	0- 0			
4- 8	0- 0	0- 0	NON-CONFERENCE	0- 1	0- 2	4- 5			
4- 1	0- 0	0- 0	HOME	0- 0	0- 1	4- 0			
0- 7	0- 0	0- 0	AWAY	0- 1	0- 1	0- 5			
0- 0	0- 0	0- 0	NEUTRAL	0- 0	0- 0	0- 0			
3- 12	0- 0	0- 2	CONFERENCE	0- 0	0- 5	3- 5			
2- 5	0- 0	0- 1	HOME	0- 0	0- 2	2- 2			
1- 6	0- 0	0- 1	AWAY	0- 0	0- 2	1- 3			
0- 1	0- 0	0- 0	NEUTRAL	0- 0	0- 1	0- 0			

RPI S	Opponent	Score	RPI S	Opponent	Score	RPI S	Opponent	Score	RPI S	Opponent	Score	Team's RPI: 305
41	A Chattanooga	48 65	41	H Chattanooga	40 53	80	A Minnesota	54 98	112	A Samford	48 50	
									112	H Samford	39 58	
									112	N Samford	43 63	
									113	A Mercer	32 80	
									113	H Mercer	61 70	
									120	A Virginia Tech	42 73	
									132	H UNC Asheville	63 70	
									166	A ETSU	69 70	
									166	H ETSU	54 70	
									175	H Radford	79 70	
									203	A William & Mary	55 75	
									206	A Gardner-Webb	61 64	
									215	A Furman	64 70	
									215	H Furman	61 70	
									283	A Coastal Caro.	69 83	
									288	H Kennesaw St.	70 59	
									292	A Charleston So.	64 74	
									296	H Jacksonville St.	66 54	
									301	A Western Caro.	72 74	
									301	H Western Caro.	72 71	
									309	A UNCG	58 56	
									309	H UNCG	104 64	
									312	A South Carolina St.	47 60	
									348	H N.C. Central	60 37	
LAST 12 Division I GAMES:												
112	N Samford	43 63	41	A Chattanooga	48 65							
112	A Samford	48 50	166	A ETSU	69 70							
113	A Mercer	32 80	112	H Samford	39 58							
309	H UNCG	104 64	113	H Mercer	61 70							
301	H Western Caro.	72 71	301	A Western Caro.	72 74							
215	A Furman	64 70	309	A UNCG	58 56							

Non-Div I Games: Montreat 83 48 Bluefield Col. 69 58

Wofford

Loss, Non-Conf, S Site, H Home A Away N Neutral

Average RPI Win: 220	WON-LOST	WINNING	LAST 10	STRENGTH OF	OPP. STRENGTH	TEAM	ADJ.	CONF.	ADJ CONF.
Average RPI Loss: 82	RECORD	PCT. RANK	GAMES	SCHEDULE	OF SCHEDULE	RPI	RPI	RPI	RPI
DIV. I ONLY	20- 9	70	7- 3	182	123	102	102	14	14
DIV. I NON-CONF.	8- 3	77	0- 0	278	76	132	132	16	16
TOTALS	RPI 1-25	RPI 26-50	W-L RECORDS	RPI 51-100	RPI 101-150	RPI 150+			
20- 9	0- 2	1- 2	OVERALL	0- 1	4- 4	15- 0			
10- 4	0- 1	0- 1	HOME	0- 0	2- 2	8- 0			
8- 4	0- 1	0- 1	AWAY	0- 0	2- 2	6- 0			
2- 1	0- 0	1- 0	NEUTRAL	0- 1	0- 0	1- 0			
8- 3	0- 0	1- 2	NON-CONFERENCE	0- 1	0- 0	7- 0			
4- 1	0- 0	0- 1	HOME	0- 0	0- 0	4- 0			
2- 1	0- 0	0- 1	AWAY	0- 0	0- 0	2- 0			
2- 1	0- 0	1- 0	NEUTRAL	0- 1	0- 0	1- 0			
12- 6	0- 2	0- 0	CONFERENCE	0- 0	4- 4	8- 0			
6- 3	0- 1	0- 0	HOME	0- 0	2- 2	4- 0			
6- 3	0- 1	0- 0	AWAY	0- 0	2- 2	4- 0			
0- 0	0- 0	0- 0	NEUTRAL	0- 0	0- 0	0- 0			

RPI 1-25				RPI 26-50				RPI 51-100				RPI 101+ Team's RPI: 102			
RPI	S	Opponent	Score	RPI	S	Opponent	Score	RPI	S	Opponent	Score	RPI	S	Opponent	Score
25	A	Green Bay	55 70	26	N	George Washington	77 71	58	N	Iowa	77 83	126	A	Youngstown St.	69 72
25	H	Green Bay	58 63	28	A	Miami (FL)	67 80					126	H	Youngstown St.	77 66
				39	H	Georgia	57 63					143	A	Detroit	89 71
												143	H	Detroit	93 95
												148	A	Milwaukee	57 68
												148	H	Milwaukee	60 82
												150	A	Northern Ky.	76 65
												150	H	Northern Ky.	66 61
												178	A	Eastern Ky.	71 69
												179	H	Butler	66 53
												204	A	Oakland	77 72
												204	H	Oakland	79 63
												241	A	Valparaiso	65 54
												241	H	Valparaiso	80 63
												252	A	Ill.-Chicago	80 72
												252	H	Ill.-Chicago	73 62
												261	A	Cleveland St.	93 65
												261	H	Cleveland St.	81 64
												269	H	Austin Peay	77 56
												285	N	Houston	75 61
												318	H	Southeastern La.	106 72
												319	A	Kent St.	73 68
												333	H	Lipscomb	92 65
LAST 12 Division I GAMES:															
126	H	Youngstown St.	77 66	150	A	Northern Ky.	76 65								
261	H	Cleveland St.	81 64	252	A	Ill.-Chicago	80 72								
148	A	Milwaukee	57 68	241	A	Valparaiso	65 54								
25	A	Green Bay	55 70	261	A	Cleveland St.	93 65								
143	H	Detroit	93 95	126	A	Youngstown St.	69 72								
204	H	Oakland	79 63	25	H	Green Bay	58 63								

Non-Div I Games: Mt. St. Joseph 117 26 Cincinnati Christian 107 44

Wright St.

■ Loss,
 ■ Non-Conf,
 ■ S Site,
 ■ Home
 ■ Away
 N Neutral

Wyoming

Through Games Of March 6, 2016

Average RPI Win:	246	WON-LOST	WINNING	LAST 10	STRENGTH OF	OPP. STRENGTH	TEAM	ADJ.	CONF.	ADJ CONF.
Average RPI Loss:	160	RECORD	PCT. RANK	GAMES	SCHEDULE	OF SCHEDULE	RPI	RPI	RPI	RPI
DIV. I ONLY	12- 15	210	3- 7	252	229	244	244	20	20	
DIV. I NON-CONF.	6- 3	99	0- 0	218	271	130	130	20	20	
TOTALS	RPI 1-25	RPI 26-50	W-L RECORDS	RPI 51-100	RPI 101-150	RPI 150+				
12- 15	0- 0	0- 3	OVERALL	0- 0	1- 5	11- 7				
9- 5	0- 0	0- 2	HOME	0- 0	1- 1	8- 2				
3- 10	0- 0	0- 1	AWAY	0- 0	0- 4	3- 5				
0- 0	0- 0	0- 0	NEUTRAL	0- 0	0- 0	0- 0				
6- 3	0- 0	0- 1	NON-CONFERENCE	0- 0	0- 2	6- 0				
4- 1	0- 0	0- 1	HOME	0- 0	0- 0	4- 0				
2- 2	0- 0	0- 0	AWAY	0- 0	0- 2	2- 0				
0- 0	0- 0	0- 0	NEUTRAL	0- 0	0- 0	0- 0				
6- 12	0- 0	0- 2	CONFERENCE	0- 0	1- 3	5- 7				
5- 4	0- 0	0- 1	HOME	0- 0	1- 1	4- 2				
1- 8	0- 0	0- 1	AWAY	0- 0	0- 2	1- 5				
0- 0	0- 0	0- 0	NEUTRAL	0- 0	0- 0	0- 0				

RPI S	Opponent	Score	RPI S	Opponent	Score	RPI S	Opponent	Score	RPI S	Opponent	Score	Team's RPI: 244
44	A Colorado St.	42 63	44	H Colorado St.	57 62		109	A Gonzaga	57 61			
46	H St. Mary's (CA)	64 70					117	A Fresno St.	52 64			
							117	H Fresno St.	42 49			
							135	A Idaho	57 61			
							149	A Boise St.	49 58			
							149	H Boise St.	82 58			
							151	H Montana St.	75 69			
							162	H Montana	68 61			
							176	H New Mexico	66 48			
							192	A San Jose St.	51 65			
							192	H San Jose St.	66 67			
							200	H Colorado	77 68			
							202	A UNLV	37 66			
							202	H UNLV	80 57			
							224	A Utah St.	75 84			
							255	A San Diego St.	40 53			
							255	H San Diego St.	77 84			
							267	H UC Santa Barbara	76 67			
							300	A Denver	75 64			
							321	A Nevada	65 68			
							321	H Nevada	68 53			
							339	A Cal St. Fullerton	61 56			
							341	A Air Force	67 45			
							341	H Air Force	84 56			
LAST 12 Division I GAMES:												
192	A San Jose St.	51 65	224	A Utah St.	75 84							
202	H UNLV	80 57	341	H Air Force	84 56							
255	A San Diego St.	40 53	44	A Colorado St.	42 63							
44	H Colorado St.	57 62	117	H Fresno St.	42 49							
117	A Fresno St.	52 64	149	A Boise St.	49 58							
149	H Boise St.	82 58	321	A Nevada	65 68							

Non-Div I Games: Chadron St. 81 53

Wyoming

■ Loss,
 ■ Non-Conf, S Site,
 ■ Home
 ■ Away
 N Neutral

Average RPI Win:	218	WON-LOST	WINNING	LAST 10	STRENGTH OF	OPP. STRENGTH	TEAM	ADJ.	CONF.	ADJ CONF.
Average RPI Loss:	69	RECORD	PCT. RANK	GAMES	SCHEDULE	OF SCHEDULE	RPI	RPI	RPI	RPI
DIV. I ONLY	17- 13	137	3- 7	224	80	168	168	6	6	
DIV. I NON-CONF.	9- 2	37	0- 0	333	256	182	182	6	6	
TOTALS	RPI 1-25	RPI 26-50	W-L RECORDS	RPI 51-100	RPI 101-150	RPI 150+				
17- 13	0- 2	0- 2	OVERALL	3- 7	1- 1	13- 1				
15- 4	0- 1	0- 1	HOME	3- 2	1- 0	11- 0				
2- 8	0- 0	0- 0	AWAY	0- 0	0- 0	2- 0				
0- 1	0- 0	0- 0	NEUTRAL	0- 0	0- 0	0- 1				
9- 2	0- 0	0- 0	NON-CONFERENCE	0- 2	0- 0	9- 0				
9- 1	0- 0	0- 0	HOME	0- 1	0- 0	9- 0				
0- 1	0- 0	0- 0	AWAY	0- 1	0- 0	0- 0				
0- 0	0- 0	0- 0	NEUTRAL	0- 0	0- 0	0- 0				
8- 11	0- 2	0- 2	CONFERENCE	3- 5	1- 1	4- 1				
6- 3	0- 1	0- 1	HOME	3- 1	1- 0	2- 0				
2- 7	0- 1	0- 1	AWAY	0- 4	0- 1	2- 0				
0- 1	0- 0	0- 0	NEUTRAL	0- 0	0- 0	0- 1				

RPI	S	Opponent	Score	RPI	S	Opponent	Score	RPI	S	Opponent	Score	RPI	S	Opponent	Score	Team's RPI: 168
20	A	DePaul	52 82	34	A	Seton Hall	66 82	51	A	St. John's (NY)	41 57	121	A	Creighton	47 74	
20	H	DePaul	53 70	34	H	Seton Hall	67 72	51	H	St. John's (NY)	56 69	121	H	Creighton	57 55	
								53	A	Villanova	55 58	175	H	Radford	63 56	
								53	H	Villanova	74 67	179	A	Butler	73 63	
								67	H	Middle Tenn.	53 62	179	H	Butler	55 47	
								75	A	Michigan	54 92	179	N	Butler	47 48	
								97	A	Marquette	69 74	219	H	Binghamton	64 55	
								97	H	Marquette	71 66	237	H	Cincinnati	65 56	
								100	A	Georgetown	51 63	265	A	Providence	62 54	
								100	H	Georgetown	59 54	265	H	Providence	72 47	
												274	H	UMES	61 56	
												280	H	Tennessee Tech	64 47	
												288	H	Kennesaw St.	62 59	
												318	H	Southeastern La.	67 27	
												330	H	Evansville	65 57	
												332	H	Howard	70 47	
LAST 12 Division I GAMES:																
179	N	Butler	47 48	20	A	DePaul	52 82									
100	A	Georgetown	51 63	121	H	Creighton	57 55									
53	A	Villanova	55 58	265	H	Providence	72 47									
34	H	Seton Hall	67 72	179	H	Butler	55 47									
51	H	St. John's (NY)	56 69	51	A	St. John's (NY)	41 57									
97	A	Marquette	69 74	34	A	Seton Hall	66 82									

Non-Div I Games:

Xavier

■ Loss,
■ Non-Conf,
■ S Site,
■ H Home
■ A Away
N Neutral

Y

Y

Yale

Page 365

Average RPI Win:	204	WON-LOST	WINNING	LAST 10	STRENGTH OF	OPP. STRENGTH	TEAM	ADJ.	CONF.	ADJ CONF.
Average RPI Loss:	146	RECORD	PCT. RANK	GAMES	SCHEDULE	OF SCHEDULE	RPI	RPI	RPI	RPI
DIV. I ONLY	16- 11	121	4- 6	144	183	126	126	14	14	
DIV. I NON-CONF.	7- 2	57	0- 0	236	278	92	92	16	16	
TOTALS	RPI 1-25	RPI 26-50	W-L RECORDS	RPI 51-100	RPI 101-150	RPI 150+				
16- 11	0- 2	0- 0	OVERALL	1- 0	4- 6	11- 3				
10- 4	0- 1	0- 0	HOME	0- 0	2- 2	8- 1				
6- 7	0- 1	0- 0	AWAY	1- 0	2- 4	3- 2				
0- 0	0- 0	0- 0	NEUTRAL	0- 0	0- 0	0- 0				
7- 2	0- 0	0- 0	NON-CONFERENCE	1- 0	0- 2	6- 0				
5- 0	0- 0	0- 0	HOME	0- 0	0- 0	5- 0				
2- 2	0- 0	0- 0	AWAY	1- 0	0- 2	1- 0				
0- 0	0- 0	0- 0	NEUTRAL	0- 0	0- 0	0- 0				
9- 9	0- 2	0- 0	CONFERENCE	0- 0	4- 4	5- 3				
5- 4	0- 1	0- 0	HOME	0- 0	2- 2	3- 1				
4- 5	0- 1	0- 0	AWAY	0- 0	2- 2	2- 2				
0- 0	0- 0	0- 0	NEUTRAL	0- 0	0- 0	0- 0				

RPI 1-25	RPI 26-50	RPI 51-100	RPI 101+	Team's RPI: 126
RPI S Opponent Score	RPI S Opponent Score	RPI S Opponent Score	RPI S Opponent Score	
25 Green Bay 35 69		89 Bucknell 55 47	102 Wright St. 66 77	
25 Green Bay 60 68			102 Wright St. 72 69	
			122 Akron 49 74	
			130 Penn St. 51 68	
			143 Detroit 72 70	
			143 Detroit 68 69	
			148 Milwaukee 70 62	
			148 Milwaukee 69 67	
			150 Northern Ky. 59 70	
			150 Northern Ky. 77 88	
			175 Radford 54 53	
			204 Oakland 96 77	
			204 Oakland 67 63	
			209 Robert Morris 55 46	
			223 Canisius 53 51	
			241 Valparaiso 60 65	
			241 Valparaiso 87 66	
			252 Ill.-Chicago 69 64	
			252 Ill.-Chicago 62 41	
			258 Tennessee St. 69 58	
			261 Cleveland St. 68 75	
			261 Cleveland St. 43 53	
			289 Niagara 71 54	
			319 Kent St. 91 61	
LAST 12 Division I GAMES:				
102 Wright St. 66 77	25 Green Bay 35 69			
150 Northern Ky. 59 70	143 Detroit 68 69			
252 Ill.-Chicago 62 41	204 Oakland 67 63			
241 Valparaiso 87 66	150 Northern Ky. 77 88			
261 Cleveland St. 43 53	102 Wright St. 72 69			
148 Milwaukee 70 62	241 Valparaiso 60 65			

Non-Div I Games: Lake Erie 89 61 Salem Int'l 80 40

Youngstown St.

Loss, Non-Conf, S Site, Home Away N Neutral