

Average RPI Win:	287	WON-LOST	WINNING	LAST 10	STRENGTH OF	OPP. STRENGTH	TEAM	ADJ.	CONF.	ADJ CONF.
Average RPI Loss:	187	RECORD	PCT. RANK	GAMES	SCHEDULE	OF SCHEDULE	RPI	RPI	RPI	RPI
DIV. I ONLY	8- 19	283	3- 7	280	309	313	313	25	25	
DIV. I NON-CONF.	2- 7	280	0- 0	223	320	320	320	26	26	
TOTALS	RPI 1-25	RPI 26-50	W-L RECORDS	RPI 51-100	RPI 101-150	RPI 150+				
8- 19	0- 0	0- 0	OVERALL	0- 3	0- 4	8- 12				
6- 9	0- 0	0- 0	HOME	0- 2	0- 1	6- 6				
2- 9	0- 0	0- 0	AWAY	0- 1	0- 2	2- 6				
0- 1	0- 0	0- 0	NEUTRAL	0- 0	0- 1	0- 0				
2- 7	0- 0	0- 0	NON-CONFERENCE	0- 0	0- 2	2- 5				
2- 4	0- 0	0- 0	HOME	0- 0	0- 1	2- 3				
0- 2	0- 0	0- 0	AWAY	0- 0	0- 0	0- 2				
0- 1	0- 0	0- 0	NEUTRAL	0- 0	0- 1	0- 0				
6- 12	0- 0	0- 0	CONFERENCE	0- 3	0- 2	6- 7				
4- 5	0- 0	0- 0	HOME	0- 2	0- 0	4- 3				
2- 7	0- 0	0- 0	AWAY	0- 1	0- 2	2- 4				
0- 0	0- 0	0- 0	NEUTRAL	0- 0	0- 0	0- 0				

RPI 1-25				RPI 26-50				RPI 51-100				RPI 101+				Team's RPI: 313	
RPI	S	Opponent	Score	RPI	S	Opponent	Score	RPI	S	Opponent	Score	RPI	S	Opponent	Score		
								76	A	Abilene Christian	52 63	107	N	New Mexico St.	51 70		
								76	H	Abilene Christian	65 71	114	A	Northwestern St.	43 60		
								99	H	Central Ark.	55 66	144	A	McNeese St.	51 72		
												148	H	East Carolina	46 82		
												158	A	Fordham	49 67		
												189	H	Cal Poly	45 56		
												191	H	UTRGV	49 46		
												197	A	SFA	59 72		
												197	H	SFA	66 71		
												204	H	UNLV	51 65		
												234	H	Rice	60 55		
												235	A	Texas Southern	43 51		
												236	A	Sam Houston St.	57 75		
												236	H	Sam Houston St.	81 71		
												250	A	Houston Baptist	51 55		
												250	H	Houston Baptist	59 73		
												285	H	Houston	73 76		
												288	A	Lamar	70 75		
												304	H	Nicholls St.	62 64		
												317	H	Southeastern La.	69 67		
												329	A	Incarnate Word	57 56		
												329	H	Incarnate Word	69 55		
												331	A	New Orleans	75 64		
												331	H	New Orleans	73 59		
LAST 12 Division I GAMES:																	
				76	A	Abilene Christian	52 63	331	A	New Orleans	75 64						
				250	A	Houston Baptist	51 55	236	H	Sam Houston St.	81 71						
				236	A	Sam Houston St.	57 75	250	H	Houston Baptist	59 73						
				329	H	Incarnate Word	69 55	197	H	SFA	66 71						
				76	H	Abilene Christian	65 71	329	A	Incarnate Word	57 56						
				197	A	SFA	59 72	331	H	New Orleans	73 59						

Non-Div I Games: Western N.M. 57 42 Angelo St. 80 85

A&M-Corpus Christi

Loss, Non-Conf, S Site, H Home A Away N Neutral

Division I				Through Games of March 9, 2010						
Average RPI Win:	238	WON-LOST	WINNING	LAST 10	STRENGTH OF	OPP. STRENGTH	TEAM	ADJ.	CONF.	ADJ CONF.
Average RPI Loss:	157	RECORD	PCT. RANK	GAMES	SCHEDULE	OF SCHEDULE	RPI	RPI	RPI	RPI
DIV. I ONLY	22- 3	10	9- 1	316	242	76	76	25	25	
DIV. I NON-CONF.	5- 2	86	0- 0	100	106	41	41	26	26	
TOTALS	RPI 1-25	RPI 26-50	W-L RECORDS	RPI 51-100	RPI 101-150	RPI 150+				
22- 3	0- 0	0- 1	OVERALL	2- 0	3- 1	17- 1				
10- 0	0- 0	0- 0	HOME	0- 0	2- 0	8- 0				
10- 3	0- 0	0- 1	AWAY	1- 0	1- 1	8- 1				
2- 0	0- 0	0- 0	NEUTRAL	1- 0	0- 0	1- 0				
5- 2	0- 0	0- 1	NON-CONFERENCE	1- 0	1- 1	3- 0				
1- 0	0- 0	0- 0	HOME	0- 0	0- 0	1- 0				
2- 2	0- 0	0- 1	AWAY	0- 0	1- 1	1- 0				
2- 0	0- 0	0- 0	NEUTRAL	1- 0	0- 0	1- 0				
17- 1	0- 0	0- 0	CONFERENCE	1- 0	2- 0	14- 1				
9- 0	0- 0	0- 0	HOME	0- 0	2- 0	7- 0				
8- 1	0- 0	0- 0	AWAY	1- 0	0- 0	7- 1				
0- 0	0- 0	0- 0	NEUTRAL	0- 0	0- 0	0- 0				

[illegible]

Non-Div I Games:	Southwest (NM)	91	39	Schreiner	79	51	Wayland Baptist	96	71	Missouri Valley	96	35	Abilene Christian
------------------	----------------	----	----	-----------	----	----	-----------------	----	----	-----------------	----	----	-------------------

Loss, Non-Conf, S Site, H Home A Away N Neutral

Air Force

Through Games Of March 5, 2016

Average RPI Win:	321	WON-LOST	WINNING	LAST 10	STRENGTH OF	OPP. STRENGTH	TEAM	ADJ.	CONF.	ADJ CONF.
Average RPI Loss:	182	RECORD	PCT. RANK	GAMES	SCHEDULE	OF SCHEDULE	RPI	RPI	RPI	RPI
DIV. I ONLY	1- 28	349	1- 9	210	210	341	341	20	20	
DIV. I NON-CONF.	0- 11	338	0- 0	231	198	340	340	20	20	
TOTALS	RPI 1-25	RPI 26-50	W-L RECORDS	RPI 51-100	RPI 101-150	RPI 150+				
1- 28	0- 0	0- 2	OVERALL	0- 3	0- 4	1- 19				
1- 11	0- 0	0- 1	HOME	0- 1	0- 1	1- 8				
0- 17	0- 0	0- 1	AWAY	0- 2	0- 3	0- 11				
0- 0	0- 0	0- 0	NEUTRAL	0- 0	0- 0	0- 0				
0- 11	0- 0	0- 0	NON-CONFERENCE	0- 3	0- 1	0- 7				
0- 3	0- 0	0- 0	HOME	0- 1	0- 0	0- 2				
0- 8	0- 0	0- 0	AWAY	0- 2	0- 1	0- 5				
0- 0	0- 0	0- 0	NEUTRAL	0- 0	0- 0	0- 0				
1- 17	0- 0	0- 2	CONFERENCE	0- 0	0- 3	1- 12				
1- 8	0- 0	0- 1	HOME	0- 0	0- 1	1- 6				
0- 9	0- 0	0- 1	AWAY	0- 0	0- 2	0- 6				
0- 0	0- 0	0- 0	NEUTRAL	0- 0	0- 0	0- 0				

RPI S	Opponent	Score	RPI S	Opponent	Score	RPI S	Opponent	Score	RPI S	Opponent	Score	Team's RPI: 341
46	A Colorado St.	47 71	46	H Colorado St.	48 81	61	A Santa Clara	34 68	110	A Gonzaga	35 88	
						73	A Vanderbilt	29 86	118	A Fresno St.	46 70	
						85	H Eastern Mich.	59 72	118	H Fresno St.	48 63	
									150	A Boise St.	48 61	
									169	A George Mason	52 69	
									176	A New Mexico	36 58	
									176	H New Mexico	33 63	
									180	A Eastern Wash.	44 65	
									190	A UC Davis	40 66	
									193	A San Jose St.	60 81	
									193	H San Jose St.	49 72	
									204	A UNLV	51 62	
									204	H UNLV	56 60	
									225	A Utah St.	40 64	
									225	H Utah St.	53 66	
									228	A Navy	46 64	
									229	H Grand Canyon	39 73	
									243	A Wyoming	56 84	
									243	H Wyoming	45 67	
									255	H San Diego St.	66 69	
									301	H Denver	48 57	
									321	A Nevada	57 68	
									321	H Nevada	59 53	
									334	A Southern Utah	56 75	
LAST 12 Division I GAMES:												
46	H Colorado St.	48 81	321	H Nevada	59 53							
225	A Utah St.	40 64	150	A Boise St.	48 61							
118	H Fresno St.	48 63	243	A Wyoming	56 84							
176	A New Mexico	36 58	193	H San Jose St.	49 72							
204	A UNLV	51 62	176	H New Mexico	33 63							
255	H San Diego St.	66 69	118	A Fresno St.	46 70							

Non-Div I Games:

Air Force

■ Loss,
 ■ Non-Conf, S Site,
 ■ Home
 ■ Away
 N Neutral

Average RPI Win: 211	WON-LOST	WINNING	LAST 10	STRENGTH OF	OPP. STRENGTH	TEAM	ADJ.	CONF.	ADJ CONF.
Average RPI Loss: 106	RECORD	PCT. RANK	GAMES	SCHEDULE	OF SCHEDULE	RPI	RPI	RPI	RPI
DIV. I ONLY	16- 12	132	7- 3	124	135	122	122	11	11
DIV. I NON-CONF.	5- 5	160	0- 0	183	129	161	161	13	13
TOTALS	RPI 1-25	RPI 26-50	W-L RECORDS	RPI 51-100	RPI 101-150	RPI 150+			
16- 12	0- 0	0- 2	OVERALL	2- 6	5- 1	9- 3			
9- 4	0- 0	0- 1	HOME	1- 2	3- 0	5- 1			
7- 6	0- 0	0- 1	AWAY	1- 3	2- 1	4- 1			
0- 2	0- 0	0- 0	NEUTRAL	0- 1	0- 0	0- 1			
5- 5	0- 0	0- 0	NON-CONFERENCE	0- 3	2- 0	3- 2			
3- 1	0- 0	0- 0	HOME	0- 1	1- 0	2- 0			
2- 2	0- 0	0- 0	AWAY	0- 1	1- 0	1- 1			
0- 2	0- 0	0- 0	NEUTRAL	0- 1	0- 0	0- 1			
11- 7	0- 0	0- 2	CONFERENCE	2- 3	3- 1	6- 1			
6- 3	0- 0	0- 1	HOME	1- 1	2- 0	3- 1			
5- 4	0- 0	0- 1	AWAY	1- 2	1- 1	3- 0			
0- 0	0- 0	0- 0	NEUTRAL	0- 0	0- 0	0- 0			

RPI S	Opponent	Score	RPI S	Opponent	Score	RPI S	Opponent	Score	RPI S	Opponent	Score	Team's RPI: 122
42	A Ohio	55 75	42	H Ohio	73 101	57	A Ball St.	71 78	105	H Toledo	81 71	
						68	H FGCU	64 82	126	H Youngstown St.	74 49	
						70	A Central Mich.	60 81	131	A Buffalo	69 61	
						70	H Central Mich.	77 97	131	H Buffalo	62 49	
						81	A San Diego	65 86	140	A Western Mich.	65 69	
						85	A Eastern Mich.	68 65	149	A Northern Ky.	77 75	
						85	H Eastern Mich.	75 72	164	A Fla. Atlantic	77 91	
						98	N UNI	51 59	175	N Northern Colo.	65 78	
									240	A Valparaiso	85 74	
									257	A Bowling Green	71 55	
									257	H Bowling Green	71 61	
									259	H Northern Ill.	58 65	
									278	H UCF	74 54	
									282	A Miami (OH)	65 62	
									282	H Miami (OH)	77 65	
									319	A Kent St.	70 60	
									319	H Kent St.	78 66	
									326	H Winthrop	76 59	
LAST 12 Division I GAMES:												
257	H Bowling Green	71 61	140	A Western Mich.	65 69							
131	H Buffalo	62 49	282	H Miami (OH)	77 65							
319	A Kent St.	70 60	57	A Ball St.	71 78							
282	A Miami (OH)	65 62	85	H Eastern Mich.	75 72							
42	H Ohio	73 101	42	A Ohio	55 75							
319	H Kent St.	78 66	70	A Central Mich.	60 81							

Non-Div I Games: Rochester College 103 37

Akron

■ Loss,
 ■ Non-Conf,
 ■ S Site,
 ■ H Home
 ■ A Away
 N Neutral

Alabama

Through Games Of March 5, 2016

Average RPI Win:	207	WON-LOST	WINNING	LAST 10	STRENGTH OF	OPP. STRENGTH	TEAM	ADJ.	CONF.	ADJ CONF.
Average RPI Loss:	56	RECORD	PCT. RANK	GAMES	SCHEDULE	OF SCHEDULE	RPI	RPI	RPI	RPI
DIV. I ONLY	15- 15	165	2- 8	133	60	161	161	2	2	
DIV. I NON-CONF.	11- 2	28	0- 0	318	312	119	119	2	2	
TOTALS	RPI 1-25	RPI 26-50	W-L RECORDS	RPI 51-100	RPI 101-150	RPI 150+				
15- 15	1- 6	1- 1	OVERALL	2- 5	1- 3	10- 0				
13- 4	1- 2	1- 0	HOME	1- 2	1- 0	9- 0				
0- 10	0- 4	0- 1	AWAY	0- 3	0- 2	0- 0				
2- 1	0- 0	0- 0	NEUTRAL	1- 0	0- 1	1- 0				
11- 2	0- 0	0- 0	NON-CONFERENCE	2- 1	0- 1	9- 0				
9- 0	0- 0	0- 0	HOME	1- 0	0- 0	8- 0				
0- 2	0- 0	0- 0	AWAY	0- 1	0- 1	0- 0				
2- 0	0- 0	0- 0	NEUTRAL	1- 0	0- 0	1- 0				
4- 13	1- 6	1- 1	CONFERENCE	0- 4	1- 2	1- 0				
4- 4	1- 2	1- 0	HOME	0- 2	1- 0	1- 0				
0- 8	0- 4	0- 1	AWAY	0- 2	0- 1	0- 0				
0- 1	0- 0	0- 0	NEUTRAL	0- 0	0- 1	0- 0				

RPI	S	Opponent	Score	RPI	S	Opponent	Score	RPI	S	Opponent	Score	RPI	S	Opponent	Score	Team's RPI: 161
3	H	South Carolina	46 66	39	H	Georgia	64 50	56	A	Auburn	59 72	104	A	UT Martin	65 83	
12	A	Kentucky	48 73	43	A	Missouri	52 63	56	H	Auburn	55 59	119	H	LSU	62 45	
20	H	Texas A&M	56 59					67	N	Middle Tenn.	64 46	119	N	LSU	49 58	
22	A	Mississippi St.	52 61					72	A	Georgia Tech	58 70	139	A	Arkansas	67 69	
24	A	Florida	72 80					73	A	Vanderbilt	52 67	177	H	Ole Miss	48 37	
25	A	Tennessee	42 70					73	H	Vanderbilt	48 54	186	H	Grambling	72 57	
25	H	Tennessee	54 46					91	H	Georgetown	78 66	213	N	Utah Valley	67 60	
												262	H	Appalachian St.	93 59	
												273	H	Georgia St.	72 56	
												295	H	Alcorn	97 50	
												325	H	North Florida	69 47	
												335	H	Lipscomb	68 49	
												346	H	Alabama A&M	96 44	
												349	H	Mississippi Val.	98 35	
LAST 12 Division I GAMES:																
119	N	LSU	49 58	56	H	Auburn	55 59									
22	A	Mississippi St.	52 61	177	H	Ole Miss	48 37									
25	H	Tennessee	54 46	25	A	Tennessee	42 70									
3	H	South Carolina	46 66	20	H	Texas A&M	56 59									
139	A	Arkansas	67 69	73	A	Vanderbilt	52 67									
43	A	Missouri	52 63	24	A	Florida	72 80									

Non-Div I Games:

Alabama

■ Loss,
 ■ Non-Conf, S Site,
 ■ Home
 ■ Away
 N Neutral

Average RPI Win:	344	WON-LOST	WINNING	LAST 10	STRENGTH OF	OPP. STRENGTH	TEAM	ADJ.	CONF.	ADJ CONF.
Average RPI Loss:	219	RECORD	PCT. RANK	GAMES	SCHEDULE	OF SCHEDULE	RPI	RPI	RPI	RPI
DIV. I ONLY	3- 24	339	1- 9	307	347	346	346	31	31	
DIV. I NON-CONF.	0- 9	338	0- 0	166	253	330	330	31	31	
TOTALS	RPI 1-25	RPI 26-50	W-L RECORDS	RPI 51-100	RPI 101-150	RPI 150+				
3- 24	0- 0	0- 0	OVERALL	0- 2	0- 2	3- 20				
2- 12	0- 0	0- 0	HOME	0- 2	0- 1	2- 9				
1- 12	0- 0	0- 0	AWAY	0- 0	0- 1	1- 11				
0- 0	0- 0	0- 0	NEUTRAL	0- 0	0- 0	0- 0				
0- 9	0- 0	0- 0	NON-CONFERENCE	0- 2	0- 2	0- 5				
0- 5	0- 0	0- 0	HOME	0- 2	0- 1	0- 2				
0- 4	0- 0	0- 0	AWAY	0- 0	0- 1	0- 3				
0- 0	0- 0	0- 0	NEUTRAL	0- 0	0- 0	0- 0				
3- 15	0- 0	0- 0	CONFERENCE	0- 0	0- 0	3- 15				
2- 7	0- 0	0- 0	HOME	0- 0	0- 0	2- 7				
1- 8	0- 0	0- 0	AWAY	0- 0	0- 0	1- 8				
0- 0	0- 0	0- 0	NEUTRAL	0- 0	0- 0	0- 0				

RPI S	Opponent	Score	RPI S	Opponent	Score	RPI S	Opponent	Score	RPI S	Opponent	Score	Team's RPI: 346
						53	H Saint Louis	60 91	111	H Samford	30 54	
						78	H Belmont	28 78	133	A Marshall	45 81	
									155	A Southern U.	38 77	
									155	H Southern U.	62 68	
									161	A Alabama	44 96	
									177	A Ole Miss	42 103	
									186	A Grambling	56 75	
									186	H Grambling	67 75	
									232	H Southeast Mo. St.	58 69	
									235	A Texas Southern	41 72	
									235	H Texas Southern	38 57	
									251	A Alabama St.	50 86	
									251	H Alabama St.	63 77	
									263	H Murray St.	59 76	
									279	A Prairie View	72 93	
									279	H Prairie View	52 67	
									295	A Alcorn	52 68	
									295	H Alcorn	64 81	
									306	A Morehead St.	69 112	
									308	A Jackson St.	58 59	
									308	H Jackson St.	66 69	
									333	A Ark.-Pine Bluff	60 69	
									333	H Ark.-Pine Bluff	78 70	
									349	A Mississippi Val.	84 74	
									349	H Mississippi Val.	79 68	
LAST 12 Division I GAMES:												
			308	H Jackson St.	66 69		251	H Alabama St.	63 77			
			186	H Grambling	67 75		349	A Mississippi Val.	84 74			
			279	A Prairie View	72 93		333	A Ark.-Pine Bluff	60 69			
			235	A Texas Southern	41 72		235	H Texas Southern	38 57			
			155	H Southern U.	62 68		279	H Prairie View	52 67			
			295	H Alcorn	64 81		155	A Southern U.	38 77			

Non-Div I Games: Tuskegee 66 55

Alabama A&M

■ Loss,
 ■ Non-Conf, S Site,
 ■ Home
 ■ Away
 N Neutral

Average RPI Win:	285	WON-LOST	WINNING	LAST 10	STRENGTH OF	OPP. STRENGTH	TEAM	ADJ.	CONF.	ADJ CONF.
Average RPI Loss:	196	RECORD	PCT. RANK	GAMES	SCHEDULE	OF SCHEDULE	RPI	RPI	RPI	RPI
DIV. I ONLY	15- 11	130	8- 2	332	344	251	251	31	31	
DIV. I NON-CONF.	1- 7	318	0- 0	241	226	322	322	31	31	
TOTALS	RPI 1-25	RPI 26-50	W-L RECORDS	RPI 51-100	RPI 101-150	RPI 150+				
15- 11	0- 0	0- 0	OVERALL	0- 1	0- 2	15- 8				
8- 5	0- 0	0- 0	HOME	0- 0	0- 2	8- 3				
6- 5	0- 0	0- 0	AWAY	0- 1	0- 0	6- 4				
1- 1	0- 0	0- 0	NEUTRAL	0- 0	0- 0	1- 1				
1- 7	0- 0	0- 0	NON-CONFERENCE	0- 1	0- 2	1- 4				
0- 4	0- 0	0- 0	HOME	0- 0	0- 2	0- 2				
0- 2	0- 0	0- 0	AWAY	0- 1	0- 0	0- 1				
1- 1	0- 0	0- 0	NEUTRAL	0- 0	0- 0	1- 1				
14- 4	0- 0	0- 0	CONFERENCE	0- 0	0- 0	14- 4				
8- 1	0- 0	0- 0	HOME	0- 0	0- 0	8- 1				
6- 3	0- 0	0- 0	AWAY	0- 0	0- 0	6- 3				
0- 0	0- 0	0- 0	NEUTRAL	0- 0	0- 0	0- 0				

RPI 1-25			RPI 26-50			RPI 51-100			RPI 101+			Team's RPI: 251
RPI	S	Opponent	Score	RPI	S	Opponent	Score	RPI	S	Opponent	Score	
						72 A Georgia Tech	54 80			111 H Samford	35 54	
										141 H Troy	59 73	
										155 A Southern U.	60 59	
										155 H Southern U.	55 57	
										171 A Southern Miss.	44 65	
										185 H South Ala.	43 47	
										186 A Grambling	69 89	
										186 H Grambling	69 60	
										231 N Siena	57 53	
										235 A Texas Southern	58 48	
										235 H Texas Southern	57 51	
										256 N Tennessee St.	64 74	
										279 A Prairie View	60 63	
										279 H Prairie View	65 54	
										292 H Savannah St.	49 60	
										295 A Alcorn	52 51	
										295 H Alcorn	64 51	
										308 A Jackson St.	69 70	
										308 H Jackson St.	63 57	
										333 A Ark.-Pine Bluff	68 53	
										333 H Ark.-Pine Bluff	72 63	
										346 A Alabama A&M	77 63	
										346 H Alabama A&M	86 50	
										349 A Mississippi Val.	79 51	
										349 H Mississippi Val.	100 50	
LAST 12 Division I GAMES:												
						186 H Grambling	69 60			346 A Alabama A&M	77 63	
						308 H Jackson St.	63 57			333 A Ark.-Pine Bluff	68 53	
						235 A Texas Southern	58 48			349 A Mississippi Val.	79 51	
						279 A Prairie View	60 63			279 H Prairie View	65 54	
						295 H Alcorn	64 51			235 H Texas Southern	57 51	
						155 H Southern U.	55 57			295 A Alcorn	52 51	

Non-Div I Games: Mobile 71 56

Alabama St.

■ Loss,
 ■ Non-Conf,
 ■ S Site,
 ■ Home
 ■ A Away
 N Neutral

Average RPI Win:	221	WON-LOST	WINNING	LAST 10	STRENGTH OF	OPP. STRENGTH	TEAM	ADJ.	CONF.	ADJ CONF.
Average RPI Loss:	54	RECORD	PCT. RANK	GAMES	SCHEDULE	OF SCHEDULE	RPI	RPI	RPI	RPI
DIV. I ONLY	25- 4	16	9- 1	243	176	51	51	16	16	
DIV. I NON-CONF.	9- 3	69	0- 0	232	98	72	72	19	19	
TOTALS	RPI 1-25	RPI 26-50	W-L RECORDS	RPI 51-100	RPI 101-150	RPI 150+				
25- 4	0- 1	0- 0	OVERALL	1- 3	1- 0	23- 0				
11- 0	0- 0	0- 0	HOME	1- 0	0- 0	10- 0				
11- 4	0- 1	0- 0	AWAY	0- 3	0- 0	11- 0				
3- 0	0- 0	0- 0	NEUTRAL	0- 0	1- 0	2- 0				
9- 3	0- 1	0- 0	NON-CONFERENCE	0- 2	1- 0	8- 0				
3- 0	0- 0	0- 0	HOME	0- 0	0- 0	3- 0				
4- 3	0- 1	0- 0	AWAY	0- 2	0- 0	4- 0				
2- 0	0- 0	0- 0	NEUTRAL	0- 0	1- 0	1- 0				
16- 1	0- 0	0- 0	CONFERENCE	1- 1	0- 0	15- 0				
8- 0	0- 0	0- 0	HOME	1- 0	0- 0	7- 0				
7- 1	0- 0	0- 0	AWAY	0- 1	0- 0	7- 0				
1- 0	0- 0	0- 0	NEUTRAL	0- 0	0- 0	1- 0				

RPI	S	Opponent	Score	RPI	S	Opponent	Score	RPI	S	Opponent	Score	RPI	S	Opponent	Score
25	A	Tennessee	55 63					55	A	Southern California	67 68	105	N	Toledo	63 55
								66	A	Army West Point	62 65	156	A	Stony Brook	62 49
								69	A	Maine	53 65	156	H	Stony Brook	73 54
								69	H	Maine	64 59	157	H	Yale	74 70
												184	A	UMBC	77 42
												184	H	UMBC	63 39
												190	N	UC Davis	80 70
												200	A	Fairfield	62 50
												211	A	Rhode Island	67 58
												216	A	Hartford	78 41
												216	H	Hartford	84 39
												219	A	Binghamton	59 47
												219	H	Binghamton	64 58
												231	A	Siena	61 42
												233	A	New Hampshire	78 52
												233	H	New Hampshire	85 48
												264	H	Providence	71 58
												266	H	Pepperdine	64 49
												277	A	Vermont	75 40
												277	H	Vermont	72 43
												277	N	Vermont	95 43
												320	A	UMass Lowell	85 55
												320	H	UMass Lowell	88 57
												344	A	Boston U.	83 43
LAST 12 Division I GAMES:															
277	N	Vermont	95 43	219	H	Binghamton	64 58								
216	H	Hartford	84 39	277	A	Vermont	75 40								
320	H	UMass Lowell	88 57	184	H	UMBC	63 39								
156	A	Stony Brook	62 49	216	A	Hartford	78 41								
69	A	Maine	53 65	320	A	UMass Lowell	85 55								
233	H	New Hampshire	85 48	156	H	Stony Brook	73 54								

Non-Div I Games:

Albany (NY)

■ Loss,
 ■ Non-Conf, S Site,
 ■ Home
 ■ Away
 N Neutral

Average RPI Win: 293		WON-LOST	WINNING	LAST 10	STRENGTH OF	OPP. STRENGTH	TEAM	ADJ.	CONF.	ADJ CONF.
Average RPI Loss: 203		RECORD	PCT. RANK	GAMES	SCHEDULE	OF SCHEDULE	RPI	RPI	RPI	RPI
DIV. I ONLY		8- 18	279	6- 4	289	343	295	295	31	31
DIV. I NON-CONF.		0- 8	338	0- 0	72	175	298	298	31	31
TOTALS	RPI 1-25	RPI 26-50		W-L RECORDS		RPI 51-100	RPI 101-150	RPI 150+		
8- 18	0- 0	0- 1		OVERALL		0- 1	0- 4	8- 12		
5- 4	0- 0	0- 0		HOME		0- 0	0- 0	5- 4		
3- 14	0- 0	0- 0		AWAY		0- 1	0- 2	3- 5		
0- 0	0- 0	0- 0		NEUTRAL		0- 0	0- 0	0- 0		
0- 8	0- 0	0- 1		NON-CONFERENCE		0- 1	0- 4	0- 2		
0- 0	0- 0	0- 0		HOME		0- 0	0- 0	0- 0		
0- 8	0- 0	0- 1		AWAY		0- 1	0- 4	0- 2		
0- 0	0- 0	0- 0		NEUTRAL		0- 0	0- 0	0- 0		
8- 10	0- 0	0- 0		CONFERENCE		0- 0	0- 0	8- 10		
5- 4	0- 0	0- 0		HOME		0- 0	0- 0	5- 4		
3- 6	0- 0	0- 0		AWAY		0- 0	0- 0	3- 6		
0- 0	0- 0	0- 0		NEUTRAL		0- 0	0- 0	0- 0		

[illegible]

Non-Div I Games:	Mt. Mercy	60	56	Delta St.	66	57
------------------	-----------	----	----	-----------	----	----

Alcorn

Loss, Non-Conf, S Site, H Home A Away N Neutral

Average RPI Win:	274	WON-LOST	WINNING	LAST 10	STRENGTH OF	OPP. STRENGTH	TEAM	ADJ.	CONF.	ADJ CONF.
Average RPI Loss:	165	RECORD	PCT. RANK	GAMES	SCHEDULE	OF SCHEDULE	RPI	RPI	RPI	RPI
DIV. I ONLY	8- 22	291	3- 7	158	286	276	276	27	27	
DIV. I NON-CONF.	2- 9	296	0- 0	24	169	202	202	27	27	
TOTALS	RPI 1-25	RPI 26-50	W-L RECORDS	RPI 51-100	RPI 101-150	RPI 150+				
8- 22	0- 0	0- 3	OVERALL	0- 6	0- 2	8- 11				
5- 9	0- 0	0- 0	HOME	0- 4	0- 1	5- 4				
3- 13	0- 0	0- 3	AWAY	0- 2	0- 1	3- 7				
0- 0	0- 0	0- 0	NEUTRAL	0- 0	0- 0	0- 0				
2- 9	0- 0	0- 3	NON-CONFERENCE	0- 2	0- 2	2- 2				
1- 3	0- 0	0- 0	HOME	0- 2	0- 1	1- 0				
1- 6	0- 0	0- 3	AWAY	0- 0	0- 1	1- 2				
0- 0	0- 0	0- 0	NEUTRAL	0- 0	0- 0	0- 0				
6- 13	0- 0	0- 0	CONFERENCE	0- 4	0- 0	6- 9				
4- 6	0- 0	0- 0	HOME	0- 2	0- 0	4- 4				
2- 7	0- 0	0- 0	AWAY	0- 2	0- 0	2- 5				
0- 0	0- 0	0- 0	NEUTRAL	0- 0	0- 0	0- 0				

RPI 1-25			RPI 26-50			RPI 51-100			RPI 101+			Team's RPI: 276			
RPI	S	Opponent	Score	RPI	S	Opponent	Score	RPI	S	Opponent	Score	RPI	S	Opponent	Score
				32	A	Princeton	34 72	65	H	Hofstra	51 60	124	A	Pittsburgh	58 76
				33	A	George Washington	48 78	66	A	Army West Point	51 87	138	H	Wake Forest	70 71
				36	A	James Madison	45 74	66	H	Army West Point	42 52	184	A	UMBC	46 47
								88	H	Elon	54 62	203	A	William & Mary	51 62
								89	A	Bucknell	54 60	214	A	Dartmouth	45 41
								89	H	Bucknell	60 66	220	A	Lehigh	59 55
												220	H	Lehigh	52 61
												228	A	Navy	52 65
												228	H	Navy	61 56
												230	A	Loyola Maryland	46 52
												230	H	Loyola Maryland	50 55
												245	H	Manhattan	52 48
												253	A	Holy Cross	54 59
												253	H	Holy Cross	50 59
												299	A	Colgate	49 37
												299	H	Colgate	64 56
												328	A	Lafayette	59 63
												328	H	Lafayette	51 60
												344	A	Boston U.	59 63
												344	H	Boston U.	61 53
												344	H	Boston U.	79 33
LAST 12 Division I GAMES:															
				344	H	Boston U.	61 53	66	A	Army West Point	51 87				
				228	H	Navy	61 56	344	H	Boston U.	79 33				
				230	H	Loyola Maryland	50 55	220	H	Lehigh	52 61				
				228	A	Navy	52 65	89	A	Bucknell	54 60				
				253	H	Holy Cross	50 59	299	H	Colgate	64 56				
				328	A	Lafayette	59 63	253	A	Holy Cross	54 59				

Non-Div I Games:

American

■ Loss,
 ■ Non-Conf,
 ■ S Site,
 ■ H Home
 ■ A Away
 N Neutral

Average RPI Win: 220	WON-LOST	WINNING	LAST 10	STRENGTH OF	OPP. STRENGTH	TEAM	ADJ.	CONF.	ADJ CONF.
Average RPI Loss: 162	RECORD	PCT. RANK	GAMES	SCHEDULE	OF SCHEDULE	RPI	RPI	RPI	RPI
DIV. I ONLY	10- 19	260	4- 6	196	197	262	262	15	15
DIV. I NON-CONF.	3- 6	234	0- 0	216	208	273	273	14	14
TOTALS	RPI 1-25	RPI 26-50	W-L RECORDS	RPI 51-100	RPI 101-150	RPI 150+			
10- 19	0- 0	0- 2	OVERALL	0- 1	2- 7	8- 9			
6- 8	0- 0	0- 1	HOME	0- 0	1- 4	5- 3			
4- 9	0- 0	0- 1	AWAY	0- 0	1- 3	3- 5			
0- 2	0- 0	0- 0	NEUTRAL	0- 1	0- 0	0- 1			
3- 6	0- 0	0- 0	NON-CONFERENCE	0- 1	0- 1	3- 4			
3- 1	0- 0	0- 0	HOME	0- 0	0- 1	3- 0			
0- 3	0- 0	0- 0	AWAY	0- 0	0- 0	0- 3			
0- 2	0- 0	0- 0	NEUTRAL	0- 1	0- 0	0- 1			
7- 13	0- 0	0- 2	CONFERENCE	0- 0	2- 6	5- 5			
3- 7	0- 0	0- 1	HOME	0- 0	1- 3	2- 3			
4- 6	0- 0	0- 1	AWAY	0- 0	1- 3	3- 2			
0- 0	0- 0	0- 0	NEUTRAL	0- 0	0- 0	0- 0			

RPI S	Opponent	Score	RPI S	Opponent	Score	RPI S	Opponent	Score	RPI S	Opponent	Score	Team's RPI: 262
40	A Arkansas St.	60 83	40	H Arkansas St.	74 83	62	N South Dakota	60 87	103	A Little Rock	50 67	
									103	H Little Rock	67 72	
									127	H Liberty	68 74	
									134	A La.-Lafayette	51 60	
									134	H La.-Lafayette	76 59	
									141	A Troy	96 81	
									141	H Troy	89 100	
									147	A UT Arlington	58 65	
									147	H UT Arlington	45 76	
									153	A North Carolina	59 68	
									161	A Alabama	59 93	
									166	H ETSU	70 52	
									185	A South Ala.	55 71	
									185	H South Ala.	54 68	
									196	H Richmond	73 59	
									215	H Furman	92 78	
									223	A Col. of Charleston	50 60	
									241	A Texas St.	76 87	
									241	H Texas St.	90 71	
									272	A La.-Monroe	57 54	
									272	H La.-Monroe	64 52	
									273	A Georgia St.	72 69	
									273	H Georgia St.	75 80	
									290	A Ga. Southern	68 62	
									290	H Ga. Southern	50 65	
									322	N Delaware St.	69 76	
LAST 12 Division I GAMES:												
40	H Arkansas St.	74 83	147	A UT Arlington	58 65							
103	H Little Rock	67 72	241	A Texas St.	76 87							
273	A Georgia St.	72 69	272	H La.-Monroe	64 52							
290	A Ga. Southern	68 62	134	H La.-Lafayette	76 59							
141	H Troy	89 100	185	A South Ala.	55 71							
185	H South Ala.	54 68	141	A Troy	96 81							

Non-Div I Games:

Appalachian St.

■ Loss,
 ■ Non-Conf, S Site,
 ■ Home
 ■ Away
 N Neutral

Average RPI Win:	166	WON-LOST	WINNING	LAST 10	STRENGTH OF	OPP. STRENGTH	TEAM	ADJ.	CONF.	ADJ CONF.
Average RPI Loss:	51	RECORD	PCT. RANK	GAMES	SCHEDULE	OF SCHEDULE	RPI	RPI	RPI	RPI
DIV. I ONLY	13- 19	232	2- 8	28	24	123	123	1	1	
DIV. I NON-CONF.	9- 3	69	0- 0	142	224	86	86	1	1	
TOTALS	RPI 1-25	RPI 26-50	W-L RECORDS	RPI 51-100	RPI 101-150	RPI 150+				
13- 19	0- 8	0- 2	OVERALL	3- 8	2- 0	8- 1				
8- 7	0- 3	0- 1	HOME	1- 3	1- 0	6- 0				
3- 9	0- 1	0- 0	AWAY	1- 1	1- 0	1- 0				
2- 3	0- 1	0- 0	NEUTRAL	1- 1	0- 0	1- 1				
9- 3	0- 0	0- 0	NON-CONFERENCE	0- 2	2- 0	7- 1				
6- 0	0- 0	0- 0	HOME	0- 0	1- 0	5- 0				
2- 1	0- 0	0- 0	AWAY	0- 1	1- 0	1- 0				
1- 2	0- 0	0- 0	NEUTRAL	0- 1	0- 0	1- 1				
4- 16	0- 8	0- 2	CONFERENCE	3- 6	0- 0	1- 0				
2- 7	0- 3	0- 1	HOME	1- 3	0- 0	1- 0				
1- 8	0- 4	0- 1	AWAY	1- 3	0- 0	0- 0				
1- 1	0- 1	0- 0	NEUTRAL	1- 0	0- 0	0- 0				

RPI	S	Opponent	Score	RPI	S	Opponent	Score	RPI	S	Opponent	Score	RPI	S	Opponent	Score	Team's RPI: 123
5	A	Oregon St.	43 71	31	A	Washington	47 63	55	A	Southern California	63 56	105	A	Toledo	62 59	
8	A	UCLA	53 80	31	H	Washington	52 74	55	H	Southern California	57 67	107	H	New Mexico St.	68 64	
8	H	UCLA	39 73					68	N	FGCU	55 57	169	H	George Mason	68 60	
8	N	UCLA	51 72					81	A	San Diego	54 59	172	H	Pacific	69 56	
9	A	Stanford	58 82					84	A	California	56 75	183	H	Louisiana Tech	77 67	
9	H	Stanford	34 59					84	H	California	57 52	192	N	SMU	46 58	
11	A	Arizona St.	49 61					86	A	Oregon	54 76	199	H	Colorado	63 52	
11	H	Arizona St.	47 62					86	N	Oregon	74 68	206	N	Gardner-Webb	79 60	
								87	H	Utah	55 60	217	H	Kansas	67 52	
								94	A	Washington St.	46 67	239	A	North Texas	51 44	
								94	H	Washington St.	61 62	332	H	Howard	65 28	
LAST 12 Division I GAMES:																
		8 N UCLA	51 72			84 A California	56 75									
		86 N Oregon	74 68			9 A Stanford	58 82									
		55 A Southern California	63 56			8 H UCLA	39 73									
		8 A UCLA	53 80			55 H Southern California	57 67									
		94 H Washington St.	61 62			86 A Oregon	54 76									
		31 H Washington	52 74			5 A Oregon St.	43 71									

Non-Div I Games:

Arizona

Average RPI Win:	103	WON-LOST	WINNING	LAST 10	STRENGTH OF	OPP. STRENGTH	TEAM	ADJ.	CONF.	ADJ CONF.
Average RPI Loss:	31	RECORD	PCT. RANK	GAMES	SCHEDULE	OF SCHEDULE	RPI	RPI	RPI	RPI
DIV. I ONLY	25- 6	27	7- 3	17	1	11	11	1	1	
DIV. I NON-CONF.	9- 3	69	0- 0	34	17	36	36	1	1	
TOTALS	RPI 1-25	RPI 26-50	W-L RECORDS	RPI 51-100	RPI 101-150	RPI 150+				
25- 6	5- 4	2- 0	OVERALL	9- 2	3- 0	6- 0				
13- 2	3- 1	1- 0	HOME	5- 1	1- 0	3- 0				
11- 2	2- 2	1- 0	AWAY	4- 0	2- 0	2- 0				
1- 2	0- 1	0- 0	NEUTRAL	0- 1	0- 0	1- 0				
9- 3	2- 2	0- 0	NON-CONFERENCE	1- 1	1- 0	5- 0				
4- 2	1- 1	0- 0	HOME	1- 1	0- 0	2- 0				
4- 0	1- 0	0- 0	AWAY	0- 0	1- 0	2- 0				
1- 1	0- 1	0- 0	NEUTRAL	0- 0	0- 0	1- 0				
16- 3	3- 2	2- 0	CONFERENCE	8- 1	2- 0	1- 0				
9- 0	2- 0	1- 0	HOME	4- 0	1- 0	1- 0				
7- 2	1- 2	1- 0	AWAY	4- 0	1- 0	0- 0				
0- 1	0- 0	0- 0	NEUTRAL	0- 1	0- 0	0- 0				

RPI	S	Opponent	Score	RPI	S	Opponent	Score	RPI	S	Opponent	Score	RPI	S	Opponent	Score
3	N	South Carolina	58 60	31	A	Washington	68 61	55	A	Southern California	50 45	121	A	Hawaii	75 49
5	A	Oregon St.	44 67	31	H	Washington	77 57	55	H	Southern California	69 68	123	A	Arizona	62 47
8	A	UCLA	61 74					71	H	VCU	48 57	123	H	Arizona	61 49
8	H	UCLA	65 61					84	A	California	64 49	192	A	SMU	64 57
9	A	Stanford	63 61					84	H	California	57 49	199	H	Colorado	64 37
9	H	Stanford	49 31					84	N	California	64 75	212	N	CSU Bakersfield	60 47
12	H	Kentucky	64 68					86	A	Oregon	63 58	216	A	Hartford	60 29
13	A	Syracuse	61 54					87	H	Utah	80 60	248	H	Columbia	70 49
15	H	Florida St.	68 56					92	H	Marquette	90 80	298	H	CSUN	69 46
								94	A	Washington St.	63 45				
								94	H	Washington St.	61 39				
LAST 12 Division I GAMES:															
84	N	California	64 75	84	A	California	64 49								
8	A	UCLA	61 74	55	H	Southern California	69 68								
55	A	Southern California	50 45	8	H	UCLA	65 61								
31	H	Washington	77 57	5	A	Oregon St.	44 67								
94	H	Washington St.	61 39	86	A	Oregon	63 58								
9	A	Stanford	63 61	123	A	Arizona	62 47								

Non-Div I Games:

Arizona St.

Average RPI Win:	299	WON-LOST	WINNING	LAST 10	STRENGTH OF	OPP. STRENGTH	TEAM	ADJ.	CONF.	ADJ CONF.
Average RPI Loss:	203	RECORD	PCT. RANK	GAMES	SCHEDULE	OF SCHEDULE	RPI	RPI	RPI	RPI
DIV. I ONLY	6- 19	301	4- 6	325	323	333	333	31	31	
DIV. I NON-CONF.	0- 7	338	0- 0	199	8	323	323	31	31	
TOTALS	RPI 1-25	RPI 26-50	W-L RECORDS	RPI 51-100	RPI 101-150	RPI 150+				
6- 19	0- 0	0- 1	OVERALL	0- 1	0- 3	6- 14				
5- 4	0- 0	0- 0	HOME	0- 0	0- 0	5- 4				
1- 15	0- 0	0- 1	AWAY	0- 0	0- 2	1- 4				
0- 0	0- 0	0- 0	NEUTRAL	0- 0	0- 0	0- 0				
0- 7	0- 0	0- 1	NON-CONFERENCE	0- 1	0- 3	0- 2				
0- 0	0- 0	0- 0	HOME	0- 0	0- 0	0- 0				
0- 7	0- 0	0- 1	AWAY	0- 1	0- 3	0- 2				
0- 0	0- 0	0- 0	NEUTRAL	0- 0	0- 0	0- 0				
6- 12	0- 0	0- 0	CONFERENCE	0- 0	0- 0	6- 12				
5- 4	0- 0	0- 0	HOME	0- 0	0- 0	5- 4				
1- 8	0- 0	0- 0	AWAY	0- 0	0- 0	1- 8				
0- 0	0- 0	0- 0	NEUTRAL	0- 0	0- 0	0- 0				

RPI S	Opponent	Score	RPI S	Opponent	Score	RPI S	Opponent	Score	RPI S	Opponent	Score	Team's RPI: 333
43	A Missouri	34 85	96	A Nebraska	46 96	105	A Toledo	47 74				
						125	A Iowa St.	41 70				
						135	A Texas Tech	40 84				
						155	A Southern U.	70 74				
						155	H Southern U.	61 78				
						165	A UAB	32 82				
						177	A Ole Miss	45 80				
						186	A Grambling	49 67				
						186	H Grambling	83 68				
						235	A Texas Southern	30 57				
						235	H Texas Southern	51 57				
						251	A Alabama St.	63 72				
						251	H Alabama St.	53 68				
						279	A Prairie View	55 70				
						279	H Prairie View	66 70				
						295	A Alcorn	53 81				
						295	H Alcorn	71 69				
						308	A Jackson St.	66 59				
						308	H Jackson St.	71 66				
						346	A Alabama A&M	70 78				
						346	H Alabama A&M	69 60				
						349	A Mississippi Val.	60 62				
						349	H Mississippi Val.	81 53				
LAST 12 Division I GAMES:												
349	H	Mississippi Val.	81	53	155	A	Southern U.	70	74			
308	A	Jackson St.	66	59	251	H	Alabama St.	53	68			
186	A	Grambling	49	67	346	H	Alabama A&M	69	60			
235	H	Texas Southern	51	57	308	H	Jackson St.	71	66			
279	H	Prairie View	66	70	186	H	Grambling	83	68			
295	A	Alcorn	53	81	235	A	Texas Southern	30	57			

Non-Div I Games: Talladega 73 83 Philander Smith 63 51 Tougaloo 65 51 Talladega 68 55 Ark.-Pine Bluff

Loss, Non-Conf, S Site, H Home A Away N Neutral

Arkansas

Through Games Of March 5, 2016

Average RPI Win:	166	WON-LOST	WINNING	LAST 10	STRENGTH OF	OPP. STRENGTH	TEAM	ADJ.	CONF.	ADJ CONF.
Average RPI Loss:	55	RECORD	PCT. RANK	GAMES	SCHEDULE	OF SCHEDULE	RPI	RPI	RPI	RPI
DIV. I ONLY	12- 18	234	3- 7	40	27	139	139	2	2	
DIV. I NON-CONF.	5- 8	209	0- 0	198	117	250	250	2	2	
TOTALS	RPI 1-25	RPI 26-50	W-L RECORDS	RPI 51-100	RPI 101-150	RPI 150+				
12- 18	2- 9	1- 2	OVERALL	1- 4	2- 1	6- 2				
11- 4	2- 2	1- 0	HOME	1- 1	1- 0	6- 1				
1- 10	0- 4	0- 2	AWAY	0- 3	1- 0	0- 1				
0- 4	0- 3	0- 0	NEUTRAL	0- 0	0- 1	0- 0				
5- 8	0- 2	0- 0	NON-CONFERENCE	0- 3	1- 1	4- 2				
5- 2	0- 0	0- 0	HOME	0- 1	1- 0	4- 1				
0- 3	0- 0	0- 0	AWAY	0- 2	0- 0	0- 1				
0- 3	0- 2	0- 0	NEUTRAL	0- 0	0- 1	0- 0				
7- 10	2- 7	1- 2	CONFERENCE	1- 1	1- 0	2- 0				
6- 2	2- 2	1- 0	HOME	1- 0	0- 0	2- 0				
1- 7	0- 4	0- 2	AWAY	0- 1	1- 0	0- 0				
0- 1	0- 1	0- 0	NEUTRAL	0- 0	0- 0	0- 0				

RPI 1-25				RPI 26-50				RPI 51-100				RPI 101+ Team's RPI: 139			
RPI	S	Opponent	Score	RPI	S	Opponent	Score	RPI	S	Opponent	Score	RPI	S	Opponent	Score
3	A	South Carolina	32 85	39	A	Georgia	57 72	52	A	Rutgers	40 60	119	A	LSU	48 44
5	N	Oregon St.	47 63	43	A	Missouri	48 69	56	A	Auburn	60 71	134	N	La.-Lafayette	59 67
7	N	Texas	50 61	43	H	Missouri	64 52	60	A	South Dakota St.	69 76	143	H	Oral Roberts	65 50
12	A	Kentucky	63 77					73	H	Vanderbilt	57 56	161	H	Alabama	69 67
20	H	Texas A&M	67 61					93	H	Missouri St.	54 69	177	H	Ole Miss	60 49
22	A	Mississippi St.	55 80									181	A	Butler	57 63
22	H	Mississippi St.	55 65									188	H	Tulsa	67 74
24	H	Florida	66 71									236	H	Sam Houston St.	67 47
25	A	Tennessee	57 75									317	H	Southeastern La.	97 53
25	H	Tennessee	64 59									331	H	New Orleans	73 41
25	N	Tennessee	51 68									349	H	Mississippi Val.	86 46
LAST 12 Division I GAMES:															
25	N	Tennessee	51 68	73	H	Vanderbilt	57 56								
177	H	Ole Miss	60 49	25	A	Tennessee	57 75								
39	A	Georgia	57 72	22	H	Mississippi St.	55 65								
12	A	Kentucky	63 77	24	H	Florida	66 71								
161	H	Alabama	69 67	56	A	Auburn	60 71								
43	A	Missouri	48 69	119	A	LSU	48 44								

Non-Div I Games:

Arkansas

■ Loss,
 ■ Non-Conf,
 ■ S Site,
 ■ Home
 ■ A Away
 N Neutral

Average RPI Win:	212	WON-LOST	WINNING	LAST 10	STRENGTH OF	OPP. STRENGTH	TEAM	ADJ.	CONF.	ADJ CONF.
Average RPI Loss:	66	RECORD	PCT. RANK	GAMES	SCHEDULE	OF SCHEDULE	RPI	RPI	RPI	RPI
DIV. I ONLY	25- 4	16	9- 1	165	201	40	40	15	15	
DIV. I NON-CONF.	6- 3	99	0- 0	90	205	54	54	14	14	
TOTALS	RPI 1-25	RPI 26-50	W-L RECORDS	RPI 51-100	RPI 101-150	RPI 150+				
25- 4	0- 1	0- 1	OVERALL	1- 1	8- 1	16- 0				
13- 0	0- 0	0- 0	HOME	0- 0	4- 0	9- 0				
12- 4	0- 1	0- 1	AWAY	1- 1	4- 1	7- 0				
0- 0	0- 0	0- 0	NEUTRAL	0- 0	0- 0	0- 0				
6- 3	0- 1	0- 1	NON-CONFERENCE	1- 1	1- 0	4- 0				
3- 0	0- 0	0- 0	HOME	0- 0	0- 0	3- 0				
3- 3	0- 1	0- 1	AWAY	1- 1	1- 0	1- 0				
0- 0	0- 0	0- 0	NEUTRAL	0- 0	0- 0	0- 0				
19- 1	0- 0	0- 0	CONFERENCE	0- 0	7- 1	12- 0				
10- 0	0- 0	0- 0	HOME	0- 0	4- 0	6- 0				
9- 1	0- 0	0- 0	AWAY	0- 0	3- 1	6- 0				
0- 0	0- 0	0- 0	NEUTRAL	0- 0	0- 0	0- 0				

RPI 1-25				RPI 26-50				Team's RPI: 40				RPI 51-100				RPI 101+			
RPI	S	Opponent	Score	RPI	S	Opponent	Score	RPI	S	Opponent	Score	RPI	S	Opponent	Score	RPI	S	Opponent	Score
24	A	Florida	72 76	41	A	Chattanooga	54 55	68	A	FGCU	62 48	103	A	Little Rock	69 71				
								96	A	Nebraska	71 79	103	H	Little Rock	66 53				
												104	A	UT Martin	76 74				
												134	A	La.-Lafayette	74 62				
												134	H	La.-Lafayette	83 56				
												141	A	Troy	101 81				
												141	H	Troy	94 80				
												147	A	UT Arlington	78 71				
												147	H	UT Arlington	66 44				
												185	A	South Ala.	66 53				
												185	H	South Ala.	58 51				
												241	A	Texas St.	74 59				
												241	H	Texas St.	87 50				
												262	A	Appalachian St.	83 74				
												262	H	Appalachian St.	83 60				
												270	H	Austin Peay	66 55				
												272	A	La.-Monroe	78 64				
												272	H	La.-Monroe	66 43				
												273	A	Georgia St.	85 64				
												273	H	Georgia St.	75 54				
												280	A	Tennessee Tech	77 55				
												290	A	Ga. Southern	79 52				
												290	H	Ga. Southern	77 54				
												291	H	Wichita St.	67 40				
												295	H	Alcorn	82 50				
LAST 12 Division I GAMES:																			
262	A	Appalachian St.	83 74	272	A	La.-Monroe	78 64	134	A	La.-Lafayette	74 62	141	H	Troy	94 80	185	H	South Ala.	58 51
103	A	Little Rock	69 71	141	H	Troy	94 80	290	H	Ga. Southern	77 54	273	H	Georgia St.	75 54				
147	H	UT Arlington	66 44																
241	H	Texas St.	87 50																
273	A	Georgia St.	85 64																
290	A	Ga. Southern	79 52																

Non-Div I Games:

Arkansas St.

■ Loss,
 ■ Non-Conf,
 ■ S Site,
 ■ Home
 ■ A Away
 N Neutral

Army West Point

Through Games Of March 5, 2016

Average RPI Win: 250	WON-LOST	WINNING	LAST 10	STRENGTH OF	OPP. STRENGTH	TEAM	ADJ.	CONF.	ADJ CONF.
Average RPI Loss: 70	RECORD	PCT. RANK	GAMES	SCHEDULE	OF SCHEDULE	RPI	RPI	RPI	RPI
DIV. I ONLY	25- 2	6	10- 0	301	293	66	66	27	27
DIV. I NON-CONF.	8- 1	23	0- 0	260	242	69	69	27	27
TOTALS	RPI 1-25	RPI 26-50	W-L RECORDS	RPI 51-100	RPI 101-150	RPI 150+			
25- 2	0- 0	0- 1	OVERALL	3- 1	0- 0	22- 0			
13- 0	0- 0	0- 0	HOME	3- 0	0- 0	10- 0			
11- 2	0- 0	0- 1	AWAY	0- 1	0- 0	11- 0			
1- 0	0- 0	0- 0	NEUTRAL	0- 0	0- 0	1- 0			
8- 1	0- 0	0- 1	NON-CONFERENCE	2- 0	0- 0	6- 0			
5- 0	0- 0	0- 0	HOME	2- 0	0- 0	3- 0			
3- 1	0- 0	0- 1	AWAY	0- 0	0- 0	3- 0			
0- 0	0- 0	0- 0	NEUTRAL	0- 0	0- 0	0- 0			
17- 1	0- 0	0- 0	CONFERENCE	1- 1	0- 0	16- 0			
8- 0	0- 0	0- 0	HOME	1- 0	0- 0	7- 0			
8- 1	0- 0	0- 0	AWAY	0- 1	0- 0	8- 0			
1- 0	0- 0	0- 0	NEUTRAL	0- 0	0- 0	1- 0			

RPI 1-25				RPI 26-50				RPI 51-100				Team's RPI: 66	RPI 101+			
RPI	S	Opponent	Score	RPI	S	Opponent	Score	RPI	S	Opponent	Score		RPI	S	Opponent	Score
				50	A	Duke	61 72	51	H	Albany (NY)	65 62		157	A	Yale	65 61
								82	H	Quinnipiac	67 57		220	A	Lehigh	69 49
								89	A	Bucknell	69 79		220	H	Lehigh	63 39
								89	H	Bucknell	68 63		228	A	Navy	49 34
													228	N	Navy	75 38
													230	A	Loyola Maryland	52 44
													230	H	Loyola Maryland	70 37
													253	A	Holy Cross	80 49
													253	H	Holy Cross	77 58
													266	H	Pepperdine	63 53
													275	H	Central Conn. St.	81 52
													276	A	American	52 42
													276	H	American	87 51
													284	H	Rider	57 42
													299	A	Colgate	78 55
													299	H	Colgate	67 55
													328	A	Lafayette	78 45
													328	H	Lafayette	84 57
													337	A	St. Francis Brooklyn	74 35
													342	A	NJIT	71 35
													344	A	Boston U.	79 44
													344	H	Boston U.	72 38
LAST 12 Division I GAMES:																
				344	A	Boston U.	79 44	299	A	Colgate	78 55					
				220	A	Lehigh	69 49	230	A	Loyola Maryland	52 44					
				344	H	Boston U.	72 38	328	H	Lafayette	84 57					
				228	A	Navy	49 34	89	H	Bucknell	68 63					
				253	A	Holy Cross	80 49	228	N	Navy	75 38					
				276	H	American	87 51	253	H	Holy Cross	77 58					

Non-Div I Games: Emerson 86 47

Army West Point

Loss, Non-Conf, S Site, H Home A Away N Neutral

Average RPI Win:	163	WON-LOST	WINNING	LAST 10	STRENGTH OF	OPP. STRENGTH	TEAM	ADJ.	CONF.	ADJ CONF.
Average RPI Loss:	38	RECORD	PCT. RANK	GAMES	SCHEDULE	OF SCHEDULE	RPI	RPI	RPI	RPI
DIV. I ONLY	19- 12	108	6- 4	54	41	56	56	2	2	
DIV. I NON-CONF.	10- 3	61	0- 0	264	146	112	112	2	2	
TOTALS	RPI 1-25	RPI 26-50	W-L RECORDS	RPI 51-100	RPI 101-150	RPI 150+				
19- 12	2- 7	1- 2	OVERALL	2- 2	4- 1	10- 0				
9- 4	2- 2	0- 1	HOME	1- 0	2- 1	4- 0				
6- 7	0- 4	0- 1	AWAY	0- 2	1- 0	5- 0				
4- 1	0- 1	1- 0	NEUTRAL	1- 0	1- 0	1- 0				
10- 3	0- 0	0- 0	NON-CONFERENCE	1- 2	2- 1	7- 0				
4- 1	0- 0	0- 0	HOME	0- 0	1- 1	3- 0				
3- 2	0- 0	0- 0	AWAY	0- 2	0- 0	3- 0				
3- 0	0- 0	0- 0	NEUTRAL	1- 0	1- 0	1- 0				
9- 9	2- 7	1- 2	CONFERENCE	1- 0	2- 0	3- 0				
5- 3	2- 2	0- 1	HOME	1- 0	1- 0	1- 0				
3- 5	0- 4	0- 1	AWAY	0- 0	1- 0	2- 0				
1- 1	0- 1	1- 0	NEUTRAL	0- 0	0- 0	0- 0				

RPI	S	Opponent	Score	RPI	S	Opponent	Score	RPI	S	Opponent	Score	RPI	S	Opponent	Score
3	H	South Carolina	58 74	39	A	Georgia	30 63	68	A	FGCU	45 52	109	H	Virginia	52 69
3	N	South Carolina	48 57	43	H	Missouri	55 69	73	H	Vanderbilt	53 45	119	A	LSU	63 53
12	A	Kentucky	47 54	43	N	Missouri	47 45	80	N	Minnesota	81 79	139	H	Arkansas	71 60
12	H	Kentucky	66 61					92	A	Marquette	69 70	148	H	East Carolina	83 69
20	H	Texas A&M	49 57									150	N	Boise St.	55 53
22	A	Mississippi St.	45 60									161	A	Alabama	59 55
24	A	Florida	49 56									161	H	Alabama	72 59
24	H	Florida	80 58									165	H	UAB	85 71
25	A	Tennessee	52 79									169	H	George Mason	88 59
												177	A	Ole Miss	65 60
												244	N	Coppin St.	69 54
												292	A	Savannah St.	62 40
												293	A	Towson	74 52
												317	A	Southeastern La.	80 68
												326	H	Winthrop	76 33
LAST 12 Division I GAMES:															
		3 N South Carolina	48 57			177 A Ole Miss	65 60								
		43 N Missouri	47 45			161 A Alabama	59 55								
		24 A Florida	49 56			73 H Vanderbilt	53 45								
		20 H Texas A&M	49 57			119 A LSU	63 53								
		43 H Missouri	55 69			39 A Georgia	30 63								
		24 H Florida	80 58			139 H Arkansas	71 60								

Non-Div I Games:

Auburn

■ Loss,
■ Non-Conf, S Site,
■ Home
■ Away
N Neutral

Average RPI Win:	250	WON-LOST	WINNING	LAST 10	STRENGTH OF	OPP. STRENGTH	TEAM	ADJ.	CONF.	ADJ CONF.
Average RPI Loss:	149	RECORD	PCT. RANK	GAMES	SCHEDULE	OF SCHEDULE	RPI	RPI	RPI	RPI
DIV. I ONLY	8- 20	284	3- 7	155	212	270	270	24	24	
DIV. I NON-CONF.	0- 11	338	0- 0	37	84	277	277	24	24	
TOTALS	RPI 1-25	RPI 26-50	W-L RECORDS	RPI 51-100	RPI 101-150	RPI 150+				
8- 20	0- 0	0- 3	OVERALL	0- 5	1- 4	7- 8				
7- 3	0- 0	0- 0	HOME	0- 2	1- 1	6- 0				
1- 15	0- 0	0- 2	AWAY	0- 3	0- 3	1- 7				
0- 2	0- 0	0- 1	NEUTRAL	0- 0	0- 0	0- 1				
0- 11	0- 0	0- 3	NON-CONFERENCE	0- 4	0- 1	0- 3				
0- 2	0- 0	0- 0	HOME	0- 2	0- 0	0- 0				
0- 8	0- 0	0- 2	AWAY	0- 2	0- 1	0- 3				
0- 1	0- 0	0- 1	NEUTRAL	0- 0	0- 0	0- 0				
8- 9	0- 0	0- 0	CONFERENCE	0- 1	1- 3	7- 5				
7- 1	0- 0	0- 0	HOME	0- 0	1- 1	6- 0				
1- 7	0- 0	0- 0	AWAY	0- 1	0- 2	1- 4				
0- 1	0- 0	0- 0	NEUTRAL	0- 0	0- 0	0- 1				

RPI S	Opponent	Score	RPI S	Opponent	Score	RPI S	Opponent	Score	RPI S	Opponent	Score	Team's RPI: 270
38	A Western Ky.	69 88	57	A Ball St.	44 72	104	A UT Martin	51 75				
40	A Arkansas St.	55 66	67	H Middle Tenn.	55 86	104	H UT Martin	80 70				
45	N Indiana	58 90	73	A Vanderbilt	56 73	106	A Wright St.	56 77				
			78	A Belmont	82 88	145	A SIUE	75 94				
			84	H California	58 67	145	H SIUE	61 72				
						166	A ETSU	76 80				
						178	H Eastern Ky.	94 66				
						178	N Eastern Ky.	68 82				
						232	A Southeast Mo. St.	69 71				
						232	H Southeast Mo. St.	74 71				
						256	A Tennessee St.	58 66				
						263	A Murray St.	72 75				
						263	H Murray St.	81 72				
						280	H Tennessee Tech	91 75				
						282	A Miami (OH)	60 75				
						286	A Kennesaw St.	65 73				
						296	H Jacksonville St.	61 59				
						306	A Morehead St.	96 75				
						339	A Eastern Ill.	56 64				
						339	H Eastern Ill.	80 45				
LAST 12 Division I GAMES:												
178	N Eastern Ky.	68 82	263	A Murray St.	72 75							
232	H Southeast Mo. St.	74 71	104	A UT Martin	51 75							
263	H Murray St.	81 72	232	A Southeast Mo. St.	69 71							
145	A SIUE	75 94	145	H SIUE	61 72							
104	H UT Martin	80 70	339	H Eastern Ill.	80 45							
339	A Eastern Ill.	56 64	306	A Morehead St.	96 75							

Non-Div I Games: Trevecca Nazarene 97 75 Christian Bros. 74 55

Austin Peay

■ Loss,
 ■ Non-Conf,
 ■ S Site,
 ■ Home
 ■ A Away
 N Neutral

BYU				STRENGTH OF SCHEDULE	OPP. STRENGTH OF SCHEDULE	TEAM RPI	ADJ. RPI	CONF. RPI	ADJ CONF. RPI
Average RPI Win:	157	WON-LOST RECORD	WINNING PCT. RANK						
Average RPI Loss:	61		LAST 10 GAMES						
DIV. I ONLY	24- 5	21	9- 1	65	92	16	16	8	8
DIV. I NON-CONF.	7- 3	91	0- 0	18	67	15	15	9	9

TOTALS	RPI 1-25	RPI 26-50	W-L RECORDS	RPI 51-100	RPI 101-150	RPI 150+			
24- 5	1- 0	2- 3	OVERALL	6- 1	3- 1	12- 0			
12- 0	0- 0	1- 0	HOME	4- 0	1- 0	6- 0			
8- 4	0- 0	1- 2	AWAY	2- 1	0- 1	5- 0			
4- 1	1- 0	0- 1	NEUTRAL	0- 0	2- 0	1- 0			
7- 3	1- 0	0- 3	NON-CONFERENCE	1- 0	2- 0	3- 0			
3- 0	0- 0	0- 0	HOME	1- 0	0- 0	2- 0			
1- 2	0- 0	0- 2	AWAY	0- 0	0- 0	1- 0			
3- 1	1- 0	0- 1	NEUTRAL	0- 0	2- 0	0- 0			
17- 2	0- 0	2- 0	CONFERENCE	5- 1	1- 1	9- 0			
9- 0	0- 0	1- 0	HOME	3- 0	1- 0	4- 0			
7- 2	0- 0	1- 0	AWAY	2- 1	0- 1	4- 0			
1- 0	0- 0	0- 0	NEUTRAL	0- 0	0- 0	1- 0			

RPI 1-25 Team's RPI: 16				RPI 26-50				RPI 51-100				RPI 101+			
RPI	S	Opponent	Score	RPI	S	Opponent	Score	RPI	S	Opponent	Score	RPI	S	Opponent	Score
20	N	Texas A&M	72 64	29	A	Oklahoma	47 73	61	A	Santa Clara	68 63	110	A	Gonzaga	55 73
				39	N	Georgia	58 66	61	H	Santa Clara	70 63	110	H	Gonzaga	58 54
				46	A	Colorado St.	55 61	81	A	San Diego	65 78	121	N	Hawaii	67 56
				48	A	St. Mary's (CA)	65 44	81	H	San Diego	68 60	130	N	Penn St.	63 51
				48	H	St. Mary's (CA)	65 59	87	H	Utah	73 59	172	A	Pacific	67 57
								90	A	San Francisco	66 57	172	H	Pacific	79 62
								90	H	San Francisco	65 62	182	A	Weber St.	68 51
												213	H	Utah Valley	78 62
												225	H	Utah St.	81 69
												238	A	Loyola Marymount	82 75
												238	H	Loyola Marymount	75 61
												266	A	Pepperdine	77 66
												266	H	Pepperdine	69 64
												266	N	Pepperdine	72 59
												287	A	Portland	84 59
												287	H	Portland	78 66
LAST 12 Division I GAMES:															
				266	N	Pepperdine	72 59	48	A	St. Mary's (CA)	65 44				
				110	A	Gonzaga	55 73	172	A	Pacific	67 57				
				287	A	Portland	84 59	266	A	Pepperdine	77 66				
				81	H	San Diego	68 60	238	A	Loyola Marymount	82 75				
				61	H	Santa Clara	70 63	266	H	Pepperdine	69 64				
				90	H	San Francisco	65 62	238	H	Loyola Marymount	75 61				

Non-Div I Games: BYU-Hawaii 85 40

BYU

■ Loss,
 ■ Non-Conf, S Site,
 ■ Home
 ■ Away
 N Neutral

Average RPI Win:	176	WON-LOST	WINNING	LAST 10	STRENGTH OF	OPP. STRENGTH	TEAM	ADJ.	CONF.	ADJ CONF.
Average RPI Loss:	88	RECORD	PCT. RANK	GAMES	SCHEDULE	OF SCHEDULE	RPI	RPI	RPI	RPI
DIV. I ONLY	20- 8	61	7- 3	88	114	57	57	11	11	
DIV. I NON-CONF.	7- 3	91	0- 0	196	95	96	96	13	13	
TOTALS	RPI 1-25	RPI 26-50	W-L RECORDS	RPI 51-100	RPI 101-150	RPI 150+				
20- 8	0- 1	1- 2	OVERALL	3- 4	7- 0	9- 1				
11- 2	0- 0	1- 1	HOME	2- 1	4- 0	4- 0				
8- 5	0- 0	0- 1	AWAY	1- 0	3- 0	4- 0				
1- 1	0- 1	0- 0	NEUTRAL	0- 0	0- 0	1- 0				
7- 3	0- 1	1- 0	NON-CONFERENCE	1- 2	0- 0	5- 0				
4- 0	0- 0	1- 0	HOME	1- 0	0- 0	2- 0				
2- 2	0- 0	0- 0	AWAY	0- 2	0- 0	2- 0				
1- 1	0- 1	0- 0	NEUTRAL	0- 0	0- 0	1- 0				
13- 5	0- 0	0- 2	CONFERENCE	2- 2	7- 0	4- 1				
7- 2	0- 0	0- 1	HOME	1- 1	4- 0	2- 0				
6- 3	0- 0	0- 1	AWAY	1- 1	3- 0	2- 1				
0- 0	0- 0	0- 0	NEUTRAL	0- 0	0- 0	0- 0				

RPI	S	Opponent	Score	RPI	S	Opponent	Score	RPI	S	Opponent	Score	RPI	S	Opponent	Score
24	N	Florida	79 85	38	H	Western Ky.	74 60	53	H	Saint Louis	79 70	105	A	Toledo	68 58
				42	A	Ohio	48 73	63	A	Purdue	63 73	105	H	Toledo	75 69
				42	H	Ohio	67 68	70	A	Central Mich.	66 67	122	H	Akron	78 71
								70	H	Central Mich.	65 74	131	A	Buffalo	59 57
								77	A	Charlotte	66 72	131	H	Buffalo	68 63
								85	A	Eastern Mich.	67 63	140	A	Western Mich.	77 53
								85	H	Eastern Mich.	76 54	140	H	Western Mich.	60 54
												181	H	Butler	58 50
												221	N	Massachusetts	81 54
												257	A	Bowling Green	67 56
												259	A	Northern Ill.	73 57
												259	H	Northern Ill.	76 68
												270	H	Austin Peay	72 44
												282	H	Miami (OH)	66 41
												319	A	Kent St.	50 59
												330	A	Evansville	73 53
												335	A	Lipscomb	72 60
LAST 12 Division I GAMES:															
105	A	Toledo	68 58	319	A	Kent St.	50 59								
259	H	Northern Ill.	76 68	70	H	Central Mich.	65 74								
85	A	Eastern Mich.	67 63	131	A	Buffalo	59 57								
70	A	Central Mich.	66 67	122	H	Akron	78 71								
140	H	Western Mich.	60 54	42	H	Ohio	67 68								
259	A	Northern Ill.	73 57	140	A	Western Mich.	77 53								

Non-Div I Games: Ohio Valley 94 45

Ball St.

■ Loss,
 ■ Non-Conf, S Site,
 ■ Home
 ■ Away
 N Neutral

Average RPI Win: 98		WON-LOST	WINNING	LAST 10	STRENGTH OF	OPP. STRENGTH	TEAM	ADJ.	CONF.	ADJ CONF.
Average RPI Loss: 28		RECORD	PCT. RANK	GAMES	SCHEDULE	OF SCHEDULE	RPI	RPI	RPI	RPI
DIV. I ONLY		31- 1	2	10- 0	12	19	2	2	3	3
DIV. I NON-CONF.		13- 0	1	0- 0	30	47	3	3	3	3
TOTALS		RPI 1-25	RPI 26-50		W-L RECORDS		RPI 51-100	RPI 101-150	RPI 150+	
31- 1		6- 0	8- 1		OVERALL		0- 0	11- 0	6- 0	
18- 0		3- 0	4- 0		HOME		0- 0	7- 0	4- 0	
8- 1		2- 0	2- 1		AWAY		0- 0	3- 0	1- 0	
5- 0		1- 0	2- 0		NEUTRAL		0- 0	1- 0	1- 0	
13- 0		2- 0	3- 0		NON-CONFERENCE		0- 0	4- 0	4- 0	
9- 0		1- 0	1- 0		HOME		0- 0	4- 0	3- 0	
0- 0		0- 0	0- 0		AWAY		0- 0	0- 0	0- 0	
4- 0		1- 0	2- 0		NEUTRAL		0- 0	0- 0	1- 0	
18- 1		4- 0	5- 1		CONFERENCE		0- 0	7- 0	2- 0	
9- 0		2- 0	3- 0		HOME		0- 0	3- 0	1- 0	
8- 1		2- 0	2- 1		AWAY		0- 0	3- 0	1- 0	
1- 0		0- 0	0- 0		NEUTRAL		0- 0	1- 0	0- 0	

RPI	S	Opponent	Score	RPI	S	Opponent	Score	RPI	S	Opponent	Score	RPI	S	Opponent	Score
7	A	Texas	80 67	26	H	South Fla.	66 63					102	A	TCU	81 75
7	H	Texas	74 48	27	N	Miami (FL)	88 81					102	H	TCU	72 55
17	N	Michigan St.	84 76	28	A	Oklahoma St.	45 52					114	H	Northwestern St.	86 44
19	H	DePaul	86 72	28	H	Oklahoma St.	66 41					125	A	Iowa St.	77 61
21	A	West Virginia	71 61	29	A	Oklahoma	78 70					125	H	Iowa St.	78 41
21	H	West Virginia	69 64	29	H	Oklahoma	78 68					135	A	Texas Tech	66 36
				36	N	James Madison	77 63					135	H	Texas Tech	69 43
				47	A	Kansas St.	63 52					135	N	Texas Tech	82 51
				47	H	Kansas St.	87 52					143	H	Oral Roberts	97 39
												144	H	McNeese St.	105 46
												147	H	UT Arlington	62 20
												171	H	Southern Miss.	97 42
												186	H	Grambling	96 42
												217	A	Kansas	58 40
												217	H	Kansas	81 49
												234	H	Rice	89 38
												237	N	Cincinnati	72 34
LAST 12 Division I GAMES:															
135	N	Texas Tech	82 51	135	A	Texas Tech	66 36								
7	H	Texas	74 48	102	A	TCU	81 75								
47	A	Kansas St.	63 52	217	H	Kansas	81 49								
29	A	Oklahoma	78 70	47	H	Kansas St.	87 52								
125	H	Iowa St.	78 41	21	A	West Virginia	71 61								
28	H	Oklahoma St.	66 41	135	H	Texas Tech	69 43								

Non-Div I Games:

Baylor

Belmont

Through Games Of March 5, 2016

Average RPI Win:	249	WON-LOST	WINNING	LAST 10	STRENGTH OF	OPP. STRENGTH	TEAM	ADJ.	CONF.	ADJ CONF.
Average RPI Loss:	88	RECORD	PCT. RANK	GAMES	SCHEDULE	OF SCHEDULE	RPI	RPI	RPI	RPI
DIV. I ONLY	22- 8	56	9- 1	200	236	78	78	24	24	
DIV. I NON-CONF.	6- 5	146	0- 0	88	120	82	82	24	24	
TOTALS	RPI 1-25	RPI 26-50	W-L RECORDS	RPI 51-100	RPI 101-150	RPI 150+				
22- 8	0- 2	0- 2	OVERALL	0- 0	3- 3	19- 1				
11- 0	0- 0	0- 0	HOME	0- 0	1- 0	10- 0				
8- 8	0- 2	0- 2	AWAY	0- 0	1- 3	7- 1				
3- 0	0- 0	0- 0	NEUTRAL	0- 0	1- 0	2- 0				
6- 5	0- 2	0- 2	NON-CONFERENCE	0- 0	2- 1	4- 0				
3- 0	0- 0	0- 0	HOME	0- 0	1- 0	2- 0				
3- 5	0- 2	0- 2	AWAY	0- 0	1- 1	2- 0				
0- 0	0- 0	0- 0	NEUTRAL	0- 0	0- 0	0- 0				
16- 3	0- 0	0- 0	CONFERENCE	0- 0	1- 2	15- 1				
8- 0	0- 0	0- 0	HOME	0- 0	0- 0	8- 0				
5- 3	0- 0	0- 0	AWAY	0- 0	0- 2	5- 1				
3- 0	0- 0	0- 0	NEUTRAL	0- 0	1- 0	2- 0				

RPI 1-25				RPI 26-50				RPI 51-100				Team's RPI: 78	RPI 101+			
RPI	S	Opponent	Score	RPI	S	Opponent	Score	RPI	S	Opponent	Score		RPI	S	Opponent	Score
6	A	Ohio St.	56 84	38	A	Western Ky.	65 80						104	A	UT Martin	79 81
23	A	Green Bay	62 66	41	A	Chattanooga	53 62						115	A	IUPUI	59 62
													138	A	Wake Forest	78 64
													141	H	Troy	102 93
													145	A	SIUE	60 73
													145	N	SIUE	92 68
													165	H	UAB	63 62
													178	A	Eastern Ky.	65 51
													178	H	Eastern Ky.	72 61
													178	N	Eastern Ky.	95 63
													232	A	Southeast Mo. St.	74 81
													256	A	Tennessee St.	71 51
													256	H	Tennessee St.	80 65
													256	N	Tennessee St.	68 60
													261	H	Cleveland St.	76 58
													263	H	Murray St.	87 61
													270	H	Austin Peay	88 82
													280	A	Tennessee Tech	80 79
													280	H	Tennessee Tech	70 49
													296	A	Jacksonville St.	44 32
													296	H	Jacksonville St.	56 42
													306	A	Morehead St.	89 74
													306	H	Morehead St.	99 71
													335	A	Lipscomb	90 68
													339	H	Eastern Ill.	89 61
													346	A	Alabama A&M	78 28
													280	A	Tennessee Tech	80 79

Non-Div I Games: Young Harris 80 31 Trevecca Nazarene 86 59

Belmont

Loss, Non-Conf, S Site, H Home A Away N Neutral

Average RPI Win:	304	WON-LOST	WINNING	LAST 10	STRENGTH OF	OPP. STRENGTH	TEAM	ADJ.	CONF.	ADJ CONF.
Average RPI Loss:	203	RECORD	PCT. RANK	GAMES	SCHEDULE	OF SCHEDULE	RPI	RPI	RPI	RPI
DIV. I ONLY	16- 11	121	8- 2	342	345	242	242	32	32	
DIV. I NON-CONF.	4- 7	222	0- 0	301	321	275	275	30	30	
TOTALS	RPI 1-25	RPI 26-50	W-L RECORDS	RPI 51-100	RPI 101-150	RPI 150+				
16- 11	0- 0	0- 1	OVERALL	0- 0	0- 0	16- 10				
8- 3	0- 0	0- 0	HOME	0- 0	0- 0	8- 3				
6- 6	0- 0	0- 0	AWAY	0- 0	0- 0	6- 0				
2- 2	0- 0	0- 0	NEUTRAL	0- 0	0- 0	2- 2				
4- 7	0- 0	0- 1	NON-CONFERENCE	0- 0	0- 0	4- 6				
0- 3	0- 0	0- 0	HOME	0- 0	0- 0	0- 3				
2- 2	0- 0	0- 1	AWAY	0- 0	0- 0	2- 1				
2- 2	0- 0	0- 0	NEUTRAL	0- 0	0- 0	2- 2				
12- 4	0- 0	0- 0	CONFERENCE	0- 0	0- 0	12- 4				
8- 0	0- 0	0- 0	HOME	0- 0	0- 0	8- 0				
4- 4	0- 0	0- 0	AWAY	0- 0	0- 0	4- 4				
0- 0	0- 0	0- 0	NEUTRAL	0- 0	0- 0	0- 0				

RPI S	Opponent	Score	RPI S	Opponent	Score	RPI S	Opponent	Score	RPI S	Opponent	Score	Team's RPI: 242
			27 A	Miami (FL)	47 55				152 H	Jacksonville	53 63	
									164 A	Fla. Atlantic	60 82	
									194 H	Stetson	38 62	
									205 H	Brown	61 68	
									207 A	Hampton	45 60	
									218 A	N.C. A&T	55 68	
									218 H	N.C. A&T	65 41	
									226 N	Western Ill.	59 75	
									244 H	Coppin St.	69 56	
									254 H	Morgan St.	63 48	
									273 N	Georgia St.	61 68	
									274 A	UMES	71 76	
									290 N	Ga. Southern	65 49	
									292 H	Savannah St.	50 44	
									297 A	Florida A&M	48 53	
									297 H	Florida A&M	67 60	
									300 A	Western Caro.	66 59	
									312 A	South Carolina St.	64 46	
									312 H	South Carolina St.	65 50	
									322 H	Delaware St.	66 35	
									325 A	North Florida	53 49	
									327 N	LIU Brooklyn	68 55	
									332 A	Howard	81 77	
									347 A	Norfolk St.	53 45	
									348 A	N.C. Central	63 46	
									348 H	N.C. Central	62 50	
LAST 12 Division I GAMES:												
			312 A	South Carolina St.	64 46				322 H	Delaware St.	66 35	
			218 H	N.C. A&T	65 41				292 H	Savannah St.	50 44	
			348 H	N.C. Central	62 50				297 H	Florida A&M	67 60	
			297 A	Florida A&M	48 53				332 A	Howard	81 77	
			218 A	N.C. A&T	55 68				274 A	UMES	71 76	
			348 A	N.C. Central	63 46				254 H	Morgan St.	63 48	

Non-Div I Games: Warner 100 28 Edward Waters 67 48

Bethune-Cookman

Loss, Non-Conf, S Site, H Home A Away N Neutral

Binghamton

Through Games Of March 5, 2016

Average RPI Win:	255	WON-LOST	WINNING	LAST 10	STRENGTH OF	OPP. STRENGTH	TEAM	ADJ.	CONF.	ADJ CONF.
Average RPI Loss:	150	RECORD	PCT. RANK	GAMES	SCHEDULE	OF SCHEDULE	RPI	RPI	RPI	RPI
DIV. I ONLY	11- 16	228	5- 5	185	246	219	219	16	16	
DIV. I NON-CONF.	2- 8	290	0- 0	252	291	308	308	19	19	
TOTALS	RPI 1-25	RPI 26-50	W-L RECORDS	RPI 51-100	RPI 101-150	RPI 150+				
11- 16	0- 0	0- 0	OVERALL	0- 6	0- 0	11- 10				
8- 3	0- 0	0- 0	HOME	0- 2	0- 0	8- 1				
3- 13	0- 0	0- 0	AWAY	0- 4	0- 0	3- 9				
0- 0	0- 0	0- 0	NEUTRAL	0- 0	0- 0	0- 0				
2- 8	0- 0	0- 0	NON-CONFERENCE	0- 2	0- 0	2- 6				
2- 0	0- 0	0- 0	HOME	0- 0	0- 0	2- 0				
0- 8	0- 0	0- 0	AWAY	0- 2	0- 0	0- 6				
0- 0	0- 0	0- 0	NEUTRAL	0- 0	0- 0	0- 0				
9- 8	0- 0	0- 0	CONFERENCE	0- 4	0- 0	9- 4				
6- 3	0- 0	0- 0	HOME	0- 2	0- 0	6- 1				
3- 5	0- 0	0- 0	AWAY	0- 2	0- 0	3- 3				
0- 0	0- 0	0- 0	NEUTRAL	0- 0	0- 0	0- 0				

RPI S	Opponent	Score	RPI S	Opponent	Score	RPI S	Opponent	Score	RPI S	Opponent	Score	Team's RPI: 219
						51	A Albany (NY)	58 64	156	A Stony Brook	58 64	
						51	H Albany (NY)	47 59	156	H Stony Brook	54 47	
						69	A Maine	37 69	167	A Xavier	55 64	
						69	H Maine	38 52	170	A Cornell	57 64	
						75	A Michigan	62 90	184	A UMBC	51 62	
						89	A Bucknell	46 76	184	H UMBC	49 41	
									184	H UMBC	70 56	
									198	A Sacred Heart	60 69	
									205	A Brown	65 67	
									216	A Hartford	53 47	
									216	H Hartford	39 41	
									222	A Canisius	50 80	
									233	A New Hampshire	49 64	
									233	H New Hampshire	51 50	
									248	A Columbia	64 71	
									277	A Vermont	57 53	
									277	H Vermont	66 52	
									299	H Colgate	63 56	
									320	A UMass Lowell	75 70	
									320	H UMass Lowell	55 52	
									342	H NJIT	54 50	
LAST 12 Division I GAMES:												
184	H	UMBC	49	41	51	A	Albany (NY)	58	64			
69	A	Maine	37	69	233	A	New Hampshire	49	64			
184	H	UMBC	70	56	156	H	Stony Brook	54	47			
320	H	UMass Lowell	55	52	69	H	Maine	38	52			
277	H	Vermont	66	52	184	A	UMBC	51	62			
216	H	Hartford	39	41	320	A	UMass Lowell	75	70			

Non-Div I Games: Cedar Crest 74 18 Misericordia 73 44 Nyack 65 33 Binghamton

Average RPI Win:	242	WON-LOST	WINNING	LAST 10	STRENGTH OF	OPP. STRENGTH	TEAM	ADJ.	CONF.	ADJ CONF.
Average RPI Loss:	140	RECORD	PCT. RANK	GAMES	SCHEDULE	OF SCHEDULE	RPI	RPI	RPI	RPI
DIV. I ONLY	17- 10	94	6- 4	246	209	150	150	20	20	
DIV. I NON-CONF.	5- 4	138	0- 0	268	187	207	207	20	20	
TOTALS	RPI 1-25	RPI 26-50	W-L RECORDS	RPI 51-100	RPI 101-150	RPI 150+				
17- 10	0- 0	0- 2	OVERALL	0- 2	0- 1	17- 5				
8- 5	0- 0	0- 1	HOME	0- 1	0- 0	8- 3				
8- 4	0- 0	0- 1	AWAY	0- 0	0- 1	8- 2				
1- 1	0- 0	0- 0	NEUTRAL	0- 1	0- 0	1- 0				
5- 4	0- 0	0- 0	NON-CONFERENCE	0- 2	0- 0	5- 2				
1- 3	0- 0	0- 0	HOME	0- 1	0- 0	1- 2				
3- 0	0- 0	0- 0	AWAY	0- 0	0- 0	3- 0				
1- 1	0- 0	0- 0	NEUTRAL	0- 1	0- 0	1- 0				
12- 6	0- 0	0- 2	CONFERENCE	0- 0	0- 1	12- 3				
7- 2	0- 0	0- 1	HOME	0- 0	0- 0	7- 1				
5- 4	0- 0	0- 1	AWAY	0- 0	0- 1	5- 2				
0- 0	0- 0	0- 0	NEUTRAL	0- 0	0- 0	0- 0				

RPI 1-25			RPI 26-50			RPI 51-100			RPI 101+ Team's RPI: 150		
RPI	S	Opponent	Score	RPI	S	Opponent	Score	RPI	S	Opponent	Score
				46	A	Colorado St.	64 68	56	N	Auburn	53 55
				46	H	Colorado St.	51 83	94	H	Washington St.	52 57
LAST 12 Division I GAMES:											
193	H	San Jose St.	81 69	46	H	Colorado St.	51 83	321	A	Nevada	64 61
321	A	Nevada	64 61	341	H	Air Force	61 48	321	H	Nevada	66 58
255	H	San Diego St.	68 63	225	A	Utah St.	63 58	341	H	Air Force	61 48
204	A	UNLV	68 78	176	A	New Mexico	81 60				
176	H	New Mexico	60 70	204	H	UNLV	75 56				
243	A	Wyoming	58 82	243	H	Wyoming	58 49				

Non-Div I Games: Concordia Portland 84 77 Cal St. L.A. 58 44

Boise St.

■ Loss,
 ■ Non-Conf,
 ■ S Site,
 ■ Home
 ■ A Away
 N Neutral

Average RPI Win:	193	WON-LOST	WINNING	LAST 10	STRENGTH OF	OPP. STRENGTH	TEAM	ADJ.	CONF.	ADJ CONF.
Average RPI Loss:	53	RECORD	PCT. RANK	GAMES	SCHEDULE	OF SCHEDULE	RPI	RPI	RPI	RPI
DIV. I ONLY	15- 16	172	2- 8	67	46	117	117	4	4	
DIV. I NON-CONF.	12- 1	9	0- 0	253	136	61	61	5	5	
TOTALS	RPI 1-25	RPI 26-50	W-L RECORDS	RPI 51-100	RPI 101-150	RPI 150+				
15- 16	0- 6	0- 5	OVERALL	3- 1	2- 3	10- 1				
8- 7	0- 3	0- 1	HOME	1- 0	1- 2	6- 1				
5- 7	0- 3	0- 2	AWAY	1- 1	0- 1	4- 0				
2- 2	0- 0	0- 2	NEUTRAL	1- 0	1- 0	0- 0				
12- 1	0- 0	0- 1	NON-CONFERENCE	3- 0	0- 0	9- 0				
7- 0	0- 0	0- 0	HOME	1- 0	0- 0	6- 0				
4- 0	0- 0	0- 0	AWAY	1- 0	0- 0	3- 0				
1- 1	0- 0	0- 1	NEUTRAL	1- 0	0- 0	0- 0				
3- 15	0- 6	0- 4	CONFERENCE	0- 1	2- 3	1- 1				
1- 7	0- 3	0- 1	HOME	0- 0	1- 2	0- 1				
1- 7	0- 3	0- 2	AWAY	0- 1	0- 1	1- 0				
1- 1	0- 0	0- 1	NEUTRAL	0- 0	1- 0	0- 0				

RPI 1-25				RPI 26-50				RPI 51-100				RPI 101+ Team's RPI: 117			
RPI	S	Opponent	Score	RPI	S	Opponent	Score	RPI	S	Opponent	Score	RPI	S	Opponent	Score
1	A	Notre Dame	58 70	27	H	Miami (FL)	62 67	63	A	Purdue	58 56	109	H	Virginia	50 61
1	H	Notre Dame	50 63	29	N	Oklahoma	61 76	69	H	Maine	55 48	120	A	Virginia Tech	33 58
13	A	Syracuse	61 62	49	A	North Carolina St.	63 74	72	A	Georgia Tech	56 62	120	N	Virginia Tech	49 37
13	H	Syracuse	55 71	49	N	North Carolina St.	60 76	87	N	Utah	76 51	124	H	Pittsburgh	54 43
14	H	Louisville	45 55	50	A	Duke	51 71					138	H	Wake Forest	59 65
15	A	Florida St.	42 75									153	H	North Carolina	78 86
												157	H	Yale	73 60
												160	A	Northeastern	71 45
												216	H	Hartford	62 28
												227	H	Bryant	74 59
												233	H	New Hampshire	71 51
												253	H	Holy Cross	60 51
												258	A	Clemson	67 64
												264	A	Providence	67 41
												320	H	UMass Lowell	66 55
												344	A	Boston U.	58 37
LAST 12 Division I GAMES:															
		49 N North Carolina St.	60 76			109 H Virginia	50 61								
		120 N Virginia Tech	49 37			49 A North Carolina St.	63 74								
		1 A Notre Dame	58 70			153 H North Carolina	78 86								
		13 H Syracuse	55 71			27 H Miami (FL)	62 67								
		14 H Louisville	45 55			72 A Georgia Tech	56 62								
		258 A Clemson	67 64			13 A Syracuse	61 62								

Non-Div I Games:

Boston College

Average RPI Win: 268	WON-LOST	WINNING	LAST 10	STRENGTH OF	OPP. STRENGTH	TEAM	ADJ.	CONF.	ADJ CONF.
Average RPI Loss: 204	RECORD	PCT. RANK	GAMES	SCHEDULE	OF SCHEDULE	RPI	RPI	RPI	RPI
DIV. I ONLY	3- 27	343	2- 8	290	259	344	344	27	27
DIV. I NON-CONF.	0- 11	338	0- 0	294	164	347	347	27	27
TOTALS	RPI 1-25	RPI 26-50	W-L RECORDS	RPI 51-100	RPI 101-150	RPI 150+			
3- 27	0- 0	0- 0	OVERALL	0- 6	0- 1	3- 20			
2- 13	0- 0	0- 0	HOME	0- 3	0- 1	2- 9			
1- 14	0- 0	0- 0	AWAY	0- 0	0- 0	1- 5			
0- 0	0- 0	0- 0	NEUTRAL	0- 0	0- 0	0- 0			
0- 11	0- 0	0- 0	NON-CONFERENCE	0- 2	0- 1	0- 8			
0- 6	0- 0	0- 0	HOME	0- 1	0- 1	0- 4			
0- 5	0- 0	0- 0	AWAY	0- 1	0- 0	0- 4			
0- 0	0- 0	0- 0	NEUTRAL	0- 0	0- 0	0- 0			
3- 16	0- 0	0- 0	CONFERENCE	0- 4	0- 0	3- 12			
2- 7	0- 0	0- 0	HOME	0- 2	0- 0	2- 5			
1- 9	0- 0	0- 0	AWAY	0- 2	0- 0	1- 7			
0- 0	0- 0	0- 0	NEUTRAL	0- 0	0- 0	0- 0			

RPI S	Opponent	Score	RPI S	Opponent	Score	RPI S	Opponent	Score	RPI S	Opponent	Score	Team's RPI: 344
						51	H Albany (NY)	43 83	117	H Boston College	37 58	
						66	A Army West Point	38 72	159	H Marist	54 73	
						66	H Army West Point	44 79	160	H Northeastern	44 77	
						89	A Bucknell	56 74	211	H Rhode Island	41 57	
						89	H Bucknell	59 72	214	A Dartmouth	52 72	
						95	A Harvard	55 73	220	A Lehigh	48 72	
									220	H Lehigh	66 73	
									221	A Massachusetts	56 73	
									228	A Navy	56 67	
									228	H Navy	51 49	
									230	A Loyola Maryland	54 63	
									230	H Loyola Maryland	46 67	
									233	A New Hampshire	52 69	
									253	A Holy Cross	50 74	
									253	H Holy Cross	41 60	
									276	A American	33 79	
									276	A American	53 61	
									276	H American	63 59	
									277	H Vermont	45 60	
									299	A Colgate	71 58	
									299	H Colgate	63 72	
									320	A UMass Lowell	57 70	
									328	A Lafayette	56 71	
									328	H Lafayette	64 71	
LAST 12 Division I GAMES:												
			276	A American	53 61	230	H Loyola Maryland	46 67				
			66	H Army West Point	44 79	276	A American	33 79				
			253	A Holy Cross	50 74	328	H Lafayette	64 71				
			66	A Army West Point	38 72	228	H Navy	51 49				
			89	H Bucknell	59 72	220	A Lehigh	48 72				
			299	A Colgate	71 58	89	A Bucknell	56 74				

Non-Div I Games:

Boston U.

■ Loss,
 ■ Non-Conf,
 ■ S Site,
 ■ H Home
 ■ A Away
 N Neutral

Bowling Green

Through Games Of March 5, 2016

Average RPI Win:	265	WON-LOST	WINNING	LAST 10	STRENGTH OF	OPP. STRENGTH	TEAM	ADJ.	CONF.	ADJ CONF.
Average RPI Loss:	121	RECORD	PCT. RANK	GAMES	SCHEDULE	OF SCHEDULE	RPI	RPI	RPI	RPI
DIV. I ONLY	10- 17	246	2- 8	228	147	257	257	11	11	
DIV. I NON-CONF.	4- 5	193	0- 0	327	219	284	284	13	13	
TOTALS	RPI 1-25	RPI 26-50	W-L RECORDS	RPI 51-100	RPI 101-150	RPI 150+				
10- 17	0- 0	0- 2	OVERALL	1- 3	0- 9	9- 3				
6- 7	0- 0	0- 1	HOME	1- 2	0- 4	5- 0				
3- 9	0- 0	0- 1	AWAY	0- 1	0- 5	3- 2				
1- 1	0- 0	0- 0	NEUTRAL	0- 0	0- 0	1- 1				
4- 5	0- 0	0- 0	NON-CONFERENCE	0- 1	0- 1	4- 3				
3- 1	0- 0	0- 0	HOME	0- 1	0- 0	3- 0				
0- 3	0- 0	0- 0	AWAY	0- 0	0- 1	0- 2				
1- 1	0- 0	0- 0	NEUTRAL	0- 0	0- 0	1- 1				
6- 12	0- 0	0- 2	CONFERENCE	1- 2	0- 8	5- 0				
3- 6	0- 0	0- 1	HOME	1- 1	0- 4	2- 0				
3- 6	0- 0	0- 1	AWAY	0- 1	0- 4	3- 0				
0- 0	0- 0	0- 0	NEUTRAL	0- 0	0- 0	0- 0				

RPI 1-25				RPI 26-50				RPI 51-100				RPI 101+				Team's RPI: 257	
RPI	S	Opponent	Score	RPI	S	Opponent	Score	RPI	S	Opponent	Score	RPI	S	Opponent	Score		
				42	A	Ohio	58 75	57	H	Ball St.	56 67	105	A	Toledo	61 75		
				42	H	Ohio	57 72					105	H	Toledo	60 68		
								60	H	South Dakota St.	45 58	109	A	Virginia	39 68		
								70	A	Central Mich.	75 76	122	A	Akron	61 71		
								85	H	Eastern Mich.	67 63	122	H	Akron	55 71		
												131	A	Buffalo	52 55		
												131	H	Buffalo	50 63		
												140	A	Western Mich.	45 74		
												140	H	Western Mich.	49 65		
												152	N	Jacksonville	72 69		
												187	N	Davidson	56 60		
												237	A	Cincinnati	51 54		
												259	A	Northern Ill.	58 43		
												261	A	Cleveland St.	48 69		
												282	A	Miami (OH)	64 58		
												282	H	Miami (OH)	76 56		
												303	H	Bradley	66 53		
												314	H	Illinois St.	70 52		
												319	A	Kent St.	65 55		
												319	H	Kent St.	71 49		
												330	H	Evansville	74 56		
LAST 12 Division I GAMES:																	
				122	A	Akron	61 71					131	H	Buffalo	50 63		
				42	A	Ohio	58 75					140	H	Western Mich.	49 65		
				282	H	Miami (OH)	76 56					70	A	Central Mich.	75 76		
				131	A	Buffalo	52 55					105	A	Toledo	61 75		
				319	A	Kent St.	65 55					85	H	Eastern Mich.	67 63		
				105	H	Toledo	60 68					319	H	Kent St.	71 49		

Non-Div I Games:

Bowling Green

■ Loss,
 ■ Non-Conf,
 ■ S Site,
 ■ Home
 ■ Away
 N Neutral

Bradley

Through Games Of March 5, 2016

Average RPI Win:	290	WON-LOST	WINNING	LAST 10	STRENGTH OF	OPP. STRENGTH	TEAM	ADJ.	CONF.	ADJ CONF.
Average RPI Loss:	159	RECORD	PCT. RANK	GAMES	SCHEDULE	OF SCHEDULE	RPI	RPI	RPI	RPI
DIV. I ONLY	7- 21	296	3- 7	274	199	303	303	21	21	
DIV. I NON-CONF.	3- 7	248	0- 0	267	162	267	267	17	17	
TOTALS	RPI 1-25	RPI 26-50	W-L RECORDS	RPI 51-100	RPI 101-150	RPI 150+				
7- 21	0- 0	0- 1	OVERALL	0- 8	1- 3	6- 9				
4- 9	0- 0	0- 1	HOME	0- 3	0- 2	4- 3				
3- 12	0- 0	0- 0	AWAY	0- 5	1- 1	2- 6				
0- 0	0- 0	0- 0	NEUTRAL	0- 0	0- 0	0- 0				
3- 7	0- 0	0- 1	NON-CONFERENCE	0- 2	1- 1	2- 3				
1- 3	0- 0	0- 1	HOME	0- 0	0- 1	1- 1				
2- 4	0- 0	0- 0	AWAY	0- 2	1- 0	1- 2				
0- 0	0- 0	0- 0	NEUTRAL	0- 0	0- 0	0- 0				
4- 14	0- 0	0- 0	CONFERENCE	0- 6	0- 2	4- 6				
3- 6	0- 0	0- 0	HOME	0- 3	0- 1	3- 2				
1- 8	0- 0	0- 0	AWAY	0- 3	0- 1	1- 4				
0- 0	0- 0	0- 0	NEUTRAL	0- 0	0- 0	0- 0				

RPI 1-25			RPI 26-50			RPI 51-100			RPI 101+			Team's RPI: 303			
RPI	S	Opponent	Score	RPI	S	Opponent	Score	RPI	S	Opponent	Score	RPI	S	Opponent	Score
				29	H	Oklahoma	46 79	53	A	Saint Louis	58 75	137	A	Southern Ill.	49 75
								58	A	Iowa	53 60	137	H	Southern Ill.	51 65
								93	A	Missouri St.	56 59	140	H	Western Mich.	59 72
								93	H	Missouri St.	44 55	142	A	Detroit	75 67
								98	A	UNI	41 65	174	A	Loyola Chicago	63 69
								98	H	UNI	47 55	174	H	Loyola Chicago	54 67
								100	A	Drake	45 78	224	A	Indiana St.	37 59
								100	H	Drake	64 76	224	H	Indiana St.	59 68
												249	H	Ill.-Chicago	56 66
												257	A	Bowling Green	53 66
												259	A	Northern Ill.	64 68
												291	A	Wichita St.	55 50
												291	H	Wichita St.	50 44
												314	A	Illinois St.	49 54
												314	H	Illinois St.	52 38
												319	H	Kent St.	68 60
												330	A	Evansville	46 62
												330	H	Evansville	66 52
												343	A	Chicago St.	66 60
LAST 12 Division I GAMES:															
				174	A	Loyola Chicago	63 69	291	A	Wichita St.	55 50				
				100	A	Drake	45 78	137	H	Southern Ill.	51 65				
				98	A	UNI	41 65	330	H	Evansville	66 52				
				314	H	Illinois St.	52 38	98	H	UNI	47 55				
				224	H	Indiana St.	59 68	100	H	Drake	64 76				
				93	A	Missouri St.	56 59	224	A	Indiana St.	37 59				

Non-Div I Games: Eureka

87 47

Bradley

■ Loss,
 ■ Non-Conf,
 ■ S Site,
 ■ Home
 ■ A Away
 N Neutral

Average RPI Win:	257	WON-LOST	WINNING	LAST 10	STRENGTH OF	OPP. STRENGTH	TEAM	ADJ.	CONF.	ADJ CONF.
Average RPI Loss:	140	RECORD	PCT. RANK	GAMES	SCHEDULE	OF SCHEDULE	RPI	RPI	RPI	RPI
DIV. I ONLY	13- 13	165	3- 7	263	188	205	205	10	10	
DIV. I NON-CONF.	10- 2	33	0- 0	341	339	151	151	12	12	
TOTALS	RPI 1-25	RPI 26-50	W-L RECORDS	RPI 51-100	RPI 101-150	RPI 150+				
13- 13	0- 0	0- 4	OVERALL	0- 2	0- 0	13- 7				
7- 5	0- 0	0- 2	HOME	0- 1	0- 0	7- 2				
6- 8	0- 0	0- 2	AWAY	0- 1	0- 0	6- 5				
0- 0	0- 0	0- 0	NEUTRAL	0- 0	0- 0	0- 0				
10- 2	0- 0	0- 0	NON-CONFERENCE	0- 0	0- 0	10- 2				
5- 0	0- 0	0- 0	HOME	0- 0	0- 0	5- 0				
5- 2	0- 0	0- 0	AWAY	0- 0	0- 0	5- 2				
0- 0	0- 0	0- 0	NEUTRAL	0- 0	0- 0	0- 0				
3- 11	0- 0	0- 4	CONFERENCE	0- 2	0- 0	3- 5				
2- 5	0- 0	0- 2	HOME	0- 1	0- 0	2- 2				
1- 6	0- 0	0- 2	AWAY	0- 1	0- 0	1- 3				
0- 0	0- 0	0- 0	NEUTRAL	0- 0	0- 0	0- 0				

RPI 1-25				RPI 26-50				RPI 51-100				RPI 101+				Team's RPI: 205	
RPI	S	Opponent	Score	RPI	S	Opponent	Score	RPI	S	Opponent	Score	RPI	S	Opponent	Score		
				32	A	Princeton	53 72	95	A	Harvard	79 92	157	A	Yale	54 81		
				32	H	Princeton	57 83	95	H	Harvard	79 87	157	H	Yale	39 48		
				35	A	Penn	49 66					170	A	Cornell	70 85		
				35	H	Penn	59 69					170	H	Cornell	91 69		
												211	H	Rhode Island	67 63		
												214	A	Dartmouth	56 60		
												214	H	Dartmouth	50 63		
												219	H	Binghamton	67 65		
												227	A	Bryant	84 67		
												242	A	Bethune-Cookman	68 61		
												245	A	Manhattan	56 80		
												248	A	Columbia	73 63		
												248	H	Columbia	91 64		
												254	H	Morgan St.	72 45		
												264	H	Providence	57 47		
												277	H	Vermont	71 54		
												316	A	Fairleigh Dickinson	63 48		
												319	A	Kent St.	62 57		
												338	A	Saint Peter's	67 79		
												342	A	NJIT	74 49		
LAST 12 Division I GAMES:																	
				170	H	Cornell	91 69	214	H	Dartmouth	50 63						
				248	H	Columbia	91 64	95	H	Harvard	79 87						
				95	A	Harvard	79 92	248	A	Columbia	73 63						
				214	A	Dartmouth	56 60	170	A	Cornell	70 85						
				32	H	Princeton	57 83	35	A	Penn	49 66						
				35	H	Penn	59 69	32	A	Princeton	53 72						

Non-Div I Games: Mount Ida 114 28 Rhode Island Col. 90 35

Brown

Loss, Non-Conf, S Site, H Home A Away N Neutral

B
r
y
a
n
tB
r
y
a
n
t

Bryant

Loss, Non-Conf, S Site, H Home A Away N Neutral

B
r
y
a
n
t

RPI S Opponent Score

Bryant

Through Games Of March 5, 2016

RPI	S	Opponent	Score
345	H	Wagner	94 67

B
r
y
a
n
t

Bryant

Bucknell

Through Games Of March 5, 2016

Average RPI Win:	258	WON-LOST	WINNING	LAST 10	STRENGTH OF	OPP. STRENGTH	TEAM	ADJ.	CONF.	ADJ CONF.
Average RPI Loss:	142	RECORD	PCT. RANK	GAMES	SCHEDULE	OF SCHEDULE	RPI	RPI	RPI	RPI
DIV. I ONLY	23- 6	32	9- 1	251	308	89	89	27	27	
DIV. I NON-CONF.	6- 5	146	0- 0	200	301	156	156	27	27	
TOTALS	RPI 1-25	RPI 26-50	W-L RECORDS	RPI 51-100	RPI 101-150	RPI 150+				
23- 6	0- 1	0- 0	OVERALL	1- 1	0- 1	22- 3				
13- 1	0- 0	0- 0	HOME	1- 0	0- 1	12- 0				
10- 5	0- 1	0- 0	AWAY	0- 1	0- 0	10- 3				
0- 0	0- 0	0- 0	NEUTRAL	0- 0	0- 0	0- 0				
6- 5	0- 1	0- 0	NON-CONFERENCE	0- 0	0- 1	6- 3				
4- 1	0- 0	0- 0	HOME	0- 0	0- 1	4- 0				
2- 4	0- 1	0- 0	AWAY	0- 0	0- 0	2- 3				
0- 0	0- 0	0- 0	NEUTRAL	0- 0	0- 0	0- 0				
17- 1	0- 0	0- 0	CONFERENCE	1- 1	0- 0	16- 0				
9- 0	0- 0	0- 0	HOME	1- 0	0- 0	8- 0				
8- 1	0- 0	0- 0	AWAY	0- 1	0- 0	8- 0				
0- 0	0- 0	0- 0	NEUTRAL	0- 0	0- 0	0- 0				

RPI 1-25				RPI 26-50				RPI 51-100				Team's RPI: 89	RPI 101+			
RPI	S	Opponent	Score	RPI	S	Opponent	Score	RPI	S	Opponent	Score		RPI	S	Opponent	Score
1	A	Notre Dame	54 85					66	A	Army West Point	63 68		126	H	Youngstown St.	47 55
								66	H	Army West Point	79 69		163	H	Delaware	80 51
													184	A	UMBC	52 65
													219	H	Binghamton	76 46
													220	A	Lehigh	67 54
													220	H	Lehigh	80 77
													222	A	Canisius	56 61
													228	A	Navy	51 41
													228	H	Navy	64 52
													230	A	Loyola Maryland	64 42
													230	H	Loyola Maryland	71 64
													245	A	Manhattan	61 56
													253	A	Holy Cross	58 51
													253	H	Holy Cross	74 64
													254	A	Morgan St.	50 64
													261	A	Cleveland St.	59 57
													276	A	American	66 60
													276	H	American	60 54
													299	A	Colgate	71 51
													299	H	Colgate	79 60
LAST 12 Division I GAMES:													316	H	Fairleigh Dickinson	72 62
328	A	Lafayette	68 59	220	A	Lehigh	67 54	318	H	Mt. St. Mary's	71 45	328	A	Lafayette	68 59	
228	H	Navy	64 52	253	H	Holy Cross	74 64	328	H	Lafayette	69 55	344	A	Boston U.	72 59	
328	H	Lafayette	69 55	276	H	American	60 54	344	A	Boston U.	74 56	344	H	Boston U.	74 56	
344	A	Boston U.	72 59	66	A	Army West Point	63 68									
230	A	Loyola Maryland	64 42	344	H	Boston U.	74 56									
299	H	Colgate	79 60	230	H	Loyola Maryland	71 64									

Non-Div I Games:

Bucknell

■ Loss,
 ■ Non-Conf, S Site,
 ■ Home
 ■ Away
 N Neutral

Buffalo

Through Games Of March 5, 2016

Average RPI Win:	222	WON-LOST	WINNING	LAST 10	STRENGTH OF	OPP. STRENGTH	TEAM	ADJ.	CONF.	ADJ CONF.
Average RPI Loss:	110	RECORD	PCT. RANK	GAMES	SCHEDULE	OF SCHEDULE	RPI	RPI	RPI	RPI
DIV. I ONLY	16- 13	149	6- 4	141	158	131	131	11	11	
DIV. I NON-CONF.	8- 3	77	0- 0	204	229	100	100	13	13	
TOTALS	RPI 1-25	RPI 26-50	W-L RECORDS	RPI 51-100	RPI 101-150	RPI 150+				
16- 13	0- 1	2- 1	OVERALL	1- 5	0- 4	13- 2				
8- 5	0- 1	1- 0	HOME	1- 2	0- 2	6- 0				
7- 8	0- 0	1- 1	AWAY	0- 3	0- 2	6- 2				
1- 0	0- 0	0- 0	NEUTRAL	0- 0	0- 0	1- 0				
8- 3	0- 1	0- 1	NON-CONFERENCE	0- 1	0- 0	8- 0				
3- 1	0- 1	0- 0	HOME	0- 0	0- 0	3- 0				
4- 2	0- 0	0- 1	AWAY	0- 1	0- 0	4- 0				
1- 0	0- 0	0- 0	NEUTRAL	0- 0	0- 0	1- 0				
8- 10	0- 0	2- 0	CONFERENCE	1- 4	0- 4	5- 2				
5- 4	0- 0	1- 0	HOME	1- 2	0- 2	3- 0				
3- 6	0- 0	1- 0	AWAY	0- 2	0- 2	2- 2				
0- 0	0- 0	0- 0	NEUTRAL	0- 0	0- 0	0- 0				

RPI 1-25				RPI 26-50				RPI 51-100				RPI 101+ Team's RPI: 131			
RPI	S	Opponent	Score	RPI	S	Opponent	Score	RPI	S	Opponent	Score	RPI	S	Opponent	Score
18	H	Duquesne	62 79	34	A	St. Bonaventure	32 59	57	A	Ball St.	63 68	105	A	Toledo	60 71
				42	A	Ohio	70 58	57	H	Ball St.	57 59	122	A	Akron	49 62
				42	H	Ohio	51 43	65	A	Hofstra	36 79	122	H	Akron	61 69
								70	H	Central Mich.	67 61	140	H	Western Mich.	78 92
								85	A	Eastern Mich.	56 67	170	H	Cornell	59 41
								85	H	Eastern Mich.	55 70	198	A	Sacred Heart	66 53
												221	A	Massachusetts	56 48
												222	H	Canisius	54 40
												257	A	Bowling Green	63 50
												257	H	Bowling Green	55 52
												258	N	Clemson	61 51
												259	A	Northern Ill.	74 76
												278	A	UCF	66 60
												282	A	Miami (OH)	58 69
												282	H	Miami (OH)	58 39
												289	A	Niagara	57 48
												319	A	Kent St.	77 66
												319	H	Kent St.	63 47
												327	H	LIU Brooklyn	55 38
LAST 12 Division I GAMES:															
319	H	Kent St.	63 47	257	A	Bowling Green	63 50								
122	A	Akron	49 62	105	A	Toledo	60 71								
42	A	Ohio	70 58	57	H	Ball St.	57 59								
257	H	Bowling Green	55 52	42	H	Ohio	51 43								
282	H	Miami (OH)	58 39	259	A	Northern Ill.	74 76								
85	H	Eastern Mich.	55 70	282	A	Miami (OH)	58 69								

Non-Div I Games:

Buffalo

■ Loss,
 ■ Non-Conf,
 ■ S Site,
 ■ H Home
 ■ A Away
 N Neutral

Butler

Through Games Of March 5, 2016

Average RPI Win:	186	WON-LOST	WINNING	LAST 10	STRENGTH OF	OPP. STRENGTH	TEAM	ADJ.	CONF.	ADJ CONF.
Average RPI Loss:	80	RECORD	PCT. RANK	GAMES	SCHEDULE	OF SCHEDULE	RPI	RPI	RPI	RPI
DIV. I ONLY	10- 20	266	3- 7	77	63	181	181	6	6	
DIV. I NON-CONF.	5- 6	180	0- 0	134	26	144	144	6	6	
TOTALS	RPI 1-25	RPI 26-50	W-L RECORDS	RPI 51-100	RPI 101-150	RPI 150+				
10- 20	0- 3	0- 6	OVERALL	2- 5	2- 3	6- 3				
6- 7	0- 2	0- 2	HOME	2- 1	2- 1	2- 1				
2- 13	0- 1	0- 4	AWAY	0- 4	0- 2	2- 2				
2- 0	0- 0	0- 0	NEUTRAL	0- 0	0- 0	2- 0				
5- 6	0- 1	0- 2	NON-CONFERENCE	0- 1	2- 1	3- 1				
3- 1	0- 1	0- 0	HOME	0- 0	2- 0	1- 0				
1- 5	0- 0	0- 2	AWAY	0- 1	0- 1	1- 1				
1- 0	0- 0	0- 0	NEUTRAL	0- 0	0- 0	1- 0				
5- 14	0- 2	0- 4	CONFERENCE	2- 4	0- 2	3- 2				
3- 6	0- 1	0- 2	HOME	2- 1	0- 1	1- 1				
1- 8	0- 1	0- 2	AWAY	0- 3	0- 1	1- 1				
1- 0	0- 0	0- 0	NEUTRAL	0- 0	0- 0	1- 0				

RPI	S	Opponent	Score	RPI	S	Opponent	Score	RPI	S	Opponent	Score	RPI	S	Opponent	Score	Team's RPI: 181
19	A	DePaul	63 102	26	A	South Fla.	77 87	54	A	St. John's (NY)	41 68	102	H	TCU	65 53	
19	H	DePaul	54 61	37	A	Seton Hall	77 98	54	H	St. John's (NY)	62 58	106	A	Wright St.	53 66	
23	H	Green Bay	46 55	37	H	Seton Hall	67 72	57	A	Ball St.	50 58	128	A	Creighton	49 77	
				41	A	Chattanooga	49 60	91	A	Georgetown	35 49	128	H	Creighton	42 52	
				44	A	Villanova	46 66	91	H	Georgetown	82 76	139	H	Arkansas	63 57	
				44	H	Villanova	45 57	92	A	Marquette	69 76	167	A	Xavier	47 55	
								92	H	Marquette	64 80	167	H	Xavier	63 73	
												167	N	Xavier	48 47	
												224	A	Indiana St.	63 70	
												240	H	Valparaiso	72 53	
												258	N	Clemson	54 50	
												264	A	Providence	77 67	
												264	H	Providence	65 50	
												278	A	UCF	71 63	
LAST 12 Division I GAMES:																
167	N	Xavier	48 47	92	A	Marquette	69 76									
44	A	Villanova	46 66	264	H	Providence	65 50									
91	A	Georgetown	35 49	128	H	Creighton	42 52									
54	H	St. John's (NY)	62 58	167	A	Xavier	47 55									
37	H	Seton Hall	67 72	37	A	Seton Hall	77 98									
19	A	DePaul	63 102	54	A	St. John's (NY)	41 68									

Non-Div I Games:

Butler

■ Loss,
 ■ Non-Conf,
 ■ S Site,
 ■ H Home
 ■ A Away
 N Neutral

CSU Bakersfield

Through Games Of March 5, 2016

Average RPI Win:	262	WON-LOST	WINNING	LAST 10	STRENGTH OF	OPP. STRENGTH	TEAM	ADJ.	CONF.	ADJ CONF.
Average RPI Loss:	128	RECORD	PCT. RANK	GAMES	SCHEDULE	OF SCHEDULE	RPI	RPI	RPI	RPI
DIV. I ONLY	11- 18	243	6- 4	127	193	212	212	28	28	
DIV. I NON-CONF.	3- 12	290	0- 0	39	32	222	222	25	25	
TOTALS	RPI 1-25	RPI 26-50	W-L RECORDS	RPI 51-100	RPI 101-150	RPI 150+				
11- 18	0- 5	0- 0	OVERALL	0- 1	0- 5	11- 7				
7- 6	0- 0	0- 0	HOME	0- 0	0- 2	7- 4				
4- 10	0- 3	0- 0	AWAY	0- 1	0- 3	4- 3				
0- 2	0- 2	0- 0	NEUTRAL	0- 0	0- 0	0- 0				
3- 12	0- 5	0- 0	NON-CONFERENCE	0- 1	0- 3	3- 3				
3- 3	0- 0	0- 0	HOME	0- 0	0- 1	3- 2				
0- 7	0- 3	0- 0	AWAY	0- 1	0- 2	0- 1				
0- 2	0- 2	0- 0	NEUTRAL	0- 0	0- 0	0- 0				
8- 6	0- 0	0- 0	CONFERENCE	0- 0	0- 2	8- 4				
4- 3	0- 0	0- 0	HOME	0- 0	0- 1	4- 2				
4- 3	0- 0	0- 0	AWAY	0- 0	0- 1	4- 2				
0- 0	0- 0	0- 0	NEUTRAL	0- 0	0- 0	0- 0				

RPI 1-25				RPI 26-50				RPI 51-100				RPI 101+ Team's RPI: 212			
RPI	S	Opponent	Score	RPI	S	Opponent	Score	RPI	S	Opponent	Score	RPI	S	Opponent	Score
3	N	South Carolina	71 90					59	A	UC Riverside	61 81	107	A	New Mexico St.	63 86
5	A	Oregon St.	51 75									107	H	New Mexico St.	59 67
8	A	UCLA	68 82									118	A	Fresno St.	52 57
9	A	Stanford	41 83									121	A	Hawaii	60 74
11	N	Arizona St.	47 60									121	H	Hawaii	55 65
												172	H	Pacific	74 80
												189	H	Cal Poly	57 52
												191	A	UTRGV	46 60
												191	H	UTRGV	80 66
												193	H	San Jose St.	90 88
												213	A	Utah Valley	53 72
												213	H	Utah Valley	61 54
												229	A	Grand Canyon	76 67
												229	H	Grand Canyon	51 61
												266	H	Pepperdine	73 76
												267	A	UC Santa Barbara	60 61
												271	A	Seattle	66 52
												271	H	Seattle	76 68
												302	A	UMKC	78 68
												302	H	UMKC	40 56
												336	H	UC Irvine	65 39
												343	A	Chicago St.	74 61
												343	H	Chicago St.	76 43
LAST 12 Division I GAMES:															
271	A	Seattle	66 52	302	A	UMKC	78 68								
229	A	Grand Canyon	76 67	213	H	Utah Valley	61 54								
191	H	UTRGV	80 66	229	H	Grand Canyon	51 61								
107	H	New Mexico St.	59 67	107	A	New Mexico St.	63 86								
213	A	Utah Valley	53 72	191	A	UTRGV	46 60								
343	A	Chicago St.	74 61	271	H	Seattle	76 68								

Non-Div I Games:

CSU Bakersfield

Loss, Non-Conf, S Site, H Home A Away N Neutral

Average RPI Win: 270	WON-LOST	WINNING	LAST 10	STRENGTH OF	OPP. STRENGTH	TEAM	ADJ.	CONF.	ADJ CONF.
Average RPI Loss: 158	RECORD	PCT. RANK	GAMES	SCHEDULE	OF SCHEDULE	RPI	RPI	RPI	RPI
DIV. I ONLY	7- 23	303	3- 7	247	184	298	298	22	22
DIV. I NON-CONF.	2- 12	311	0- 0	239	59	300	300	21	21
TOTALS	RPI 1-25	RPI 26-50	W-L RECORDS	RPI 51-100	RPI 101-150	RPI 150+			
7- 23	0- 1	0- 2	OVERALL	0- 5	2- 4	5- 11			
4- 9	0- 0	0- 2	HOME	0- 1	2- 1	2- 5			
3- 14	0- 1	0- 0	AWAY	0- 4	0- 3	3- 6			
0- 0	0- 0	0- 0	NEUTRAL	0- 0	0- 0	0- 0			
2- 12	0- 1	0- 2	NON-CONFERENCE	0- 3	1- 1	1- 5			
1- 4	0- 0	0- 2	HOME	0- 0	1- 0	0- 2			
1- 8	0- 1	0- 0	AWAY	0- 3	0- 1	1- 3			
0- 0	0- 0	0- 0	NEUTRAL	0- 0	0- 0	0- 0			
5- 11	0- 0	0- 0	CONFERENCE	0- 2	1- 3	4- 6			
3- 5	0- 0	0- 0	HOME	0- 1	1- 1	2- 3			
2- 6	0- 0	0- 0	AWAY	0- 1	0- 2	2- 3			
0- 0	0- 0	0- 0	NEUTRAL	0- 0	0- 0	0- 0			

RPI	S	Opponent	Score	RPI	S	Opponent	Score	RPI	S	Opponent	Score	RPI	S	Opponent	Score	Team's RPI: 298
11	A	Arizona St.	46 69	39	H	Georgia	58 83	59	A	UC Riverside	76 83	121	A	Hawaii	50 77	
				48	H	St. Mary's (CA)	59 93	59	H	UC Riverside	62 84	121	H	Hawaii	63 60	
								81	A	San Diego	64 86	129	A	Long Beach St.	71 74	
								84	A	California	44 106	129	H	Long Beach St.	69 79	
								87	A	Utah	56 97	130	H	Penn St.	81 73	
												136	A	Idaho	50 106	
												180	A	Eastern Wash.	59 70	
												189	A	Cal Poly	62 66	
												189	H	Cal Poly	66 77	
												190	A	UC Davis	50 57	
												190	H	UC Davis	52 75	
												255	H	San Diego St.	65 67	
												267	A	UC Santa Barbara	58 70	
												267	H	UC Santa Barbara	49 65	
												271	H	Seattle	56 62	
												287	A	Portland	68 62	
												323	A	Portland St.	77 83	
												334	A	Southern Utah	65 67	
												336	A	UC Irvine	83 64	
												336	H	UC Irvine	62 48	
												340	A	Cal St. Fullerton	82 71	
												340	H	Cal St. Fullerton	79 52	
LAST 12 Division I GAMES:																
129	H	Long Beach St.	69 79	336	H	UC Irvine	62 48									
340	A	Cal St. Fullerton	82 71	59	A	UC Riverside	76 83									
190	A	UC Davis	50 57	129	A	Long Beach St.	71 74									
59	H	UC Riverside	62 84	340	H	Cal St. Fullerton	79 52									
189	H	Cal Poly	66 77	336	A	UC Irvine	83 64									
267	A	UC Santa Barbara	58 70	121	H	Hawaii	63 60									

Non-Div I Games:

CSUN

■ Loss,
■ Non-Conf,
■ S Site,
■ H Home
■ A Away
N Neutral

Average RPI Win: 254	WON-LOST	WINNING	LAST 10	STRENGTH OF	OPP. STRENGTH	TEAM	ADJ.	CONF.	ADJ CONF.
Average RPI Loss: 124	RECORD	PCT. RANK	GAMES	SCHEDULE	OF SCHEDULE	RPI	RPI	RPI	RPI
DIV. I ONLY	14- 15	175	4- 6	188	227	189	189	22	22
DIV. I NON-CONF.	7- 6	156	0- 0	95	137	113	113	21	21
TOTALS	RPI 1-25	RPI 26-50	W-L RECORDS	RPI 51-100	RPI 101-150	RPI 150+			
14- 15	0- 1	0- 1	OVERALL	1- 4	1- 4	12- 5			
8- 5	0- 0	0- 0	HOME	0- 2	1- 2	7- 1			
6- 9	0- 1	0- 1	AWAY	1- 2	0- 2	5- 3			
0- 1	0- 0	0- 0	NEUTRAL	0- 0	0- 0	0- 1			
7- 6	0- 1	0- 1	NON-CONFERENCE	1- 2	1- 0	5- 2			
4- 1	0- 0	0- 0	HOME	0- 1	1- 0	3- 0			
3- 4	0- 1	0- 1	AWAY	1- 1	0- 0	2- 1			
0- 1	0- 0	0- 0	NEUTRAL	0- 0	0- 0	0- 1			
7- 9	0- 0	0- 0	CONFERENCE	0- 2	0- 4	7- 3			
4- 4	0- 0	0- 0	HOME	0- 1	0- 2	4- 1			
3- 5	0- 0	0- 0	AWAY	0- 1	0- 2	3- 2			
0- 0	0- 0	0- 0	NEUTRAL	0- 0	0- 0	0- 0			

RPI 1-25				RPI 26-50				RPI 51-100				RPI 101+ Team's RPI: 189			
RPI	S	Opponent	Score	RPI	S	Opponent	Score	RPI	S	Opponent	Score	RPI	S	Opponent	Score
5	A	Oregon St.	43 80	48	A	St. Mary's (CA)	83 87	59	A	UC Riverside	83 93	118	H	Fresno St.	64 60
								59	H	UC Riverside	62 75	121	A	Hawaii	47 68
								61	H	Santa Clara	63 69	121	H	Hawaii	58 64
								84	A	California	57 82	129	A	Long Beach St.	53 65
								90	A	San Francisco	62 61	129	H	Long Beach St.	56 61
												151	H	Montana St.	66 57
												168	H	Sacramento St.	97 72
												190	A	UC Davis	71 82
												190	H	UC Davis	57 75
												191	N	UTRGV	58 66
												212	A	CSU Bakersfield	52 57
												238	H	Loyola Marymount	70 58
												266	A	Pepperdine	61 47
												267	A	UC Santa Barbara	67 78
												267	H	UC Santa Barbara	66 60
												298	A	CSUN	77 66
												298	H	CSUN	66 62
												313	A	A&M-Corpus Christi	56 45
												336	A	UC Irvine	72 54
												336	H	UC Irvine	50 38
												340	A	Cal St. Fullerton	63 57
												340	H	Cal St. Fullerton	51 46
LAST 12 Division I GAMES:															
121	A	Hawaii	47 68	190	A	UC Davis	71 82								
267	H	UC Santa Barbara	66 60	336	H	UC Irvine	50 38								
129	H	Long Beach St.	56 61	121	H	Hawaii	58 64								
298	A	CSUN	77 66	129	A	Long Beach St.	53 65								
340	A	Cal St. Fullerton	63 57	59	A	UC Riverside	83 93								
59	H	UC Riverside	62 75	190	H	UC Davis	57 75								

Non-Div I Games:

Cal Poly

■ Loss,
■ Non-Conf, S Site,
■ Home
■ Away
N Neutral

Average RPI Win: 299		WON-LOST	WINNING	LAST 10	STRENGTH OF	OPP. STRENGTH	TEAM	ADJ.	CONF.	ADJ CONF.
Average RPI Loss: 197		RECORD	PCT. RANK	GAMES	SCHEDULE	OF SCHEDULE	RPI	RPI	RPI	RPI
DIV. I ONLY		3- 27	343	1- 9	279	288	340	340	22	22
DIV. I NON-CONF.		2- 12	311	0- 0	275	328	332	332	21	21
TOTALS	RPI 1-25		RPI 26-50		W-L RECORDS		RPI 51-100		RPI 101-150	RPI 150+
3- 27	0- 0		0- 0		OVERALL		0- 3		0- 4	3- 20
1- 13	0- 0		0- 0		HOME		0- 2		0- 2	1- 9
2- 13	0- 0		0- 0		AWAY		0- 1		0- 2	2- 10
0- 1	0- 0		0- 0		NEUTRAL		0- 0		0- 0	0- 1
2- 12	0- 0		0- 0		NON-CONFERENCE		0- 1		0- 0	2- 11
1- 5	0- 0		0- 0		HOME		0- 1		0- 0	1- 4
1- 6	0- 0		0- 0		AWAY		0- 0		0- 0	1- 6
0- 1	0- 0		0- 0		NEUTRAL		0- 0		0- 0	0- 1
1- 15	0- 0		0- 0		CONFERENCE		0- 2		0- 4	1- 9
0- 8	0- 0		0- 0		HOME		0- 1		0- 2	0- 5
1- 7	0- 0		0- 0		AWAY		0- 1		0- 2	1- 4
0- 0	0- 0		0- 0		NEUTRAL		0- 0		0- 0	0- 0

[illegible]

Cal St. Fullerton

RPI	S	Opponent	Score
336	H	UC Irvine	58 62

Cal St. Fullerton
o
n

California

Through Games Of March 5, 2016

Average RPI Win:	122	WON-LOST	WINNING	LAST 10	STRENGTH OF	OPP. STRENGTH	TEAM	ADJ.	CONF.	ADJ CONF.
Average RPI Loss:	47	RECORD	PCT. RANK	GAMES	SCHEDULE	OF SCHEDULE	RPI	RPI	RPI	RPI
DIV. I ONLY	15- 17	192	4- 6	7	6	84	84	1	1	
DIV. I NON-CONF.	8- 2	51	0- 0	43	69	35	35	1	1	
TOTALS	RPI 1-25	RPI 26-50	W-L RECORDS	RPI 51-100	RPI 101-150	RPI 150+				
15- 17	3- 9	0- 2	OVERALL	5- 4	2- 1	5- 1				
10- 6	1- 3	0- 2	HOME	4- 1	1- 0	4- 0				
2- 9	1- 1	0- 0	AWAY	0- 0	0- 0	1- 0				
3- 2	1- 2	0- 0	NEUTRAL	1- 0	1- 0	0- 0				
8- 2	1- 1	0- 1	NON-CONFERENCE	2- 0	1- 0	4- 0				
5- 1	0- 0	0- 1	HOME	2- 0	0- 0	3- 0				
2- 0	1- 0	0- 0	AWAY	0- 0	0- 0	1- 0				
1- 1	0- 1	0- 0	NEUTRAL	0- 0	1- 0	0- 0				
7- 15	2- 8	0- 1	CONFERENCE	3- 4	1- 1	1- 1				
5- 5	1- 3	0- 1	HOME	2- 1	1- 0	1- 0				
0- 9	0- 4	0- 0	AWAY	0- 3	0- 1	0- 1				
2- 1	1- 1	0- 0	NEUTRAL	1- 0	0- 0	0- 0				

RPI S	Opponent	Score	RPI S	Opponent	Score	RPI S	Opponent	Score	RPI S	Opponent	Score
5 A	Oregon St.	48 70	31 H	Washington	65 75	55 A	Southern California	47 61	123 A	Arizona	52 57
5 H	Oregon St.	44 54	48 H	St. Mary's (CA)	63 64	59 H	UC Riverside	64 58	123 H	Arizona	75 56
8 A	UCLA	56 75				86 A	Oregon	59 69	127 N	Liberty	77 72
8 H	UCLA	108 104				86 H	Oregon	65 54	168 H	Sacramento St.	117 99
8 N	UCLA	67 73				87 A	Utah	66 72	189 H	Cal Poly	82 57
9 A	Stanford	46 53				87 H	Utah	79 84	199 A	Colorado	57 78
9 H	Stanford	55 60				87 N	Utah	66 63	199 H	Colorado	64 35
11 A	Arizona St.	49 57				94 H	Washington St.	74 71	270 A	Austin Peay	67 58
11 H	Arizona St.	49 64				96 H	Nebraska	87 80	298 H	CSUN	106 44
11 N	Arizona St.	75 64									
14 A	Louisville	75 71									
20 N	Texas A&M	58 75									
LAST 12 Division I GAMES:											
8 N	UCLA	67 73	87 A	Utah	66 72						
11 N	Arizona St.	75 64	123 H	Arizona	75 56						
87 N	Utah	66 63	11 H	Arizona St.	49 64						
5 H	Oregon St.	44 54	9 H	Stanford	55 60						
86 H	Oregon	65 54	9 A	Stanford	46 53						
199 A	Colorado	57 78	31 H	Washington	65 75						

Non-Div I Games:

California

Loss, Non-Conf, S Site, H Home A Away N Neutral

Average RPI Win: 284	WON-LOST	WINNING	LAST 10	STRENGTH OF	OPP. STRENGTH	TEAM	ADJ.	CONF.	ADJ CONF.
Average RPI Loss: 191	RECORD	PCT. RANK	GAMES	SCHEDULE	OF SCHEDULE	RPI	RPI	RPI	RPI
DIV. I ONLY	12- 16	217	5- 5	297	322	268	268	26	26
DIV. I NON-CONF.	5- 3	119	0- 0	279	343	163	163	29	29
TOTALS	RPI 1-25	RPI 26-50	W-L RECORDS	RPI 51-100	RPI 101-150	RPI 150+			
12- 16	0- 0	0- 0	OVERALL	0- 2	1- 3	11- 11			
6- 7	0- 0	0- 0	HOME	0- 0	0- 2	6- 5			
6- 8	0- 0	0- 0	AWAY	0- 1	1- 1	5- 6			
0- 1	0- 0	0- 0	NEUTRAL	0- 1	0- 0	0- 0			
5- 3	0- 0	0- 0	NON-CONFERENCE	0- 2	0- 0	5- 1			
3- 0	0- 0	0- 0	HOME	0- 0	0- 0	3- 0			
2- 2	0- 0	0- 0	AWAY	0- 1	0- 0	2- 1			
0- 1	0- 0	0- 0	NEUTRAL	0- 1	0- 0	0- 0			
7- 13	0- 0	0- 0	CONFERENCE	0- 0	1- 3	6- 10			
3- 7	0- 0	0- 0	HOME	0- 0	0- 2	3- 5			
4- 6	0- 0	0- 0	AWAY	0- 0	1- 1	3- 5			
0- 0	0- 0	0- 0	NEUTRAL	0- 0	0- 0	0- 0			

RPI S	Opponent	Score	RPI S	Opponent	Score	RPI S	Opponent	Score	RPI S	Opponent	Score	Team's RPI: 268
						71 A	VCU	34 57	127 A	Liberty	55 67	
						99 N	Central Ark.	34 57	127 H	Liberty	52 62	
									132 A	UNC Asheville	64 56	
									132 H	UNC Asheville	58 72	
									166 A	ETSU	55 70	
									173 A	Radford	59 62	
									173 H	Radford	32 57	
									206 A	Gardner-Webb	56 68	
									206 H	Gardner-Webb	35 70	
									208 A	Presbyterian	54 64	
									208 H	Presbyterian	45 69	
									218 H	N.C. A&T	56 55	
									252 A	High Point	68 65	
									252 H	High Point	55 69	
									283 A	Coastal Caro.	83 70	
									283 H	Coastal Caro.	73 52	
									294 A	Charleston So.	57 65	
									294 H	Charleston So.	45 60	
									300 H	Western Caro.	73 66	
									309 A	Longwood	73 56	
									309 H	Longwood	72 65	
									318 H	Mt. St. Mary's	62 53	
									325 A	North Florida	66 55	
									326 A	Winthrop	49 50	
									326 H	Winthrop	69 56	
									348 A	N.C. Central	57 48	
LAST 12 Division I GAMES:												
173 H	Radford	32 57	309 H	Longwood	72 65							
252 A	High Point	68 65	127 A	Liberty	55 67							
132 A	UNC Asheville	64 56	206 A	Gardner-Webb	56 68							
294 H	Charleston So.	45 60	283 H	Coastal Caro.	73 52							
208 A	Presbyterian	54 64	294 A	Charleston So.	57 65							
326 H	Winthrop	69 56	326 A	Winthrop	49 50							

Non-Div I Games: UNC Pembroke

62 67

Campbell

Average RPI Win: 250	WON-LOST	WINNING	LAST 10	STRENGTH OF	OPP. STRENGTH	TEAM	ADJ.	CONF.	ADJ CONF.
Average RPI Loss: 161	RECORD	PCT. RANK	GAMES	SCHEDULE	OF SCHEDULE	RPI	RPI	RPI	RPI
DIV. I ONLY	13- 17	214	4- 6	207	243	222	222	23	23
DIV. I NON-CONF.	5- 4	138	0- 0	38	188	89	89	22	22
TOTALS	RPI 1-25	RPI 26-50	W-L RECORDS	RPI 51-100	RPI 101-150	RPI 150+			
13- 17	0- 1	0- 1	OVERALL	1- 2	0- 4	12- 9			
8- 6	0- 0	0- 1	HOME	1- 1	0- 1	7- 3			
5- 10	0- 1	0- 0	AWAY	0- 1	0- 3	5- 5			
0- 1	0- 0	0- 0	NEUTRAL	0- 0	0- 0	0- 1			
5- 4	0- 1	0- 1	NON-CONFERENCE	1- 0	0- 2	4- 0			
3- 1	0- 0	0- 1	HOME	1- 0	0- 0	2- 0			
2- 3	0- 1	0- 0	AWAY	0- 0	0- 2	2- 0			
0- 0	0- 0	0- 0	NEUTRAL	0- 0	0- 0	0- 0			
8- 13	0- 0	0- 0	CONFERENCE	0- 2	0- 2	8- 9			
5- 5	0- 0	0- 0	HOME	0- 1	0- 1	5- 3			
3- 7	0- 0	0- 0	AWAY	0- 1	0- 1	3- 5			
0- 1	0- 0	0- 0	NEUTRAL	0- 0	0- 0	0- 1			

RPI 1-25			RPI 26-50			RPI 51-100			RPI 101+ Team's RPI: 222		
RPI	S	Opponent	Score	RPI	S	Opponent	Score	RPI	S	Opponent	Score
7	A	Texas	62 92	34	H	St. Bonaventure	47 59	82	A	Quinnipiac	54 63
								82	H	Quinnipiac	68 80
								89	H	Bucknell	61 56
								116	A	Iona	56 79
								116	H	Iona	76 79
								126	A	Youngstown St.	51 53
								131	A	Buffalo	40 54
								159	A	Marist	55 67
								159	H	Marist	71 69
								160	A	Northeastern	68 57
								200	A	Fairfield	48 52
								200	H	Fairfield	50 51
								219	H	Binghamton	80 50
								231	A	Siena	57 61
								231	H	Siena	52 58
								245	A	Manhattan	55 77
								245	H	Manhattan	70 68
								246	A	Monmouth	75 79
								246	H	Monmouth	71 81
								265	H	Saint Francis (PA)	77 52
								284	A	Rider	73 64
								284	H	Rider	60 49
								288	A	Lamar	57 55
								289	A	Niagara	68 66
								289	H	Niagara	54 45
								289	N	Niagara	64 65
								338	A	Saint Peter's	60 53
								338	H	Saint Peter's	54 42
LAST 12 Division I GAMES:											
289	N	Niagara	64 65	284	H	Rider	60 49				
159	A	Marist	55 67	246	A	Monmouth	75 79				
289	H	Niagara	54 45	245	A	Manhattan	55 77				
246	H	Monmouth	71 81	116	H	Iona	76 79				
245	H	Manhattan	70 68	289	A	Niagara	68 66				
159	H	Marist	71 69	200	A	Fairfield	48 52				

Non-Div I Games:

Canisius

■ Loss,
 ■ Non-Conf,
 ■ S Site,
 ■ H Home
 ■ A Away
 N Neutral

Central Ark.

Through Games Of March 5, 2016

Average RPI Win:	263	WON-LOST	WINNING	LAST 10	STRENGTH OF	OPP. STRENGTH	TEAM	ADJ.	CONF.	ADJ CONF.
Average RPI Loss:	72	RECORD	PCT. RANK	GAMES	SCHEDULE	OF SCHEDULE	RPI	RPI	RPI	RPI
DIV. I ONLY	22- 3	10	9- 1	323	294	99	99	25	25	
DIV. I NON-CONF.	6- 1	27	0- 0	285	322	94	94	26	26	
TOTALS	RPI 1-25	RPI 26-50	W-L RECORDS	RPI 51-100	RPI 101-150	RPI 150+				
22- 3	0- 1	0- 0	OVERALL	0- 1	3- 1	19- 0				
9- 2	0- 0	0- 0	HOME	0- 1	1- 1	8- 0				
11- 1	0- 0	0- 0	AWAY	0- 0	2- 0	9- 0				
2- 0	0- 0	0- 0	NEUTRAL	0- 0	0- 0	2- 0				
6- 1	0- 1	0- 0	NON-CONFERENCE	0- 0	0- 0	6- 0				
2- 0	0- 0	0- 0	HOME	0- 0	0- 0	2- 0				
2- 1	0- 1	0- 0	AWAY	0- 0	0- 0	2- 0				
2- 0	0- 0	0- 0	NEUTRAL	0- 0	0- 0	2- 0				
16- 2	0- 0	0- 0	CONFERENCE	0- 1	3- 1	13- 0				
7- 2	0- 0	0- 0	HOME	0- 1	1- 1	6- 0				
9- 0	0- 0	0- 0	AWAY	0- 0	2- 0	7- 0				
0- 0	0- 0	0- 0	NEUTRAL	0- 0	0- 0	0- 0				

RPI 1-25				RPI 26-50				RPI 51-100 Team's RPI: 99				RPI 101+			
RPI	S	Opponent	Score	RPI	S	Opponent	Score	RPI	S	Opponent	Score	RPI	S	Opponent	Score
25	A	Tennessee	47 102					76	H	Abilene Christian	49 61	114	A	Northwestern St.	74 49
												114	H	Northwestern St.	56 60
												144	A	McNeese St.	70 56
												144	H	McNeese St.	76 52
												197	A	SFA	55 53
												232	A	Southeast Mo. St.	63 54
												236	A	Sam Houston St.	73 63
												236	H	Sam Houston St.	72 53
												250	H	Houston Baptist	45 44
												263	A	Murray St.	61 51
												263	H	Murray St.	50 40
												268	N	Campbell	57 34
												288	H	Lamar	74 49
												295	H	Alcorn	58 35
												304	A	Nicholls St.	71 65
												304	H	Nicholls St.	56 51
												312	N	South Carolina St.	51 38
												313	A	A&M-Corpus Christi	66 55
												317	A	Southeastern La.	64 60
												317	H	Southeastern La.	80 58
												329	A	Incarnate Word	76 57
												331	A	New Orleans	59 44
												331	H	New Orleans	67 55
LAST 12 Division I GAMES:															
144	H	McNeese St.	76 52	329	A	Incarnate Word	76 57								
304	H	Nicholls St.	56 51	114	H	Northwestern St.	56 60								
317	A	Southeastern La.	64 60	331	H	New Orleans	67 55								
236	H	Sam Houston St.	72 53	317	H	Southeastern La.	80 58								
236	A	Sam Houston St.	73 63	114	A	Northwestern St.	74 49								
144	A	McNeese St.	70 56	304	A	Nicholls St.	71 65								

Non-Div I Games: Central Baptist 70 37 Hendrix 72 43 Crowley's Ridge 93 38 Jarvis Christian 77 23
Central Ark.

Loss, Non-Conf, S Site, H Home A Away N Neutral

Average RPI Win:	289	WON-LOST	WINNING	LAST 10	STRENGTH OF	OPP. STRENGTH	TEAM	ADJ.	CONF.	ADJ CONF.
Average RPI Loss:	207	RECORD	PCT. RANK	GAMES	SCHEDULE	OF SCHEDULE	RPI	RPI	RPI	RPI
DIV. I ONLY	12- 17	225	5- 5	309	330	275	275	30	30	
DIV. I NON-CONF.	3- 8	258	0- 0	207	163	271	271	32	32	
TOTALS	RPI 1-25	RPI 26-50	W-L RECORDS	RPI 51-100	RPI 101-150	RPI 150+				
12- 17	0- 1	0- 0	OVERALL	0- 2	0- 1	12- 13				
7- 6	0- 0	0- 0	HOME	0- 0	0- 0	7- 6				
5- 11	0- 1	0- 0	AWAY	0- 2	0- 1	5- 7				
0- 0	0- 0	0- 0	NEUTRAL	0- 0	0- 0	0- 0				
3- 8	0- 1	0- 0	NON-CONFERENCE	0- 2	0- 1	3- 4				
3- 1	0- 0	0- 0	HOME	0- 0	0- 0	3- 1				
0- 7	0- 1	0- 0	AWAY	0- 2	0- 1	0- 3				
0- 0	0- 0	0- 0	NEUTRAL	0- 0	0- 0	0- 0				
9- 9	0- 0	0- 0	CONFERENCE	0- 0	0- 0	9- 9				
4- 5	0- 0	0- 0	HOME	0- 0	0- 0	4- 5				
5- 4	0- 0	0- 0	AWAY	0- 0	0- 0	5- 4				
0- 0	0- 0	0- 0	NEUTRAL	0- 0	0- 0	0- 0				

RPI 1-25				RPI 26-50				RPI 51-100				RPI 101+ Team's RPI: 275			
RPI	S	Opponent	Score	RPI	S	Opponent	Score	RPI	S	Opponent	Score	RPI	S	Opponent	Score
10	A	Maryland	43 86					66	A	Army West Point	52 81	130	A	Penn St.	47 73
								69	A	Maine	42 62	158	A	Fordham	48 63
												198	A	Sacred Heart	69 79
												198	H	Sacred Heart	57 61
												209	A	Robert Morris	55 72
												209	H	Robert Morris	48 39
												214	H	Dartmouth	59 55
												216	A	Hartford	41 49
												221	H	Massachusetts	78 68
												227	A	Bryant	56 70
												227	H	Bryant	53 65
												233	H	New Hampshire	50 64
												265	A	Saint Francis (PA)	79 59
												265	H	Saint Francis (PA)	66 51
												277	A	Vermont	63 79
												316	A	Fairleigh Dickinson	78 75
												316	H	Fairleigh Dickinson	71 59
												318	A	Mt. St. Mary's	48 54
												318	H	Mt. St. Mary's	55 59
												320	H	UMass Lowell	64 53
												327	A	LIU Brooklyn	65 57
												327	H	LIU Brooklyn	45 59
												337	A	St. Francis Brooklyn	67 61
												337	H	St. Francis Brooklyn	65 61
												345	A	Wagner	62 52
												345	H	Wagner	63 64
LAST 12 Division I GAMES:															
337	A	St. Francis Brooklyn	67 61	209	A	Robert Morris	55 72								
316	H	Fairleigh Dickinson	71 59	265	A	Saint Francis (PA)	79 59								
318	H	Mt. St. Mary's	55 59	227	H	Bryant	53 65								
345	H	Wagner	63 64	337	H	St. Francis Brooklyn	65 61								
327	A	LIU Brooklyn	65 57	209	H	Robert Morris	48 39								
198	A	Sacred Heart	69 79	265	H	Saint Francis (PA)	66 51								

Non-Div I Games:

Central Conn. St.

■ Loss,
 ■ Non-Conf,
 ■ S Site,
 ■ H Home
 ■ A Away
 N Neutral

Central Mich.

Through Games Of March 5, 2016

Average RPI Win:	178	WON-LOST	WINNING	LAST 10	STRENGTH OF	OPP. STRENGTH	TEAM	ADJ.	CONF.	ADJ CONF.
Average RPI Loss:	117	RECORD	PCT. RANK	GAMES	SCHEDULE	OF SCHEDULE	RPI	RPI	RPI	RPI
DIV. I ONLY	20- 9	70	8- 2	97	128	70	70	11	11	
DIV. I NON-CONF.	6- 5	146	0- 0	151	130	137	137	13	13	
TOTALS	RPI 1-25	RPI 26-50	W-L RECORDS	RPI 51-100	RPI 101-150	RPI 150+				
20- 9	0- 1	0- 1	OVERALL	5- 0	5- 5	10- 2				
11- 3	0- 1	0- 0	HOME	3- 0	3- 2	5- 0				
8- 6	0- 0	0- 1	AWAY	2- 0	2- 3	4- 2				
1- 0	0- 0	0- 0	NEUTRAL	0- 0	0- 0	1- 0				
6- 5	0- 1	0- 0	NON-CONFERENCE	1- 0	1- 2	4- 2				
3- 2	0- 1	0- 0	HOME	1- 0	1- 1	1- 0				
2- 3	0- 0	0- 0	AWAY	0- 0	0- 1	2- 2				
1- 0	0- 0	0- 0	NEUTRAL	0- 0	0- 0	1- 0				
14- 4	0- 0	0- 1	CONFERENCE	4- 0	4- 3	6- 0				
8- 1	0- 0	0- 0	HOME	2- 0	2- 1	4- 0				
6- 3	0- 0	0- 1	AWAY	2- 0	2- 2	2- 0				
0- 0	0- 0	0- 0	NEUTRAL	0- 0	0- 0	0- 0				

RPI 1-25				RPI 26-50				RPI 51-100				RPI 101+			
RPI	S	Opponent	Score	RPI	S	Opponent	Score	RPI	S	Opponent	Score	RPI	S	Opponent	Score
18	H	Duquesne	49 68	42	A	Ohio	84 86	57	A	Ball St.	74 65	105	A	Toledo	72 76
								57	H	Ball St.	67 66	105	H	Toledo	79 81
								67	H	Middle Tenn.	81 59	108	H	Memphis	61 64
								85	A	Eastern Mich.	66 65	113	A	Saint Joseph's	66 76
								85	H	Eastern Mich.	78 70	122	A	Akron	97 77
												122	H	Akron	81 60
												131	A	Buffalo	61 67
												140	A	Western Mich.	73 61
												140	H	Western Mich.	53 51
												145	H	SIUE	78 65
												174	A	Loyola Chicago	68 59
												179	A	Illinois	69 74
												202	A	Oakland	110 87
												224	H	Indiana St.	85 65
												249	A	Ill.-Chicago	63 66
												257	H	Bowling Green	76 75
												259	A	Northern Ill.	73 67
												259	H	Northern Ill.	95 63
												282	A	Miami (OH)	72 58
												282	H	Miami (OH)	77 54
												284	N	Rider	76 58
												319	H	Kent St.	81 61
LAST 12 Division I GAMES:															
				85	H	Eastern Mich.	78 70	57	A	Ball St.	74 65				
				105	A	Toledo	72 76	257	H	Bowling Green	76 75				
				140	A	Western Mich.	73 61	85	A	Eastern Mich.	66 65				
				57	H	Ball St.	67 66	282	H	Miami (OH)	77 54				
				105	H	Toledo	79 81	140	H	Western Mich.	53 51				
				259	A	Northern Ill.	73 67	122	H	Akron	81 60				

Non-Div I Games:

Central Mich.

■ Loss,
■ Non-Conf, S Site,
■ Home
■ Away
N Neutral

Average RPI Win: 287		WON-LOST	WINNING	LAST 10	STRENGTH OF	OPP. STRENGTH	TEAM	ADJ.	CONF.	ADJ CONF.
Average RPI Loss: 199		RECORD	PCT. RANK	GAMES	SCHEDULE	OF SCHEDULE	RPI	RPI	RPI	RPI
DIV. I ONLY		10- 16	242	4- 6	337	270	294	294	26	26
DIV. I NON-CONF.		2- 4	234	0- 0	349	83	346	346	29	29
TOTALS		RPI 1-25	RPI 26-50	W-L RECORDS	RPI 51-100	RPI 101-150	RPI 150+			
10- 16	0- 0		0- 0	OVERALL	0- 0	0- 5	10- 11			
6- 6	0- 0		0- 0	HOME	0- 0	0- 2	6- 4			
4- 10	0- 0		0- 0	AWAY	0- 0	0- 3	4- 7			
0- 0	0- 0		0- 0	NEUTRAL	0- 0	0- 0	0- 0			
2- 4	0- 0		0- 0	NON-CONFERENCE	0- 0	0- 1	2- 3			
2- 0	0- 0		0- 0	HOME	0- 0	0- 0	2- 0			
0- 4	0- 0		0- 0	AWAY	0- 0	0- 1	0- 3			
0- 0	0- 0		0- 0	NEUTRAL	0- 0	0- 0	0- 0			
8- 12	0- 0		0- 0	CONFERENCE	0- 0	0- 4	8- 8			
4- 6	0- 0		0- 0	HOME	0- 0	0- 2	4- 4			
4- 6	0- 0		0- 0	AWAY	0- 0	0- 2	4- 4			
0- 0	0- 0		0- 0	NEUTRAL	0- 0	0- 0	0- 0			

[illegible]

Non-Div I Games:	Paine	69	62	Columbia Int'l	67	35	Warner	73	53
------------------	-------	----	----	----------------	----	----	--------	----	----

Charleston So.

Loss, Non-Conf, S Site, H Home A Away N Neutral

Average RPI Win:	196	WON-LOST	WINNING	LAST 10	STRENGTH OF	OPP. STRENGTH	TEAM	ADJ.	CONF.	ADJ CONF.
Average RPI Loss:	82	RECORD	PCT. RANK	GAMES	SCHEDULE	OF SCHEDULE	RPI	RPI	RPI	RPI
DIV. I ONLY	19- 10	83	8- 2	106	121	77	77	13	13	
DIV. I NON-CONF.	7- 4	110	0- 0	94	141	88	88	11	11	
TOTALS	RPI 1-25	RPI 26-50	W-L RECORDS	RPI 51-100	RPI 101-150	RPI 150+				
19- 10	0- 0	1- 5	OVERALL	1- 2	3- 0	14- 3				
12- 2	0- 0	1- 1	HOME	1- 0	1- 0	9- 1				
6- 8	0- 0	0- 4	AWAY	0- 2	1- 0	5- 2				
1- 0	0- 0	0- 0	NEUTRAL	0- 0	1- 0	0- 0				
7- 4	0- 0	0- 3	NON-CONFERENCE	1- 1	1- 0	5- 0				
4- 1	0- 0	0- 1	HOME	1- 0	0- 0	3- 0				
2- 3	0- 0	0- 2	AWAY	0- 1	0- 0	2- 0				
1- 0	0- 0	0- 0	NEUTRAL	0- 0	1- 0	0- 0				
12- 6	0- 0	1- 2	CONFERENCE	0- 1	2- 0	9- 3				
8- 1	0- 0	1- 0	HOME	0- 0	1- 0	6- 1				
4- 5	0- 0	0- 2	AWAY	0- 1	1- 0	3- 2				
0- 0	0- 0	0- 0	NEUTRAL	0- 0	0- 0	0- 0				

RPI 1-25				RPI 26-50				RPI 51-100				Team's RPI: 77		RPI 101+			
RPI	S	Opponent	Score	RPI	S	Opponent	Score	RPI	S	Opponent	Score			RPI	S	Opponent	Score
				27	H	Miami (FL)	70 77	57	H	Ball St.	72 66			112	N	Mercer	72 62
				30	A	UTEP	91 94	67	A	Middle Tenn.	67 72			133	A	Marshall	64 61
				38	A	Western Ky.	66 77	88	A	Elon	83 90			133	H	Marshall	87 77
				38	H	Western Ky.	81 72							154	A	Old Dominion	85 94
				43	A	Missouri	71 88							154	H	Old Dominion	59 71
				49	A	North Carolina St.	65 72							164	H	Fla. Atlantic	85 79
														165	A	UAB	57 75
														171	H	Southern Miss.	80 59
														183	H	Louisiana Tech	63 58
														187	A	Davidson	99 88
														209	H	Robert Morris	94 73
														223	H	Col. of Charleston	89 61
														234	A	Rice	69 58
														234	H	Rice	68 63
														239	A	North Texas	82 70
														239	H	North Texas	72 69
														246	A	UTSA	64 54
														273	A	Georgia St.	83 71
														310	H	FIU	87 74
														348	H	N.C. Central	67 52
LAST 12 Division I GAMES:																	
				239	H	North Texas	72 69	239	A	North Texas	82 70						
				234	H	Rice	68 63	234	A	Rice	69 58						
				30	A	UTEP	91 94	154	A	Old Dominion	85 94						
				246	A	UTSA	64 54	164	H	Fla. Atlantic	85 79						
				38	H	Western Ky.	81 72	310	H	FIU	87 74						
				133	H	Marshall	87 77	38	A	Western Ky.	66 77						

Non-Div I Games:

Charlotte

■ Loss,
■ Non-Conf,
■ S Site,
■ H Home
■ A Away
N Neutral

Chattanooga

Through Games Of March 5, 2016

Average RPI Win:	193	WON-LOST	WINNING	LAST 10	STRENGTH OF	OPP. STRENGTH	TEAM	ADJ.	CONF.	ADJ CONF.
Average RPI Loss:	47	RECORD	PCT. RANK	GAMES	SCHEDULE	OF SCHEDULE	RPI	RPI	RPI	RPI
DIV. I ONLY	23- 7	41	10- 0	108	120	41	41	17	17	
DIV. I NON-CONF.	9- 5	108	0- 0	19	13	40	40	15	15	
TOTALS	RPI 1-25	RPI 26-50	W-L RECORDS	RPI 51-100	RPI 101-150	RPI 150+				
23- 7	0- 3	1- 2	OVERALL	2- 0	6- 2	14- 0				
14- 1	0- 1	1- 0	HOME	2- 0	4- 0	7- 0				
6- 6	0- 2	0- 2	AWAY	0- 0	0- 2	6- 0				
3- 0	0- 0	0- 0	NEUTRAL	0- 0	2- 0	1- 0				
9- 5	0- 3	1- 2	NON-CONFERENCE	2- 0	3- 0	3- 0				
7- 1	0- 1	1- 0	HOME	2- 0	2- 0	2- 0				
1- 4	0- 2	0- 2	AWAY	0- 0	0- 0	1- 0				
1- 0	0- 0	0- 0	NEUTRAL	0- 0	1- 0	0- 0				
14- 2	0- 0	0- 0	CONFERENCE	0- 0	3- 2	11- 0				
7- 0	0- 0	0- 0	HOME	0- 0	2- 0	5- 0				
5- 2	0- 0	0- 0	AWAY	0- 0	0- 2	5- 0				
2- 0	0- 0	0- 0	NEUTRAL	0- 0	1- 0	1- 0				

RPI 1-25				RPI 26-50				Team's RPI: 41		RPI 51-100				RPI 101+			
RPI	S	Opponent	Score	RPI	S	Opponent	Score		RPI	S	Opponent	Score	RPI	S	Opponent	Score	
4	H	UConn	31 79	26	A	South Fla.	33 61		78	H	Belmont	62 53	104	H	UT Martin	61 46	
9	A	Stanford	30 73	40	H	Arkansas St.	55 54		95	H	Harvard	62 58	111	A	Samford	43 48	
25	A	Tennessee	57 59	45	A	Indiana	43 54						111	H	Samford	53 30	
													111	N	Samford	49 41	
													112	A	Mercer	44 67	
													112	H	Mercer	67 45	
													144	H	McNeese St.	68 53	
													148	N	East Carolina	72 61	
													166	A	ETSU	65 57	
													166	H	ETSU	66 42	
													171	H	Southern Miss.	53 48	
													181	H	Butler	60 49	
													215	A	Furman	56 50	
													215	H	Furman	61 46	
													269	A	UNCW	61 33	
													300	A	Western Caro.	65 51	
													300	H	Western Caro.	77 59	
													300	N	Western Caro.	74 56	
													305	A	Wofford	53 40	
													305	H	Wofford	65 48	
													307	A	UNCG	74 53	
													307	H	UNCG	72 61	
LAST 12 Division I GAMES:																	
				111	N	Samford	49 41		307	A	UNCG	74 53					
				300	N	Western Caro.	74 56		305	H	Wofford	65 48					
				166	H	ETSU	66 42		215	H	Furman	61 46					
				112	H	Mercer	67 45		166	A	ETSU	65 57					
				111	H	Samford	53 30		111	A	Samford	43 48					
				300	A	Western Caro.	65 51		112	A	Mercer	44 67					

Non-Div I Games:

Chattanooga

■ Loss,
■ Non-Conf, S Site,
■ Home
■ Away
N Neutral

Average RPI Win:	297	WON-LOST	WINNING	LAST 10	STRENGTH OF	OPP. STRENGTH	TEAM	ADJ.	CONF.	ADJ CONF.
Average RPI Loss:	203	RECORD	PCT. RANK	GAMES	SCHEDULE	OF SCHEDULE	RPI	RPI	RPI	RPI
DIV. I ONLY	4- 24	327	2- 8	311	269	343	343	28	28	
DIV. I NON-CONF.	2- 12	311	0- 0	313	259	339	339	25	25	
TOTALS	RPI 1-25	RPI 26-50	W-L RECORDS	RPI 51-100	RPI 101-150	RPI 150+				
4- 24	0- 1	0- 1	OVERALL	0- 0	0- 4	4- 18				
3- 11	0- 0	0- 1	HOME	0- 0	0- 2	3- 8				
1- 13	0- 1	0- 0	AWAY	0- 0	0- 2	1- 10				
0- 0	0- 0	0- 0	NEUTRAL	0- 0	0- 0	0- 0				
2- 12	0- 1	0- 1	NON-CONFERENCE	0- 0	0- 2	2- 8				
1- 6	0- 0	0- 1	HOME	0- 0	0- 1	1- 4				
1- 6	0- 1	0- 0	AWAY	0- 0	0- 1	1- 4				
0- 0	0- 0	0- 0	NEUTRAL	0- 0	0- 0	0- 0				
2- 12	0- 0	0- 0	CONFERENCE	0- 0	0- 2	2- 10				
2- 5	0- 0	0- 0	HOME	0- 0	0- 1	2- 4				
0- 7	0- 0	0- 0	AWAY	0- 0	0- 1	0- 6				
0- 0	0- 0	0- 0	NEUTRAL	0- 0	0- 0	0- 0				

RPI S	Opponent	Score	RPI S	Opponent	Score	RPI S	Opponent	Score	RPI S	Opponent	Score	Team's RPI: 343
19	A DePaul	42 88	47	H Kansas St.	54 63				107	A New Mexico St.	63 76	
									107	H New Mexico St.	60 70	
									140	A Western Mich.	56 65	
									146	H Milwaukee	48 55	
									179	A Illinois	36 67	
									191	A UTRGV	56 78	
									191	H UTRGV	56 64	
									202	H Oakland	51 74	
									212	A CSU Bakersfield	43 76	
									212	H CSU Bakersfield	61 74	
									213	A Utah Valley	46 74	
									213	H Utah Valley	62 69	
									226	A Western Ill.	50 88	
									229	A Grand Canyon	36 74	
									229	H Grand Canyon	60 65	
									249	H Ill.-Chicago	47 51	
									259	H Northern Ill.	50 68	
									271	A Seattle	45 59	
									271	H Seattle	57 49	
									302	A UMKC	50 67	
									302	H UMKC	77 72	
									303	H Bradley	60 66	
									306	H Morehead St.	75 71	
									308	A Jackson St.	76 59	
									314	A Illinois St.	53 57	
									315	A IPFW	51 62	
LAST 12 Division I GAMES:												
302	A UMKC	50 67	271	H Seattle	57 49							
191	A UTRGV	56 78	302	H UMKC	77 72							
229	H Grand Canyon	60 65	213	A Utah Valley	46 74							
213	H Utah Valley	62 69	229	A Grand Canyon	36 74							
107	A New Mexico St.	63 76	107	H New Mexico St.	60 70							
212	H CSU Bakersfield	61 74	191	H UTRGV	56 64							

Non-Div I Games:

Chicago St.

■ Loss,
■ Non-Conf,
■ S Site,
■ H Home
■ A Away
N Neutral

Average RPI Win:	256	WON-LOST	WINNING	LAST 10	STRENGTH OF	OPP. STRENGTH	TEAM	ADJ.	CONF.	ADJ CONF.
Average RPI Loss:	94	RECORD	PCT. RANK	GAMES	SCHEDULE	OF SCHEDULE	RPI	RPI	RPI	RPI
DIV. I ONLY	8- 22	291	1- 9	91	77	237	237	9	9	
DIV. I NON-CONF.	4- 7	222	0- 0	40	73	184	184	7	7	
TOTALS	RPI 1-25	RPI 26-50	W-L RECORDS	RPI 51-100	RPI 101-150	RPI 150+				
8- 22	0- 5	0- 3	OVERALL	0- 3	1- 7	7- 4				
5- 10	0- 2	0- 1	HOME	0- 1	1- 3	4- 3				
3- 9	0- 1	0- 2	AWAY	0- 2	0- 3	3- 1				
0- 3	0- 2	0- 0	NEUTRAL	0- 0	0- 1	0- 0				
4- 7	0- 3	0- 1	NON-CONFERENCE	0- 0	1- 2	3- 1				
4- 2	0- 1	0- 0	HOME	0- 0	1- 1	3- 0				
0- 3	0- 0	0- 1	AWAY	0- 0	0- 1	0- 1				
0- 2	0- 2	0- 0	NEUTRAL	0- 0	0- 0	0- 0				
4- 15	0- 2	0- 2	CONFERENCE	0- 3	0- 5	4- 3				
1- 8	0- 1	0- 1	HOME	0- 1	0- 2	1- 3				
3- 6	0- 1	0- 1	AWAY	0- 2	0- 2	3- 0				
0- 1	0- 0	0- 0	NEUTRAL	0- 0	0- 1	0- 0				

RPI S	Opponent	Score	RPI S	Opponent	Score	RPI S	Opponent	Score	RPI S	Opponent	Score	Team's RPI: 237
2 N	Baylor	34 72	26 A	South Fla.	49 82	64 A	Temple	51 74	104 H	UT Martin	57 63	
4 A	UConn	34 88	26 H	South Fla.	51 78	64 H	Temple	49 74	108 A	Memphis	51 54	
4 H	UConn	45 107	39 A	Georgia	42 60	74 A	Tulane	51 70	108 H	Memphis	47 64	
6 H	Ohio St.	76 105							142 A	Detroit	68 77	
17 N	Michigan St.	63 103							148 A	East Carolina	60 63	
									148 H	East Carolina	55 77	
									148 N	East Carolina	61 70	
									149 H	Northern Ky.	71 68	
									167 A	Xavier	56 65	
									188 A	Tulsa	55 53	
									188 H	Tulsa	63 76	
									192 H	SMU	55 73	
									257 H	Bowling Green	54 51	
									265 H	Saint Francis (PA)	93 86	
									278 A	UCF	68 50	
									278 H	UCF	60 80	
									285 A	Houston	67 61	
									285 H	Houston	56 50	
									339 H	Eastern Ill.	70 57	
LAST 12 Division I GAMES:												
148 N	East Carolina	61 70	26 H	South Fla.	51 78							
74 A	Tulane	51 70	64 H	Temple	49 74							
188 H	Tulsa	63 76	108 A	Memphis	51 54							
148 H	East Carolina	55 77	26 A	South Fla.	49 82							
285 A	Houston	67 61	285 H	Houston	56 50							
4 A	UConn	34 88	192 H	SMU	55 73							

Non-Div I Games:

Cincinnati

■ Loss,
■ Non-Conf, S Site,
■ Home
■ Away
N Neutral

Average RPI Win:	255	WON-LOST	WINNING	LAST 10	STRENGTH OF	OPP. STRENGTH	TEAM	ADJ.	CONF.	ADJ CONF.
Average RPI Loss:	104	RECORD	PCT. RANK	GAMES	SCHEDULE	OF SCHEDULE	RPI	RPI	RPI	RPI
DIV. I ONLY	4- 26	335	0- 10	41	87	258	258	4	4	
DIV. I NON-CONF.	4- 9	245	0- 0	117	334	247	247	5	5	
TOTALS	RPI 1-25	RPI 26-50	W-L RECORDS	RPI 51-100	RPI 101-150	RPI 150+				
4- 26	0- 6	0- 3	OVERALL	0- 4	1- 7	3- 6				
3- 12	0- 2	0- 3	HOME	0- 1	1- 3	2- 3				
1- 11	0- 4	0- 0	AWAY	0- 3	0- 2	1- 2				
0- 3	0- 0	0- 0	NEUTRAL	0- 0	0- 2	0- 1				
4- 9	0- 1	0- 0	NON-CONFERENCE	0- 2	1- 1	3- 5				
3- 4	0- 1	0- 0	HOME	0- 0	1- 0	2- 3				
1- 3	0- 0	0- 0	AWAY	0- 2	0- 0	1- 1				
0- 2	0- 0	0- 0	NEUTRAL	0- 0	0- 1	0- 1				
0- 17	0- 5	0- 3	CONFERENCE	0- 2	0- 6	0- 1				
0- 8	0- 1	0- 3	HOME	0- 1	0- 3	0- 0				
0- 8	0- 4	0- 0	AWAY	0- 1	0- 2	0- 1				
0- 1	0- 0	0- 0	NEUTRAL	0- 0	0- 1	0- 0				

RPI	S	Opponent	Score	RPI	S	Opponent	Score	RPI	S	Opponent	Score	RPI	S	Opponent	Score	Team's RPI: 258
1	A	Notre Dame	52 71	27	H	Miami (FL)	49 83	69	A	Maine	42 75	109	A	Virginia	48 65	
3	H	South Carolina	41 67	49	H	North Carolina St.	57 71	72	A	Georgia Tech	48 77	117	H	Boston College	64 67	
13	A	Syracuse	62 83	50	H	Duke	43 72	72	H	Georgia Tech	63 76	120	A	Virginia Tech	49 79	
14	A	Louisville	33 75					86	A	Oregon	56 69	124	H	Pittsburgh	56 59	
15	A	Florida St.	56 75									131	N	Buffalo	51 61	
15	H	Florida St.	40 85									132	H	UNC Asheville	67 49	
												138	H	Wake Forest	45 55	
												138	N	Wake Forest	58 73	
												153	A	North Carolina	56 72	
												181	N	Butler	50 54	
												203	H	William & Mary	41 58	
												215	A	Furman	49 70	
												280	A	Tennessee Tech	71 53	
												283	H	Coastal Caro.	47 63	
												294	H	Charleston So.	43 36	
												297	H	Florida A&M	68 77	
												312	H	South Carolina St.	63 54	
LAST 12 Division I GAMES:																
138	N	Wake Forest	58 73	138	H	Wake Forest	45 55									
49	H	North Carolina St.	57 71	15	A	Florida St.	56 75									
1	A	Notre Dame	52 71	13	A	Syracuse	62 83									
109	A	Virginia	48 65	124	H	Pittsburgh	56 59									
117	H	Boston College	64 67	14	A	Louisville	33 75									
72	A	Georgia Tech	48 77	72	H	Georgia Tech	63 76									

Non-Div I Games:

Clemson

■ Loss,
■ Non-Conf,
■ S Site,
■ H Home
■ A Away
N Neutral

Average RPI Win:	220	WON-LOST	WINNING	LAST 10	STRENGTH OF	OPP. STRENGTH	TEAM	ADJ.	CONF.	ADJ CONF.
Average RPI Loss:	154	RECORD	PCT. RANK	GAMES	SCHEDULE	OF SCHEDULE	RPI	RPI	RPI	RPI
DIV. I ONLY	9- 19	271	5- 5	172	173	261	261	14	14	
DIV. I NON-CONF.	3- 7	248	0- 1	317	252	317	317	16	16	
TOTALS	RPI 1-25	RPI 26-50	W-L RECORDS	RPI 51-100	RPI 101-150	RPI 150+				
9- 19	0- 2	0- 0	OVERALL	0- 3	3- 8	6- 6				
6- 7	0- 1	0- 0	HOME	0- 1	1- 4	5- 1				
3- 10	0- 1	0- 0	AWAY	0- 1	2- 4	1- 4				
0- 2	0- 0	0- 0	NEUTRAL	0- 1	0- 0	0- 1				
3- 7	0- 0	0- 0	NON-CONFERENCE	0- 3	0- 1	3- 3				
2- 2	0- 0	0- 0	HOME	0- 1	0- 0	2- 1				
1- 3	0- 0	0- 0	AWAY	0- 1	0- 1	1- 1				
0- 2	0- 0	0- 0	NEUTRAL	0- 1	0- 0	0- 1				
6- 12	0- 2	0- 0	CONFERENCE	0- 0	3- 7	3- 3				
4- 5	0- 1	0- 0	HOME	0- 0	1- 4	3- 0				
2- 7	0- 1	0- 0	AWAY	0- 0	2- 3	0- 3				
0- 0	0- 0	0- 0	NEUTRAL	0- 0	0- 0	0- 0				

RPI 1-25				RPI 26-50				RPI 51-100				RPI 101+ Team's RPI: 261			
RPI	S	Opponent	Score	RPI	S	Opponent	Score	RPI	S	Opponent	Score	RPI	S	Opponent	Score
23	A	Green Bay	53 71					53	N	Saint Louis	65 76	105	A	Toledo	53 66
23	H	Green Bay	45 66					78	A	Belmont	58 76	106	A	Wright St.	64 81
								89	H	Bucknell	57 59	106	H	Wright St.	65 93
												126	A	Youngstown St.	53 43
												126	H	Youngstown St.	75 68
												142	A	Detroit	68 82
												142	H	Detroit	60 66
												146	A	Milwaukee	58 59
												146	H	Milwaukee	46 62
												149	A	Northern Ky.	64 62
												149	H	Northern Ky.	51 83
												202	A	Oakland	69 79
												202	H	Oakland	88 75
												240	A	Valparaiso	59 66
												240	H	Valparaiso	72 65
												249	A	Ill.-Chicago	62 80
												249	H	Ill.-Chicago	72 69
												257	H	Bowling Green	69 48
												289	A	Niagara	72 73
												307	N	UNCG	51 55
												310	H	FIU	64 57
												319	A	Kent St.	60 49
												330	H	Evansville	63 72
LAST 12 Division I GAMES:															
307	N	UNCG	51 55	23	A	Green Bay	53 71	146	A	Milwaukee	58 59	202	H	Oakland	88 75
149	A	Northern Ky.	64 62	146	A	Milwaukee	58 59	142	H	Detroit	60 66	106	H	Wright St.	65 93
106	A	Wright St.	64 81	202	H	Oakland	88 75	106	H	Wright St.	65 93	149	H	Northern Ky.	51 83
240	H	Valparaiso	72 65	142	H	Detroit	60 66	106	H	Wright St.	65 93				
249	H	Ill.-Chicago	72 69	106	H	Wright St.	65 93								
126	A	Youngstown St.	53 43	149	H	Northern Ky.	51 83								

Non-Div I Games:

Cleveland St.

■ Loss,
 ■ Non-Conf,
 ■ S Site,
 ■ Home
 ■ A Away
 N Neutral

Average RPI Win:	252	WON-LOST	WINNING	LAST 10	STRENGTH OF	OPP. STRENGTH	TEAM	ADJ.	CONF.	ADJ CONF.
Average RPI Loss:	209	RECORD	PCT. RANK	GAMES	SCHEDULE	OF SCHEDULE	RPI	RPI	RPI	RPI
DIV. I ONLY	9- 17	258	5- 5	281	311	283	283	26	26	
DIV. I NON-CONF.	2- 4	234	0- 0	263	254	265	265	29	29	
TOTALS	RPI 1-25	RPI 26-50	W-L RECORDS	RPI 51-100	RPI 101-150	RPI 150+				
9- 17	0- 0	0- 0	OVERALL	0- 1	1- 4	8- 12				
5- 6	0- 0	0- 0	HOME	0- 0	0- 2	5- 4				
4- 8	0- 0	0- 0	AWAY	0- 0	1- 1	3- 7				
0- 3	0- 0	0- 0	NEUTRAL	0- 1	0- 1	0- 1				
2- 4	0- 0	0- 0	NON-CONFERENCE	0- 1	0- 1	2- 2				
1- 0	0- 0	0- 0	HOME	0- 0	0- 0	1- 0				
1- 1	0- 0	0- 0	AWAY	0- 0	0- 0	1- 1				
0- 3	0- 0	0- 0	NEUTRAL	0- 1	0- 1	0- 1				
7- 13	0- 0	0- 0	CONFERENCE	0- 0	1- 3	6- 10				
4- 6	0- 0	0- 0	HOME	0- 0	0- 2	4- 4				
3- 7	0- 0	0- 0	AWAY	0- 0	1- 1	2- 6				
0- 0	0- 0	0- 0	NEUTRAL	0- 0	0- 0	0- 0				

RPI 1-25				RPI 26-50				RPI 51-100				RPI 101+ Team's RPI: 283			
RPI	S	Opponent	Score	RPI	S	Opponent	Score	RPI	S	Opponent	Score	RPI	S	Opponent	Score
								65	N	Hofstra	40 82	127	A	Liberty	58 51
												127	H	Liberty	63 65
												132	A	UNC Asheville	69 77
												132	H	UNC Asheville	52 63
												138	N	Wake Forest	52 81
												173	A	Radford	45 61
												173	H	Radford	36 49
												198	N	Sacred Heart	62 71
												206	A	Gardner-Webb	59 56
												206	H	Gardner-Webb	51 61
												208	A	Presbyterian	42 66
												208	H	Presbyterian	60 47
												252	A	High Point	52 53
												252	H	High Point	79 53
												258	A	Clemson	63 47
												265	A	Saint Francis (PA)	74 106
												268	A	Campbell	52 73
												268	H	Campbell	70 83
												294	A	Charleston So.	73 62
												294	H	Charleston So.	61 40
												305	H	Wofford	83 69
												309	A	Longwood	76 84
												309	H	Longwood	48 56
												326	A	Winthrop	43 52
												326	H	Winthrop	76 59
LAST 12 Division I GAMES:															
326	H	Winthrop	76 59	326	A	Winthrop	43 52								
309	A	Longwood	76 84	252	H	High Point	79 53								
206	H	Gardner-Webb	51 61	132	A	UNC Asheville	69 77								
208	H	Presbyterian	60 47	173	H	Radford	36 49								
127	A	Liberty	58 51	268	A	Campbell	52 73								
294	H	Charleston So.	61 40	208	A	Presbyterian	42 66								

Non-Div I Games: Allen 86 45 Warren Wilson 100 49 Mid-Atlantic Christ105 15

Coastal Caro.

Loss, Non-Conf, S Site, H Home A Away N Neutral

Average RPI Win:	246	WON-LOST	WINNING	LAST 10	STRENGTH OF	OPP. STRENGTH	TEAM	ADJ.	CONF.	ADJ CONF.
Average RPI Loss:	111	RECORD	PCT. RANK	GAMES	SCHEDULE	OF SCHEDULE	RPI	RPI	RPI	RPI
DIV. I ONLY	10- 19	260	2- 8	116	157	223	223	12	12	
DIV. I NON-CONF.	5- 6	180	0- 0	110	250	174	174	10	10	
TOTALS	RPI 1-25	RPI 26-50	W-L RECORDS	RPI 51-100	RPI 101-150	RPI 150+				
10- 19	0- 1	0- 3	OVERALL	1- 6	0- 3	9- 6				
7- 8	0- 1	0- 2	HOME	1- 2	0- 0	6- 3				
3- 11	0- 0	0- 1	AWAY	0- 4	0- 3	3- 3				
0- 0	0- 0	0- 0	NEUTRAL	0- 0	0- 0	0- 0				
5- 6	0- 1	0- 1	NON-CONFERENCE	0- 1	0- 3	5- 0				
4- 2	0- 1	0- 1	HOME	0- 0	0- 0	4- 0				
1- 4	0- 0	0- 0	AWAY	0- 1	0- 3	1- 0				
0- 0	0- 0	0- 0	NEUTRAL	0- 0	0- 0	0- 0				
5- 13	0- 0	0- 2	CONFERENCE	1- 5	0- 0	4- 6				
3- 6	0- 0	0- 1	HOME	1- 2	0- 0	2- 3				
2- 7	0- 0	0- 1	AWAY	0- 3	0- 0	2- 3				
0- 0	0- 0	0- 0	NEUTRAL	0- 0	0- 0	0- 0				

RPI 1-25				RPI 26-50				RPI 51-100				RPI 101+				Team's RPI: 223	
RPI	S	Opponent	Score	RPI	S	Opponent	Score	RPI	S	Opponent	Score	RPI	S	Opponent	Score		
14	H	Louisville	67 71	36	A	James Madison	61 83	65	A	Hofstra	54 66	112	A	Mercer	58 66		
				36	H	James Madison	46 76	65	H	Hofstra	58 62	120	A	Virginia Tech	47 81		
				38	H	Western Ky.	44 78	77	A	Charlotte	61 89	150	A	Boise St.	38 61		
								79	A	Drexel	54 66	160	A	Northeastern	66 78		
								79	H	Drexel	49 46	160	H	Northeastern	49 52		
								88	A	Elon	41 52	163	A	Delaware	55 72		
								88	H	Elon	38 54	163	H	Delaware	47 63		
												182	A	Weber St.	50 42		
												203	A	William & Mary	55 51		
												203	H	William & Mary	40 66		
												262	H	Appalachian St.	60 50		
												269	A	UNCW	64 53		
												269	H	UNCW	68 24		
												285	H	Houston	55 48		
												293	A	Towson	51 62		
												293	H	Towson	67 55		
												294	H	Charleston So.	81 66		
												326	H	Winthrop	77 63		
LAST 12 Division I GAMES:																	
				36	H	James Madison	46 76	293	A	Towson	51 62						
				269	H	UNCW	68 24	163	A	Delaware	55 72						
				65	A	Hofstra	54 66	79	H	Drexel	49 46						
				160	A	Northeastern	66 78	160	H	Northeastern	49 52						
				203	H	William & Mary	40 66	293	H	Towson	67 55						
				88	H	Elon	38 54	203	A	William & Mary	55 51						

Col. of Charleston

■ Loss, ■ Non-Conf, S Site, H Home A Away N Neutral

Average RPI Win: 301	WON-LOST	WINNING	LAST 10	STRENGTH OF	OPP. STRENGTH	TEAM	ADJ.	CONF.	ADJ CONF.
Average RPI Loss: 180	RECORD	PCT. RANK	GAMES	SCHEDULE	OF SCHEDULE	RPI	RPI	RPI	RPI
DIV. I ONLY	7- 22	297	3- 7	213	281	299	299	27	27
DIV. I NON-CONF.	2- 8	290	0- 0	116	159	253	253	27	27
TOTALS	RPI 1-25	RPI 26-50	W-L RECORDS	RPI 51-100	RPI 101-150	RPI 150+			
7- 22	0- 2	0- 1	OVERALL	0- 4	0- 1	7- 14			
4- 11	0- 1	0- 1	HOME	0- 2	0- 1	4- 6			
3- 11	0- 1	0- 0	AWAY	0- 2	0- 0	3- 8			
0- 0	0- 0	0- 0	NEUTRAL	0- 0	0- 0	0- 0			
2- 8	0- 2	0- 1	NON-CONFERENCE	0- 0	0- 1	2- 4			
1- 4	0- 1	0- 1	HOME	0- 0	0- 1	1- 1			
1- 4	0- 1	0- 0	AWAY	0- 0	0- 0	1- 3			
0- 0	0- 0	0- 0	NEUTRAL	0- 0	0- 0	0- 0			
5- 14	0- 0	0- 0	CONFERENCE	0- 4	0- 0	5- 10			
3- 7	0- 0	0- 0	HOME	0- 2	0- 0	3- 5			
2- 7	0- 0	0- 0	AWAY	0- 2	0- 0	2- 5			
0- 0	0- 0	0- 0	NEUTRAL	0- 0	0- 0	0- 0			

RPI 1-25				RPI 26-50				RPI 51-100				RPI 101+ Team's RPI: 299			
RPI	S	Opponent	Score	RPI	S	Opponent	Score	RPI	S	Opponent	Score	RPI	S	Opponent	Score
4	H	UConn	50 94	34	H	St. Bonaventure	38 62	66	A	Army West Point	55 67	110	H	Gonzaga	50 80
19	A	DePaul	46 96					66	H	Army West Point	55 78	170	A	Cornell	60 73
								89	A	Bucknell	60 79	219	A	Binghamton	56 63
								89	H	Bucknell	51 71	220	A	Lehigh	74 83
												220	H	Lehigh	82 72
												228	A	Navy	41 51
												228	H	Navy	58 62
												230	A	Loyola Maryland	38 55
												230	H	Loyola Maryland	49 65
												231	H	Siena	52 50
												246	H	Monmouth	80 86
												253	A	Holy Cross	61 70
												253	H	Holy Cross	71 80
												276	A	American	56 64
												276	H	American	37 49
												319	A	Kent St.	71 76
												327	A	LIU Brooklyn	63 53
												328	A	Lafayette	72 59
												328	H	Lafayette	70 55
												328	H	Lafayette	80 68
												344	A	Boston U.	72 63
												344	H	Boston U.	58 71
LAST 12 Division I GAMES:															
328	H	Lafayette	80 68	89	A	Bucknell	60 79								
220	H	Lehigh	82 72	66	H	Army West Point	55 78								
328	H	Lafayette	70 55	228	H	Navy	58 62								
220	A	Lehigh	74 83	253	A	Holy Cross	61 70								
230	A	Loyola Maryland	38 55	276	A	American	56 64								
344	H	Boston U.	58 71	230	H	Loyola Maryland	49 65								

Non-Div I Games:

Colgate

■ Loss,
 ■ Non-Conf, S Site,
 ■ Home
 ■ Away
 N Neutral

Colorado

Through Games Of March 5, 2016

Average RPI Win:	185	WON-LOST	WINNING	LAST 10	STRENGTH OF	OPP. STRENGTH	TEAM	ADJ.	CONF.	ADJ CONF.
Average RPI Loss:	60	RECORD	PCT. RANK	GAMES	SCHEDULE	OF SCHEDULE	RPI	RPI	RPI	RPI
DIV. I ONLY	7- 23	303	2- 8	16	26	199	199	1	1	
DIV. I NON-CONF.	5- 6	180	0- 0	61	189	162	162	1	1	
TOTALS	RPI 1-25	RPI 26-50	W-L RECORDS	RPI 51-100	RPI 101-150	RPI 150+				
7- 23	0- 8	0- 5	OVERALL	2- 7	0- 2	5- 1				
7- 9	0- 4	0- 2	HOME	2- 3	0- 0	5- 0				
0- 13	0- 4	0- 2	AWAY	0- 4	0- 2	0- 1				
0- 1	0- 0	0- 1	NEUTRAL	0- 0	0- 0	0- 0				
5- 6	0- 2	0- 2	NON-CONFERENCE	0- 0	0- 1	5- 1				
5- 2	0- 1	0- 1	HOME	0- 0	0- 0	5- 0				
0- 4	0- 1	0- 1	AWAY	0- 0	0- 1	0- 1				
0- 0	0- 0	0- 0	NEUTRAL	0- 0	0- 0	0- 0				
2- 17	0- 6	0- 3	CONFERENCE	2- 7	0- 1	0- 0				
2- 7	0- 3	0- 1	HOME	2- 3	0- 0	0- 0				
0- 9	0- 3	0- 1	AWAY	0- 4	0- 1	0- 0				
0- 1	0- 0	0- 1	NEUTRAL	0- 0	0- 0	0- 0				

RPI 1-25				RPI 26-50				RPI 51-100				RPI 101+ Team's RPI: 199			
RPI	S	Opponent	Score	RPI	S	Opponent	Score	RPI	S	Opponent	Score	RPI	S	Opponent	Score
5	A	Oregon St.	50 73	31	A	Washington	47 68	55	H	Southern California	66 63	123	A	Arizona	52 63
5	H	Oregon St.	47 61	31	H	Washington	74 76	84	A	California	35 64	129	A	Long Beach St.	42 59
8	H	UCLA	64 82	31	N	Washington	51 67	84	H	California	78 57	175	H	Northern Colo.	63 41
9	A	Stanford	56 71	43	H	Missouri	75 79	86	A	Oregon	70 77	208	H	Presbyterian	72 60
9	H	Stanford	49 80	46	A	Colorado St.	63 64	86	H	Oregon	46 59	221	H	Massachusetts	90 63
11	A	Arizona St.	37 64					87	A	Utah	55 71	238	H	Loyola Marymount	92 81
12	A	Kentucky	61 86					87	H	Utah	68 76	243	A	Wyoming	68 77
24	H	Florida	61 83					94	A	Washington St.	70 83	311	H	Northern Ariz.	90 66
								94	H	Washington St.	66 74				
LAST 12 Division I GAMES:															
		31 N Washington	51 67			5 A Oregon St.	50 73								
		31 A Washington	47 68			87 H Utah	68 76								
		94 A Washington St.	70 83			87 A Utah	55 71								
		84 H California	78 57			55 H Southern California	66 63								
		9 H Stanford	49 80			8 H UCLA	64 82								
		86 A Oregon	70 77			5 H Oregon St.	47 61								

Non-Div I Games:

Colorado

■ Loss,
 ■ Non-Conf,
 ■ S Site,
 ■ H Home
 ■ A Away
 N Neutral

Average RPI Win:	224	WON-LOST	WINNING	LAST 10	STRENGTH OF	OPP. STRENGTH	TEAM	ADJ.	CONF.	ADJ CONF.
Average RPI Loss:	35	RECORD	PCT. RANK	GAMES	SCHEDULE	OF SCHEDULE	RPI	RPI	RPI	RPI
DIV. I ONLY	26- 1	5	10- 0	288	200	46	46	20	20	
DIV. I NON-CONF.	8- 1	23	0- 0	219	158	47	47	20	20	
TOTALS	RPI 1-25	RPI 26-50	W-L RECORDS	RPI 51-100	RPI 101-150	RPI 150+				
26- 1	1- 0	0- 1	OVERALL	0- 0	3- 0	22- 0				
13- 0	1- 0	0- 0	HOME	0- 0	2- 0	10- 0				
12- 1	0- 0	0- 1	AWAY	0- 0	1- 0	11- 0				
1- 0	0- 0	0- 0	NEUTRAL	0- 0	0- 0	1- 0				
8- 1	1- 0	0- 1	NON-CONFERENCE	0- 0	0- 0	7- 0				
4- 0	1- 0	0- 0	HOME	0- 0	0- 0	3- 0				
3- 1	0- 0	0- 1	AWAY	0- 0	0- 0	3- 0				
1- 0	0- 0	0- 0	NEUTRAL	0- 0	0- 0	1- 0				
18- 0	0- 0	0- 0	CONFERENCE	0- 0	3- 0	15- 0				
9- 0	0- 0	0- 0	HOME	0- 0	2- 0	7- 0				
9- 0	0- 0	0- 0	AWAY	0- 0	1- 0	8- 0				
0- 0	0- 0	0- 0	NEUTRAL	0- 0	0- 0	0- 0				

RPI 1-25				RPI 26-50				Team's RPI: 46	RPI 51-100				RPI 101+			
RPI	S	Opponent	Score	RPI	S	Opponent	Score		RPI	S	Opponent	Score	RPI	S	Opponent	Score
16	H	BYU	61 55	35	A	Penn	48 49						118	H	Fresno St.	68 55
													150	A	Boise St.	83 51
													150	H	Boise St.	68 64
													162	H	Montana	75 43
													175	A	Northern Colo.	62 46
													176	A	New Mexico	49 48
													193	A	San Jose St.	80 78
													193	H	San Jose St.	76 54
													199	H	Colorado	64 63
													204	A	UNLV	64 56
													204	H	UNLV	83 52
													225	A	Utah St.	69 49
													225	H	Utah St.	91 64
													228	A	Navy	82 73
													243	A	Wyoming	62 57
													243	H	Wyoming	63 42
													254	N	Morgan St.	54 36
													255	A	San Diego St.	60 57
													255	H	San Diego St.	70 54
													301	A	Denver	74 46
													321	A	Nevada	64 37
													321	H	Nevada	74 56
													329	H	Incarnate Word	60 37
													341	A	Air Force	81 48
													341	H	Air Force	71 47
LAST 12 Division I GAMES:																
				341	A	Air Force	81 48						204	H	UNLV	83 52
				118	H	Fresno St.	68 55						150	A	Boise St.	83 51
				321	H	Nevada	74 56						321	A	Nevada	64 37
				176	A	New Mexico	49 48						255	H	San Diego St.	70 54
				243	A	Wyoming	62 57						243	H	Wyoming	63 42
				225	H	Utah St.	91 64						193	A	San Jose St.	80 78

Non-Div I Games: Okla. Panhandle 90 45 Western St. 84 42

Colorado St.

■ Loss,
 ■ Non-Conf, S Site,
 ■ Home
 ■ Away
 N Neutral

Average RPI Win:	271	WON-LOST	WINNING	LAST 10	STRENGTH OF	OPP. STRENGTH	TEAM	ADJ.	CONF.	ADJ CONF.
Average RPI Loss:	126	RECORD	PCT. RANK	GAMES	SCHEDULE	OF SCHEDULE	RPI	RPI	RPI	RPI
DIV. I ONLY	11- 17	238	1- 9	203	189	248	248	10	10	
DIV. I NON-CONF.	10- 4	86	0- 0	316	324	166	166	12	12	
TOTALS	RPI 1-25	RPI 26-50	W-L RECORDS	RPI 51-100	RPI 101-150	RPI 150+				
11- 17	0- 1	0- 4	OVERALL	0- 2	0- 1	11- 9				
7- 7	0- 0	0- 2	HOME	0- 1	0- 0	7- 4				
4- 9	0- 1	0- 2	AWAY	0- 1	0- 0	4- 5				
0- 1	0- 0	0- 0	NEUTRAL	0- 0	0- 1	0- 0				
10- 4	0- 1	0- 0	NON-CONFERENCE	0- 0	0- 1	10- 2				
6- 1	0- 0	0- 0	HOME	0- 0	0- 0	6- 1				
4- 2	0- 1	0- 0	AWAY	0- 0	0- 0	4- 1				
0- 1	0- 0	0- 0	NEUTRAL	0- 0	0- 1	0- 0				
1- 13	0- 0	0- 4	CONFERENCE	0- 2	0- 0	1- 7				
1- 6	0- 0	0- 2	HOME	0- 1	0- 0	1- 3				
0- 7	0- 0	0- 2	AWAY	0- 1	0- 0	0- 4				
0- 0	0- 0	0- 0	NEUTRAL	0- 0	0- 0	0- 0				

RPI 1-25				RPI 26-50				RPI 51-100				RPI 101+				Team's RPI: 248	
RPI	S	Opponent	Score	RPI	S	Opponent	Score	RPI	S	Opponent	Score	RPI	S	Opponent	Score		
11	A	Arizona St.	49 70	32	A	Princeton	54 86	95	A	Harvard	54 84	105	N	Toledo	75 88		
				32	H	Princeton	48 77	95	H	Harvard	66 69	156	H	Stony Brook	71 79		
				35	A	Penn	51 71					157	A	Yale	49 67		
				35	H	Penn	42 60					157	H	Yale	77 71		
												170	A	Cornell	73 84		
												170	H	Cornell	59 66		
												184	A	UMBC	70 68		
												205	A	Brown	64 91		
												205	H	Brown	63 73		
												211	A	Rhode Island	56 57		
												214	A	Dartmouth	53 63		
												214	H	Dartmouth	73 76		
												219	H	Binghamton	71 64		
												230	H	Loyola Maryland	63 53		
												265	H	Saint Francis (PA)	82 78		
												277	H	Vermont	73 56		
												316	A	Fairleigh Dickinson	87 83		
												320	A	UMass Lowell	67 57		
												327	A	LIU Brooklyn	84 74		
												342	H	NJIT	72 52		
												345	H	Wagner	67 48		
LAST 12 Division I GAMES:																	
				157	A	Yale	49 67	32	A	Princeton	54 86						
				205	A	Brown	64 91	35	A	Penn	51 71						
				35	H	Penn	42 60	205	H	Brown	63 73						
				32	H	Princeton	48 77	157	H	Yale	77 71						
				214	A	Dartmouth	53 63	95	H	Harvard	66 69						
				95	A	Harvard	54 84	214	H	Dartmouth	73 76						

Non-Div I Games: Central Penn 102 18

Columbia

■ Loss,
 ■ Non-Conf, S Site,
 ■ Home
 ■ Away
 N Neutral

Average RPI Win:	301	WON-LOST	WINNING	LAST 10	STRENGTH OF	OPP. STRENGTH	TEAM	ADJ.	CONF.	ADJ CONF.
Average RPI Loss:	166	RECORD	PCT. RANK	GAMES	SCHEDULE	OF SCHEDULE	RPI	RPI	RPI	RPI
DIV. I ONLY	13- 14	183	6- 4	322	304	244	244	32	32	
DIV. I NON-CONF.	3- 8	258	0- 0	104	81	193	193	30	30	
TOTALS	RPI 1-25	RPI 26-50	W-L RECORDS	RPI 51-100	RPI 101-150	RPI 150+				
13- 14	0- 2	0- 1	OVERALL	0- 2	0- 2	13- 7				
8- 2	0- 0	0- 0	HOME	0- 0	0- 0	8- 2				
4- 11	0- 2	0- 1	AWAY	0- 1	0- 2	4- 5				
1- 1	0- 0	0- 0	NEUTRAL	0- 1	0- 0	1- 0				
3- 8	0- 2	0- 1	NON-CONFERENCE	0- 2	0- 2	3- 1				
1- 1	0- 0	0- 0	HOME	0- 0	0- 0	1- 1				
1- 6	0- 2	0- 1	AWAY	0- 1	0- 2	1- 0				
1- 1	0- 0	0- 0	NEUTRAL	0- 1	0- 0	1- 0				
10- 6	0- 0	0- 0	CONFERENCE	0- 0	0- 0	10- 6				
7- 1	0- 0	0- 0	HOME	0- 0	0- 0	7- 1				
3- 5	0- 0	0- 0	AWAY	0- 0	0- 0	3- 5				
0- 0	0- 0	0- 0	NEUTRAL	0- 0	0- 0	0- 0				

RPI 1-25				RPI 26-50				RPI 51-100				RPI 101+ Team's RPI: 244			
RPI	S	Opponent	Score	RPI	S	Opponent	Score	RPI	S	Opponent	Score	RPI	S	Opponent	Score
13	A	Syracuse	56 88	27	A	Miami (FL)	59 78	56	N	Auburn	54 69	109	A	Virginia	40 75
21	A	West Virginia	64 96					71	A	VCU	42 73	120	A	Virginia Tech	39 72
												184	H	UMBC	61 68
												207	H	Hampton	68 64
												218	H	N.C. A&T	65 59
												242	A	Bethune-Cookman	56 69
												254	A	Morgan St.	51 72
												254	H	Morgan St.	82 38
												274	H	UMES	61 54
												292	A	Savannah St.	55 57
												293	A	Towson	81 69
												297	A	Florida A&M	73 79
												312	A	South Carolina St.	63 67
												318	H	Mt. St. Mary's	66 55
												322	A	Delaware St.	54 49
												322	H	Delaware St.	84 79
												328	N	Lafayette	64 57
												332	A	Howard	83 67
												332	H	Howard	69 71
												347	A	Norfolk St.	56 47
												347	H	Norfolk St.	69 44
												348	H	N.C. Central	63 46
LAST 12 Division I GAMES:															
322	A	Delaware St.	54 49	292	A	Savannah St.	55 57								
254	H	Morgan St.	82 38	312	A	South Carolina St.	63 67								
347	A	Norfolk St.	56 47	254	A	Morgan St.	51 72								
207	H	Hampton	68 64	274	H	UMES	61 54								
322	H	Delaware St.	84 79	348	H	N.C. Central	63 46								
332	H	Howard	69 71	218	H	N.C. A&T	65 59								

Non-Div I Games: Bowie St.

63 64

Coppin St.

■ Loss,
 ■ Non-Conf,
 ■ S Site,
 ■ Home
 ■ A Away
 N Neutral

Average RPI Win: 234	WON-LOST	WINNING	LAST 10	STRENGTH OF	OPP. STRENGTH	TEAM	ADJ.	CONF.	ADJ CONF.
Average RPI Loss: 132	RECORD	PCT. RANK	GAMES	SCHEDULE	OF SCHEDULE	RPI	RPI	RPI	RPI
DIV. I ONLY	14- 14	165	3- 7	173	183	170	170	10	10
DIV. I NON-CONF.	8- 6	136	0- 0	296	311	205	205	12	12
TOTALS	RPI 1-25	RPI 26-50	W-L RECORDS	RPI 51-100	RPI 101-150	RPI 150+			
14- 14	0- 1	1- 3	OVERALL	0- 2	0- 2	13- 6			
11- 3	0- 0	1- 1	HOME	0- 1	0- 0	10- 1			
3- 11	0- 1	0- 2	AWAY	0- 1	0- 2	3- 5			
0- 0	0- 0	0- 0	NEUTRAL	0- 0	0- 0	0- 0			
8- 6	0- 1	0- 0	NON-CONFERENCE	0- 0	0- 2	8- 3			
6- 1	0- 0	0- 0	HOME	0- 0	0- 0	6- 1			
2- 5	0- 1	0- 0	AWAY	0- 0	0- 2	2- 2			
0- 0	0- 0	0- 0	NEUTRAL	0- 0	0- 0	0- 0			
6- 8	0- 0	1- 3	CONFERENCE	0- 2	0- 0	5- 3			
5- 2	0- 0	1- 1	HOME	0- 1	0- 0	4- 0			
1- 6	0- 0	0- 2	AWAY	0- 1	0- 0	1- 3			
0- 0	0- 0	0- 0	NEUTRAL	0- 0	0- 0	0- 0			

RPI 1-25				RPI 26-50				RPI 51-100				RPI 101+ Team's RPI: 170			
RPI	S	Opponent	Score	RPI	S	Opponent	Score	RPI	S	Opponent	Score	RPI	S	Opponent	Score
9	A	Stanford	38 93	32	A	Princeton	51 71	95	A	Harvard	63 68	131	A	Buffalo	41 59
				32	H	Princeton	57 94	95	H	Harvard	56 65	133	A	Marshall	47 73
				35	A	Penn	50 65					156	H	Stony Brook	49 58
				35	H	Penn	51 46					157	A	Yale	38 56
LAST 12 Division I GAMES:															
				205	A	Brown	69 91	35	A	Penn	50 65	157	H	Yale	74 63
				157	A	Yale	38 56	32	A	Princeton	51 71	200	H	Fairfield	59 35
				32	H	Princeton	57 94	157	H	Yale	74 63	205	A	Brown	69 91
				35	H	Penn	51 46	205	H	Brown	85 70	205	H	Brown	85 70
				95	A	Harvard	63 68	214	H	Dartmouth	71 58	214	A	Dartmouth	52 60
				214	A	Dartmouth	52 60	95	H	Harvard	56 65	214	H	Dartmouth	71 58
												216	A	Hartford	50 53
												219	H	Binghamton	64 57
												227	A	Bryant	70 62
												248	A	Columbia	66 59
												248	H	Columbia	84 73
												265	H	Saint Francis (PA)	75 69
												293	H	Towson	88 60
												299	H	Colgate	73 60
												322	H	Delaware St.	71 62
												332	A	Howard	74 76
												340	A	Cal St. Fullerton	59 47

Non-Div I Games:

Cornell

■ Loss,
 ■ Non-Conf, S Site,
 ■ Home
 ■ Away
 N Neutral

Creighton

Through Games Of March 5, 2016

Average RPI Win:	162	WON-LOST	WINNING	LAST 10	STRENGTH OF	OPP. STRENGTH	TEAM	ADJ.	CONF.	ADJ CONF.
Average RPI Loss:	96	RECORD	PCT. RANK	GAMES	SCHEDULE	OF SCHEDULE	RPI	RPI	RPI	RPI
DIV. I ONLY	15- 16	172	5- 5	93	75	128	128	6	6	
DIV. I NON-CONF.	6- 6	160	0- 0	121	115	136	136	6	6	
TOTALS	RPI 1-25	RPI 26-50	W-L RECORDS	RPI 51-100	RPI 101-150	RPI 150+				
15- 16	0- 2	2- 2	OVERALL	3- 8	1- 1	9- 3				
8- 5	0- 1	1- 1	HOME	2- 3	0- 0	5- 0				
4- 10	0- 1	1- 1	AWAY	1- 5	0- 0	2- 3				
3- 1	0- 0	0- 0	NEUTRAL	0- 0	1- 1	2- 0				
6- 6	0- 0	0- 0	NON-CONFERENCE	1- 4	1- 1	4- 1				
3- 1	0- 0	0- 0	HOME	1- 1	0- 0	2- 0				
1- 4	0- 0	0- 0	AWAY	0- 3	0- 0	1- 1				
2- 1	0- 0	0- 0	NEUTRAL	0- 0	1- 1	1- 0				
9- 10	0- 2	2- 2	CONFERENCE	2- 4	0- 0	5- 2				
5- 4	0- 1	1- 1	HOME	1- 2	0- 0	3- 0				
3- 6	0- 1	1- 1	AWAY	1- 2	0- 0	1- 2				
1- 0	0- 0	0- 0	NEUTRAL	0- 0	0- 0	1- 0				

RPI 1-25				RPI 26-50				RPI 51-100				RPI 101+ Team's RPI: 128			
RPI	S	Opponent	Score	RPI	S	Opponent	Score	RPI	S	Opponent	Score	RPI	S	Opponent	Score
19	A	DePaul	63 81	37	A	Seton Hall	71 77	54	A	St. John's (NY)	64 57	101	N	Northwestern	52 75
19	H	DePaul	52 78	37	H	Seton Hall	82 86	54	H	St. John's (NY)	55 66	148	N	East Carolina	91 66
				44	A	Villanova	65 62	60	H	South Dakota St.	51 53	159	H	Marist	89 46
				44	H	Villanova	53 48	87	A	Utah	58 74	167	A	Xavier	55 57
								91	A	Georgetown	57 69	167	H	Xavier	74 47
								91	H	Georgetown	44 57	180	N	Eastern Wash.	66 60
								92	A	Marquette	72 79	181	A	Butler	52 42
								92	H	Marquette	83 81	181	H	Butler	77 49
								96	A	Nebraska	63 65	217	A	Kansas	54 67
								98	H	UNI	69 61	260	A	Omaha	69 46
								100	A	Drake	72 81	264	A	Providence	59 61
												264	H	Providence	72 48
												264	N	Providence	70 53
												291	H	Wichita St.	79 54
LAST 12 Division I GAMES:															
264	N	Providence	70 53	167	A	Xavier	55 57								
54	A	St. John's (NY)	64 57	181	A	Butler	52 42								
37	A	Seton Hall	71 77	91	H	Georgetown	44 57								
19	H	DePaul	52 78	44	H	Villanova	53 48								
92	H	Marquette	83 81	92	A	Marquette	72 79								
264	A	Providence	59 61	19	A	DePaul	63 81								

Non-Div I Games:

Creighton

■ Loss,
 ■ Non-Conf,
 ■ S Site,
 ■ H Home
 ■ A Away
 N Neutral

Average RPI Win:	231	WON-LOST	WINNING	LAST 10	STRENGTH OF	OPP. STRENGTH	TEAM	ADJ.	CONF.	ADJ CONF.
Average RPI Loss:	138	RECORD	PCT. RANK	GAMES	SCHEDULE	OF SCHEDULE	RPI	RPI	RPI	RPI
DIV. I ONLY	12- 18	234	5- 5	164	171	214	214	10	10	
DIV. I NON-CONF.	5- 11	244	0- 0	299	283	291	291	12	12	
TOTALS	RPI 1-25	RPI 26-50	W-L RECORDS	RPI 51-100	RPI 101-150	RPI 150+				
12- 18	0- 1	0- 4	OVERALL	1- 3	0- 1	11- 9				
5- 9	0- 0	0- 2	HOME	0- 2	0- 0	5- 5				
7- 7	0- 1	0- 2	AWAY	1- 1	0- 0	6- 3				
0- 2	0- 0	0- 0	NEUTRAL	0- 0	0- 1	0- 1				
5- 11	0- 1	0- 0	NON-CONFERENCE	0- 2	0- 1	5- 7				
2- 5	0- 0	0- 0	HOME	0- 1	0- 0	2- 4				
3- 4	0- 1	0- 0	AWAY	0- 1	0- 0	3- 2				
0- 2	0- 0	0- 0	NEUTRAL	0- 0	0- 1	0- 1				
7- 7	0- 0	0- 4	CONFERENCE	1- 1	0- 0	6- 2				
3- 4	0- 0	0- 2	HOME	0- 1	0- 0	3- 1				
4- 3	0- 0	0- 2	AWAY	1- 0	0- 0	3- 1				
0- 0	0- 0	0- 0	NEUTRAL	0- 0	0- 0	0- 0				

RPI 1-25				RPI 26-50				RPI 51-100				RPI 101+ Team's RPI: 214			
RPI	S	Opponent	Score	RPI	S	Opponent	Score	RPI	S	Opponent	Score	RPI	S	Opponent	Score
14	A	Louisville	52 94	32	A	Princeton	42 68	69	H	Maine	41 59	144	N	McNeese St.	56 78
				32	H	Princeton	48 85	79	A	Drexel	53 69	152	N	Jacksonville	44 51
				35	A	Penn	50 65	95	A	Harvard	70 64	157	A	Yale	68 63
				35	H	Penn	41 56	95	H	Harvard	43 56	157	H	Yale	62 65
												170	A	Cornell	58 71
												170	H	Cornell	60 52
												202	A	Oakland	60 78
												205	A	Brown	63 50
												205	H	Brown	60 56
												211	H	Rhode Island	41 57
												216	A	Hartford	43 36
												233	H	New Hampshire	57 61
												248	A	Columbia	76 73
												248	H	Columbia	63 53
												253	A	Holy Cross	60 54
												275	A	Central Conn. St.	55 59
												276	H	American	41 45
												277	H	Vermont	54 56
												289	H	Niagara	60 47
												342	A	NJIT	46 39
												344	H	Boston U.	72 52
LAST 12 Division I GAMES:															
				32	A	Princeton	42 68	205	A	Brown	63 50				
				35	A	Penn	50 65	157	A	Yale	68 63				
				157	H	Yale	62 65	35	H	Penn	41 56				
				205	H	Brown	60 56	32	H	Princeton	48 85				
				248	H	Columbia	63 53	170	A	Cornell	58 71				
				170	H	Cornell	60 52	248	A	Columbia	76 73				

Non-Div I Games:

Dartmouth

■ Loss,
■ Non-Conf,
■ S Site,
■ H Home
■ A Away
N Neutral

Average RPI Win:	225	WON-LOST	WINNING	LAST 10	STRENGTH OF	OPP. STRENGTH	TEAM	ADJ.	CONF.	ADJ CONF.
Average RPI Loss:	100	RECORD	PCT. RANK	GAMES	SCHEDULE	OF SCHEDULE	RPI	RPI	RPI	RPI
DIV. I ONLY	11- 19	248	2- 8	109	102	187	187	7	7	
DIV. I NON-CONF.	6- 7	176	0- 0	203	174	178	178	8	8	
TOTALS	RPI 1-25	RPI 26-50	W-L RECORDS	RPI 51-100	RPI 101-150	RPI 150+				
11- 19	0- 2	0- 4	OVERALL	1- 5	0- 2	10- 6				
4- 9	0- 2	0- 2	HOME	0- 3	0- 0	4- 2				
6- 9	0- 0	0- 2	AWAY	1- 2	0- 2	5- 3				
1- 1	0- 0	0- 0	NEUTRAL	0- 0	0- 0	1- 1				
6- 7	0- 1	0- 2	NON-CONFERENCE	0- 1	0- 1	6- 2				
2- 3	0- 1	0- 0	HOME	0- 1	0- 0	2- 1				
3- 4	0- 0	0- 2	AWAY	0- 0	0- 1	3- 1				
1- 0	0- 0	0- 0	NEUTRAL	0- 0	0- 0	1- 0				
5- 12	0- 1	0- 2	CONFERENCE	1- 4	0- 1	4- 4				
2- 6	0- 1	0- 2	HOME	0- 2	0- 0	2- 1				
3- 5	0- 0	0- 0	AWAY	1- 2	0- 1	2- 2				
0- 1	0- 0	0- 0	NEUTRAL	0- 0	0- 0	0- 1				

RPI	S	Opponent	Score	RPI	S	Opponent	Score	RPI	S	Opponent	Score	RPI	S	Opponent	Score	Team's RPI: 187
17	H	Michigan St.	44 73	33	H	George Washington	60 79	53	A	Saint Louis	51 88	113	A	Saint Joseph's	54 87	
18	H	Duquesne	62 77	34	H	St. Bonaventure	47 59	53	H	Saint Louis	50 79	138	A	Wake Forest	58 77	
				36	A	James Madison	45 87	71	A	VCU	56 50	158	A	Fordham	40 51	
				49	A	North Carolina St.	42 58	71	H	VCU	59 74	158	H	Fordham	69 51	
								77	H	Charlotte	88 99	166	H	ETSU	58 65	
								83	A	Dayton	66 77	169	H	George Mason	68 63	
												173	A	Radford	68 79	
												196	A	Richmond	67 59	
												196	N	Richmond	51 70	
												211	A	Rhode Island	62 78	
												215	A	Furman	69 51	
												221	H	Massachusetts	62 66	
												252	A	High Point	62 60	
												257	N	Bowling Green	60 56	
												269	A	UNCW	77 50	
												281	A	La Salle	66 58	
												300	H	Western Caro.	64 51	
												312	H	South Carolina St.	63 51	
LAST 12 Division I GAMES:																
196	N	Richmond	51 70	18	H	Duquesne	62 77									
71	H	VCU	59 74	169	H	George Mason	68 63									
113	A	Saint Joseph's	54 87	83	A	Dayton	66 77									
221	H	Massachusetts	62 66	33	H	George Washington	60 79									
53	A	Saint Louis	51 88	211	A	Rhode Island	62 78									
196	A	Richmond	67 59	158	H	Fordham	69 51									

Non-Div I Games:

Davidson

■ Loss,
 ■ Non-Conf,
 ■ S Site,
 ■ H Home
 ■ A Away
 N Neutral

Average RPI Win:	139	WON-LOST	WINNING	LAST 10	STRENGTH OF	OPP. STRENGTH	TEAM	ADJ.	CONF.	ADJ CONF.
Average RPI Loss:	46	RECORD	PCT. RANK	GAMES	SCHEDULE	OF SCHEDULE	RPI	RPI	RPI	RPI
DIV. I ONLY	24- 7	35	8- 2	29	67	19	19	6	6	
DIV. I NON-CONF.	8- 5	120	0- 1	14	33	48	48	6	6	
TOTALS	RPI 1-25	RPI 26-50	W-L RECORDS	RPI 51-100	RPI 101-150	RPI 150+				
24- 7	1- 3	4- 2	OVERALL	6- 1	4- 0	9- 1				
13- 4	0- 1	2- 2	HOME	3- 0	2- 0	6- 1				
11- 3	1- 2	2- 0	AWAY	3- 1	2- 0	3- 0				
0- 0	0- 0	0- 0	NEUTRAL	0- 0	0- 0	0- 0				
8- 5	1- 3	2- 0	NON-CONFERENCE	0- 1	2- 0	3- 1				
6- 2	0- 1	2- 0	HOME	0- 0	1- 0	3- 1				
2- 3	1- 2	0- 0	AWAY	0- 1	1- 0	0- 0				
0- 0	0- 0	0- 0	NEUTRAL	0- 0	0- 0	0- 0				
16- 2	0- 0	2- 2	CONFERENCE	6- 0	2- 0	6- 0				
7- 2	0- 0	0- 2	HOME	3- 0	1- 0	3- 0				
9- 0	0- 0	2- 0	AWAY	3- 0	1- 0	3- 0				
0- 0	0- 0	0- 0	NEUTRAL	0- 0	0- 0	0- 0				

RPI	S	Opponent	Score	RPI	S	Opponent	Score	RPI	S	Opponent	Score	RPI	S	Opponent	Score
1	A	Notre Dame	90 95	34	H	St. Bonaventure	77 54	54	A	St. John's (NY)	71 61	101	A	Northwestern	77 64
2	A	Baylor	72 86	37	A	Seton Hall	86 74	54	H	St. John's (NY)	77 71	128	A	Creighton	78 52
4	H	UConn	70 86	37	H	Seton Hall	74 83	60	A	South Dakota St.	79 88	128	H	Creighton	81 63
20	A	Texas A&M	80 66	44	A	Villanova	75 47	91	A	Georgetown	80 66	137	H	Southern Ill.	105 61
				44	H	Villanova	60 64	91	H	Georgetown	75 53	167	A	Xavier	70 53
				45	H	Indiana	84 69	92	A	Marquette	98 65	167	H	Xavier	82 52
								92	H	Marquette	91 86	174	H	Loyola Chicago	75 88
												181	A	Butler	61 54
												181	H	Butler	102 63
												264	A	Providence	91 68
												264	H	Providence	96 50
												299	H	Colgate	96 46
												314	H	Illinois St.	89 41
												343	H	Chicago St.	88 42
LAST 12 Division I GAMES:															
2	A	Baylor	72 86	91	A	Georgetown	80 66								
92	A	Marquette	98 65	44	A	Villanova	75 47								
128	A	Creighton	78 52	54	H	St. John's (NY)	77 71								
264	A	Providence	91 68	37	H	Seton Hall	74 83								
181	H	Butler	102 63	264	H	Providence	96 50								
167	H	Xavier	82 52	128	H	Creighton	81 63								

Non-Div I Games:

DePaul

■ Loss,
■ Non-Conf, S Site,
■ Home
■ Away
N Neutral

Delaware

Through Games Of March 5, 2016

Average RPI Win:	230	WON-LOST	WINNING	LAST 10	STRENGTH OF	OPP. STRENGTH	TEAM	ADJ.	CONF.	ADJ CONF.
Average RPI Loss:	109	RECORD	PCT. RANK	GAMES	SCHEDULE	OF SCHEDULE	RPI	RPI	RPI	RPI
DIV. I ONLY	15- 14	160	5- 5	216	127	163	163	12	12	
DIV. I NON-CONF.	5- 6	180	0- 0	303	172	227	227	10	10	
TOTALS	RPI 1-25	RPI 26-50	W-L RECORDS	RPI 51-100	RPI 101-150	RPI 150+				
15- 14	0- 0	0- 2	OVERALL	1- 7	0- 1	14- 4				
8- 4	0- 0	0- 1	HOME	1- 2	0- 1	7- 0				
6- 9	0- 0	0- 1	AWAY	0- 5	0- 0	6- 3				
1- 1	0- 0	0- 0	NEUTRAL	0- 0	0- 0	1- 1				
5- 6	0- 0	0- 0	NON-CONFERENCE	0- 2	0- 1	5- 3				
2- 1	0- 0	0- 0	HOME	0- 0	0- 1	2- 0				
2- 4	0- 0	0- 0	AWAY	0- 2	0- 0	2- 2				
1- 1	0- 0	0- 0	NEUTRAL	0- 0	0- 0	1- 1				
10- 8	0- 0	0- 2	CONFERENCE	1- 5	0- 0	9- 1				
6- 3	0- 0	0- 1	HOME	1- 2	0- 0	5- 0				
4- 5	0- 0	0- 1	AWAY	0- 3	0- 0	4- 1				
0- 0	0- 0	0- 0	NEUTRAL	0- 0	0- 0	0- 0				

RPI S	Opponent	Score	RPI S	Opponent	Score	RPI S	Opponent	Score	RPI S	Opponent	Score	Team's RPI: 163
36	A James Madison	55 75	36	H James Madison	43 65	65	A Hofstra	49 58	148	H East Carolina	58 68	
						65	H Hofstra	54 47	158	A Fordham	55 48	
						79	A Drexel	43 47	159	A Marist	56 50	
						79	H Drexel	53 54	160	A Northeastern	54 57	
						88	A Elon	45 62	160	H Northeastern	59 52	
						88	H Elon	64 66	169	A George Mason	83 90	
						89	A Bucknell	51 80	195	N Wisconsin	52 54	
						91	A Georgetown	50 61	203	A William & Mary	69 53	
									203	H William & Mary	67 63	
									209	A Robert Morris	50 53	
									223	A Col. of Charleston	63 47	
									223	H Col. of Charleston	72 55	
									269	A UNCW	56 44	
									269	H UNCW	67 59	
									277	H Vermont	71 60	
									293	A Towson	66 62	
									293	H Towson	69 64	
									324	N North Dakota St.	62 50	
									328	H Lafayette	67 47	
LAST 12 Division I GAMES:												
36	H James Madison	43 65	223	H Col. of Charleston	72 55							
269	A UNCW	56 44	88	H Elon	64 66							
88	A Elon	45 62	293	A Towson	66 62							
65	H Hofstra	54 47	79	A Drexel	43 47							
160	A Northeastern	54 57	36	A James Madison	55 75							
203	A William & Mary	69 53	203	H William & Mary	67 63							

Non-Div I Games:

Delaware

Loss, Non-Conf, S Site, H Home A Away N Neutral

Average RPI Win:	306	WON-LOST	WINNING	LAST 10	STRENGTH OF	OPP. STRENGTH	TEAM	ADJ.	CONF.	ADJ CONF.
Average RPI Loss:	204	RECORD	PCT. RANK	GAMES	SCHEDULE	OF SCHEDULE	RPI	RPI	RPI	RPI
DIV. I ONLY	9- 20	275	3- 7	327	321	322	322	32	32	
DIV. I NON-CONF.	3- 10	277	0- 0	246	221	304	304	30	30	
TOTALS	RPI 1-25	RPI 26-50	W-L RECORDS	RPI 51-100	RPI 101-150	RPI 150+				
9- 20	0- 1	0- 0	OVERALL	0- 2	0- 1	9- 16				
6- 8	0- 0	0- 0	HOME	0- 1	0- 0	6- 7				
2- 12	0- 1	0- 0	AWAY	0- 1	0- 1	2- 9				
1- 0	0- 0	0- 0	NEUTRAL	0- 0	0- 0	1- 0				
3- 10	0- 1	0- 0	NON-CONFERENCE	0- 2	0- 1	3- 6				
2- 4	0- 0	0- 0	HOME	0- 1	0- 0	2- 3				
0- 6	0- 1	0- 0	AWAY	0- 1	0- 1	0- 3				
1- 0	0- 0	0- 0	NEUTRAL	0- 0	0- 0	1- 0				
6- 10	0- 0	0- 0	CONFERENCE	0- 0	0- 0	6- 10				
4- 4	0- 0	0- 0	HOME	0- 0	0- 0	4- 4				
2- 6	0- 0	0- 0	AWAY	0- 0	0- 0	2- 6				
0- 0	0- 0	0- 0	NEUTRAL	0- 0	0- 0	0- 0				

RPI 1-25				RPI 26-50				RPI 51-100				RPI 101+ Team's RPI: 322			
RPI	S	Opponent	Score	RPI	S	Opponent	Score	RPI	S	Opponent	Score	RPI	S	Opponent	Score
21	A	West Virginia	34 77					64	A	Temple	59 100	124	A	Pittsburgh	43 77
								65	H	Hofstra	49 66	158	A	Fordham	58 74
												164	A	Fla. Atlantic	55 83
												170	A	Cornell	62 71
												203	H	William & Mary	59 65
												207	A	Hampton	89 81
												207	H	Hampton	54 63
												218	H	N.C. A&T	64 84
												220	H	Lehigh	49 83
												242	A	Bethune-Cookman	35 66
												244	A	Coppin St.	79 84
												244	H	Coppin St.	49 54
												254	A	Morgan St.	49 56
												262	N	Appalachian St.	76 69
												274	A	UMES	49 54
												274	H	UMES	61 70
												292	A	Savannah St.	67 59
												297	A	Florida A&M	56 86
												309	H	Longwood	88 63
												312	A	South Carolina St.	48 61
												312	H	South Carolina St.	79 61
												318	H	Mt. St. Mary's	41 54
												332	H	Howard	87 86
												345	H	Wagner	66 44
												347	H	Norfolk St.	64 61
												348	H	N.C. Central	66 56
LAST 12 Division I GAMES:															
244	H	Coppin St.	49 54	274	H	UMES	61 70								
207	A	Hampton	89 81	297	A	Florida A&M	56 86								
274	A	UMES	49 54	242	A	Bethune-Cookman	35 66								
207	H	Hampton	54 63	312	H	South Carolina St.	79 61								
347	H	Norfolk St.	64 61	218	H	N.C. A&T	64 84								
244	A	Coppin St.	79 84	348	H	N.C. Central	66 56								

Non-Div I Games:

Delaware St.

■ Loss,
 ■ Non-Conf,
 ■ S Site,
 ■ H Home
 ■ A Away
 N Neutral

Average RPI Win: 290	WON-LOST	WINNING	LAST 10	STRENGTH OF	OPP. STRENGTH	TEAM	ADJ.	CONF.	ADJ CONF.
Average RPI Loss: 166	RECORD	PCT. RANK	GAMES	SCHEDULE	OF SCHEDULE	RPI	RPI	RPI	RPI
DIV. I ONLY	5- 25	322	1- 9	161	251	301	301	18	18
DIV. I NON-CONF.	2- 11	306	0- 0	192	302	287	287	18	18
TOTALS	RPI 1-25	RPI 26-50	W-L RECORDS	RPI 51-100	RPI 101-150	RPI 150+			
5- 25	0- 1	0- 1	OVERALL	0- 5	1- 5	4- 13			
2- 12	0- 0	0- 1	HOME	0- 2	0- 3	2- 6			
3- 10	0- 0	0- 0	AWAY	0- 0	1- 0	2- 1			
0- 3	0- 1	0- 0	NEUTRAL	0- 1	0- 0	0- 1			
2- 11	0- 1	0- 1	NON-CONFERENCE	0- 0	1- 1	1- 8			
0- 6	0- 0	0- 1	HOME	0- 0	0- 1	0- 4			
2- 3	0- 0	0- 0	AWAY	0- 0	1- 0	1- 3			
0- 2	0- 1	0- 0	NEUTRAL	0- 0	0- 0	0- 1			
3- 14	0- 0	0- 0	CONFERENCE	0- 5	0- 4	3- 5			
2- 6	0- 0	0- 0	HOME	0- 2	0- 2	2- 2			
1- 7	0- 0	0- 0	AWAY	0- 2	0- 2	1- 3			
0- 1	0- 0	0- 0	NEUTRAL	0- 1	0- 0	0- 0			

RPI S	Opponent	Score	RPI S	Opponent	Score	RPI S	Opponent	Score	RPI S	Opponent	Score	Team's RPI: 301
1 N	Notre Dame	52 94	46 H	Colorado St.	46 74	60 A	South Dakota St.	52 80	115 A	IUPUI	75 81	
						60 H	South Dakota St.	39 76	115 H	IUPUI	54 67	
						62 A	South Dakota	60 85	129 H	Long Beach St.	41 48	
						62 H	South Dakota	33 79	143 A	Oral Roberts	33 65	
						62 N	South Dakota	54 73	143 H	Oral Roberts	56 59	
									146 A	Milwaukee	56 49	
									175 H	Northern Colo.	51 60	
									182 H	Weber St.	49 61	
									183 N	Louisiana Tech	53 58	
									226 A	Western Ill.	60 63	
									226 H	Western Ill.	69 80	
									243 H	Wyoming	64 75	
									249 H	Ill.-Chicago	46 56	
									260 A	Omaha	55 67	
									260 H	Omaha	60 70	
									266 A	Pepperdine	60 64	
									271 A	Seattle	51 59	
									302 A	UMKC	58 68	
									315 A	IPFW	49 61	
									315 H	IPFW	53 50	
									324 A	North Dakota St.	55 45	
									324 H	North Dakota St.	64 53	
									341 A	Air Force	57 48	
LAST 12 Division I GAMES:												
	62 N	South Dakota	54	73	143 H	Oral Roberts	56	59				
	260 H	Omaha	60	70	62 H	South Dakota	33	79				
	324 A	North Dakota St.	55	45	315 A	IPFW	49	61				
	60 A	South Dakota St.	52	80	115 A	IUPUI	75	81				
	115 H	IUPUI	54	67	143 A	Oral Roberts	33	65				
	226 H	Western Ill.	69	80	260 A	Omaha	55	67				

Non-Div I Games:

Denver

Average RPI Win: 212	WON-LOST	WINNING	LAST 10	STRENGTH OF	OPP. STRENGTH	TEAM	ADJ.	CONF.	ADJ CONF.
Average RPI Loss: 110	RECORD	PCT. RANK	GAMES	SCHEDULE	OF SCHEDULE	RPI	RPI	RPI	RPI
DIV. I ONLY	14- 14	165	6- 4	100	130	142	142	14	14
DIV. I NON-CONF.	3- 7	248	0- 0	172	51	258	258	16	16
TOTALS	RPI 1-25	RPI 26-50	W-L RECORDS	RPI 51-100	RPI 101-150	RPI 150+			
14- 14	0- 4	0- 1	OVERALL	0- 2	5- 4	9- 3			
7- 8	0- 1	0- 0	HOME	0- 2	2- 2	5- 3			
7- 6	0- 3	0- 1	AWAY	0- 0	3- 2	4- 0			
0- 0	0- 0	0- 0	NEUTRAL	0- 0	0- 0	0- 0			
3- 7	0- 2	0- 1	NON-CONFERENCE	0- 2	0- 1	3- 1			
3- 3	0- 0	0- 0	HOME	0- 2	0- 0	3- 1			
0- 4	0- 2	0- 1	AWAY	0- 0	0- 1	0- 0			
0- 0	0- 0	0- 0	NEUTRAL	0- 0	0- 0	0- 0			
11- 7	0- 2	0- 0	CONFERENCE	0- 0	5- 3	6- 2			
4- 5	0- 1	0- 0	HOME	0- 0	2- 2	2- 2			
7- 2	0- 1	0- 0	AWAY	0- 0	3- 1	4- 0			
0- 0	0- 0	0- 0	NEUTRAL	0- 0	0- 0	0- 0			

RPI 1-25					RPI 26-50					RPI 51-100					RPI 101+					Team's RPI: 142	
RPI	S	Opponent	Score		RPI	S	Opponent	Score		RPI	S	Opponent	Score		RPI	S	Opponent	Score			
10	A	Maryland	41	97	34	A	St. Bonaventure	73	84	75	H	Michigan	61	88	106	A	Wright St.	95	93		
17	A	Michigan St.	42	81						85	H	Eastern Mich.	68	85	106	H	Wright St.	71	89		
23	A	Green Bay	36	58											126	A	Youngstown St.	69	68		
23	H	Green Bay	58	74											126	H	Youngstown St.	70	72		
															140	A	Western Mich.	66	70		
															146	A	Milwaukee	89	79		
															146	H	Milwaukee	80	76		
															149	A	Northern Ky.	60	81		
															149	H	Northern Ky.	66	65		
															202	A	Oakland	82	77		
															202	H	Oakland	73	79		
															237	H	Cincinnati	77	68		
															240	A	Valparaiso	72	66		
															240	H	Valparaiso	85	65		
															249	A	Ill.-Chicago	89	80		
															249	H	Ill.-Chicago	51	65		
															261	A	Cleveland St.	66	60		
															261	H	Cleveland St.	82	68		
															289	H	Niagara	80	75		
															303	H	Bradley	67	75		
															315	H	IPFW	64	63		
LAST 12 Division I GAMES:																					
146	H	Milwaukee	80	76	249	H	Ill.-Chicago	51	65												
23	H	Green Bay	58	74	126	A	Youngstown St.	69	68												
202	A	Oakland	82	77	261	A	Cleveland St.	66	60												
106	A	Wright St.	95	93	23	A	Green Bay	36	58												
149	A	Northern Ky.	60	81	146	A	Milwaukee	89	79												
240	H	Valparaiso	85	65	202	H	Oakland	73	79												

Non-Div I Games: Salem Int'l 81 50

Detroit

Drake

Through Games Of March 5, 2016

Average RPI Win:	215	WON-LOST	WINNING	LAST 10	STRENGTH OF	OPP. STRENGTH	TEAM	ADJ.	CONF.	ADJ CONF.
Average RPI Loss:	120	RECORD	PCT. RANK	GAMES	SCHEDULE	OF SCHEDULE	RPI	RPI	RPI	RPI
DIV. I ONLY	20- 8	61	8- 2	223	167	100	100	21	21	
DIV. I NON-CONF.	6- 4	125	0- 0	112	50	97	97	17	17	
TOTALS	RPI 1-25	RPI 26-50	W-L RECORDS	RPI 51-100	RPI 101-150	RPI 150+				
20- 8	0- 1	0- 0	OVERALL	3- 4	3- 1	14- 2				
10- 3	0- 1	0- 0	HOME	2- 1	2- 1	6- 0				
9- 5	0- 0	0- 0	AWAY	1- 3	1- 0	7- 2				
1- 0	0- 0	0- 0	NEUTRAL	0- 0	0- 0	1- 0				
6- 4	0- 1	0- 0	NON-CONFERENCE	1- 2	2- 0	3- 1				
3- 1	0- 1	0- 0	HOME	1- 0	2- 0	0- 0				
2- 3	0- 0	0- 0	AWAY	0- 2	0- 0	2- 1				
1- 0	0- 0	0- 0	NEUTRAL	0- 0	0- 0	1- 0				
14- 4	0- 0	0- 0	CONFERENCE	2- 2	1- 1	11- 1				
7- 2	0- 0	0- 0	HOME	1- 1	0- 1	6- 0				
7- 2	0- 0	0- 0	AWAY	1- 1	1- 0	5- 1				
0- 0	0- 0	0- 0	NEUTRAL	0- 0	0- 0	0- 0				

RPI S	Opponent	Score	RPI S	Opponent	Score	RPI S	Opponent	Score	RPI S	Opponent	Score
23	H Green Bay	61 86				58	A Iowa	76 89	125	H Iowa St.	74 70
						62	A South Dakota	87 92	128	H Creighton	81 72
						93	A Missouri St.	82 75	137	A Southern Ill.	71 64
						93	H Missouri St.	95 72	137	H Southern Ill.	67 77
						97	H North Dakota	73 63	174	A Loyola Chicago	81 65
						98	A UNI	74 85	174	H Loyola Chicago	91 61
						98	H UNI	73 79	188	N Tulsa	91 80
									195	A Wisconsin	89 70
									204	A UNLV	76 68
									224	A Indiana St.	53 68
									224	H Indiana St.	80 55
									259	A Northern Ill.	73 87
									291	A Wichita St.	87 56
									291	H Wichita St.	81 59
									303	A Bradley	76 64
									303	H Bradley	78 45
									314	A Illinois St.	98 58
									314	H Illinois St.	76 41
									330	A Evansville	86 66
									330	H Evansville	94 52
LAST 12 Division I GAMES:											
137	A	Southern Ill.	71	64	314	A	Illinois St.	98	58		
330	A	Evansville	86	66	93	H	Missouri St.	95	72		
303	H	Bradley	78	45	291	H	Wichita St.	81	59		
174	H	Loyola Chicago	91	61	174	A	Loyola Chicago	81	65		
98	A	UNI	74	85	303	A	Bradley	76	64		
224	A	Indiana St.	53	68	98	H	UNI	73	79		

Non-Div I Games: William Penn 100 61

Drake

Loss, Non-Conf, S Site, H Home A Away N Neutral

Average RPI Win: 177	WON-LOST	WINNING	LAST 10	STRENGTH OF	OPP. STRENGTH	TEAM	ADJ.	CONF.	ADJ CONF.
Average RPI Loss: 82	RECORD	PCT. RANK	GAMES	SCHEDULE	OF SCHEDULE	RPI	RPI	RPI	RPI
DIV. I ONLY	17- 12	123	7- 3	61	109	79	79	12	12
DIV. I NON-CONF.	4- 7	222	0- 0	11	37	115	115	10	10
TOTALS	RPI 1-25	RPI 26-50	W-L RECORDS	RPI 51-100	RPI 101-150	RPI 150+			
17- 12	0- 1	1- 5	OVERALL	4- 2	0- 1	12- 3			
10- 3	0- 0	1- 1	HOME	3- 1	0- 0	6- 1			
7- 7	0- 1	0- 3	AWAY	1- 1	0- 1	6- 1			
0- 2	0- 0	0- 1	NEUTRAL	0- 0	0- 0	0- 1			
4- 7	0- 1	1- 3	NON-CONFERENCE	1- 1	0- 1	2- 1			
3- 1	0- 0	1- 0	HOME	1- 1	0- 0	1- 0			
1- 4	0- 1	0- 2	AWAY	0- 0	0- 1	1- 0			
0- 2	0- 0	0- 1	NEUTRAL	0- 0	0- 0	0- 1			
13- 5	0- 0	0- 2	CONFERENCE	3- 1	0- 0	10- 2			
7- 2	0- 0	0- 1	HOME	2- 0	0- 0	5- 1			
6- 3	0- 0	0- 1	AWAY	1- 1	0- 0	5- 1			
0- 0	0- 0	0- 0	NEUTRAL	0- 0	0- 0	0- 0			

RPI S	Opponent	Score	RPI S	Opponent	Score	RPI S	Opponent	Score	RPI S	Opponent	Score
13	A Syracuse	62 83	26	A South Fla.	58 73	65	A Hofstra	54 61	113	A Saint Joseph's	46 53
			34	H St. Bonaventure	58 46	65	H Hofstra	67 64	160	A Northeastern	53 49
			35	A Penn	67 72	73	H Vanderbilt	64 74	160	H Northeastern	65 73
			36	A James Madison	56 67	82	H Quinnipiac	62 49	162	N Montana	50 58
			36	H James Madison	55 59	88	A Elon	54 47	163	A Delaware	54 53
			44	N Villanova	55 67	88	H Elon	74 31	163	H Delaware	47 43
									203	A William & Mary	67 50
									203	H William & Mary	69 53
									207	A Hampton	57 36
									214	H Dartmouth	69 53
									223	A Col. of Charleston	46 49
									223	H Col. of Charleston	66 54
									269	A UNCW	71 57
									269	H UNCW	66 60
									293	A Towson	74 33
									293	H Towson	56 40
LAST 12 Division I GAMES:											
293	A Towson	74 33	36	H James Madison	55 59						
203	H William & Mary	69 53	223	A Col. of Charleston	46 49						
65	A Hofstra	54 61	269	A UNCW	71 57						
88	A Elon	54 47	163	H Delaware	47 43						
293	H Towson	56 40	65	H Hofstra	67 64						
269	H UNCW	66 60	160	A Northeastern	53 49						

Non-Div I Games:

Drexel

■ Loss,
 ■ Non-Conf, S Site,
 ■ Home
 ■ Away
 N Neutral

Duke

Average RPI Win: 160

Average RPI Loss: 30

WON-LOST

RECORD

WINNING

PCT. RANK

LAST 10

GAMES

STRENGTH OF

SCHEDULE

OPP. STRENGTH

OF SCHEDULE

TEAM

RPI

ADJ.

RPI

CONF.

RPI

ADJ CONF.

RPI

DIV. I ONLY

DIV. I NON-CONF.

20- 12

11- 3

100

54

4- 6

0- 0

22

58

33

68

50

32

50

32

4

5

4

5

TOTALS

RPI 1-25

RPI 26-50

W-L RECORDS

RPI 51-100

RPI 101-150

RPI 150+

20- 12

0- 8

1- 2

OVERALL

2- 1

9- 1

8- 0

11- 5

0- 3

0- 1

HOME

2- 1

4- 0

5- 0

5- 6

0- 4

1- 1

AWAY

0- 0

2- 1

2- 0

4- 1

0- 1

0- 0

NEUTRAL

0- 0

3- 0

1- 0

11- 3

0- 3

1- 0

NON-CONFERENCE

2- 0

3- 0

5- 0

7- 1

0- 1

0- 0

HOME

2- 0

1- 0

4- 0

1- 2

0- 2

1- 0

AWAY

0- 0

0- 0

0- 0

3- 0

0- 0

0- 0

NEUTRAL

0- 0

2- 0

1- 0

9- 9

0- 5

0- 2

CONFERENCE

0- 1

6- 1

3- 0

4- 4

0- 2

0- 1

HOME

0- 1

3- 0

1- 0

4- 4

0- 2

0- 1

AWAY

0- 0

2- 1

2- 0

1- 1

0- 1

0- 0

NEUTRAL

0- 0

1- 0

0- 0

RPI 1-25

RPI 26-50

Team's RPI: 50

RPI 51-100

RPI 101+

RPI S Opponent Score

1 H Notre Dame 61 68

1 N Notre Dame 54 83

3 A South Carolina 55 66

12 A Kentucky 61 71

13 A Syracuse 50 86

14 A Louisville 48 65

15 H Florida St. 53 69

20 H Texas A&M 66 72

RPI S Opponent Score

27 A Miami (FL) 53 61

35 A Penn 57 50

49 H North Carolina St. 62 65

RPI S Opponent Score

66 H Army West Point 72 61

72 H Georgia Tech 59 64

80 H Minnesota 84 64

RPI S Opponent Score

109 H Virginia 67 52

109 N Virginia 57 53

117 H Boston College 71 51

120 A Virginia Tech 66 62

124 A Pittsburgh 70 48

125 N Iowa St. 86 48

127 H Liberty 79 41

136 N Idaho 74 68

138 A Wake Forest 58 64

138 H Wake Forest 95 68

153 A North Carolina 93 57

153 H North Carolina 71 55

221 H Massachusetts 70 46

241 N Texas St. 85 34

258 A Clemson 72 43

269 H UNCW 78 56

300 H Western Caro. 84 47

326 H Winthrop 78 50

LAST 12 Division I GAMES:

1 N Notre Dame 54 83

109 N Virginia 57 53

153 A North Carolina 93 57

72 H Georgia Tech 59 64

120 A Virginia Tech 66 62

138 A Wake Forest 58 64

15 H Florida St. 53 69

27 A Miami (FL) 53 61

109 H Virginia 67 52

1 H Notre Dame 61 68

124 A Pittsburgh 70 48

153 H North Carolina 71 55

Non-Div I Games:

Duke

Loss, Non-Conf, S Site, H Home A Away N Neutral

Duquesne

Through Games Of March 5, 2016

Average RPI Win:	166	WON-LOST	WINNING	LAST 10	STRENGTH OF	OPP. STRENGTH	TEAM	ADJ.	CONF.	ADJ CONF.
Average RPI Loss:	38	RECORD	PCT. RANK	GAMES	SCHEDULE	OF SCHEDULE	RPI	RPI	RPI	RPI
DIV. I ONLY	26- 4	13	8- 2	81	110	18	18	7	7	
DIV. I NON-CONF.	11- 1	16	0- 0	130	257	21	21	8	8	
TOTALS	RPI 1-25	RPI 26-50	W-L RECORDS	RPI 51-100	RPI 101-150	RPI 150+				
26- 4	0- 0	2- 3	OVERALL	6- 1	3- 0	15- 0				
11- 1	0- 0	2- 1	HOME	2- 0	1- 0	6- 0				
12- 3	0- 0	0- 2	AWAY	3- 1	2- 0	7- 0				
3- 0	0- 0	0- 0	NEUTRAL	1- 0	0- 0	2- 0				
11- 1	0- 0	1- 1	NON-CONFERENCE	2- 0	2- 0	6- 0				
4- 0	0- 0	1- 0	HOME	1- 0	0- 0	2- 0				
6- 1	0- 0	0- 1	AWAY	1- 0	2- 0	3- 0				
1- 0	0- 0	0- 0	NEUTRAL	0- 0	0- 0	1- 0				
15- 3	0- 0	1- 2	CONFERENCE	4- 1	1- 0	9- 0				
7- 1	0- 0	1- 1	HOME	1- 0	1- 0	4- 0				
6- 2	0- 0	0- 1	AWAY	2- 1	0- 0	4- 0				
2- 0	0- 0	0- 0	NEUTRAL	1- 0	0- 0	1- 0				

RPI S	Opponent	Score	RPI S	Opponent	Score	RPI S	Opponent	Score	RPI S	Opponent	Score
32	A Princeton	66 94	33	H George Washington	52 70	53	A Saint Louis	81 84	113	H Saint Joseph's	73 59
34	A St. Bonaventure	48 60	34	H St. Bonaventure	74 62	54	H St. John's (NY)	76 57	124	A Pittsburgh	79 65
42	H Ohio	64 47	70	A Central Mich.	68 49	71	A VCU	71 67	131	A Buffalo	79 62
			83	A Dayton	76 72	83	H Dayton	89 58	158	H Fordham	55 40
									158	N Fordham	70 65
									169	A George Mason	72 56
									176	A New Mexico	78 69
									187	A Davidson	77 62
									196	A Richmond	65 44
									211	A Rhode Island	79 70
									211	H Rhode Island	61 56
									218	N N.C. A&T	81 67
									221	H Massachusetts	73 64
									274	H UMES	95 59
									281	H La Salle	74 49
									328	A Lafayette	73 65
									332	H Howard	86 62
									338	A Saint Peter's	63 38
LAST 12 Division I GAMES:											
53	N Saint Louis	56 52	113	H Saint Joseph's	73 59						
158	N Fordham	70 65	211	H Rhode Island	61 56						
34	A St. Bonaventure	48 60	187	A Davidson	77 62						
281	H La Salle	74 49	221	H Massachusetts	73 64						
83	A Dayton	76 72	71	A VCU	71 67						
53	A Saint Louis	81 84	196	A Richmond	65 44						

Non-Div I Games: Slippery Rock 79 54

Duquesne

Loss, Non-Conf, S Site, H Home A Away N Neutral

Average RPI Win: 243	WON-LOST	WINNING	LAST 10	STRENGTH OF	OPP. STRENGTH	TEAM	ADJ.	CONF.	ADJ CONF.
Average RPI Loss: 123	RECORD	PCT. RANK	GAMES	SCHEDULE	OF SCHEDULE	RPI	RPI	RPI	RPI
DIV. I ONLY	13- 14	183	5- 5	192	178	166	166	17	17
DIV. I NON-CONF.	5- 7	198	0- 0	156	125	147	147	15	15
TOTALS	RPI 1-25	RPI 26-50	W-L RECORDS	RPI 51-100	RPI 101-150	RPI 150+			
13- 14	0- 1	0- 2	OVERALL	0- 2	2- 5	11- 4			
7- 3	0- 0	0- 1	HOME	0- 0	1- 2	6- 0			
6- 10	0- 1	0- 1	AWAY	0- 2	1- 3	5- 3			
0- 1	0- 0	0- 0	NEUTRAL	0- 0	0- 0	0- 1			
5- 7	0- 1	0- 0	NON-CONFERENCE	0- 2	1- 2	4- 2			
3- 0	0- 0	0- 0	HOME	0- 0	1- 0	2- 0			
2- 7	0- 1	0- 0	AWAY	0- 2	0- 2	2- 2			
0- 0	0- 0	0- 0	NEUTRAL	0- 0	0- 0	0- 0			
8- 7	0- 0	0- 2	CONFERENCE	0- 0	1- 3	7- 2			
4- 3	0- 0	0- 1	HOME	0- 0	0- 2	4- 0			
4- 3	0- 0	0- 1	AWAY	0- 0	1- 1	3- 1			
0- 1	0- 0	0- 0	NEUTRAL	0- 0	0- 0	0- 1			

RPI 1-25				RPI 26-50				RPI 51-100				RPI 101+ Team's RPI: 166			
RPI	S	Opponent	Score	RPI	S	Opponent	Score	RPI	S	Opponent	Score	RPI	S	Opponent	Score
25	A	Tennessee	49 85	41	A	Chattanooga	42 66	73	A	Vanderbilt	39 65	111	A	Samford	47 55
				41	H	Chattanooga	57 65	88	A	Elon	38 50	111	H	Samford	51 56
												112	A	Mercer	55 53
												112	H	Mercer	45 61
												116	A	Iona	50 56
												132	H	UNC Asheville	74 68
												138	A	Wake Forest	52 69
												154	A	Old Dominion	56 52
												178	A	Eastern Ky.	41 64
												187	A	Davidson	65 58
												215	A	Furman	77 81
												215	H	Furman	68 64
												215	N	Furman	68 71
												262	A	Appalachian St.	52 70
												268	H	Campbell	70 55
												270	H	Austin Peay	80 76
												300	A	Western Caro.	45 43
												300	H	Western Caro.	74 62
												305	A	Wofford	70 54
												305	H	Wofford	70 69
												307	A	UNCG	80 77
												307	H	UNCG	89 73
LAST 12 Division I GAMES:															
215	N	Furman	68 71	215	H	Furman	68 64	305	H	Wofford	70 69	41	H	Chattanooga	57 65
41	A	Chattanooga	42 66	112	A	Mercer	55 53	111	A	Samford	47 55	300	H	Western Caro.	74 62
111	H	Samford	51 56												
112	H	Mercer	45 61												
307	A	UNCG	80 77												
300	A	Western Caro.	45 43												

Non-Div I Games: Armstrong St. 62 52 Lees-McRae 73 46 Brevard 69 46

ETSU

Loss, Non-Conf, S Site, H Home A Away N Neutral

East Carolina

Through Games Of March 5, 2016

Average RPI Win:	239	WON-LOST	WINNING	LAST 10	STRENGTH OF	OPP. STRENGTH	TEAM	ADJ.	CONF.	ADJ CONF.
Average RPI Loss:	75	RECORD	PCT. RANK	GAMES	SCHEDULE	OF SCHEDULE	RPI	RPI	RPI	RPI
DIV. I ONLY	13- 19	232	4- 6	75	92	148	148	9	9	
DIV. I NON-CONF.	6- 6	160	0- 0	36	200	110	110	7	7	
TOTALS	RPI 1-25	RPI 26-50	W-L RECORDS	RPI 51-100	RPI 101-150	RPI 150+				
13- 19	0- 4	0- 4	OVERALL	0- 4	0- 4	13- 3				
5- 6	0- 1	0- 1	HOME	0- 2	0- 1	5- 1				
5- 7	0- 1	0- 1	AWAY	0- 2	0- 1	5- 2				
3- 6	0- 2	0- 2	NEUTRAL	0- 0	0- 2	3- 0				
6- 6	0- 1	0- 2	NON-CONFERENCE	0- 1	0- 2	6- 0				
2- 0	0- 0	0- 0	HOME	0- 0	0- 0	2- 0				
2- 1	0- 0	0- 0	AWAY	0- 1	0- 0	2- 0				
2- 5	0- 1	0- 2	NEUTRAL	0- 0	0- 2	2- 0				
7- 13	0- 3	0- 2	CONFERENCE	0- 3	0- 2	7- 3				
3- 6	0- 1	0- 1	HOME	0- 2	0- 1	3- 1				
3- 6	0- 1	0- 1	AWAY	0- 1	0- 1	3- 2				
1- 1	0- 1	0- 0	NEUTRAL	0- 0	0- 0	1- 0				

RPI S	Opponent	Score	RPI S	Opponent	Score	RPI S	Opponent	Score	RPI S	Opponent	Score	Team's RPI: 148
3 N	South Carolina	57 88	26 A	South Fla.	54 75	56 A	Auburn	69 83	101 N	Northwestern	75 78	
4 A	UConn	46 92	26 H	South Fla.	59 61	64 H	Temple	63 83	108 A	Memphis	83 93	
4 H	UConn	41 84	41 N	Chattanooga	61 72	74 A	Tulane	73 78	108 H	Memphis	78 79	
4 N	UConn	51 92	42 N	Ohio	61 64	74 H	Tulane	51 66	128 N	Creighton	66 91	
									163 A	Delaware	68 58	
									180 N	Eastern Wash.	80 62	
									188 A	Tulsa	79 81	
									188 H	Tulsa	54 55	
									191 N	UTRGV	70 59	
									192 A	SMU	67 74	
									192 H	SMU	78 61	
									208 H	Presbyterian	84 57	
									237 A	Cincinnati	77 55	
									237 H	Cincinnati	63 60	
									237 N	Cincinnati	70 61	
									278 A	UCF	71 56	
									285 A	Houston	68 59	
									285 H	Houston	76 70	
									295 H	Alcorn	87 58	
									313 A	A&M-Corpus Christi	82 46	
LAST 12 Division I GAMES:												
4 N	UConn	51 92	285 A	Houston	68 59							
237 N	Cincinnati	70 61	108 H	Memphis	78 79							
192 H	SMU	78 61	192 A	SMU	67 74							
108 A	Memphis	83 93	4 A	UConn	46 92							
237 A	Cincinnati	77 55	188 H	Tulsa	54 55							
4 H	UConn	41 84	64 H	Temple	63 83							

Non-Div I Games:

East Carolina

Loss, Non-Conf, S Site, H Home A Away N Neutral

Average RPI Win:	206	WON-LOST	WINNING	LAST 10	STRENGTH OF	OPP. STRENGTH	TEAM	ADJ.	CONF.	ADJ CONF.
Average RPI Loss:	202	RECORD	PCT. RANK	GAMES	SCHEDULE	OF SCHEDULE	RPI	RPI	RPI	RPI
DIV. I ONLY	3- 25	341	2- 8	239	282	339	339	24	24	
DIV. I NON-CONF.	1- 11	336	0- 0	176	318	324	324	24	24	
TOTALS	RPI 1-25	RPI 26-50	W-L RECORDS	RPI 51-100	RPI 101-150	RPI 150+				
3- 25	0- 0	0- 0	OVERALL	0- 2	1- 6	2- 17				
3- 10	0- 0	0- 0	HOME	0- 0	1- 3	2- 7				
0- 15	0- 0	0- 0	AWAY	0- 2	0- 3	0- 10				
0- 0	0- 0	0- 0	NEUTRAL	0- 0	0- 0	0- 0				
1- 11	0- 0	0- 0	NON-CONFERENCE	0- 1	1- 2	0- 8				
1- 4	0- 0	0- 0	HOME	0- 0	1- 1	0- 3				
0- 7	0- 0	0- 0	AWAY	0- 1	0- 1	0- 5				
0- 0	0- 0	0- 0	NEUTRAL	0- 0	0- 0	0- 0				
2- 14	0- 0	0- 0	CONFERENCE	0- 1	0- 4	2- 9				
2- 6	0- 0	0- 0	HOME	0- 0	0- 2	2- 4				
0- 8	0- 0	0- 0	AWAY	0- 1	0- 2	0- 5				
0- 0	0- 0	0- 0	NEUTRAL	0- 0	0- 0	0- 0				

RPI	S	Opponent	Score	RPI	S	Opponent	Score	RPI	S	Opponent	Score	RPI	S	Opponent	Score	Team's RPI: 339
53	A	Saint Louis	47	78	104	A	UT Martin	52	91	104	H	UT Martin	39	65		
78	A	Belmont	61	89	108	A	Memphis	49	80	115	H	IUPUI	77	71		
					145	A	SIUE	75	87	145	H	SIUE	56	66		
					146	H	Milwaukee	71	82	174	H	Loyola Chicago	75	86		
					178	H	Eastern Ky.	56	75	194	H	Stetson	66	68		
					224	A	Indiana St.	42	60	226	H	Western Ill.	69	92		
					232	A	Southeast Mo. St.	52	82	232	H	Southeast Mo. St.	64	59		
					237	A	Cincinnati	57	70	249	A	Ill.-Chicago	54	66		
					256	H	Tennessee St.	53	62	259	A	Northern Ill.	63	79		
					260	A	Omaha	67	76	263	A	Murray St.	56	66		
					263	H	Murray St.	71	74	270	A	Austin Peay	45	80		
					270	H	Austin Peay	64	56	280	A	Tennessee Tech	74	81		
					296	A	Jacksonville St.	52	60	306	H	Morehead St.	77	85		
					178	H	Eastern Ky.	56	75							
LAST 12 Division I GAMES:																
145	H	SIUE	56	66	145	A	SIUE	75	87	263	A	Murray St.	56	66		
104	A	UT Martin	52	91	270	A	Austin Peay	45	80	270	H	Austin Peay	64	56		
232	A	Southeast Mo. St.	52	82	104	H	UT Martin	39	65	280	A	Tennessee Tech	74	81		
263	H	Murray St.	71	74	306	H	Morehead St.	77	85	296	A	Jacksonville St.	52	60		
270	H	Austin Peay	64	56	178	H	Eastern Ky.	56	75	306	H	Morehead St.	77	85		
232	H	Southeast Mo. St.	64	59												

Non-Div I Games:

Eastern Ill.

Eastern Ky.

Through Games Of March 5, 2016

Average RPI Win:	262	WON-LOST	WINNING	LAST 10	STRENGTH OF	OPP. STRENGTH	TEAM	ADJ.	CONF.	ADJ CONF.
Average RPI Loss:	142	RECORD	PCT. RANK	GAMES	SCHEDULE	OF SCHEDULE	RPI	RPI	RPI	RPI
DIV. I ONLY	16- 12	132	7- 3	268	248	178	178	24	24	
DIV. I NON-CONF.	4- 5	193	0- 0	155	179	171	171	24	24	
TOTALS	RPI 1-25	RPI 26-50	W-L RECORDS	RPI 51-100	RPI 101-150	RPI 150+				
16- 12	0- 0	0- 2	OVERALL	0- 4	1- 2	15- 4				
7- 4	0- 0	0- 0	HOME	0- 1	1- 1	6- 2				
6- 6	0- 0	0- 1	AWAY	0- 2	0- 1	6- 2				
3- 2	0- 0	0- 1	NEUTRAL	0- 1	0- 0	3- 0				
4- 5	0- 0	0- 2	NON-CONFERENCE	0- 1	0- 1	4- 1				
2- 1	0- 0	0- 0	HOME	0- 0	0- 1	2- 0				
1- 3	0- 0	0- 1	AWAY	0- 1	0- 0	1- 1				
1- 1	0- 0	0- 1	NEUTRAL	0- 0	0- 0	1- 0				
12- 7	0- 0	0- 0	CONFERENCE	0- 3	1- 1	11- 3				
5- 3	0- 0	0- 0	HOME	0- 1	1- 0	4- 2				
5- 3	0- 0	0- 0	AWAY	0- 1	0- 1	5- 1				
2- 1	0- 0	0- 0	NEUTRAL	0- 1	0- 0	2- 0				

RPI S	Opponent	Score	RPI S	Opponent	Score	RPI S	Opponent	Score	RPI S	Opponent	Score	Team's RPI: 178
38	A Western Ky.	60 76	78	A Belmont	61 72	104	H UT Martin	70 61				
49	N North Carolina St.	62 73	78	H Belmont	51 65	106	H Wright St.	69 71				
			78	N Belmont	63 95	145	A SIUE	74 89				
			93	A Missouri St.	63 87	166	H ETSU	64 41				
						196	A Richmond	62 81				
						232	H Southeast Mo. St.	56 55				
						256	A Tennessee St.	70 66				
						256	H Tennessee St.	78 67				
						263	H Murray St.	72 60				
						263	N Murray St.	63 52				
						265	N Saint Francis (PA)	88 82				
						270	A Austin Peay	66 94				
						270	N Austin Peay	82 68				
						280	A Tennessee Tech	71 67				
						280	H Tennessee Tech	72 77				
						282	A Miami (OH)	77 72				
						296	A Jacksonville St.	76 50				
						296	H Jacksonville St.	54 56				
						300	H Western Caro.	91 62				
						306	A Morehead St.	89 77				
						306	H Morehead St.	100 93				
						339	A Eastern Ill.	75 56				
LAST 12 Division I GAMES:												
78	N Belmont	63 95	296	A Jacksonville St.	76 50							
263	N Murray St.	63 52	256	H Tennessee St.	78 67							
270	N Austin Peay	82 68	78	A Belmont	61 72							
280	A Tennessee Tech	71 67	256	A Tennessee St.	70 66							
78	H Belmont	51 65	306	H Morehead St.	100 93							
306	A Morehead St.	89 77	296	H Jacksonville St.	54 56							

Non-Div I Games: Cincinnati Christian 112 34 Davis & Elkins 73 58

Eastern Ky.

Loss, Non-Conf, S Site, H Home A Away N Neutral

Average RPI Win:	183	WON-LOST	WINNING	LAST 10	STRENGTH OF	OPP. STRENGTH	TEAM	ADJ.	CONF.	ADJ CONF.
Average RPI Loss:	89	RECORD	PCT. RANK	GAMES	SCHEDULE	OF SCHEDULE	RPI	RPI	RPI	RPI
DIV. I ONLY	17- 10	94	6- 4	78	126	85	85	11	11	
DIV. I NON-CONF.	7- 2	57	0- 0	109	126	44	44	13	13	
TOTALS	RPI 1-25	RPI 26-50	W-L RECORDS	RPI 51-100	RPI 101-150	RPI 150+				
17- 10	0- 1	0- 1	OVERALL	2- 5	8- 2	7- 1				
8- 4	0- 0	0- 1	HOME	1- 2	4- 1	3- 0				
9- 5	0- 1	0- 0	AWAY	1- 2	4- 1	4- 1				
0- 1	0- 0	0- 0	NEUTRAL	0- 1	0- 0	0- 0				
7- 2	0- 1	0- 0	NON-CONFERENCE	2- 1	2- 0	3- 0				
3- 0	0- 0	0- 0	HOME	1- 0	1- 0	1- 0				
4- 1	0- 1	0- 0	AWAY	1- 0	1- 0	2- 0				
0- 1	0- 0	0- 0	NEUTRAL	0- 1	0- 0	0- 0				
10- 8	0- 0	0- 1	CONFERENCE	0- 4	6- 2	4- 1				
5- 4	0- 0	0- 1	HOME	0- 2	3- 1	2- 0				
5- 4	0- 0	0- 0	AWAY	0- 2	3- 1	2- 1				
0- 0	0- 0	0- 0	NEUTRAL	0- 0	0- 0	0- 0				

RPI 1-25				RPI 26-50				RPI 51-100				RPI 101+			
RPI	S	Opponent	Score	RPI	S	Opponent	Score	RPI	S	Opponent	Score	RPI	S	Opponent	Score
12	A	Kentucky	67 89	42	H	Ohio	64 71	57	A	Ball St.	54 76	105	A	Toledo	58 46
								57	H	Ball St.	63 67	105	H	Toledo	59 41
								70	A	Central Mich.	70 78	122	A	Akron	72 75
								70	H	Central Mich.	65 66	122	H	Akron	65 68
								75	H	Michigan	64 63	131	A	Buffalo	70 55
								76	N	Abilene Christian	59 83	131	H	Buffalo	67 56
								95	A	Harvard	85 81	140	A	Western Mich.	63 52
												140	H	Western Mich.	70 66
												142	A	Detroit	85 68
												143	H	Oral Roberts	77 69
												191	H	UTRGV	78 56
												246	A	Monmouth	78 68
												257	A	Bowling Green	63 67
												259	A	Northern Ill.	87 80
												259	H	Northern Ill.	84 60
												282	A	Miami (OH)	70 46
												319	H	Kent St.	72 51
												341	A	Air Force	72 59
LAST 12 Division I GAMES:															
70	A	Central Mich.	70 78	282	A	Miami (OH)	70 46								
140	A	Western Mich.	63 52	140	H	Western Mich.	70 66								
57	H	Ball St.	63 67	70	H	Central Mich.	65 66								
105	A	Toledo	58 46	122	A	Akron	72 75								
259	H	Northern Ill.	84 60	257	A	Bowling Green	63 67								
131	A	Buffalo	70 55	105	H	Toledo	59 41								

Non-Div I Games: Madonna 104 45 Hillsdale 94 77

Eastern Mich.

Average RPI Win:	239	WON-LOST	WINNING	LAST 10	STRENGTH OF	OPP. STRENGTH	TEAM	ADJ.	CONF.	ADJ CONF.
Average RPI Loss:	153	RECORD	PCT. RANK	GAMES	SCHEDULE	OF SCHEDULE	RPI	RPI	RPI	RPI
DIV. I ONLY	18- 11	101	6- 4	313	196	180	180	19	19	
DIV. I NON-CONF.	5- 6	180	0- 0	302	227	261	261	23	23	
TOTALS	RPI 1-25	RPI 26-50	W-L RECORDS	RPI 51-100	RPI 101-150	RPI 150+				
18- 11	0- 0	0- 0	OVERALL	1- 2	2- 5	15- 4				
11- 3	0- 0	0- 0	HOME	1- 1	1- 1	9- 1				
7- 5	0- 0	0- 0	AWAY	0- 1	1- 0	6- 0				
0- 3	0- 0	0- 0	NEUTRAL	0- 0	0- 3	0- 0				
5- 6	0- 0	0- 0	NON-CONFERENCE	0- 1	0- 5	5- 0				
3- 2	0- 0	0- 0	HOME	0- 1	0- 1	3- 0				
2- 1	0- 0	0- 0	AWAY	0- 0	0- 1	2- 0				
0- 3	0- 0	0- 0	NEUTRAL	0- 0	0- 3	0- 0				
13- 5	0- 0	0- 0	CONFERENCE	1- 1	2- 0	10- 4				
8- 1	0- 0	0- 0	HOME	1- 0	1- 0	6- 1				
5- 4	0- 0	0- 0	AWAY	0- 1	1- 0	4- 3				
0- 0	0- 0	0- 0	NEUTRAL	0- 0	0- 0	0- 0				

RPI 1-25			RPI 26-50			RPI 51-100			RPI 101+ Team's RPI: 180		
RPI	S	Opponent	Score	RPI	S	Opponent	Score	RPI	S	Opponent	Score
								76	H	Abilene Christian	60 72
								97	A	North Dakota	69 72
								97	H	North Dakota	60 57
								101	N	Northwestern	70 74
								110	A	Gonzaga	56 78
								128	N	Creighton	60 66
								136	A	Idaho	74 66
								136	H	Idaho	84 70
								148	N	East Carolina	62 80
								150	H	Boise St.	79 84
								151	H	Montana St.	81 69
								162	H	Montana	67 65
								168	A	Sacramento St.	100 83
								168	H	Sacramento St.	91 94
								175	A	Northern Colo.	66 57
								175	H	Northern Colo.	59 55
								182	A	Weber St.	74 80
								201	A	Idaho St.	62 71
								213	H	Utah Valley	68 64
								291	A	Wichita St.	67 62
								298	H	CSUN	70 59
								311	A	Northern Ariz.	81 71
								311	H	Northern Ariz.	72 65
								323	A	Portland St.	79 81
								323	H	Portland St.	70 57
								334	A	Southern Utah	85 82
								334	H	Southern Utah	64 53
								340	A	Cal St. Fullerton	68 57
								341	H	Air Force	65 44
LAST 12 Division I GAMES:											
182	A	Weber St.	74 80	97	A	North Dakota	69 72				
201	A	Idaho St.	62 71	334	H	Southern Utah	64 53				
136	H	Idaho	84 70	311	H	Northern Ariz.	72 65				
323	H	Portland St.	70 57	168	A	Sacramento St.	100 83				
168	H	Sacramento St.	91 94	323	A	Portland St.	79 81				
175	A	Northern Colo.	66 57	162	H	Montana	67 65				

Non-Div I Games: Eastern Ore. 64 40

Eastern Wash.

■ Loss,
 ■ Non-Conf,
 ■ S Site,
 ■ Home
 ■ A Away
 N Neutral

Average RPI Win: 192	WON-LOST	WINNING	LAST 10	STRENGTH OF	OPP. STRENGTH	TEAM	ADJ.	CONF.	ADJ CONF.
Average RPI Loss: 102	RECORD	PCT. RANK	GAMES	SCHEDULE	OF SCHEDULE	RPI	RPI	RPI	RPI
DIV. I ONLY	17- 11	110	6- 4	101	113	88	88	12	12
DIV. I NON-CONF.	6- 4	125	0- 0	54	88	51	51	10	10
TOTALS	RPI 1-25	RPI 26-50	W-L RECORDS	RPI 51-100	RPI 101-150	RPI 150+			
17- 11	0- 2	1- 2	OVERALL	2- 3	0- 1	14- 3			
9- 3	0- 0	0- 1	HOME	2- 1	0- 0	7- 1			
8- 8	0- 2	1- 1	AWAY	0- 2	0- 1	7- 2			
0- 0	0- 0	0- 0	NEUTRAL	0- 0	0- 0	0- 0			
6- 4	0- 2	1- 0	NON-CONFERENCE	1- 0	0- 1	4- 1			
3- 0	0- 0	0- 0	HOME	1- 0	0- 0	2- 0			
3- 4	0- 2	1- 0	AWAY	0- 0	0- 1	2- 1			
0- 0	0- 0	0- 0	NEUTRAL	0- 0	0- 0	0- 0			
11- 7	0- 0	0- 2	CONFERENCE	1- 3	0- 0	10- 2			
6- 3	0- 0	0- 1	HOME	1- 1	0- 0	5- 1			
5- 4	0- 0	0- 1	AWAY	0- 2	0- 0	5- 1			
0- 0	0- 0	0- 0	NEUTRAL	0- 0	0- 0	0- 0			

RPI 1-25				RPI 26-50				RPI 51-100 Team's RPI: 88				RPI 101+			
RPI	S	Opponent	Score	RPI	S	Opponent	Score	RPI	S	Opponent	Score	RPI	S	Opponent	Score
3	A	South Carolina	63 78	36	A	James Madison	72 73	65	A	Hofstra	49 59	127	A	Liberty	63 72
21	A	West Virginia	57 67	36	H	James Madison	76 81	65	H	Hofstra	61 60	160	A	Northeastern	56 54
				49	A	North Carolina St.	69 66	77	H	Charlotte	90 83	160	H	Northeastern	61 67
								79	A	Drexel	31 74	163	A	Delaware	66 64
								79	H	Drexel	47 54	163	H	Delaware	62 45
												166	H	ETSU	50 38
												203	A	William & Mary	74 64
												203	H	William & Mary	73 51
												215	A	Furman	65 55
												223	A	Col. of Charleston	54 38
												223	H	Col. of Charleston	52 41
												228	A	Navy	70 73
												252	H	High Point	80 69
												269	A	UNCW	67 60
												269	H	UNCW	70 53
												276	A	American	62 54
												293	A	Towson	78 85
												293	H	Towson	80 58
LAST 12 Division I GAMES:															
203	A	William & Mary	74 64	293	H	Towson	80 58								
36	A	James Madison	72 73	163	A	Delaware	66 64								
163	H	Delaware	62 45	203	H	William & Mary	73 51								
79	H	Drexel	47 54	65	A	Hofstra	49 59								
223	A	Col. of Charleston	54 38	160	A	Northeastern	56 54								
160	H	Northeastern	61 67	269	H	UNCW	70 53								

Non-Div I Games: Lenoir-Rhyne 67 29

Elon

■ Loss,
 ■ Non-Conf,
 ■ S Site,
 ■ H Home
 ■ A Away
 N Neutral

Average RPI Win:	282	WON-LOST	WINNING	LAST 10	STRENGTH OF	OPP. STRENGTH	TEAM	ADJ.	CONF.	ADJ CONF.
Average RPI Loss:	175	RECORD	PCT. RANK	GAMES	SCHEDULE	OF SCHEDULE	RPI	RPI	RPI	RPI
DIV. I ONLY	2- 27	346	0- 10	177	244	330	330	21	21	
DIV. I NON-CONF.	1- 10	330	0- 0	108	293	279	279	17	17	
TOTALS	RPI 1-25	RPI 26-50	W-L RECORDS	RPI 51-100	RPI 101-150	RPI 150+				
2- 27	0- 0	0- 0	OVERALL	0- 9	0- 4	2- 14				
1- 12	0- 0	0- 0	HOME	0- 4	0- 3	1- 5				
1- 13	0- 0	0- 0	AWAY	0- 4	0- 1	1- 8				
0- 2	0- 0	0- 0	NEUTRAL	0- 1	0- 0	0- 1				
1- 10	0- 0	0- 0	NON-CONFERENCE	0- 3	0- 2	1- 5				
0- 4	0- 0	0- 0	HOME	0- 1	0- 2	0- 1				
1- 4	0- 0	0- 0	AWAY	0- 1	0- 0	1- 3				
0- 2	0- 0	0- 0	NEUTRAL	0- 1	0- 0	0- 1				
1- 17	0- 0	0- 0	CONFERENCE	0- 6	0- 2	1- 9				
1- 8	0- 0	0- 0	HOME	0- 3	0- 1	1- 4				
0- 9	0- 0	0- 0	AWAY	0- 3	0- 1	0- 5				
0- 0	0- 0	0- 0	NEUTRAL	0- 0	0- 0	0- 0				

RPI S	Opponent	Score	RPI S	Opponent	Score	RPI S	Opponent	Score	RPI S	Opponent	Score	Team's RPI: 330
						57	H Ball St.	53 73	104	H UT Martin	48 75	
						61	N Santa Clara	44 62	115	H IUPUI	62 68	
						93	A Missouri St.	70 77	137	A Southern Ill.	56 74	
						93	H Missouri St.	47 66	137	H Southern Ill.	63 66	
						96	A Nebraska	40 85	151	N Montana St.	55 81	
						98	A UNI	51 62	167	A Xavier	57 65	
						98	H UNI	48 61	174	A Loyola Chicago	54 67	
						100	A Drake	52 94	174	H Loyola Chicago	49 63	
						100	H Drake	66 86	224	A Indiana St.	45 57	
									224	H Indiana St.	44 59	
									257	A Bowling Green	56 74	
									261	A Cleveland St.	72 63	
									263	H Murray St.	54 73	
									282	A Miami (OH)	85 91	
									291	A Wichita St.	50 58	
									291	H Wichita St.	31 44	
									303	A Bradley	52 66	
									303	H Bradley	62 46	
									314	A Illinois St.	59 65	
									314	H Illinois St.	57 64	
LAST 12 Division I GAMES:												
98	H UNI	48 61	137	H Southern Ill.	63 66							
100	H Drake	66 86	174	A Loyola Chicago	54 67							
314	A Illinois St.	59 65	303	A Bradley	52 66							
224	A Indiana St.	45 57	224	H Indiana St.	44 59							
93	H Missouri St.	47 66	314	H Illinois St.	57 64							
291	H Wichita St.	31 44	291	A Wichita St.	50 58							

Non-Div I Games:

Evansville

Average RPI Win:	219	WON-LOST	WINNING	LAST 10	STRENGTH OF	OPP. STRENGTH	TEAM	ADJ.	CONF.	ADJ CONF.
Average RPI Loss:	67	RECORD	PCT. RANK	GAMES	SCHEDULE	OF SCHEDULE	RPI	RPI	RPI	RPI
DIV. I ONLY	26- 4	13	10- 0	209	217	68	68	29	29	
DIV. I NON-CONF.	11- 4	76	0- 0	62	70	52	52	28	28	
TOTALS	RPI 1-25	RPI 26-50	W-L RECORDS	RPI 51-100	RPI 101-150	RPI 150+				
26- 4	0- 1	1- 2	OVERALL	3- 0	3- 0	19- 1				
12- 2	0- 0	0- 1	HOME	3- 0	0- 0	9- 1				
12- 0	0- 0	1- 0	AWAY	0- 0	1- 0	10- 0				
2- 2	0- 1	0- 1	NEUTRAL	0- 0	2- 0	0- 0				
11- 4	0- 1	1- 2	NON-CONFERENCE	3- 0	3- 0	4- 1				
4- 2	0- 0	0- 1	HOME	3- 0	0- 0	1- 1				
5- 0	0- 0	1- 0	AWAY	0- 0	1- 0	3- 0				
2- 2	0- 1	0- 1	NEUTRAL	0- 0	2- 0	0- 0				
15- 0	0- 0	0- 0	CONFERENCE	0- 0	0- 0	15- 0				
8- 0	0- 0	0- 0	HOME	0- 0	0- 0	8- 0				
7- 0	0- 0	0- 0	AWAY	0- 0	0- 0	7- 0				
0- 0	0- 0	0- 0	NEUTRAL	0- 0	0- 0	0- 0				

RPI S	Opponent	Score	RPI S	Opponent	Score	RPI S	Opponent	Score	RPI S	Opponent	Score
22 N	Mississippi St.	60 65	33 A	George Washington	64 60	56 H	Auburn	52 45	122 A	Akron	82 64
			40 H	Arkansas St.	48 62	82 H	Quinnipiac	71 70	123 N	Arizona	57 55
			42 N	Ohio	57 69	95 H	Harvard	74 65	140 N	Western Mich.	60 42
									152 A	Jacksonville	59 55
									152 H	Jacksonville	58 39
									164 H	Fla. Atlantic	55 62
									194 A	Stetson	60 47
									194 H	Stetson	61 48
									210 A	USC Upstate	56 44
									210 H	USC Upstate	54 43
									216 H	Hartford	64 44
									218 A	N.C. A&T	60 36
									264 A	Providence	50 41
									286 A	Kennesaw St.	78 47
									286 H	Kennesaw St.	63 41
									310 A	FIU	81 53
									325 A	North Florida	65 38
									325 H	North Florida	75 50
									335 A	Lipscomb	71 39
									335 H	Lipscomb	91 52
									342 A	NJIT	53 32
									342 H	NJIT	70 37
									342 H	NJIT	60 31

LAST 12 Division I GAMES:

342 H	NJIT	60 31	152 A	Jacksonville	59 55
194 A	Stetson	60 47	325 H	North Florida	75 50
335 H	Lipscomb	91 52	152 H	Jacksonville	58 39
286 H	Kennesaw St.	63 41	325 A	North Florida	65 38
210 A	USC Upstate	56 44	286 A	Kennesaw St.	78 47
342 A	NJIT	53 32	335 A	Lipscomb	71 39

Non-Div I Games: St. Thomas (FL) 86 33

FGCU

Average RPI Win:	257	WON-LOST	WINNING	LAST 10	STRENGTH OF	OPP. STRENGTH	TEAM	ADJ.	CONF.	ADJ CONF.
Average RPI Loss:	147	RECORD	PCT. RANK	GAMES	SCHEDULE	OF SCHEDULE	RPI	RPI	RPI	RPI
DIV. I ONLY	4- 25	331	2- 8	149	134	310	310	13	13	
DIV. I NON-CONF.	2- 9	296	0- 0	256	239	329	329	11	11	
TOTALS	RPI 1-25	RPI 26-50	W-L RECORDS	RPI 51-100	RPI 101-150	RPI 150+				
4- 25	0- 0	0- 4	OVERALL	0- 5	0- 2	4- 14				
3- 13	0- 0	0- 2	HOME	0- 3	0- 2	3- 6				
1- 12	0- 0	0- 0	AWAY	0- 1	0- 0	1- 2				
0- 0	0- 0	0- 0	NEUTRAL	0- 0	0- 0	0- 0				
2- 9	0- 0	0- 1	NON-CONFERENCE	0- 2	0- 1	2- 5				
2- 5	0- 0	0- 0	HOME	0- 2	0- 1	2- 2				
0- 4	0- 0	0- 1	AWAY	0- 0	0- 0	0- 3				
0- 0	0- 0	0- 0	NEUTRAL	0- 0	0- 0	0- 0				
2- 16	0- 0	0- 3	CONFERENCE	0- 3	0- 1	2- 9				
1- 8	0- 0	0- 2	HOME	0- 1	0- 1	1- 4				
1- 8	0- 0	0- 1	AWAY	0- 2	0- 0	1- 5				
0- 0	0- 0	0- 0	NEUTRAL	0- 0	0- 0	0- 0				

RPI S	Opponent	Score	RPI S	Opponent	Score	RPI S	Opponent	Score	RPI S	Opponent	Score	Team's RPI: 310
27	A Miami (FL)	55 83	67	A Middle Tenn.	55 77	133	H Marshall	58 65				
30	A UTEP	52 70	67	H Middle Tenn.	62 85	138	H Wake Forest	53 57				
30	H UTEP	57 69	68	H FGCU	53 81	152	A Jacksonville	44 80				
38	H Western Ky.	69 71	77	A Charlotte	74 87	154	A Old Dominion	49 84				
			92	H Marquette	83 95	164	A Fla. Atlantic	82 87				
						164	H Fla. Atlantic	52 63				
						165	A UAB	42 71				
						165	H UAB	72 61				
						171	A Southern Miss.	55 82				
						183	A Louisiana Tech	63 82				
						211	H Rhode Island	50 68				
						234	H Rice	62 68				
						239	H North Texas	40 58				
						246	A UTSA	59 54				
						246	H UTSA	52 63				
						261	A Cleveland St.	57 64				
						278	A UCF	72 89				
						291	H Wichita St.	62 76				
						297	H Florida A&M	81 65				
						320	H UMass Lowell	71 68				
LAST 12 Division I GAMES:												
67	A Middle Tenn.	55 77	30	A UTEP	52 70							
165	A UAB	42 71	67	H Middle Tenn.	62 85							
164	H Fla. Atlantic	52 63	165	H UAB	72 61							
234	H Rice	62 68	154	A Old Dominion	49 84							
239	H North Texas	40 58	77	A Charlotte	74 87							
246	A UTSA	59 54	30	H UTEP	57 69							

Non-Div I Games:

FIU

Fairfield

Through Games Of March 5, 2016

Average RPI Win:	247	WON-LOST	WINNING	LAST 10	STRENGTH OF	OPP. STRENGTH	TEAM	ADJ.	CONF.	ADJ CONF.
Average RPI Loss:	155	RECORD	PCT. RANK	GAMES	SCHEDULE	OF SCHEDULE	RPI	RPI	RPI	RPI
DIV. I ONLY	16- 14	154	6- 4	229	250	200	200	23	23	
DIV. I NON-CONF.	5- 4	138	0- 0	115	207	152	152	22	22	
TOTALS	RPI 1-25	RPI 26-50	W-L RECORDS	RPI 51-100	RPI 101-150	RPI 150+				
16- 14	0- 0	0- 0	OVERALL	1- 5	0- 2	15- 7				
10- 6	0- 0	0- 0	HOME	1- 3	0- 1	9- 2				
6- 7	0- 0	0- 0	AWAY	0- 2	0- 1	6- 4				
0- 1	0- 0	0- 0	NEUTRAL	0- 0	0- 0	0- 1				
5- 4	0- 0	0- 0	NON-CONFERENCE	1- 3	0- 0	4- 1				
4- 2	0- 0	0- 0	HOME	1- 2	0- 0	3- 0				
1- 2	0- 0	0- 0	AWAY	0- 1	0- 0	1- 1				
0- 0	0- 0	0- 0	NEUTRAL	0- 0	0- 0	0- 0				
11- 10	0- 0	0- 0	CONFERENCE	0- 2	0- 2	11- 6				
6- 4	0- 0	0- 0	HOME	0- 1	0- 1	6- 2				
5- 5	0- 0	0- 0	AWAY	0- 1	0- 1	5- 3				
0- 1	0- 0	0- 0	NEUTRAL	0- 0	0- 0	0- 1				

RPI S	Opponent	Score	RPI S	Opponent	Score	RPI S	Opponent	Score	RPI S	Opponent	Score	Team's RPI: 200
						51	H Albany (NY)	50 62	116	A Iona	53 69	
						54	A St. John's (NY)	54 73	116	H Iona	46 56	
						65	H Hofstra	53 67	159	A Marist	63 64	
						82	A Quinnipiac	58 83	159	H Marist	57 72	
						82	H Quinnipiac	55 64	170	A Cornell	35 59	
						95	H Harvard	67 50	198	H Sacred Heart	61 50	
									222	A Canisius	51 50	
									222	H Canisius	52 48	
									230	A Loyola Maryland	71 45	
									231	A Siena	71 51	
									231	H Siena	67 55	
									245	A Manhattan	59 57	
									245	H Manhattan	55 70	
									246	A Monmouth	68 60	
									246	H Monmouth	80 70	
									246	N Monmouth	46 64	
									281	H La Salle	62 59	
									284	A Rider	55 39	
									284	H Rider	63 56	
									289	A Niagara	55 56	
									289	H Niagara	61 43	
									315	H IPFW	74 62	
									338	A Saint Peter's	46 56	
									338	H Saint Peter's	76 49	
LAST 12 Division I GAMES:												
	246	N Monmouth	46	64		338	H Saint Peter's	76	49			
	82	A Quinnipiac	58	83		231	H Siena	67	55			
	116	A Iona	53	69		289	H Niagara	61	43			
	159	A Marist	63	64		246	A Monmouth	68	60			
	231	A Siena	71	51		284	H Rider	63	56			
	246	H Monmouth	80	70		222	H Canisius	52	48			

Non-Div I Games:

Fairfield

■ Loss,
 ■ Non-Conf,
 ■ S Site,
 ■ Home
 ■ A Away
 N Neutral

Average RPI Win:	288	WON-LOST	WINNING	LAST 10	STRENGTH OF	OPP. STRENGTH	TEAM	ADJ.	CONF.	ADJ CONF.
Average RPI Loss:	222	RECORD	PCT. RANK	GAMES	SCHEDULE	OF SCHEDULE	RPI	RPI	RPI	RPI
DIV. I ONLY	11- 20	256	4- 6	318	337	316	316	30	30	
DIV. I NON-CONF.	3- 10	277	0- 0	249	262	316	316	32	32	
TOTALS	RPI 1-25	RPI 26-50	W-L RECORDS	RPI 51-100	RPI 101-150	RPI 150+				
11- 20	0- 1	0- 0	OVERALL	0- 1	0- 1	11- 17				
8- 8	0- 0	0- 0	HOME	0- 0	0- 0	8- 8				
2- 10	0- 1	0- 0	AWAY	0- 1	0- 0	2- 8				
1- 2	0- 0	0- 0	NEUTRAL	0- 0	0- 1	1- 1				
3- 10	0- 1	0- 0	NON-CONFERENCE	0- 1	0- 1	3- 7				
2- 5	0- 0	0- 0	HOME	0- 0	0- 0	2- 5				
0- 3	0- 1	0- 0	AWAY	0- 1	0- 0	0- 1				
1- 2	0- 0	0- 0	NEUTRAL	0- 0	0- 1	1- 1				
8- 10	0- 0	0- 0	CONFERENCE	0- 0	0- 0	8- 10				
6- 3	0- 0	0- 0	HOME	0- 0	0- 0	6- 3				
2- 7	0- 0	0- 0	AWAY	0- 0	0- 0	2- 7				
0- 0	0- 0	0- 0	NEUTRAL	0- 0	0- 0	0- 0				

RPI 1-25			RPI 26-50			RPI 51-100			RPI 101+ Team's RPI: 316		
RPI	S	Opponent	Score	RPI	S	Opponent	Score	RPI	S	Opponent	Score
21	A	West Virginia	42 91					89	A	Bucknell	62 72
								116	N	Iona	54 77
								153	A	North Carolina	46 64
								157	N	Yale	58 77
								198	A	Sacred Heart	61 72
								198	H	Sacred Heart	65 80
								205	H	Brown	48 63
								209	A	Robert Morris	83 68
								209	H	Robert Morris	60 52
								227	A	Bryant	52 74
								227	H	Bryant	41 70
								229	N	Grand Canyon	74 68
								231	H	Siena	65 81
								245	H	Manhattan	78 85
								246	H	Monmouth	81 75
								248	H	Columbia	83 87
								265	A	Saint Francis (PA)	67 87
								265	H	Saint Francis (PA)	73 72
								275	A	Central Conn. St.	59 71
								275	H	Central Conn. St.	75 78
								318	A	Mt. St. Mary's	55 71
								318	H	Mt. St. Mary's	66 53
								320	H	UMass Lowell	67 78
								327	A	LIU Brooklyn	62 65
								327	H	LIU Brooklyn	75 58
								337	A	St. Francis Brooklyn	78 88
								337	H	St. Francis Brooklyn	65 61
LAST 12 Division I GAMES:											
227	A	Bryant	52 74	337	A	St. Francis Brooklyn	78 88				
275	A	Central Conn. St.	59 71	345	A	Wagner	73 57				
345	H	Wagner	75 67	265	H	Saint Francis (PA)	73 72				
198	H	Sacred Heart	65 80	327	A	LIU Brooklyn	62 65				
318	A	Mt. St. Mary's	55 71	327	H	LIU Brooklyn	75 58				
209	H	Robert Morris	60 52	318	H	Mt. St. Mary's	66 53				

Non-Div I Games:

Fairleigh Dickinson

■ Loss,
 ■ Non-Conf,
 ■ S Site,
 ■ H Home
 ■ A Away
 N Neutral

F
a
i
r
l
e
i
g
h
D
i
c
k
i
n
s
o
n

RPI S Opponent Score
Fairleigh Dickinson

Through Games Of March 5, 2016

RPI	S	Opponent	Score	
338	H	Saint Peter's	73	52
345	A	Wagner	73	57
345	H	Wagner	75	67

Fairleigh Dickinson

F
a
i
r
l
e
i
g
h
D
i
c
k
i
n
s
o
n

Average RPI Win:	219	WON-LOST	WINNING	LAST 10	STRENGTH OF	OPP. STRENGTH	TEAM	ADJ.	CONF.	ADJ CONF.
Average RPI Loss:	116	RECORD	PCT. RANK	GAMES	SCHEDULE	OF SCHEDULE	RPI	RPI	RPI	RPI
DIV. I ONLY	13- 15	196	3- 7	95	164	164	164	13	13	
DIV. I NON-CONF.	7- 3	91	0- 0	48	319	68	68	11	11	
TOTALS	RPI 1-25	RPI 26-50	W-L RECORDS	RPI 51-100	RPI 101-150	RPI 150+				
13- 15	0- 0	0- 4	OVERALL	1- 4	3- 0	9- 7				
9- 6	0- 0	0- 2	HOME	0- 2	3- 0	6- 2				
3- 9	0- 0	0- 2	AWAY	1- 2	0- 0	2- 5				
1- 0	0- 0	0- 0	NEUTRAL	0- 0	0- 0	1- 0				
7- 3	0- 0	0- 1	NON-CONFERENCE	1- 1	2- 0	4- 1				
5- 1	0- 0	0- 0	HOME	0- 1	2- 0	3- 0				
1- 2	0- 0	0- 1	AWAY	1- 0	0- 0	0- 1				
1- 0	0- 0	0- 0	NEUTRAL	0- 0	0- 0	1- 0				
6- 12	0- 0	0- 3	CONFERENCE	0- 3	1- 0	5- 6				
4- 5	0- 0	0- 2	HOME	0- 1	1- 0	3- 2				
2- 7	0- 0	0- 1	AWAY	0- 2	0- 0	2- 4				
0- 0	0- 0	0- 0	NEUTRAL	0- 0	0- 0	0- 0				

RPI S	Opponent	Score	RPI S	Opponent	Score	RPI S	Opponent	Score	RPI S	Opponent	Score	Team's RPI: 164
30	A UTEP	47 75	30	H UTEP	66 78	62	H South Dakota	53 76	122	H Akron	91 77	
38	H Western Ky.	62 81	67	A Middle Tenn.	65 71	67	H Middle Tenn.	73 83	133	H Marshall	84 73	
47	A Kansas St.	53 102	62	A FGCU	62 55	68	A FGCU	62 55	146	H Milwaukee	71 67	
			77	A Charlotte	79 85	77	A Charlotte	79 85	154	A Old Dominion	45 85	
									162	A Montana	69 83	
									165	A UAB	52 51	
									165	H UAB	62 67	
									171	A Southern Miss.	80 89	
									183	A Louisiana Tech	62 65	
									234	H Rice	54 75	
									239	H North Texas	71 61	
									242	H Bethune-Cookman	82 60	
									246	A UTSA	54 57	
									246	H UTSA	64 51	
									256	N Tennessee St.	69 64	
									282	H Miami (OH)	68 65	
									310	A FIU	63 52	
									310	H FIU	87 82	
									322	H Delaware St.	83 55	
LAST 12 Division I GAMES:												
165	A UAB	52 51	246	A UTSA	54 57							
67	A Middle Tenn.	65 71	165	H UAB	62 67							
310	A FIU	63 52	67	H Middle Tenn.	73 83							
239	H North Texas	71 61	77	A Charlotte	79 85							
234	H Rice	54 75	154	A Old Dominion	45 85							
30	A UTEP	47 75	246	H UTSA	64 51							

Non-Div I Games: Keiser 74 52

Fla. Atlantic

Florida

Average RPI Win: 135

Average RPI Loss: 35

WON-LOST
RECORD

WINNING
PCT. RANK

LAST 10
GAMES

STRENGTH OF
SCHEDULE

OPP. STRENGTH
OF SCHEDULE

TEAM
RPI

ADJ.
RPI

CONF.
RPI

ADJ CONF.
RPI

DIV. I ONLY

DIV. I NON-CONF.

22- 8

12- 1

56

9

6- 4

0- 0

51

149

23

107

24

19

24

19

2

2

2

2

TOTALS

RPI 1-25

RPI 26-50

W-L RECORDS

RPI 51-100

RPI 101-150

RPI 150+

22- 8

4- 3

2- 3

OVERALL

3- 2

3- 0

10- 0

13- 2

3- 1

2- 1

HOME

2- 0

1- 0

5- 0

7- 5

1- 1

0- 2

AWAY

0- 2

2- 0

4- 0

2- 1

0- 1

0- 0

NEUTRAL

1- 0

0- 0

1- 0

12- 1

1- 0

2- 0

NON-CONFERENCE

1- 1

0- 0

8- 0

7- 0

1- 0

2- 0

HOME

0- 0

0- 0

4- 0

3- 1

0- 0

0- 0

AWAY

0- 1

0- 0

3- 0

2- 0

0- 0

0- 0

NEUTRAL

1- 0

0- 0

1- 0

10- 7

3- 3

0- 3

CONFERENCE

2- 1

3- 0

2- 0

6- 2

2- 1

0- 1

HOME

2- 0

1- 0

1- 0

4- 4

1- 1

0- 2

AWAY

0- 1

2- 0

1- 0

0- 1

0- 1

0- 0

NEUTRAL

0- 0

0- 0

0- 0

RPI 1-25

Team's RPI: 24

RPI 26-50

RPI 51-100

RPI 101+

RPI S Opponent Score

RPI S Opponent Score

RPI S Opponent Score

RPI S Opponent Score

3 A South Carolina 71 86

12 H Kentucky 85 79

12 N Kentucky 69 92

15 H Florida St. 82 72

20 H Texas A&M 83 81

22 H Mississippi St. 70 76

25 A Tennessee 74 66

39 A Georgia 63 74

39 H Georgia 61 71

40 H Arkansas St. 76 72

43 A Missouri 64 79

49 H North Carolina St. 79 72

56 A Auburn 58 80

56 H Auburn 56 49

57 N Ball St. 85 79

64 A Temple 91 97

73 H Vanderbilt 79 67

119 A LSU 82 56

119 H LSU 53 45

139 A Arkansas 71 66

161 H Alabama 80 72

177 A Ole Miss 85 65

185 A South Ala. 72 60

195 A Wisconsin 91 75

199 A Colorado 83 61

209 H Robert Morris 79 52

265 H Saint Francis (PA) 122 65

278 N UCF 93 79

286 H Kennesaw St. 84 57

292 H Savannah St. 99 34

LAST 12 Division I GAMES:

12 N Kentucky 69 92

56 H Auburn 56 49

119 A LSU 82 56

39 A Georgia 63 74

73 H Vanderbilt 79 67

56 A Auburn 58 80

3 A South Carolina 71 86

20 H Texas A&M 83 81

12 H Kentucky 85 79

139 A Arkansas 71 66

43 A Missouri 64 79

161 H Alabama 80 72

Non-Div I Games:

Florida

Loss, Non-Conf,S Site, H Home A Away N Neutral

Average RPI Win:	288	WON-LOST	WINNING	LAST 10	STRENGTH OF	OPP. STRENGTH	TEAM	ADJ.	CONF.	ADJ CONF.
Average RPI Loss:	238	RECORD	PCT. RANK	GAMES	SCHEDULE	OF SCHEDULE	RPI	RPI	RPI	RPI
DIV. I ONLY	13- 14	183	5- 5	349	318	297	297	32	32	
DIV. I NON-CONF.	4- 7	222	0- 0	345	154	321	321	30	30	
TOTALS	RPI 1-25	RPI 26-50	W-L RECORDS	RPI 51-100	RPI 101-150	RPI 150+				
13- 14	0- 0	0- 0	OVERALL	0- 1	0- 1	13- 12				
6- 5	0- 0	0- 0	HOME	0- 0	0- 1	6- 4				
5- 8	0- 0	0- 0	AWAY	0- 1	0- 0	5- 7				
2- 1	0- 0	0- 0	NEUTRAL	0- 0	0- 0	2- 1				
4- 7	0- 0	0- 0	NON-CONFERENCE	0- 1	0- 1	4- 5				
1- 2	0- 0	0- 0	HOME	0- 0	0- 1	1- 1				
1- 4	0- 0	0- 0	AWAY	0- 1	0- 0	1- 3				
2- 1	0- 0	0- 0	NEUTRAL	0- 0	0- 0	2- 1				
9- 7	0- 0	0- 0	CONFERENCE	0- 0	0- 0	9- 7				
5- 3	0- 0	0- 0	HOME	0- 0	0- 0	5- 3				
4- 4	0- 0	0- 0	AWAY	0- 0	0- 0	4- 4				
0- 0	0- 0	0- 0	NEUTRAL	0- 0	0- 0	0- 0				

RPI 1-25				RPI 26-50				RPI 51-100				RPI 101+				Team's RPI: 297	
RPI	S	Opponent	Score	RPI	S	Opponent	Score	RPI	S	Opponent	Score	RPI	S	Opponent	Score		
								55	A	Southern California	45	88	112	H	Mercer	50	54
												153	A	North Carolina	58	94	
												190	N	UC Davis	61	58	
												207	A	Hampton	66	59	
												218	A	N.C. A&T	51	80	
												218	H	N.C. A&T	66	70	
												242	A	Bethune-Cookman	60	67	
												242	H	Bethune-Cookman	53	48	
												244	H	Coppin St.	79	73	
												254	H	Morgan St.	62	67	
												258	A	Clemson	77	68	
												274	A	UMES	47	61	
												278	A	UCF	55	93	
												286	H	Kennesaw St.	69	67	
												292	A	Savannah St.	46	65	
												292	H	Savannah St.	59	38	
												300	N	Western Caro.	53	69	
												310	A	FIU	65	81	
												312	H	South Carolina St.	62	68	
												317	H	Southeastern La.	57	62	
												322	H	Delaware St.	86	56	
												331	N	New Orleans	71	60	
												332	A	Howard	64	53	
												347	A	Norfolk St.	83	67	
												348	A	N.C. Central	69	54	
												348	H	N.C. Central	55	45	
LAST 12 Division I GAMES:																	
				274	A	UMES	47	61		322	H	Delaware St.	86	56			
				292	A	Savannah St.	46	65		348	H	N.C. Central	55	45			
				218	H	N.C. A&T	66	70		242	A	Bethune-Cookman	60	67			
				242	H	Bethune-Cookman	53	48		332	A	Howard	64	53			
				348	A	N.C. Central	69	54		244	H	Coppin St.	79	73			
				218	A	N.C. A&T	51	80		254	H	Morgan St.	62	67			

Non-Div I Games: Clark Atlanta 98 88 Fla. Memorial 66 62

Florida A&M

■ Loss,
 ■ Non-Conf,
 ■ S Site,
 ■ Home
 ■ A Away
 N Neutral

Average RPI Win: 142		WON-LOST	WINNING	LAST 10	STRENGTH OF	OPP. STRENGTH	TEAM	ADJ.	CONF.	ADJ CONF.
Average RPI Loss: 13		RECORD	PCT. RANK	GAMES	SCHEDULE	OF SCHEDULE	RPI	RPI	RPI	RPI
DIV. I ONLY		23- 7	41	7- 3	18	48	15	15	4	4
DIV. I NON-CONF.		10- 3	61	0- 0	33	111	26	26	5	5
TOTALS		RPI 1-25	RPI 26-50		W-L RECORDS		RPI 51-100	RPI 101-150	RPI 150+	
23- 7	0- 6	4- 1		OVERALL		4- 0	6- 0	9- 0		
15- 1	0- 1	1- 0		HOME		4- 0	4- 0	6- 0		
7- 4	0- 4	3- 0		AWAY		0- 0	2- 0	2- 0		
1- 2	0- 1	0- 1		NEUTRAL		0- 0	0- 0	1- 0		
10- 3	0- 3	0- 0		NON-CONFERENCE		3- 0	1- 0	6- 0		
8- 0	0- 0	0- 0		HOME		3- 0	1- 0	4- 0		
1- 2	0- 2	0- 0		AWAY		0- 0	0- 0	1- 0		
1- 1	0- 1	0- 0		NEUTRAL		0- 0	0- 0	1- 0		
13- 4	0- 3	4- 1		CONFERENCE		1- 0	5- 0	3- 0		
7- 1	0- 1	1- 0		HOME		1- 0	3- 0	2- 0		
6- 2	0- 2	3- 0		AWAY		0- 0	2- 0	1- 0		
0- 1	0- 0	0- 1		NEUTRAL		0- 0	0- 0	0- 0		

RPI S	Opponent	Score	RPI S	Opponent	Score	RPI S	Opponent	Score	RPI S	Opponent	Score
1	H Notre Dame	66 73	27	A Miami (FL)	69 58	52	H Rutgers	65 43	109	H Virginia	70 48
4	N UConn	49 73	27	H Miami (FL)	70 67	64	H Temple	75 47	112	H Mercer	79 36
11	A Arizona St.	56 68	27	N Miami (FL)	56 74	72	H Georgia Tech	75 69	117	H Boston College	75 42
13	A Syracuse	73 83	49	A North Carolina St.	56 52	74	H Tulane	78 72	120	H Virginia Tech	68 50
14	A Louisville	69 79	50	A Duke	69 53				124	A Pittsburgh	66 55
24	A Florida	72 82							138	A Wake Forest	96 55
									152	H Jacksonville	77 60
									153	H North Carolina	94 63
									165	H UAB	84 44
									236	N Sam Houston St.	94 37
									258	A Clemson	85 40
									258	H Clemson	75 56
									263	H Murray St.	101 59
									325	H North Florida	80 28
									327	A LIU Brooklyn	78 42
LAST 12 Division I GAMES:											
27	N Miami (FL)	56 74	50	A Duke	69 53						
27	H Miami (FL)	70 67	258	H Clemson	75 56						
49	A North Carolina St.	56 52	120	H Virginia Tech	68 50						
1	H Notre Dame	66 73	138	A Wake Forest	96 55						
13	A Syracuse	73 83	27	A Miami (FL)	69 58						
153	H North Carolina	94 63	109	H Virginia	70 48						

Non-Div I Games:

Florida St.

■ Loss,
 ■ Non-Conf, S Site,
 ■ Home
 ■ Away
 N Neutral

Average RPI Win:	211	WON-LOST	WINNING	LAST 10	STRENGTH OF	OPP. STRENGTH	TEAM	ADJ.	CONF.	ADJ CONF.
Average RPI Loss:	84	RECORD	PCT. RANK	GAMES	SCHEDULE	OF SCHEDULE	RPI	RPI	RPI	RPI
DIV. I ONLY	14- 17	203	5- 5	85	91	158	158	7	7	
DIV. I NON-CONF.	5- 8	209	0- 0	158	139	223	223	8	8	
TOTALS	RPI 1-25	RPI 26-50	W-L RECORDS	RPI 51-100	RPI 101-150	RPI 150+				
14- 17	0- 3	2- 3	OVERALL	0- 5	1- 3	11- 3				
11- 4	0- 0	2- 0	HOME	0- 3	1- 0	8- 1				
2- 10	0- 0	0- 2	AWAY	0- 1	0- 0	2- 0				
1- 3	0- 2	0- 0	NEUTRAL	0- 0	0- 1	1- 0				
5- 8	0- 1	0- 2	NON-CONFERENCE	0- 2	0- 2	5- 1				
4- 3	0- 0	0- 0	HOME	0- 2	0- 0	4- 1				
1- 3	0- 0	0- 2	AWAY	0- 0	0- 1	1- 0				
0- 2	0- 1	0- 0	NEUTRAL	0- 0	0- 1	0- 0				
9- 9	0- 2	2- 1	CONFERENCE	0- 3	1- 1	6- 2				
7- 1	0- 0	2- 0	HOME	0- 1	1- 0	4- 0				
1- 7	0- 1	0- 1	AWAY	0- 2	0- 1	1- 2				
1- 1	0- 1	0- 0	NEUTRAL	0- 0	0- 0	1- 0				

RPI 1-25				RPI 26-50				RPI 51-100				RPI 101+ Team's RPI: 158			
RPI	S	Opponent	Score	RPI	S	Opponent	Score	RPI	S	Opponent	Score	RPI	S	Opponent	Score
13	N	Syracuse	54 76	32	A	Princeton	44 55	53	H	Saint Louis	49 51	113	A	Saint Joseph's	51 61
18	A	Duquesne	40 55	33	H	George Washington	76 69	64	H	Temple	44 57	113	H	Saint Joseph's	47 40
18	N	Duquesne	65 70	34	A	St. Bonaventure	41 55	71	A	VCU	51 61	130	A	Penn St.	59 75
				34	H	St. Bonaventure	77 68	73	H	Vanderbilt	40 53	135	N	Texas Tech	48 62
				37	A	Seton Hall	54 66	83	A	Dayton	55 77	163	H	Delaware	48 55
												169	H	George Mason	66 54
												187	A	Davidson	51 69
												187	H	Davidson	51 40
												196	A	Richmond	48 52
												211	H	Rhode Island	50 42
												221	A	Massachusetts	60 55
												221	N	Massachusetts	73 62
												245	A	Manhattan	60 49
												275	H	Central Conn. St.	63 48
												281	H	La Salle	54 44
												313	H	A&M-Corpus Christi	67 49
												322	H	Delaware St.	74 58
												328	H	Lafayette	61 49
LAST 12 Division I GAMES:															
18	N	Duquesne	65 70	281	H	La Salle	54 44								
221	N	Massachusetts	73 62	113	A	Saint Joseph's	51 61								
83	A	Dayton	55 77	221	A	Massachusetts	60 55								
34	H	St. Bonaventure	77 68	33	H	George Washington	76 69								
53	H	Saint Louis	49 51	211	H	Rhode Island	50 42								
196	A	Richmond	48 52	71	A	VCU	51 61								

Non-Div I Games:

Fordham

■ Loss,
 ■ Non-Conf,
 ■ S Site,
 ■ H Home
 ■ A Away
 N Neutral

Average RPI Win: 235	WON-LOST	WINNING	LAST 10	STRENGTH OF	OPP. STRENGTH	TEAM	ADJ.	CONF.	ADJ CONF.
Average RPI Loss: 102	RECORD	PCT. RANK	GAMES	SCHEDULE	OF SCHEDULE	RPI	RPI	RPI	RPI
DIV. I ONLY	17- 10	94	7- 3	166	174	118	118	20	20
DIV. I NON-CONF.	2- 7	280	0- 0	16	57	177	177	20	20
TOTALS	RPI 1-25	RPI 26-50	W-L RECORDS	RPI 51-100	RPI 101-150	RPI 150+			
17- 10	0- 0	0- 4	OVERALL	0- 3	1- 0	16- 3			
9- 4	0- 0	0- 2	HOME	0- 1	1- 0	8- 1			
7- 6	0- 0	0- 2	AWAY	0- 2	0- 0	7- 2			
1- 0	0- 0	0- 0	NEUTRAL	0- 0	0- 0	1- 0			
2- 7	0- 0	0- 3	NON-CONFERENCE	0- 3	0- 0	2- 1			
1- 3	0- 0	0- 2	HOME	0- 1	0- 0	1- 0			
0- 4	0- 0	0- 1	AWAY	0- 2	0- 0	0- 1			
1- 0	0- 0	0- 0	NEUTRAL	0- 0	0- 0	1- 0			
15- 3	0- 0	0- 1	CONFERENCE	0- 0	1- 0	14- 2			
8- 1	0- 0	0- 0	HOME	0- 0	1- 0	7- 1			
7- 2	0- 0	0- 1	AWAY	0- 0	0- 0	7- 1			
0- 0	0- 0	0- 0	NEUTRAL	0- 0	0- 0	0- 0			

RPI S	Opponent	Score	RPI S	Opponent	Score	RPI S	Opponent	Score	RPI S	Opponent	Score	Team's RPI: 118
31	H Washington	79 89	59	A UC Riverside	68 86	150	H Boise St.	62 57				
33	H George Washington	53 61	81	H San Diego	68 72	160	N Northeastern	69 55				
46	A Colorado St.	55 68	87	A Utah	63 78	176	A New Mexico	69 65				
48	A St. Mary's (CA)	81 83				176	H New Mexico	51 43				
						189	A Cal Poly	60 64				
						193	A San Jose St.	59 54				
						193	H San Jose St.	64 66				
						204	A UNLV	57 52				
						204	H UNLV	58 54				
						212	H CSU Bakersfield	57 52				
						225	A Utah St.	67 61				
						225	H Utah St.	66 62				
						243	A Wyoming	49 42				
						243	H Wyoming	64 52				
						255	A San Diego St.	54 65				
						255	H San Diego St.	54 49				
						321	A Nevada	67 59				
						321	H Nevada	65 56				
						341	A Air Force	63 48				
						341	H Air Force	70 46				
LAST 12 Division I GAMES:												
225	H Utah St.	66 62	321	H Nevada	65 56							
46	A Colorado St.	55 68	255	A San Diego St.	54 65							
176	H New Mexico	51 43	204	A UNLV	57 52							
341	A Air Force	63 48	193	H San Jose St.	64 66							
225	A Utah St.	67 61	243	A Wyoming	49 42							
243	H Wyoming	64 52	341	H Air Force	70 46							

Non-Div I Games: Fresno Pacific 78 33 Stanislaus St. 72 49

Fresno St.

Average RPI Win: 266	WON-LOST	WINNING	LAST 10	STRENGTH OF	OPP. STRENGTH	TEAM	ADJ.	CONF.	ADJ CONF.
Average RPI Loss: 128	RECORD	PCT. RANK	GAMES	SCHEDULE	OF SCHEDULE	RPI	RPI	RPI	RPI
DIV. I ONLY	13- 16	204	4- 6	230	208	215	215	17	17
DIV. I NON-CONF.	5- 8	209	0- 0	258	244	240	240	15	15
TOTALS	RPI 1-25	RPI 26-50	W-L RECORDS	RPI 51-100	RPI 101-150	RPI 150+			
13- 16	0- 0	0- 3	OVERALL	0- 2	0- 7	13- 4			
7- 5	0- 0	0- 1	HOME	0- 1	0- 2	7- 1			
5- 10	0- 0	0- 0	AWAY	0- 1	0- 1	5- 0			
1- 1	0- 0	0- 0	NEUTRAL	0- 0	0- 1	1- 0			
5- 8	0- 0	0- 1	NON-CONFERENCE	0- 2	0- 2	5- 3			
3- 2	0- 0	0- 0	HOME	0- 1	0- 0	3- 1			
2- 6	0- 0	0- 1	AWAY	0- 1	0- 2	2- 2			
0- 0	0- 0	0- 0	NEUTRAL	0- 0	0- 0	0- 0			
8- 8	0- 0	0- 2	CONFERENCE	0- 0	0- 5	8- 1			
4- 3	0- 0	0- 1	HOME	0- 0	0- 2	4- 0			
3- 4	0- 0	0- 1	AWAY	0- 0	0- 2	3- 1			
1- 1	0- 0	0- 0	NEUTRAL	0- 0	0- 1	1- 0			

F
u
r
m
a
nF
u
r
m
a
n

RPI 1-25				RPI 26-50				RPI 51-100				RPI 101+				Team's RPI: 215	
RPI	S	Opponent	Score	RPI	S	Opponent	Score	RPI	S	Opponent	Score	RPI	S	Opponent	Score		
				39	A	Georgia	39 77	71	A	VCU	45 67	111	A	Samford	63 77		
				41	A	Chattanooga	46 61	88	H	Elon	55 65	111	H	Samford	45 58		
				41	H	Chattanooga	50 56					112	A	Mercer	62 64		
												112	H	Mercer	50 61		
												112	N	Mercer	50 64		
												120	A	Virginia Tech	30 59		
												132	A	UNC Asheville	71 84		
												166	A	ETSU	64 68		
												166	H	ETSU	81 77		
												166	N	ETSU	71 68		
												187	H	Davidson	51 69		
												196	A	Richmond	69 62		
												210	A	USC Upstate	75 63		
												258	H	Clemson	70 49		
												262	A	Appalachian St.	78 92		
												300	A	Western Caro.	83 76		
												300	H	Western Caro.	71 56		
												305	A	Wofford	70 61		
												305	H	Wofford	70 64		
												307	A	UNCG	75 59		
												307	H	UNCG	85 71		
												312	H	South Carolina St.	59 46		
												326	H	Winthrop	71 52		
												348	A	N.C. Central	61 66		
LAST 12 Division I GAMES:																	
				112	N	Mercer	50 64	305	H	Wofford	70 64						
				166	N	ETSU	71 68	166	A	ETSU	64 68						
				112	A	Mercer	62 64	41	A	Chattanooga	46 61						
				111	A	Samford	63 77	112	H	Mercer	50 61						
				300	H	Western Caro.	71 56	111	H	Samford	45 58						
				307	H	UNCG	85 71	307	A	UNCG	75 59						

Non-Div I Games: Converse 89 52 North Greenville 69 39

Furman

Loss, Non-Conf, S Site, H Home A Away N Neutral

Ga. Southern

Through Games Of March 5, 2016

Average RPI Win:	263	WON-LOST	WINNING	LAST 10	STRENGTH OF	OPP. STRENGTH	TEAM	ADJ.	CONF.	ADJ CONF.
Average RPI Loss:	171	RECORD	PCT. RANK	GAMES	SCHEDULE	OF SCHEDULE	RPI	RPI	RPI	RPI
DIV. I ONLY	7- 22	297	1- 9	194	253	290	290	15	15	
DIV. I NON-CONF.	3- 6	234	0- 0	210	348	266	266	14	14	
TOTALS	RPI 1-25	RPI 26-50	W-L RECORDS	RPI 51-100	RPI 101-150	RPI 150+				
7- 22	0- 0	0- 3	OVERALL	0- 0	0- 9	7- 10				
4- 10	0- 0	0- 1	HOME	0- 0	0- 4	4- 5				
3- 11	0- 0	0- 2	AWAY	0- 0	0- 5	3- 4				
0- 1	0- 0	0- 0	NEUTRAL	0- 0	0- 0	0- 1				
3- 6	0- 0	0- 1	NON-CONFERENCE	0- 0	0- 1	3- 4				
2- 2	0- 0	0- 0	HOME	0- 0	0- 0	2- 2				
1- 3	0- 0	0- 1	AWAY	0- 0	0- 1	1- 1				
0- 1	0- 0	0- 0	NEUTRAL	0- 0	0- 0	0- 1				
4- 16	0- 0	0- 2	CONFERENCE	0- 0	0- 8	4- 6				
2- 8	0- 0	0- 1	HOME	0- 0	0- 4	2- 3				
2- 8	0- 0	0- 1	AWAY	0- 0	0- 4	2- 3				
0- 0	0- 0	0- 0	NEUTRAL	0- 0	0- 0	0- 0				

RPI 1-25			RPI 26-50			RPI 51-100			RPI 101+			Team's RPI: 290
RPI	S	Opponent	Score	RPI	S	Opponent	Score	RPI	S	Opponent	Score	
				39	A	Georgia	28 75					
				40	A	Arkansas St.	54 77			103	A	Little Rock 36 69
				40	H	Arkansas St.	52 79			103	H	Little Rock 45 50
										112	A	Mercer 50 62
										134	A	La.-Lafayette 49 56
										134	H	La.-Lafayette 39 56
										141	A	Troy 68 84
										141	H	Troy 66 81
										147	A	UT Arlington 31 70
										147	H	UT Arlington 41 53
										185	A	South Ala. 45 48
										185	H	South Ala. 57 43
										194	A	Stetson 57 79
										209	H	Robert Morris 49 64
										241	A	Texas St. 56 61
										241	H	Texas St. 78 64
										242	N	Bethune-Cookman 49 65
										262	A	Appalachian St. 65 50
										262	H	Appalachian St. 62 68
										272	A	La.-Monroe 49 59
										272	H	La.-Monroe 49 50
										273	A	Georgia St. 61 50
										273	H	Georgia St. 60 61
										292	A	Savannah St. 64 48
										294	H	Charleston So. 64 51
										296	H	Jacksonville St. 60 56
										335	H	Lipscomb 55 66
LAST 12 Division I GAMES:												
				134	A	La.-Lafayette	49 56			185	A	South Ala. 45 48
				272	A	La.-Monroe	49 59			141	A	Troy 68 84
				262	H	Appalachian St.	62 68			241	H	Texas St. 78 64
				273	H	Georgia St.	60 61			147	H	UT Arlington 41 53
				103	H	Little Rock	45 50			40	A	Arkansas St. 54 77
				40	H	Arkansas St.	52 79			103	A	Little Rock 36 69

Non-Div I Games:

Ga. Southern

■ Loss,
 ■ Non-Conf,
 ■ S Site,
 ■ Home
 ■ Away
 N Neutral

Average RPI Win:	240	WON-LOST	WINNING	LAST 10	STRENGTH OF	OPP. STRENGTH	TEAM	ADJ.	CONF.	ADJ CONF.
Average RPI Loss:	213	RECORD	PCT. RANK	GAMES	SCHEDULE	OF SCHEDULE	RPI	RPI	RPI	RPI
DIV. I ONLY	17- 11	110	6- 4	319	273	206	206	26	26	
DIV. I NON-CONF.	4- 4	160	0- 0	334	114	280	280	29	29	
TOTALS	RPI 1-25	RPI 26-50	W-L RECORDS	RPI 51-100	RPI 101-150	RPI 150+				
17- 11	0- 0	0- 0	OVERALL	0- 0	3- 3	14- 8				
12- 2	0- 0	0- 0	HOME	0- 0	2- 0	10- 2				
5- 6	0- 0	0- 0	AWAY	0- 0	1- 1	4- 5				
0- 3	0- 0	0- 0	NEUTRAL	0- 0	0- 2	0- 1				
4- 4	0- 0	0- 0	NON-CONFERENCE	0- 0	0- 2	4- 2				
3- 1	0- 0	0- 0	HOME	0- 0	0- 0	3- 1				
1- 0	0- 0	0- 0	AWAY	0- 0	0- 0	1- 0				
0- 3	0- 0	0- 0	NEUTRAL	0- 0	0- 2	0- 1				
13- 7	0- 0	0- 0	CONFERENCE	0- 0	3- 1	10- 6				
9- 1	0- 0	0- 0	HOME	0- 0	2- 0	7- 1				
4- 6	0- 0	0- 0	AWAY	0- 0	1- 1	3- 5				
0- 0	0- 0	0- 0	NEUTRAL	0- 0	0- 0	0- 0				

RPI 1-25			RPI 26-50			RPI 51-100			RPI 101+ Team's RPI: 206		
RPI	S	Opponent	Score	RPI	S	Opponent	Score	RPI	S	Opponent	Score
								123	N	Arizona	60 79
								127	A	Liberty	51 73
								127	H	Liberty	61 57
								132	A	UNC Asheville	58 56
								132	H	UNC Asheville	57 51
								140	N	Western Mich.	44 71
								153	A	North Carolina	66 65
								172	H	Pacific	77 84
								173	A	Radford	51 54
								173	H	Radford	54 50
								192	N	SMU	61 69
								208	A	Presbyterian	53 60
								208	H	Presbyterian	51 40
								252	A	High Point	79 72
								252	H	High Point	82 70
								268	A	Campbell	70 35
								268	H	Campbell	68 56
								283	A	Coastal Caro.	61 51
								283	H	Coastal Caro.	56 59
								286	H	Kennesaw St.	70 56
								294	A	Charleston So.	63 66
								294	H	Charleston So.	63 55
								305	H	Wofford	64 61
								307	H	UNCG	59 57
								309	A	Longwood	59 62
								309	H	Longwood	67 42
LAST 12 Division I GAMES:											
309	A	Longwood	59 62	173	A	Radford	51 54				
283	A	Coastal Caro.	61 51	326	H	Winthrop	70 52				
132	H	UNC Asheville	57 51	268	H	Campbell	68 56				
294	A	Charleston So.	63 66	208	A	Presbyterian	53 60				
208	H	Presbyterian	51 40	127	A	Liberty	51 73				
252	A	High Point	79 72	173	H	Radford	54 50				

Non-Div I Games: Montreat 84 49 Bluefield Col. 64 51

Gardner-Webb

Loss, Non-Conf, S Site, H Home A Away N Neutral

RPI	S	Opponent	Score	
326	A	Winthrop	62	81
326	H	Winthrop	70	52

G
a
r
d
n
e
r
-
W
e
b
b

G
a
r
d
n
e
r
-
W
e
b
b

Gardner-Webb

George Mason

Through Games Of March 5, 2016

Average RPI Win:	190	WON-LOST	WINNING	LAST 10	STRENGTH OF	OPP. STRENGTH	TEAM	ADJ.	CONF.	ADJ CONF.
Average RPI Loss:	94	RECORD	PCT. RANK	GAMES	SCHEDULE	OF SCHEDULE	RPI	RPI	RPI	RPI
DIV. I ONLY	12- 19	239	4- 6	86	84	169	169	7	7	
DIV. I NON-CONF.	5- 8	209	0- 0	254	96	239	239	8	8	
TOTALS	RPI 1-25	RPI 26-50	W-L RECORDS	RPI 51-100	RPI 101-150	RPI 150+				
12- 19	0- 1	0- 5	OVERALL	3- 6	1- 2	8- 5				
7- 5	0- 1	0- 1	HOME	1- 2	1- 0	5- 1				
2- 12	0- 0	0- 2	AWAY	1- 4	0- 2	1- 4				
3- 2	0- 0	0- 2	NEUTRAL	1- 0	0- 0	2- 0				
5- 8	0- 0	0- 1	NON-CONFERENCE	0- 3	0- 2	5- 2				
3- 1	0- 0	0- 0	HOME	0- 1	0- 0	3- 0				
0- 6	0- 0	0- 0	AWAY	0- 2	0- 2	0- 2				
2- 1	0- 0	0- 1	NEUTRAL	0- 0	0- 0	2- 0				
7- 11	0- 1	0- 4	CONFERENCE	3- 3	1- 0	3- 3				
4- 4	0- 1	0- 1	HOME	1- 1	1- 0	2- 1				
2- 6	0- 0	0- 2	AWAY	1- 2	0- 0	1- 2				
1- 1	0- 0	0- 1	NEUTRAL	1- 0	0- 0	0- 0				

RPI S	Opponent	Score	RPI S	Opponent	Score	RPI S	Opponent	Score	RPI S	Opponent	Score	Team's RPI: 169
18	H Duquesne	56 72	33	A George Washington	68 82	53	A Saint Louis	73 63	113	H Saint Joseph's	55 41	
			33	H George Washington	66 73	53	H Saint Louis	50 61	120	A Virginia Tech	63 80	
			33	N George Washington	48 78	56	A Auburn	59 88	123	A Arizona	60 68	
			34	A St. Bonaventure	55 70	71	A VCU	34 65	158	A Fordham	54 66	
			38	N Western Ky.	58 84	71	H VCU	70 54	163	H Delaware	90 83	
						83	A Dayton	58 81	173	A Radford	63 66	
						83	N Dayton	66 62	187	A Davidson	63 68	
						87	A Utah	62 74	188	N Tulsa	64 63	
						91	H Georgetown	57 63	196	H Richmond	50 57	
									204	A UNLV	59 67	
									211	A Rhode Island	68 65	
									221	H Massachusetts	64 59	
									266	N Pepperdine	71 63	
									281	H La Salle	79 70	
									293	H Towson	88 76	
									341	H Air Force	69 52	
LAST 12 Division I GAMES:												
			33	N George Washington	48 78	83	A Dayton	58 81				
			83	N Dayton	66 62	113	H Saint Joseph's	55 41				
			33	H George Washington	66 73	187	A Davidson	63 68				
			71	A VCU	34 65	221	H Massachusetts	64 59				
			196	H Richmond	50 57	53	H Saint Louis	50 61				
			211	A Rhode Island	68 65	33	A George Washington	68 82				

Non-Div I Games:

George Mason

■ Loss,
■ Non-Conf,
■ S Site,
■ H Home
■ A Away
N Neutral

Average RPI Win:	152	WON-LOST	WINNING	LAST 10	STRENGTH OF	OPP. STRENGTH	TEAM	ADJ.	CONF.	ADJ CONF.
Average RPI Loss:	74	RECORD	PCT. RANK	GAMES	SCHEDULE	OF SCHEDULE	RPI	RPI	RPI	RPI
DIV. I ONLY	25- 6	27	7- 3	80	81	33	33	7	7	
DIV. I NON-CONF.	10- 3	61	0- 0	77	79	46	46	8	8	
TOTALS	RPI 1-25	RPI 26-50	W-L RECORDS	RPI 51-100	RPI 101-150	RPI 150+				
25- 6	1- 1	1- 1	OVERALL	5- 2	4- 1	14- 1				
12- 2	0- 0	1- 0	HOME	2- 2	1- 0	8- 0				
9- 3	1- 1	0- 1	AWAY	1- 0	3- 0	4- 1				
4- 1	0- 0	0- 0	NEUTRAL	2- 0	0- 1	2- 0				
10- 3	0- 1	1- 0	NON-CONFERENCE	1- 1	3- 1	5- 0				
5- 1	0- 0	1- 0	HOME	0- 1	1- 0	3- 0				
3- 1	0- 1	0- 0	AWAY	0- 0	2- 0	1- 0				
2- 1	0- 0	0- 0	NEUTRAL	1- 0	0- 1	1- 0				
15- 3	1- 0	0- 1	CONFERENCE	4- 1	1- 0	9- 1				
7- 1	0- 0	0- 0	HOME	2- 1	0- 0	5- 0				
6- 2	1- 0	0- 1	AWAY	1- 0	1- 0	3- 1				
2- 0	0- 0	0- 0	NEUTRAL	1- 0	0- 0	1- 0				

RPI 1-25				RPI 26-50				Team's RPI: 33				RPI 51-100				RPI 101+			
RPI	S	Opponent	Score	RPI	S	Opponent	Score	RPI	S	Opponent	Score	RPI	S	Opponent	Score	RPI	S	Opponent	Score
9	A	Stanford	63 84	34	A	St. Bonaventure	67 69	53	H	Saint Louis	89 80	106	N	Wright St.	71 77				
18	A	Duquesne	70 52	44	H	Villanova	78 70	58	N	Iowa	81 77	108	A	Memphis	68 62				
								68	H	FGCU	60 64	113	A	Saint Joseph's	70 45				
								71	H	VCU	68 79	116	H	Iona	70 65				
								71	N	VCU	72 58	118	A	Fresno St.	61 53				
								83	A	Dayton	62 61	158	A	Fordham	69 76				
								83	H	Dayton	72 62	169	A	George Mason	73 66				
												169	H	George Mason	82 68				
												169	N	George Mason	78 48				
												179	A	Illinois	70 57				
												186	H	Grambling	85 58				
												187	A	Davidson	79 60				
												196	A	Richmond	62 47				
												196	H	Richmond	55 53				
												211	H	Rhode Island	68 52				
												216	H	Hartford	82 51				
												221	H	Massachusetts	67 50				
												276	H	American	78 48				
												281	H	La Salle	83 59				
												285	N	Houston	82 78				
LAST 12 Division I GAMES:																			
				71	N	VCU	72 58	83	H	Dayton	72 62								
				169	N	George Mason	78 48	196	A	Richmond	62 47								
				169	A	George Mason	73 66	158	A	Fordham	69 76								
				196	H	Richmond	55 53	53	H	Saint Louis	89 80								
				71	H	VCU	68 79	187	A	Davidson	79 60								
				34	A	St. Bonaventure	67 69	169	H	George Mason	82 68								

Non-Div I Games:

George Washington

■ Loss,
 ■ Non-Conf,
 S Site,
 ■ Home
 ■ Away
 N Neutral

Georgetown

Through Games Of March 5, 2016

Average RPI Win:	171	WON-LOST	WINNING	LAST 10	STRENGTH OF	OPP. STRENGTH	TEAM	ADJ.	CONF.	ADJ CONF.
Average RPI Loss:	81	RECORD	PCT. RANK	GAMES	SCHEDULE	OF SCHEDULE	RPI	RPI	RPI	RPI
DIV. I ONLY	16- 12	132	7- 3	92	82	91	91	6	6	
DIV. I NON-CONF.	7- 3	91	0- 0	171	222	79	79	6	6	
TOTALS	RPI 1-25	RPI 26-50	W-L RECORDS	RPI 51-100	RPI 101-150	RPI 150+				
16- 12	0- 2	2- 3	OVERALL	2- 3	3- 1	9- 3				
8- 4	0- 1	0- 2	HOME	1- 1	2- 0	5- 0				
6- 8	0- 1	2- 1	AWAY	0- 2	1- 1	3- 3				
2- 0	0- 0	0- 0	NEUTRAL	1- 0	0- 0	1- 0				
7- 3	0- 0	0- 1	NON-CONFERENCE	1- 0	1- 1	5- 1				
3- 0	0- 0	0- 0	HOME	0- 0	1- 0	2- 0				
2- 3	0- 0	0- 1	AWAY	0- 0	0- 1	2- 1				
2- 0	0- 0	0- 0	NEUTRAL	1- 0	0- 0	1- 0				
9- 9	0- 2	2- 2	CONFERENCE	1- 3	2- 0	4- 2				
5- 4	0- 1	0- 2	HOME	1- 1	1- 0	3- 0				
4- 5	0- 1	2- 0	AWAY	0- 2	1- 0	1- 2				
0- 0	0- 0	0- 0	NEUTRAL	0- 0	0- 0	0- 0				

RPI 1-25				RPI 26-50				RPI 51-100				Team's RPI: 91	RPI 101+			
RPI	S	Opponent	Score	RPI	S	Opponent	Score	RPI	S	Opponent	Score		RPI	S	Opponent	Score
19	A	DePaul	53 75	34	A	St. Bonaventure	54 69	54	A	St. John's (NY)	55 63		108	A	Memphis	53 57
19	H	DePaul	66 80	37	A	Seton Hall	73 65	54	H	St. John's (NY)	60 65		120	H	Virginia Tech	73 56
				37	H	Seton Hall	75 83	82	N	Quinnipiac	80 68		128	A	Creighton	57 44
				44	A	Villanova	57 51	92	A	Marquette	72 87		128	H	Creighton	69 57
				44	H	Villanova	60 63	92	H	Marquette	75 72		161	A	Alabama	66 78
LAST 12 Division I GAMES:																
				167	H	Xavier	63 51	92	H	Marquette	75 72		163	H	Delaware	61 50
				181	H	Butler	49 35	128	A	Creighton	57 44		167	A	Xavier	54 59
				44	H	Villanova	60 63	264	A	Providence	82 51		167	H	Xavier	63 51
				54	A	St. John's (NY)	55 63	44	A	Villanova	57 51		169	A	George Mason	63 57
				37	A	Seton Hall	73 65	37	H	Seton Hall	75 83		181	A	Butler	76 82
				19	H	DePaul	66 80	54	H	St. John's (NY)	60 65		181	H	Butler	49 35
													264	A	Providence	82 51
													264	H	Providence	63 53
													274	A	UMES	71 60
													293	H	Towson	82 46
													337	N	St. Francis Brooklyn	74 52

Non-Div I Games:

Georgetown

■ Loss,
 ■ Non-Conf,
 ■ S Site,
 ■ H Home
 ■ A Away
 N Neutral

Average RPI Win: 134	WON-LOST	WINNING	LAST 10	STRENGTH OF	OPP. STRENGTH	TEAM	ADJ.	CONF.	ADJ CONF.
Average RPI Loss: 53	RECORD	PCT. RANK	GAMES	SCHEDULE	OF SCHEDULE	RPI	RPI	RPI	RPI
DIV. I ONLY	21- 9	64	7- 3	30	44	39	39	2	2
DIV. I NON-CONF.	12- 1	9	1- 0	97	186	14	14	2	2
TOTALS	RPI 1-25	RPI 26-50	W-L RECORDS	RPI 51-100	RPI 101-150	RPI 150+			
21- 9	4- 5	2- 1	OVERALL	3- 1	4- 1	8- 1			
14- 3	2- 1	1- 1	HOME	2- 0	2- 1	7- 0			
6- 5	1- 4	1- 0	AWAY	1- 0	2- 0	1- 1			
1- 1	1- 0	0- 0	NEUTRAL	0- 1	0- 0	0- 0			
12- 1	1- 1	1- 0	NON-CONFERENCE	1- 0	2- 0	7- 0			
9- 0	0- 0	1- 0	HOME	1- 0	1- 0	6- 0			
2- 1	0- 1	0- 0	AWAY	0- 0	1- 0	1- 0			
1- 0	1- 0	0- 0	NEUTRAL	0- 0	0- 0	0- 0			
9- 8	3- 4	1- 1	CONFERENCE	2- 1	2- 1	1- 1			
5- 3	2- 1	0- 1	HOME	1- 0	1- 1	1- 0			
4- 4	1- 3	1- 0	AWAY	1- 0	1- 0	0- 1			
0- 1	0- 0	0- 0	NEUTRAL	0- 1	0- 0	0- 0			

RPI	S	Opponent	Score	RPI	S	Opponent	Score	Team's RPI: 39	RPI	S	Opponent	Score	RPI	S	Opponent	Score
3	A	South Carolina	51 61	37	H	Seton Hall	70 52		56	H	Auburn	63 30	106	A	Wright St.	63 57
12	H	Kentucky	53 64	43	A	Missouri	65 50		72	H	Georgia Tech	78 66	112	H	Mercer	57 44
16	N	BYU	66 58	43	H	Missouri	48 54		73	A	Vanderbilt	64 58	119	A	LSU	58 47
17	A	Michigan St.	45 66						73	N	Vanderbilt	49 54	119	H	LSU	46 53
20	A	Texas A&M	62 73										139	H	Arkansas	72 57
22	H	Mississippi St.	47 43										161	A	Alabama	50 64
24	A	Florida	71 61										177	H	Ole Miss	70 56
24	H	Florida	74 63										194	H	Stetson	76 55
25	A	Tennessee	60 80										215	H	Furman	77 39
LAST 12 Division I GAMES:																
		73	N	Vanderbilt	49 54				119	A	LSU	58 47				
		298	A	CSUN	83 58				177	H	Ole Miss	70 56				
		25	A	Tennessee	60 80				43	A	Missouri	65 50				
		139	H	Arkansas	72 57				73	A	Vanderbilt	64 58				
		24	H	Florida	74 63				56	H	Auburn	63 30				
		3	A	South Carolina	51 61				119	H	LSU	46 53				

Non-Div I Games:

Georgia

■ Loss,
■ Non-Conf,
■ S Site,
■ H Home
■ A Away
N Neutral

Average RPI Win:	259	WON-LOST	WINNING	LAST 10	STRENGTH OF	OPP. STRENGTH	TEAM	ADJ.	CONF.	ADJ CONF.
Average RPI Loss:	171	RECORD	PCT. RANK	GAMES	SCHEDULE	OF SCHEDULE	RPI	RPI	RPI	RPI
DIV. I ONLY	10- 19	260	2- 8	264	241	273	273	15	15	
DIV. I NON-CONF.	5- 4	138	0- 0	305	346	230	230	14	14	
TOTALS	RPI 1-25	RPI 26-50	W-L RECORDS	RPI 51-100	RPI 101-150	RPI 150+				
10- 19	0- 0	0- 2	OVERALL	0- 1	1- 7	9- 9				
4- 10	0- 0	0- 1	HOME	0- 1	0- 4	4- 4				
5- 9	0- 0	0- 1	AWAY	0- 0	1- 3	4- 5				
1- 0	0- 0	0- 0	NEUTRAL	0- 0	0- 0	1- 0				
5- 4	0- 0	0- 0	NON-CONFERENCE	0- 1	0- 0	5- 3				
2- 2	0- 0	0- 0	HOME	0- 1	0- 0	2- 1				
2- 2	0- 0	0- 0	AWAY	0- 0	0- 0	2- 2				
1- 0	0- 0	0- 0	NEUTRAL	0- 0	0- 0	1- 0				
5- 15	0- 0	0- 2	CONFERENCE	0- 0	1- 7	4- 6				
2- 8	0- 0	0- 1	HOME	0- 0	0- 4	2- 3				
3- 7	0- 0	0- 1	AWAY	0- 0	1- 3	2- 3				
0- 0	0- 0	0- 0	NEUTRAL	0- 0	0- 0	0- 0				

RPI S	Opponent	Score	RPI S	Opponent	Score	RPI S	Opponent	Score	RPI S	Opponent	Score	Team's RPI: 273
40	A Arkansas St.	54 75	40	H Arkansas St.	64 85	77	H Charlotte	71 83	103	A Little Rock	32 59	
									103	H Little Rock	39 54	
									134	A La.-Lafayette	60 65	
									134	H La.-Lafayette	57 77	
									141	A Troy	78 89	
									141	H Troy	90 97	
									147	A UT Arlington	68 63	
									147	H UT Arlington	45 74	
									161	A Alabama	56 72	
									185	A South Ala.	45 83	
									185	H South Ala.	52 60	
									194	A Stetson	80 72	
									241	A Texas St.	71 80	
									241	H Texas St.	73 62	
									242	N Bethune-Cookman	68 61	
									262	A Appalachian St.	80 75	
									262	H Appalachian St.	69 72	
									272	A La.-Monroe	68 82	
									272	H La.-Monroe	65 52	
									280	A Tennessee Tech	65 72	
									286	A Kennesaw St.	66 62	
									290	A Ga. Southern	61 60	
									290	H Ga. Southern	50 61	
									306	H Morehead St.	90 99	
									325	H North Florida	76 63	
									332	H Howard	65 58	
LAST 12 Division I GAMES:												
272	A La.-Monroe	68 82	141	A Troy	78 89							
134	A La.-Lafayette	60 65	185	A South Ala.	45 83							
262	H Appalachian St.	69 72	147	H UT Arlington	45 74							
290	A Ga. Southern	61 60	241	H Texas St.	73 62							
40	H Arkansas St.	64 85	103	A Little Rock	32 59							
103	H Little Rock	39 54	40	A Arkansas St.	54 75							

Non-Div I Games:

Georgia St.

■ Loss,
 ■ Non-Conf,
 ■ S Site,
 ■ H Home
 ■ A Away
 N Neutral

Average RPI Win:	188	WON-LOST	WINNING	LAST 10	STRENGTH OF	OPP. STRENGTH	TEAM	ADJ.	CONF.	ADJ CONF.
Average RPI Loss:	35	RECORD	PCT. RANK	GAMES	SCHEDULE	OF SCHEDULE	RPI	RPI	RPI	RPI
DIV. I ONLY	19- 12	108	7- 3	52	73	72	72	4	4	
DIV. I NON-CONF.	10- 3	61	0- 0	125	308	73	73	5	5	
TOTALS	RPI 1-25	RPI 26-50	W-L RECORDS	RPI 51-100	RPI 101-150	RPI 150+				
19- 12	0- 6	1- 4	OVERALL	0- 1	7- 1	11- 0				
12- 4	0- 2	0- 1	HOME	0- 0	3- 1	9- 0				
5- 6	0- 3	1- 3	AWAY	0- 0	3- 0	1- 0				
2- 2	0- 1	0- 0	NEUTRAL	0- 1	1- 0	1- 0				
10- 3	0- 0	0- 2	NON-CONFERENCE	0- 1	2- 0	8- 0				
8- 0	0- 0	0- 0	HOME	0- 0	1- 0	7- 0				
1- 2	0- 0	0- 2	AWAY	0- 0	1- 0	0- 0				
1- 1	0- 0	0- 0	NEUTRAL	0- 1	0- 0	1- 0				
9- 9	0- 6	1- 2	CONFERENCE	0- 0	5- 1	3- 0				
4- 4	0- 2	0- 1	HOME	0- 0	2- 1	2- 0				
4- 4	0- 3	1- 1	AWAY	0- 0	2- 0	1- 0				
1- 1	0- 1	0- 0	NEUTRAL	0- 0	1- 0	0- 0				

RPI 1-25				RPI 26-50				RPI 51-100 Team's RPI: 72				RPI 101+			
RPI	S	Opponent	Score	RPI	S	Opponent	Score	RPI	S	Opponent	Score	RPI	S	Opponent	Score
1	A	Notre Dame	76 85	27	H	Miami (FL)	55 58	98	N	UNI	58 61	109	H	Virginia	67 78
1	H	Notre Dame	42 54	39	A	Georgia	66 78					111	H	Samford	66 55
13	A	Syracuse	52 71	45	A	Indiana	60 69					115	A	IUPUI	60 50
14	H	Louisville	65 78	49	A	North Carolina St.	57 65					117	H	Boston College	62 56
14	N	Louisville	50 60	50	A	Duke	64 59					120	A	Virginia Tech	51 34
15	A	Florida St.	69 75									124	A	Pittsburgh	66 60
												138	H	Wake Forest	66 51
												138	N	Wake Forest	67 65
												153	H	North Carolina	80 73
												161	H	Alabama	70 58
												174	H	Loyola Chicago	84 77
												210	H	USC Upstate	87 46
												251	H	Alabama St.	80 54
												252	N	High Point	81 61
												258	A	Clemson	76 63
												258	H	Clemson	77 48
												279	H	Prairie View	96 48
												317	H	Southeastern La.	102 49
												337	H	St. Francis Brooklyn	89 51
LAST 12 Division I GAMES:															
14	N	Louisville	50 60	27	H	Miami (FL)	55 58								
138	N	Wake Forest	67 65	13	A	Syracuse	52 71								
138	H	Wake Forest	66 51	120	A	Virginia Tech	51 34								
124	A	Pittsburgh	66 60	117	H	Boston College	62 56								
50	A	Duke	64 59	1	H	Notre Dame	42 54								
258	H	Clemson	77 48	258	A	Clemson	76 63								

Non-Div I Games:

Georgia Tech

■ Loss,
 ■ Non-Conf,
 ■ S Site,
 ■ H Home
 ■ A Away
 N Neutral

Gonzaga

Through Games Of March 5, 2016

Average RPI Win:	193	WON-LOST	WINNING	LAST 10	STRENGTH OF	OPP. STRENGTH	TEAM	ADJ.	CONF.	ADJ CONF.
Average RPI Loss:	75	RECORD	PCT. RANK	GAMES	SCHEDULE	OF SCHEDULE	RPI	RPI	RPI	RPI
DIV. I ONLY	18- 13	127	4- 6	87	94	110	110	8	8	
DIV. I NON-CONF.	8- 4	99	0- 0	160	80	120	120	9	9	
TOTALS	RPI 1-25	RPI 26-50	W-L RECORDS	RPI 51-100	RPI 101-150	RPI 150+				
18- 13	2- 2	0- 2	OVERALL	3- 7	0- 0	13- 2				
13- 4	2- 1	0- 1	HOME	2- 2	0- 0	9- 0				
5- 7	0- 1	0- 1	AWAY	1- 4	0- 0	4- 1				
0- 2	0- 0	0- 0	NEUTRAL	0- 1	0- 0	0- 1				
8- 4	1- 1	0- 0	NON-CONFERENCE	1- 2	0- 0	6- 1				
6- 2	1- 1	0- 0	HOME	0- 1	0- 0	5- 0				
2- 1	0- 0	0- 0	AWAY	1- 1	0- 0	1- 0				
0- 1	0- 0	0- 0	NEUTRAL	0- 0	0- 0	0- 1				
10- 9	1- 1	0- 2	CONFERENCE	2- 5	0- 0	7- 1				
7- 2	1- 0	0- 1	HOME	2- 1	0- 0	4- 0				
3- 6	0- 1	0- 1	AWAY	0- 3	0- 0	3- 1				
0- 1	0- 0	0- 0	NEUTRAL	0- 1	0- 0	0- 0				

RPI 1-25				RPI 26-50				RPI 51-100				RPI 101+ Team's RPI: 110			
RPI	S	Opponent	Score	RPI	S	Opponent	Score	RPI	S	Opponent	Score	RPI	S	Opponent	Score
9	H	Stanford	48 65	48	A	St. Mary's (CA)	47 66	55	H	Southern California	56 60	151	H	Montana St.	65 52
16	A	BYU	54 58	48	H	St. Mary's (CA)	68 69	61	A	Santa Clara	64 71	153	N	North Carolina	62 67
16	H	BYU	73 55					61	H	Santa Clara	53 44	172	A	Pacific	83 84
21	H	West Virginia	62 57					61	N	Santa Clara	58 59	172	H	Pacific	68 61
								81	A	San Diego	54 63	180	H	Eastern Wash.	78 56
								81	H	San Diego	57 58	229	H	Grand Canyon	70 44
								83	A	Dayton	57 47	238	A	Loyola Marymount	66 59
								90	A	San Francisco	52 71	238	H	Loyola Marymount	83 68
								90	H	San Francisco	68 47	243	H	Wyoming	61 57
								94	A	Washington St.	48 55	266	A	Pepperdine	74 57
												266	H	Pepperdine	56 39
												287	A	Portland	71 63
												287	H	Portland	86 51
												299	A	Colgate	80 50
												341	H	Air Force	88 35
LAST 12 Division I GAMES:															
61	N	Santa Clara	58 59	266	H	Pepperdine	56 39								
16	H	BYU	73 55	238	H	Loyola Marymount	83 68								
81	H	San Diego	57 58	90	A	San Francisco	52 71								
172	A	Pacific	83 84	61	A	Santa Clara	64 71								
48	A	St. Mary's (CA)	47 66	172	H	Pacific	68 61								
287	H	Portland	86 51	48	H	St. Mary's (CA)	68 69								

Non-Div I Games:

Gonzaga

■ Loss,
 ■ Non-Conf,
 ■ S Site,
 ■ H Home
 ■ A Away
 N Neutral

Grambling

Through Games Of March 5, 2016

Average RPI Win:	296	WON-LOST	WINNING	LAST 10	STRENGTH OF	OPP. STRENGTH	TEAM	ADJ.	CONF.	ADJ CONF.
Average RPI Loss:	164	RECORD	PCT. RANK	GAMES	SCHEDULE	OF SCHEDULE	RPI	RPI	RPI	RPI
DIV. I ONLY	14- 13	158	8- 2	266	331	186	186	31	31	
DIV. I NON-CONF.	1- 8	320	0- 0	42	74	203	203	31	31	
TOTALS	RPI 1-25	RPI 26-50	W-L RECORDS	RPI 51-100	RPI 101-150	RPI 150+				
14- 13	0- 2	0- 1	OVERALL	0- 0	0- 2	14- 8				
7- 2	0- 0	0- 0	HOME	0- 0	0- 0	7- 2				
7- 11	0- 0	0- 0	AWAY	0- 0	0- 2	7- 2				
0- 0	0- 0	0- 0	NEUTRAL	0- 0	0- 0	0- 0				
1- 8	0- 2	0- 1	NON-CONFERENCE	0- 0	0- 2	1- 3				
0- 0	0- 0	0- 0	HOME	0- 0	0- 0	0- 0				
1- 8	0- 2	0- 1	AWAY	0- 0	0- 2	1- 3				
0- 0	0- 0	0- 0	NEUTRAL	0- 0	0- 0	0- 0				
13- 5	0- 0	0- 0	CONFERENCE	0- 0	0- 0	13- 5				
7- 2	0- 0	0- 0	HOME	0- 0	0- 0	7- 2				
6- 3	0- 0	0- 0	AWAY	0- 0	0- 0	6- 3				
0- 0	0- 0	0- 0	NEUTRAL	0- 0	0- 0	0- 0				

RPI	S	Opponent	Score	RPI	S	Opponent	Score	RPI	S	Opponent	Score	RPI	S	Opponent	Score	Team's RPI: 186
2	A	Baylor	42 96	33	A	George Washington	58 85					114	A	Northwestern St.	62 71	
22	A	Mississippi St.	43 107									135	A	Texas Tech	55 70	
												155	A	Southern U.	68 80	
												155	H	Southern U.	65 52	
												161	A	Alabama	57 72	
												188	A	Tulsa	51 79	
												203	A	William & Mary	55 74	
												235	A	Texas Southern	49 46	
												235	H	Texas Southern	50 62	
												251	A	Alabama St.	60 69	
												251	H	Alabama St.	89 69	
												279	A	Prairie View	51 44	
												279	H	Prairie View	69 66	
												295	A	Alcorn	85 76	
												295	H	Alcorn	66 70	
												304	A	Nicholls St.	69 65	
												308	A	Jackson St.	79 58	
												308	H	Jackson St.	75 61	
												333	A	Ark.-Pine Bluff	68 83	
												333	H	Ark.-Pine Bluff	67 49	
												346	A	Alabama A&M	75 67	
												346	H	Alabama A&M	75 56	
												349	A	Mississippi Val.	65 52	
												349	H	Mississippi Val.	79 55	
LAST 12 Division I GAMES:																
251	A	Alabama St.	60 69	279	A	Prairie View	51 44									
346	A	Alabama A&M	75 67	295	H	Alcorn	66 70									
349	H	Mississippi Val.	79 55	155	H	Southern U.	65 52									
333	H	Ark.-Pine Bluff	67 49	349	A	Mississippi Val.	65 52									
308	H	Jackson St.	75 61	333	A	Ark.-Pine Bluff	68 83									
235	A	Texas Southern	49 46	308	A	Jackson St.	79 58									

Non-Div I Games: Southern-N.O. 73 61 LSU-Alexandria 106 50

Grambling

Loss, Non-Conf, S Site, H Home A Away N Neutral

Grand Canyon

Through Games Of March 5, 2016

Average RPI Win:	268	WON-LOST	WINNING	LAST 10	STRENGTH OF	OPP. STRENGTH	TEAM	ADJ.	CONF.	ADJ CONF.
Average RPI Loss:	147	RECORD	PCT. RANK	GAMES	SCHEDULE	OF SCHEDULE	RPI	RPI	RPI	RPI
DIV. I ONLY	13- 14	183	6- 4	267	252	229	229	28	28	
DIV. I NON-CONF.	5- 8	209	0- 0	218	184	229	229	25	25	
TOTALS	RPI 1-25	RPI 26-50	W-L RECORDS	RPI 51-100	RPI 101-150	RPI 150+				
13- 14	0- 1	0- 0	OVERALL	0- 3	1- 4	12- 6				
5- 7	0- 0	0- 0	HOME	0- 1	1- 2	4- 4				
8- 3	0- 0	0- 0	AWAY	0- 0	0- 0	8- 0				
0- 4	0- 1	0- 0	NEUTRAL	0- 2	0- 0	0- 1				
5- 8	0- 1	0- 0	NON-CONFERENCE	0- 3	1- 2	4- 2				
2- 3	0- 0	0- 0	HOME	0- 1	1- 1	1- 1				
3- 1	0- 0	0- 0	AWAY	0- 0	0- 1	3- 0				
0- 4	0- 1	0- 0	NEUTRAL	0- 2	0- 0	0- 1				
8- 6	0- 0	0- 0	CONFERENCE	0- 0	0- 2	8- 4				
3- 4	0- 0	0- 0	HOME	0- 0	0- 1	3- 3				
5- 2	0- 0	0- 0	AWAY	0- 0	0- 1	5- 1				
0- 0	0- 0	0- 0	NEUTRAL	0- 0	0- 0	0- 0				

RPI 1-25				RPI 26-50				RPI 51-100				RPI 101+ Team's RPI: 229			
RPI	S	Opponent	Score	RPI	S	Opponent	Score	RPI	S	Opponent	Score	RPI	S	Opponent	Score
21	N	West Virginia	50 68					55	N	Southern California	44 75	107	A	New Mexico St.	58 60
								59	H	UC Riverside	67 85	107	H	New Mexico St.	44 64
								76	N	Abilene Christian	71 75	110	A	Gonzaga	44 70
												121	H	Hawaii	41 74
												143	H	Oral Roberts	66 64
												175	H	Northern Colo.	69 59
												185	H	South Ala.	56 59
												191	A	UTRGV	28 52
												191	H	UTRGV	66 68
												212	A	CSU Bakersfield	61 51
												212	H	CSU Bakersfield	67 76
												213	A	Utah Valley	61 53
												213	H	Utah Valley	65 64
												271	A	Seattle	67 54
												271	H	Seattle	60 53
												302	A	UMKC	68 59
												302	H	UMKC	57 63
												316	N	Fairleigh Dickinson	68 74
												324	A	North Dakota St.	76 67
												336	A	UC Irvine	58 53
												341	A	Air Force	73 39
												343	A	Chicago St.	65 60
												343	H	Chicago St.	74 36
LAST 12 Division I GAMES:															
213	H	Utah Valley	65 64	107	H	New Mexico St.	44 64								
212	H	CSU Bakersfield	67 76	271	A	Seattle	67 54								
343	A	Chicago St.	65 60	212	A	CSU Bakersfield	61 51								
302	A	UMKC	68 59	302	H	UMKC	57 63								
271	H	Seattle	60 53	343	H	Chicago St.	74 36								
191	H	UTRGV	66 68	213	A	Utah Valley	61 53								

Non-Div I Games: Western St. 77 40 San Diego Christian 60 40 Arizona Christian 87 54

Grand Canyon

Loss, Non-Conf, S Site, H Home A Away N Neutral

Green Day

Through Games of March 9, 2010

Average RPI Win:	152	WON-LOST	WINNING	LAST 10	STRENGTH OF	OPP. STRENGTH	TEAM	ADJ.	CONF.	ADJ CONF.
Average RPI Loss:	141	RECORD	PCT. RANK	GAMES	SCHEDULE	OF SCHEDULE	RPI	RPI	RPI	RPI
DIV. I ONLY	26- 4	13	9- 1	83	106	23	23	14	14	
DIV. I NON-CONF.	10- 2	33	0- 0	68	12	20	20	16	16	
TOTALS	RPI 1-25	RPI 26-50	W-L RECORDS	RPI 51-100	RPI 101-150	RPI 150+				
26- 4	0- 0	0- 0	OVERALL	7- 1	10- 1	9- 2				
14- 1	0- 0	0- 0	HOME	5- 0	5- 0	4- 1				
11- 1	0- 0	0- 0	AWAY	1- 0	5- 0	5- 1				
1- 2	0- 0	0- 0	NEUTRAL	1- 1	0- 1	0- 0				
10- 2	0- 0	0- 0	NON-CONFERENCE	7- 1	0- 1	3- 0				
6- 0	0- 0	0- 0	HOME	5- 0	0- 0	1- 0				
3- 0	0- 0	0- 0	AWAY	1- 0	0- 0	2- 0				
1- 2	0- 0	0- 0	NEUTRAL	1- 1	0- 1	0- 0				
16- 2	0- 0	0- 0	CONFERENCE	0- 0	10- 0	6- 2				
8- 1	0- 0	0- 0	HOME	0- 0	5- 0	3- 1				
8- 1	0- 0	0- 0	AWAY	0- 0	5- 0	3- 1				
0- 0	0- 0	0- 0	NEUTRAL	0- 0	0- 0	0- 0				

RPI 1-25			Team's RPI: 23			RPI 26-50			RPI 51-100			RPI 101+			
RPI	S	Opponent	Score	RPI	S	Opponent	Score	RPI	S	Opponent	Score	RPI	S	Opponent	Score
								52	N	Rutgers	43 54	106	A	Wright St.	63 58
								60	H	South Dakota St.	58 57	106	H	Wright St.	70 55
								73	H	Vanderbilt	58 56	109	N	Virginia	59 68
								74	N	Tulane	79 58	126	A	Youngstown St.	68 60
								78	H	Belmont	66 62	126	H	Youngstown St.	69 35
								83	H	Dayton	68 52	142	A	Detroit	74 58
								92	H	Marquette	75 55	142	H	Detroit	58 36
								100	A	Drake	86 61	146	A	Milwaukee	63 42
												146	H	Milwaukee	69 46
												149	A	Northern Ky.	81 73
												149	H	Northern Ky.	52 40
												174	H	Loyola Chicago	65 51
												181	A	Butler	55 46
												195	A	Wisconsin	72 58
												202	A	Oakland	69 77
												202	H	Oakland	56 58
												240	A	Valparaiso	71 35
												240	H	Valparaiso	81 42
												249	A	Ill.-Chicago	58 40
												249	H	Ill.-Chicago	64 22
												261	A	Cleveland St.	66 45
												261	H	Cleveland St.	71 53
LAST 12 Division I GAMES:															
				202	A	Oakland	69 77					261	H	Cleveland St.	71 53
				142	A	Detroit	74 58					126	H	Youngstown St.	69 35
				149	H	Northern Ky.	52 40					146	H	Milwaukee	69 46
				106	H	Wright St.	70 55					142	H	Detroit	58 36
				240	A	Valparaiso	71 35					202	H	Oakland	56 58
				249	A	Ill.-Chicago	58 40					106	A	Wright St.	63 58

Non-Div I Games:

Green Bay

■ Loss,
 ■ Non-Conf, S Site,
 ■ Home
 ■ Away
 N Neutral

Average RPI Win:	273	WON-LOST	WINNING	LAST 10	STRENGTH OF	OPP. STRENGTH	TEAM	ADJ.	CONF.	ADJ CONF.
Average RPI Loss:	153	RECORD	PCT. RANK	GAMES	SCHEDULE	OF SCHEDULE	RPI	RPI	RPI	RPI
DIV. I ONLY	13- 16	204	6- 4	189	297	207	207	32	32	
DIV. I NON-CONF.	2- 11	306	0- 0	8	78	158	158	30	30	
TOTALS	RPI 1-25	RPI 26-50	W-L RECORDS	RPI 51-100	RPI 101-150	RPI 150+				
13- 16	0- 2	0- 3	OVERALL	0- 3	1- 1	12- 7				
6- 5	0- 0	0- 1	HOME	0- 1	0- 0	6- 3				
5- 11	0- 2	0- 2	AWAY	0- 2	0- 1	5- 4				
2- 0	0- 0	0- 0	NEUTRAL	0- 0	1- 0	1- 0				
2- 11	0- 2	0- 3	NON-CONFERENCE	0- 3	1- 1	1- 2				
0- 3	0- 0	0- 1	HOME	0- 1	0- 0	0- 1				
0- 8	0- 2	0- 2	AWAY	0- 2	0- 1	0- 1				
2- 0	0- 0	0- 0	NEUTRAL	0- 0	1- 0	1- 0				
11- 5	0- 0	0- 0	CONFERENCE	0- 0	0- 0	11- 5				
6- 2	0- 0	0- 0	HOME	0- 0	0- 0	6- 2				
5- 3	0- 0	0- 0	AWAY	0- 0	0- 0	5- 3				
0- 0	0- 0	0- 0	NEUTRAL	0- 0	0- 0	0- 0				

RPI 1-25				RPI 26-50				RPI 51-100				RPI 101+ Team's RPI: 207			
RPI	S	Opponent	Score	RPI	S	Opponent	Score	RPI	S	Opponent	Score	RPI	S	Opponent	Score
3	A	South Carolina	48 86	30	A	UTEP	54 78	79	H	Drexel	36 57	125	A	Iowa St.	59 95
7	A	Texas	52 79	32	A	Princeton	55 79	86	A	Oregon	51 86	138	N	Wake Forest	47 42
				36	H	James Madison	56 68	94	A	Washington St.	61 68	194	A	Stetson	59 68
												211	N	Rhode Island	59 54
												218	A	N.C. A&T	55 52
												220	H	Lehigh	56 63
												242	H	Bethune-Cookman	60 45
												244	A	Coppin St.	64 68
												254	A	Morgan St.	65 51
												254	H	Morgan St.	60 47
												274	A	UMES	76 55
												292	H	Savannah St.	65 53
												297	H	Florida A&M	59 66
												312	H	South Carolina St.	63 50
												322	A	Delaware St.	63 54
												322	H	Delaware St.	81 89
												332	A	Howard	77 83
												332	H	Howard	77 48
												347	A	Norfolk St.	66 71
												347	H	Norfolk St.	73 62
												348	A	N.C. Central	76 42
LAST 12 Division I GAMES:															
347	A	Norfolk St.	66 71	332	A	Howard	77 83								
322	H	Delaware St.	81 89	274	A	UMES	76 55								
332	H	Howard	77 48	347	H	Norfolk St.	73 62								
322	A	Delaware St.	63 54	312	H	South Carolina St.	63 50								
244	A	Coppin St.	64 68	292	H	Savannah St.	65 53								
254	H	Morgan St.	60 47	348	A	N.C. Central	76 42								

Non-Div I Games:

Hampton

■ Loss,
 ■ Non-Conf,
 ■ S Site,
 ■ Home
 ■ A Away
 N Neutral

Hartford

Through Games Of March 5, 2016

Average RPI Win:	255	WON-LOST	WINNING	LAST 10	STRENGTH OF	OPP. STRENGTH	TEAM	ADJ.	CONF.	ADJ CONF.
Average RPI Loss:	128	RECORD	PCT. RANK	GAMES	SCHEDULE	OF SCHEDULE	RPI	RPI	RPI	RPI
DIV. I ONLY	11- 19	248	3- 7	132	202	216	216	16	16	
DIV. I NON-CONF.	4- 9	245	0- 0	114	143	211	211	19	19	
TOTALS	RPI 1-25	RPI 26-50	W-L RECORDS	RPI 51-100	RPI 101-150	RPI 150+				
11- 19	0- 1	0- 1	OVERALL	0- 7	0- 1	11- 9				
7- 6	0- 1	0- 0	HOME	0- 2	0- 0	7- 3				
4- 12	0- 0	0- 1	AWAY	0- 5	0- 1	4- 5				
0- 1	0- 0	0- 0	NEUTRAL	0- 0	0- 0	0- 1				
4- 9	0- 1	0- 1	NON-CONFERENCE	0- 3	0- 1	4- 3				
3- 2	0- 1	0- 0	HOME	0- 0	0- 0	3- 1				
1- 7	0- 0	0- 1	AWAY	0- 3	0- 1	1- 2				
0- 0	0- 0	0- 0	NEUTRAL	0- 0	0- 0	0- 0				
7- 10	0- 0	0- 0	CONFERENCE	0- 4	0- 0	7- 6				
4- 4	0- 0	0- 0	HOME	0- 2	0- 0	4- 2				
3- 5	0- 0	0- 0	AWAY	0- 2	0- 0	3- 3				
0- 1	0- 0	0- 0	NEUTRAL	0- 0	0- 0	0- 1				

RPI	S	Opponent	Score	RPI	S	Opponent	Score	RPI	S	Opponent	Score	RPI	S	Opponent	Score	Team's RPI: 216
11	H	Arizona St.	29 60	33	A	George Washington	51 82	51	A	Albany (NY)	39 84	117	A	Boston College	28 62	
								51	H	Albany (NY)	41 78	156	A	Stony Brook	35 58	
								68	A	FGCU	44 64	156	H	Stony Brook	42 45	
								69	A	Maine	43 61	156	N	Stony Brook	42 60	
								69	H	Maine	44 50	170	H	Cornell	53 50	
								75	A	Michigan	47 83	184	A	UMBC	51 58	
								82	A	Quinnipiac	69 71	184	H	UMBC	65 57	
												198	A	Sacred Heart	68 67	
												214	H	Dartmouth	36 43	
												219	A	Binghamton	41 39	
												219	H	Binghamton	47 53	
												221	A	Massachusetts	57 63	
												233	A	New Hampshire	42 53	
												233	H	New Hampshire	48 44	
												264	A	Providence	50 69	
												275	H	Central Conn. St.	49 41	
												277	A	Vermont	51 47	
												277	H	Vermont	52 50	
												320	A	UMass Lowell	75 70	
												320	H	UMass Lowell	72 59	
												328	H	Lafayette	55 50	
LAST 12 Division I GAMES:																
156	N	Stony Brook	42 60	219	A	Binghamton	41 39									
51	A	Albany (NY)	39 84	156	H	Stony Brook	42 45									
69	H	Maine	44 50	320	A	UMass Lowell	75 70									
233	A	New Hampshire	42 53	51	H	Albany (NY)	41 78									
184	A	UMBC	51 58	69	A	Maine	43 61									
277	H	Vermont	52 50	233	H	New Hampshire	48 44									

Non-Div I Games:

Hartford

■ Loss,
 ■ Non-Conf, S Site,
 ■ Home
 ■ Away
 N Neutral

Average RPI Win: 199	WON-LOST	WINNING	LAST 10	STRENGTH OF	OPP. STRENGTH	TEAM	ADJ.	CONF.	ADJ CONF.
Average RPI Loss: 93	RECORD	PCT. RANK	GAMES	SCHEDULE	OF SCHEDULE	RPI	RPI	RPI	RPI
DIV. I ONLY	14- 13	158	6- 4	59	154	95	95	10	10
DIV. I NON-CONF.	5- 8	209	0- 0	79	178	150	150	12	12
TOTALS	RPI 1-25	RPI 26-50	W-L RECORDS	RPI 51-100	RPI 101-150	RPI 150+			
14- 13	0- 0	0- 6	OVERALL	0- 3	2- 0	12- 4			
6- 5	0- 0	0- 2	HOME	0- 2	0- 0	6- 1			
7- 8	0- 0	0- 4	AWAY	0- 1	1- 0	6- 3			
1- 0	0- 0	0- 0	NEUTRAL	0- 0	1- 0	0- 0			
5- 8	0- 0	0- 2	NON-CONFERENCE	0- 3	2- 0	3- 3			
2- 2	0- 0	0- 0	HOME	0- 2	0- 0	2- 0			
2- 6	0- 0	0- 2	AWAY	0- 1	1- 0	1- 3			
1- 0	0- 0	0- 0	NEUTRAL	0- 0	1- 0	0- 0			
9- 5	0- 0	0- 4	CONFERENCE	0- 0	0- 0	9- 1			
4- 3	0- 0	0- 2	HOME	0- 0	0- 0	4- 1			
5- 2	0- 0	0- 2	AWAY	0- 0	0- 0	5- 0			
0- 0	0- 0	0- 0	NEUTRAL	0- 0	0- 0	0- 0			

RPI S	Opponent	Score	RPI S	Opponent	Score	RPI S	Opponent	Score	RPI S	Opponent	Score
26	A South Fla.	59 86	32	A Princeton	69 79	68	A FGCU	65 74	105	N Toledo	76 70
32	H Princeton	83 92	35	A Penn	46 62	69	H Maine	53 64	111	A Samford	60 54
35	H Penn	48 68	41	A Chattanooga	58 62	85	H Eastern Mich.	81 85	156	A Stony Brook	63 64
									157	A Yale	72 69
									157	H Yale	65 63
									170	A Cornell	65 56
									170	H Cornell	68 63
									200	A Fairfield	50 67
									205	A Brown	87 79
									205	H Brown	92 79
									211	A Rhode Island	52 56
									214	A Dartmouth	56 43
									214	H Dartmouth	64 70
									221	H Massachusetts	67 65
									234	A Rice	67 61
									248	A Columbia	69 66
									248	H Columbia	84 54
									344	H Boston U.	73 55
LAST 12 Division I GAMES:											
35	A Penn	46 62	157	A Yale	72 69						
32	A Princeton	69 79	205	A Brown	87 79						
205	H Brown	92 79	32	H Princeton	83 92						
157	H Yale	65 63	35	H Penn	48 68						
170	H Cornell	68 63	248	A Columbia	69 66						
248	H Columbia	84 54	170	A Cornell	65 56						

Non-Div I Games:

Harvard

Average RPI Win:	241	WON-LOST	WINNING	LAST 10	STRENGTH OF	OPP. STRENGTH	TEAM	ADJ.	CONF.	ADJ CONF.
Average RPI Loss:	79	RECORD	PCT. RANK	GAMES	SCHEDULE	OF SCHEDULE	RPI	RPI	RPI	RPI
DIV. I ONLY	19- 10	83	9- 1	175	175	121	121	22	22	
DIV. I NON-CONF.	7- 6	156	0- 0	70	24	114	114	21	21	
TOTALS	RPI 1-25	RPI 26-50	W-L RECORDS	RPI 51-100	RPI 101-150	RPI 150+				
19- 10	0- 4	0- 1	OVERALL	0- 3	2- 0	17- 2				
9- 5	0- 2	0- 1	HOME	0- 2	1- 0	8- 0				
10- 3	0- 0	0- 0	AWAY	0- 1	1- 0	9- 2				
0- 2	0- 2	0- 0	NEUTRAL	0- 0	0- 0	0- 0				
7- 6	0- 4	0- 1	NON-CONFERENCE	0- 1	0- 0	7- 0				
2- 4	0- 2	0- 1	HOME	0- 1	0- 0	2- 0				
5- 0	0- 0	0- 0	AWAY	0- 0	0- 0	5- 0				
0- 2	0- 2	0- 0	NEUTRAL	0- 0	0- 0	0- 0				
12- 4	0- 0	0- 0	CONFERENCE	0- 2	2- 0	10- 2				
7- 1	0- 0	0- 0	HOME	0- 1	1- 0	6- 0				
5- 3	0- 0	0- 0	AWAY	0- 1	1- 0	4- 2				
0- 0	0- 0	0- 0	NEUTRAL	0- 0	0- 0	0- 0				

RPI 1-25				RPI 26-50				RPI 51-100				RPI 101+ Team's RPI: 121			
RPI	S	Opponent	Score	RPI	S	Opponent	Score	RPI	S	Opponent	Score	RPI	S	Opponent	Score
3	H	South Carolina	51 67	35	H	Penn	54 64	59	A	UC Riverside	77 81	129	A	Long Beach St.	67 55
11	H	Arizona St.	49 75					59	H	UC Riverside	74 77	129	H	Long Beach St.	60 42
16	N	BYU	56 67					94	H	Washington St.	52 62	168	A	Sacramento St.	74 72
20	N	Texas A&M	41 82									189	A	Cal Poly	64 58
												189	H	Cal Poly	68 47
												190	A	UC Davis	58 60
												190	H	UC Davis	70 50
												193	A	San Jose St.	76 73
												212	A	CSU Bakersfield	65 55
												212	H	CSU Bakersfield	74 60
												229	A	Grand Canyon	74 41
												238	H	Loyola Marymount	65 51
												267	A	UC Santa Barbara	63 62
												267	H	UC Santa Barbara	59 45
												298	A	CSUN	60 63
												298	H	CSUN	77 50
												311	A	Northern Ariz.	61 52
												336	A	UC Irvine	83 65
												336	H	UC Irvine	59 35
												340	A	Cal St. Fullerton	70 50
												340	H	Cal St. Fullerton	62 53
LAST 12 Division I GAMES:															
189	H	Cal Poly	68 47	267	A	UC Santa Barbara	63 62	189	A	Cal Poly	64 58				
267	H	UC Santa Barbara	59 45	59	A	UC Riverside	77 81	336	H	UC Irvine	59 35				
59	A	UC Riverside	77 81	340	A	Cal St. Fullerton	70 50	340	H	Cal St. Fullerton	62 53				
340	A	Cal St. Fullerton	70 50	190	H	UC Davis	70 50	298	A	CSUN	60 63				
190	H	UC Davis	70 50	129	H	Long Beach St.	60 42	336	A	UC Irvine	83 65				

Non-Div I Games:

Hawaii

■ Loss,
■ Non-Conf,
■ S Site,
■ Home
■ Away
N Neutral

Average RPI Win:	267	WON-LOST	WINNING	LAST 10	STRENGTH OF	OPP. STRENGTH	TEAM	ADJ.	CONF.	ADJ CONF.
Average RPI Loss:	163	RECORD	PCT. RANK	GAMES	SCHEDULE	OF SCHEDULE	RPI	RPI	RPI	RPI
DIV. I ONLY	10- 18	250	4- 6	186	258	252	252	26	26	
DIV. I NON-CONF.	0- 8	338	0- 0	83	27	289	289	29	29	
TOTALS	RPI 1-25	RPI 26-50	W-L RECORDS	RPI 51-100	RPI 101-150	RPI 150+				
10- 18	0- 1	0- 1	OVERALL	0- 3	0- 4	10- 9				
5- 7	0- 0	0- 0	HOME	0- 1	0- 2	5- 4				
5- 9	0- 1	0- 1	AWAY	0- 1	0- 2	5- 4				
0- 2	0- 0	0- 0	NEUTRAL	0- 1	0- 0	0- 1				
0- 8	0- 1	0- 1	NON-CONFERENCE	0- 3	0- 0	0- 3				
0- 2	0- 0	0- 0	HOME	0- 1	0- 0	0- 1				
0- 4	0- 1	0- 1	AWAY	0- 1	0- 0	0- 1				
0- 2	0- 0	0- 0	NEUTRAL	0- 1	0- 0	0- 1				
10- 10	0- 0	0- 0	CONFERENCE	0- 0	0- 4	10- 6				
5- 5	0- 0	0- 0	HOME	0- 0	0- 2	5- 3				
5- 5	0- 0	0- 0	AWAY	0- 0	0- 2	5- 3				
0- 0	0- 0	0- 0	NEUTRAL	0- 0	0- 0	0- 0				

RPI 1-25				RPI 26-50				RPI 51-100				RPI 101+ Team's RPI: 252			
RPI	S	Opponent	Score	RPI	S	Opponent	Score	RPI	S	Opponent	Score	RPI	S	Opponent	Score
10	A	Maryland	50 105	49	A	North Carolina St.	48 89	71	H	VCU	39 69	127	A	Liberty	43 56
								72	N	Georgia Tech	61 81	127	H	Liberty	68 73
								88	A	Elon	69 80	132	A	UNC Asheville	64 85
												132	H	UNC Asheville	81 82
												165	N	UAB	46 56
												173	A	Radford	56 54
												173	H	Radford	71 66
												187	H	Davidson	60 62
												206	A	Gardner-Webb	70 82
												206	H	Gardner-Webb	72 79
												208	A	Presbyterian	70 82
												208	H	Presbyterian	61 47
												268	A	Campbell	69 55
												268	H	Campbell	65 68
												283	A	Coastal Caro.	53 79
												283	H	Coastal Caro.	53 52
												294	A	Charleston So.	78 72
												294	H	Charleston So.	62 64
												307	A	UNCG	72 82
												309	A	Longwood	89 70
												309	H	Longwood	79 68
												326	A	Winthrop	74 67
												326	H	Winthrop	80 60
LAST 12 Division I GAMES:															
132	A	UNC Asheville	64 85	206	H	Gardner-Webb	72 79								
268	H	Campbell	65 68	283	A	Coastal Caro.	53 79								
294	A	Charleston So.	78 72	208	H	Presbyterian	61 47								
127	H	Liberty	68 73	127	A	Liberty	43 56								
326	H	Winthrop	80 60	173	A	Radford	56 54								
309	A	Longwood	89 70	132	H	UNC Asheville	81 82								

Non-Div I Games: Greensboro 82 49

High Point

■ Loss,
 ■ Non-Conf, S Site,
 ■ Home
 ■ Away
 N Neutral

Hofstra

Through Games Of March 5, 2016

Average RPI Win:	204	WON-LOST	WINNING	LAST 10	STRENGTH OF	OPP. STRENGTH	TEAM	ADJ.	CONF.	ADJ CONF.
Average RPI Loss:	90	RECORD	PCT. RANK	GAMES	SCHEDULE	OF SCHEDULE	RPI	RPI	RPI	RPI
DIV. I ONLY	22- 7	49	7- 3	169	141	65	65	12	12	
DIV. I NON-CONF.	9- 2	37	0- 0	187	210	59	59	10	10	
TOTALS	RPI 1-25	RPI 26-50	W-L RECORDS	RPI 51-100	RPI 101-150	RPI 150+				
22- 7	0- 1	0- 2	OVERALL	2- 2	2- 0	18- 2				
12- 1	0- 0	0- 1	HOME	2- 0	2- 0	8- 0				
9- 5	0- 0	0- 1	AWAY	0- 2	0- 0	9- 2				
1- 1	0- 1	0- 0	NEUTRAL	0- 0	0- 0	1- 0				
9- 2	0- 1	0- 0	NON-CONFERENCE	0- 0	2- 0	7- 1				
4- 0	0- 0	0- 0	HOME	0- 0	2- 0	2- 0				
4- 1	0- 0	0- 0	AWAY	0- 0	0- 0	4- 1				
1- 1	0- 1	0- 0	NEUTRAL	0- 0	0- 0	1- 0				
13- 5	0- 0	0- 2	CONFERENCE	2- 2	0- 0	11- 1				
8- 1	0- 0	0- 1	HOME	2- 0	0- 0	6- 0				
5- 4	0- 0	0- 1	AWAY	0- 2	0- 0	5- 1				
0- 0	0- 0	0- 0	NEUTRAL	0- 0	0- 0	0- 0				

RPI 1-25				RPI 26-50				RPI 51-100				Team's RPI: 65		RPI 101+			
RPI	S	Opponent	Score	RPI	S	Opponent	Score	RPI	S	Opponent	Score			RPI	S	Opponent	Score
5	N	Oregon St.	50 73	36	A	James Madison	42 57	79	A	Drexel	64 67			113	H	Saint Joseph's	75 62
				36	H	James Madison	54 71	79	H	Drexel	61 54			131	H	Buffalo	79 36
								88	A	Elon	60 61			156	H	Stony Brook	71 66
								88	H	Elon	59 49			159	A	Marist	71 67
														160	A	Northeastern	71 64
														160	H	Northeastern	75 50
														163	A	Delaware	47 54
														163	H	Delaware	58 49
														200	A	Fairfield	67 53
														203	A	William & Mary	61 53
														203	H	William & Mary	75 45
														221	A	Massachusetts	56 57
														223	A	Col. of Charleston	62 58
														223	H	Col. of Charleston	66 54
														228	H	Navy	65 63
														269	A	UNCW	68 64
														269	H	UNCW	62 38
														276	A	American	60 51
														283	N	Coastal Caro.	82 40
														293	A	Towson	74 56
														293	H	Towson	64 60
														322	A	Delaware St.	66 49
LAST 12 Division I GAMES:																	
				160	A	Northeastern	71 64					203	A	William & Mary	61 53		
				223	H	Col. of Charleston	66 54					293	A	Towson	74 56		
				79	H	Drexel	61 54					36	H	James Madison	54 71		
				163	A	Delaware	47 54					88	H	Elon	59 49		
				269	H	UNCW	62 38					79	A	Drexel	64 67		
				36	A	James Madison	42 57					293	H	Towson	64 60		

Non-Div I Games:

Hofstra

■ Loss,
 ■ Non-Conf, S Site,
 ■ Home
 ■ Away
 N Neutral

Holy Cross

Through Games Of March 5, 2016

Average RPI Win:	284	WON-LOST	WINNING	LAST 10	STRENGTH OF	OPP. STRENGTH	TEAM	ADJ.	CONF.	ADJ CONF.
Average RPI Loss:	161	RECORD	PCT. RANK	GAMES	SCHEDULE	OF SCHEDULE	RPI	RPI	RPI	RPI
DIV. I ONLY	13- 16	204	5- 5	284	267	253	253	27	27	
DIV. I NON-CONF.	3- 8	258	0- 0	290	165	315	315	27	27	
TOTALS	RPI 1-25	RPI 26-50	W-L RECORDS	RPI 51-100	RPI 101-150	RPI 150+				
13- 16	0- 0	0- 0	OVERALL	0- 5	0- 3	13- 8				
9- 5	0- 0	0- 0	HOME	0- 2	0- 0	9- 3				
4- 11	0- 0	0- 0	AWAY	0- 3	0- 3	4- 5				
0- 0	0- 0	0- 0	NEUTRAL	0- 0	0- 0	0- 0				
3- 8	0- 0	0- 0	NON-CONFERENCE	0- 1	0- 3	3- 4				
3- 2	0- 0	0- 0	HOME	0- 0	0- 0	3- 2				
0- 6	0- 0	0- 0	AWAY	0- 1	0- 3	0- 2				
0- 0	0- 0	0- 0	NEUTRAL	0- 0	0- 0	0- 0				
10- 8	0- 0	0- 0	CONFERENCE	0- 4	0- 0	10- 4				
6- 3	0- 0	0- 0	HOME	0- 2	0- 0	6- 1				
4- 5	0- 0	0- 0	AWAY	0- 2	0- 0	4- 3				
0- 0	0- 0	0- 0	NEUTRAL	0- 0	0- 0	0- 0				

RPI S	Opponent	Score	RPI S	Opponent	Score	RPI S	Opponent	Score	RPI S	Opponent	Score	Team's RPI: 253
						66	A Army West Point	58 77	117	A Boston College	51 60	
						66	H Army West Point	49 80	124	A Pittsburgh	50 56	
						82	A Quinnipiac	61 74	130	A Penn St.	82 86	
						89	A Bucknell	64 74	157	A Yale	59 69	
						89	H Bucknell	51 58	214	H Dartmouth	54 60	
									220	A Lehigh	58 61	
									220	H Lehigh	77 71	
									221	H Massachusetts	60 74	
									227	H Bryant	65 64	
									228	A Navy	49 50	
									228	H Navy	57 49	
									230	A Loyola Maryland	45 58	
									230	H Loyola Maryland	49 59	
									245	H Manhattan	58 44	
									276	A American	59 50	
									276	H American	59 54	
									277	H Vermont	77 63	
									299	A Colgate	80 71	
									299	H Colgate	70 61	
									320	A UMass Lowell	67 75	
									328	A Lafayette	57 54	
									328	H Lafayette	66 49	
									344	A Boston U.	60 41	
									344	H Boston U.	74 50	
LAST 12 Division I GAMES:												
230	A	Loyola Maryland	45 58	328	A	Lafayette	57 54					
344	H	Boston U.	74 50	89	A	Bucknell	64 74					
230	H	Loyola Maryland	49 59	299	H	Colgate	70 61					
276	A	American	59 50	228	A	Navy	49 50					
66	H	Army West Point	49 80	276	H	American	59 54					
220	H	Lehigh	77 71	66	A	Army West Point	58 77					

Non-Div I Games:

Holy Cross

■ Loss,
■ Non-Conf,
■ S Site,
■ H Home
■ A Away
N Neutral

Average RPI Win: 247	WON-LOST	WINNING	LAST 10	STRENGTH OF	OPP. STRENGTH	TEAM	ADJ.	CONF.	ADJ CONF.
Average RPI Loss: 136	RECORD	PCT. RANK	GAMES	SCHEDULE	OF SCHEDULE	RPI	RPI	RPI	RPI
DIV. I ONLY	6- 24	314	2- 8	197	108	285	285	9	9
DIV. I NON-CONF.	4- 7	222	0- 0	163	273	214	214	7	7
TOTALS	RPI 1-25	RPI 26-50	W-L RECORDS	RPI 51-100	RPI 101-150	RPI 150+			
6- 24	0- 1	0- 2	OVERALL	0- 5	1- 6	5- 10			
2- 11	0- 1	0- 0	HOME	0- 2	1- 3	1- 5			
4- 9	0- 0	0- 1	AWAY	0- 2	0- 2	4- 4			
0- 4	0- 0	0- 1	NEUTRAL	0- 1	0- 1	0- 1			
4- 7	0- 0	0- 1	NON-CONFERENCE	0- 1	1- 2	3- 3			
1- 3	0- 0	0- 0	HOME	0- 0	1- 1	0- 2			
3- 1	0- 0	0- 0	AWAY	0- 0	0- 0	3- 1			
0- 3	0- 0	0- 1	NEUTRAL	0- 1	0- 1	0- 0			
2- 17	0- 1	0- 1	CONFERENCE	0- 4	0- 4	2- 7			
1- 8	0- 1	0- 0	HOME	0- 2	0- 2	1- 3			
1- 8	0- 0	0- 1	AWAY	0- 2	0- 2	1- 3			
0- 1	0- 0	0- 0	NEUTRAL	0- 0	0- 0	0- 1			

RPI S Opponent	Score	RPI S Opponent	Score	RPI S Opponent	Score	RPI S Opponent	Score	Team's RPI: 285
4 H UConn	37 76	26 A South Fla.	49 73	58 N Iowa	50 64	106 N Wright St.	61 75	
		33 N George Washington	78 82	64 A Temple	48 78	108 A Memphis	57 74	
				64 H Temple	66 75	108 H Memphis	64 77	
				74 A Tulane	48 70	129 H Long Beach St.	41 47	
				74 H Tulane	56 59	134 H La.-Lafayette	52 51	
						148 A East Carolina	70 76	
						148 H East Carolina	59 68	
						188 A Tulsa	28 44	
						188 H Tulsa	62 79	
						188 N Tulsa	38 76	
						191 H UTRGV	45 55	
						192 A SMU	63 54	
						192 H SMU	48 50	
						204 H UNLV	60 63	
						223 A Col. of Charleston	48 55	
						234 A Rice	62 59	
						237 A Cincinnati	50 56	
						237 H Cincinnati	61 67	
						278 A UCF	62 65	
						278 H UCF	64 55	
						313 A A&M-Corpus Christi	76 73	
						329 A Incarnate Word	67 51	
LAST 12 Division I GAMES:								
188 N Tulsa	38 76	188 A Tulsa	28 44	74 H Tulane	56 59	278 H UCF	64 55	
108 H Memphis	64 77	278 A Cincinnati	50 56	26 A South Fla.	49 73			
192 A SMU	63 54	64 A Temple	48 78					
278 A UCF	62 65							
237 H Cincinnati	61 67							
148 H East Carolina	59 68							

Non-Div I Games:

Houston

■ Loss,
 ■ Non-Conf, S Site,
 ■ Home
 ■ Away
 N Neutral

Average RPI Win: 296		WON-LOST	WINNING	LAST 10	STRENGTH OF	OPP. STRENGTH	TEAM	ADJ.	CONF.	ADJ CONF.
Average RPI Loss: 162		RECORD	PCT. RANK	GAMES	SCHEDULE	OF SCHEDULE	RPI	RPI	RPI	RPI
DIV. I ONLY		11- 14	211	6- 4	265	305	250	250	25	25
DIV. I NON-CONF.		2- 5	253	0- 0	135	309	220	220	26	26
TOTALS	RPI 1-25	RPI 26-50		W-L RECORDS		RPI 51-100	RPI 101-150	RPI 150+		
11- 14	0- 0	0- 1		OVERALL		0- 3	0- 3	11- 7		
6- 5	0- 0	0- 0		HOME		0- 1	0- 2	6- 2		
4- 9	0- 0	0- 1		AWAY		0- 2	0- 1	4- 5		
1- 0	0- 0	0- 0		NEUTRAL		0- 0	0- 0	1- 0		
2- 5	0- 0	0- 1		NON-CONFERENCE		0- 0	0- 1	2- 3		
0- 2	0- 0	0- 0		HOME		0- 0	0- 1	0- 1		
1- 3	0- 0	0- 1		AWAY		0- 0	0- 0	1- 2		
1- 0	0- 0	0- 0		NEUTRAL		0- 0	0- 0	1- 0		
9- 9	0- 0	0- 0		CONFERENCE		0- 3	0- 2	9- 4		
6- 3	0- 0	0- 0		HOME		0- 1	0- 1	6- 1		
3- 6	0- 0	0- 0		AWAY		0- 2	0- 1	3- 3		
0- 0	0- 0	0- 0		NEUTRAL		0- 0	0- 0	0- 0		

RPI 1-25				RPI 26-50				RPI 51-100				RPI 101+				Team's RPI: 250	
RPI	S	Opponent	Score	RPI	S	Opponent	Score	RPI	S	Opponent	Score	RPI	S	Opponent	Score		
				30	A	UTEP	63 98	76	A	Abilene Christian	60 77	114	A	Northwestern St.	44 55		
								76	H	Abilene Christian	55 76	144	H	McNeese St.	64 71		
								99	A	Central Ark.	44 45	147	H	UT Arlington	40 64		
												176	A	New Mexico	57 65		
												197	A	SFA	54 66		
												197	H	SFA	50 64		
												235	A	Texas Southern	77 65		
												236	A	Sam Houston St.	70 78		
												236	H	Sam Houston St.	67 63		
												241	H	Texas St.	66 71		
												246	A	UTSA	50 79		
												260	N	Omaha	64 51		
												288	A	Lamar	70 77		
												288	H	Lamar	77 66		
												304	H	Nicholls St.	80 71		
												313	A	A&M-Corpus Christi	73 59		
												313	H	A&M-Corpus Christi	55 51		
												317	H	Southeastern La.	64 56		
												329	A	Incarnate Word	62 61		
												329	H	Incarnate Word	64 46		
												331	A	New Orleans	71 51		
LAST 12 Division I GAMES:																	
				329	H	Incarnate Word	64 46	288	H	Lamar	77 66						
				313	H	A&M-Corpus Christi	55 51	197	H	SFA	50 64						
				197	A	SFA	54 66	313	A	A&M-Corpus Christi	73 59						
				76	H	Abilene Christian	55 76	236	H	Sam Houston St.	67 63						
				329	A	Incarnate Word	62 61	76	A	Abilene Christian	60 77						
				236	A	Sam Houston St.	70 78	288	A	Lamar	70 77						

Average RPI Win:	272	WON-LOST	WINNING	LAST 10	STRENGTH OF	OPP. STRENGTH	TEAM	ADJ.	CONF.	ADJ CONF.
Average RPI Loss:	222	RECORD	PCT. RANK	GAMES	SCHEDULE	OF SCHEDULE	RPI	RPI	RPI	RPI
DIV. I ONLY	6- 23	311	3- 7	326	314	332	332	32	32	
DIV. I NON-CONF.	2- 11	306	0- 0	213	196	292	292	30	30	
TOTALS	RPI 1-25	RPI 26-50	W-L RECORDS	RPI 51-100	RPI 101-150	RPI 150+				
6- 23	0- 2	0- 0	OVERALL	0- 0	0- 3	6- 18				
2- 10	0- 0	0- 0	HOME	0- 0	0- 0	2- 10				
4- 12	0- 1	0- 0	AWAY	0- 0	0- 2	4- 8				
0- 1	0- 0	0- 0	NEUTRAL	0- 0	0- 1	0- 0				
2- 11	0- 2	0- 0	NON-CONFERENCE	0- 0	0- 3	2- 6				
1- 3	0- 0	0- 0	HOME	0- 0	0- 0	1- 3				
1- 7	0- 2	0- 0	AWAY	0- 0	0- 2	1- 3				
0- 1	0- 0	0- 0	NEUTRAL	0- 0	0- 1	0- 0				
4- 12	0- 0	0- 0	CONFERENCE	0- 0	0- 0	4- 12				
1- 7	0- 0	0- 0	HOME	0- 0	0- 0	1- 7				
3- 5	0- 0	0- 0	AWAY	0- 0	0- 0	3- 5				
0- 0	0- 0	0- 0	NEUTRAL	0- 0	0- 0	0- 0				

RPI 1-25				RPI 26-50				RPI 51-100				RPI 101+ Team's RPI: 332			
RPI	S	Opponent	Score	RPI	S	Opponent	Score	RPI	S	Opponent	Score	RPI	S	Opponent	Score
13	A	Syracuse	48 97									101	A	Northwestern	49 89
18	A	Duquesne	62 86									112	N	Mercer	53 70
												123	A	Arizona	28 65
												154	H	Old Dominion	64 83
												167	A	Xavier	47 70
												170	H	Cornell	76 74
												207	A	Hampton	48 77
												207	H	Hampton	83 77
												218	A	N.C. A&T	70 88
												242	H	Bethune-Cookman	77 81
												244	A	Coppin St.	71 69
												244	H	Coppin St.	67 83
												249	A	Ill.-Chicago	48 75
												254	A	Morgan St.	66 78
												273	A	Georgia St.	58 65
												274	A	UMES	59 62
												274	H	UMES	57 79
												281	H	La Salle	68 71
												292	H	Savannah St.	64 69
												297	H	Florida A&M	53 64
												312	H	South Carolina St.	63 65
												318	A	Mt. St. Mary's	62 49
												322	A	Delaware St.	86 87
												327	H	LIU Brooklyn	72 89
												347	A	Norfolk St.	64 63
												347	H	Norfolk St.	108 110
LAST 12 Division I GAMES:															
347	A	Norfolk St.	64 63	207	H	Hampton	83 77								
207	A	Hampton	48 77	347	H	Norfolk St.	108 110								
312	H	South Carolina St.	63 65	274	A	UMES	59 62								
292	H	Savannah St.	64 69	254	A	Morgan St.	66 78								
274	H	UMES	57 79	242	H	Bethune-Cookman	77 81								
244	A	Coppin St.	71 69	297	H	Florida A&M	53 64								

Non-Div I Games:

Howard

■ Loss,
 ■ Non-Conf,
 ■ S Site,
 ■ Home
 ■ A Away
 N Neutral

H
o
w
a
r
d

RPI S Opponent Score

Through Games Of March 5, 2016

RPI	S	Opponent	Score
348	A	N.C. Central	68 61

H
o
w
a
r
d

Howard

Average RPI Win:	286	WON-LOST	WINNING	LAST 10	STRENGTH OF	OPP. STRENGTH	TEAM	ADJ.	CONF.	ADJ CONF.
Average RPI Loss:	154	RECORD	PCT. RANK	GAMES	SCHEDULE	OF SCHEDULE	RPI	RPI	RPI	RPI
DIV. I ONLY	5- 23	319	3- 7	156	239	315	315	18	18	
DIV. I NON-CONF.	2- 9	296	0- 0	180	285	301	301	18	18	
TOTALS	RPI 1-25	RPI 26-50	W-L RECORDS	RPI 51-100	RPI 101-150	RPI 150+				
5- 23	0- 0	0- 2	OVERALL	0- 5	1- 7	4- 9				
5- 8	0- 0	0- 1	HOME	0- 2	1- 2	4- 3				
0- 14	0- 0	0- 1	AWAY	0- 2	0- 5	0- 6				
0- 1	0- 0	0- 0	NEUTRAL	0- 1	0- 0	0- 0				
2- 9	0- 0	0- 2	NON-CONFERENCE	0- 0	0- 4	2- 3				
2- 3	0- 0	0- 1	HOME	0- 0	0- 1	2- 1				
0- 6	0- 0	0- 1	AWAY	0- 0	0- 3	0- 2				
0- 0	0- 0	0- 0	NEUTRAL	0- 0	0- 0	0- 0				
3- 14	0- 0	0- 0	CONFERENCE	0- 5	1- 3	2- 6				
3- 5	0- 0	0- 0	HOME	0- 2	1- 1	2- 2				
0- 8	0- 0	0- 0	AWAY	0- 2	0- 2	0- 4				
0- 1	0- 0	0- 0	NEUTRAL	0- 1	0- 0	0- 0				

RPI 1-25			RPI 26-50			RPI 51-100			RPI 101+			Team's RPI: 315			
RPI	S	Opponent	Score	RPI	S	Opponent	Score	RPI	S	Opponent	Score				
				42	A	Ohio	52 79	60	A	South Dakota St.	64 92	115	A	IUPUI	52 63
				45	H	Indiana	72 79	60	H	South Dakota St.	42 61	115	H	IUPUI	50 69
								60	N	South Dakota St.	60 80	140	H	Western Mich.	48 70
								62	A	South Dakota	60 92	142	A	Detroit	63 64
								62	H	South Dakota	63 90	143	A	Oral Roberts	59 61
												143	H	Oral Roberts	54 48
												146	A	Milwaukee	60 73
												149	A	Northern Ky.	64 77
												200	A	Fairfield	62 74
												202	A	Oakland	74 81
												210	H	USC Upstate	81 84
												226	A	Western Ill.	87 88
												226	H	Western Ill.	74 78
												260	A	Omaha	64 71
												260	H	Omaha	58 60
												301	A	Denver	50 53
												301	H	Denver	61 49
												319	H	Kent St.	86 68
												324	A	North Dakota St.	85 94
												324	H	North Dakota St.	85 69
												343	H	Chicago St.	62 51
LAST 12 Division I GAMES:															
				60	N	South Dakota St.	60 80	260	A	Omaha	64 71				
				324	H	North Dakota St.	85 69	226	A	Western Ill.	87 88				
				62	H	South Dakota	63 90	301	H	Denver	61 49				
				115	A	IUPUI	52 63	260	H	Omaha	58 60				
				143	H	Oral Roberts	54 48	324	A	North Dakota St.	85 94				
				60	A	South Dakota St.	64 92	62	A	South Dakota	60 92				

Non-Div I Games: Trine 82 62 Grace (IN) 91 39

IPFW

Loss, Non-Conf, S Site, H Home A Away N Neutral

I
U
P
U
I

I
U
P
U
I

IUPUI

Page 121

Idaho

Through Games Of March 5, 2016

Average RPI Win:	233	WON-LOST	WINNING	LAST 10	STRENGTH OF	OPP. STRENGTH	TEAM	ADJ.	CONF.	ADJ CONF.
Average RPI Loss:	128	RECORD	PCT. RANK	GAMES	SCHEDULE	OF SCHEDULE	RPI	RPI	RPI	RPI
DIV. I ONLY	19- 9	74	7- 3	275	168	136	136	19	19	
DIV. I NON-CONF.	6- 4	125	0- 0	193	103	149	149	23	23	
TOTALS	RPI 1-25	RPI 26-50	W-L RECORDS	RPI 51-100	RPI 101-150	RPI 150+				
19- 9	0- 1	0- 1	OVERALL	2- 1	1- 1	16- 5				
11- 3	0- 0	0- 0	HOME	1- 1	0- 0	10- 2				
6- 5	0- 1	0- 0	AWAY	1- 0	0- 1	5- 3				
2- 1	0- 0	0- 1	NEUTRAL	0- 0	1- 0	1- 0				
6- 4	0- 1	0- 1	NON-CONFERENCE	0- 1	1- 1	5- 0				
4- 1	0- 0	0- 0	HOME	0- 1	0- 0	4- 0				
0- 2	0- 1	0- 0	AWAY	0- 0	0- 1	0- 0				
2- 1	0- 0	0- 1	NEUTRAL	0- 0	1- 0	1- 0				
13- 5	0- 0	0- 0	CONFERENCE	2- 0	0- 0	11- 5				
7- 2	0- 0	0- 0	HOME	1- 0	0- 0	6- 2				
6- 3	0- 0	0- 0	AWAY	1- 0	0- 0	5- 3				
0- 0	0- 0	0- 0	NEUTRAL	0- 0	0- 0	0- 0				

RPI 1-25				RPI 26-50				RPI 51-100				RPI 101+ Team's RPI: 136			
RPI	S	Opponent	Score	RPI	S	Opponent	Score	RPI	S	Opponent	Score	RPI	S	Opponent	Score
5	A	Oregon St.	44 69	50	N	Duke	68 74	76	H	Abilene Christian	59 71	125	N	Iowa St.	97 65
								97	A	North Dakota	65 59	135	A	Texas Tech	62 78
								97	H	North Dakota	92 65	151	H	Montana St.	59 62
												162	H	Montana	78 61
												168	A	Sacramento St.	98 88
												168	H	Sacramento St.	107 60
												175	A	Northern Colo.	68 70
												175	H	Northern Colo.	66 56
												180	A	Eastern Wash.	70 84
												180	H	Eastern Wash.	66 74
												182	A	Weber St.	77 70
												201	A	Idaho St.	68 89
												241	N	Texas St.	75 55
												243	H	Wyoming	61 57
												267	H	UC Santa Barbara	64 42
												271	H	Seattle	64 60
												298	H	CSUN	106 50
												311	A	Northern Ariz.	72 51
												311	H	Northern Ariz.	76 59
												323	A	Portland St.	94 65
												323	H	Portland St.	84 63
												334	A	Southern Utah	62 51
												334	H	Southern Utah	93 48
LAST 12 Division I GAMES:															
201	A	Idaho St.	68 89	175	A	Northern Colo.	68 70	311	H	Northern Ariz.	76 59				
182	A	Weber St.	77 70	334	H	Southern Utah	93 48	323	A	Portland St.	94 65				
180	A	Eastern Wash.	70 84	168	A	Sacramento St.	98 88	151	H	Montana St.	59 62				
168	H	Sacramento St.	107 60												
323	H	Portland St.	84 63												
97	A	North Dakota	65 59												

Non-Div I Games: Carroll (MT) 75 47 Northwest Chrst. 71 48

Idaho

Loss, Non-Conf, S Site, H Home A Away N Neutral

Average RPI Win:	247	WON-LOST	WINNING	LAST 10	STRENGTH OF	OPP. STRENGTH	TEAM	ADJ.	CONF.	ADJ CONF.
Average RPI Loss:	141	RECORD	PCT. RANK	GAMES	SCHEDULE	OF SCHEDULE	RPI	RPI	RPI	RPI
DIV. I ONLY	13- 14	183	5- 5	257	185	201	201	19	19	
DIV. I NON-CONF.	5- 4	138	0- 1	99	119	81	81	23	23	
TOTALS	RPI 1-25	RPI 26-50	W-L RECORDS	RPI 51-100	RPI 101-150	RPI 150+				
13- 14	0- 1	0- 1	OVERALL	0- 2	2- 2	11- 8				
7- 4	0- 0	0- 0	HOME	0- 1	1- 0	6- 3				
5- 10	0- 1	0- 1	AWAY	0- 1	1- 2	4- 5				
1- 0	0- 0	0- 0	NEUTRAL	0- 0	0- 0	1- 0				
5- 4	0- 1	0- 1	NON-CONFERENCE	0- 0	1- 2	4- 0				
2- 0	0- 0	0- 0	HOME	0- 0	0- 0	2- 0				
2- 4	0- 1	0- 1	AWAY	0- 0	1- 2	1- 0				
1- 0	0- 0	0- 0	NEUTRAL	0- 0	0- 0	1- 0				
8- 10	0- 0	0- 0	CONFERENCE	0- 2	1- 0	7- 8				
5- 4	0- 0	0- 0	HOME	0- 1	1- 0	4- 3				
3- 6	0- 0	0- 0	AWAY	0- 1	0- 0	3- 5				
0- 0	0- 0	0- 0	NEUTRAL	0- 0	0- 0	0- 0				

RPI 1-25				RPI 26-50				RPI 51-100				RPI 101+ Team's RPI: 201			
RPI	S	Opponent	Score	RPI	S	Opponent	Score	RPI	S	Opponent	Score	RPI	S	Opponent	Score
17	A	Michigan St.	60 79	30	A	UTEP	54 67	97	A	North Dakota	42 45	101	A	Northwestern	36 72
								97	H	North Dakota	57 60	135	A	Texas Tech	64 79
												136	H	Idaho	89 68
												150	A	Boise St.	80 77
												151	A	Montana St.	80 82
												162	A	Montana	47 62
												168	A	Sacramento St.	62 83
												168	H	Sacramento St.	59 68
												175	A	Northern Colo.	47 48
												175	H	Northern Colo.	59 61
												180	H	Eastern Wash.	71 62
												182	A	Weber St.	58 57
												182	H	Weber St.	46 61
												213	A	Utah Valley	56 47
												225	H	Utah St.	81 67
												232	N	Southeast Mo. St.	65 64
												271	H	Seattle	83 67
												311	A	Northern Ariz.	62 63
												311	H	Northern Ariz.	71 61
												323	A	Portland St.	64 42
												323	H	Portland St.	71 70
												334	A	Southern Utah	71 67
												334	H	Southern Utah	64 47
LAST 12 Division I GAMES:															
				30	A	UTEP	54 67					311	H	Northern Ariz.	71 61
				136	H	Idaho	89 68					168	A	Sacramento St.	62 83
				180	H	Eastern Wash.	71 62					323	A	Portland St.	64 42
				151	A	Montana St.	80 82					175	H	Northern Colo.	59 61
				162	A	Montana	47 62					97	H	North Dakota	57 60
				334	H	Southern Utah	64 47					311	A	Northern Ariz.	62 63

Non-Div I Games: Colo. Christian 82 56 Montana Tech 82 55

Idaho St.

■ Loss,
 ■ Non-Conf,
 ■ S Site,
 ■ Home
 ■ A Away
 N Neutral

Average RPI Win:	266	WON-LOST	WINNING	LAST 10	STRENGTH OF	OPP. STRENGTH	TEAM	ADJ.	CONF.	ADJ CONF.
Average RPI Loss:	136	RECORD	PCT. RANK	GAMES	SCHEDULE	OF SCHEDULE	RPI	RPI	RPI	RPI
DIV. I ONLY	12- 17	225	2- 8	270	180	249	249	14	14	
DIV. I NON-CONF.	9- 2	37	0- 0	342	297	172	172	16	16	
TOTALS	RPI 1-25	RPI 26-50	W-L RECORDS	RPI 51-100	RPI 101-150	RPI 150+				
12- 17	0- 2	0- 0	OVERALL	1- 1	1- 10	10- 4				
5- 9	0- 1	0- 0	HOME	1- 0	0- 6	4- 2				
7- 8	0- 1	0- 0	AWAY	0- 1	1- 4	6- 2				
0- 0	0- 0	0- 0	NEUTRAL	0- 0	0- 0	0- 0				
9- 2	0- 0	0- 0	NON-CONFERENCE	1- 1	0- 1	8- 0				
4- 1	0- 0	0- 0	HOME	1- 0	0- 1	3- 0				
5- 1	0- 0	0- 0	AWAY	0- 1	0- 0	5- 0				
0- 0	0- 0	0- 0	NEUTRAL	0- 0	0- 0	0- 0				
3- 15	0- 2	0- 0	CONFERENCE	0- 0	1- 9	2- 4				
1- 8	0- 1	0- 0	HOME	0- 0	0- 5	1- 2				
2- 7	0- 1	0- 0	AWAY	0- 0	1- 4	1- 2				
0- 0	0- 0	0- 0	NEUTRAL	0- 0	0- 0	0- 0				

RPI 1-25				RPI 26-50				RPI 51-100				RPI 101+ Team's RPI: 249			
RPI	S	Opponent	Score	RPI	S	Opponent	Score	RPI	S	Opponent	Score	RPI	S	Opponent	Score
23	A	Green Bay	22 64					63	A	Purdue	51 62	105	H	Toledo	51 60
23	H	Green Bay	40 58					70	H	Central Mich.	66 63	106	A	Wright St.	62 73
												106	H	Wright St.	72 80
												126	A	Youngstown St.	41 62
												126	H	Youngstown St.	64 69
												142	A	Detroit	65 51
												142	H	Detroit	80 89
												146	A	Milwaukee	53 54
												146	H	Milwaukee	56 62
												149	A	Northern Ky.	53 55
												149	H	Northern Ky.	61 72
												202	A	Oakland	73 78
												202	H	Oakland	76 78
												226	A	Western Ill.	78 70
												240	A	Valparaiso	54 50
												240	H	Valparaiso	74 80
												261	A	Cleveland St.	69 72
												261	H	Cleveland St.	80 62
												301	A	Denver	56 46
												303	A	Bradley	66 56
												314	A	Illinois St.	74 65
												321	H	Nevada	70 55
												332	H	Howard	75 48
												339	H	Eastern Ill.	66 54
												343	A	Chicago St.	51 47
LAST 12 Division I GAMES:															
240	H	Valparaiso	74 80	142	A	Detroit	65 51								
126	A	Youngstown St.	41 62	106	H	Wright St.	72 80								
261	A	Cleveland St.	69 72	149	H	Northern Ky.	61 72								
146	H	Milwaukee	56 62	240	A	Valparaiso	54 50								
23	H	Green Bay	40 58	261	H	Cleveland St.	80 62								
202	A	Oakland	73 78	126	H	Youngstown St.	64 69								

Non-Div I Games:

Ill.-Chicago

■ Loss,
 ■ Non-Conf, S Site,
 ■ Home
 ■ Away
 N Neutral

Average RPI Win:	174	WON-LOST	WINNING	LAST 10	STRENGTH OF	OPP. STRENGTH	TEAM	ADJ.	CONF.	ADJ CONF.
Average RPI Loss:	61	RECORD	PCT. RANK	GAMES	SCHEDULE	OF SCHEDULE	RPI	RPI	RPI	RPI
DIV. I ONLY	9- 21	281	1- 9	20	53	179	179	5	5	
DIV. I NON-CONF.	7- 4	110	0- 0	13	232	83	83	4	4	
TOTALS	RPI 1-25	RPI 26-50	W-L RECORDS	RPI 51-100	RPI 101-150	RPI 150+				
9- 21	0- 4	1- 4	OVERALL	1- 9	2- 4	5- 0				
8- 10	0- 3	1- 2	HOME	1- 3	2- 2	4- 0				
1- 10	0- 1	0- 2	AWAY	0- 6	0- 1	1- 0				
0- 1	0- 0	0- 0	NEUTRAL	0- 0	0- 1	0- 0				
7- 4	0- 0	1- 2	NON-CONFERENCE	1- 1	2- 1	3- 0				
7- 2	0- 0	1- 1	HOME	1- 1	2- 0	3- 0				
0- 2	0- 0	0- 1	AWAY	0- 0	0- 1	0- 0				
0- 0	0- 0	0- 0	NEUTRAL	0- 0	0- 0	0- 0				
2- 17	0- 4	0- 2	CONFERENCE	0- 8	0- 3	2- 0				
1- 8	0- 3	0- 1	HOME	0- 2	0- 2	1- 0				
1- 8	0- 1	0- 1	AWAY	0- 6	0- 0	1- 0				
0- 1	0- 0	0- 0	NEUTRAL	0- 0	0- 1	0- 0				

RPI 1-25				RPI 26-50				RPI 51-100				RPI 101+ Team's RPI: 179			
RPI	S	Opponent	Score	RPI	S	Opponent	Score	RPI	S	Opponent	Score	RPI	S	Opponent	Score
6	A	Ohio St.	74 117	27	A	Miami (FL)	64 73	52	A	Rutgers	54 67	101	H	Northwestern	59 69
6	H	Ohio St.	70 80	33	H	George Washington	57 70	52	H	Rutgers	56 63	104	H	UT Martin	94 74
10	H	Maryland	63 79	42	H	Ohio	62 53	58	A	Iowa	56 61	108	A	Memphis	75 81
17	H	Michigan St.	43 71	45	A	Indiana	66 68	62	H	South Dakota	76 85	130	H	Penn St.	56 65
				45	H	Indiana	68 80	63	A	Purdue	65 69	130	N	Penn St.	66 75
								70	H	Central Mich.	74 69	137	H	Southern Ill.	78 64
								75	A	Michigan	83 96	195	A	Wisconsin	76 56
								80	A	Minnesota	77 82	195	H	Wisconsin	71 65
								80	H	Minnesota	75 106	220	H	Lehigh	76 67
								96	A	Nebraska	57 73	256	H	Tennessee St.	98 43
												343	H	Chicago St.	67 36
LAST 12 Division I GAMES:															
130	N	Penn St.	66 75	45	H	Indiana	68 80	52	A	Rutgers	54 67	101	H	Northwestern	59 69
58	A	Iowa	56 61	75	A	Michigan	83 96	52	H	Rutgers	56 63	104	H	UT Martin	94 74
17	H	Michigan St.	43 71	101	H	Northwestern	59 69	58	A	Iowa	56 61	108	A	Memphis	75 81
6	A	Ohio St.	74 117	6	H	Ohio St.	70 80	62	H	South Dakota	76 85	130	H	Penn St.	56 65
195	A	Wisconsin	76 56	80	A	Minnesota	77 82	63	A	Purdue	65 69	130	N	Penn St.	66 75
52	H	Rutgers	56 63	130	H	Penn St.	56 65	70	H	Central Mich.	74 69	137	H	Southern Ill.	78 64

Non-Div I Games:

Illinois

■ Loss,
■ Non-Conf,
■ S Site,
■ H Home
■ A Away
N Neutral

Average RPI Win:	297	WON-LOST	WINNING	LAST 10	STRENGTH OF	OPP. STRENGTH	TEAM	ADJ.	CONF.	ADJ CONF.
Average RPI Loss:	169	RECORD	PCT. RANK	GAMES	SCHEDULE	OF SCHEDULE	RPI	RPI	RPI	RPI
DIV. I ONLY	8- 21	288	3- 7	294	223	314	314	21	21	
DIV. I NON-CONF.	2- 9	296	0- 0	307	275	341	341	17	17	
TOTALS	RPI 1-25	RPI 26-50	W-L RECORDS	RPI 51-100	RPI 101-150	RPI 150+				
8- 21	0- 1	0- 0	OVERALL	0- 6	0- 3	8- 11				
6- 8	0- 0	0- 0	HOME	0- 3	0- 2	6- 3				
2- 11	0- 1	0- 0	AWAY	0- 3	0- 1	2- 6				
0- 2	0- 0	0- 0	NEUTRAL	0- 0	0- 0	0- 2				
2- 9	0- 1	0- 0	NON-CONFERENCE	0- 0	0- 1	2- 7				
2- 3	0- 0	0- 0	HOME	0- 0	0- 1	2- 2				
0- 4	0- 1	0- 0	AWAY	0- 0	0- 0	0- 3				
0- 2	0- 0	0- 0	NEUTRAL	0- 0	0- 0	0- 2				
6- 12	0- 0	0- 0	CONFERENCE	0- 6	0- 2	6- 4				
4- 5	0- 0	0- 0	HOME	0- 3	0- 1	4- 1				
2- 7	0- 0	0- 0	AWAY	0- 3	0- 1	2- 3				
0- 0	0- 0	0- 0	NEUTRAL	0- 0	0- 0	0- 0				

RPI 1-25				RPI 26-50				RPI 51-100				RPI 101+				Team's RPI: 314	
RPI	S	Opponent	Score	RPI	S	Opponent	Score	RPI	S	Opponent	Score	RPI	S	Opponent	Score		
19	A	DePaul	41 89					93	A	Missouri St.	41 70	137	A	Southern Ill.	71 76		
								93	H	Missouri St.	51 73	137	H	Southern Ill.	55 68		
								98	A	UNI	51 65	145	H	SIUE	57 65		
								98	H	UNI	35 61	157	A	Yale	47 60		
								100	A	Drake	41 76	174	A	Loyola Chicago	61 73		
								100	H	Drake	58 98	174	H	Loyola Chicago	41 57		
												224	A	Indiana St.	56 63		
												224	H	Indiana St.	73 62		
												226	H	Western Ill.	64 79		
												246	A	UTSA	51 77		
												249	H	Ill.-Chicago	65 74		
												257	A	Bowling Green	52 70		
												259	N	Northern Ill.	59 68		
												260	N	Omaha	56 60		
												263	H	Murray St.	81 76		
												291	A	Wichita St.	53 49		
												291	H	Wichita St.	70 49		
												303	A	Bradley	38 52		
												303	H	Bradley	54 49		
												330	A	Evansville	64 57		
												330	H	Evansville	65 59		
												343	H	Chicago St.	57 53		
LAST 12 Division I GAMES:																	
				93	A	Missouri St.	41 70					98	H	UNI	35 61		
				291	A	Wichita St.	53 49					100	H	Drake	58 98		
				330	H	Evansville	65 59					224	H	Indiana St.	73 62		
				137	H	Southern Ill.	55 68					137	A	Southern Ill.	71 76		
				303	A	Bradley	38 52					330	A	Evansville	64 57		
				174	A	Loyola Chicago	61 73					174	H	Loyola Chicago	41 57		

Non-Div I Games:

Illinois St.

Incarnate Word

Through Games Of March 5, 2016

Average RPI Win:	255	WON-LOST	WINNING	LAST 10	STRENGTH OF	OPP. STRENGTH	TEAM	ADJ.	CONF.	ADJ CONF.
Average RPI Loss:	204	RECORD	PCT. RANK	GAMES	SCHEDULE	OF SCHEDULE	RPI	RPI	RPI	RPI
DIV. I ONLY	3- 22	337	1- 9	260	306	329	329	25	25	
DIV. I NON-CONF.	0- 7	338	0- 0	179	249	333	333	26	26	
TOTALS	RPI 1-25	RPI 26-50	W-L RECORDS	RPI 51-100	RPI 101-150	RPI 150+				
3- 22	0- 0	0- 1	OVERALL	0- 4	1- 2	2- 15				
0- 12	0- 0	0- 0	HOME	0- 2	0- 1	0- 9				
3- 10	0- 0	0- 1	AWAY	0- 2	1- 1	2- 6				
0- 0	0- 0	0- 0	NEUTRAL	0- 0	0- 0	0- 0				
0- 7	0- 0	0- 1	NON-CONFERENCE	0- 1	0- 1	0- 4				
0- 3	0- 0	0- 0	HOME	0- 0	0- 0	0- 3				
0- 4	0- 0	0- 1	AWAY	0- 1	0- 1	0- 1				
0- 0	0- 0	0- 0	NEUTRAL	0- 0	0- 0	0- 0				
3- 15	0- 0	0- 0	CONFERENCE	0- 3	1- 1	2- 11				
0- 9	0- 0	0- 0	HOME	0- 2	0- 1	0- 6				
3- 6	0- 0	0- 0	AWAY	0- 1	1- 0	2- 5				
0- 0	0- 0	0- 0	NEUTRAL	0- 0	0- 0	0- 0				

RPI S	Opponent	Score	RPI S	Opponent	Score	RPI S	Opponent	Score	RPI S	Opponent	Score	Team's RPI: 329
46	A Colorado St.	37 60	63	A Purdue	27 95	114	H Northwestern St.	48 53				
			76	A Abilene Christian	58 66	135	A Texas Tech	55 70				
			76	H Abilene Christian	71 86	144	A McNeese St.	68 55				
			99	H Central Ark.	57 76	191	A UTRGV	47 60				
						191	H UTRGV	50 68				
						197	A SFA	62 74				
						197	H SFA	66 82				
						236	H Sam Houston St.	60 65				
						239	H North Texas	55 62				
						250	A Houston Baptist	46 64				
						250	H Houston Baptist	61 62				
						285	H Houston	51 67				
						288	A Lamar	49 59				
						288	H Lamar	61 67				
						304	A Nicholls St.	63 61				
						304	H Nicholls St.	64 66				
						313	A A&M-Corpus Christi	55 69				
						313	H A&M-Corpus Christi	56 57				
						317	A Southeastern La.	70 66				
						331	A New Orleans	49 55				
LAST 12 Division I GAMES:												
250	A Houston Baptist	46 64	99	H Central Ark.	57 76							
76	A Abilene Christian	58 66	197	A SFA	62 74							
288	H Lamar	61 67	288	A Lamar	49 59							
197	H SFA	66 82	304	A Nicholls St.	63 61							
313	A A&M-Corpus Christi	55 69	304	H Nicholls St.	64 66							
250	H Houston Baptist	61 62	313	H A&M-Corpus Christi	56 57							

Non-Div I Games: LSU-Alexandria 96 59 Howard Payne 78 65 Sul Ross St. 54 35 Trinity (TX) 55 61 Incarnate Word

Loss, Non-Conf, S Site, H Home A Away N Neutral

Average RPI Win:	135	WON-LOST	WINNING	LAST 10	STRENGTH OF	OPP. STRENGTH	TEAM	ADJ.	CONF.	ADJ CONF.
Average RPI Loss:	57	RECORD	PCT. RANK	GAMES	SCHEDULE	OF SCHEDULE	RPI	RPI	RPI	RPI
DIV. I ONLY	20- 11	86	7- 3	60	28	45	45	5	5	
DIV. I NON-CONF.	8- 4	99	0- 0	52	54	62	62	4	4	
TOTALS	RPI 1-25	RPI 26-50	W-L RECORDS	RPI 51-100	RPI 101-150	RPI 150+				
20- 11	1- 4	1- 2	OVERALL	7- 3	3- 1	8- 1				
14- 0	1- 0	1- 0	HOME	6- 0	2- 0	4- 0				
5- 7	0- 3	0- 0	AWAY	1- 3	1- 0	3- 1				
1- 4	0- 1	0- 2	NEUTRAL	0- 0	0- 1	1- 0				
8- 4	0- 2	1- 2	NON-CONFERENCE	1- 0	1- 0	5- 0				
5- 0	0- 0	1- 0	HOME	1- 0	1- 0	2- 0				
2- 1	0- 1	0- 0	AWAY	0- 0	0- 0	2- 0				
1- 3	0- 1	0- 2	NEUTRAL	0- 0	0- 0	1- 0				
12- 7	1- 2	0- 0	CONFERENCE	6- 3	2- 1	3- 1				
9- 0	1- 0	0- 0	HOME	5- 0	1- 0	2- 0				
3- 6	0- 2	0- 0	AWAY	1- 3	1- 0	1- 1				
0- 1	0- 0	0- 0	NEUTRAL	0- 0	0- 1	0- 0				

RPI	S	Opponent	Score	RPI	S	Opponent	Score	Team's RPI: 45	RPI	S	Opponent	Score	RPI	S	Opponent	Score	RPI	S	Opponent	Score
6	A	Ohio St.	70 97	27	N	Miami (FL)	75 89		52	H	Rutgers	64 48	101	A	Northwestern	91 84				
10	A	Maryland	63 86	41	H	Chattanooga	54 43		58	A	Iowa	73 76	101	N	Northwestern	73 79				
17	H	Michigan St.	81 65	42	N	Ohio	56 63		58	H	Iowa	79 74	111	H	Samford	65 56				
19	A	DePaul	69 84						63	A	Purdue	53 63	130	H	Penn St.	76 55				
21	N	West Virginia	64 75						72	H	Georgia Tech	69 60	157	H	Yale	76 60				
									75	H	Michigan	77 69	179	A	Illinois	80 68				
									80	A	Minnesota	76 78	179	H	Illinois	68 66				
									80	H	Minnesota	93 79	195	A	Wisconsin	69 73				
									96	A	Nebraska	79 68	195	H	Wisconsin	67 57				
									96	H	Nebraska	59 47	224	A	Indiana St.	53 50				
													256	H	Tennessee St.	88 56				
													270	N	Austin Peay	90 58				
													315	A	IPFW	79 72				
LAST 12 Division I GAMES:																				
101	N	Northwestern	73 79	179	A	Illinois	80 68													
130	H	Penn St.	76 55	96	H	Nebraska	59 47													
96	A	Nebraska	79 68	58	H	Iowa	79 74													
58	A	Iowa	73 76	10	A	Maryland	63 86													
80	H	Minnesota	93 79	52	H	Rutgers	64 48													
195	H	Wisconsin	67 57	101	A	Northwestern	91 84													

Non-Div I Games:

Indiana

Indiana State				Through Games Of March 9, 2010						
Average RPI Win:	256	WON-LOST	WINNING	LAST 10	STRENGTH OF	OPP. STRENGTH	TEAM	ADJ.	CONF.	ADJ CONF.
Average RPI Loss:	141	RECORD	PCT. RANK	GAMES	SCHEDULE	OF SCHEDULE	RPI	RPI	RPI	RPI
DIV. I ONLY	13- 16	204	5- 5	240	219	224	224	21	21	
DIV. I NON-CONF.	4- 7	222	0- 0	189	231	226	226	17	17	

TOTALS	RPI 1-25		RPI 26-50	W-L RECORDS	RPI 51-100	RPI 101-150		RPI 150+		
13- 16	0- 0		0- 1	OVERALL	1- 7	0- 4		12- 4		
8- 6	0- 0		0- 1	HOME	1- 3	0- 1		7- 1		
5- 9	0- 0		0- 0	AWAY	0- 4	0- 3		5- 2		
0- 1	0- 0		0- 0	NEUTRAL	0- 0	0- 0		0- 1		
4- 7	0- 0		0- 1	NON-CONFERENCE	0- 2	0- 2		4- 2		
2- 3	0- 0		0- 1	HOME	0- 1	0- 0		2- 1		
2- 3	0- 0		0- 0	AWAY	0- 1	0- 2		2- 0		
0- 1	0- 0		0- 0	NEUTRAL	0- 0	0- 0		0- 1		
9- 9	0- 0		0- 0	CONFERENCE	1- 5	0- 2		8- 2		
6- 3	0- 0		0- 0	HOME	1- 2	0- 1		5- 0		
3- 6	0- 0		0- 0	AWAY	0- 3	0- 1		3- 2		
0- 0	0- 0		0- 0	NEUTRAL	0- 0	0- 0		0- 0		

RPI 1-25				RPI 26-50				RPI 51-100				RPI 101+				Team's RPI: 224	
RPI	S	Opponent	Score	RPI	S	Opponent	Score	RPI	S	Opponent	Score	RPI	S	Opponent	Score		
				45	H	Indiana	50 53	53	H	Saint Louis	52 62	115	A	IUPUI	43 68		
								70	A	Central Mich.	65 85	137	A	Southern Ill.	64 76		
								93	A	Missouri St.	41 75	137	H	Southern Ill.	58 62		
								93	H	Missouri St.	51 59	149	A	Northern Ky.	67 73		
								98	A	UNI	42 53	174	A	Loyola Chicago	74 71		
								98	H	UNI	45 61	174	H	Loyola Chicago	62 48		
								100	A	Drake	55 80	181	H	Butler	70 63		
								100	H	Drake	68 53	188	A	Tulsa	67 63		
												197	N	SFA	62 71		
												260	H	Omaha	50 51		
												291	A	Wichita St.	53 54		
												291	H	Wichita St.	59 33		
												302	A	UMKC	77 47		
												303	A	Bradley	68 59		
												303	H	Bradley	59 37		
												314	A	Illinois St.	62 73		
												314	H	Illinois St.	63 56		
												330	A	Evansville	59 44		
												330	H	Evansville	57 45		
												339	H	Eastern Ill.	60 42		
LAST 12 Division I GAMES:																	
				291	A	Wichita St.	53 54	100	H	Drake	68 53						
				93	A	Missouri St.	41 75	98	H	UNI	45 61						
				137	H	Southern Ill.	58 62	314	A	Illinois St.	62 73						
				330	H	Evansville	57 45	330	A	Evansville	59 44						
				174	A	Loyola Chicago	74 71	137	A	Southern Ill.	64 76						
				303	A	Bradley	68 59	303	H	Bradley	59 37						

Non-Div I Games:

Indiana St.

Loss, Non-Conf, S Site, H Home A Away N Neutral

Average RPI Win:	242	WON-LOST	WINNING	LAST 10	STRENGTH OF	OPP. STRENGTH	TEAM	ADJ.	CONF.	ADJ CONF.
Average RPI Loss:	113	RECORD	PCT. RANK	GAMES	SCHEDULE	OF SCHEDULE	RPI	RPI	RPI	RPI
DIV. I ONLY	21- 11	82	8- 2	216	190	116	116	23	23	
DIV. I NON-CONF.	4- 7	222	0- 0	132	34	183	183	22	22	
TOTALS	RPI 1-25	RPI 26-50	W-L RECORDS	RPI 51-100	RPI 101-150	RPI 150+				
21- 11	0- 0	0- 1	OVERALL	0- 5	1- 0	20- 5				
11- 2	0- 0	0- 0	HOME	0- 2	0- 0	11- 0				
9- 7	0- 0	0- 1	AWAY	0- 2	1- 0	8- 4				
1- 2	0- 0	0- 0	NEUTRAL	0- 1	0- 0	1- 1				
4- 7	0- 0	0- 1	NON-CONFERENCE	0- 3	1- 0	3- 3				
2- 1	0- 0	0- 0	HOME	0- 1	0- 0	2- 0				
1- 4	0- 0	0- 1	AWAY	0- 1	1- 0	0- 2				
1- 2	0- 0	0- 0	NEUTRAL	0- 1	0- 0	1- 1				
17- 4	0- 0	0- 0	CONFERENCE	0- 2	0- 0	17- 2				
9- 1	0- 0	0- 0	HOME	0- 1	0- 0	9- 0				
8- 3	0- 0	0- 0	AWAY	0- 1	0- 0	8- 2				
0- 0	0- 0	0- 0	NEUTRAL	0- 0	0- 0	0- 0				

RPI S	Opponent	Score	RPI S	Opponent	Score	RPI S	Opponent	Score	RPI S	Opponent	Score	Team's RPI: 116
			33 A	George Washington	65 70	52 A	Rutgers	33 58	113 A	Saint Joseph's	81 75	
						55 N	Southern California	56 76	153 A	North Carolina	52 64	
						71 H	VCU	58 74	156 A	Stony Brook	53 58	
						82 A	Quinnipiac	61 62	157 N	Yale	48 63	
						82 H	Quinnipiac	53 69	159 A	Marist	61 62	
									159 H	Marist	69 49	
									166 H	ETSU	56 50	
									200 A	Fairfield	56 46	
									200 H	Fairfield	69 53	
									222 A	Canisius	79 76	
									222 H	Canisius	79 56	
									231 A	Siena	64 47	
									231 A	Siena	64 51	
									231 H	Siena	63 51	
									239 H	North Texas	62 51	
									245 A	Manhattan	56 63	
									245 H	Manhattan	67 56	
									246 A	Monmouth	64 49	
									246 H	Monmouth	68 56	
									284 A	Rider	67 48	
									284 H	Rider	59 46	
									289 A	Niagara	73 52	
									289 H	Niagara	73 46	
									316 N	Fairleigh Dickinson	77 54	
									338 A	Saint Peter's	65 51	
									338 H	Saint Peter's	64 50	
LAST 12 Division I GAMES:												
231 A	Siena	64 47	231 A	Siena	64 51							
82 H	Quinnipiac	53 69	284 A	Rider	67 48							
200 H	Fairfield	69 53	246 H	Monmouth	68 56							
338 H	Saint Peter's	64 50	222 A	Canisius	79 76							
231 H	Siena	63 51	289 A	Niagara	73 52							
82 A	Quinnipiac	61 62	246 A	Monmouth	64 49							

Non-Div I Games:

Iona

■ Loss,
 ■ Non-Conf,
 ■ S Site,
 ■ H Home
 ■ A Away
 N Neutral

Average RPI Win:	133	WON-LOST	WINNING	LAST 10	STRENGTH OF	OPP. STRENGTH	TEAM	ADJ.	CONF.	ADJ CONF.
Average RPI Loss:	57	RECORD	PCT. RANK	GAMES	SCHEDULE	OF SCHEDULE	RPI	RPI	RPI	RPI
DIV. I ONLY	19- 13	119	4- 6	27	57	58	58	5	5	
DIV. I NON-CONF.	10- 2	33	0- 0	66	199	25	25	4	4	
TOTALS	RPI 1-25	RPI 26-50	W-L RECORDS	RPI 51-100	RPI 101-150	RPI 150+				
19- 13	0- 5	1- 2	OVERALL	8- 3	4- 3	6- 0				
11- 4	0- 3	1- 0	HOME	5- 0	1- 1	4- 0				
5- 7	0- 1	0- 1	AWAY	2- 3	2- 2	1- 0				
3- 2	0- 1	0- 1	NEUTRAL	1- 0	1- 0	1- 0				
10- 2	0- 0	0- 1	NON-CONFERENCE	3- 0	3- 1	4- 0				
6- 0	0- 0	0- 0	HOME	2- 0	1- 0	3- 0				
2- 1	0- 0	0- 0	AWAY	1- 0	1- 1	0- 0				
2- 1	0- 0	0- 1	NEUTRAL	0- 0	1- 0	1- 0				
9- 11	0- 5	1- 1	CONFERENCE	5- 3	1- 2	2- 0				
5- 4	0- 3	1- 0	HOME	3- 0	0- 1	1- 0				
3- 6	0- 1	0- 1	AWAY	1- 3	1- 1	1- 0				
1- 1	0- 1	0- 0	NEUTRAL	1- 0	0- 0	0- 0				

RPI 1-25				RPI 26-50				RPI 51-100				RPI 101+			
RPI	S	Opponent	Score	RPI	S	Opponent	Score	RPI	S	Opponent	Score	RPI	S	Opponent	Score
6	H	Ohio St.	81 98	33	N	George Washington	77 81	52	H	Rutgers	69 65	101	A	Northwestern	79 64
10	H	Maryland	56 76	45	A	Indiana	74 79	63	A	Purdue	73 90	104	H	UT Martin	62 56
10	N	Maryland	55 75	45	H	Indiana	76 73	63	H	Purdue	63 55	106	N	Wright St.	83 77
17	A	Michigan St.	73 80					75	A	Michigan	75 82	109	A	Virginia	85 73
17	H	Michigan St.	69 74					75	H	Michigan	85 69	125	A	Iowa St.	66 69
								75	N	Michigan	97 85	130	A	Penn St.	68 81
								80	A	Minnesota	76 78	130	H	Penn St.	69 82
								96	A	Nebraska	74 68	179	H	Illinois	61 56
								97	H	North Dakota	83 61	195	A	Wisconsin	57 54
								98	A	UNI	80 65	209	H	Robert Morris	69 50
								100	H	Drake	89 76	226	H	Western Ill.	96 81
												285	N	Houston	64 50
												303	H	Bradley	60 53
LAST 12 Division I GAMES:															
10	N	Maryland	55 75	80	A	Minnesota	76 78								
75	N	Michigan	97 85	6	H	Ohio St.	81 98								
179	H	Illinois	61 56	17	H	Michigan St.	69 74								
130	A	Penn St.	68 81	45	A	Indiana	74 79								
45	H	Indiana	76 73	101	A	Northwestern	79 64								
63	H	Purdue	63 55	75	H	Michigan	85 69								

Non-Div I Games:

Iowa

■ Loss,
■ Non-Conf,
■ S Site,
■ H Home
■ A Away
N Neutral

Average RPI Win:	180	WON-LOST	WINNING	LAST 10	STRENGTH OF	OPP. STRENGTH	TEAM	ADJ.	CONF.	ADJ CONF.
Average RPI Loss:	56	RECORD	PCT. RANK	GAMES	SCHEDULE	OF SCHEDULE	RPI	RPI	RPI	RPI
DIV. I ONLY	13- 17	214	2- 8	49	35	125	125	3	3	
DIV. I NON-CONF.	8- 3	77	0- 0	184	225	111	111	3	3	
TOTALS	RPI 1-25	RPI 26-50	W-L RECORDS	RPI 51-100	RPI 101-150	RPI 150+				
13- 17	0- 6	2- 5	OVERALL	2- 1	1- 5	8- 0				
9- 6	0- 3	1- 2	HOME	1- 0	1- 1	6- 0				
3- 8	0- 3	1- 2	AWAY	1- 1	0- 2	1- 0				
1- 3	0- 0	0- 1	NEUTRAL	0- 0	0- 2	1- 0				
8- 3	0- 0	0- 1	NON-CONFERENCE	2- 1	0- 1	6- 0				
6- 0	0- 0	0- 0	HOME	1- 0	0- 0	5- 0				
1- 1	0- 0	0- 0	AWAY	1- 1	0- 0	0- 0				
1- 2	0- 0	0- 1	NEUTRAL	0- 0	0- 1	1- 0				
5- 14	0- 6	2- 4	CONFERENCE	0- 0	1- 4	2- 0				
3- 6	0- 3	1- 2	HOME	0- 0	1- 1	1- 0				
2- 7	0- 3	1- 2	AWAY	0- 0	0- 2	1- 0				
0- 1	0- 0	0- 0	NEUTRAL	0- 0	0- 1	0- 0				

RPI S	Opponent	Score	RPI S	Opponent	Score	RPI S	Opponent	Score	RPI S	Opponent	Score	Team's RPI: 125
2	A Baylor	41 78	28	A Oklahoma St.	76 79	58	H Iowa	69 66	102	A TCU	69 79	
2	H Baylor	61 77	28	H Oklahoma St.	49 42	98	A UNI	84 75	102	H TCU	62 72	
7	A Texas	54 75	29	A Oklahoma	54 85	100	A Drake	70 74	135	A Texas Tech	66 69	
7	H Texas	49 65	29	H Oklahoma	71 77				135	H Texas Tech	77 48	
21	A West Virginia	47 57	47	A Kansas St.	84 79				135	N Texas Tech	84 89	
21	H West Virginia	57 82	47	H Kansas St.	53 68				136	N Idaho	65 97	
			50	N Duke	48 86				155	H Southern U.	86 46	
									207	H Hampton	95 59	
									217	A Kansas	63 53	
									217	H Kansas	65 49	
									241	N Texas St.	83 61	
									295	H Alcorn	91 41	
									311	H Northern Ariz.	79 63	
									333	H Ark.-Pine Bluff	70 41	
LAST 12 Division I GAMES:												
135	N Texas Tech	84 89	102	A TCU	69 79							
21	H West Virginia	57 82	21	A West Virginia	47 57							
29	A Oklahoma	54 85	7	H Texas	49 65							
47	H Kansas St.	53 68	217	A Kansas	63 53							
2	A Baylor	41 78	29	H Oklahoma	71 77							
135	H Texas Tech	77 48	102	H TCU	62 72							

Non-Div I Games:

Iowa St.

 Loss,
 Non-Conf,
 S Site,
 H Home
 A Away
N Neutral

Average RPI Win:	314	WON-LOST	WINNING	LAST 10	STRENGTH OF	OPP. STRENGTH	TEAM	ADJ.	CONF.	ADJ CONF.
Average RPI Loss:	215	RECORD	PCT. RANK	GAMES	SCHEDULE	OF SCHEDULE	RPI	RPI	RPI	RPI
DIV. I ONLY	11- 15	220	4- 6	347	341	308	308	31	31	
DIV. I NON-CONF.	3- 5	218	0- 0	337	234	294	294	31	31	
TOTALS	RPI 1-25	RPI 26-50	W-L RECORDS	RPI 51-100	RPI 101-150	RPI 150+				
11- 15	0- 1	0- 0	OVERALL	0- 1	0- 1	11- 12				
6- 6	0- 0	0- 0	HOME	0- 0	0- 0	6- 6				
5- 9	0- 1	0- 0	AWAY	0- 1	0- 1	5- 6				
0- 0	0- 0	0- 0	NEUTRAL	0- 0	0- 0	0- 0				
3- 5	0- 1	0- 0	NON-CONFERENCE	0- 1	0- 1	3- 2				
2- 1	0- 0	0- 0	HOME	0- 0	0- 0	2- 1				
1- 4	0- 1	0- 0	AWAY	0- 1	0- 1	1- 1				
0- 0	0- 0	0- 0	NEUTRAL	0- 0	0- 0	0- 0				
8- 10	0- 0	0- 0	CONFERENCE	0- 0	0- 0	8- 10				
4- 5	0- 0	0- 0	HOME	0- 0	0- 0	4- 5				
4- 5	0- 0	0- 0	AWAY	0- 0	0- 0	4- 5				
0- 0	0- 0	0- 0	NEUTRAL	0- 0	0- 0	0- 0				

RPI 1-25				RPI 26-50				RPI 51-100				RPI 101+ Team's RPI: 308			
RPI	S	Opponent	Score	RPI	S	Opponent	Score	RPI	S	Opponent	Score	RPI	S	Opponent	Score
12	A	Kentucky	24 92					74	A	Tulane	49 92	114	A	Northwestern St.	54 59
												155	A	Southern U.	57 84
												155	H	Southern U.	57 66
												186	A	Grambling	61 75
												186	H	Grambling	58 79
												235	A	Texas Southern	47 66
												235	H	Texas Southern	36 62
												251	A	Alabama St.	57 63
												251	H	Alabama St.	70 69
												279	A	Prairie View	77 67
												279	H	Prairie View	52 62
												295	A	Alcorn	73 66
												295	H	Alcorn	79 65
												296	H	Jacksonville St.	71 65
												317	A	Southeastern La.	79 72
												331	A	New Orleans	68 85
												333	A	Ark.-Pine Bluff	66 71
												333	H	Ark.-Pine Bluff	59 66
												335	H	Lipscomb	53 52
												343	H	Chicago St.	59 76
												346	A	Alabama A&M	69 66
												346	H	Alabama A&M	59 58
												349	A	Mississippi Val.	72 46
												349	H	Mississippi Val.	70 43
LAST 12 Division I GAMES:															
346	A	Alabama A&M	69 66	235	A	Texas Southern	47 66	346	H	Alabama A&M	59 58				
251	A	Alabama St.	57 63	155	H	Southern U.	57 66	349	A	Mississippi Val.	72 46				
333	H	Ark.-Pine Bluff	59 66	295	H	Alcorn	79 65	349	H	Mississippi Val.	70 43				
349	H	Mississippi Val.	70 43	333	A	Ark.-Pine Bluff	66 71								
186	A	Grambling	61 75	349	A	Mississippi Val.	72 46								
279	A	Prairie View	77 67	186	H	Grambling	58 79								

Non-Div I Games: Fisk 78 58 Blue Mountain 74 52 Mobile 100 57

Jackson St.

Loss, Non-Conf, S Site, H Home A Away N Neutral

Jacksonville

Through Games Of March 5, 2016

Average RPI Win:	287	WON-LOST	WINNING	LAST 10	STRENGTH OF	OPP. STRENGTH	TEAM	ADJ.	CONF.	ADJ CONF.
Average RPI Loss:	120	RECORD	PCT. RANK	GAMES	SCHEDULE	OF SCHEDULE	RPI	RPI	RPI	RPI
DIV. I ONLY	18- 10	89	7- 3	300	264	152	152	29	29	
DIV. I NON-CONF.	6- 7	176	0- 0	240	191	191	191	28	28	
TOTALS	RPI 1-25	RPI 26-50	W-L RECORDS	RPI 51-100	RPI 101-150	RPI 150+				
18- 10	0- 2	0- 1	OVERALL	0- 2	0- 2	18- 3				
11- 1	0- 0	0- 0	HOME	0- 1	0- 0	11- 0				
6- 8	0- 1	0- 1	AWAY	0- 0	0- 1	6- 0				
1- 1	0- 0	0- 0	NEUTRAL	0- 0	0- 0	1- 1				
6- 7	0- 2	0- 1	NON-CONFERENCE	0- 0	0- 2	6- 2				
4- 0	0- 0	0- 0	HOME	0- 0	0- 0	4- 0				
1- 6	0- 2	0- 1	AWAY	0- 0	0- 2	1- 1				
1- 1	0- 0	0- 0	NEUTRAL	0- 0	0- 0	1- 1				
12- 3	0- 0	0- 0	CONFERENCE	0- 2	0- 0	12- 1				
7- 1	0- 0	0- 0	HOME	0- 1	0- 0	7- 0				
5- 2	0- 0	0- 0	AWAY	0- 1	0- 0	5- 1				
0- 0	0- 0	0- 0	NEUTRAL	0- 0	0- 0	0- 0				

RPI 1-25				RPI 26-50				RPI 51-100				RPI 101+ Team's RPI: 152			
RPI	S	Opponent	Score	RPI	S	Opponent	Score	RPI	S	Opponent	Score	RPI	S	Opponent	Score
13	A	Syracuse	49 65	26	A	South Fla.	52 74	68	A	FGCU	39 58	138	A	Wake Forest	51 57
15	A	Florida St.	60 77					68	H	FGCU	55 59	147	A	UT Arlington	54 56
												194	A	Stetson	61 66
												194	H	Stetson	69 49
												210	A	USC Upstate	49 43
												210	H	USC Upstate	75 69
												214	N	Dartmouth	51 44
												242	A	Bethune-Cookman	63 53
												257	N	Bowling Green	69 72
												263	H	Murray St.	79 54
												269	A	UNCW	49 51
												286	A	Kennesaw St.	67 42
												286	H	Kennesaw St.	78 63
												292	H	Savannah St.	65 52
												310	H	FIU	80 44
												312	H	South Carolina St.	79 47
												325	A	North Florida	73 39
												325	H	North Florida	65 51
												335	A	Lipscomb	76 55
												335	H	Lipscomb	81 51
												335	H	Lipscomb	80 51
												342	A	NJIT	65 36
												342	H	NJIT	68 37
LAST 12 Division I GAMES:															
335	H	Lipscomb	80 51	68	H	FGCU	55 59	194	A	Stetson	61 66				
325	H	North Florida	65 51	68	A	FGCU	39 58	194	H	Stetson	69 49				
210	H	USC Upstate	75 69	342	A	NJIT	65 36	210	A	USC Upstate	49 43				
342	H	NJIT	68 37												
335	A	Lipscomb	76 55												
286	A	Kennesaw St.	67 42												

Non-Div I Games: Edward Waters 90 51 Thomas (GA) 88 50

Jacksonville

Loss, Non-Conf, S Site, H Home A Away N Neutral

Average RPI Win:	277	WON-LOST	WINNING	LAST 10	STRENGTH OF	OPP. STRENGTH	TEAM	ADJ.	CONF.	ADJ CONF.
Average RPI Loss:	196	RECORD	PCT. RANK	GAMES	SCHEDULE	OF SCHEDULE	RPI	RPI	RPI	RPI
DIV. I ONLY	9- 18	266	3- 7	302	299	296	296	24	24	
DIV. I NON-CONF.	4- 7	222	0- 0	276	338	268	268	24	24	
TOTALS	RPI 1-25	RPI 26-50	W-L RECORDS	RPI 51-100	RPI 101-150	RPI 150+				
9- 18	0- 0	0- 0	OVERALL	0- 3	0- 5	9- 10				
6- 6	0- 0	0- 0	HOME	0- 1	0- 3	6- 2				
3- 12	0- 0	0- 0	AWAY	0- 2	0- 2	3- 8				
0- 0	0- 0	0- 0	NEUTRAL	0- 0	0- 0	0- 0				
4- 7	0- 0	0- 0	NON-CONFERENCE	0- 1	0- 3	4- 3				
3- 1	0- 0	0- 0	HOME	0- 0	0- 1	3- 0				
1- 6	0- 0	0- 0	AWAY	0- 1	0- 2	1- 3				
0- 0	0- 0	0- 0	NEUTRAL	0- 0	0- 0	0- 0				
5- 11	0- 0	0- 0	CONFERENCE	0- 2	0- 2	5- 7				
3- 5	0- 0	0- 0	HOME	0- 1	0- 2	3- 2				
2- 6	0- 0	0- 0	AWAY	0- 1	0- 0	2- 5				
0- 0	0- 0	0- 0	NEUTRAL	0- 0	0- 0	0- 0				

RPI S	Opponent	Score	RPI S	Opponent	Score	RPI S	Opponent	Score	RPI S	Opponent	Score	Team's RPI: 296
						63	A Purdue	48 67	104	H UT Martin	53 63	
						78	A Belmont	42 56	108	A Memphis	55 70	
						78	H Belmont	32 44	111	H Samford	39 50	
									112	A Mercer	39 46	
									145	H SIUE	57 62	
									178	A Eastern Ky.	56 54	
									178	H Eastern Ky.	50 76	
									232	A Southeast Mo. St.	47 61	
									256	A Tennessee St.	40 50	
									256	H Tennessee St.	69 55	
									263	A Murray St.	74 71	
									270	A Austin Peay	59 61	
									280	A Tennessee Tech	49 51	
									280	H Tennessee Tech	55 46	
									286	H Kennesaw St.	61 52	
									290	A Ga. Southern	56 60	
									292	H Savannah St.	50 35	
									295	H Alcorn	67 65	
									304	A Nicholls St.	63 49	
									305	A Wofford	54 66	
									306	A Morehead St.	63 67	
									306	H Morehead St.	66 70	
									308	A Jackson St.	65 71	
									339	H Eastern Ill.	60 52	
LAST 12 Division I GAMES:												
306	H	Morehead St.	66	70	256	H	Tennessee St.	69	55			
256	A	Tennessee St.	40	50	178	A	Eastern Ky.	56	54			
178	H	Eastern Ky.	50	76	306	A	Morehead St.	63	67			
280	A	Tennessee Tech	49	51	78	H	Belmont	32	44			
78	A	Belmont	42	56	104	H	UT Martin	53	63			
280	H	Tennessee Tech	55	46	232	A	Southeast Mo. St.	47	61			

Non-Div I Games: Tuskegee 74 47

Jacksonville St.

Loss, Non-Conf, S Site, H Home A Away N Neutral

Average RPI Win:	185	WON-LOST	WINNING	LAST 10	STRENGTH OF	OPP. STRENGTH	TEAM	ADJ.	CONF.	ADJ CONF.
Average RPI Loss:	54	RECORD	PCT. RANK	GAMES	SCHEDULE	OF SCHEDULE	RPI	RPI	RPI	RPI
DIV. I ONLY	24- 5	21	10- 0	115	104	36	36	12	12	
DIV. I NON-CONF.	7- 4	110	0- 0	85	56	84	84	10	10	
TOTALS	RPI 1-25	RPI 26-50	W-L RECORDS	RPI 51-100	RPI 101-150	RPI 150+				
24- 5	0- 3	0- 1	OVERALL	6- 0	1- 0	17- 1				
14- 0	0- 0	0- 0	HOME	3- 0	1- 0	10- 0				
10- 3	0- 1	0- 1	AWAY	3- 0	0- 0	7- 1				
0- 2	0- 2	0- 0	NEUTRAL	0- 0	0- 0	0- 0				
7- 4	0- 3	0- 1	NON-CONFERENCE	0- 0	1- 0	6- 0				
5- 0	0- 0	0- 0	HOME	0- 0	1- 0	4- 0				
2- 2	0- 1	0- 1	AWAY	0- 0	0- 0	2- 0				
0- 2	0- 2	0- 0	NEUTRAL	0- 0	0- 0	0- 0				
17- 1	0- 0	0- 0	CONFERENCE	6- 0	0- 0	11- 1				
9- 0	0- 0	0- 0	HOME	3- 0	0- 0	6- 0				
8- 1	0- 0	0- 0	AWAY	3- 0	0- 0	5- 1				
0- 0	0- 0	0- 0	NEUTRAL	0- 0	0- 0	0- 0				

RPI 1-25				RPI 26-50				Team's RPI: 36				RPI 51-100				RPI 101+			
RPI	S	Opponent	Score	RPI	S	Opponent	Score	RPI	S	Opponent	Score	RPI	S	Opponent	Score	RPI	S	Opponent	Score
2	N	Baylor	63 77	34	A	St. Bonaventure	45 56	65	A	Hofstra	71 54	127	H	Liberty	72 56				
8	A	UCLA	61 90					65	H	Hofstra	57 42	160	A	Northeastern	61 52				
21	N	West Virginia	62 69					79	A	Drexel	59 55	160	H	Northeastern	85 62				
								79	H	Drexel	67 56	163	A	Delaware	65 43				
								88	A	Elon	81 76	163	H	Delaware	75 55				
								88	H	Elon	73 72	187	H	Davidson	87 45				
												196	A	Richmond	73 47				
												203	A	William & Mary	59 65				
												203	H	William & Mary	83 63				
												207	A	Hampton	68 56				
												223	A	Col. of Charleston	76 46				
												223	H	Col. of Charleston	83 61				
												254	H	Morgan St.	92 31				
												269	A	UNCW	77 41				
												269	H	UNCW	60 40				
												276	H	American	74 45				
												293	A	Towson	64 57				
												293	H	Towson	61 45				
												309	H	Longwood	88 30				
LAST 12 Division I GAMES:																			
223	A	Col. of Charleston	76 46	65	H	Hofstra	57 42												
163	A	Delaware	65 43	79	A	Drexel	59 55												
88	H	Elon	73 72	160	A	Northeastern	61 52												
269	A	UNCW	77 41	65	A	Hofstra	71 54												
293	H	Towson	61 45	269	H	UNCW	60 40												
203	H	William & Mary	83 63	163	H	Delaware	75 55												

Non-Div I Games:

James Madison

■ Loss,
 ■ Non-Conf, S Site,
 ■ Home
 ■ Away
 N Neutral

Kansas

Through Games Of March 5, 2016

Average RPI Win:	177	WON-LOST	WINNING	LAST 10	STRENGTH OF	OPP. STRENGTH	TEAM	ADJ.	CONF.	ADJ CONF.
Average RPI Loss:	76	RECORD	PCT. RANK	GAMES	SCHEDULE	OF SCHEDULE	RPI	RPI	RPI	RPI
DIV. I ONLY	6- 25	315	1- 9	25	34	217	217	3	3	
DIV. I NON-CONF.	5- 6	180	0- 0	214	197	241	241	3	3	
TOTALS	RPI 1-25	RPI 26-50	W-L RECORDS	RPI 51-100	RPI 101-150	RPI 150+				
6- 25	0- 7	0- 6	OVERALL	0- 2	3- 8	3- 2				
4- 13	0- 3	0- 3	HOME	0- 2	2- 4	2- 1				
0- 11	0- 3	0- 3	AWAY	0- 0	0- 4	0- 1				
2- 1	0- 1	0- 0	NEUTRAL	0- 0	1- 0	1- 0				
5- 6	0- 0	0- 0	NON-CONFERENCE	0- 2	2- 2	3- 2				
4- 4	0- 0	0- 0	HOME	0- 2	2- 1	2- 1				
0- 2	0- 0	0- 0	AWAY	0- 0	0- 1	0- 1				
1- 0	0- 0	0- 0	NEUTRAL	0- 0	0- 0	1- 0				
1- 19	0- 7	0- 6	CONFERENCE	0- 0	1- 6	0- 0				
0- 9	0- 3	0- 3	HOME	0- 0	0- 3	0- 0				
0- 9	0- 3	0- 3	AWAY	0- 0	0- 3	0- 0				
1- 1	0- 1	0- 0	NEUTRAL	0- 0	1- 0	0- 0				

RPI 1-25				RPI 26-50				RPI 51-100				RPI 101+ Team's RPI: 217			
RPI	S	Opponent	Score	RPI	S	Opponent	Score	RPI	S	Opponent	Score	RPI	S	Opponent	Score
2	A	Baylor	49 81	28	A	Oklahoma St.	49 71	54	H	St. John's (NY)	71 86	102	A	TCU	52 55
2	H	Baylor	40 58	28	H	Oklahoma St.	46 74	94	H	Washington St.	53 66	102	H	TCU	44 70
7	A	Texas	46 70	29	A	Oklahoma	44 67					102	N	TCU	81 64
7	H	Texas	38 75	29	H	Oklahoma	66 72					108	H	Memphis	72 63
7	N	Texas	50 66	47	A	Kansas St.	67 81					123	A	Arizona	52 67
21	A	West Virginia	35 72	47	H	Kansas St.	46 59					125	A	Iowa St.	49 65
21	H	West Virginia	45 65									125	H	Iowa St.	53 63
												128	H	Creighton	67 54
												135	A	Texas Tech	44 54
												135	H	Texas Tech	58 69
												143	H	Oral Roberts	63 70
												192	A	SMU	64 73
												228	H	Navy	61 54
												235	H	Texas Southern	72 65
												259	N	Northern Ill.	66 58
												302	H	UMKC	44 47
LAST 12 Division I GAMES:															
		7 N Texas	50 66			102 H TCU	44 70								
		102 N TCU	81 64			47 A Kansas St.	67 81								
		102 A TCU	52 55			2 A Baylor	49 81								
		135 H Texas Tech	58 69			125 H Iowa St.	53 63								
		28 A Oklahoma St.	49 71			135 A Texas Tech	44 54								
		29 H Oklahoma	66 72			7 A Texas	46 70								

Non-Div I Games:

Kansas

Loss, Non-Conf, S Site, H Home A Away N Neutral

Average RPI Win:	154	WON-LOST	WINNING	LAST 10	STRENGTH OF	OPP. STRENGTH	TEAM	ADJ.	CONF.	ADJ CONF.
Average RPI Loss:	31	RECORD	PCT. RANK	GAMES	SCHEDULE	OF SCHEDULE	RPI	RPI	RPI	RPI
DIV. I ONLY	18- 12	114	4- 6	10	58	47	47	3	3	
DIV. I NON-CONF.	10- 1	19	0- 0	51	274	11	11	3	3	
TOTALS	RPI 1-25	RPI 26-50	W-L RECORDS	RPI 51-100	RPI 101-150	RPI 150+				
18- 12	0- 8	2- 2	OVERALL	2- 0	5- 2	9- 0				
13- 4	0- 3	2- 0	HOME	2- 0	3- 1	6- 0				
5- 7	0- 4	0- 2	AWAY	0- 0	2- 1	3- 0				
0- 1	0- 1	0- 0	NEUTRAL	0- 0	0- 0	0- 0				
10- 1	0- 1	0- 0	NON-CONFERENCE	2- 0	1- 0	7- 0				
8- 0	0- 0	0- 0	HOME	2- 0	1- 0	5- 0				
2- 1	0- 1	0- 0	AWAY	0- 0	0- 0	2- 0				
0- 0	0- 0	0- 0	NEUTRAL	0- 0	0- 0	0- 0				
8- 11	0- 7	2- 2	CONFERENCE	0- 0	4- 2	2- 0				
5- 4	0- 3	2- 0	HOME	0- 0	2- 1	1- 0				
3- 6	0- 3	0- 2	AWAY	0- 0	2- 1	1- 0				
0- 1	0- 1	0- 0	NEUTRAL	0- 0	0- 0	0- 0				

RPI 1-25				RPI 26-50				Team's RPI: 47		RPI 51-100				RPI 101+					
RPI	S	Opponent	Score	RPI	S	Opponent	Score		RPI	S	Opponent	Score	RPI	S	Opponent	Score			
2	A	Baylor	52 87	28	A	Oklahoma St.	51 59		62	H	South Dakota	84 81	102	A	TCU	73 87			
2	H	Baylor	52 63	28	H	Oklahoma St.	47 44		76	H	Abilene Christian	76 45	102	H	TCU	58 49			
4	A	UConn	57 97	29	A	Oklahoma	58 68						125	A	Iowa St.	68 53			
7	A	Texas	51 58	29	H	Oklahoma	87 71						125	H	Iowa St.	79 84			
7	H	Texas	51 66										135	A	Texas Tech	65 53			
21	A	West Virginia	44 64										135	H	Texas Tech	65 53			
21	H	West Virginia	53 72										147	H	UT Arlington	61 41			
21	N	West Virginia	65 74										155	H	Southern U.	59 47			
																164	H	Fla. Atlantic	102 53
																188	A	Tulsa	75 67
																191	H	UTRGV	61 43
																217	A	Kansas	59 46
																217	H	Kansas	81 67
																226	H	Western Ill.	84 45
																236	H	Sam Houston St.	78 50
																343	A	Chicago St.	63 54
LAST 12 Division I GAMES:																			
																217	H	Kansas	81 67
																29	H	Oklahoma	87 71
																21	A	West Virginia	44 64
																2	A	Baylor	52 87
																7	H	Texas	51 66
																135	A	Texas Tech	65 53
																21	N	West Virginia	65 74
																28	A	Oklahoma St.	51 59
																2	H	Baylor	52 63
																125	A	Iowa St.	68 53
																135	H	Texas Tech	65 53
																7	A	Texas	51 58

Non-Div I Games:

Kansas St.

Average RPI Win: 311		WON-LOST	WINNING	LAST 10	STRENGTH OF	OPP. STRENGTH	TEAM	ADJ.	CONF.	ADJ CONF.
Average RPI Loss: 182		RECORD	PCT. RANK	GAMES	SCHEDULE	OF SCHEDULE	RPI	RPI	RPI	RPI
DIV. I ONLY		10- 19	260	4- 6	287	319	286	286	29	29
DIV. I NON-CONF.		4- 10	253	0- 0	271	331	309	309	28	28
TOTALS		RPI 1-25	RPI 26-50	W-L RECORDS	RPI 51-100	RPI 101-150	RPI 150+			
10- 19	0- 1		0- 1	OVERALL	0- 2	0- 1	10- 14			
7- 6	0- 0		0- 0	HOME	0- 1	0- 1	7- 4			
3- 13	0- 1		0- 1	AWAY	0- 1	0- 0	3- 10			
0- 0	0- 0		0- 0	NEUTRAL	0- 0	0- 0	0- 0			
4- 10	0- 1		0- 1	NON-CONFERENCE	0- 0	0- 1	4- 7			
4- 2	0- 0		0- 0	HOME	0- 0	0- 1	4- 1			
0- 8	0- 1		0- 1	AWAY	0- 0	0- 0	0- 6			
0- 0	0- 0		0- 0	NEUTRAL	0- 0	0- 0	0- 0			
6- 9	0- 0		0- 0	CONFERENCE	0- 2	0- 0	6- 7			
3- 4	0- 0		0- 0	HOME	0- 1	0- 0	3- 3			
3- 5	0- 0		0- 0	AWAY	0- 1	0- 0	3- 4			
0- 0	0- 0		0- 0	NEUTRAL	0- 0	0- 0	0- 0			

RPI 1-25					
RPI	S	Opponent	Score		
24	A	Florida	57	84	
RPI 26-50					
RPI	S	Opponent	Score		
39	A	Georgia	34	89	
RPI 51-100					
RPI	S	Opponent	Score		
68	A	FGCU	41	63	
68	H	FGCU	47	78	
RPI 101+					
RPI	S	Opponent	Score		
112	H	Mercer	61	72	
152	A	Jacksonville	63	78	
152	H	Jacksonville	42	67	
167	A	Xavier	59	62	
194	A	Stetson	62	77	
194	A	Stetson	56	74	
194	H	Stetson	54	57	
206	A	Gardner-Webb	56	70	
208	H	Presbyterian	49	47	
210	A	USC Upstate	57	66	
210	H	USC Upstate	53	61	
270	H	Austin Peay	73	65	
273	H	Georgia St.	62	66	
296	A	Jacksonville St.	52	61	
297	A	Florida A&M	67	69	
300	H	Western Caro.	65	53	
305	A	Wofford	59	70	
306	A	Morehead St.	77	83	
325	A	North Florida	70	55	
325	H	North Florida	76	54	
331	H	New Orleans	60	53	
335	A	Lipscomb	68	64	
335	H	Lipscomb	55	54	
342	A	NJIT	82	77	
342	H	NJIT	64	48	
342	H	NJIT	64	48	
Team's RPI: 286					
LAST 12 Division I GAMES:					
194	A	Stetson	56	74	
335	A	Lipscomb	68	64	
194	A	Stetson	62	77	
68	A	FGCU	41	63	
325	H	North Florida	76	54	
152	H	Jacksonville	42	67	
210	H	USC Upstate	53	61	
342	A	NJIT	82	77	
210	A	USC Upstate	57	66	
342	H	NJIT	64	48	
68	H	FGCU	47	78	
194	H	Stetson	54	57	

Non-Div I Games:	Thomas (GA)	70	41
------------------	-------------	----	----

Kennesaw St.

Loss, Non-Conf, S Site, H Home A Away N Neutral

Average RPI Win:	244	WON-LOST	WINNING	LAST 10	STRENGTH OF	OPP. STRENGTH	TEAM	ADJ.	CONF.	ADJ CONF.
Average RPI Loss:	156	RECORD	PCT. RANK	GAMES	SCHEDULE	OF SCHEDULE	RPI	RPI	RPI	RPI
DIV. I ONLY	5- 22	316	2- 8	205	159	319	319	11	11	
DIV. I NON-CONF.	2- 7	280	0- 0	324	270	343	343	13	13	
TOTALS	RPI 1-25	RPI 26-50	W-L RECORDS	RPI 51-100	RPI 101-150	RPI 150+				
5- 22	0- 0	0- 2	OVERALL	1- 3	0- 10	4- 7				
5- 10	0- 0	0- 1	HOME	1- 1	0- 5	4- 3				
0- 12	0- 0	0- 1	AWAY	0- 2	0- 5	0- 4				
0- 0	0- 0	0- 0	NEUTRAL	0- 0	0- 0	0- 0				
2- 7	0- 0	0- 0	NON-CONFERENCE	0- 1	0- 2	2- 4				
2- 4	0- 0	0- 0	HOME	0- 1	0- 1	2- 2				
0- 3	0- 0	0- 0	AWAY	0- 0	0- 1	0- 2				
0- 0	0- 0	0- 0	NEUTRAL	0- 0	0- 0	0- 0				
3- 15	0- 0	0- 2	CONFERENCE	1- 2	0- 8	2- 3				
3- 6	0- 0	0- 1	HOME	1- 0	0- 4	2- 1				
0- 9	0- 0	0- 1	AWAY	0- 2	0- 4	0- 2				
0- 0	0- 0	0- 0	NEUTRAL	0- 0	0- 0	0- 0				

RPI	S	Opponent	Score	RPI	S	Opponent	Score	RPI	S	Opponent	Score	RPI	S	Opponent	Score	Team's RPI: 319
42	A	Ohio	52	86	57	H	Ball St.	59	50	105	A	Toledo	67	73		
42	H	Ohio	54	93	70	A	Central Mich.	61	81	105	H	Toledo	64	67		
					80	H	Minnesota	73	85	106	H	Wright St.	68	73		
					85	A	Eastern Mich.	51	72	122	A	Akron	66	78		
										122	H	Akron	60	70		
										126	A	Youngstown St.	61	91		
										131	A	Buffalo	47	63		
										131	H	Buffalo	66	77		
										140	A	Western Mich.	52	73		
										140	H	Western Mich.	53	65		
										205	H	Brown	57	62		
										257	A	Bowling Green	49	71		
										257	H	Bowling Green	55	65		
										259	H	Northern Ill.	95	85		
										261	H	Cleveland St.	49	60		
										282	A	Miami (OH)	52	55		
										282	H	Miami (OH)	59	53		
										299	H	Colgate	76	71		
										303	A	Bradley	60	68		
										315	A	IPFW	68	86		
										324	H	North Dakota St.	75	54		
LAST 12 Division I GAMES:																
131	A	Buffalo	47	63	57	H	Ball St.	59	50							
282	H	Miami (OH)	59	53	105	H	Toledo	64	67							
122	H	Akron	60	70	282	A	Miami (OH)	52	55							
42	A	Ohio	52	86	140	H	Western Mich.	53	65							
257	H	Bowling Green	55	65	259	H	Northern Ill.	95	85							
122	A	Akron	66	78	257	A	Bowling Green	49	71							

Non-Div I Games: Malone 73 59

Kent St.

Average RPI Win:	110	WON-LOST	WINNING	LAST 10	STRENGTH OF	OPP. STRENGTH	TEAM	ADJ.	CONF.	ADJ CONF.
Average RPI Loss:	48	RECORD	PCT. RANK	GAMES	SCHEDULE	OF SCHEDULE	RPI	RPI	RPI	RPI
DIV. I ONLY	23- 7	41	8- 2	11	15	12	12	2	2	
DIV. I NON-CONF.	11- 0	1	0- 0	111	66	10	10	2	2	
TOTALS	RPI 1-25	RPI 26-50	W-L RECORDS	RPI 51-100	RPI 101-150	RPI 150+				
23- 7	6- 4	3- 0	OVERALL	4- 2	4- 0	6- 1				
14- 2	2- 1	2- 0	HOME	2- 1	2- 0	6- 0				
7- 4	3- 2	1- 0	AWAY	2- 1	1- 0	0- 1				
2- 1	1- 1	0- 0	NEUTRAL	0- 0	1- 0	0- 0				
11- 0	2- 0	1- 0	NON-CONFERENCE	2- 0	1- 0	5- 0				
8- 0	1- 0	1- 0	HOME	1- 0	0- 0	5- 0				
3- 0	1- 0	0- 0	AWAY	1- 0	1- 0	0- 0				
0- 0	0- 0	0- 0	NEUTRAL	0- 0	0- 0	0- 0				
12- 7	4- 4	2- 0	CONFERENCE	2- 2	3- 0	1- 1				
6- 2	1- 1	1- 0	HOME	1- 1	2- 0	1- 0				
4- 4	2- 2	1- 0	AWAY	1- 1	0- 0	0- 1				
2- 1	1- 1	0- 0	NEUTRAL	0- 0	1- 0	0- 0				

RPI S	Opponent	Score	RPI S	Opponent	Score	RPI S	Opponent	Score	RPI S	Opponent	Score
3	A South Carolina	68 78	39	A Georgia	64 53	56	A Auburn	61 66	119	H LSU	70 58
3	H South Carolina	62 73	43	H Missouri	69 59	56	H Auburn	54 47	119	N LSU	79 71
3	N South Carolina	63 93	50	H Duke	71 61	67	A Middle Tenn.	68 52	139	H Arkansas	77 63
11	A Arizona St.	68 64				73	A Vanderbilt	71 55	149	A Northern Ky.	84 65
14	H Louisville	72 54				73	H Vanderbilt	69 71	161	H Alabama	73 48
20	A Texas A&M	71 58				85	H Eastern Mich.	89 67	177	A Ole Miss	65 73
22	A Mississippi St.	83 60							199	H Colorado	86 61
24	A Florida	79 85							234	H Rice	72 39
24	N Florida	92 69							256	H Tennessee St.	81 39
25	H Tennessee	64 63							306	H Morehead St.	112 57
									308	H Jackson St.	92 24
LAST 12 Division I GAMES:											
3	N South Carolina	63 93	22	A Mississippi St.	83 60						
24	N Florida	92 69	73	A Vanderbilt	71 55						
119	N LSU	79 71	119	H LSU	70 58						
20	A Texas A&M	71 58	3	A South Carolina	68 78						
43	H Missouri	69 59	24	A Florida	79 85						
139	H Arkansas	77 63	73	H Vanderbilt	69 71						

Non-Div I Games:

Kentucky

■ Loss,
■ Non-Conf, S Site,
■ Home
■ Away
N Neutral

Average RPI Win:	313	WON-LOST	WINNING	LAST 10	STRENGTH OF	OPP. STRENGTH	TEAM	ADJ.	CONF.	ADJ CONF.
Average RPI Loss:	234	RECORD	PCT. RANK	GAMES	SCHEDULE	OF SCHEDULE	RPI	RPI	RPI	RPI
DIV. I ONLY	9- 20	275	4- 6	339	342	327	327	30	30	
DIV. I NON-CONF.	2- 9	296	0- 0	319	304	331	331	32	32	
TOTALS	RPI 1-25	RPI 26-50	W-L RECORDS	RPI 51-100	RPI 101-150	RPI 150+				
9- 20	0- 1	0- 0	OVERALL	0- 0	0- 1	9- 18				
3- 11	0- 1	0- 0	HOME	0- 0	0- 0	3- 10				
6- 7	0- 0	0- 0	AWAY	0- 0	0- 1	6- 6				
0- 2	0- 0	0- 0	NEUTRAL	0- 0	0- 0	0- 2				
2- 9	0- 1	0- 0	NON-CONFERENCE	0- 0	0- 1	2- 7				
0- 5	0- 1	0- 0	HOME	0- 0	0- 0	0- 4				
2- 2	0- 0	0- 0	AWAY	0- 0	0- 1	2- 1				
0- 2	0- 0	0- 0	NEUTRAL	0- 0	0- 0	0- 2				
7- 11	0- 0	0- 0	CONFERENCE	0- 0	0- 0	7- 11				
3- 6	0- 0	0- 0	HOME	0- 0	0- 0	3- 6				
4- 5	0- 0	0- 0	AWAY	0- 0	0- 0	4- 5				
0- 0	0- 0	0- 0	NEUTRAL	0- 0	0- 0	0- 0				

RPI	S	Opponent	Score	RPI	S	Opponent	Score	RPI	S	Opponent	Score	RPI	S	Opponent	Score	Team's RPI: 327
15	H	Florida St.	42 78									131	A	Buffalo	38 55	
												156	A	Stony Brook	54 71	
												198	A	Sacred Heart	47 71	
												198	H	Sacred Heart	53 62	
												209	A	Robert Morris	53 69	
												209	H	Robert Morris	49 52	
												227	A	Bryant	55 63	
												227	H	Bryant	53 62	
												228	A	Navy	68 66	
												236	H	Sam Houston St.	56 63	
												242	N	Bethune-Cookman	55 68	
												248	H	Columbia	74 84	
												265	A	Saint Francis (PA)	64 72	
												265	H	Saint Francis (PA)	75 84	
												275	A	Central Conn. St.	59 45	
												275	H	Central Conn. St.	57 65	
												282	N	Miami (OH)	49 68	
												299	H	Colgate	53 63	
												316	A	Fairleigh Dickinson	58 75	
												316	H	Fairleigh Dickinson	65 62	
												318	A	Mt. St. Mary's	61 51	
												318	H	Mt. St. Mary's	53 50	
												332	A	Howard	89 72	
												337	A	St. Francis Brooklyn	65 62	
												337	H	St. Francis Brooklyn	51 71	
												342	H	NJIT	44 53	
LAST 12 Division I GAMES:																
345	H	Wagner	71 66	198	A	Sacred Heart	47 71									
227	H	Bryant	53 62	318	H	Mt. St. Mary's	53 50									
209	A	Robert Morris	53 69	198	H	Sacred Heart	53 62									
265	A	Saint Francis (PA)	64 72	316	H	Fairleigh Dickinson	65 62									
275	H	Central Conn. St.	57 65	316	A	Fairleigh Dickinson	58 75									
337	A	St. Francis Brooklyn	65 62	337	H	St. Francis Brooklyn	51 71									

Non-Div I Games:

LIU Brooklyn

■ Loss,
 ■ Non-Conf, S Site,
 ■ Home
 ■ Away
 N Neutral

RPI	S	Opponent	Score	
345	A	Wagner	73	63
345	H	Wagner	71	66

L
I
U
B
r
o
o
k
l
y
n

L
I
U
B
r
o
o
k
l
y
n

LIU Brooklyn

Average RPI Win:	157	WON-LOST	WINNING	LAST 10	STRENGTH OF	OPP. STRENGTH	TEAM	ADJ.	CONF.	ADJ CONF.
Average RPI Loss:	55	RECORD	PCT. RANK	GAMES	SCHEDULE	OF SCHEDULE	RPI	RPI	RPI	RPI
DIV. I ONLY	10- 21	270	2- 8	3	51	119	119	2	2	
DIV. I NON-CONF.	6- 7	176	0- 0	21	190	109	109	2	2	
TOTALS	RPI 1-25	RPI 26-50	W-L RECORDS	RPI 51-100	RPI 101-150	RPI 150+				
10- 21	1- 9	1- 2	OVERALL	0- 6	2- 3	6- 1				
6- 7	1- 3	0- 1	HOME	0- 1	1- 2	4- 0				
2- 11	0- 5	1- 1	AWAY	0- 3	1- 1	0- 1				
2- 3	0- 1	0- 0	NEUTRAL	0- 2	0- 0	2- 0				
6- 7	0- 1	0- 0	NON-CONFERENCE	0- 4	2- 2	4- 0				
4- 1	0- 0	0- 0	HOME	0- 0	1- 1	3- 0				
1- 4	0- 1	0- 0	AWAY	0- 2	1- 1	0- 0				
1- 2	0- 0	0- 0	NEUTRAL	0- 2	0- 0	1- 0				
4- 14	1- 8	1- 2	CONFERENCE	0- 2	0- 1	2- 1				
2- 6	1- 3	0- 1	HOME	0- 1	0- 1	1- 0				
1- 7	0- 4	1- 1	AWAY	0- 1	0- 0	0- 1				
1- 1	0- 1	0- 0	NEUTRAL	0- 0	0- 0	1- 0				

RPI	S	Opponent	Score	RPI	S	Opponent	Score	RPI	S	Opponent	Score	RPI	S	Opponent	Score	Team's RPI: 119
3	A	South Carolina	39 75	39	A	Georgia	53 46	52	A	Rutgers	57 69	103	A	Little Rock	57 51	
4	A	UConn	40 86	39	H	Georgia	47 58	56	H	Auburn	53 63	111	H	Samford	44 47	
12	A	Kentucky	58 70	43	A	Missouri	46 52	63	N	Purdue	52 69	129	H	Long Beach St.	59 53	
12	N	Kentucky	71 79					69	N	Maine	41 52	138	A	Wake Forest	57 60	
20	A	Texas A&M	54 68					73	A	Vanderbilt	42 58	139	H	Arkansas	44 48	
20	H	Texas A&M	35 53					74	A	Tulane	63 67	159	N	Marist	72 49	
22	H	Mississippi St.	52 71									161	A	Alabama	45 62	
24	A	Florida	45 53									161	N	Alabama	58 49	
24	H	Florida	56 82									177	H	Ole Miss	76 57	
25	H	Tennessee	57 56									235	H	Texas Southern	86 36	
												267	H	UC Santa Barbara	68 50	
												272	H	La.-Monroe	61 54	
LAST 12 Division I GAMES:																
12	N	Kentucky	71 79	39	H	Georgia	47 58	12	A	Kentucky	58 70	22	H	Mississippi St.	52 71	
161	N	Alabama	58 49	56	H	Auburn	53 63	56	H	Auburn	53 63	43	A	Missouri	46 52	
3	A	South Carolina	39 75	43	A	Missouri	46 52	39	A	Georgia	53 46					
24	H	Florida	56 82													
25	H	Tennessee	57 56													
20	A	Texas A&M	54 68													

Non-Div I Games:

LSU

■ Loss,
■ Non-Conf,
■ S Site,
■ H Home
■ A Away
N Neutral

Average RPI Win:	252	WON-LOST	WINNING	LAST 10	STRENGTH OF	OPP. STRENGTH	TEAM	ADJ.	CONF.	ADJ CONF.
Average RPI Loss:	131	RECORD	PCT. RANK	GAMES	SCHEDULE	OF SCHEDULE	RPI	RPI	RPI	RPI
DIV. I ONLY	5- 25	322	2- 8	128	129	281	281	7	7	
DIV. I NON-CONF.	3- 10	277	0- 0	137	281	243	243	8	8	
TOTALS	RPI 1-25	RPI 26-50	W-L RECORDS	RPI 51-100	RPI 101-150	RPI 150+				
5- 25	0- 1	0- 5	OVERALL	0- 4	1- 3	4- 12				
2- 11	0- 0	0- 3	HOME	0- 3	1- 0	1- 5				
2- 12	0- 1	0- 2	AWAY	0- 1	0- 2	2- 6				
1- 2	0- 0	0- 0	NEUTRAL	0- 0	0- 1	1- 1				
3- 10	0- 0	0- 3	NON-CONFERENCE	0- 1	0- 2	3- 4				
0- 5	0- 0	0- 2	HOME	0- 1	0- 0	0- 2				
2- 4	0- 0	0- 1	AWAY	0- 0	0- 1	2- 2				
1- 1	0- 0	0- 0	NEUTRAL	0- 0	0- 1	1- 0				
2- 15	0- 1	0- 2	CONFERENCE	0- 3	1- 1	1- 8				
2- 6	0- 0	0- 1	HOME	0- 2	1- 0	1- 3				
0- 8	0- 1	0- 1	AWAY	0- 1	0- 1	0- 4				
0- 1	0- 0	0- 0	NEUTRAL	0- 0	0- 0	0- 1				

RPI	S	Opponent	Score	RPI	S	Opponent	Score	RPI	S	Opponent	Score	RPI	S	Opponent	Score	Team's RPI: 281
18	A	Duquesne	49 74	27	A	Miami (FL)	58 86	53	A	Saint Louis	70 79	113	A	Saint Joseph's	55 64	
				33	A	George Washington	59 83	64	H	Temple	48 77	113	H	Saint Joseph's	75 70	
				34	H	St. Bonaventure	63 70	71	H	VCU	76 84	138	A	Wake Forest	53 61	
				35	H	Penn	68 78	83	H	Dayton	51 67	146	N	Milwaukee	53 69	
				44	H	Villanova	56 67					158	A	Fordham	44 54	
												169	A	George Mason	70 79	
												184	A	UMBC	29 60	
												187	H	Davidson	58 66	
												196	H	Richmond	43 60	
												200	A	Fairfield	59 62	
												209	H	Robert Morris	45 76	
												211	A	Rhode Island	52 62	
												211	H	Rhode Island	61 72	
												221	A	Massachusetts	57 80	
												221	H	Massachusetts	66 57	
												221	N	Massachusetts	65 81	
												239	H	North Texas	63 69	
												246	A	Monmouth	65 50	
												332	A	Howard	71 68	
												347	N	Norfolk St.	67 59	
LAST 12 Division I GAMES:																
				221	N	Massachusetts	65 81	221	H	Massachusetts	66 57					
				221	A	Massachusetts	57 80	71	H	VCU	76 84					
				18	A	Duquesne	49 74	211	A	Rhode Island	52 62					
				34	H	St. Bonaventure	63 70	113	A	Saint Joseph's	55 64					
				113	H	Saint Joseph's	75 70	83	H	Dayton	51 67					
				158	A	Fordham	44 54	53	A	Saint Louis	70 79					

Non-Div I Games:

La Salle

■ Loss,
■ Non-Conf,
■ S Site,
■ H Home
■ A Away
N Neutral

La.-Lafayette

Through Games Of March 5, 2016

Average RPI Win:	221	WON-LOST	WINNING	LAST 10	STRENGTH OF	OPP. STRENGTH	TEAM	ADJ.	CONF.	ADJ CONF.
Average RPI Loss:	164	RECORD	PCT. RANK	GAMES	SCHEDULE	OF SCHEDULE	RPI	RPI	RPI	RPI
DIV. I ONLY	18- 9	78	5- 5	278	186	134	134	15	15	
DIV. I NON-CONF.	5- 2	86	0- 0	326	194	145	145	14	14	
TOTALS	RPI 1-25	RPI 26-50	W-L RECORDS	RPI 51-100	RPI 101-150	RPI 150+				
18- 9	0- 0	0- 2	OVERALL	0- 0	5- 2	13- 5				
9- 3	0- 0	0- 1	HOME	0- 0	2- 1	7- 1				
7- 6	0- 0	0- 1	AWAY	0- 0	2- 1	5- 4				
2- 0	0- 0	0- 0	NEUTRAL	0- 0	1- 0	1- 0				
5- 2	0- 0	0- 0	NON-CONFERENCE	0- 0	1- 0	4- 2				
2- 0	0- 0	0- 0	HOME	0- 0	0- 0	2- 0				
1- 2	0- 0	0- 0	AWAY	0- 0	0- 0	1- 2				
2- 0	0- 0	0- 0	NEUTRAL	0- 0	1- 0	1- 0				
13- 7	0- 0	0- 2	CONFERENCE	0- 0	4- 2	9- 3				
7- 3	0- 0	0- 1	HOME	0- 0	2- 1	5- 1				
6- 4	0- 0	0- 1	AWAY	0- 0	2- 1	4- 2				
0- 0	0- 0	0- 0	NEUTRAL	0- 0	0- 0	0- 0				

RPI 1-25				RPI 26-50				RPI 51-100				RPI 101+				Team's RPI: 134	
RPI	S	Opponent	Score	RPI	S	Opponent	Score	RPI	S	Opponent	Score	RPI	S	Opponent	Score		
				40	A	Arkansas St.	56 83					103	A	Little Rock	65 58		
				40	H	Arkansas St.	62 74					103	H	Little Rock	49 58		
												139	N	Arkansas	67 59		
												141	A	Troy	83 90		
												141	H	Troy	56 53		
												147	A	UT Arlington	59 42		
												147	H	UT Arlington	63 52		
												177	A	Ole Miss	82 78		
												183	A	Louisiana Tech	62 79		
												185	A	South Ala.	59 68		
												185	H	South Ala.	69 50		
												198	N	Sacred Heart	60 58		
												241	A	Texas St.	59 47		
												241	H	Texas St.	42 46		
												262	A	Appalachian St.	59 76		
												262	H	Appalachian St.	60 51		
												267	H	UC Santa Barbara	61 42		
												272	A	La.-Monroe	71 52		
												272	H	La.-Monroe	52 40		
												273	A	Georgia St.	77 57		
												273	H	Georgia St.	65 60		
												285	A	Houston	51 52		
												290	A	Ga. Southern	56 39		
												290	H	Ga. Southern	56 49		
												295	H	Alcorn	73 61		
LAST 12 Division I GAMES:																	
				290	H	Ga. Southern	56 49					103	H	Little Rock	49 58		
				273	H	Georgia St.	65 60					40	H	Arkansas St.	62 74		
				185	A	South Ala.	59 68					262	A	Appalachian St.	59 76		
				141	A	Troy	83 90					272	H	La.-Monroe	52 40		
				241	A	Texas St.	59 47					147	H	UT Arlington	63 52		
				147	A	UT Arlington	59 42					241	H	Texas St.	42 46		

Non-Div I Games: Southern-N.O. 81 28 Dillard 84 36

La.-Lafayette

Loss, Non-Conf, S Site, H Home A Away N Neutral

La.-Monroe

Through Games Of March 5, 2016

Average RPI Win:	255	WON-LOST	WINNING	LAST 10	STRENGTH OF	OPP. STRENGTH	TEAM	ADJ.	CONF.	ADJ CONF.
Average RPI Loss:	152	RECORD	PCT. RANK	GAMES	SCHEDULE	OF SCHEDULE	RPI	RPI	RPI	RPI
DIV. I ONLY	8- 17	272	3- 7	254	182	272	272	15	15	
DIV. I NON-CONF.	2- 3	201	0- 0	329	100	242	242	14	14	
TOTALS	RPI 1-25	RPI 26-50	W-L RECORDS	RPI 51-100	RPI 101-150	RPI 150+				
8- 17	0- 0	0- 2	OVERALL	0- 0	1- 10	7- 5				
5- 6	0- 0	0- 1	HOME	0- 0	1- 3	4- 2				
3- 11	0- 0	0- 1	AWAY	0- 0	0- 7	3- 3				
0- 0	0- 0	0- 0	NEUTRAL	0- 0	0- 0	0- 0				
2- 3	0- 0	0- 0	NON-CONFERENCE	0- 0	0- 3	2- 0				
1- 0	0- 0	0- 0	HOME	0- 0	0- 0	1- 0				
1- 3	0- 0	0- 0	AWAY	0- 0	0- 3	1- 0				
0- 0	0- 0	0- 0	NEUTRAL	0- 0	0- 0	0- 0				
6- 14	0- 0	0- 2	CONFERENCE	0- 0	1- 7	5- 5				
4- 6	0- 0	0- 1	HOME	0- 0	1- 3	3- 2				
2- 8	0- 0	0- 1	AWAY	0- 0	0- 4	2- 3				
0- 0	0- 0	0- 0	NEUTRAL	0- 0	0- 0	0- 0				

RPI 1-25			RPI 26-50			RPI 51-100			RPI 101+			Team's RPI: 272
RPI	S	Opponent	Score	RPI	S	Opponent	Score	RPI	S	Opponent	Score	
				40	A	Arkansas St.	43 66					
				40	H	Arkansas St.	64 78					
								102	A	TCU	42 80	
								103	A	Little Rock	44 56	
								103	H	Little Rock	37 53	
								119	A	LSU	54 61	
								134	A	La.-Lafayette	40 52	
								134	H	La.-Lafayette	52 71	
								141	A	Troy	64 74	
								141	H	Troy	77 73	
								144	A	McNeese St.	62 72	
								147	A	UT Arlington	32 40	
								147	H	UT Arlington	50 60	
								185	A	South Ala.	67 54	
								185	H	South Ala.	57 63	
								241	A	Texas St.	57 63	
								241	H	Texas St.	63 59	
								262	A	Appalachian St.	52 64	
								262	H	Appalachian St.	54 57	
								273	A	Georgia St.	52 65	
								273	H	Georgia St.	82 68	
								290	A	Ga. Southern	50 49	
								290	H	Ga. Southern	59 49	
								304	H	Nicholls St.	69 57	
								317	A	Southeastern La.	88 84	
LAST 12 Division I GAMES:												
				273	H	Georgia St.	82 68					
				290	H	Ga. Southern	59 49					
				141	A	Troy	64 74					
				185	A	South Ala.	67 54					
				147	A	UT Arlington	32 40					
				241	A	Texas St.	57 63					
				40	H	Arkansas St.	64 78					
				103	H	Little Rock	37 53					
				262	A	Appalachian St.	52 64					
				134	A	La.-Lafayette	40 52					
				241	H	Texas St.	63 59					
				147	H	UT Arlington	50 60					

Non-Div I Games: LSU-Alexandria 73 42 Louisiana Col. 85 42 LSU-Shreveport 57 40 Dillard 70 46 La.-Monroe

Loss, Non-Conf, S Site, H Home A Away N Neutral

Lafayette

Through Games Of March 5, 2016

Average RPI Win:	319	WON-LOST	WINNING	LAST 10	STRENGTH OF	OPP. STRENGTH	TEAM	ADJ.	CONF.	ADJ CONF.
Average RPI Loss:	193	RECORD	PCT. RANK	GAMES	SCHEDULE	OF SCHEDULE	RPI	RPI	RPI	RPI
DIV. I ONLY	6- 23	311	2- 8	296	301	328	328	27	27	
DIV. I NON-CONF.	2- 8	290	0- 0	273	296	328	328	27	27	
TOTALS	RPI 1-25	RPI 26-50	W-L RECORDS	RPI 51-100	RPI 101-150	RPI 150+				
6- 23	0- 1	0- 1	OVERALL	0- 4	0- 0	6- 17				
4- 8	0- 1	0- 0	HOME	0- 2	0- 0	4- 5				
2- 13	0- 0	0- 1	AWAY	0- 2	0- 0	2- 10				
0- 2	0- 0	0- 0	NEUTRAL	0- 0	0- 0	0- 2				
2- 8	0- 1	0- 1	NON-CONFERENCE	0- 0	0- 0	2- 6				
2- 1	0- 1	0- 0	HOME	0- 0	0- 0	2- 0				
0- 5	0- 0	0- 1	AWAY	0- 0	0- 0	0- 4				
0- 2	0- 0	0- 0	NEUTRAL	0- 0	0- 0	0- 2				
4- 15	0- 0	0- 0	CONFERENCE	0- 4	0- 0	4- 11				
2- 7	0- 0	0- 0	HOME	0- 2	0- 0	2- 5				
2- 8	0- 0	0- 0	AWAY	0- 2	0- 0	2- 6				
0- 0	0- 0	0- 0	NEUTRAL	0- 0	0- 0	0- 0				

RPI 1-25				RPI 26-50				RPI 51-100				RPI 101+ Team's RPI: 328			
RPI	S	Opponent	Score	RPI	S	Opponent	Score	RPI	S	Opponent	Score	RPI	S	Opponent	Score
18	H	Duquesne	65 73	35	A	Penn	37 54	66	A	Army West Point	57 84	158	A	Fordham	49 61
								66	H	Army West Point	45 78	163	A	Delaware	47 67
								89	A	Bucknell	55 69	196	N	Richmond	46 54
								89	H	Bucknell	59 68	216	A	Hartford	50 55
												220	A	Lehigh	74 82
												220	H	Lehigh	65 80
												228	A	Navy	48 64
												228	H	Navy	58 65
												230	A	Loyola Maryland	65 66
												230	H	Loyola Maryland	51 55
												244	N	Coppin St.	57 64
												253	A	Holy Cross	49 66
												253	H	Holy Cross	54 57
												276	A	American	60 51
												276	H	American	63 59
												299	A	Colgate	68 80
												299	A	Colgate	55 70
												299	H	Colgate	59 72
												337	H	St. Francis Brooklyn	77 59
												338	H	Saint Peter's	72 69
												344	A	Boston U.	71 64
												344	H	Boston U.	71 56
												345	A	Wagner	48 69
LAST 12 Division I GAMES:															
299	A	Colgate	68 80	228	A	Navy	48 64								
89	H	Bucknell	59 68	253	H	Holy Cross	54 57								
299	A	Colgate	55 70	344	A	Boston U.	71 64								
89	A	Bucknell	55 69	66	A	Army West Point	57 84								
220	H	Lehigh	65 80	230	H	Loyola Maryland	51 55								
276	H	American	63 59	220	A	Lehigh	74 82								

Non-Div I Games:

Lafayette

■ Loss,
 ■ Non-Conf,
 S Site,
 ■ Home
 ■ Away
 N Neutral

Average RPI Win:	261	WON-LOST	WINNING	LAST 10	STRENGTH OF	OPP. STRENGTH	TEAM	ADJ.	CONF.	ADJ CONF.
Average RPI Loss:	181	RECORD	PCT. RANK	GAMES	SCHEDULE	OF SCHEDULE	RPI	RPI	RPI	RPI
DIV. I ONLY	7- 18	287	3- 7	245	263	288	288	25	25	
DIV. I NON-CONF.	0- 7	338	0- 0	224	110	336	336	26	26	
TOTALS	RPI 1-25	RPI 26-50	W-L RECORDS	RPI 51-100	RPI 101-150	RPI 150+				
7- 18	0- 0	0- 2	OVERALL	1- 3	0- 3	6- 10				
5- 5	0- 0	0- 0	HOME	1- 0	0- 2	4- 3				
2- 13	0- 0	0- 2	AWAY	0- 3	0- 1	2- 7				
0- 0	0- 0	0- 0	NEUTRAL	0- 0	0- 0	0- 0				
0- 7	0- 0	0- 2	NON-CONFERENCE	0- 1	0- 0	0- 4				
0- 1	0- 0	0- 0	HOME	0- 0	0- 0	0- 1				
0- 6	0- 0	0- 2	AWAY	0- 1	0- 0	0- 3				
0- 0	0- 0	0- 0	NEUTRAL	0- 0	0- 0	0- 0				
7- 11	0- 0	0- 0	CONFERENCE	1- 2	0- 3	6- 6				
5- 4	0- 0	0- 0	HOME	1- 0	0- 2	4- 2				
2- 7	0- 0	0- 0	AWAY	0- 2	0- 1	2- 4				
0- 0	0- 0	0- 0	NEUTRAL	0- 0	0- 0	0- 0				

RPI S	Opponent	Score	RPI S	Opponent	Score	RPI S	Opponent	Score	RPI S	Opponent	Score	Team's RPI: 288
28	A Oklahoma St.	45 90	76	A Abilene Christian	62 90	114	H Northwestern St.	51 73				
43	A Missouri	57 91	76	H Abilene Christian	63 54	144	A McNeese St.	84 92				
			87	A Utah	67 71	144	H McNeese St.	69 76				
			99	A Central Ark.	49 74	174	A Loyola Chicago	71 82				
						197	A SFA	64 60				
						197	H SFA	77 79				
						222	H Canisius	55 57				
						236	A Sam Houston St.	75 78				
						236	H Sam Houston St.	76 78				
						250	A Houston Baptist	66 77				
						250	H Houston Baptist	77 70				
						279	A Prairie View	72 80				
						304	A Nicholls St.	59 69				
						311	A Northern Ariz.	63 75				
						313	H A&M-Corpus Christi	75 70				
						317	A Southeastern La.	66 73				
						329	A Incarnate Word	67 61				
						329	H Incarnate Word	59 49				
						331	H New Orleans	79 52				
LAST 12 Division I GAMES:												
236	A Sam Houston St.	75 78	329	H Incarnate Word	59 49							
329	A Incarnate Word	67 61	76	H Abilene Christian	63 54							
144	H McNeese St.	69 76	76	A Abilene Christian	62 90							
144	A McNeese St.	84 92	236	H Sam Houston St.	76 78							
197	H SFA	77 79	250	H Houston Baptist	77 70							
250	A Houston Baptist	66 77	197	A SFA	64 60							

Non-Div I Games: Howard Payne 88 50 Tex. A&M-Kingsville 82 66 Schreiner 60 41 Louisiana Col. 99 34
Lamar

Loss, Non-Conf, S Site, H Home A Away N Neutral

Average RPI Win: 280	WON-LOST	WINNING	LAST 10	STRENGTH OF	OPP. STRENGTH	TEAM	ADJ.	CONF.	ADJ CONF.
Average RPI Loss: 166	RECORD	PCT. RANK	GAMES	SCHEDULE	OF SCHEDULE	RPI	RPI	RPI	RPI
DIV. I ONLY	16- 12	132	5- 5	324	277	220	220	27	27
DIV. I NON-CONF.	6- 4	125	0- 0	328	217	225	225	27	27
TOTALS	RPI 1-25	RPI 26-50	W-L RECORDS	RPI 51-100	RPI 101-150	RPI 150+			
16- 12	0- 0	0- 1	OVERALL	0- 4	0- 1	16- 6			
8- 6	0- 0	0- 1	HOME	0- 2	0- 1	8- 2			
8- 6	0- 0	0- 0	AWAY	0- 2	0- 0	8- 4			
0- 0	0- 0	0- 0	NEUTRAL	0- 0	0- 0	0- 0			
6- 4	0- 0	0- 1	NON-CONFERENCE	0- 0	0- 1	6- 2			
3- 2	0- 0	0- 1	HOME	0- 0	0- 1	3- 0			
3- 2	0- 0	0- 0	AWAY	0- 0	0- 0	3- 2			
0- 0	0- 0	0- 0	NEUTRAL	0- 0	0- 0	0- 0			
10- 8	0- 0	0- 0	CONFERENCE	0- 4	0- 0	10- 4			
5- 4	0- 0	0- 0	HOME	0- 2	0- 0	5- 2			
5- 4	0- 0	0- 0	AWAY	0- 2	0- 0	5- 2			
0- 0	0- 0	0- 0	NEUTRAL	0- 0	0- 0	0- 0			

RPI S	Opponent	Score	RPI S	Opponent	Score	RPI S	Opponent	Score	RPI S	Opponent	Score	Team's RPI: 220
			44 Villanova	44 65		66 Army West Point	39 63		113 Saint Joseph's	62 63		
						66 Army West Point	49 69		162 Montana	80 53		
						89 Bucknell	77 80		179 Illinois	67 76		
						89 Bucknell	54 67		207 Hampton	63 56		
									228 Navy	51 48		
									228 Navy	54 62		
									230 Loyola Maryland	76 68		
									230 Loyola Maryland	66 48		
									246 Monmouth	95 88		
									253 Holy Cross	71 77		
									253 Holy Cross	61 58		
									276 American	61 52		
									276 American	55 59		
									284 Rider	60 61		
									299 Colgate	72 82		
									299 Colgate	83 74		
									322 Delaware St.	83 49		
									328 Lafayette	80 65		
									328 Lafayette	82 74		
									338 Saint Peter's	74 42		
									342 NJIT	75 47		
									344 Boston U.	73 66		
									344 Boston U.	72 48		
LAST 12 Division I GAMES:												
			299 Colgate	72 82		89 Bucknell	54 67					
			66 Army West Point	49 69		276 American	61 52					
			299 Colgate	83 74		230 Loyola Maryland	76 68					
			328 Lafayette	80 65		344 Boston U.	72 48					
			228 Navy	54 62		328 Lafayette	82 74					
			253 Holy Cross	71 77		228 Navy	51 48					

Non-Div I Games: Kutztown 81 51

Lehigh

Loss, Non-Conf, S Site, Home Away N Neutral

Liberty

Through Games Of March 5, 2016

Average RPI Win: 248	WON-LOST	WINNING	LAST 10	STRENGTH OF	OPP. STRENGTH	TEAM	ADJ.	CONF.	ADJ CONF.
Average RPI Loss: 118	RECORD	PCT. RANK	GAMES	SCHEDULE	OF SCHEDULE	RPI	RPI	RPI	RPI
DIV. I ONLY	17- 11	110	7- 3	151	232	127	127	26	26
DIV. I NON-CONF.	2- 6	272	0- 0	17	3	142	142	29	29
TOTALS	RPI 1-25	RPI 26-50	W-L RECORDS	RPI 51-100	RPI 101-150	RPI 150+			
17- 11	0- 1	0- 4	OVERALL	1- 1	1- 1	15- 4			
9- 4	0- 0	0- 2	HOME	1- 0	1- 0	7- 2			
8- 5	0- 0	0- 2	AWAY	0- 0	0- 1	8- 2			
0- 2	0- 1	0- 0	NEUTRAL	0- 1	0- 0	0- 0			
2- 6	0- 1	0- 4	NON-CONFERENCE	1- 1	0- 0	1- 0			
1- 2	0- 0	0- 2	HOME	1- 0	0- 0	0- 0			
1- 2	0- 0	0- 2	AWAY	0- 0	0- 0	1- 0			
0- 2	0- 1	0- 0	NEUTRAL	0- 1	0- 0	0- 0			
15- 5	0- 0	0- 0	CONFERENCE	0- 0	1- 1	14- 4			
8- 2	0- 0	0- 0	HOME	0- 0	1- 0	7- 2			
7- 3	0- 0	0- 0	AWAY	0- 0	0- 1	7- 2			
0- 0	0- 0	0- 0	NEUTRAL	0- 0	0- 0	0- 0			

RPI 1-25				RPI 26-50				RPI 51-100				RPI 101+				Team's RPI: 127
RPI	S	Opponent	Score	RPI	S	Opponent	Score	RPI	S	Opponent	Score	RPI	S	Opponent	Score	
6	N	Ohio St.	65 75	36	A	James Madison	56 72	84	N	California	72 77	132	A	UNC Asheville	51 56	
				37	H	Seton Hall	56 92	88	H	Elon	72 63	132	H	UNC Asheville	71 53	
				49	H	North Carolina St.	53 61					173	A	Radford	49 43	
				50	A	Duke	41 79					173	H	Radford	67 53	
												206	A	Gardner-Webb	57 61	
												206	H	Gardner-Webb	73 51	
												208	A	Presbyterian	42 60	
												208	H	Presbyterian	49 57	
												252	A	High Point	73 68	
												252	H	High Point	56 43	
												262	A	Appalachian St.	74 68	
												268	A	Campbell	62 52	
												268	H	Campbell	67 55	
												283	A	Coastal Caro.	65 63	
												283	H	Coastal Caro.	51 58	
												294	A	Charleston So.	59 49	
												294	H	Charleston So.	51 40	
												309	A	Longwood	72 67	
												309	H	Longwood	67 47	
												326	A	Winthrop	59 42	
												326	H	Winthrop	77 61	
LAST 12 Division I GAMES:																
				208	H	Presbyterian	49 57					268	H	Campbell	67 55	
				326	A	Winthrop	59 42					173	H	Radford	67 53	
				309	H	Longwood	67 47					294	A	Charleston So.	59 49	
				252	A	High Point	73 68					252	H	High Point	56 43	
				283	H	Coastal Caro.	51 58					206	H	Gardner-Webb	73 51	
				132	A	UNC Asheville	51 56					309	A	Longwood	72 67	

Non-Div I Games: Shepherd 69 57

Liberty

Loss, Non-Conf, S Site, H Home A Away N Neutral

Average RPI Win: 305	WON-LOST	WINNING	LAST 10	STRENGTH OF	OPP. STRENGTH	TEAM	ADJ.	CONF.	ADJ CONF.
Average RPI Loss: 197	RECORD	PCT. RANK	GAMES	SCHEDULE	OF SCHEDULE	RPI	RPI	RPI	RPI
DIV. I ONLY	4- 25	331	2- 8	219	325	335	335	29	29
DIV. I NON-CONF.	2- 12	311	0- 0	197	336	310	310	28	28
TOTALS	RPI 1-25	RPI 26-50	W-L RECORDS	RPI 51-100	RPI 101-150	RPI 150+			
4- 25	0- 0	0- 1	OVERALL	0- 4	0- 1	4- 19			
3- 11	0- 0	0- 1	HOME	0- 3	0- 0	3- 7			
1- 13	0- 0	0- 0	AWAY	0- 1	0- 1	1- 11			
0- 1	0- 0	0- 0	NEUTRAL	0- 0	0- 0	0- 1			
2- 12	0- 0	0- 1	NON-CONFERENCE	0- 2	0- 1	2- 8			
1- 6	0- 0	0- 1	HOME	0- 2	0- 0	1- 3			
1- 5	0- 0	0- 0	AWAY	0- 0	0- 1	1- 4			
0- 1	0- 0	0- 0	NEUTRAL	0- 0	0- 0	0- 1			
2- 13	0- 0	0- 0	CONFERENCE	0- 2	0- 0	2- 11			
2- 5	0- 0	0- 0	HOME	0- 1	0- 0	2- 4			
0- 8	0- 0	0- 0	AWAY	0- 1	0- 0	0- 7			
0- 0	0- 0	0- 0	NEUTRAL	0- 0	0- 0	0- 0			

RPI 1-25			RPI 26-50			RPI 51-100			RPI 101+			Team's RPI: 335			
RPI	S	Opponent	Score	RPI	S	Opponent	Score	RPI	S	Opponent	Score				
				38	H	Western Ky.	56 64	57	H	Ball St.	60 72	106	A	Wright St.	65 92
								68	A	FGCU	52 91	152	A	Jacksonville	51 81
								68	H	FGCU	39 71	152	A	Jacksonville	51 80
								78	H	Belmont	68 90	152	H	Jacksonville	55 76
												161	A	Alabama	49 68
												194	A	Stetson	75 79
												194	H	Stetson	62 83
												210	A	USC Upstate	71 93
												210	H	USC Upstate	54 81
												230	H	Loyola Maryland	52 57
												232	H	Southeast Mo. St.	69 84
												235	N	Texas Southern	62 66
												256	A	Tennessee St.	65 77
												263	H	Murray St.	93 85
												280	A	Tennessee Tech	70 81
												286	A	Kennesaw St.	54 55
												286	H	Kennesaw St.	64 68
												290	A	Ga. Southern	66 55
												306	H	Morehead St.	77 92
												308	A	Jackson St.	52 53
												325	A	North Florida	70 78
												325	H	North Florida	78 71
												342	A	NJIT	51 61
												342	H	NJIT	63 49
LAST 12 Division I GAMES:															
				152	A	Jacksonville	51 80	342	H	NJIT	63 49				
				286	H	Kennesaw St.	64 68	210	A	USC Upstate	71 93				
				68	A	FGCU	52 91	342	A	NJIT	51 61				
				194	A	Stetson	75 79	210	H	USC Upstate	54 81				
				152	H	Jacksonville	55 76	194	H	Stetson	62 83				
				325	H	North Florida	78 71	68	H	FGCU	39 71				

Non-Div I Games: North Ala. 88 67

Lipscomb

■ Loss,
■ Non-Conf,
■ S Site,
■ H Home
■ A Away
N Neutral

Little Rock

Through Games Of March 5, 2016

Average RPI Win:	204	WON-LOST	WINNING	LAST 10	STRENGTH OF	OPP. STRENGTH	TEAM	ADJ.	CONF.	ADJ CONF.
Average RPI Loss:	99	RECORD	PCT. RANK	GAMES	SCHEDULE	OF SCHEDULE	RPI	RPI	RPI	RPI
DIV. I ONLY	18- 11	101	10- 0	114	136	103	103	15	15	
DIV. I NON-CONF.	2- 7	280	0- 0	31	6	181	181	14	14	
TOTALS	RPI 1-25	RPI 26-50	W-L RECORDS	RPI 51-100	RPI 101-150	RPI 150+				
18- 11	0- 2	1- 2	OVERALL	0- 2	6- 3	11- 2				
10- 5	0- 1	1- 0	HOME	0- 1	3- 2	6- 1				
8- 6	0- 1	0- 2	AWAY	0- 1	3- 1	5- 1				
0- 0	0- 0	0- 0	NEUTRAL	0- 0	0- 0	0- 0				
2- 7	0- 2	0- 1	NON-CONFERENCE	0- 2	2- 1	0- 1				
1- 4	0- 1	0- 0	HOME	0- 1	1- 1	0- 1				
1- 3	0- 1	0- 1	AWAY	0- 1	1- 0	0- 0				
0- 0	0- 0	0- 0	NEUTRAL	0- 0	0- 0	0- 0				
16- 4	0- 0	1- 1	CONFERENCE	0- 0	4- 2	11- 1				
9- 1	0- 0	1- 0	HOME	0- 0	2- 1	6- 0				
7- 3	0- 0	0- 1	AWAY	0- 0	2- 1	5- 1				
0- 0	0- 0	0- 0	NEUTRAL	0- 0	0- 0	0- 0				

RPI 1-25			RPI 26-50			RPI 51-100			RPI 101+ Team's RPI: 103		
RPI	S	Opponent	Score	RPI	S	Opponent	Score	RPI	S	Opponent	Score
7	H	Texas	56 66	29	A	Oklahoma	52 65	74	A	Tulane	53 69
20	A	Texas A&M	39 69	40	A	Arkansas St.	53 66	93	H	Missouri St.	58 64
				40	H	Arkansas St.	71 69				
LAST 12 Division I GAMES:											
262	A	Appalachian St.	72 67	134	A	La.-Lafayette	58 49	108	H	Memphis	61 53
40	H	Arkansas St.	71 69	272	A	La.-Monroe	53 37	119	H	LSU	51 57
241	H	Texas St.	57 45	185	H	South Ala.	74 43	134	A	La.-Lafayette	58 49
147	H	UT Arlington	49 43	141	H	Troy	79 64	134	H	La.-Lafayette	58 65
290	A	Ga. Southern	50 45	273	H	Georgia St.	59 32	141	A	Troy	71 78
273	A	Georgia St.	54 39	290	H	Ga. Southern	69 36	141	H	Troy	79 64
								143	A	Oral Roberts	66 52
								147	A	UT Arlington	59 55
								147	H	UT Arlington	49 43
								185	A	South Ala.	47 34
								185	H	South Ala.	74 43
								188	H	Tulsa	63 74
								241	A	Texas St.	57 67
								241	H	Texas St.	57 45
								262	A	Appalachian St.	72 67
								262	H	Appalachian St.	67 50
								272	A	La.-Monroe	53 37
								272	H	La.-Monroe	56 44
								273	A	Georgia St.	54 39
								273	H	Georgia St.	59 32
								290	A	Ga. Southern	50 45
								290	H	Ga. Southern	69 36

Non-Div I Games:

Little Rock

Loss, Non-Conf, S Site, H Home A Away N Neutral

Average RPI Win:	248	WON-LOST	WINNING	LAST 10	STRENGTH OF	OPP. STRENGTH	TEAM	ADJ.	CONF.	ADJ CONF.
Average RPI Loss:	89	RECORD	PCT. RANK	GAMES	SCHEDULE	OF SCHEDULE	RPI	RPI	RPI	RPI
DIV. I ONLY	23- 7	41	8- 2	334	170	129	129	22	22	
DIV. I NON-CONF.	11- 3	54	0- 0	320	65	125	125	21	21	
TOTALS	RPI 1-25	RPI 26-50	W-L RECORDS	RPI 51-100	RPI 101-150	RPI 150+				
23- 7	0- 0	1- 0	OVERALL	0- 4	1- 3	21- 0				
11- 3	0- 0	1- 0	HOME	0- 2	0- 1	10- 0				
10- 4	0- 0	0- 0	AWAY	0- 2	0- 2	10- 0				
2- 0	0- 0	0- 0	NEUTRAL	0- 0	1- 0	1- 0				
11- 3	0- 0	1- 0	NON-CONFERENCE	0- 2	1- 1	9- 0				
5- 1	0- 0	1- 0	HOME	0- 1	0- 0	4- 0				
4- 2	0- 0	0- 0	AWAY	0- 1	0- 1	4- 0				
2- 0	0- 0	0- 0	NEUTRAL	0- 0	1- 0	1- 0				
12- 4	0- 0	0- 0	CONFERENCE	0- 2	0- 2	12- 0				
6- 2	0- 0	0- 0	HOME	0- 1	0- 1	6- 0				
6- 2	0- 0	0- 0	AWAY	0- 1	0- 1	6- 0				
0- 0	0- 0	0- 0	NEUTRAL	0- 0	0- 0	0- 0				

RPI S	Opponent	Score	RPI S	Opponent	Score	RPI S	Opponent	Score	RPI S	Opponent	Score	Team's RPI: 129
30	H UTEP	47 40	55	A Southern California	43 69	114	N Northwestern St.	60 59				
			59	A UC Riverside	58 83	119	A LSU	53 59				
			59	H UC Riverside	60 78	121	A Hawaii	42 60				
			90	H San Francisco	52 66	121	H Hawaii	55 67				
						172	A Pacific	68 60				
						189	A Cal Poly	61 56				
						189	H Cal Poly	65 53				
						190	A UC Davis	75 62				
						190	H UC Davis	74 64				
						199	H Colorado	59 42				
						204	H UNLV	67 63				
						255	H San Diego St.	74 54				
						267	A UC Santa Barbara	58 55				
						267	H UC Santa Barbara	60 52				
						271	A Seattle	69 57				
						285	A Houston	47 41				
						298	A CSUN	79 69				
						298	H CSUN	74 71				
						301	A Denver	48 41				
						311	N Northern Ariz.	69 48				
						323	H Portland St.	89 71				
						336	A UC Irvine	71 65				
						336	H UC Irvine	67 49				
						340	A Cal St. Fullerton	82 61				
						340	H Cal St. Fullerton	62 57				
LAST 12 Division I GAMES:												
298	A CSUN	79 69	267	H UC Santa Barbara	60 52							
190	H UC Davis	74 64	121	A Hawaii	42 60							
336	H UC Irvine	67 49	298	H CSUN	74 71							
189	A Cal Poly	61 56	189	H Cal Poly	65 53							
267	A UC Santa Barbara	58 55	190	A UC Davis	75 62							
59	A UC Riverside	58 83	340	H Cal St. Fullerton	62 57							

Non-Div I Games:

Long Beach St.

■ Loss,
■ Non-Conf, S Site,
■ Home
■ Away
N Neutral

Average RPI Win:	295	WON-LOST	WINNING	LAST 10	STRENGTH OF	OPP. STRENGTH	TEAM	ADJ.	CONF.	ADJ CONF.
Average RPI Loss:	186	RECORD	PCT. RANK	GAMES	SCHEDULE	OF SCHEDULE	RPI	RPI	RPI	RPI
DIV. I ONLY	6- 21	308	3- 7	238	298	309	309	26	26	
DIV. I NON-CONF.	1- 6	311	0- 0	159	140	283	283	29	29	
TOTALS	RPI 1-25	RPI 26-50	W-L RECORDS	RPI 51-100	RPI 101-150	RPI 150+				
6- 21	0- 2	0- 1	OVERALL	0- 0	0- 5	6- 13				
4- 7	0- 0	0- 0	HOME	0- 0	0- 2	4- 5				
2- 14	0- 0	0- 0	AWAY	0- 0	0- 1	2- 0				
0- 0	0- 0	0- 0	NEUTRAL	0- 0	0- 0	0- 0				
1- 6	0- 2	0- 1	NON-CONFERENCE	0- 0	0- 1	1- 2				
1- 0	0- 0	0- 0	HOME	0- 0	0- 0	1- 0				
0- 6	0- 2	0- 1	AWAY	0- 0	0- 1	0- 2				
0- 0	0- 0	0- 0	NEUTRAL	0- 0	0- 0	0- 0				
5- 15	0- 0	0- 0	CONFERENCE	0- 0	0- 4	5- 11				
3- 7	0- 0	0- 0	HOME	0- 0	0- 2	3- 5				
2- 8	0- 0	0- 0	AWAY	0- 0	0- 2	2- 6				
0- 0	0- 0	0- 0	NEUTRAL	0- 0	0- 0	0- 0				

RPI 1-25				RPI 26-50				RPI 51-100				RPI 101+ Team's RPI: 309			
RPI	S	Opponent	Score	RPI	S	Opponent	Score	RPI	S	Opponent	Score	RPI	S	Opponent	Score
5	A	Oregon St.	45 110	36	A	James Madison	30 88					109	A	Virginia	46 81
21	A	West Virginia	43 74									127	A	Liberty	47 67
												127	H	Liberty	67 72
												132	A	UNC Asheville	42 81
												132	H	UNC Asheville	54 61
												173	A	Radford	64 80
												173	H	Radford	67 79
												206	A	Gardner-Webb	42 67
												206	H	Gardner-Webb	62 59
												208	A	Presbyterian	49 75
												208	H	Presbyterian	38 59
												252	A	High Point	68 79
												252	H	High Point	70 89
												268	A	Campbell	65 72
												268	H	Campbell	56 73
												283	A	Coastal Caro.	56 48
												283	H	Coastal Caro.	84 76
												294	A	Charleston So.	58 66
												294	H	Charleston So.	54 63
												307	A	UNCG	60 81
												322	A	Delaware St.	63 88
												326	A	Winthrop	63 60
												326	H	Winthrop	67 60
												348	H	N.C. Central	60 49
LAST 12 Division I GAMES:															
206	H	Gardner-Webb	62 59	132	H	UNC Asheville	54 61								
283	H	Coastal Caro.	84 76	294	A	Charleston So.	58 66								
127	A	Liberty	47 67	208	A	Presbyterian	49 75								
173	A	Radford	64 80	326	H	Winthrop	67 60								
252	H	High Point	70 89	127	H	Liberty	67 72								
268	A	Campbell	65 72	206	A	Gardner-Webb	42 67								

Non-Div I Games: Notre Dame (MD) 83 32 N.C. Wesleyan 100 57

Longwood

■ Loss,
 ■ Non-Conf,
 ■ S Site,
 ■ Home
 ■ A Away
 N Neutral

Louisiana Tech

Through Games Of March 5, 2016

Average RPI Win:	226	WON-LOST	WINNING	LAST 10	STRENGTH OF	OPP. STRENGTH	TEAM	ADJ.	CONF.	ADJ CONF.
Average RPI Loss:	114	RECORD	PCT. RANK	GAMES	SCHEDULE	OF SCHEDULE	RPI	RPI	RPI	RPI
DIV. I ONLY	13- 15	196	4- 6	154	122	183	183	13	13	
DIV. I NON-CONF.	4- 6	201	0- 0	178	173	219	219	11	11	
TOTALS	RPI 1-25	RPI 26-50	W-L RECORDS	RPI 51-100	RPI 101-150	RPI 150+				
13- 15	0- 2	0- 3	OVERALL	0- 2	1- 3	12- 5				
8- 6	0- 1	0- 2	HOME	0- 0	1- 2	7- 1				
4- 8	0- 0	0- 0	AWAY	0- 2	0- 0	4- 0				
1- 1	0- 1	0- 0	NEUTRAL	0- 0	0- 0	1- 0				
4- 6	0- 2	0- 0	NON-CONFERENCE	0- 0	1- 2	3- 2				
2- 3	0- 1	0- 0	HOME	0- 0	1- 1	1- 1				
1- 2	0- 0	0- 0	AWAY	0- 0	0- 1	1- 1				
1- 1	0- 1	0- 0	NEUTRAL	0- 0	0- 0	1- 0				
9- 9	0- 0	0- 3	CONFERENCE	0- 2	0- 1	9- 3				
6- 3	0- 0	0- 2	HOME	0- 0	0- 1	6- 0				
3- 6	0- 0	0- 1	AWAY	0- 2	0- 0	3- 3				
0- 0	0- 0	0- 0	NEUTRAL	0- 0	0- 0	0- 0				

RPI 1-25				RPI 26-50				RPI 51-100				RPI 101+ Team's RPI: 183			
RPI	S	Opponent	Score	RPI	S	Opponent	Score	RPI	S	Opponent	Score	RPI	S	Opponent	Score
8	N	UCLA	57 68	30	A	UTEP	80 86	67	A	Middle Tenn.	57 68	123	A	Arizona	67 77
22	H	Mississippi St.	63 93	30	H	UTEP	65 72	77	A	Charlotte	58 63	133	H	Marshall	52 54
				38	H	Western Ky.	58 69					134	H	La.-Lafayette	79 62
												144	H	McNeese St.	71 74
												154	A	Old Dominion	69 51
												164	H	Fla. Atlantic	65 62
												165	A	UAB	49 64
												171	A	Southern Miss.	59 69
												171	H	Southern Miss.	72 37
												195	A	Wisconsin	65 79
												197	H	SFA	76 44
												234	A	Rice	77 84
												234	H	Rice	63 61
												239	A	North Texas	78 67
												239	H	North Texas	77 71
												246	A	UTSA	82 72
												246	H	UTSA	75 66
												279	H	Prairie View	68 77
												301	N	Denver	58 53
												304	A	Nicholls St.	58 55
												310	H	FIU	82 63
LAST 12 Division I GAMES:															
				38	H	Western Ky.	58 69	165	A	UAB	49 64				
				133	H	Marshall	52 54	67	A	Middle Tenn.	57 68				
				234	A	Rice	77 84	239	H	North Texas	77 71				
				239	A	North Texas	78 67	234	H	Rice	63 61				
				30	H	UTEP	65 72	30	A	UTEP	80 86				
				246	H	UTSA	75 66	246	A	UTSA	82 72				

Non-Div I Games: Loyola (LA) 76 40

Louisiana Tech

■ Loss,
 ■ Non-Conf,
 ■ S Site,
 ■ H Home
 ■ A Away
 N Neutral

Louisville

Through Games Of March 5, 2016

Average RPI Win:	117	WON-LOST	WINNING	LAST 10	STRENGTH OF	OPP. STRENGTH	TEAM	ADJ.	CONF.	ADJ CONF.
Average RPI Loss:	42	RECORD	PCT. RANK	GAMES	SCHEDULE	OF SCHEDULE	RPI	RPI	RPI	RPI
DIV. I ONLY	25- 7	33	8- 2	19	22	14	14	4	4	
DIV. I NON-CONF.	9- 5	108	1- 0	56	19	64	64	5	5	
TOTALS	RPI 1-25	RPI 26-50	W-L RECORDS	RPI 51-100	RPI 101-150	RPI 150+				
25- 7	3- 3	4- 1	OVERALL	2- 3	9- 0	7- 0				
12- 2	1- 1	2- 0	HOME	0- 1	6- 0	3- 0				
11- 2	2- 1	2- 1	AWAY	1- 0	3- 0	3- 0				
2- 3	0- 1	0- 0	NEUTRAL	1- 2	0- 0	1- 0				
9- 5	1- 1	1- 1	NON-CONFERENCE	0- 3	2- 0	5- 0				
5- 1	0- 0	1- 0	HOME	0- 1	2- 0	2- 0				
3- 2	1- 1	0- 1	AWAY	0- 0	0- 0	2- 0				
1- 2	0- 0	0- 0	NEUTRAL	0- 2	0- 0	1- 0				
16- 2	2- 2	3- 0	CONFERENCE	2- 0	7- 0	2- 0				
7- 1	1- 1	1- 0	HOME	0- 0	4- 0	1- 0				
8- 0	1- 0	2- 0	AWAY	1- 0	3- 0	1- 0				
1- 1	0- 1	0- 0	NEUTRAL	1- 0	0- 0	0- 0				

RPI	S	Opponent	Score
1	H	Notre Dame	61 66
12	A	Kentucky	54 72
13	A	Syracuse	71 53
13	N	Syracuse	75 80
15	H	Florida St.	79 69
17	A	Michigan St.	85 78

RPI	S	Opponent	Score
26	H	South Fla.	67 50
27	A	Miami (FL)	79 51
38	A	Western Ky.	69 71
49	A	North Carolina St.	92 90
50	H	Duke	65 48

RPI	S	Opponent	Score
63	N	Purdue	60 62
72	A	Georgia Tech	78 65
72	N	Georgia Tech	60 50
83	N	Dayton	66 79
84	H	California	71 75

RPI	S	Opponent	Score
104	H	UT Martin	88 66
109	A	Virginia	59 41
109	H	Virginia	74 59
115	H	IUPUI	70 61
117	A	Boston College	55 45
120	H	Virginia Tech	56 45
124	A	Pittsburgh	84 61
124	H	Pittsburgh	65 36
138	H	Wake Forest	78 54
153	A	North Carolina	78 60
159	N	Marist	65 53
214	H	Dartmouth	94 52
223	A	Col. of Charleston	71 67
240	H	Valparaiso	75 42
258	H	Clemson	75 33
280	A	Tennessee Tech	76 54

LAST 12 Division I GAMES:

13	N	Syracuse	75 80	26	H	South Fla.	67 50
72	N	Georgia Tech	60 50	124	A	Pittsburgh	84 61
124	H	Pittsburgh	65 36	1	H	Notre Dame	61 66
27	A	Miami (FL)	79 51	153	A	North Carolina	78 60
117	A	Boston College	55 45	138	H	Wake Forest	78 54
109	H	Virginia	74 59	258	H	Clemson	75 33

L
O
u
i
s
v
i
l
l
eL
O
u
i
s
v
i
l
l
e

Non-Div I Games:

Louisville

■ Loss,
 ■ Non-Conf, S Site,
 ■ Home
 ■ Away
 N Neutral

Average RPI Win:	246	WON-LOST	WINNING	LAST 10	STRENGTH OF	OPP. STRENGTH	TEAM	ADJ.	CONF.	ADJ CONF.
Average RPI Loss:	112	RECORD	PCT. RANK	GAMES	SCHEDULE	OF SCHEDULE	RPI	RPI	RPI	RPI
DIV. I ONLY	14- 15	175	4- 6	180	156	174	174	21	21	
DIV. I NON-CONF.	4- 7	222	0- 0	77	18	153	153	17	17	
TOTALS	RPI 1-25	RPI 26-50	W-L RECORDS	RPI 51-100	RPI 101-150	RPI 150+				
14- 15	1- 2	0- 1	OVERALL	1- 7	2- 2	10- 3				
7- 7	0- 0	0- 1	HOME	1- 3	1- 2	5- 1				
7- 8	1- 2	0- 0	AWAY	0- 4	1- 0	5- 2				
0- 0	0- 0	0- 0	NEUTRAL	0- 0	0- 0	0- 0				
4- 7	1- 2	0- 1	NON-CONFERENCE	0- 2	0- 2	3- 0				
1- 4	0- 0	0- 1	HOME	0- 1	0- 2	1- 0				
3- 3	1- 2	0- 0	AWAY	0- 1	0- 0	2- 0				
0- 0	0- 0	0- 0	NEUTRAL	0- 0	0- 0	0- 0				
10- 8	0- 0	0- 0	CONFERENCE	1- 5	2- 0	7- 3				
6- 3	0- 0	0- 0	HOME	1- 2	1- 0	4- 1				
4- 5	0- 0	0- 0	AWAY	0- 3	1- 0	3- 2				
0- 0	0- 0	0- 0	NEUTRAL	0- 0	0- 0	0- 0				

RPI 1-25				RPI 26-50				RPI 51-100				RPI 101+ Team's RPI: 174			
RPI	S	Opponent	Score	RPI	S	Opponent	Score	RPI	S	Opponent	Score	RPI	S	Opponent	Score
17	A	Michigan St.	47 76	27	H	Miami (FL)	50 77	70	H	Central Mich.	59 68	101	H	Northwestern	72 81
19	A	DePaul	88 75					72	A	Georgia Tech	77 84	137	A	Southern Ill.	69 68
23	A	Green Bay	51 65					93	A	Missouri St.	81 91	137	H	Southern Ill.	83 59
								93	H	Missouri St.	62 73	140	H	Western Mich.	45 68
								98	A	UNI	52 63	224	A	Indiana St.	48 62
								98	H	UNI	64 60	224	H	Indiana St.	71 74
								100	A	Drake	61 91	234	A	Rice	57 50
								100	H	Drake	65 81	288	H	Lamar	82 71
												291	A	Wichita St.	62 65
												291	H	Wichita St.	60 55
												303	A	Bradley	67 54
												303	H	Bradley	69 63
												314	A	Illinois St.	57 41
												314	H	Illinois St.	73 61
												330	A	Evansville	63 49
												330	H	Evansville	67 54
												339	A	Eastern Ill.	86 75
LAST 12 Division I GAMES:															
303	H	Bradley	69 63	93	A	Missouri St.	81 91								
98	A	UNI	52 63	330	H	Evansville	67 54								
100	A	Drake	61 91	137	H	Southern Ill.	83 59								
224	H	Indiana St.	71 74	100	H	Drake	65 81								
314	H	Illinois St.	73 61	98	H	UNI	64 60								
291	A	Wichita St.	62 65	314	A	Illinois St.	57 41								

Non-Div I Games:

Loyola Chicago

■ Loss,
 ■ Non-Conf, S Site,
 ■ Home
 ■ Away
 N Neutral

Loyola Maryland

Through Games Of March 5, 2016

Average RPI Win:	302	WON-LOST	WINNING	LAST 10	STRENGTH OF	OPP. STRENGTH	TEAM	ADJ.	CONF.	ADJ CONF.
Average RPI Loss:	157	RECORD	PCT. RANK	GAMES	SCHEDULE	OF SCHEDULE	RPI	RPI	RPI	RPI
DIV. I ONLY	14- 15	175	6- 4	283	310	230	230	27	27	
DIV. I NON-CONF.	3- 8	258	0- 0	286	317	286	286	27	27	
TOTALS	RPI 1-25	RPI 26-50	W-L RECORDS	RPI 51-100	RPI 101-150	RPI 150+				
14- 15	0- 1	0- 1	OVERALL	0- 4	0- 0	14- 9				
7- 6	0- 0	0- 0	HOME	0- 2	0- 0	7- 4				
7- 9	0- 1	0- 1	AWAY	0- 2	0- 0	7- 5				
0- 0	0- 0	0- 0	NEUTRAL	0- 0	0- 0	0- 0				
3- 8	0- 1	0- 1	NON-CONFERENCE	0- 0	0- 0	3- 6				
1- 3	0- 0	0- 0	HOME	0- 0	0- 0	1- 3				
2- 5	0- 1	0- 1	AWAY	0- 0	0- 0	2- 3				
0- 0	0- 0	0- 0	NEUTRAL	0- 0	0- 0	0- 0				
11- 7	0- 0	0- 0	CONFERENCE	0- 4	0- 0	11- 3				
6- 3	0- 0	0- 0	HOME	0- 2	0- 0	6- 1				
5- 4	0- 0	0- 0	AWAY	0- 2	0- 0	5- 2				
0- 0	0- 0	0- 0	NEUTRAL	0- 0	0- 0	0- 0				

RPI 1-25				RPI 26-50				RPI 51-100				RPI 101+ Team's RPI: 230			
RPI	S	Opponent	Score	RPI	S	Opponent	Score	RPI	S	Opponent	Score	RPI	S	Opponent	Score
10	A	Maryland	47 97	44	A	Villanova	55 67	66	A	Army West Point	37 70	154	A	Old Dominion	41 64
								66	H	Army West Point	44 52	184	H	UMBC	46 52
								89	A	Bucknell	64 71	200	H	Fairfield	45 71
								89	H	Bucknell	42 64	203	H	William & Mary	61 62
												220	A	Lehigh	48 66
												220	H	Lehigh	68 76
												228	A	Navy	38 45
												228	H	Navy	51 38
												248	A	Columbia	53 63
												253	A	Holy Cross	59 49
												253	H	Holy Cross	58 45
												276	A	American	55 50
												276	H	American	52 46
												299	A	Colgate	65 49
												299	H	Colgate	55 38
												318	A	Mt. St. Mary's	65 63
												328	A	Lafayette	55 51
												328	H	Lafayette	66 65
												335	A	Lipscomb	57 52
												337	A	St. Francis Brooklyn	54 64
												344	A	Boston U.	67 46
												344	H	Boston U.	63 54
												347	H	Norfolk St.	75 67
LAST 12 Division I GAMES:															
253	H	Holy Cross	58 45	228	A	Navy	38 45								
276	A	American	55 50	66	H	Army West Point	44 52								
253	A	Holy Cross	59 49	220	H	Lehigh	68 76								
299	H	Colgate	55 38	328	A	Lafayette	55 51								
89	H	Bucknell	42 64	299	A	Colgate	65 49								
344	A	Boston U.	67 46	89	A	Bucknell	64 71								

Non-Div I Games:

Loyola Maryland

Loss, Non-Conf, S Site, H Home A Away N Neutral

Loyola Marymount

Through Games Of March 5, 2016

Average RPI Win:	265	WON-LOST	WINNING	LAST 10	STRENGTH OF	OPP. STRENGTH	TEAM	ADJ.	CONF.	ADJ CONF.
Average RPI Loss:	104	RECORD	PCT. RANK	GAMES	SCHEDULE	OF SCHEDULE	RPI	RPI	RPI	RPI
DIV. I ONLY	11- 20	256	5- 5	199	101	238	238	8	8	
DIV. I NON-CONF.	4- 7	222	1- 0	336	183	299	299	9	9	
TOTALS	RPI 1-25	RPI 26-50	W-L RECORDS	RPI 51-100	RPI 101-150	RPI 150+				
11- 20	0- 2	0- 4	OVERALL	0- 7	0- 3	11- 4				
5- 8	0- 1	0- 1	HOME	0- 3	0- 1	5- 2				
4- 11	0- 1	0- 2	AWAY	0- 4	0- 2	4- 2				
2- 1	0- 0	0- 1	NEUTRAL	0- 0	0- 0	2- 0				
4- 7	0- 0	0- 1	NON-CONFERENCE	0- 1	0- 1	4- 4				
2- 2	0- 0	0- 0	HOME	0- 0	0- 0	2- 2				
1- 5	0- 0	0- 1	AWAY	0- 1	0- 1	1- 2				
1- 0	0- 0	0- 0	NEUTRAL	0- 0	0- 0	1- 0				
7- 13	0- 2	0- 3	CONFERENCE	0- 6	0- 2	7- 0				
3- 6	0- 1	0- 1	HOME	0- 3	0- 1	3- 0				
3- 6	0- 1	0- 1	AWAY	0- 3	0- 1	3- 0				
1- 1	0- 0	0- 1	NEUTRAL	0- 0	0- 0	1- 0				

RPI 1-25				RPI 26-50				RPI 51-100				RPI 101+ Team's RPI: 238			
RPI	S	Opponent	Score	RPI	S	Opponent	Score	RPI	S	Opponent	Score	RPI	S	Opponent	Score
16	A	BYU	61 75	43	A	Missouri	48 80	59	A	UC Riverside	62 80	110	A	Gonzaga	68 83
16	H	BYU	75 82	48	A	St. Mary's (CA)	57 72	61	A	Santa Clara	41 68	110	H	Gonzaga	59 66
				48	H	St. Mary's (CA)	81 91	61	H	Santa Clara	56 57	121	A	Hawaii	51 65
				48	N	St. Mary's (CA)	71 85	81	A	San Diego	58 82	172	A	Pacific	63 60
								81	H	San Diego	67 75	172	H	Pacific	96 88
								90	A	San Francisco	72 81	189	A	Cal Poly	58 70
								90	H	San Francisco	73 75	199	A	Colorado	81 92
												255	H	San Diego St.	92 65
												266	A	Pepperdine	83 77
												266	H	Pepperdine	79 69
												267	A	UC Santa Barbara	70 63
												271	H	Seattle	69 78
												287	A	Portland	77 62
												287	H	Portland	62 52
												287	N	Portland	85 72
												321	N	Nevada	69 58
												336	H	UC Irvine	95 50
												340	H	Cal St. Fullerton	73 75
LAST 12 Division I GAMES:															
				48	N	St. Mary's (CA)	71 85	48	H	St. Mary's (CA)	81 91				
				287	N	Portland	85 72	172	H	Pacific	96 88				
				336	H	UC Irvine	95 50	287	A	Portland	77 62				
				266	A	Pepperdine	83 77	110	A	Gonzaga	68 83				
				90	A	San Francisco	72 81	81	H	San Diego	67 75				
				61	A	Santa Clara	41 68	16	H	BYU	75 82				

Non-Div I Games:

Loyola Marymount

■ Loss,
 ■ Non-Conf,
 ■ S Site,
 ■ H Home
 ■ A Away
 N Neutral

MaineMaine

Loss, Non-Conf, S Site, H Home A Away N Neutral

Average RPI Win:	250	WON-LOST	WINNING	LAST 10	STRENGTH OF	OPP. STRENGTH	TEAM	ADJ.	CONF.	ADJ CONF.
Average RPI Loss:	194	RECORD	PCT. RANK	GAMES	SCHEDULE	OF SCHEDULE	RPI	RPI	RPI	RPI
DIV. I ONLY	15- 16	172	6- 4	303	254	245	245	23	23	
DIV. I NON-CONF.	3- 6	234	0- 0	297	313	288	288	22	22	
TOTALS	RPI 1-25	RPI 26-50	W-L RECORDS	RPI 51-100	RPI 101-150	RPI 150+				
15- 16	0- 0	0- 0	OVERALL	1- 2	1- 1	13- 13				
7- 7	0- 0	0- 0	HOME	0- 2	1- 0	6- 5				
7- 8	0- 0	0- 0	AWAY	1- 0	0- 1	6- 7				
1- 1	0- 0	0- 0	NEUTRAL	0- 0	0- 0	1- 1				
3- 6	0- 0	0- 0	NON-CONFERENCE	0- 1	0- 0	3- 5				
2- 2	0- 0	0- 0	HOME	0- 1	0- 0	2- 1				
1- 4	0- 0	0- 0	AWAY	0- 0	0- 0	1- 4				
0- 0	0- 0	0- 0	NEUTRAL	0- 0	0- 0	0- 0				
12- 10	0- 0	0- 0	CONFERENCE	1- 1	1- 1	10- 8				
5- 5	0- 0	0- 0	HOME	0- 1	1- 0	4- 4				
6- 4	0- 0	0- 0	AWAY	1- 0	0- 1	5- 3				
1- 1	0- 0	0- 0	NEUTRAL	0- 0	0- 0	1- 1				

RPI S	Opponent	Score	RPI S	Opponent	Score	RPI S	Opponent	Score	RPI S	Opponent	Score	Team's RPI: 245
						82	A Quinnipiac	52 42	116	A Iona	56 67	
						82	H Quinnipiac	63 81	116	H Iona	63 56	
						89	H Bucknell	56 61	157	A Yale	36 62	
									158	H Fordham	49 60	
									159	A Marist	64 59	
									159	H Marist	73 79	
									159	N Marist	58 70	
									200	A Fairfield	70 55	
									200	H Fairfield	57 59	
									205	H Brown	80 56	
									222	A Canisius	68 70	
									222	H Canisius	77 55	
									231	A Siena	59 60	
									231	H Siena	56 49	
									233	A New Hampshire	57 72	
									246	A Monmouth	62 72	
									246	H Monmouth	56 57	
									253	A Holy Cross	44 58	
									276	A American	48 52	
									284	A Rider	74 70	
									284	H Rider	49 56	
									289	A Niagara	58 49	
									289	H Niagara	80 62	
									316	A Fairleigh Dickinson	85 78	
									337	H St. Francis Brooklyn	61 53	
									338	A Saint Peter's	60 43	
LAST 12 Division I GAMES:												
			159	N Marist	58 70		231	H Siena	56 49			
			338	N Saint Peter's	60 43		246	H Monmouth	56 57			
			284	H Rider	49 56		159	A Marist	64 59			
			338	A Saint Peter's	60 43		222	H Canisius	77 55			
			289	A Niagara	58 49		246	A Monmouth	62 72			
			222	A Canisius	68 70		82	H Quinnipiac	63 81			

Non-Div I Games:

Manhattan

■ Loss,
■ Non-Conf,
■ S Site,
■ H Home
■ A Away
N Neutral

RPI	S	Opponent	Score	
338	H	Saint Peter's	64	47
338	N	Saint Peter's	60	43

M
a
n
h
a
t
t
a
n

M
a
n
h
a
t
t
a
n

Manhattan

RPI 1-25			
RPI	S	Opponent	Score
14	N	Louisville	53 65
RPI 26-50			
RPI	S	Opponent	Score
32	H	Princeton	44 77
RPI 51-100			
RPI	S	Opponent	Score
54	A	St. John's (NY)	47 61
60	A	South Dakota St.	68 77
65	H	Hofstra	67 71
82	A	Quinnipiac	71 76
82	H	Quinnipiac	56 47
93	N	Missouri St.	45 77
RPI 101+			
RPI	S	Opponent	Score
116	A	Iona	49 69
116	H	Iona	62 61
119	N	LSU	49 72
128	A	Creighton	46 89
163	H	Delaware	50 56
200	A	Fairfield	72 57
200	H	Fairfield	64 63
222	A	Canisius	69 71
222	H	Canisius	67 55
231	A	Siena	56 60
231	H	Siena	66 37
245	A	Manhattan	79 73
245	H	Manhattan	59 64
245	N	Manhattan	70 58
246	A	Monmouth	52 60
246	H	Monmouth	78 55
284	A	Rider	74 56
284	H	Rider	66 54
289	A	Niagara	82 68
289	H	Niagara	63 50
338	A	Saint Peter's	74 55
338	H	Saint Peter's	69 46
344	A	Boston U.	73 54

Non-Div I Games:

Average RPI Win:	162	WON-LOST	WINNING	LAST 10	STRENGTH OF	OPP. STRENGTH	TEAM	ADJ.	CONF.	ADJ CONF.
Average RPI Loss:	65	RECORD	PCT. RANK	GAMES	SCHEDULE	OF SCHEDULE	RPI	RPI	RPI	RPI
DIV. I ONLY	14- 15	175	6- 4	47	68	92	92	6	6	
DIV. I NON-CONF.	5- 6	180	0- 0	27	58	102	102	6	6	
TOTALS	RPI 1-25	RPI 26-50	W-L RECORDS	RPI 51-100	RPI 101-150	RPI 150+				
14- 15	0- 5	1- 3	OVERALL	3- 3	2- 3	8- 1				
9- 4	0- 2	1- 1	HOME	3- 0	1- 1	4- 0				
4- 11	0- 3	0- 2	AWAY	0- 3	1- 2	3- 1				
1- 0	0- 0	0- 0	NEUTRAL	0- 0	0- 0	1- 0				
5- 6	0- 3	0- 0	NON-CONFERENCE	1- 1	1- 2	3- 0				
2- 2	0- 1	0- 0	HOME	1- 0	0- 1	1- 0				
2- 4	0- 2	0- 0	AWAY	0- 1	1- 1	1- 0				
1- 0	0- 0	0- 0	NEUTRAL	0- 0	0- 0	1- 0				
9- 9	0- 2	1- 3	CONFERENCE	2- 2	1- 1	5- 1				
7- 2	0- 1	1- 1	HOME	2- 0	1- 0	3- 0				
2- 7	0- 1	0- 2	AWAY	0- 2	0- 1	2- 1				
0- 0	0- 0	0- 0	NEUTRAL	0- 0	0- 0	0- 0				

RPI 1-25				RPI 26-50				RPI 51-100 Team's RPI: 92				RPI 101+			
RPI	S	Opponent	Score	RPI	S	Opponent	Score	RPI	S	Opponent	Score	RPI	S	Opponent	Score
5	H	Oregon St.	58 65	37	A	Seton Hall	68 99	54	A	St. John's (NY)	77 81	115	H	IUPUI	55 60
11	A	Arizona St.	80 90	37	H	Seton Hall	89 82	54	H	St. John's (NY)	67 64	128	A	Creighton	81 83
19	A	DePaul	86 91	44	A	Villanova	60 81	56	H	Auburn	70 69	128	H	Creighton	79 72
19	H	DePaul	65 98	44	H	Villanova	75 82	62	A	South Dakota	69 97	146	A	Milwaukee	101 81
23	A	Green Bay	55 75					91	A	Georgetown	72 75	149	A	Northern Ky.	78 83
								91	H	Georgetown	87 72	167	A	Xavier	66 71
												167	H	Xavier	74 69
												181	A	Butler	80 64
												181	H	Butler	76 69
												195	H	Wisconsin	77 61
												196	N	Richmond	98 80
												264	A	Providence	92 85
												264	H	Providence	105 75
												310	A	FIU	95 83
LAST 12 Division I GAMES:															
19	H	DePaul	65 98	91	A	Georgetown	72 75								
264	A	Providence	92 85	37	H	Seton Hall	89 82								
128	A	Creighton	81 83	54	H	St. John's (NY)	67 64								
167	H	Xavier	74 69	128	H	Creighton	79 72								
181	H	Butler	76 69	264	H	Providence	105 75								
44	A	Villanova	60 81	181	A	Butler	80 64								

Non-Div I Games:

Marquette

■ Loss,
 ■ Non-Conf,
 ■ S Site,
 ■ H Home
 ■ A Away
 N Neutral

Average RPI Win:	222	WON-LOST	WINNING	LAST 10	STRENGTH OF	OPP. STRENGTH	TEAM	ADJ.	CONF.	ADJ CONF.
Average RPI Loss:	94	RECORD	PCT. RANK	GAMES	SCHEDULE	OF SCHEDULE	RPI	RPI	RPI	RPI
DIV. I ONLY	17- 10	94	6- 4	191	155	133	133	13	13	
DIV. I NON-CONF.	8- 1	23	0- 0	330	329	141	141	11	11	
TOTALS	RPI 1-25	RPI 26-50	W-L RECORDS	RPI 51-100	RPI 101-150	RPI 150+				
17- 10	0- 1	1- 2	OVERALL	0- 4	1- 0	15- 3				
11- 4	0- 0	1- 1	HOME	0- 2	0- 0	10- 1				
6- 5	0- 0	0- 1	AWAY	0- 2	1- 0	5- 2				
0- 1	0- 1	0- 0	NEUTRAL	0- 0	0- 0	0- 0				
8- 1	0- 1	0- 0	NON-CONFERENCE	0- 0	1- 0	7- 0				
6- 0	0- 0	0- 0	HOME	0- 0	0- 0	6- 0				
2- 0	0- 0	0- 0	AWAY	0- 0	1- 0	1- 0				
0- 1	0- 1	0- 0	NEUTRAL	0- 0	0- 0	0- 0				
9- 9	0- 0	1- 2	CONFERENCE	0- 4	0- 0	8- 3				
5- 4	0- 0	1- 1	HOME	0- 2	0- 0	4- 1				
4- 5	0- 0	0- 1	AWAY	0- 2	0- 0	4- 2				
0- 0	0- 0	0- 0	NEUTRAL	0- 0	0- 0	0- 0				

RPI S	Opponent	Score	RPI S	Opponent	Score	RPI S	Opponent	Score	RPI S	Opponent	Score	Team's RPI: 133
21 N	West Virginia	60 66	30 H	UTEP	79 64	67 A	Middle Tenn.	54 65	137 A	Southern Ill.	61 55	
			38 A	Western Ky.	52 81	67 H	Middle Tenn.	73 79	154 A	Old Dominion	55 77	
			38 H	Western Ky.	76 80	77 A	Charlotte	77 87	154 H	Old Dominion	80 62	
						77 H	Charlotte	61 64	164 A	Fla. Atlantic	73 84	
									165 A	UAB	64 61	
									165 H	UAB	73 65	
									170 H	Cornell	73 47	
									171 A	Southern Miss.	63 53	
									183 A	Louisiana Tech	54 52	
									211 H	Rhode Island	72 62	
									234 H	Rice	81 52	
									239 H	North Texas	63 71	
									246 H	UTSA	80 76	
									265 H	Saint Francis (PA)	81 73	
									306 A	Morehead St.	104 101	
									310 A	FIU	65 58	
									342 H	NJIT	63 50	
									346 H	Alabama A&M	81 45	
									347 H	Norfolk St.	81 67	
LAST 12 Division I GAMES:												
171 A	Southern Miss.	63 53	38 H	Western Ky.	76 80	246 H	UTSA	80 76				
183 A	Louisiana Tech	54 52	30 H	UTEP	79 64	165 A	UAB	64 61				
67 H	Middle Tenn.	73 79	67 A	Middle Tenn.	54 65							
165 H	UAB	73 65	154 A	Old Dominion	55 77							
154 A	Old Dominion	55 77	77 A	Charlotte	77 87							
77 A	Charlotte	77 87	154 H	Old Dominion	80 62							

Non-Div I Games: Brescia 92 40 West Va. Tech 83 39

Marshall

Loss, Non-Conf, S Site, H Home A Away N Neutral

Maryland

Through Games Of March 5, 2016

Average RPI Win:	127	WON-LOST	WINNING	LAST 10	STRENGTH OF	OPP. STRENGTH	TEAM	ADJ.	CONF.	ADJ CONF.
Average RPI Loss:	5	RECORD	PCT. RANK	GAMES	SCHEDULE	OF SCHEDULE	RPI	RPI	RPI	RPI
DIV. I ONLY	29- 3	7	9- 1	55	37	10	10	5	5	
DIV. I NON-CONF.	11- 1	16	0- 0	92	148	17	17	4	4	
TOTALS	RPI 1-25	RPI 26-50	W-L RECORDS	RPI 51-100	RPI 101-150	RPI 150+				
29- 3	2- 3	1- 0	OVERALL	10- 0	6- 0	10- 0				
15- 1	2- 1	1- 0	HOME	4- 0	2- 0	6- 0				
9- 1	0- 1	0- 0	AWAY	4- 0	2- 0	3- 0				
5- 1	0- 1	0- 0	NEUTRAL	2- 0	2- 0	1- 0				
11- 1	1- 1	0- 0	NON-CONFERENCE	1- 0	2- 0	7- 0				
7- 0	1- 0	0- 0	HOME	0- 0	1- 0	5- 0				
1- 0	0- 0	0- 0	AWAY	0- 0	0- 0	1- 0				
3- 1	0- 1	0- 0	NEUTRAL	1- 0	1- 0	1- 0				
18- 2	1- 2	1- 0	CONFERENCE	9- 0	4- 0	3- 0				
8- 1	1- 1	1- 0	HOME	4- 0	1- 0	1- 0				
8- 1	0- 1	0- 0	AWAY	4- 0	2- 0	2- 0				
2- 0	0- 0	0- 0	NEUTRAL	1- 0	1- 0	0- 0				

RPI S	Opponent	Score	RPI S	Opponent	Score	RPI S	Opponent	Score	RPI S	Opponent	Score
4 N	UConn	73 83	45 H	Indiana	86 63	52 A	Rutgers	73 59	101 A	Northwestern	79 70
6 A	Ohio St.	86 94				58 A	Iowa	76 56	101 H	Northwestern	80 62
6 H	Ohio St.	71 80				58 N	Iowa	75 55	101 N	Northwestern	83 62
13 H	Syracuse	82 64				60 N	South Dakota St.	62 55	124 N	Pittsburgh	70 49
17 H	Michigan St.	85 76				63 A	Purdue	87 67	130 A	Penn St.	89 53
						63 H	Purdue	73 59	142 H	Detroit	97 41
						75 A	Michigan	74 67	154 N	Old Dominion	95 49
						75 H	Michigan	76 56	155 H	Southern U.	94 61
						80 H	Minnesota	110 77	179 A	Illinois	79 63
						96 H	Nebraska	89 50	195 A	Wisconsin	90 65
									195 H	Wisconsin	83 77
									230 H	Loyola Maryland	97 47
									252 H	High Point	105 50
									274 A	UMES	106 30
									275 H	Central Conn. St.	86 43
									320 H	UMass Lowell	102 53
LAST 12 Division I GAMES:											
101 N	Northwestern	83 62	101 A	Northwestern	79 70						
58 N	Iowa	75 55	63 H	Purdue	73 59						
80 H	Minnesota	110 77	6 A	Ohio St.	86 94						
195 H	Wisconsin	83 77	17 H	Michigan St.	85 76						
52 A	Rutgers	73 59	63 A	Purdue	87 67						
75 H	Michigan	76 56	45 H	Indiana	86 63						

Non-Div I Games:

Maryland

Loss, Non-Conf, S Site, H Home A Away N Neutral

Massachusetts

Through Games Of March 5, 2016

Average RPI Win:	209	WON-LOST	WINNING	LAST 10	STRENGTH OF	OPP. STRENGTH	TEAM	ADJ.	CONF.	ADJ CONF.
Average RPI Loss:	128	RECORD	PCT. RANK	GAMES	SCHEDULE	OF SCHEDULE	RPI	RPI	RPI	RPI
DIV. I ONLY	12- 18	234	6- 4	202	96	221	221	7	7	
DIV. I NON-CONF.	6- 6	160	0- 1	255	167	199	199	8	8	
TOTALS	RPI 1-25	RPI 26-50	W-L RECORDS	RPI 51-100	RPI 101-150	RPI 150+				
12- 18	0- 1	1- 3	OVERALL	2- 4	0- 2	9- 8				
7- 6	0- 0	1- 0	HOME	2- 1	0- 2	4- 3				
4- 10	0- 1	0- 3	AWAY	0- 2	0- 0	4- 4				
1- 2	0- 0	0- 0	NEUTRAL	0- 1	0- 0	1- 1				
6- 6	0- 0	0- 1	NON-CONFERENCE	1- 2	0- 1	5- 2				
4- 1	0- 0	0- 0	HOME	1- 0	0- 1	3- 0				
2- 4	0- 0	0- 1	AWAY	0- 1	0- 0	2- 2				
0- 1	0- 0	0- 0	NEUTRAL	0- 1	0- 0	0- 0				
6- 12	0- 1	1- 2	CONFERENCE	1- 2	0- 1	4- 6				
3- 5	0- 0	1- 0	HOME	1- 1	0- 1	1- 3				
2- 6	0- 1	0- 2	AWAY	0- 1	0- 0	2- 2				
1- 1	0- 0	0- 0	NEUTRAL	0- 0	0- 0	1- 1				

RPI 1-25				RPI 26-50				RPI 51-100				RPI 101+ Team's RPI: 221			
RPI	S	Opponent	Score	RPI	S	Opponent	Score	RPI	S	Opponent	Score	RPI	S	Opponent	Score
18	A	Duquesne	64 73	33	A	George Washington	50 67	53	A	Saint Louis	49 69	113	H	Saint Joseph's	58 62
				34	A	St. Bonaventure	41 66	57	N	Ball St.	54 81	131	H	Buffalo	48 56
				34	H	St. Bonaventure	69 60	65	H	Hofstra	57 56	158	H	Fordham	55 60
				50	A	Duke	46 70	71	H	VCU	66 74	158	N	Fordham	62 73
								83	H	Dayton	76 69	169	A	George Mason	59 64
								95	A	Harvard	65 67	187	A	Davidson	66 62
												196	H	Richmond	68 74
												199	A	Colorado	63 90
												211	A	Rhode Island	71 64
												211	H	Rhode Island	79 80
												216	H	Hartford	63 57
												227	A	Bryant	86 69
												253	A	Holy Cross	74 60
												275	A	Central Conn. St.	68 78
												281	A	La Salle	57 66
												281	H	La Salle	80 57
												281	N	La Salle	81 65
												320	H	UMass Lowell	84 58
												344	H	Boston U.	73 56
LAST 12 Division I GAMES:															
				158	N	Fordham	62 73	83	H	Dayton	76 69				
				281	N	La Salle	81 65	34	H	St. Bonaventure	69 60				
				57	N	Ball St.	54 81	281	A	La Salle	57 66				
				281	H	La Salle	80 57	158	H	Fordham	55 60				
				211	A	Rhode Island	71 64	18	A	Duquesne	64 73				
				187	A	Davidson	66 62	169	A	George Mason	59 64				

Non-Div I Games:

Massachusetts

Loss, Non-Conf, S Site, H Home A Away N Neutral

McNeese St.

Through Games Of March 5, 2016

Average RPI Win:	259	WON-LOST	WINNING	LAST 10	STRENGTH OF	OPP. STRENGTH	TEAM	ADJ.	CONF.	ADJ CONF.
Average RPI Loss:	137	RECORD	PCT. RANK	GAMES	SCHEDULE	OF SCHEDULE	RPI	RPI	RPI	RPI
DIV. I ONLY	16- 11	121	6- 4	256	226	144	144	25	25	
DIV. I NON-CONF.	5- 4	138	0- 0	129	49	91	91	26	26	
TOTALS	RPI 1-25	RPI 26-50	W-L RECORDS	RPI 51-100	RPI 101-150	RPI 150+				
16- 11	0- 1	0- 1	OVERALL	0- 4	2- 1	14- 4				
9- 2	0- 0	0- 0	HOME	0- 1	1- 0	8- 1				
6- 9	0- 1	0- 1	AWAY	0- 3	1- 1	5- 3				
1- 0	0- 0	0- 0	NEUTRAL	0- 0	0- 0	1- 0				
5- 4	0- 1	0- 1	NON-CONFERENCE	0- 1	1- 0	4- 1				
2- 0	0- 0	0- 0	HOME	0- 0	0- 0	2- 0				
2- 4	0- 1	0- 1	AWAY	0- 1	1- 0	1- 1				
1- 0	0- 0	0- 0	NEUTRAL	0- 0	0- 0	1- 0				
11- 7	0- 0	0- 0	CONFERENCE	0- 3	1- 1	10- 3				
7- 2	0- 0	0- 0	HOME	0- 1	1- 0	6- 1				
4- 5	0- 0	0- 0	AWAY	0- 2	0- 1	4- 2				
0- 0	0- 0	0- 0	NEUTRAL	0- 0	0- 0	0- 0				

RPI 1-25				RPI 26-50				RPI 51-100				RPI 101+ Team's RPI: 144			
RPI	S	Opponent	Score	RPI	S	Opponent	Score	RPI	S	Opponent	Score	RPI	S	Opponent	Score
2	A	Baylor	46 105	41	A	Chattanooga	53 68	74	A	Tulane	55 74	114	A	Northwestern St.	64 85
								76	A	Abilene Christian	62 79	114	H	Northwestern St.	78 74
								99	A	Central Ark.	52 76	147	A	UT Arlington	63 57
								99	H	Central Ark.	56 70	177	A	Ole Miss	56 96
												183	A	Louisiana Tech	74 71
												197	A	SFA	55 80
												214	N	Dartmouth	78 56
												234	H	Rice	61 53
												236	H	Sam Houston St.	82 79
												250	A	Houston Baptist	71 64
												272	H	La.-Monroe	72 62
												288	A	Lamar	76 69
												288	H	Lamar	92 84
												304	A	Nicholls St.	81 85
												304	H	Nicholls St.	96 62
												313	H	A&M-Corpus Christi	72 51
												317	A	Southeastern La.	83 74
												317	H	Southeastern La.	96 79
												329	H	Incarinate Word	55 68
												331	A	New Orleans	77 74
												331	H	New Orleans	92 63
LAST 12 Division I GAMES:															
				99	A	Central Ark.	52 76	317	A	Southeastern La.	83 74				
				304	H	Nicholls St.	96 62	304	A	Nicholls St.	81 85				
				288	A	Lamar	76 69	331	H	New Orleans	92 63				
				288	H	Lamar	92 84	331	A	New Orleans	77 74				
				99	H	Central Ark.	56 70	317	H	Southeastern La.	96 79				
				114	A	Northwestern St.	64 85	114	H	Northwestern St.	78 74				

Non-Div I Games: Southern-N.O. 97 61 Louisiana Col. 73 59 Loyola (LA) 70 69

McNeese St.

Loss, Non-Conf, S Site, H Home A Away N Neutral

Memphis

Through Games Of March 5, 2016

Average RPI Win:	187	WON-LOST	WINNING	LAST 10	STRENGTH OF	OPP. STRENGTH	TEAM	ADJ.	CONF.	ADJ CONF.
Average RPI Loss:	87	RECORD	PCT. RANK	GAMES	SCHEDULE	OF SCHEDULE	RPI	RPI	RPI	RPI
DIV. I ONLY	18- 12	114	7- 3	130	78	108	108	9	9	
DIV. I NON-CONF.	6- 5	146	0- 0	147	86	154	154	7	7	
TOTALS	RPI 1-25	RPI 26-50	W-L RECORDS	RPI 51-100	RPI 101-150	RPI 150+				
18- 12	0- 2	1- 2	OVERALL	4- 4	3- 1	10- 3				
12- 4	0- 1	1- 1	HOME	3- 1	2- 0	6- 1				
6- 7	0- 1	0- 1	AWAY	1- 2	1- 1	4- 2				
0- 1	0- 0	0- 0	NEUTRAL	0- 1	0- 0	0- 0				
6- 5	0- 0	0- 1	NON-CONFERENCE	2- 2	1- 1	3- 1				
5- 2	0- 0	0- 1	HOME	1- 1	1- 0	3- 0				
1- 3	0- 0	0- 0	AWAY	1- 1	0- 1	0- 1				
0- 0	0- 0	0- 0	NEUTRAL	0- 0	0- 0	0- 0				
12- 7	0- 2	1- 1	CONFERENCE	2- 2	2- 0	7- 2				
7- 2	0- 1	1- 0	HOME	2- 0	1- 0	3- 1				
5- 4	0- 1	0- 1	AWAY	0- 1	1- 0	4- 1				
0- 1	0- 0	0- 0	NEUTRAL	0- 1	0- 0	0- 0				

RPI	S	Opponent	Score	RPI	S	Opponent	Score	RPI	S	Opponent	Score	RPI	S	Opponent	Score	Team's RPI: 108
4	A	UConn	40 83	26	A	South Fla.	82 97	53	H	Saint Louis	57 63	103	A	Little Rock	53 61	
4	H	UConn	46 86	26	H	South Fla.	88 87	64	A	Temple	58 82	137	H	Southern Ill.	61 58	
				33	H	George Washington	62 68	64	H	Temple	100 97	148	A	East Carolina	79 78	
								70	A	Central Mich.	64 61	148	H	East Carolina	93 83	
								74	H	Tulane	83 67	179	H	Illinois	81 75	
								74	N	Tulane	64 70	188	A	Tulsa	69 58	
								80	A	Minnesota	60 70	188	H	Tulsa	59 65	
								91	H	Georgetown	57 53	192	A	SMU	49 58	
												217	A	Kansas	63 72	
												237	A	Cincinnati	64 47	
												237	H	Cincinnati	54 51	
												278	A	UCF	69 52	
												278	H	UCF	75 59	
												285	A	Houston	77 64	
												285	H	Houston	74 57	
												296	H	Jacksonville St.	70 55	
												339	H	Eastern Ill.	80 49	
LAST 12 Division I GAMES:																
		74	N	Tulane	64	70		278	A	UCF	69	52				
		285	A	Houston	77	64		237	H	Cincinnati	54	51				
		148	H	East Carolina	93	83		4	A	UConn	40	83				
		26	A	South Fla.	82	97		278	H	UCF	75	59				
		64	H	Temple	100	97		188	A	Tulsa	69	58				
		148	A	East Carolina	79	78		26	H	South Fla.	88	87				

Non-Div I Games:

Memphis

Loss, Non-Conf, S Site, H Home A Away N Neutral

Average RPI Win:	252	WON-LOST	WINNING	LAST 10	STRENGTH OF	OPP. STRENGTH	TEAM	ADJ.	CONF.	ADJ CONF.
Average RPI Loss:	75	RECORD	PCT. RANK	GAMES	SCHEDULE	OF SCHEDULE	RPI	RPI	RPI	RPI
DIV. I ONLY	22- 7	49	9- 1	272	211	112	112	17	17	
DIV. I NON-CONF.	8- 5	120	0- 0	245	284	159	159	15	15	
TOTALS	RPI 1-25	RPI 26-50	W-L RECORDS	RPI 51-100	RPI 101-150	RPI 150+				
22- 7	0- 1	1- 2	OVERALL	0- 2	2- 1	19- 1				
10- 3	0- 0	1- 0	HOME	0- 1	1- 1	8- 1				
9- 3	0- 1	0- 2	AWAY	0- 0	1- 0	8- 0				
3- 1	0- 0	0- 0	NEUTRAL	0- 1	0- 0	3- 0				
8- 5	0- 1	0- 1	NON-CONFERENCE	0- 2	0- 1	8- 0				
4- 2	0- 0	0- 0	HOME	0- 1	0- 1	4- 0				
3- 2	0- 1	0- 1	AWAY	0- 0	0- 0	3- 0				
1- 1	0- 0	0- 0	NEUTRAL	0- 1	0- 0	1- 0				
14- 2	0- 0	1- 1	CONFERENCE	0- 0	2- 0	11- 1				
6- 1	0- 0	1- 0	HOME	0- 0	1- 0	4- 1				
6- 1	0- 0	0- 1	AWAY	0- 0	1- 0	5- 0				
2- 0	0- 0	0- 0	NEUTRAL	0- 0	0- 0	2- 0				

RPI 1-25				RPI 26-50				RPI 51-100				RPI 101+ Team's RPI: 112			
RPI	S	Opponent	Score	RPI	S	Opponent	Score	RPI	S	Opponent	Score	RPI	S	Opponent	Score
15	A	Florida St.	36 79	39	A	Georgia	44 57	53	H	Saint Louis	60 68	111	A	Samford	63 60
				41	A	Chattanooga	45 67	77	N	Charlotte	62 72	111	H	Samford	63 61
				41	H	Chattanooga	67 44					137	H	Southern Ill.	52 55
												166	A	ETSU	61 45
												166	H	ETSU	53 55
												215	A	Furman	61 50
												215	H	Furman	64 62
												215	N	Furman	64 50
												223	H	Col. of Charleston	66 58
												280	A	Tennessee Tech	63 47
												286	A	Kennesaw St.	72 61
												290	H	Ga. Southern	62 50
												296	H	Jacksonville St.	46 39
												297	A	Florida A&M	54 50
												300	A	Western Caro.	92 88
												300	H	Western Caro.	63 42
												305	A	Wofford	70 61
												305	H	Wofford	80 32
												307	A	UNCG	86 78
												307	H	UNCG	81 47
												307	N	UNCG	75 53
												325	H	North Florida	68 54
												332	N	Howard	70 53
LAST 12 Division I GAMES:															
				215	N	Furman	64 50					111	H	Samford	63 61
				307	N	UNCG	75 53					307	H	UNCG	81 47
				215	H	Furman	64 62					300	H	Western Caro.	63 42
				305	H	Wofford	80 32					215	A	Furman	61 50
				41	A	Chattanooga	45 67					305	A	Wofford	70 61
				166	A	ETSU	61 45					166	H	ETSU	53 55

Non-Div I Games: Faulkner 86 33 Coastal Ga. 87 48

Mercer

Loss, Non-Conf, S Site, H Home A Away N Neutral

Average RPI Win:	151	WON-LOST	WINNING	LAST 10	STRENGTH OF	OPP. STRENGTH	TEAM	ADJ.	CONF.	ADJ CONF.
Average RPI Loss:	21	RECORD	PCT. RANK	GAMES	SCHEDULE	OF SCHEDULE	RPI	RPI	RPI	RPI
DIV. I ONLY	24- 8	53	6- 4	43	47	27	27	4	4	
DIV. I NON-CONF.	12- 1	9	0- 0	173	145	42	42	5	5	
TOTALS	RPI 1-25	RPI 26-50	W-L RECORDS	RPI 51-100	RPI 101-150	RPI 150+				
24- 8	1- 7	3- 0	OVERALL	2- 0	8- 1	10- 0				
13- 3	0- 3	2- 0	HOME	0- 0	5- 0	6- 0				
8- 3	0- 2	0- 0	AWAY	2- 0	2- 1	4- 0				
3- 2	1- 2	1- 0	NEUTRAL	0- 0	1- 0	0- 0				
12- 1	0- 1	1- 0	NON-CONFERENCE	1- 0	2- 0	8- 0				
8- 0	0- 0	0- 0	HOME	0- 0	2- 0	6- 0				
3- 0	0- 0	0- 0	AWAY	1- 0	0- 0	2- 0				
1- 1	0- 1	1- 0	NEUTRAL	0- 0	0- 0	0- 0				
12- 7	1- 6	2- 0	CONFERENCE	1- 0	6- 1	2- 0				
5- 3	0- 3	2- 0	HOME	0- 0	3- 0	0- 0				
5- 3	0- 2	0- 0	AWAY	1- 0	2- 1	2- 0				
2- 1	1- 1	0- 0	NEUTRAL	0- 0	1- 0	0- 0				

RPI 1-25				RPI 26-50				Team's RPI: 27				RPI 51-100				RPI 101+			
RPI	S	Opponent	Score	RPI	S	Opponent	Score	RPI	S	Opponent	Score	RPI	S	Opponent	Score	RPI	S	Opponent	Score
1	A	Notre Dame	69 90	45	N	Indiana	89 75	72	A	Georgia Tech	58 55	106	H	Wright St.	80 67				
1	N	Notre Dame	67 78	49	H	North Carolina St.	73 44	77	A	Charlotte	77 70	109	A	Virginia	56 76				
2	N	Baylor	81 88	50	H	Duke	61 53					117	A	Boston College	67 62				
13	H	Syracuse	51 57									120	A	Virginia Tech	57 45				
14	H	Louisville	51 79									120	H	Virginia Tech	67 56				
15	A	Florida St.	67 70									124	H	Pittsburgh	79 55				
15	H	Florida St.	58 69									124	N	Pittsburgh	77 55				
15	N	Florida St.	74 56									138	H	Wake Forest	71 60				
												146	H	Milwaukee	77 38				
												153	A	North Carolina	76 61				
												154	A	Old Dominion	61 35				
												174	A	Loyola Chicago	77 50				
												179	H	Illinois	73 64				
												242	H	Bethune-Cookman	55 47				
												244	H	Coppin St.	78 59				
												258	A	Clemson	83 49				
												281	H	La Salle	86 58				
												310	H	FIU	83 55				
												320	H	UMass Lowell	84 53				
LAST 12 Division I GAMES:																			
				1	N	Notre Dame	67 78	1	A	Notre Dame	69 90								
				15	N	Florida St.	74 56	72	A	Georgia Tech	58 55								
				124	N	Pittsburgh	77 55	50	H	Duke	61 53								
				15	A	Florida St.	67 70	117	A	Boston College	67 62								
				14	H	Louisville	51 79	13	H	Syracuse	51 57								
				120	H	Virginia Tech	67 56	120	A	Virginia Tech	57 45								

Non-Div I Games:

Miami (FL)

Average RPI Win:	265	WON-LOST	WINNING	LAST 10	STRENGTH OF	OPP. STRENGTH	TEAM	ADJ.	CONF.	ADJ CONF.
Average RPI Loss:	137	RECORD	PCT. RANK	GAMES	SCHEDULE	OF SCHEDULE	RPI	RPI	RPI	RPI
DIV. I ONLY	9- 20	275	1- 9	225	161	282	282	11	11	
DIV. I NON-CONF.	6- 5	146	0- 0	311	238	236	236	13	13	
TOTALS	RPI 1-25	RPI 26-50	W-L RECORDS	RPI 51-100	RPI 101-150	RPI 150+				
9- 20	0- 0	0- 2	OVERALL	0- 5	1- 7	8- 6				
7- 8	0- 0	0- 1	HOME	0- 2	1- 3	6- 2				
1- 12	0- 0	0- 1	AWAY	0- 3	0- 4	1- 4				
1- 0	0- 0	0- 0	NEUTRAL	0- 0	0- 0	1- 0				
6- 5	0- 0	0- 0	NON-CONFERENCE	0- 1	0- 2	6- 2				
4- 2	0- 0	0- 0	HOME	0- 0	0- 1	4- 1				
1- 3	0- 0	0- 0	AWAY	0- 1	0- 1	1- 1				
1- 0	0- 0	0- 0	NEUTRAL	0- 0	0- 0	1- 0				
3- 15	0- 0	0- 2	CONFERENCE	0- 4	1- 5	2- 4				
3- 6	0- 0	0- 1	HOME	0- 2	1- 2	2- 1				
0- 9	0- 0	0- 1	AWAY	0- 2	0- 3	0- 3				
0- 0	0- 0	0- 0	NEUTRAL	0- 0	0- 0	0- 0				

RPI S	Opponent	Score	RPI S	Opponent	Score	RPI S	Opponent	Score	RPI S	Opponent	Score	Team's RPI: 282
42	A Ohio	44 72	42	H Ohio	58 77	57	A Ball St.	41 66	104	A UT Martin	47 74	
						70	A Central Mich.	54 77	105	H Toledo	50 55	
						70	H Central Mich.	58 72	122	A Akron	65 77	
						75	A Michigan	55 97	122	H Akron	62 65	
						85	H Eastern Mich.	46 70	131	A Buffalo	39 58	
									131	H Buffalo	69 58	
									140	A Western Mich.	66 80	
									149	H Northern Ky.	57 71	
									164	A Fla. Atlantic	65 68	
									178	H Eastern Ky.	72 77	
									202	H Oakland	65 54	
									240	A Valparaiso	75 72	
									257	A Bowling Green	56 76	
									257	H Bowling Green	58 64	
									259	A Northern Ill.	73 92	
									259	H Northern Ill.	66 60	
									270	H Austin Peay	75 60	
									306	H Morehead St.	59 57	
									319	A Kent St.	53 59	
									319	H Kent St.	55 52	
									327	N LIU Brooklyn	68 49	
									330	H Evansville	91 85	
LAST 12 Division I GAMES:												
42	H Ohio	58 77	85	H Eastern Mich.	46 70							
319	A Kent St.	53 59	259	A Northern Ill.	73 92							
257	A Bowling Green	56 76	122	A Akron	65 77							
122	H Akron	62 65	319	H Kent St.	55 52							
131	A Buffalo	39 58	70	A Central Mich.	54 77							
42	A Ohio	44 72	131	H Buffalo	69 58							

Non-Div I Games:

Miami (OH)

■ Loss,
■ Non-Conf,
■ S Site,
■ H Home
■ A Away
N Neutral

Michigan

Through Games Of March 5, 2016

Average RPI Win:	148	WON-LOST	WINNING	LAST 10	STRENGTH OF	OPP. STRENGTH	TEAM	ADJ.	CONF.	ADJ CONF.
Average RPI Loss:	42	RECORD	PCT. RANK	GAMES	SCHEDULE	OF SCHEDULE	RPI	RPI	RPI	RPI
DIV. I ONLY	17- 13	138	6- 4	35	36	75	75	5	5	
DIV. I NON-CONF.	8- 3	77	0- 0	96	116	75	75	4	4	
TOTALS	RPI 1-25	RPI 26-50	W-L RECORDS	RPI 51-100	RPI 101-150	RPI 150+				
17- 13	0- 5	0- 2	OVERALL	4- 6	6- 0	7- 0				
12- 5	0- 3	0- 0	HOME	2- 2	3- 0	7- 0				
5- 7	0- 2	0- 2	AWAY	2- 3	3- 0	0- 0				
0- 1	0- 0	0- 0	NEUTRAL	0- 1	0- 0	0- 0				
8- 3	0- 1	0- 1	NON-CONFERENCE	0- 1	3- 0	5- 0				
7- 1	0- 1	0- 0	HOME	0- 0	2- 0	5- 0				
1- 2	0- 0	0- 1	AWAY	0- 1	1- 0	0- 0				
0- 0	0- 0	0- 0	NEUTRAL	0- 0	0- 0	0- 0				
9- 10	0- 4	0- 1	CONFERENCE	4- 5	3- 0	2- 0				
5- 4	0- 2	0- 0	HOME	2- 2	1- 0	2- 0				
4- 5	0- 2	0- 1	AWAY	2- 2	2- 0	0- 0				
0- 1	0- 0	0- 0	NEUTRAL	0- 1	0- 0	0- 0				

RPI 1-25				RPI 26-50				RPI 51-100				Team's RPI: 75	RPI 101+			
RPI	S	Opponent	Score	RPI	S	Opponent	Score	RPI	S	Opponent	Score		RPI	S	Opponent	Score
6	H	Ohio St.	93 97	32	A	Princeton	57 74	52	A	Rutgers	50 72		101	A	Northwestern	70 65
8	H	UCLA	77 86	45	A	Indiana	69 77	58	A	Iowa	69 85		124	H	Pittsburgh	82 45
10	A	Maryland	56 76					58	H	Iowa	82 75		130	A	Penn St.	91 87
10	H	Maryland	67 74					58	N	Iowa	85 97		130	H	Penn St.	78 73
17	A	Michigan St.	64 85					63	A	Purdue	68 61		142	A	Detroit	88 61
								63	H	Purdue	63 65		143	H	Oral Roberts	61 44
								80	A	Minnesota	93 86		167	H	Xavier	92 54
								80	H	Minnesota	92 76		179	H	Illinois	96 83
								85	A	Eastern Mich.	63 64		195	H	Wisconsin	82 65
								96	H	Nebraska	81 93		210	H	USC Upstate	119 61
													216	H	Hartford	83 47
													219	H	Binghamton	90 62
													282	H	Miami (OH)	97 55
LAST 12 Division I GAMES:																
				58	N	Iowa	85 97	195	H	Wisconsin	82 65					
				52	A	Rutgers	50 72	179	H	Illinois	96 83					
				101	A	Northwestern	70 65	17	A	Michigan St.	64 85					
				130	H	Penn St.	78 73	80	H	Minnesota	92 76					
				10	A	Maryland	56 76	58	A	Iowa	69 85					
				63	A	Purdue	68 61	96	H	Nebraska	81 93					

Non-Div I Games:

Michigan

■ Loss,
■ Non-Conf, S Site,
■ Home
■ Away
N Neutral

Average RPI Win:	116	WON-LOST	WINNING	LAST 10	STRENGTH OF	OPP. STRENGTH	TEAM	ADJ.	CONF.	ADJ CONF.
Average RPI Loss:	43	RECORD	PCT. RANK	GAMES	SCHEDULE	OF SCHEDULE	RPI	RPI	RPI	RPI
DIV. I ONLY	24- 7	35	7- 3	44	14	17	17	5	5	
DIV. I NON-CONF.	9- 2	37	0- 0	75	44	39	39	4	4	
TOTALS	RPI 1-25	RPI 26-50	W-L RECORDS	RPI 51-100	RPI 101-150	RPI 150+				
24- 7	2- 4	1- 1	OVERALL	8- 1	4- 1	9- 0				
13- 2	1- 1	1- 0	HOME	5- 0	3- 1	3- 0				
8- 4	0- 2	0- 1	AWAY	2- 1	1- 0	5- 0				
3- 1	1- 1	0- 0	NEUTRAL	1- 0	0- 0	1- 0				
9- 2	0- 2	1- 0	NON-CONFERENCE	0- 0	2- 0	6- 0				
5- 1	0- 1	1- 0	HOME	0- 0	2- 0	2- 0				
3- 0	0- 0	0- 0	AWAY	0- 0	0- 0	3- 0				
1- 1	0- 1	0- 0	NEUTRAL	0- 0	0- 0	1- 0				
15- 5	2- 2	0- 1	CONFERENCE	8- 1	2- 1	3- 0				
8- 1	1- 0	0- 0	HOME	5- 0	1- 1	1- 0				
5- 4	0- 2	0- 1	AWAY	2- 1	1- 0	2- 0				
2- 0	1- 0	0- 0	NEUTRAL	1- 0	0- 0	0- 0				

RPI 1-25				RPI 26-50				RPI 51-100				RPI 101+			
RPI	S	Opponent	Score	RPI	S	Opponent	Score	RPI	S	Opponent	Score	RPI	S	Opponent	Score
2	N	Baylor	76 84	39	H	Georgia	66 45	52	A	Rutgers	70 67	101	H	Northwestern	74 51
6	A	Ohio St.	80 85	45	A	Indiana	65 81	52	H	Rutgers	59 48	130	A	Penn St.	71 55
6	H	Ohio St.	107 105					58	A	Iowa	74 69	130	H	Penn St.	61 65
6	N	Ohio St.	82 63					58	H	Iowa	80 73	140	H	Western Mich.	78 40
10	A	Maryland	76 85					63	H	Purdue	68 56	142	H	Detroit	81 42
14	H	Louisville	78 85					63	N	Purdue	65 64	160	A	Northeastern	77 51
								75	H	Michigan	85 64	174	H	Loyola Chicago	76 47
								80	H	Minnesota	114 106	179	A	Illinois	71 43
								96	A	Nebraska	66 73	187	A	Davidson	73 44
												195	A	Wisconsin	77 54
												195	H	Wisconsin	77 67
												201	H	Idaho St.	79 60
												202	A	Oakland	82 62
												237	N	Cincinnati	103 63
LAST 12 Division I GAMES:															
6	N	Ohio St.	82 63	52	A	Rutgers	70 67								
63	N	Purdue	65 64	96	A	Nebraska	66 73								
10	A	Maryland	76 85	130	H	Penn St.	61 65								
6	H	Ohio St.	107 105	58	A	Iowa	74 69								
179	A	Illinois	71 43	75	H	Michigan	85 64								
80	H	Minnesota	114 106	195	A	Wisconsin	77 54								

Non-Div I Games:

Michigan St.

■ Loss,
■ Non-Conf,
■ S Site,
■ H Home
■ A Away
N Neutral

Middle Tenn.

Through Games Of March 5, 2016

Average RPI Win:	192	WON-LOST	WINNING	LAST 10	STRENGTH OF	OPP. STRENGTH	TEAM	ADJ.	CONF.	ADJ CONF.
Average RPI Loss:	77	RECORD	PCT. RANK	GAMES	SCHEDULE	OF SCHEDULE	RPI	RPI	RPI	RPI
DIV. I ONLY	21- 8	59	9- 1	121	105	67	67	13	13	
DIV. I NON-CONF.	6- 5	146	0- 0	145	89	131	131	11	11	
TOTALS	RPI 1-25	RPI 26-50	W-L RECORDS	RPI 51-100	RPI 101-150	RPI 150+				
21- 8	0- 1	1- 3	OVERALL	2- 1	2- 1	16- 2				
11- 3	0- 1	1- 0	HOME	2- 0	1- 1	7- 1				
10- 4	0- 0	0- 2	AWAY	0- 0	1- 0	9- 0				
0- 1	0- 0	0- 0	NEUTRAL	0- 0	0- 0	0- 1				
6- 5	0- 1	0- 1	NON-CONFERENCE	1- 1	0- 1	5- 1				
3- 2	0- 1	0- 0	HOME	1- 0	0- 1	2- 0				
3- 2	0- 0	0- 1	AWAY	0- 1	0- 0	3- 0				
0- 1	0- 0	0- 0	NEUTRAL	0- 0	0- 0	0- 1				
15- 3	0- 0	1- 2	CONFERENCE	1- 0	2- 0	11- 1				
8- 1	0- 0	1- 0	HOME	1- 0	1- 0	5- 1				
7- 2	0- 0	0- 2	AWAY	0- 0	1- 0	6- 0				
0- 0	0- 0	0- 0	NEUTRAL	0- 0	0- 0	0- 0				

RPI 1-25				RPI 26-50				RPI 51-100 Team's RPI: 67				RPI 101+			
RPI	S	Opponent	Score	RPI	S	Opponent	Score	RPI	S	Opponent	Score	RPI	S	Opponent	Score
12	H	Kentucky	52 68	30	A	UTEP	73 84	70	A	Central Mich.	59 81	109	H	Virginia	66 70
				38	A	Western Ky.	51 62	77	H	Charlotte	72 67	133	A	Marshall	79 73
				38	H	Western Ky.	83 75	93	H	Missouri St.	70 54	133	H	Marshall	65 54
				42	A	Ohio	49 72					154	H	Old Dominion	58 61
												161	N	Alabama	46 64
												164	A	Fla. Atlantic	83 73
												164	H	Fla. Atlantic	71 65
												165	A	UAB	77 72
												165	H	UAB	68 40
												167	A	Xavier	62 53
												171	H	Southern Miss.	74 44
												177	H	Ole Miss	84 75
												183	H	Louisiana Tech	68 57
												234	A	Rice	61 60
												239	A	North Texas	76 52
												246	A	UTSA	74 63
												270	A	Austin Peay	86 55
												280	H	Tennessee Tech	69 53
												310	A	FIU	85 62
												310	H	FIU	77 55
												321	A	Nevada	90 46
LAST 12 Division I GAMES:															
310	H	FIU	77 55	183	H	Louisiana Tech	68 57	310	A	FIU	85 62				
164	H	Fla. Atlantic	71 65	164	A	Fla. Atlantic	83 73	38	H	Western Ky.	83 75				
133	A	Marshall	79 73	133	H	Marshall	65 54	234	A	Rice	61 60				
38	A	Western Ky.	51 62												
165	A	UAB	77 72												
171	H	Southern Miss.	74 44												

Non-Div I Games:

Middle Tenn.

■ Loss,
 ■ Non-Conf, S Site,
 ■ Home
 ■ Away
 N Neutral

Average RPI Win:	236	WON-LOST	WINNING	LAST 10	STRENGTH OF	OPP. STRENGTH	TEAM	ADJ.	CONF.	ADJ CONF.
Average RPI Loss:	115	RECORD	PCT. RANK	GAMES	SCHEDULE	OF SCHEDULE	RPI	RPI	RPI	RPI
DIV. I ONLY	18- 11	101	7- 3	262	144	146	146	14	14	
DIV. I NON-CONF.	6- 5	146	0- 0	344	150	272	272	16	16	
TOTALS	RPI 1-25	RPI 26-50	W-L RECORDS	RPI 51-100	RPI 101-150	RPI 150+				
18- 11	0- 2	0- 1	OVERALL	0- 1	4- 5	14- 2				
9- 5	0- 1	0- 0	HOME	0- 1	2- 2	7- 1				
8- 6	0- 1	0- 1	AWAY	0- 0	2- 3	6- 1				
1- 0	0- 0	0- 0	NEUTRAL	0- 0	0- 0	1- 0				
6- 5	0- 0	0- 1	NON-CONFERENCE	0- 1	0- 1	6- 2				
3- 2	0- 0	0- 0	HOME	0- 1	0- 0	3- 1				
2- 3	0- 0	0- 1	AWAY	0- 0	0- 1	2- 1				
1- 0	0- 0	0- 0	NEUTRAL	0- 0	0- 0	1- 0				
12- 6	0- 2	0- 0	CONFERENCE	0- 0	4- 4	8- 0				
6- 3	0- 1	0- 0	HOME	0- 0	2- 2	4- 0				
6- 3	0- 1	0- 0	AWAY	0- 0	2- 2	4- 0				
0- 0	0- 0	0- 0	NEUTRAL	0- 0	0- 0	0- 0				

RPI	S	Opponent	Score	RPI	S	Opponent	Score	RPI	S	Opponent	Score	RPI	S	Opponent	Score	Team's RPI: 146
23	A	Green Bay	46 69	27	A	Miami (FL)	38 77	92	H	Marquette	81 101	101	A	Northwestern	44 69	
23	H	Green Bay	42 63									106	A	Wright St.	82 60	
												106	H	Wright St.	68 57	
												126	A	Youngstown St.	67 69	
												126	H	Youngstown St.	62 70	
												142	A	Detroit	76 80	
												142	H	Detroit	79 89	
												149	A	Northern Ky.	86 60	
												149	H	Northern Ky.	78 71	
												164	A	Fla. Atlantic	67 71	
												202	A	Oakland	98 95	
												202	H	Oakland	77 64	
												240	A	Valparaiso	70 60	
												240	H	Valparaiso	82 60	
												249	A	Ill.-Chicago	62 56	
												249	H	Ill.-Chicago	54 53	
												259	H	Northern Ill.	73 58	
												261	A	Cleveland St.	62 46	
												261	H	Cleveland St.	59 58	
												281	N	La Salle	69 53	
												301	H	Denver	49 56	
												302	H	UMKC	70 48	
												315	H	IPFW	73 60	
												339	A	Eastern Ill.	82 71	
												343	A	Chicago St.	55 48	
LAST 12 Division I GAMES:																
142	A	Detroit	76 80	126	H	Youngstown St.	62 70									
202	A	Oakland	98 95	261	H	Cleveland St.	59 58									
106	H	Wright St.	68 57	23	A	Green Bay	46 69									
149	H	Northern Ky.	78 71	202	H	Oakland	77 64									
249	A	Ill.-Chicago	62 56	142	H	Detroit	79 89									
240	A	Valparaiso	70 60	149	A	Northern Ky.	86 60									

Non-Div I Games:

Milwaukee

■ Loss,
 ■ Non-Conf,
 ■ S Site,
 ■ H Home
 ■ A Away
 N Neutral

**M
i
n
n
e
s
o
t
a**

M
i
n
n
e
s
o
t
a

Minnesota

Page 178

Mississippi St.

Through Games Of March 5, 2016

Average RPI Win:	149	WON-LOST	WINNING	LAST 10	STRENGTH OF	OPP. STRENGTH	TEAM	ADJ.	CONF.	ADJ CONF.
Average RPI Loss:	21	RECORD	PCT. RANK	GAMES	SCHEDULE	OF SCHEDULE	RPI	RPI	RPI	RPI
DIV. I ONLY	26- 6	26	8- 2	76	54	22	22	2	2	
DIV. I NON-CONF.	13- 1	8	0- 0	225	236	49	49	2	2	
TOTALS	RPI 1-25	RPI 26-50	W-L RECORDS	RPI 51-100	RPI 101-150	RPI 150+				
26- 6	3- 4	2- 2	OVERALL	4- 0	5- 0	12- 0				
14- 2	1- 2	1- 0	HOME	1- 0	2- 0	9- 0				
6- 4	1- 2	0- 2	AWAY	1- 0	2- 0	2- 0				
6- 0	1- 0	1- 0	NEUTRAL	2- 0	1- 0	1- 0				
13- 1	0- 1	1- 0	NON-CONFERENCE	1- 0	2- 0	9- 0				
8- 0	0- 0	0- 0	HOME	0- 0	1- 0	7- 0				
1- 1	0- 1	0- 0	AWAY	0- 0	0- 0	1- 0				
4- 0	0- 0	1- 0	NEUTRAL	1- 0	1- 0	1- 0				
13- 5	3- 3	1- 2	CONFERENCE	3- 0	3- 0	3- 0				
6- 2	1- 2	1- 0	HOME	1- 0	1- 0	2- 0				
5- 3	1- 1	0- 2	AWAY	1- 0	2- 0	1- 0				
2- 0	1- 0	0- 0	NEUTRAL	1- 0	0- 0	0- 0				

RPI 1-25				Team's RPI: 22		RPI 26-50				RPI 51-100				RPI 101+			
RPI	S	Opponent	Score	RPI	S	Opponent	Score	RPI	S	Opponent	Score	RPI	S	Opponent	Score		
3	H	South Carolina	51 57	26	N	South Fla.	68 58	56	H	Auburn	60 45	111	H	Samford	68 47		
7	A	Texas	47 53	39	A	Georgia	43 47	68	N	FGCU	65 60	119	A	LSU	71 52		
12	H	Kentucky	60 83	43	A	Missouri	54 66	73	A	Vanderbilt	66 61	139	A	Arkansas	65 55		
20	A	Texas A&M	58 64	43	H	Missouri	52 42	73	N	Vanderbilt	63 46	139	H	Arkansas	80 55		
24	A	Florida	76 70									140	N	Western Mich.	90 68		
25	H	Tennessee	65 63									161	H	Alabama	61 52		
25	N	Tennessee	58 48									171	H	Southern Miss.	78 65		
												177	A	Ole Miss	60 51		
												177	H	Ole Miss	79 51		
												183	A	Louisiana Tech	93 63		
												186	H	Grambling	107 43		
												192	N	SMU	72 70		
												256	H	Tennessee St.	82 54		
												292	H	Savannah St.	92 25		
												317	H	Southeastern La.	81 41		
												347	H	Norfolk St.	92 34		
												349	H	Mississippi Val.	109 37		
LAST 12 Division I GAMES:																	
		25	N	Tennessee	58	48			20	A	Texas A&M	58	64				
		73	N	Vanderbilt	63	46			43	H	Missouri	52	42				
		161	H	Alabama	61	52			119	A	LSU	71	52				
		73	A	Vanderbilt	66	61			139	A	Arkansas	65	55				
		177	A	Ole Miss	60	51			25	H	Tennessee	65	63				
		12	H	Kentucky	60	83			3	H	South Carolina	51	57				

Non-Div I Games:

Mississippi St.

■ Loss,
 ■ Non-Conf, S Site,
 ■ Home
 ■ Away
 N Neutral

Average RPI Win:	333	WON-LOST	WINNING	LAST 10	STRENGTH OF	OPP. STRENGTH	TEAM	ADJ.	CONF.	ADJ CONF.
Average RPI Loss:	226	RECORD	PCT. RANK	GAMES	SCHEDULE	OF SCHEDULE	RPI	RPI	RPI	RPI
DIV. I ONLY	1- 25	348	0- 10	328	326	349	349	31	31	
DIV. I NON-CONF.	0- 8	338	0- 0	236	41	335	335	31	31	
TOTALS	RPI 1-25	RPI 26-50	W-L RECORDS	RPI 51-100	RPI 101-150	RPI 150+				
1- 25	0- 1	0- 0	OVERALL	0- 1	0- 1	1- 22				
1- 8	0- 0	0- 0	HOME	0- 0	0- 0	1- 8				
0- 16	0- 1	0- 0	AWAY	0- 1	0- 1	0- 13				
0- 1	0- 0	0- 0	NEUTRAL	0- 0	0- 0	0- 1				
0- 8	0- 1	0- 0	NON-CONFERENCE	0- 1	0- 1	0- 5				
0- 0	0- 0	0- 0	HOME	0- 0	0- 0	0- 0				
0- 7	0- 1	0- 0	AWAY	0- 1	0- 1	0- 4				
0- 1	0- 0	0- 0	NEUTRAL	0- 0	0- 0	0- 1				
1- 17	0- 0	0- 0	CONFERENCE	0- 0	0- 0	1- 17				
1- 8	0- 0	0- 0	HOME	0- 0	0- 0	1- 8				
0- 9	0- 0	0- 0	AWAY	0- 0	0- 0	0- 9				
0- 0	0- 0	0- 0	NEUTRAL	0- 0	0- 0	0- 0				

RPI 1-25				RPI 26-50				RPI 51-100				RPI 101+ Team's RPI: 349			
RPI	S	Opponent	Score	RPI	S	Opponent	Score	RPI	S	Opponent	Score	RPI	S	Opponent	Score
22	A	Mississippi St.	37 109					73	A	Vanderbilt	39 89	139	A	Arkansas	46 86
												155	A	Southern U.	26 78
												155	H	Southern U.	36 99
												161	A	Alabama	35 98
												165	A	UAB	33 80
												171	A	Southern Miss.	55 71
												177	A	Ole Miss	61 97
												186	A	Grambling	55 79
												186	H	Grambling	52 65
												235	A	Texas Southern	38 76
												235	H	Texas Southern	30 85
												251	A	Alabama St.	50 100
												251	H	Alabama St.	51 79
												279	A	Prairie View	57 80
												279	H	Prairie View	50 81
												295	A	Alcorn	39 75
												295	H	Alcorn	66 81
												304	N	Nicholls St.	54 63
												308	A	Jackson St.	43 70
												308	H	Jackson St.	46 72
												333	A	Ark.-Pine Bluff	53 81
												333	H	Ark.-Pine Bluff	62 60
												346	A	Alabama A&M	68 79
												346	H	Alabama A&M	74 84
LAST 12 Division I GAMES:															
333	A	Ark.-Pine Bluff	53 81	295	A	Alcorn	39 75								
186	A	Grambling	55 79	346	H	Alabama A&M	74 84								
308	A	Jackson St.	43 70	251	H	Alabama St.	51 79								
279	H	Prairie View	50 81	186	H	Grambling	52 65								
235	H	Texas Southern	30 85	308	H	Jackson St.	46 72								
155	A	Southern U.	26 78	279	A	Prairie View	57 80								

Non-Div I Games: Philander Smith 64 53 Blue Mountain 72 67

Mississippi Val.

■ Loss,
 ■ Non-Conf,
 ■ S Site,
 ■ Home
 ■ A Away
 N Neutral





























































Average RPI Win:	220	WON-LOST	WINNING	LAST 10	STRENGTH OF	OPP. STRENGTH	TEAM	ADJ.	CONF.	ADJ CONF.
Average RPI Loss:	72	RECORD	PCT. RANK	GAMES	SCHEDULE	OF SCHEDULE	RPI	RPI	RPI	RPI
DIV. I ONLY	20- 9	70	8- 2	146	163	93	93	21	21	
DIV. I NON-CONF.	6- 5	146	0- 0	28	28	78	78	17	17	
TOTALS	RPI 1-25	RPI 26-50	W-L RECORDS	RPI 51-100	RPI 101-150	RPI 150+				
20- 9	0- 1	0- 2	OVERALL	1- 5	4- 1	15- 0				
9- 4	0- 0	0- 2	HOME	0- 2	2- 0	7- 0				
10- 3	0- 0	0- 0	AWAY	1- 2	2- 1	7- 0				
1- 2	0- 1	0- 0	NEUTRAL	0- 1	0- 0	1- 0				
6- 5	0- 1	0- 2	NON-CONFERENCE	0- 2	3- 0	3- 0				
2- 2	0- 0	0- 2	HOME	0- 0	1- 0	1- 0				
3- 1	0- 0	0- 0	AWAY	0- 1	2- 0	1- 0				
1- 2	0- 1	0- 0	NEUTRAL	0- 1	0- 0	1- 0				
14- 4	0- 0	0- 0	CONFERENCE	1- 3	1- 1	12- 0				
7- 2	0- 0	0- 0	HOME	0- 2	1- 0	6- 0				
7- 2	0- 0	0- 0	AWAY	1- 1	0- 1	6- 0				
0- 0	0- 0	0- 0	NEUTRAL	0- 0	0- 0	0- 0				

RPI 1-25				RPI 26-50				RPI 51-100				Team's RPI: 93	RPI 101+			
RPI	S	Opponent	Score	RPI	S	Opponent	Score	RPI	S	Opponent	Score		RPI	S	Opponent	Score
9	N	Stanford	65 82	28	H	Oklahoma St.	55 74	67	A	Middle Tenn.	54 70		103	A	Little Rock	64 58
				43	H	Missouri	55 71	69	N	Maine	65 69		137	A	Southern Ill.	61 69
								98	A	UNI	78 75		137	H	Southern Ill.	82 77
								98	H	UNI	60 65		139	A	Arkansas	69 54
								100	A	Drake	72 95		143	H	Oral Roberts	72 64
								100	H	Drake	75 82		159	N	Marist	77 45
													174	A	Loyola Chicago	73 62
													174	H	Loyola Chicago	91 81
													177	A	Ole Miss	91 78
													178	H	Eastern Ky.	87 63
													224	A	Indiana St.	59 51
													224	H	Indiana St.	75 41
													291	A	Wichita St.	77 57
													291	H	Wichita St.	74 45
													303	A	Bradley	55 44
													303	H	Bradley	59 56
													314	A	Illinois St.	73 51
													314	H	Illinois St.	70 41
													330	A	Evansville	66 47
													330	H	Evansville	77 70
LAST 12 Division I GAMES:																
				314	H	Illinois St.	70 41					174	H	Loyola Chicago	91 81	
				224	H	Indiana St.	75 41					100	A	Drake	72 95	
				291	H	Wichita St.	74 45					98	A	UNI	78 75	
				330	A	Evansville	66 47					291	A	Wichita St.	77 57	
				137	A	Southern Ill.	61 69					137	H	Southern Ill.	82 77	
				303	H	Bradley	59 56					330	H	Evansville	77 70	

Non-Div I Games: MidAmerica Naz. 88 61





Missouri St.

Average RPI Win: 250	WON-LOST	WINNING	LAST 10	STRENGTH OF	OPP. STRENGTH	TEAM	ADJ.	CONF.	ADJ CONF.
Average RPI Loss: 193	RECORD	PCT. RANK	GAMES	SCHEDULE	OF SCHEDULE	RPI	RPI	RPI	RPI
DIV. I ONLY	14- 16	193	8- 2	292	265	246	246	23	23
DIV. I NON-CONF.	2- 7	280	0- 0	310	315	325	325	22	22
TOTALS	RPI 1-25	RPI 26-50	W-L RECORDS	RPI 51-100	RPI 101-150	RPI 150+			
14- 16	0- 0	0- 1	OVERALL	1- 2	0- 2	13- 11			
8- 6	0- 0	0- 0	HOME	1- 1	0- 1	7- 4			
5- 10	0- 0	0- 1	AWAY	0- 1	0- 1	5- 7			
1- 0	0- 0	0- 0	NEUTRAL	0- 0	0- 0	1- 0			
2- 7	0- 0	0- 1	NON-CONFERENCE	0- 1	0- 0	2- 5			
1- 3	0- 0	0- 0	HOME	0- 1	0- 0	1- 2			
1- 4	0- 0	0- 1	AWAY	0- 0	0- 0	1- 3			
0- 0	0- 0	0- 0	NEUTRAL	0- 0	0- 0	0- 0			
12- 9	0- 0	0- 0	CONFERENCE	1- 1	0- 2	11- 6			
7- 3	0- 0	0- 0	HOME	1- 0	0- 1	6- 2			
4- 6	0- 0	0- 0	AWAY	0- 1	0- 1	4- 4			
1- 0	0- 0	0- 0	NEUTRAL	0- 0	0- 0	1- 0			

RPI S	Opponent	Score	RPI S	Opponent	Score	RPI S	Opponent	Score	RPI S	Opponent	Score	Team's RPI: 246
			32  Princeton		70  81	82  Quinnipiac		58  85	116  Iona		56  68	
						82  Quinnipiac		63 60	116  Iona		49  64	
						85  Eastern Mich.		68  78	159  Marist		55  78	
									159  Marist		60 52	
									200  Fairfield		70  80	
									200  Fairfield		60  68	
									200 N Fairfield		64 46	
									209  Robert Morris		47  60	
									220  Lehigh		88  95	
									222  Canisius		81 71	
									222  Canisius		79 75	
									231  Siena		54  64	
									231  Siena		63  69	
									245  Manhattan		57 56	
									245  Manhattan		72 62	
									264  Providence		59  71	
									281  La Salle		50  65	
									284  Rider		87 75	
									284  Rider		76 61	
									289  Niagara		68 55	
									289  Niagara		83 60	
									299  Colgate		86 80	
									316  Fairleigh Dickinson		75  81	
									337  St. Francis Brooklyn		63 54	
									338  Saint Peter's		62  67	
									338  Saint Peter's		71 52	
LAST 12 Division I GAMES:												
			200 N Fairfield		64 46	245  Manhattan		57 56				
			338  Saint Peter's		71 52	222  Canisius		79 75				
			284  Rider		76 61	116  Iona		56  68				
			222  Canisius		81 71	245  Manhattan		72 62				
			289  Niagara		68 55	200  Fairfield		60  68				
			200  Fairfield		70  80	82  Quinnipiac		58  85				

Non-Div I Games:

Monmouth

 Loss,
  Non-Conf, S Site,
  Home
  Away
 N Neutral

Average RPI Win:	236	WON-LOST	WINNING	LAST 10	STRENGTH OF	OPP. STRENGTH	TEAM	ADJ.	CONF.	ADJ CONF.
Average RPI Loss:	161	RECORD	PCT. RANK	GAMES	SCHEDULE	OF SCHEDULE	RPI	RPI	RPI	RPI
DIV. I ONLY	18- 10	89	8- 2	305	204	162	162	19	19	
DIV. I NON-CONF.	6- 4	125	0- 0	284	230	208	208	23	23	
TOTALS	RPI 1-25	RPI 26-50	W-L RECORDS	RPI 51-100	RPI 101-150	RPI 150+				
18- 10	0- 0	0- 1	OVERALL	1- 2	0- 1	17- 6				
13- 2	0- 0	0- 0	HOME	0- 1	0- 0	13- 1				
4- 8	0- 0	0- 1	AWAY	0- 1	0- 1	4- 5				
1- 0	0- 0	0- 0	NEUTRAL	1- 0	0- 0	0- 0				
6- 4	0- 0	0- 1	NON-CONFERENCE	1- 0	0- 0	5- 3				
5- 1	0- 0	0- 0	HOME	0- 0	0- 0	5- 1				
0- 3	0- 0	0- 1	AWAY	0- 0	0- 0	0- 2				
1- 0	0- 0	0- 0	NEUTRAL	1- 0	0- 0	0- 0				
12- 6	0- 0	0- 0	CONFERENCE	0- 2	0- 1	12- 3				
8- 1	0- 0	0- 0	HOME	0- 1	0- 0	8- 0				
4- 5	0- 0	0- 0	AWAY	0- 1	0- 1	4- 3				
0- 0	0- 0	0- 0	NEUTRAL	0- 0	0- 0	0- 0				

RPI S	Opponent	Score	RPI S	Opponent	Score	RPI S	Opponent	Score	RPI S	Opponent	Score	Team's RPI: 162
46	A Colorado St.	43 75	79	N Drexel	58 50	136	A Idaho	61 78				
			97	A North Dakota	61 73	151	A Montana St.	52 61				
			97	H North Dakota	59 61	151	H Montana St.	70 66				
						164	H Fla. Atlantic	83 69				
						168	A Sacramento St.	75 83				
						168	H Sacramento St.	90 83				
						172	H Pacific	64 54				
						175	A Northern Colo.	72 66				
						175	H Northern Colo.	58 46				
						180	A Eastern Wash.	65 67				
						182	H Weber St.	84 75				
						201	H Idaho St.	62 47				
						220	A Lehigh	53 80				
						225	H Utah St.	86 70				
						243	A Wyoming	61 68				
						271	H Seattle	44 58				
						287	H Portland	90 67				
						311	A Northern Ariz.	61 57				
						311	H Northern Ariz.	81 58				
						323	A Portland St.	79 58				
						323	H Portland St.	76 57				
						334	A Southern Utah	81 50				
						334	H Southern Utah	66 60				
						340	H Cal St. Fullerton	86 51				
LAST 12 Division I GAMES:												
175	A Northern Colo.	72 66	334	A Southern Utah	81 50							
97	A North Dakota	61 73	323	H Portland St.	76 57							
182	H Weber St.	84 75	168	H Sacramento St.	90 83							
201	H Idaho St.	62 47	151	A Montana St.	52 61							
151	H Montana St.	70 66	180	A Eastern Wash.	65 67							
311	A Northern Ariz.	61 57	136	A Idaho	61 78							

Non-Div I Games: Mont. St.-Northern 80 32

Montana

Loss, Non-Conf, S Site, H Home A Away N Neutral

Average RPI Win:	251	WON-LOST	WINNING	LAST 10	STRENGTH OF	OPP. STRENGTH	TEAM	ADJ.	CONF.	ADJ CONF.
Average RPI Loss:	155	RECORD	PCT. RANK	GAMES	SCHEDULE	OF SCHEDULE	RPI	RPI	RPI	RPI
DIV. I ONLY	19- 8	63	7- 3	343	191	151	151	19	19	
DIV. I NON-CONF.	5- 4	138	0- 0	347	206	259	259	23	23	
TOTALS	RPI 1-25	RPI 26-50	W-L RECORDS	RPI 51-100	RPI 101-150	RPI 150+				
19- 8	0- 0	0- 0	OVERALL	1- 2	1- 1	17- 5				
11- 1	0- 0	0- 0	HOME	1- 1	0- 0	10- 0				
7- 7	0- 0	0- 0	AWAY	0- 1	1- 1	6- 5				
1- 0	0- 0	0- 0	NEUTRAL	0- 0	0- 0	1- 0				
5- 4	0- 0	0- 0	NON-CONFERENCE	0- 1	0- 1	5- 2				
2- 1	0- 0	0- 0	HOME	0- 1	0- 0	2- 0				
2- 3	0- 0	0- 0	AWAY	0- 0	0- 1	2- 2				
1- 0	0- 0	0- 0	NEUTRAL	0- 0	0- 0	1- 0				
14- 4	0- 0	0- 0	CONFERENCE	1- 1	1- 0	12- 3				
9- 0	0- 0	0- 0	HOME	1- 0	0- 0	8- 0				
5- 4	0- 0	0- 0	AWAY	0- 1	1- 0	4- 3				
0- 0	0- 0	0- 0	NEUTRAL	0- 0	0- 0	0- 0				

RPI S	Opponent	Score	RPI S	Opponent	Score	RPI S	Opponent	Score	RPI S	Opponent	Score	Team's RPI: 151
						81	H San Diego	49 62	110	A Gonzaga	52 65	
						97	A North Dakota	76 77	136	A Idaho	62 59	
						97	H North Dakota	69 61	162	A Montana	66 70	
									162	H Montana	61 52	
									168	A Sacramento St.	80 79	
									168	H Sacramento St.	116 99	
									175	A Northern Colo.	73 80	
									175	H Northern Colo.	66 58	
									180	A Eastern Wash.	69 81	
									182	H Weber St.	92 71	
									189	A Cal Poly	57 66	
									201	H Idaho St.	82 80	
									243	A Wyoming	69 75	
									271	A Seattle	80 51	
									287	H Portland	86 57	
									311	A Northern Ariz.	83 72	
									311	H Northern Ariz.	86 77	
									321	A Nevada	66 53	
									323	A Portland St.	106 59	
									323	H Portland St.	74 64	
									330	N Evansville	81 55	
									334	A Southern Utah	87 66	
									334	H Southern Utah	86 59	
									340	H Cal St. Fullerton	89 66	
LAST 12 Division I GAMES:												
			97	A North Dakota	76 77		311	A Northern Ariz.	83 72			
			175	A Northern Colo.	73 80		168	H Sacramento St.	116 99			
			201	H Idaho St.	82 80		323	H Portland St.	74 64			
			182	H Weber St.	92 71		162	H Montana	61 52			
			162	A Montana	66 70		136	A Idaho	62 59			
			334	A Southern Utah	87 66		180	A Eastern Wash.	69 81			

Non-Div I Games: Montana Western 74 36 Carroll (MT) 74 34

Montana St.

Loss, Non-Conf, S Site, H Home A Away N Neutral

Average RPI Win:	306	WON-LOST	WINNING	LAST 10	STRENGTH OF	OPP. STRENGTH	TEAM	ADJ.	CONF.	ADJ CONF.
Average RPI Loss:	186	RECORD	PCT. RANK	GAMES	SCHEDULE	OF SCHEDULE	RPI	RPI	RPI	RPI
DIV. I ONLY	8- 20	284	3- 7	310	275	306	306	24	24	
DIV. I NON-CONF.	4- 8	234	0- 0	298	306	274	274	24	24	
TOTALS	RPI 1-25	RPI 26-50	W-L RECORDS	RPI 51-100	RPI 101-150	RPI 150+				
8- 20	0- 2	0- 0	OVERALL	0- 2	0- 4	8- 12				
4- 8	0- 0	0- 0	HOME	0- 1	0- 2	4- 5				
4- 12	0- 0	0- 0	AWAY	0- 0	0- 0	4- 0				
0- 0	0- 0	0- 0	NEUTRAL	0- 0	0- 0	0- 0				
4- 8	0- 2	0- 0	NON-CONFERENCE	0- 0	0- 2	4- 4				
2- 2	0- 0	0- 0	HOME	0- 0	0- 1	2- 1				
2- 6	0- 2	0- 0	AWAY	0- 0	0- 1	2- 3				
0- 0	0- 0	0- 0	NEUTRAL	0- 0	0- 0	0- 0				
4- 12	0- 0	0- 0	CONFERENCE	0- 2	0- 2	4- 8				
2- 6	0- 0	0- 0	HOME	0- 1	0- 1	2- 4				
2- 6	0- 0	0- 0	AWAY	0- 1	0- 1	2- 4				
0- 0	0- 0	0- 0	NEUTRAL	0- 0	0- 0	0- 0				

RPI 1-25				RPI 26-50				RPI 51-100				RPI 101+ Team's RPI: 306			
RPI	S	Opponent	Score	RPI	S	Opponent	Score	RPI	S	Opponent	Score	RPI	S	Opponent	Score
12	A	Kentucky	57 112					78	A	Belmont	71 99	104	H	UT Martin	67 85
21	A	West Virginia	56 94					78	H	Belmont	74 89	133	H	Marshall	101 104
												137	A	Southern Ill.	69 102
												145	A	SIUE	81 90
												178	A	Eastern Ky.	93 100
												178	H	Eastern Ky.	77 89
												210	H	USC Upstate	72 86
												232	H	Southeast Mo. St.	79 89
												256	A	Tennessee St.	76 78
												256	H	Tennessee St.	60 68
												263	A	Murray St.	79 83
												267	A	UC Santa Barbara	78 93
												270	H	Austin Peay	75 96
												273	A	Georgia St.	99 90
												280	A	Tennessee Tech	69 77
												280	H	Tennessee Tech	75 71
												282	A	Miami (OH)	57 59
												286	H	Kennesaw St.	83 77
												296	A	Jacksonville St.	70 66
												296	H	Jacksonville St.	67 63
												335	A	Lipscomb	92 77
												339	A	Eastern Ill.	85 77
												343	A	Chicago St.	71 75
												346	H	Alabama A&M	112 69
LAST 12 Division I GAMES:															
296	A	Jacksonville St.	70 66	78	A	Belmont	71 99								
256	H	Tennessee St.	60 68	178	A	Eastern Ky.	93 100								
178	H	Eastern Ky.	77 89	280	H	Tennessee Tech	75 71								
280	A	Tennessee Tech	69 77	296	H	Jacksonville St.	67 63								
78	H	Belmont	74 89	270	H	Austin Peay	75 96								
256	A	Tennessee St.	76 78	339	A	Eastern Ill.	85 77								

Non-Div I Games: Ky. Christian 121 91 Mt. St. Joseph 117 53

Morehead St.

■ Loss,
 ■ Non-Conf, S Site,
 ■ Home
 ■ Away
 N Neutral

Average RPI Win: 291	WON-LOST	WINNING	LAST 10	STRENGTH OF	OPP. STRENGTH	TEAM	ADJ.	CONF.	ADJ CONF.
Average RPI Loss: 181	RECORD	PCT. RANK	GAMES	SCHEDULE	OF SCHEDULE	RPI	RPI	RPI	RPI
DIV. I ONLY	11- 16	228	6- 4	231	339	254	254	32	32
DIV. I NON-CONF.	1- 10	330	0- 0	22	310	245	245	30	30
TOTALS	RPI 1-25	RPI 26-50	W-L RECORDS	RPI 51-100	RPI 101-150	RPI 150+			
11- 16	0- 1	0- 2	OVERALL	1- 0	0- 1	10- 12			
6- 5	0- 0	0- 0	HOME	1- 0	0- 0	5- 5			
5- 9	0- 0	0- 0	AWAY	0- 0	0- 0	5- 1			
0- 2	0- 0	0- 1	NEUTRAL	0- 0	0- 0	0- 1			
1- 10	0- 1	0- 2	NON-CONFERENCE	1- 0	0- 1	0- 6			
1- 2	0- 0	0- 0	HOME	1- 0	0- 0	0- 2			
0- 6	0- 1	0- 1	AWAY	0- 0	0- 1	0- 3			
0- 2	0- 0	0- 1	NEUTRAL	0- 0	0- 0	0- 1			
10- 6	0- 0	0- 0	CONFERENCE	0- 0	0- 0	10- 6			
5- 3	0- 0	0- 0	HOME	0- 0	0- 0	5- 3			
5- 3	0- 0	0- 0	AWAY	0- 0	0- 0	5- 3			
0- 0	0- 0	0- 0	NEUTRAL	0- 0	0- 0	0- 0			

RPI 1-25				RPI 26-50				RPI 51-100				RPI 101+ Team's RPI: 254			
RPI	S	Opponent	Score	RPI	S	Opponent	Score	RPI	S	Opponent	Score	RPI	S	Opponent	Score
13	A	Syracuse	61 90	36	A	James Madison	31 92	89	H	Bucknell	64 50	120	A	Virginia Tech	33 73
				46	N	Colorado St.	36 54					156	A	Stony Brook	42 46
												184	H	UMBC	46 65
												205	A	Brown	45 72
												207	A	Hampton	47 60
												207	H	Hampton	51 65
												209	A	Robert Morris	44 76
												218	H	N.C. A&T	55 65
												231	N	Siena	46 69
												242	A	Bethune-Cookman	48 63
												244	A	Coppin St.	38 82
												244	H	Coppin St.	72 51
												274	A	UMES	77 69
												274	H	UMES	42 50
												292	A	Savannah St.	66 60
												297	A	Florida A&M	67 62
												302	H	UMKC	50 59
												312	A	South Carolina St.	62 56
												322	H	Delaware St.	56 49
												332	H	Howard	78 66
												347	A	Norfolk St.	59 56
												347	H	Norfolk St.	67 58
												348	H	N.C. Central	66 55
LAST 12 Division I GAMES:															
274	H	UMES	42 50	312	A	South Carolina St.	62 56								
244	A	Coppin St.	38 82	292	A	Savannah St.	66 60								
218	H	N.C. A&T	55 65	244	H	Coppin St.	72 51								
348	H	N.C. Central	66 55	332	H	Howard	78 66								
207	A	Hampton	47 60	242	A	Bethune-Cookman	48 63								
347	A	Norfolk St.	59 56	297	A	Florida A&M	67 62								

Non-Div I Games: Washington Adventis74 36

Morgan St.

■ Loss,
 ■ Non-Conf,
 ■ S Site,
 ■ Home
 ■ A Away
 N Neutral

Average RPI Win:	314	WON-LOST	WINNING	LAST 10	STRENGTH OF	OPP. STRENGTH	TEAM	ADJ.	CONF.	ADJ CONF.
Average RPI Loss:	233	RECORD	PCT. RANK	GAMES	SCHEDULE	OF SCHEDULE	RPI	RPI	RPI	RPI
DIV. I ONLY	9- 20	275	5- 5	333	349	318	318	30	30	
DIV. I NON-CONF.	2- 9	296	0- 0	288	342	318	318	32	32	
TOTALS	RPI 1-25	RPI 26-50	W-L RECORDS	RPI 51-100	RPI 101-150	RPI 150+				
9- 20	0- 0	0- 0	OVERALL	0- 1	0- 2	9- 17				
4- 9	0- 0	0- 0	HOME	0- 0	0- 0	4- 9				
5- 11	0- 0	0- 0	AWAY	0- 0	0- 0	5- 3				
0- 0	0- 0	0- 0	NEUTRAL	0- 0	0- 0	0- 0				
2- 9	0- 0	0- 0	NON-CONFERENCE	0- 1	0- 2	2- 6				
0- 4	0- 0	0- 0	HOME	0- 0	0- 0	0- 4				
2- 5	0- 0	0- 0	AWAY	0- 1	0- 2	2- 2				
0- 0	0- 0	0- 0	NEUTRAL	0- 0	0- 0	0- 0				
7- 11	0- 0	0- 0	CONFERENCE	0- 0	0- 0	7- 11				
4- 5	0- 0	0- 0	HOME	0- 0	0- 0	4- 5				
3- 6	0- 0	0- 0	AWAY	0- 0	0- 0	3- 6				
0- 0	0- 0	0- 0	NEUTRAL	0- 0	0- 0	0- 0				

RPI 1-25				RPI 26-50				RPI 51-100				RPI 101+				Team's RPI: 318	
RPI	S	Opponent	Score	RPI	S	Opponent	Score	RPI	S	Opponent	Score	RPI	S	Opponent	Score		
								89	A	Bucknell	45	71	120	A	Virginia Tech	42	59
													124	A	Pittsburgh	57	74
													198	A	Sacred Heart	58	61
													198	H	Sacred Heart	52	60
													203	H	William & Mary	74	76
													209	A	Robert Morris	56	61
													209	H	Robert Morris	67	74
													227	A	Bryant	52	86
													227	H	Bryant	59	70
													230	H	Loyola Maryland	63	65
													244	A	Coppin St.	55	66
													265	A	Saint Francis (PA)	57	87
													265	H	Saint Francis (PA)	64	73
													268	A	Campbell	53	62
													274	A	UMES	57	50
													275	A	Central Conn. St.	59	55
													275	H	Central Conn. St.	54	48
													289	H	Niagara	51	53
													316	A	Fairleigh Dickinson	53	66
													316	H	Fairleigh Dickinson	71	55
LAST 12 Division I GAMES:																	
198	H	Sacred Heart	52	60	345	A	Wagner	59	50	322	A	Delaware St.	54	41			
337	A	St. Francis Brooklyn	57	40	327	A	LIU Brooklyn	50	53	327	A	LIU Brooklyn	50	53			
275	A	Central Conn. St.	59	55	209	H	Robert Morris	67	74	327	H	LIU Brooklyn	51	61			
227	A	Bryant	52	86	345	H	Wagner	64	55	332	H	Howard	49	62			
316	H	Fairleigh Dickinson	71	55	198	A	Sacred Heart	58	61	337	A	St. Francis Brooklyn	57	40			
265	H	Saint Francis (PA)	64	73	316	A	Fairleigh Dickinson	53	66	337	H	St. Francis Brooklyn	66	56			

Non-Div I Games:

Mt. St. Mary's

■ Loss,
 ■ Non-Conf,
 ■ S Site,
 ■ Home
 ■ A Away
 N Neutral

M
t
.
S
t
.
M
a
r
y
'
s

Mt. St. Mary's
RPI S Opponent Score

Through Games Of March 5, 2016

RPI	S	Opponent	Score	
345	A	Wagner	59	50
345	H	Wagner	64	55

M
t
.
S
t
.
M
a
r
y
'
s

Mt. St. Mary's

Average RPI Win:	269	WON-LOST	WINNING	LAST 10	STRENGTH OF	OPP. STRENGTH	TEAM	ADJ.	CONF.	ADJ CONF.
Average RPI Loss:	176	RECORD	PCT. RANK	GAMES	SCHEDULE	OF SCHEDULE	RPI	RPI	RPI	RPI
DIV. I ONLY	10- 17	246	5- 5	258	296	263	263	24	24	
DIV. I NON-CONF.	2- 7	280	0- 0	222	333	262	262	24	24	
TOTALS	RPI 1-25	RPI 26-50	W-L RECORDS	RPI 51-100	RPI 101-150	RPI 150+				
10- 17	0- 1	0- 0	OVERALL	0- 3	2- 4	8- 9				
5- 5	0- 0	0- 0	HOME	0- 1	0- 3	5- 1				
4- 11	0- 1	0- 0	AWAY	0- 2	1- 1	3- 7				
1- 1	0- 0	0- 0	NEUTRAL	0- 0	1- 0	0- 1				
2- 7	0- 1	0- 0	NON-CONFERENCE	0- 2	0- 1	2- 3				
0- 2	0- 0	0- 0	HOME	0- 1	0- 1	0- 0				
2- 5	0- 1	0- 0	AWAY	0- 1	0- 0	2- 3				
0- 0	0- 0	0- 0	NEUTRAL	0- 0	0- 0	0- 0				
8- 10	0- 0	0- 0	CONFERENCE	0- 1	2- 3	6- 6				
5- 3	0- 0	0- 0	HOME	0- 0	0- 2	5- 1				
2- 6	0- 0	0- 0	AWAY	0- 1	1- 1	1- 4				
1- 1	0- 0	0- 0	NEUTRAL	0- 0	1- 0	0- 1				

RPI 1-25				RPI 26-50				RPI 51-100				RPI 101+				Team's RPI: 263	
RPI	S	Opponent	Score	RPI	S	Opponent	Score	RPI	S	Opponent	Score	RPI	S	Opponent	Score		
15	A	Florida St.	59 101					78	A	Belmont	61 87	104	A	UT Martin	62 92		
								99	A	Central Ark.	40 50	104	H	UT Martin	49 70		
								99	H	Central Ark.	51 61	104	N	UT Martin	78 76		
												137	H	Southern Ill.	57 70		
												145	A	SIUE	79 76		
												145	H	SIUE	61 64		
												152	A	Jacksonville	54 79		
												178	A	Eastern Ky.	60 72		
												178	N	Eastern Ky.	52 63		
												232	A	Southeast Mo. St.	59 96		
												232	H	Southeast Mo. St.	80 61		
												256	A	Tennessee St.	58 69		
												270	A	Austin Peay	72 81		
												270	H	Austin Peay	75 72		
												280	H	Tennessee Tech	56 50		
												296	H	Jacksonville St.	71 74		
												306	H	Morehead St.	83 79		
												314	A	Illinois St.	76 81		
												330	A	Evansville	73 54		
												335	A	Lipscomb	85 93		
LAST 12 Division I GAMES:																	
				178	N	Eastern Ky.	52 63	145	A	SIUE	79 76						
				104	N	UT Martin	78 76	270	H	Austin Peay	75 72						
				104	H	UT Martin	49 70	232	A	Southeast Mo. St.	59 96						
				270	A	Austin Peay	72 81	104	A	UT Martin	62 92						
				339	A	Eastern Ill.	74 71	339	H	Eastern Ill.	66 56						
				232	H	Southeast Mo. St.	80 61	145	H	SIUE	61 64						
												339	A	Eastern Ill.	74 71		
												339	H	Eastern Ill.	66 56		
												346	A	Alabama A&M	76 59		

Non-Div I Games: Blue Mountain 89 64 Oakland City 91 75

Murray St.

Loss, Non-Conf, S Site, H Home A Away N Neutral

Average RPI Win:	310	WON-LOST	WINNING	LAST 10	STRENGTH OF	OPP. STRENGTH	TEAM	ADJ.	CONF.	ADJ CONF.
Average RPI Loss:	174	RECORD	PCT. RANK	GAMES	SCHEDULE	OF SCHEDULE	RPI	RPI	RPI	RPI
DIV. I ONLY	14- 11	145	8- 2	308	338	218	218	32	32	
DIV. I NON-CONF.	2- 7	280	0- 0	138	181	244	244	30	30	
TOTALS	RPI 1-25	RPI 26-50	W-L RECORDS	RPI 51-100	RPI 101-150	RPI 150+				
14- 11	0- 2	0- 0	OVERALL	0- 2	0- 0	14- 7				
6- 4	0- 0	0- 0	HOME	0- 2	0- 0	6- 2				
6- 6	0- 1	0- 0	AWAY	0- 0	0- 0	6- 5				
2- 1	0- 1	0- 0	NEUTRAL	0- 0	0- 0	2- 0				
2- 7	0- 2	0- 0	NON-CONFERENCE	0- 2	0- 0	2- 3				
0- 2	0- 0	0- 0	HOME	0- 2	0- 0	0- 0				
0- 4	0- 1	0- 0	AWAY	0- 0	0- 0	0- 3				
2- 1	0- 1	0- 0	NEUTRAL	0- 0	0- 0	2- 0				
12- 4	0- 0	0- 0	CONFERENCE	0- 0	0- 0	12- 4				
6- 2	0- 0	0- 0	HOME	0- 0	0- 0	6- 2				
6- 2	0- 0	0- 0	AWAY	0- 0	0- 0	6- 2				
0- 0	0- 0	0- 0	NEUTRAL	0- 0	0- 0	0- 0				

RPI 1-25				RPI 26-50				RPI 51-100				RPI 101+ Team's RPI: 218			
RPI	S	Opponent	Score	RPI	S	Opponent	Score	RPI	S	Opponent	Score	RPI	S	Opponent	Score
6	A	Ohio St.	56 89					68	H	FGCU	36 60	207	H	Hampton	52 55
18	N	Duquesne	67 81					71	H	VCU	49 64	228	A	Navy	48 52
												242	A	Bethune-Cookman	41 65
												242	H	Bethune-Cookman	68 55
												244	A	Coppin St.	59 65
												254	A	Morgan St.	65 55
												268	A	Campbell	55 56
												274	H	UMES	50 56
												291	A	Wichita St.	53 55
												292	A	Savannah St.	69 59
												292	H	Savannah St.	60 31
												297	A	Florida A&M	70 66
												297	H	Florida A&M	80 51
												312	A	South Carolina St.	57 54
												322	A	Delaware St.	84 64
												324	N	North Dakota St.	72 64
												332	H	Howard	88 70
												334	N	Southern Utah	78 65
												347	H	Norfolk St.	64 53
												348	A	N.C. Central	76 54
												348	H	N.C. Central	60 48
LAST 12 Division I GAMES:															
348	H	N.C. Central	60 48	348	A	N.C. Central	76 54								
242	A	Bethune-Cookman	41 65	292	H	Savannah St.	60 31								
297	A	Florida A&M	70 66	322	A	Delaware St.	84 64								
254	A	Morgan St.	65 55	244	A	Coppin St.	59 65								
242	H	Bethune-Cookman	68 55	347	H	Norfolk St.	64 53								
297	H	Florida A&M	80 51	207	H	Hampton	52 55								

Non-Div I Games: Pfeiffer 74 55 North Greenville 64 37

N.C. A&T

Loss, Non-Conf, S Site, H Home A Away N Neutral

N.C. Central

Through Games Of March 5, 2016

Average RPI Win:	282	WON-LOST	WINNING	LAST 10	STRENGTH OF	OPP. STRENGTH	TEAM	ADJ.	CONF.	ADJ CONF.
Average RPI Loss:	254	RECORD	PCT. RANK	GAMES	SCHEDULE	OF SCHEDULE	RPI	RPI	RPI	RPI
DIV. I ONLY	4- 22	324	1- 8	341	346	348	348	32	32	
DIV. I NON-CONF.	1- 9	325	0- 0	321	325	348	348	30	30	
TOTALS	RPI 1-25	RPI 26-50	W-L RECORDS	RPI 51-100	RPI 101-150	RPI 150+				
4- 22	0- 0	0- 0	OVERALL	0- 2	0- 0	4- 20				
4- 6	0- 0	0- 0	HOME	0- 0	0- 0	4- 6				
0- 16	0- 0	0- 0	AWAY	0- 2	0- 0	0- 14				
0- 0	0- 0	0- 0	NEUTRAL	0- 0	0- 0	0- 0				
1- 9	0- 0	0- 0	NON-CONFERENCE	0- 2	0- 0	1- 7				
1- 1	0- 0	0- 0	HOME	0- 0	0- 0	1- 1				
0- 8	0- 0	0- 0	AWAY	0- 2	0- 0	0- 6				
0- 0	0- 0	0- 0	NEUTRAL	0- 0	0- 0	0- 0				
3- 13	0- 0	0- 0	CONFERENCE	0- 0	0- 0	3- 13				
3- 5	0- 0	0- 0	HOME	0- 0	0- 0	3- 5				
0- 8	0- 0	0- 0	AWAY	0- 0	0- 0	0- 8				
0- 0	0- 0	0- 0	NEUTRAL	0- 0	0- 0	0- 0				

RPI S	Opponent	Score	RPI S	Opponent	Score	RPI S	Opponent	Score	RPI S	Opponent	Score	Team's RPI: 348
77	A Charlotte	52 67				207	H Hampton	42 76				
96	A Nebraska	47 88				208	A Presbyterian	50 60				
						210	A USC Upstate	46 68				
						215	H Furman	66 61				
						218	A N.C. A&T	48 60				
						218	H N.C. A&T	54 76				
						242	A Bethune-Cookman	50 62				
						242	H Bethune-Cookman	46 63				
						244	A Coppin St.	46 63				
						254	A Morgan St.	55 66				
						268	H Campbell	48 57				
						274	H UMES	49 46				
						292	A Savannah St.	39 57				
						292	H Savannah St.	65 61				
						297	A Florida A&M	45 55				
						297	H Florida A&M	54 69				
						305	A Wofford	37 60				
						307	A UNCG	56 103				
						309	A Longwood	49 60				
						312	A South Carolina St.	51 58				
						322	A Delaware St.	56 66				
						326	A Winthrop	39 62				
						332	H Howard	61 68				
						347	H Norfolk St.	63 62				
LAST 12 Division I GAMES:												
218	A N.C. A&T	48 60	242	H Bethune-Cookman	46 63							
292	H Savannah St.	65 61	218	H N.C. A&T	54 76							
242	A Bethune-Cookman	50 62	297	A Florida A&M	45 55							
254	A Morgan St.	55 66	322	A Delaware St.	56 66							
244	A Coppin St.	46 63	207	H Hampton	42 76							
297	H Florida A&M	54 69	347	H Norfolk St.	63 62							

Non-Div I Games: Johnson & Wales (NC68 58

N.C. Central

Loss, Non-Conf, S Site, H Home A Away N Neutral

Average RPI Win:	331	WON-LOST	WINNING	LAST 10	STRENGTH OF	OPP. STRENGTH	TEAM	ADJ.	CONF.	ADJ CONF.
Average RPI Loss:	204	RECORD	PCT. RANK	GAMES	SCHEDULE	OF SCHEDULE	RPI	RPI	RPI	RPI
DIV. I ONLY	2- 26	345	1- 9	248	317	342	342	29	29	
DIV. I NON-CONF.	1- 12	337	0- 0	270	326	338	338	28	28	
TOTALS	RPI 1-25	RPI 26-50	W-L RECORDS	RPI 51-100	RPI 101-150	RPI 150+				
2- 26	0- 0	0- 0	OVERALL	0- 5	0- 2	2- 19				
1- 12	0- 0	0- 0	HOME	0- 2	0- 0	1- 10				
1- 14	0- 0	0- 0	AWAY	0- 3	0- 2	1- 9				
0- 0	0- 0	0- 0	NEUTRAL	0- 0	0- 0	0- 0				
1- 12	0- 0	0- 0	NON-CONFERENCE	0- 2	0- 2	1- 8				
0- 6	0- 0	0- 0	HOME	0- 1	0- 0	0- 5				
1- 6	0- 0	0- 0	AWAY	0- 1	0- 2	1- 3				
0- 0	0- 0	0- 0	NEUTRAL	0- 0	0- 0	0- 0				
1- 14	0- 0	0- 0	CONFERENCE	0- 3	0- 0	1- 11				
1- 6	0- 0	0- 0	HOME	0- 1	0- 0	1- 5				
0- 8	0- 0	0- 0	AWAY	0- 2	0- 0	0- 6				
0- 0	0- 0	0- 0	NEUTRAL	0- 0	0- 0	0- 0				

RPI 1-25			RPI 26-50			RPI 51-100				RPI 101+			Team's RPI: 342				
RPI	S	Opponent	Score	RPI	S	Opponent	Score	RPI	S	Opponent	Score	RPI	S	Opponent	Score		
								66	H	Army West Point	35	71	109	A	Virginia	54	81
								68	A	FGCU	37	70	133	A	Marshall	50	63
								68	A	FGCU	31	60	152	A	Jacksonville	37	68
								68	H	FGCU	32	53	152	H	Jacksonville	36	65
								80	A	Minnesota	50	83	194	A	Stetson	55	60
													194	H	Stetson	56	74
													205	H	Brown	49	74
													210	A	USC Upstate	47	67
													210	H	USC Upstate	41	58
													214	H	Dartmouth	39	46
													219	A	Binghamton	50	54
													220	H	Lehigh	47	75
													248	A	Columbia	52	72
													277	H	Vermont	46	54
													286	A	Kennesaw St.	48	64
													286	H	Kennesaw St.	77	82
													324	H	North Dakota St.	59	64
													325	A	North Florida	49	72
													325	H	North Florida	51	68
													327	A	LIU Brooklyn	53	44
													335	A	Lipscomb	49	63
													335	H	Lipscomb	61	51
													345	A	Wagner	53	76
LAST 12 Division I GAMES:																	
				68	A	FGCU	31	60	335	A	Lipscomb	49	63				
				210	A	USC Upstate	47	67	286	H	Kennesaw St.	77	82				
				325	A	North Florida	49	72	335	H	Lipscomb	61	51				
				152	A	Jacksonville	37	68	286	A	Kennesaw St.	48	64				
				194	H	Stetson	56	74	152	H	Jacksonville	36	65				
				68	H	FGCU	32	53	325	H	North Florida	51	68				

Non-Div I Games: St. Joseph (VT) 71 50 St. Joseph's (Brklr) 78 41

NJIT

Loss, Non-Conf, S Site, H Home A Away N Neutral

Average RPI Win: 271	WON-LOST	WINNING	LAST 10	STRENGTH OF	OPP. STRENGTH	TEAM	ADJ.	CONF.	ADJ CONF.
Average RPI Loss: 166	RECORD	PCT. RANK	GAMES	SCHEDULE	OF SCHEDULE	RPI	RPI	RPI	RPI
DIV. I ONLY	14- 14	165	6- 4	255	302	228	228	27	27
DIV. I NON-CONF.	5- 5	160	0- 0	211	282	209	209	27	27
TOTALS	RPI 1-25	RPI 26-50	W-L RECORDS	RPI 51-100	RPI 101-150	RPI 150+			
14- 14	0- 0	0- 2	OVERALL	1- 5	0- 0	13- 7			
10- 5	0- 0	0- 1	HOME	1- 2	0- 0	9- 2			
4- 8	0- 0	0- 1	AWAY	0- 2	0- 0	4- 5			
0- 1	0- 0	0- 0	NEUTRAL	0- 1	0- 0	0- 0			
5- 5	0- 0	0- 2	NON-CONFERENCE	1- 1	0- 0	4- 2			
4- 2	0- 0	0- 1	HOME	1- 0	0- 0	3- 1			
1- 3	0- 0	0- 1	AWAY	0- 1	0- 0	1- 1			
0- 0	0- 0	0- 0	NEUTRAL	0- 0	0- 0	0- 0			
9- 9	0- 0	0- 0	CONFERENCE	0- 4	0- 0	9- 5			
6- 3	0- 0	0- 0	HOME	0- 2	0- 0	6- 1			
3- 5	0- 0	0- 0	AWAY	0- 1	0- 0	3- 4			
0- 1	0- 0	0- 0	NEUTRAL	0- 1	0- 0	0- 0			

RPI 1-25				RPI 26-50				RPI 51-100				RPI 101+				Team's RPI: 228
RPI	S	Opponent	Score	RPI	S	Opponent	Score	RPI	S	Opponent	Score	RPI	S	Opponent	Score	
				35	A	Penn	43 57	65	A	Hofstra	63 65	217	A	Kansas	54 61	
				46	H	Colorado St.	73 82	66	H	Army West Point	34 49	218	H	N.C. A&T	52 48	
								66	N	Army West Point	38 75	220	A	Lehigh	62 54	
								88	H	Elon	73 70	220	H	Lehigh	48 51	
								89	A	Bucknell	52 64	230	A	Loyola Maryland	38 51	
								89	H	Bucknell	41 51	230	H	Loyola Maryland	45 38	
												231	H	Siena	59 58	
												253	A	Holy Cross	49 57	
												253	H	Holy Cross	50 49	
												276	A	American	56 61	
												276	H	American	65 52	
												299	A	Colgate	62 58	
												299	H	Colgate	51 41	
												327	H	LIU Brooklyn	66 68	
												328	A	Lafayette	65 58	
												328	H	Lafayette	64 48	
												338	A	Saint Peter's	50 39	
												341	H	Air Force	64 46	
												344	A	Boston U.	49 51	
												344	H	Boston U.	67 56	
LAST 12 Division I GAMES:																
				276	A	American	56 61	230	H	Loyola Maryland	45 38					
				89	A	Bucknell	52 64	299	A	Colgate	62 58					
				276	H	American	65 52	344	A	Boston U.	49 51					
				66	H	Army West Point	34 49	253	H	Holy Cross	50 49					
				220	A	Lehigh	62 54	66	N	Army West Point	38 75					
				328	H	Lafayette	64 48	220	H	Lehigh	48 51					

Non-Div I Games: Johns Hopkins 77 45

Navy

■ Loss,
 ■ Non-Conf,
 ■ S Site,
 ■ Home
 ■ A Away
 N Neutral

Nebraska

Through Games Of March 5, 2016

Average RPI Win:	165	WON-LOST	WINNING	LAST 10	STRENGTH OF	OPP. STRENGTH	TEAM	ADJ.	CONF.	ADJ CONF.
Average RPI Loss:	50	RECORD	PCT. RANK	GAMES	SCHEDULE	OF SCHEDULE	RPI	RPI	RPI	RPI
DIV. I ONLY	18- 12	114	3- 7	98	31	96	96	5	5	
DIV. I NON-CONF.	9- 2	37	0- 0	257	147	103	103	4	4	
TOTALS	RPI 1-25	RPI 26-50	W-L RECORDS	RPI 51-100	RPI 101-150	RPI 150+				
18- 12	1- 3	2- 2	OVERALL	3- 6	4- 1	8- 0				
15- 3	1- 0	2- 1	HOME	1- 2	3- 0	8- 0				
3- 8	0- 3	0- 1	AWAY	2- 3	1- 1	0- 0				
0- 1	0- 0	0- 0	NEUTRAL	0- 1	0- 0	0- 0				
9- 2	0- 1	2- 0	NON-CONFERENCE	0- 1	1- 0	6- 0				
9- 0	0- 0	2- 0	HOME	0- 0	1- 0	6- 0				
0- 2	0- 1	0- 0	AWAY	0- 1	0- 0	0- 0				
0- 0	0- 0	0- 0	NEUTRAL	0- 0	0- 0	0- 0				
9- 10	1- 2	0- 2	CONFERENCE	3- 5	3- 1	2- 0				
6- 3	1- 0	0- 1	HOME	1- 2	2- 0	2- 0				
3- 6	0- 2	0- 1	AWAY	2- 2	1- 1	0- 0				
0- 1	0- 0	0- 0	NEUTRAL	0- 1	0- 0	0- 0				

RPI 1-25				RPI 26-50				RPI 51-100				RPI 101+			
RPI	S	Opponent	Score	RPI	S	Opponent	Score	RPI	S	Opponent	Score	RPI	S	Opponent	Score
4	A	UConn	46 88	40	H	Arkansas St.	79 71	52	A	Rutgers	56 66	101	A	Northwestern	62 85
6	A	Ohio St.	70 96	45	A	Indiana	47 59	52	H	Rutgers	65 54	101	H	Northwestern	76 67
10	A	Maryland	50 89	45	H	Indiana	68 79	52	N	Rutgers	63 66	128	H	Creighton	65 63
17	H	Michigan St.	73 66	49	H	North Carolina St.	88 67	58	H	Iowa	68 74	130	A	Penn St.	83 78
								63	A	Purdue	62 61	130	H	Penn St.	87 69
								63	H	Purdue	50 68	155	H	Southern U.	89 38
								75	A	Michigan	93 81	179	H	Illinois	73 57
								80	A	Minnesota	73 110	195	H	Wisconsin	75 62
								84	A	California	80 87	311	H	Northern Ariz.	90 67
												325	H	North Florida	91 46
												330	H	Evansville	85 40
												333	H	Ark.-Pine Bluff	96 46
												348	H	N.C. Central	88 47
LAST 12 Division I GAMES:															
				52	N	Rutgers	63 66	80	A	Minnesota	73 110				
				101	H	Northwestern	76 67	45	A	Indiana	47 59				
				45	H	Indiana	68 79	130	H	Penn St.	87 69				
				63	H	Purdue	50 68	52	A	Rutgers	56 66				
				6	A	Ohio St.	70 96	195	H	Wisconsin	75 62				
				17	H	Michigan St.	73 66	75	A	Michigan	93 81				

Non-Div I Games:

Nebraska

■ Loss,
■ Non-Conf,
■ S Site,
■ H Home
■ A Away
N Neutral

Nevada

Through Games Of March 5, 2016

Average RPI Win: 261	WON-LOST	WINNING	LAST 10	STRENGTH OF	OPP. STRENGTH	TEAM	ADJ.	CONF.	ADJ CONF.
Average RPI Loss: 171	RECORD	PCT. RANK	GAMES	SCHEDULE	OF SCHEDULE	RPI	RPI	RPI	RPI
DIV. I ONLY	4- 24	327	1- 9	182	237	321	321	20	20
DIV. I NON-CONF.	0- 10	338	0- 0	208	247	337	337	20	20
TOTALS	RPI 1-25	RPI 26-50	W-L RECORDS	RPI 51-100	RPI 101-150	RPI 150+			
4- 24	0- 0	0- 2	OVERALL	0- 4	0- 4	4- 14			
3- 11	0- 0	0- 1	HOME	0- 3	0- 2	3- 5			
1- 11	0- 0	0- 1	AWAY	0- 0	0- 2	1- 8			
0- 2	0- 0	0- 0	NEUTRAL	0- 1	0- 0	0- 1			
0- 10	0- 0	0- 0	NON-CONFERENCE	0- 4	0- 0	0- 6			
0- 5	0- 0	0- 0	HOME	0- 3	0- 0	0- 2			
0- 3	0- 0	0- 0	AWAY	0- 0	0- 0	0- 3			
0- 2	0- 0	0- 0	NEUTRAL	0- 1	0- 0	0- 1			
4- 14	0- 0	0- 2	CONFERENCE	0- 0	0- 4	4- 8			
3- 6	0- 0	0- 1	HOME	0- 0	0- 2	3- 3			
1- 8	0- 0	0- 1	AWAY	0- 0	0- 2	1- 5			
0- 0	0- 0	0- 0	NEUTRAL	0- 0	0- 0	0- 0			

RPI 1-25			RPI 26-50			RPI 51-100			RPI 101+			Team's RPI: 321			
RPI	S	Opponent	Score	RPI	S	Opponent	Score	RPI	S	Opponent	Score	RPI	S	Opponent	Score
				46	A	Colorado St.	56 74	67	H	Middle Tenn.	46 90	118	A	Fresno St.	56 65
				46	H	Colorado St.	37 64	81	H	San Diego	47 84	118	H	Fresno St.	59 67
								90	H	San Francisco	62 70	150	A	Boise St.	58 66
								94	N	Washington St.	57 70	150	H	Boise St.	61 64
												151	H	Montana St.	53 66
												172	A	Pacific	52 74
												176	A	New Mexico	42 66
												176	H	New Mexico	47 51
												193	H	San Jose St.	63 76
												204	A	UNLV	59 65
												204	H	UNLV	71 65
												213	H	Utah Valley	65 73
												225	A	Utah St.	55 70
												225	H	Utah St.	66 79
												238	N	Loyola Marymount	58 69
												243	A	Wyoming	53 68
												243	H	Wyoming	68 65
												249	A	Ill.-Chicago	55 70
												255	A	San Diego St.	70 64
												336	A	UC Irvine	64 68
												341	A	Air Force	53 59
												341	H	Air Force	68 57
LAST 12 Division I GAMES:															
				176	A	New Mexico	42 66	118	A	Fresno St.	56 65				
				150	H	Boise St.	61 64	341	A	Air Force	53 59				
				46	A	Colorado St.	56 74	46	H	Colorado St.	37 64				
				225	A	Utah St.	55 70	225	H	Utah St.	66 79				
				204	H	UNLV	71 65	255	A	San Diego St.	70 64				
				193	H	San Jose St.	63 76	204	A	UNLV	59 65				

Non-Div I Games: San Fran. St. 57 51

Nevada

■ Loss,
 ■ Non-Conf, S Site,
 ■ Home
 ■ Away
 N Neutral

New Hampshire

Through Games Of March 5, 2016

Average RPI Win:	245	WON-LOST	WINNING	LAST 10	STRENGTH OF	OPP. STRENGTH	TEAM	ADJ.	CONF.	ADJ CONF.
Average RPI Loss:	151	RECORD	PCT. RANK	GAMES	SCHEDULE	OF SCHEDULE	RPI	RPI	RPI	RPI
DIV. I ONLY	11- 18	243	5- 5	176	233	233	233	16	16	
DIV. I NON-CONF.	5- 7	198	0- 0	228	259	212	212	19	19	
TOTALS	RPI 1-25	RPI 26-50	W-L RECORDS	RPI 51-100	RPI 101-150	RPI 150+				
11- 18	0- 0	0- 1	OVERALL	0- 5	0- 1	11- 11				
6- 7	0- 0	0- 1	HOME	0- 2	0- 0	6- 4				
5- 10	0- 0	0- 0	AWAY	0- 0	0- 0	5- 2				
0- 1	0- 0	0- 0	NEUTRAL	0- 1	0- 0	0- 0				
5- 7	0- 0	0- 1	NON-CONFERENCE	0- 0	0- 1	5- 5				
2- 3	0- 0	0- 1	HOME	0- 0	0- 0	2- 2				
3- 4	0- 0	0- 0	AWAY	0- 0	0- 1	3- 3				
0- 0	0- 0	0- 0	NEUTRAL	0- 0	0- 0	0- 0				
6- 11	0- 0	0- 0	CONFERENCE	0- 5	0- 0	6- 6				
4- 4	0- 0	0- 0	HOME	0- 2	0- 0	4- 2				
2- 6	0- 0	0- 0	AWAY	0- 2	0- 0	2- 4				
0- 1	0- 0	0- 0	NEUTRAL	0- 1	0- 0	0- 0				

RPI 1-25				RPI 26-50				RPI 51-100				RPI 101+				Team's RPI: 233	
RPI	S	Opponent	Score	RPI	S	Opponent	Score	RPI	S	Opponent	Score	RPI	S	Opponent	Score		
				35	H	Penn	60 67	51	A	Albany (NY)	48 85	117	A	Boston College	51 71		
								51	H	Albany (NY)	52 78	153	A	North Carolina	60 65		
								69	A	Maine	55 59	156	A	Stony Brook	54 63		
								69	H	Maine	52 62	156	H	Stony Brook	49 46		
								69	N	Maine	47 58	157	A	Yale	46 63		
												160	H	Northeastern	54 66		
												184	A	UMBC	67 59		
												184	H	UMBC	55 65		
												198	A	Sacred Heart	81 69		
												214	A	Dartmouth	61 57		
												216	A	Hartford	44 48		
												216	H	Hartford	53 42		
												219	A	Binghamton	50 51		
												219	H	Binghamton	64 49		
												227	A	Bryant	42 55		
												231	H	Siena	53 57		
												245	H	Manhattan	72 57		
												275	A	Central Conn. St.	64 50		
												277	A	Vermont	63 83		
												277	H	Vermont	59 63		
LAST 12 Division I GAMES:																	
				69	N	Maine	47 58	51	A	Albany (NY)	48 85	320	A	UMass Lowell	63 55		
				184	A	UMBC	67 59	69	A	Maine	55 59	320	H	UMass Lowell	65 61		
				277	H	Vermont	59 63	219	H	Binghamton	64 49	344	H	Boston U.	69 52		
				216	H	Hartford	53 42	184	H	UMBC	55 65						
				320	A	UMass Lowell	63 55	277	A	Vermont	63 83						
				156	H	Stony Brook	49 46	216	A	Hartford	44 48						

Non-Div I Games: Colby-Sawyer 72 41

New Hampshire

■ Loss,
 ■ Non-Conf,
 ■ S Site,
 ■ H Home
 ■ A Away
 N Neutral

Average RPI Win:	247	WON-LOST	WINNING	LAST 10	STRENGTH OF	OPP. STRENGTH	TEAM	ADJ.	CONF.	ADJ CONF.
Average RPI Loss:	140	RECORD	PCT. RANK	GAMES	SCHEDULE	OF SCHEDULE	RPI	RPI	RPI	RPI
DIV. I ONLY	16- 13	149	5- 5	208	222	176	176	20	20	
DIV. I NON-CONF.	7- 4	110	0- 1	74	258	107	107	20	20	
TOTALS	RPI 1-25	RPI 26-50	W-L RECORDS	RPI 51-100	RPI 101-150	RPI 150+				
16- 13	0- 1	0- 2	OVERALL	1- 0	1- 5	14- 5				
10- 6	0- 1	0- 1	HOME	0- 0	0- 3	10- 1				
6- 7	0- 0	0- 1	AWAY	1- 0	1- 2	4- 4				
0- 0	0- 0	0- 0	NEUTRAL	0- 0	0- 0	0- 0				
7- 4	0- 1	0- 1	NON-CONFERENCE	1- 0	0- 2	6- 0				
5- 2	0- 1	0- 0	HOME	0- 0	0- 1	5- 0				
2- 2	0- 0	0- 1	AWAY	1- 0	0- 1	1- 0				
0- 0	0- 0	0- 0	NEUTRAL	0- 0	0- 0	0- 0				
9- 9	0- 0	0- 1	CONFERENCE	0- 0	1- 3	8- 5				
5- 4	0- 0	0- 1	HOME	0- 0	0- 2	5- 1				
4- 5	0- 0	0- 0	AWAY	0- 0	1- 1	3- 4				
0- 0	0- 0	0- 0	NEUTRAL	0- 0	0- 0	0- 0				

RPI S	Opponent	Score	RPI S	Opponent	Score	RPI S	Opponent	Score	RPI S	Opponent	Score	Team's RPI: 176
18	H Duquesne	69 78	30	A UTEP	62 70	80	A Minnesota	72 53	107	A New Mexico St.	59 78	
			46	H Colorado St.	48 49				107	H New Mexico St.	47 52	
									118	A Fresno St.	43 51	
									118	H Fresno St.	65 69	
									150	A Boise St.	70 60	
									150	H Boise St.	60 81	
									168	H Sacramento St.	84 71	
									192	A SMU	63 58	
									193	A San Jose St.	58 59	
									193	H San Jose St.	71 57	
									204	A UNLV	48 57	
									204	H UNLV	67 53	
									225	A Utah St.	56 72	
									225	H Utah St.	73 70	
									243	A Wyoming	48 66	
									250	H Houston Baptist	65 57	
									255	A San Diego St.	64 45	
									255	H San Diego St.	46 51	
									266	H Pepperdine	60 52	
									304	H Nicholls St.	83 43	
									321	A Nevada	51 47	
									321	H Nevada	66 42	
									334	H Southern Utah	70 48	
									341	A Air Force	63 33	
									341	H Air Force	58 36	
LAST 12 Division I GAMES:												
18	H Duquesne	69 78	150	A Boise St.	70 60							
321	H Nevada	66 42	193	A San Jose St.	58 59							
255	A San Diego St.	64 45	225	H Utah St.	73 70							
118	A Fresno St.	43 51	255	H San Diego St.	46 51							
46	H Colorado St.	48 49	204	A UNLV	48 57							
341	H Air Force	58 36	150	H Boise St.	60 81							

Non-Div I Games:

New Mexico

■ Loss,
 ■ Non-Conf, S Site,
 ■ Home
 ■ Away
 N Neutral

Average RPI Win:	247	WON-LOST	WINNING	LAST 10	STRENGTH OF	OPP. STRENGTH	TEAM	ADJ.	CONF.	ADJ CONF.
Average RPI Loss:	104	RECORD	PCT. RANK	GAMES	SCHEDULE	OF SCHEDULE	RPI	RPI	RPI	RPI
DIV. I ONLY	22- 4	19	9- 1	321	231	107	107	28	28	
DIV. I NON-CONF.	9- 3	69	0- 0	265	132	122	122	25	25	
TOTALS	RPI 1-25	RPI 26-50	W-L RECORDS	RPI 51-100	RPI 101-150	RPI 150+				
22- 4	0- 0	0- 1	OVERALL	0- 1	1- 1	21- 1				
11- 2	0- 0	0- 1	HOME	0- 0	1- 0	10- 1				
10- 1	0- 0	0- 0	AWAY	0- 0	0- 1	10- 0				
1- 1	0- 0	0- 0	NEUTRAL	0- 1	0- 0	1- 0				
9- 3	0- 0	0- 1	NON-CONFERENCE	0- 1	1- 1	8- 0				
5- 1	0- 0	0- 1	HOME	0- 0	1- 0	4- 0				
3- 1	0- 0	0- 0	AWAY	0- 0	0- 1	3- 0				
1- 1	0- 0	0- 0	NEUTRAL	0- 1	0- 0	1- 0				
13- 1	0- 0	0- 0	CONFERENCE	0- 0	0- 0	13- 1				
6- 1	0- 0	0- 0	HOME	0- 0	0- 0	6- 1				
7- 0	0- 0	0- 0	AWAY	0- 0	0- 0	7- 0				
0- 0	0- 0	0- 0	NEUTRAL	0- 0	0- 0	0- 0				

RPI S	Opponent	Score	RPI S	Opponent	Score	RPI S	Opponent	Score	RPI S	Opponent	Score	Team's RPI: 107
30	H UTEP	65 71	73	N Vanderbilt	45 71	114	H Northwestern St.	65 54				
						123	A Arizona	64 68				
						168	H Sacramento St.	80 77				
						176	A New Mexico	52 47				
						176	H New Mexico	78 59				
						191	A UTRGV	68 57				
						191	H UTRGV	55 66				
						193	A San Jose St.	75 66				
						212	A CSU Bakersfield	67 59				
						212	H CSU Bakersfield	86 63				
						213	A Utah Valley	59 53				
						213	H Utah Valley	73 68				
						229	A Grand Canyon	64 44				
						229	H Grand Canyon	60 58				
						271	A Seattle	66 56				
						271	H Seattle	69 54				
						302	A UMKC	68 62				
						302	H UMKC	78 74				
						311	H Northern Ariz.	87 53				
						313	N A&M-Corpus Christi	70 51				
						324	A North Dakota St.	79 69				
						334	H Southern Utah	74 60				
						343	A Chicago St.	70 60				
						343	H Chicago St.	76 63				
LAST 12 Division I GAMES:												
191	H	UTRGV	55	66	229	A	Grand Canyon	64	44			
302	H	UMKC	78	74	191	A	UTRGV	68	57			
271	A	Seattle	66	56	212	H	CSU Bakersfield	86	63			
212	A	CSU Bakersfield	67	59	271	H	Seattle	69	54			
343	H	Chicago St.	76	63	343	A	Chicago St.	70	60			
213	A	Utah Valley	59	53	302	A	UMKC	68	62			

Non-Div I Games: Eastern N.M. 76 61 Western N.M. 68 39

New Mexico St.

Loss, Non-Conf, S Site, H Home A Away N Neutral

Average RPI Win:	295	WON-LOST	WINNING	LAST 10	STRENGTH OF	OPP. STRENGTH	TEAM	ADJ.	CONF.	ADJ CONF.
Average RPI Loss:	200	RECORD	PCT. RANK	GAMES	SCHEDULE	OF SCHEDULE	RPI	RPI	RPI	RPI
DIV. I ONLY	6- 19	301	2- 8	314	291	331	331	25	25	
DIV. I NON-CONF.	1- 6	311	0- 0	332	287	349	349	26	26	
TOTALS	RPI 1-25	RPI 26-50	W-L RECORDS	RPI 51-100	RPI 101-150	RPI 150+				
6- 19	0- 0	0- 0	OVERALL	0- 3	0- 6	6- 10				
5- 6	0- 0	0- 0	HOME	0- 1	0- 2	5- 3				
1- 12	0- 0	0- 0	AWAY	0- 0	0- 1	1- 1				
0- 1	0- 0	0- 0	NEUTRAL	0- 0	0- 0	0- 1				
1- 6	0- 0	0- 0	NON-CONFERENCE	0- 0	0- 2	1- 4				
1- 1	0- 0	0- 0	HOME	0- 0	0- 0	1- 1				
0- 4	0- 0	0- 0	AWAY	0- 0	0- 2	0- 2				
0- 1	0- 0	0- 0	NEUTRAL	0- 0	0- 0	0- 1				
5- 13	0- 0	0- 0	CONFERENCE	0- 3	0- 4	5- 6				
4- 5	0- 0	0- 0	HOME	0- 1	0- 2	4- 2				
1- 8	0- 0	0- 0	AWAY	0- 2	0- 2	1- 4				
0- 0	0- 0	0- 0	NEUTRAL	0- 0	0- 0	0- 0				

RPI 1-25			RPI 26-50			RPI 51-100			RPI 101+			Team's RPI: 331			
RPI	S	Opponent	Score	RPI	S	Opponent	Score	RPI	S	Opponent	Score				
								76	A	Abilene Christian	70 80	102	A	TCU	36 85
								99	A	Central Ark.	55 67	114	A	Northwestern St.	53 70
								99	H	Central Ark.	44 59	114	H	Northwestern St.	46 58
												139	A	Arkansas	41 73
												144	A	McNeese St.	63 92
												144	H	McNeese St.	74 77
												177	A	Ole Miss	59 97
												197	H	SFA	58 57
												236	A	Sam Houston St.	52 64
												250	H	Houston Baptist	51 71
												286	A	Kennesaw St.	53 60
												288	A	Lamar	52 79
												297	N	Florida A&M	60 71
												304	A	Nicholls St.	55 70
												304	H	Nicholls St.	62 55
												307	H	UNCG	79 81
												308	H	Jackson St.	85 68
												313	A	A&M-Corpus Christi	59 73
												313	H	A&M-Corpus Christi	64 75
												317	A	Southeastern La.	62 51
												317	H	Southeastern La.	57 55
												329	H	Incarnate Word	55 49
LAST 12 Division I GAMES:															
				114	H	Northwestern St.	46 58					313	H	A&M-Corpus Christi	64 75
				317	H	Southeastern La.	57 55					99	A	Central Ark.	55 67
				76	A	Abilene Christian	70 80					144	A	McNeese St.	63 92
				304	A	Nicholls St.	55 70					144	H	McNeese St.	74 77
				114	A	Northwestern St.	53 70					304	H	Nicholls St.	62 55
				317	A	Southeastern La.	62 51					313	A	A&M-Corpus Christi	59 73

Non-Div I Games: LSU-Alexandria 93 75 Trinity Baptist 109 46

New Orleans

Loss, Non-Conf, S Site, H Home A Away N Neutral

Niagara

Through Games Of March 5, 2016

Average RPI Win:	274	WON-LOST	WINNING	LAST 10	STRENGTH OF	OPP. STRENGTH	TEAM	ADJ.	CONF.	ADJ CONF.
Average RPI Loss:	170	RECORD	PCT. RANK	GAMES	SCHEDULE	OF SCHEDULE	RPI	RPI	RPI	RPI
DIV. I ONLY	8- 23	295	2- 8	241	234	289	289	23	23	
DIV. I NON-CONF.	2- 7	280	0- 0	227	156	278	278	22	22	
TOTALS	RPI 1-25	RPI 26-50	W-L RECORDS	RPI 51-100	RPI 101-150	RPI 150+				
8- 23	0- 0	0- 1	OVERALL	0- 3	0- 6	8- 13				
3- 11	0- 0	0- 0	HOME	0- 1	0- 3	3- 7				
4- 11	0- 0	0- 1	AWAY	0- 1	0- 3	4- 6				
1- 1	0- 0	0- 0	NEUTRAL	0- 1	0- 0	1- 0				
2- 7	0- 0	0- 1	NON-CONFERENCE	0- 0	0- 4	2- 2				
1- 3	0- 0	0- 0	HOME	0- 0	0- 2	1- 1				
1- 4	0- 0	0- 1	AWAY	0- 0	0- 2	1- 1				
0- 0	0- 0	0- 0	NEUTRAL	0- 0	0- 0	0- 0				
6- 16	0- 0	0- 0	CONFERENCE	0- 3	0- 2	6- 11				
2- 8	0- 0	0- 0	HOME	0- 1	0- 1	2- 6				
3- 7	0- 0	0- 0	AWAY	0- 1	0- 1	3- 5				
1- 1	0- 0	0- 0	NEUTRAL	0- 1	0- 0	1- 0				

RPI S	Opponent	Score	RPI S	Opponent	Score	RPI S	Opponent	Score	RPI S	Opponent	Score	Team's RPI: 289
34	A St. Bonaventure	55 67	82	A Quinnipiac	52 70	116	A Iona	46 73				
			82	H Quinnipiac	54 61	116	H Iona	52 73				
			82	N Quinnipiac	51 74	126	H Youngstown St.	54 71				
						131	H Buffalo	48 57				
						135	A Texas Tech	45 79				
						142	A Detroit	75 80				
						159	A Marist	50 63				
						159	H Marist	68 82				
						200	A Fairfield	43 61				
						200	H Fairfield	56 55				
						202	H Oakland	67 77				
						214	A Dartmouth	47 60				
						222	A Canisius	45 54				
						222	H Canisius	66 68				
						222	N Canisius	65 64				
						231	A Siena	54 45				
						231	H Siena	51 59				
						245	A Manhattan	62 80				
						245	H Manhattan	49 58				
						246	A Monmouth	60 83				
						246	H Monmouth	55 68				
LAST 12 Division I GAMES:												
82	N Quinnipiac	51 74	284	H Rider	72 76	261	H Cleveland St.	73 72				
222	N Canisius	65 64	159	H Marist	68 82	284	A Rider	67 57				
231	A Siena	54 45	82	A Quinnipiac	52 70	284	H Rider	72 76				
222	A Canisius	45 54	200	A Fairfield	43 61	318	A Mt. St. Mary's	53 51				
245	H Manhattan	49 58	116	H Iona	52 73	338	A Saint Peter's	52 48				
246	H Monmouth	55 68	222	H Canisius	66 68							

Non-Div I Games:

Niagara

■ Loss,
 ■ Non-Conf,
 ■ S Site,
 ■ H Home
 ■ A Away
 N Neutral

RPI	S	Opponent	Score
338	H	Saint Peter's	51 46

N
i
a
g
a
r
a

N
i
a
g
a
r
a

Niagara

Average RPI Win:	269	WON-LOST	WINNING	LAST 10	STRENGTH OF	OPP. STRENGTH	TEAM	ADJ.	CONF.	ADJ CONF.
Average RPI Loss:	200	RECORD	PCT. RANK	GAMES	SCHEDULE	OF SCHEDULE	RPI	RPI	RPI	RPI
DIV. I ONLY	9- 18	266	4- 6	312	312	304	304	25	25	
DIV. I NON-CONF.	1- 8	320	1- 0	308	344	344	344	26	26	
TOTALS	RPI 1-25	RPI 26-50	W-L RECORDS	RPI 51-100	RPI 101-150	RPI 150+				
9- 18	0- 0	0- 0	OVERALL	0- 3	2- 4	7- 11				
5- 8	0- 0	0- 0	HOME	0- 2	2- 0	3- 6				
3- 9	0- 0	0- 0	AWAY	0- 1	0- 3	3- 5				
1- 1	0- 0	0- 0	NEUTRAL	0- 0	0- 1	1- 0				
1- 8	0- 0	0- 0	NON-CONFERENCE	0- 0	0- 2	1- 6				
0- 4	0- 0	0- 0	HOME	0- 0	0- 0	0- 4				
0- 3	0- 0	0- 0	AWAY	0- 0	0- 1	0- 2				
1- 1	0- 0	0- 0	NEUTRAL	0- 0	0- 1	1- 0				
8- 10	0- 0	0- 0	CONFERENCE	0- 3	2- 2	6- 5				
5- 4	0- 0	0- 0	HOME	0- 2	2- 0	3- 2				
3- 6	0- 0	0- 0	AWAY	0- 1	0- 2	3- 3				
0- 0	0- 0	0- 0	NEUTRAL	0- 0	0- 0	3- 0				

RPI 1-25			RPI 26-50			RPI 51-100			RPI 101+			Team's RPI: 304
RPI	S	Opponent	Score	RPI	S	Opponent	Score	RPI	S	Opponent	Score	
								76	H	Abilene Christian	68	71
								99	A	Central Ark.	51	56
								99	H	Central Ark.	65	71

Non-Div I Games: Southern-N.O. 98 65

Nicholls St.

■ Loss,
■ Non-Conf, S Site,
■ Home
■ Away
N Neutral

Average RPI Win: 271	WON-LOST	WINNING	LAST 10	STRENGTH OF	OPP. STRENGTH	TEAM	ADJ.	CONF.	ADJ CONF.
Average RPI Loss: 242	RECORD	PCT. RANK	GAMES	SCHEDULE	OF SCHEDULE	RPI	RPI	RPI	RPI
DIV. I ONLY	3- 23	338	3- 7	338	332	347	347	32	32
DIV. I NON-CONF.	0- 10	338	0- 0	259	300	345	345	30	30
TOTALS	RPI 1-25	RPI 26-50	W-L RECORDS	RPI 51-100	RPI 101-150	RPI 150+			
3- 23	0- 1	0- 0	OVERALL	0- 0	0- 2	3- 20			
1- 10	0- 0	0- 0	HOME	0- 0	0- 0	1- 10			
2- 11	0- 1	0- 0	AWAY	0- 0	0- 2	2- 8			
0- 2	0- 0	0- 0	NEUTRAL	0- 0	0- 0	0- 2			
0- 10	0- 1	0- 0	NON-CONFERENCE	0- 0	0- 2	0- 7			
0- 3	0- 0	0- 0	HOME	0- 0	0- 0	0- 3			
0- 5	0- 1	0- 0	AWAY	0- 0	0- 2	0- 2			
0- 2	0- 0	0- 0	NEUTRAL	0- 0	0- 0	0- 2			
3- 13	0- 0	0- 0	CONFERENCE	0- 0	0- 0	3- 13			
1- 7	0- 0	0- 0	HOME	0- 0	0- 0	1- 7			
2- 6	0- 0	0- 0	AWAY	0- 0	0- 0	2- 6			
0- 0	0- 0	0- 0	NEUTRAL	0- 0	0- 0	0- 0			

RPI 1-25			RPI 26-50			RPI 51-100			RPI 101+ Team's RPI: 347		
RPI	S	Opponent	Score	RPI	S	Opponent	Score	RPI	S	Opponent	Score
22	A	Mississippi St.	34 92					109	A	Virginia	50 86
								133	A	Marshall	67 81
								202	H	Oakland	73 83
								203	A	William & Mary	47 67
								207	A	Hampton	62 73
								207	H	Hampton	71 66
								210	H	USC Upstate	62 82
								218	A	N.C. A&T	53 64
								230	A	Loyola Maryland	67 75
								242	H	Bethune-Cookman	45 53
								244	A	Coppin St.	44 69
								244	H	Coppin St.	47 56
								254	A	Morgan St.	58 67
								254	H	Morgan St.	56 59
								269	H	UNCW	57 61
								274	A	UMES	74 63
								281	N	La Salle	59 67
								292	H	Savannah St.	53 68
								297	H	Florida A&M	67 83
								312	H	South Carolina St.	52 60
								322	A	Delaware St.	61 64
								332	A	Howard	110 108
								332	H	Howard	63 64
								337	N	St. Francis Brooklyn	55 59
								348	A	N.C. Central	62 63
LAST 12 Division I GAMES:											
207	H	Hampton	71 66	332	A	Howard	110 108				
332	H	Howard	63 64	207	A	Hampton	62 73				
244	H	Coppin St.	47 56	292	H	Savannah St.	53 68				
322	A	Delaware St.	61 64	312	H	South Carolina St.	52 60				
254	H	Morgan St.	56 59	218	A	N.C. A&T	53 64				
274	A	UMES	74 63	348	A	N.C. Central	62 63				

Non-Div I Games:

Norfolk St.

■ Loss,
■ Non-Conf,
■ S Site,
■ H Home
■ A Away
N Neutral

North Carolina

Through Games Of March 5, 2016

Average RPI Win:	175	WON-LOST	WINNING	LAST 10	STRENGTH OF	OPP. STRENGTH	TEAM	ADJ.	CONF.	ADJ CONF.
Average RPI Loss:	79	RECORD	PCT. RANK	GAMES	SCHEDULE	OF SCHEDULE	RPI	RPI	RPI	RPI
DIV. I ONLY	14- 18	212	2- 8	57	72	153	153	4	4	
DIV. I NON-CONF.	10- 5	99	0- 0	102	255	135	135	5	5	
TOTALS	RPI 1-25	RPI 26-50	W-L RECORDS	RPI 51-100	RPI 101-150	RPI 150+				
14- 18	1- 3	0- 6	OVERALL	1- 2	4- 5	8- 2				
11- 9	1- 1	0- 3	HOME	1- 1	2- 2	7- 2				
1- 8	0- 2	0- 3	AWAY	0- 1	1- 2	0- 0				
2- 1	0- 0	0- 0	NEUTRAL	0- 0	1- 1	1- 0				
10- 5	0- 0	0- 1	NON-CONFERENCE	1- 1	2- 1	7- 2				
8- 4	0- 0	0- 0	HOME	1- 1	1- 1	6- 2				
0- 1	0- 0	0- 1	AWAY	0- 0	0- 0	0- 0				
2- 0	0- 0	0- 0	NEUTRAL	0- 0	1- 0	1- 0				
4- 13	1- 3	0- 5	CONFERENCE	0- 1	2- 4	1- 0				
3- 5	1- 1	0- 3	HOME	0- 0	1- 1	1- 0				
1- 7	0- 2	0- 2	AWAY	0- 1	1- 2	0- 0				
0- 1	0- 0	0- 0	NEUTRAL	0- 0	0- 1	0- 0				

RPI	S	Opponent	Score	RPI	S	Opponent	Score	RPI	S	Opponent	Score	RPI	S	Opponent	Score	Team's RPI: 153
1	A	Notre Dame	54 88	27	H	Miami (FL)	61 76	69	H	Maine	59 58	101	H	Northwestern	72 85	
13	H	Syracuse	77 73	28	A	Oklahoma St.	67 77	72	A	Georgia Tech	73 80	109	A	Virginia	68 72	
14	H	Louisville	60 78	49	A	North Carolina St.	49 78	86	H	Oregon	77 79	110	N	Gonzaga	67 62	
15	A	Florida St.	63 94	49	H	North Carolina St.	66 80					116	H	Iona	64 52	
				50	A	Duke	55 71					117	A	Boston College	86 78	
				50	H	Duke	57 93					120	H	Virginia Tech	71 67	
												124	H	Pittsburgh	60 76	
												124	N	Pittsburgh	72 82	
												138	A	Wake Forest	63 75	
												157	H	Yale	70 63	
												171	N	Southern Miss.	69 62	
												172	H	Pacific	63 66	
												206	H	Gardner-Webb	65 66	
												210	H	USC Upstate	80 40	
												233	H	New Hampshire	65 60	
												258	H	Clemson	72 56	
												262	H	Appalachian St.	68 59	
												297	H	Florida A&M	94 58	
												316	H	Fairleigh Dickinson	64 46	
LAST 12 Division I GAMES:																
124	N	Pittsburgh	72 82	120	H	Virginia Tech	71 67									
50	H	Duke	57 93	117	A	Boston College	86 78									
109	A	Virginia	68 72	14	H	Louisville	60 78									
49	H	North Carolina St.	66 80	49	A	North Carolina St.	49 78									
124	H	Pittsburgh	60 76	50	A	Duke	55 71									
15	A	Florida St.	63 94	138	A	Wake Forest	63 75									

Non-Div I Games:

North Carolina

Loss, Non-Conf, S Site, H Home A Away N Neutral

Average RPI Win:	146	WON-LOST	WINNING	LAST 10	STRENGTH OF	OPP. STRENGTH	TEAM	ADJ.	CONF.	ADJ CONF.
Average RPI Loss:	42	RECORD	PCT. RANK	GAMES	SCHEDULE	OF SCHEDULE	RPI	RPI	RPI	RPI
DIV. I ONLY	20- 11	86	5- 5	39	43	49	49	4	4	
DIV. I NON-CONF.	9- 4	95	0- 0	81	93	76	76	5	5	
TOTALS	RPI 1-25	RPI 26-50	W-L RECORDS	RPI 51-100	RPI 101-150	RPI 150+				
20- 11	0- 6	2- 2	OVERALL	2- 2	7- 1	9- 0				
11- 4	0- 3	1- 0	HOME	2- 1	3- 0	5- 0				
6- 5	0- 2	1- 1	AWAY	0- 1	3- 1	2- 0				
3- 2	0- 1	0- 1	NEUTRAL	0- 0	1- 0	2- 0				
9- 4	0- 1	1- 1	NON-CONFERENCE	1- 2	1- 0	6- 0				
6- 1	0- 0	1- 0	HOME	1- 1	0- 0	4- 0				
1- 2	0- 1	0- 0	AWAY	0- 1	1- 0	0- 0				
2- 1	0- 0	0- 1	NEUTRAL	0- 0	0- 0	2- 0				
11- 7	0- 5	1- 1	CONFERENCE	1- 0	6- 1	3- 0				
5- 3	0- 3	0- 0	HOME	1- 0	3- 0	1- 0				
5- 3	0- 1	1- 1	AWAY	0- 0	2- 1	2- 0				
1- 1	0- 1	0- 0	NEUTRAL	0- 0	1- 0	0- 0				

RPI 1-25				RPI 26-50				Team's RPI: 49	RPI 51-100				RPI 101+			
RPI	S	Opponent	Score	RPI	S	Opponent	Score		RPI	S	Opponent	Score	RPI	S	Opponent	Score
1	A	Notre Dame	46 82	27	A	Miami (FL)	44 73		72	H	Georgia Tech	65 57	109	H	Virginia	63 52
13	H	Syracuse	52 55	37	N	Seton Hall	55 58		77	H	Charlotte	72 65	117	H	Boston College	74 63
13	N	Syracuse	61 80	44	H	Villanova	70 64		88	H	Elon	66 69	117	N	Boston College	76 60
14	H	Louisville	90 92	50	A	Duke	65 62		96	A	Nebraska	67 88	120	A	Virginia Tech	72 61
15	H	Florida St.	52 56										124	A	Pittsburgh	78 76
24	A	Florida	72 79										127	A	Liberty	61 53
													138	A	Wake Forest	58 63
													138	H	Wake Forest	64 47
													153	A	North Carolina	80 66
													153	H	North Carolina	78 49
													165	N	UAB	67 56
													173	H	Radford	67 52
													178	N	Eastern Ky.	73 62
													187	H	Davidson	58 42
													252	H	High Point	89 48
													258	A	Clemson	71 57
													300	H	Western Caro.	86 55
LAST 12 Division I GAMES:																
		13 N Syracuse	61 80			117 H Boston College	74 63									
		117 N Boston College	76 60			138 A Wake Forest	58 63									
		258 A Clemson	71 57			1 A Notre Dame	46 82									
		15 H Florida St.	52 56			153 H North Carolina	78 49									
		153 A North Carolina	80 66			109 H Virginia	63 52									
		13 H Syracuse	52 55			120 A Virginia Tech	72 61									

Non-Div I Games:

North Carolina St.

■ Loss,
 ■ Non-Conf, S Site,
 ■ Home
 ■ Away
 N Neutral

KOREN BARON				THROUGH GAMES OF MARCH 97, 2018						
Average RPI Win:	214	WON-LOST	WINNING	LAST 10	STRENGTH OF	OPP. STRENGTH	TEAM	ADJ.	CONF.	ADJ CONF.
Average RPI Loss:	114	RECORD	PCT. RANK	GAMES	SCHEDULE	OF SCHEDULE	RPI	RPI	RPI	RPI
DIV. I ONLY	17- 12	123	9- 1	70	274	97	97	19	19	
DIV. I NON-CONF.	4- 7	222	0- 0	32	213	169	169	23	23	

TOTALS	RPI 1-25		RPI 26-50	W-L RECORDS	RPI 51-100		RPI 101-150		RPI 150+	
17- 12	0- 0		0- 0	OVERALL	1- 6		0- 3		16- 3	
11- 3	0- 0		0- 0	HOME	1- 1		0- 1		10- 1	
6- 8	0- 0		0- 0	AWAY	0- 0		0- 0		6- 0	
0- 1	0- 0		0- 0	NEUTRAL	0- 0		0- 1		0- 0	
4- 7	0- 0		0- 0	NON-CONFERENCE	1- 6		0- 1		3- 0	
4- 1	0- 0		0- 0	HOME	1- 1		0- 0		3- 0	
0- 5	0- 0		0- 0	AWAY	0- 5		0- 0		0- 0	
0- 1	0- 0		0- 0	NEUTRAL	0- 0		0- 1		0- 0	
13- 5	0- 0		0- 0	CONFERENCE	0- 0		0- 2		13- 3	
7- 2	0- 0		0- 0	HOME	0- 0		0- 1		7- 1	
6- 3	0- 0		0- 0	AWAY	0- 0		0- 1		6- 2	
0- 0	0- 0		0- 0	NEUTRAL	0- 0		0- 0		0- 0	

[illegible]

Non-Div I Games:

North Dakota

■ Loss, ■ Non-Conf, S Site, H Home A Away N Neutral

Average RPI Win:	307	WON-LOST	WINNING	LAST 10	STRENGTH OF	OPP. STRENGTH	TEAM	ADJ.	CONF.	ADJ CONF.
Average RPI Loss:	175	RECORD	PCT. RANK	GAMES	SCHEDULE	OF SCHEDULE	RPI	RPI	RPI	RPI
DIV. I ONLY	5- 22	316	2- 8	250	266	324	324	18	18	
DIV. I NON-CONF.	3- 8	258	0- 0	272	340	303	303	18	18	
TOTALS	RPI 1-25	RPI 26-50	W-L RECORDS	RPI 51-100	RPI 101-150	RPI 150+				
5- 22	0- 0	0- 0	OVERALL	0- 6	0- 5	5- 11				
3- 9	0- 0	0- 0	HOME	0- 3	0- 3	3- 3				
1- 11	0- 0	0- 0	AWAY	0- 3	0- 2	1- 6				
1- 2	0- 0	0- 0	NEUTRAL	0- 0	0- 0	1- 2				
3- 8	0- 0	0- 0	NON-CONFERENCE	0- 2	0- 1	3- 5				
1- 3	0- 0	0- 0	HOME	0- 1	0- 1	1- 1				
1- 3	0- 0	0- 0	AWAY	0- 1	0- 0	1- 2				
1- 2	0- 0	0- 0	NEUTRAL	0- 0	0- 0	1- 2				
2- 14	0- 0	0- 0	CONFERENCE	0- 4	0- 4	2- 6				
2- 6	0- 0	0- 0	HOME	0- 2	0- 2	2- 2				
0- 8	0- 0	0- 0	AWAY	0- 2	0- 2	0- 4				
0- 0	0- 0	0- 0	NEUTRAL	0- 0	0- 0	0- 0				

RPI 1-25				RPI 26-50				RPI 51-100				RPI 101+				Team's RPI: 324	
RPI	S	Opponent	Score	RPI	S	Opponent	Score	RPI	S	Opponent	Score	RPI	S	Opponent	Score		
								60	A	South Dakota St.	47 81	107	H	New Mexico St.	69 79		
								60	H	South Dakota St.	63 81	115	A	IUPUI	44 67		
								62	A	South Dakota	54 80	115	H	IUPUI	63 64		
								62	H	South Dakota	94 96	143	A	Oral Roberts	58 59		
								69	H	Maine	51 82	143	H	Oral Roberts	42 52		
								97	A	North Dakota	54 71	163	N	Delaware	50 62		
												218	N	N.C. A&T	64 72		
												226	A	Western Ill.	89 100		
												226	H	Western Ill.	82 94		
												229	H	Grand Canyon	67 76		
												255	A	San Diego St.	54 64		
												260	A	Omaha	52 77		
												260	H	Omaha	74 67		
												279	N	Prairie View	79 58		
												301	A	Denver	53 64		
												301	H	Denver	45 55		
												315	A	IPFW	69 85		
												315	H	IPFW	94 85		
												319	A	Kent St.	54 75		
												340	H	Cal St. Fullerton	79 64		
												342	A	NJIT	64 59		
LAST 12 Division I GAMES:																	
				315	A	IPFW	69 85					143	A	Oral Roberts	58 59		
				226	A	Western Ill.	89 100					62	A	South Dakota	54 80		
				301	H	Denver	45 55					315	H	IPFW	94 85		
				260	H	Omaha	74 67					226	H	Western Ill.	82 94		
				115	H	IUPUI	63 64					115	A	IUPUI	44 67		
				60	A	South Dakota St.	47 81					62	H	South Dakota	94 96		

Non-Div I Games: Valley City St. 85 77 St. Mary (NE) 88 68

North Dakota St.

■ Loss,
 ■ Non-Conf, S Site,
 ■ Home
 ■ Away
 N Neutral

North Florida

Through Games Of March 5, 2016

Average RPI Win:	323	WON-LOST	WINNING	LAST 10	STRENGTH OF	OPP. STRENGTH	TEAM	ADJ.	CONF.	ADJ CONF.
Average RPI Loss:	190	RECORD	PCT. RANK	GAMES	SCHEDULE	OF SCHEDULE	RPI	RPI	RPI	RPI
DIV. I ONLY	5- 22	316	1- 9	252	316	325	325	29	29	
DIV. I NON-CONF.	2- 10	304	0- 0	238	295	314	314	28	28	
TOTALS	RPI 1-25	RPI 26-50	W-L RECORDS	RPI 51-100	RPI 101-150	RPI 150+				
5- 22	0- 1	0- 0	OVERALL	0- 4	0- 1	5- 16				
3- 10	0- 0	0- 0	HOME	0- 2	0- 0	3- 8				
2- 12	0- 1	0- 0	AWAY	0- 2	0- 1	2- 8				
0- 0	0- 0	0- 0	NEUTRAL	0- 0	0- 0	0- 0				
2- 10	0- 1	0- 0	NON-CONFERENCE	0- 2	0- 1	2- 6				
1- 5	0- 0	0- 0	HOME	0- 1	0- 0	1- 4				
1- 5	0- 1	0- 0	AWAY	0- 1	0- 1	1- 2				
0- 0	0- 0	0- 0	NEUTRAL	0- 0	0- 0	0- 0				
3- 12	0- 0	0- 0	CONFERENCE	0- 2	0- 0	3- 10				
2- 5	0- 0	0- 0	HOME	0- 1	0- 0	2- 4				
1- 7	0- 0	0- 0	AWAY	0- 1	0- 0	1- 6				
0- 0	0- 0	0- 0	NEUTRAL	0- 0	0- 0	0- 0				

RPI 1-25				RPI 26-50				RPI 51-100				RPI 101+				Team's RPI: 325	
RPI	S	Opponent	Score	RPI	S	Opponent	Score	RPI	S	Opponent	Score	RPI	S	Opponent	Score		
15	A	Florida St.	28 80					63	H	Purdue	47 70	112	A	Mercer	54 68		
								68	A	FGCU	50 75	152	A	Jacksonville	51 65		
								68	H	FGCU	38 65	152	H	Jacksonville	39 73		
								96	A	Nebraska	46 91	161	A	Alabama	47 69		
												194	A	Stetson	61 81		
												194	H	Stetson	56 67		
												210	A	USC Upstate	54 69		
												210	A	USC Upstate	50 76		
												210	H	USC Upstate	61 75		
												242	H	Bethune-Cookman	49 53		
												268	H	Campbell	55 66		
												269	H	UNCW	47 63		
												273	A	Georgia St.	63 76		
												286	A	Kennesaw St.	54 76		
												286	H	Kennesaw St.	55 70		
												293	H	Towson	74 72		
												302	A	UMKC	62 55		
												312	H	South Carolina St.	48 53		
												335	A	Lipscomb	71 78		
												335	H	Lipscomb	78 70		
												342	A	NJIT	68 51		
												342	H	NJIT	72 49		
LAST 12 Division I GAMES:																	
210	A	USC Upstate	50 76	194	H	Stetson	56 67										
152	A	Jacksonville	51 65	68	A	FGCU	50 75										
342	H	NJIT	72 49	194	A	Stetson	61 81										
210	H	USC Upstate	61 75	68	H	FGCU	38 65										
286	A	Kennesaw St.	54 76	210	A	USC Upstate	54 69										
335	A	Lipscomb	71 78	342	A	NJIT	68 51										

Non-Div I Games: Warner 60 51 Webber Int'l 60 72 Trinity Baptist 97 30

North Florida

Loss, Non-Conf, S Site, H Home A Away N Neutral

North Texas

Through Games Of March 5, 2016

Average RPI Win:	197	WON-LOST	WINNING	LAST 10	STRENGTH OF	OPP. STRENGTH	TEAM	ADJ.	CONF.	ADJ CONF.
Average RPI Loss:	140	RECORD	PCT. RANK	GAMES	SCHEDULE	OF SCHEDULE	RPI	RPI	RPI	RPI
DIV. I ONLY	10- 18	250	2- 8	190	112	239	239	13	13	
DIV. I NON-CONF.	5- 5	160	0- 0	230	142	186	186	11	11	
TOTALS	RPI 1-25	RPI 26-50	W-L RECORDS	RPI 51-100	RPI 101-150	RPI 150+				
10- 18	0- 0	1- 2	OVERALL	0- 4	2- 2	7- 10				
5- 9	0- 0	0- 1	HOME	0- 3	1- 1	4- 4				
5- 9	0- 0	1- 1	AWAY	0- 1	1- 1	3- 6				
0- 0	0- 0	0- 0	NEUTRAL	0- 0	0- 0	0- 0				
5- 5	0- 0	1- 0	NON-CONFERENCE	0- 1	1- 2	3- 2				
2- 3	0- 0	0- 0	HOME	0- 1	1- 1	1- 1				
3- 2	0- 0	1- 0	AWAY	0- 0	0- 1	2- 1				
0- 0	0- 0	0- 0	NEUTRAL	0- 0	0- 0	0- 0				
5- 13	0- 0	0- 2	CONFERENCE	0- 3	1- 0	4- 8				
3- 6	0- 0	0- 1	HOME	0- 2	0- 0	3- 3				
2- 7	0- 0	0- 1	AWAY	0- 1	1- 0	1- 5				
0- 0	0- 0	0- 0	NEUTRAL	0- 0	0- 0	0- 0				

RPI 1-25				RPI 26-50				RPI 51-100				RPI 101+				Team's RPI: 239	
RPI	S	Opponent	Score	RPI	S	Opponent	Score	RPI	S	Opponent	Score	RPI	S	Opponent	Score		
				29	A	Oklahoma	61 57	67	H	Middle Tenn.	52 76	115	H	IUPUI	68 67		
				30	H	UTEP	67 75	77	A	Charlotte	69 72	116	A	Iona	51 62		
				38	A	Western Ky.	53 65	77	H	Charlotte	70 82	123	H	Arizona	44 51		
								90	H	San Francisco	61 69	133	A	Marshall	71 63		
												154	A	Old Dominion	55 62		
												154	H	Old Dominion	48 65		
												164	A	Fla. Atlantic	61 71		
												165	H	UAB	53 51		
												171	A	Southern Miss.	38 57		
												171	H	Southern Miss.	57 55		
												182	H	Weber St.	38 45		
												183	A	Louisiana Tech	71 77		
												183	H	Louisiana Tech	67 78		
												192	H	SMU	60 57		
												234	A	Rice	97 100		
												234	H	Rice	73 79		
												241	A	Texas St.	62 64		
												246	H	UTSA	68 58		
												281	A	La Salle	69 63		
												310	A	FIU	58 40		
												329	A	Incarinate Word	62 55		
LAST 12 Division I GAMES:																	
				77	A	Charlotte	69 72	77	H	Charlotte	70 82						
				154	A	Old Dominion	55 62	154	H	Old Dominion	48 65						
				171	H	Southern Miss.	57 55	183	A	Louisiana Tech	71 77						
				183	H	Louisiana Tech	67 78	171	A	Southern Miss.	38 57						
				164	A	Fla. Atlantic	61 71	234	H	Rice	73 79						
				310	A	FIU	58 40	165	H	UAB	53 51						

Non-Div I Games:

North Texas

■ Loss,
 ■ Non-Conf,
 ■ S Site,
 ■ Home
 ■ A Away
 N Neutral

Northwestern				Through Games Of March 9, 1910						
Average RPI Win:	212	WON-LOST	WINNING	LAST 10	STRENGTH OF	OPP. STRENGTH	TEAM	ADJ.	CONF.	ADJ CONF.
Average RPI Loss:	108	RECORD	PCT. RANK	GAMES	SCHEDULE	OF SCHEDULE	RPI	RPI	RPI	RPI
DIV. I ONLY	14- 15	175	7- 3	117	143	160	160	12	12	
DIV. I NON-CONF.	5- 6	180	0- 0	113	195	176	176	10	10	
TOTALS	RPI 1-25	RPI 26-50	W-L RECORDS	RPI 51-100	RPI 101-150	RPI 150+				
14- 15	0- 1	0- 3	OVERALL	3- 5	0- 2	11- 4				
6- 9	0- 1	0- 1	HOME	1- 4	0- 1	5- 2				
8- 4	0- 0	0- 1	AWAY	2- 1	0- 0	6- 2				
0- 2	0- 0	0- 1	NEUTRAL	0- 0	0- 1	0- 0				
5- 6	0- 1	0- 1	NON-CONFERENCE	1- 1	0- 2	4- 1				
2- 4	0- 1	0- 0	HOME	1- 1	0- 1	1- 1				
3- 0	0- 0	0- 0	AWAY	0- 0	0- 0	3- 0				
0- 2	0- 0	0- 1	NEUTRAL	0- 0	0- 1	0- 0				
9- 9	0- 0	0- 2	CONFERENCE	2- 4	0- 0	7- 3				
4- 5	0- 0	0- 1	HOME	0- 3	0- 0	4- 1				
5- 4	0- 0	0- 1	AWAY	2- 1	0- 0	3- 2				
0- 0	0- 0	0- 0	NEUTRAL	0- 0	0- 0	0- 0				

RPI 1-25				RPI 26-50				RPI 51-100				RPI 101+				Team's RPI: 160	
RPI	S	Opponent	Score	RPI	S	Opponent	Score	RPI	S	Opponent	Score	RPI	S	Opponent	Score		
17	H	Michigan St.	51 77	36	A	James Madison	62 85	65	A	Hofstra	50 75	117	H	Boston College	45 71		
				36	H	James Madison	52 61	65	H	Hofstra	64 71	118	N	Fresno St.	55 69		
				43	N	Missouri	56 69	69	H	Maine	56 44	163	A	Delaware	52 59		
								79	A	Drexel	73 65	163	H	Delaware	57 54		
								79	H	Drexel	49 53	203	A	William & Mary	62 69		
								82	H	Quinnipiac	60 71	203	H	William & Mary	69 68		
								88	A	Elon	67 61	222	H	Canisius	57 68		
								88	H	Elon	54 56	223	A	Col. of Charleston	52 49		
												223	H	Col. of Charleston	78 66		
												231	A	Siena	70 67		
												233	A	New Hampshire	66 54		
												269	A	UNCW	72 66		
												269	H	UNCW	69 52		
												274	H	UMES	60 49		
												293	A	Towson	81 63		
												293	H	Towson	71 72		
												344	A	Boston U.	77 44		
LAST 12 Division I GAMES:																	
				65	H	Hofstra	64 71	269	A	UNCW	72 66						
				293	A	Towson	81 63	36	H	James Madison	52 61						
				223	H	Col. of Charleston	78 66	223	A	Col. of Charleston	52 49						
				269	H	UNCW	69 52	203	A	William & Mary	62 69						
				163	H	Delaware	57 54	88	H	Elon	54 56						
				88	A	Elon	67 61	79	H	Drexel	49 53						

Non-Div I Games:

Northeastern

■ Loss, ■ Non-Conf, S Site, H Home A Away N Neutral

Northern Ariz.

Through Games Of March 5, 2016

Average RPI Win:	290	WON-LOST	WINNING	LAST 10	STRENGTH OF	OPP. STRENGTH	TEAM	ADJ.	CONF.	ADJ CONF.
Average RPI Loss:	162	RECORD	PCT. RANK	GAMES	SCHEDULE	OF SCHEDULE	RPI	RPI	RPI	RPI
DIV. I ONLY	4- 23	326	1- 9	140	279	311	311	19	19	
DIV. I NON-CONF.	2- 7	280	0- 0	126	203	238	238	23	23	
TOTALS	RPI 1-25	RPI 26-50	W-L RECORDS	RPI 51-100	RPI 101-150	RPI 150+				
4- 23	0- 0	0- 1	OVERALL	0- 2	0- 6	4- 14				
3- 8	0- 0	0- 0	HOME	0- 0	0- 2	3- 6				
1- 14	0- 0	0- 1	AWAY	0- 2	0- 3	1- 8				
0- 1	0- 0	0- 0	NEUTRAL	0- 0	0- 1	0- 0				
2- 7	0- 0	0- 1	NON-CONFERENCE	0- 1	0- 4	2- 1				
1- 1	0- 0	0- 0	HOME	0- 0	0- 1	1- 0				
1- 5	0- 0	0- 1	AWAY	0- 1	0- 2	1- 1				
0- 1	0- 0	0- 0	NEUTRAL	0- 0	0- 1	0- 0				
2- 16	0- 0	0- 0	CONFERENCE	0- 1	0- 2	2- 13				
2- 7	0- 0	0- 0	HOME	0- 0	0- 1	2- 6				
0- 9	0- 0	0- 0	AWAY	0- 1	0- 1	0- 7				
0- 0	0- 0	0- 0	NEUTRAL	0- 0	0- 0	0- 0				

RPI S	Opponent	Score	RPI S	Opponent	Score	RPI S	Opponent	Score	RPI S	Opponent	Score	Team's RPI: 311
30	A UTEP	66 77	96	A Nebraska	67 90	107	A New Mexico St.	53 87				
			97	A North Dakota	56 63	121	H Hawaii	52 61				
						125	A Iowa St.	63 79				
						129	N Long Beach St.	48 69				
						136	A Idaho	59 76				
						136	H Idaho	51 72				
						151	A Montana St.	77 86				
						151	H Montana St.	72 83				
						162	A Montana	58 81				
						162	H Montana	57 61				
						168	H Sacramento St.	79 111				
						175	A Northern Colo.	55 79				
						180	A Eastern Wash.	65 72				
						180	H Eastern Wash.	71 81				
						182	A Weber St.	88 95				
						182	H Weber St.	56 76				
						199	A Colorado	66 90				
						201	A Idaho St.	61 71				
						201	H Idaho St.	63 62				
						288	H Lamar	75 63				
						323	H Portland St.	80 88				
						334	A Southern Utah	68 73				
						334	H Southern Utah	57 48				
						336	A UC Irvine	71 55				
LAST 12 Division I GAMES:												
168	H	Sacramento St.	79	111	151	H	Montana St.	72	83			
323	H	Portland St.	80	88	136	A	Idaho	59	76			
334	A	Southern Utah	68	73	180	A	Eastern Wash.	65	72			
182	A	Weber St.	88	95	201	H	Idaho St.	63	62			
201	A	Idaho St.	61	71	182	H	Weber St.	56	76			
162	H	Montana	57	61	175	A	Northern Colo.	55	79			

Non-Div I Games: N.M. Highlands 91 43 Dixie St. 68 66

Northern Ariz.

Loss, Non-Conf, S Site, H Home A Away N Neutral

Northern Colo.

Through Games Of March 5, 2016

Average RPI Win:	227	WON-LOST	WINNING	LAST 10	STRENGTH OF	OPP. STRENGTH	TEAM	ADJ.	CONF.	ADJ CONF.
Average RPI Loss:	140	RECORD	PCT. RANK	GAMES	SCHEDULE	OF SCHEDULE	RPI	RPI	RPI	RPI
DIV. I ONLY	12- 15	209	4- 6	111	249	175	175	19	19	
DIV. I NON-CONF.	4- 5	193	0- 0	150	122	160	160	23	23	
TOTALS	RPI 1-25	RPI 26-50	W-L RECORDS	RPI 51-100	RPI 101-150	RPI 150+				
12- 15	0- 0	0- 2	OVERALL	0- 3	2- 1	10- 9				
7- 5	0- 0	0- 2	HOME	0- 1	1- 0	6- 2				
3- 10	0- 0	0- 0	AWAY	0- 2	0- 1	3- 7				
2- 0	0- 0	0- 0	NEUTRAL	0- 0	1- 0	1- 0				
4- 5	0- 0	0- 2	NON-CONFERENCE	0- 1	1- 0	3- 2				
1- 2	0- 0	0- 2	HOME	0- 0	0- 0	1- 0				
1- 3	0- 0	0- 0	AWAY	0- 1	0- 0	1- 2				
2- 0	0- 0	0- 0	NEUTRAL	0- 0	1- 0	1- 0				
8- 10	0- 0	0- 0	CONFERENCE	0- 2	1- 1	7- 7				
6- 3	0- 0	0- 0	HOME	0- 1	1- 0	5- 2				
2- 7	0- 0	0- 0	AWAY	0- 1	0- 1	2- 5				
0- 0	0- 0	0- 0	NEUTRAL	0- 0	0- 0	0- 0				

RPI 1-25			RPI 26-50			RPI 51-100			RPI 101+			Team's RPI: 175		
RPI	S	Opponent	Score	RPI	S	Opponent	Score	RPI	S	Opponent	Score			
				46	H	Colorado St.	46 62	60	A	South Dakota St.	62 66	122	N Akron	78 65
				48	H	St. Mary's (CA)	52 65	97	A	North Dakota	51 54	136	A Idaho	56 66
								97	H	North Dakota	58 59	136	H Idaho	70 68
												151	A Montana St.	58 66
												151	H Montana St.	80 73
												162	A Montana	46 58
												162	H Montana	66 72
												168	A Sacramento St.	72 83
												180	A Eastern Wash.	55 59
												180	H Eastern Wash.	57 66
												182	A Weber St.	79 82
												182	H Weber St.	65 63
												199	A Colorado	41 63
												201	A Idaho St.	61 59
												201	H Idaho St.	48 47
												225	H Utah St.	74 60
												229	A Grand Canyon	59 69
												240	N Valparaiso	77 63
												301	A Denver	60 51
												311	H Northern Ariz.	79 55
												323	A Portland St.	70 59
												334	H Southern Utah	64 44
LAST 12 Division I GAMES:														
				162	H	Montana	66 72	136	H	Idaho	70 68			
				151	H	Montana St.	80 73	201	A	Idaho St.	61 59			
				323	A	Portland St.	70 59	182	A	Weber St.	79 82			
				168	A	Sacramento St.	72 83	97	A	North Dakota	51 54			
				97	H	North Dakota	58 59	311	H	Northern Ariz.	79 55			
				180	H	Eastern Wash.	57 66	334	H	Southern Utah	64 44			

Non-Div I Games: Western St. 101 48

Northern Colo.

■ Loss,
 ■ Non-Conf, S Site,
 ■ Home
 ■ Away
 N Neutral

Average RPI Win:	241	WON-LOST	WINNING	LAST 10	STRENGTH OF	OPP. STRENGTH	TEAM	ADJ.	CONF.	ADJ CONF.
Average RPI Loss:	134	RECORD	PCT. RANK	GAMES	SCHEDULE	OF SCHEDULE	RPI	RPI	RPI	RPI
DIV. I ONLY	10- 18	250	3- 7	234	149	259	259	11	11	
DIV. I NON-CONF.	6- 4	125	1- 0	348	280	252	252	13	13	
TOTALS	RPI 1-25	RPI 26-50	W-L RECORDS	RPI 51-100	RPI 101-150	RPI 150+				
10- 18	0- 0	0- 2	OVERALL	1- 6	3- 5	6- 5				
5- 7	0- 0	0- 1	HOME	1- 3	1- 2	3- 1				
3- 10	0- 0	0- 1	AWAY	0- 3	2- 3	1- 3				
2- 1	0- 0	0- 0	NEUTRAL	0- 0	0- 0	2- 1				
6- 4	0- 0	0- 0	NON-CONFERENCE	1- 0	0- 2	5- 2				
3- 0	0- 0	0- 0	HOME	1- 0	0- 0	2- 0				
1- 3	0- 0	0- 0	AWAY	0- 0	0- 2	1- 1				
2- 1	0- 0	0- 0	NEUTRAL	0- 0	0- 0	2- 1				
4- 14	0- 0	0- 2	CONFERENCE	0- 6	3- 3	1- 3				
2- 7	0- 0	0- 1	HOME	0- 3	1- 2	1- 1				
2- 7	0- 0	0- 1	AWAY	0- 3	2- 1	0- 2				
0- 0	0- 0	0- 0	NEUTRAL	0- 0	0- 0	0- 0				

RPI 1-25			RPI 26-50			RPI 51-100			RPI 101+			Team's RPI: 259
RPI	S	Opponent	Score	RPI	S	Opponent	Score	RPI	S	Opponent	Score	
				42	A	Ohio	70 95	57	A	Ball St.	68 76	105 A Toledo 59 66
				42	H	Ohio	47 72	57	H	Ball St.	57 73	105 H Toledo 83 89
								70	A	Central Mich.	63 95	122 A Akron 65 58
								70	H	Central Mich.	67 73	131 H Buffalo 76 74
								85	A	Eastern Mich.	60 84	140 A Western Mich. 80 70
								85	H	Eastern Mich.	80 87	140 H Western Mich. 60 64
								100	H	Drake	87 73	145 A SIUE 67 93
												146 A Milwaukee 58 73
												195 A Wisconsin 62 89
												217 N Kansas 58 66
												257 H Bowling Green 43 58
												282 A Miami (OH) 60 66
												282 H Miami (OH) 92 73
												303 H Bradley 68 64
												314 N Illinois St. 68 59
												319 A Kent St. 85 95
												339 H Eastern Ill. 79 63
												340 N Cal St. Fullerton 72 49
												343 A Chicago St. 68 50
LAST 12 Division I GAMES:												
				340	N	Cal St. Fullerton	72 49	57	H	Ball St.	57 73	
				140	H	Western Mich.	60 64	70	H	Central Mich.	67 73	
				57	A	Ball St.	68 76	282	H	Miami (OH)	92 73	
				105	H	Toledo	83 89	42	A	Ohio	70 95	
				140	A	Western Mich.	80 70	131	H	Buffalo	76 74	
				85	A	Eastern Mich.	60 84	319	A	Kent St.	85 95	

Non-Div I Games: Wis. Lutheran 69 42

Northern Ill.

■ Loss,
 ■ Non-Conf, S Site,
 ■ Home
 ■ Away
 N Neutral

Average RPI Win:	213	WON-LOST	WINNING	LAST 10	STRENGTH OF	OPP. STRENGTH	TEAM	ADJ.	CONF.	ADJ CONF.
Average RPI Loss:	130	RECORD	PCT. RANK	GAMES	SCHEDULE	OF SCHEDULE	RPI	RPI	RPI	RPI
DIV. I ONLY	15- 12	146	6- 4	156	150	149	149	14	14	
DIV. I NON-CONF.	6- 3	99	0- 0	269	135	164	164	16	16	
TOTALS	RPI 1-25	RPI 26-50	W-L RECORDS	RPI 51-100	RPI 101-150	RPI 150+				
15- 12	0- 3	0- 0	OVERALL	1- 0	3- 6	11- 3				
8- 7	0- 2	0- 0	HOME	1- 0	2- 3	5- 2				
7- 5	0- 1	0- 0	AWAY	0- 0	1- 3	6- 1				
0- 0	0- 0	0- 0	NEUTRAL	0- 0	0- 0	0- 0				
6- 3	0- 1	0- 0	NON-CONFERENCE	1- 0	0- 1	5- 1				
4- 2	0- 1	0- 0	HOME	1- 0	0- 1	3- 0				
2- 1	0- 0	0- 0	AWAY	0- 0	0- 0	2- 1				
0- 0	0- 0	0- 0	NEUTRAL	0- 0	0- 0	0- 0				
9- 9	0- 2	0- 0	CONFERENCE	0- 0	3- 5	6- 2				
4- 5	0- 1	0- 0	HOME	0- 0	2- 2	2- 2				
5- 4	0- 1	0- 0	AWAY	0- 0	1- 3	4- 0				
0- 0	0- 0	0- 0	NEUTRAL	0- 0	0- 0	0- 0				

RPI 1-25				RPI 26-50				RPI 51-100				RPI 101+ Team's RPI: 149			
RPI	S	Opponent	Score	RPI	S	Opponent	Score	RPI	S	Opponent	Score	RPI	S	Opponent	Score
12	H	Kentucky	65 84					92	H	Marquette	83 78	106	A	Wright St.	61 66
23	A	Green Bay	40 52									106	H	Wright St.	65 76
23	H	Green Bay	73 81									122	H	Akron	75 77
												126	A	Youngstown St.	88 77
												126	H	Youngstown St.	70 59
												142	A	Detroit	65 66
												142	H	Detroit	81 60
												146	A	Milwaukee	71 78
												146	H	Milwaukee	60 86
												202	A	Oakland	75 71
												202	H	Oakland	80 64
												209	A	Robert Morris	72 70
												224	H	Indiana St.	73 67
												237	A	Cincinnati	68 71
												240	A	Valparaiso	68 50
												240	H	Valparaiso	60 61
												249	A	Ill.-Chicago	72 61
												249	H	Ill.-Chicago	55 53
												261	A	Cleveland St.	83 51
												261	H	Cleveland St.	62 64
												280	H	Tennessee Tech	88 62
												282	A	Miami (OH)	71 57
												315	H	IPFW	77 64
LAST 12 Division I GAMES:															
261	H	Cleveland St.	62 64	106	H	Wright St.	65 76								
126	H	Youngstown St.	70 59	240	A	Valparaiso	68 50								
23	A	Green Bay	40 52	249	A	Ill.-Chicago	72 61								
146	A	Milwaukee	71 78	126	A	Youngstown St.	88 77								
202	H	Oakland	80 64	261	A	Cleveland St.	83 51								
142	H	Detroit	81 60	146	H	Milwaukee	60 86								

Non-Div I Games: West Virginia St. 92 47 Ind.-Kokomo 104 33

Northern Ky.

Loss, Non-Conf, S Site, H Home A Away N Neutral

Northwestern

Through Games Of March 5, 2016

Average RPI Win:	166	WON-LOST	WINNING	LAST 10	STRENGTH OF	OPP. STRENGTH	TEAM	ADJ.	CONF.	ADJ CONF.
Average RPI Loss:	55	RECORD	PCT. RANK	GAMES	SCHEDULE	OF SCHEDULE	RPI	RPI	RPI	RPI
DIV. I ONLY	18- 16	157	4- 6	62	61	101	101	5	5	
DIV. I NON-CONF.	11- 1	16	0- 0	212	237	63	63	4	4	
TOTALS	RPI 1-25	RPI 26-50	W-L RECORDS	RPI 51-100	RPI 101-150	RPI 150+				
18- 16	1- 6	1- 1	OVERALL	2- 7	4- 2	10- 0				
8- 8	1- 2	0- 1	HOME	1- 4	2- 1	4- 0				
4- 7	0- 0	0- 0	AWAY	0- 0	0- 1	4- 0				
6- 1	0- 1	1- 0	NEUTRAL	1- 0	2- 0	2- 0				
11- 1	0- 1	0- 0	NON-CONFERENCE	0- 0	4- 0	7- 0				
6- 1	0- 1	0- 0	HOME	0- 0	2- 0	4- 0				
2- 0	0- 0	0- 0	AWAY	0- 0	0- 0	2- 0				
3- 0	0- 0	0- 0	NEUTRAL	0- 0	2- 0	1- 0				
7- 15	1- 5	1- 1	CONFERENCE	2- 7	0- 2	3- 0				
2- 7	1- 1	0- 1	HOME	1- 4	0- 1	0- 0				
2- 7	0- 3	0- 0	AWAY	0- 3	0- 1	2- 0				
3- 1	0- 1	1- 0	NEUTRAL	1- 0	0- 0	1- 0				

RPI S Opponent	Score	RPI S Opponent	Score	RPI S Opponent	Score	RPI S Opponent	Score	Team's RPI: 101
6 A Ohio St.	73 76	45 H Indiana	84 91	52 A Rutgers	59 61	128 N Creighton	75 52	
6 H Ohio St.	86 82	45 N Indiana	79 73	58 H Iowa	64 79	130 A Penn St.	72 79	
10 A Maryland	62 80			63 H Purdue	71 85	130 H Penn St.	54 73	
10 H Maryland	70 79			75 H Michigan	65 70	140 H Western Mich.	86 62	
10 N Maryland	62 83			80 A Minnesota	92 95	146 H Milwaukee	69 44	
17 A Michigan St.	51 74			80 H Minnesota	106 112	148 N East Carolina	78 75	
19 H DePaul	64 77			80 N Minnesota	84 74	153 A North Carolina	85 72	
				96 A Nebraska	67 76	174 A Loyola Chicago	81 72	
				96 H Nebraska	85 62	179 A Illinois	69 59	
						180 N Eastern Wash.	74 70	
						195 A Wisconsin	71 53	
						195 N Wisconsin	76 72	
						201 H Idaho St.	72 36	
						295 H Alcorn	91 47	
						302 H UMKC	80 38	
						332 H Howard	89 49	
LAST 12 Division I GAMES:								
10 N Maryland	62 83	195 A Wisconsin	71 53					
45 N Indiana	79 73	130 H Penn St.	54 73					
80 N Minnesota	84 74	10 H Maryland	70 79					
195 N Wisconsin	76 72	52 A Rutgers	59 61					
96 A Nebraska	67 76	80 H Minnesota	106 112					
75 H Michigan	65 70	179 A Illinois	69 59					

Non-Div I Games:

Northwestern

■ Loss,
■ Non-Conf, S Site,
■ Home
■ Away
N Neutral

Average RPI Win:	263	WON-LOST	WINNING	LAST 10	STRENGTH OF	OPP. STRENGTH	TEAM	ADJ.	CONF.	ADJ CONF.
Average RPI Loss:	126	RECORD	PCT. RANK	GAMES	SCHEDULE	OF SCHEDULE	RPI	RPI	RPI	RPI
DIV. I ONLY	15- 10	114	8- 2	126	313	114	114	25	25	
DIV. I NON-CONF.	2- 5	253	0- 0	4	290	124	124	26	26	
TOTALS	RPI 1-25	RPI 26-50	W-L RECORDS	RPI 51-100	RPI 101-150	RPI 150+				
15- 10	0- 2	0- 0	OVERALL	1- 2	1- 3	13- 3				
10- 1	0- 0	0- 0	HOME	0- 1	1- 0	9- 0				
5- 8	0- 1	0- 0	AWAY	1- 0	0- 0	4- 0				
0- 1	0- 0	0- 0	NEUTRAL	0- 0	0- 1	0- 0				
2- 5	0- 2	0- 0	NON-CONFERENCE	0- 0	0- 2	2- 1				
2- 0	0- 0	0- 0	HOME	0- 0	0- 0	2- 0				
0- 4	0- 2	0- 0	AWAY	0- 0	0- 1	0- 1				
0- 1	0- 0	0- 0	NEUTRAL	0- 0	0- 1	0- 0				
13- 5	0- 0	0- 0	CONFERENCE	1- 2	1- 1	11- 2				
8- 1	0- 0	0- 0	HOME	0- 1	1- 0	7- 0				
5- 4	0- 0	0- 0	AWAY	1- 1	0- 1	4- 2				
0- 0	0- 0	0- 0	NEUTRAL	0- 0	0- 0	0- 0				

RPI 1-25				RPI 26-50				RPI 51-100				RPI 101+ Team's RPI: 114			
RPI	S	Opponent	Score	RPI	S	Opponent	Score	RPI	S	Opponent	Score	RPI	S	Opponent	Score
2	A	Baylor	44 86					76	A	Abilene Christian	46 67	107	A	New Mexico St.	54 65
7	A	Texas	33 86					99	A	Central Ark.	60 56	129	N	Long Beach St.	59 60
								99	H	Central Ark.	49 74	144	A	McNeese St.	74 78
												144	H	McNeese St.	85 64
												186	H	Grambling	71 62
												192	A	SMU	36 74
												197	A	SFA	52 68
												197	H	SFA	72 51
												236	H	Sam Houston St.	69 49
												250	H	Houston Baptist	55 44
												288	A	Lamar	73 51
												304	A	Nicholls St.	61 70
												304	H	Nicholls St.	66 62
												308	H	Jackson St.	59 54
												313	H	A&M-Corpus Christi	60 43
												317	A	Southeastern La.	73 58
												317	H	Southeastern La.	82 62
												329	A	Incarinate Word	53 48
												331	A	New Orleans	58 46
												331	H	New Orleans	70 53
LAST 12 Division I GAMES:															
331	A	New Orleans	58 46	99	A	Central Ark.	60 56								
197	H	SFA	72 51	197	A	SFA	52 68								
317	A	Southeastern La.	73 58	317	H	Southeastern La.	82 62								
331	H	New Orleans	70 53	99	H	Central Ark.	49 74								
304	H	Nicholls St.	66 62	144	A	McNeese St.	74 78								
144	H	McNeese St.	85 64	304	A	Nicholls St.	61 70								

Non-Div I Games: LeTourneau 73 44 Xavier (LA) 73 57 LSU-Alexandria 94 65 Central Baptist 86 56 Northwestern St.

Average RPI Win:	87	WON-LOST	WINNING	LAST 10	STRENGTH OF	OPP. STRENGTH	TEAM	ADJ.	CONF.	ADJ CONF.
Average RPI Loss:	4	RECORD	PCT. RANK	GAMES	SCHEDULE	OF SCHEDULE	RPI	RPI	RPI	RPI
DIV. I ONLY	30- 1	3	10- 0	4	7	1	1	4	4	
DIV. I NON-CONF.	12- 1	9	1- 0	6	2	2	2	5	5	
TOTALS	RPI 1-25	RPI 26-50	W-L RECORDS	RPI 51-100	RPI 101-150	RPI 150+				
30- 1	8- 1	5- 0	OVERALL	4- 0	9- 0	4- 0				
14- 0	5- 0	2- 0	HOME	2- 0	3- 0	2- 0				
12- 1	2- 1	1- 0	AWAY	2- 0	6- 0	1- 0				
4- 0	1- 0	2- 0	NEUTRAL	0- 0	0- 0	1- 0				
12- 1	5- 1	0- 0	NON-CONFERENCE	2- 0	3- 0	2- 0				
6- 0	4- 0	0- 0	HOME	1- 0	1- 0	0- 0				
4- 1	0- 1	0- 0	AWAY	1- 0	2- 0	1- 0				
2- 0	1- 0	0- 0	NEUTRAL	0- 0	0- 0	1- 0				
18- 0	3- 0	5- 0	CONFERENCE	2- 0	6- 0	2- 0				
8- 0	1- 0	2- 0	HOME	1- 0	2- 0	2- 0				
8- 0	2- 0	1- 0	AWAY	1- 0	4- 0	0- 0				
2- 0	0- 0	2- 0	NEUTRAL	0- 0	0- 0	0- 0				

RPI 1-25				Team's RPI: 1				RPI 26-50				RPI 51-100				RPI 101+			
RPI	S	Opponent	Score	RPI	S	Opponent	Score	RPI	S	Opponent	Score	RPI	S	Opponent	Score	RPI	S	Opponent	Score
4	A	UConn	81 91	27	H	Miami (FL)	90 69	60	A	South Dakota St.	75 64	102	A	TCU	88 72				
5	H	Oregon St.	62 61	27	N	Miami (FL)	78 67	72	A	Georgia Tech	54 42	105	H	Toledo	74 39				
6	H	Ohio St.	75 72	49	H	North Carolina St.	82 46	72	H	Georgia Tech	85 76	109	A	Virginia	74 46				
8	N	UCLA	92 84	50	A	Duke	68 61	89	H	Bucknell	85 54	113	A	Saint Joseph's	91 55				
13	H	Syracuse	90 62	50	N	Duke	83 54					117	A	Boston College	63 50				
14	A	Louisville	66 61									117	H	Boston College	70 58				
15	A	Florida St.	73 66									120	H	Virginia Tech	80 41				
19	H	DePaul	95 90									124	A	Pittsburgh	65 55				
25	H	Tennessee	79 66									138	A	Wake Forest	86 52				
												153	H	North Carolina	88 54				
												240	A	Valparaiso	110 54				
												258	H	Clemson	71 52				
												301	N	Denver	94 52				
LAST 12 Division I GAMES:																			
				27	N	Miami (FL)	78 67	138	A	Wake Forest	86 52								
				50	N	Duke	83 54	27	H	Miami (FL)	90 69								
				8	N	UCLA	92 84	14	A	Louisville	66 61								
				117	H	Boston College	70 58	49	H	North Carolina St.	82 46								
				258	H	Clemson	71 52	50	A	Duke	68 61								
				15	A	Florida St.	73 66	72	A	Georgia Tech	54 42								

Non-Div I Games:

Notre Dame

Average RPI Win: 229	WON-LOST	WINNING	LAST 10	STRENGTH OF	OPP. STRENGTH	TEAM	ADJ.	CONF.	ADJ CONF.
Average RPI Loss: 148	RECORD	PCT. RANK	GAMES	SCHEDULE	OF SCHEDULE	RPI	RPI	RPI	RPI
DIV. I ONLY	13- 14	183	3- 7	233	169	202	202	14	14
DIV. I NON-CONF.	6- 3	99	0- 0	340	272	221	221	16	16
TOTALS	RPI 1-25	RPI 26-50	W-L RECORDS	RPI 51-100	RPI 101-150	RPI 150+			
13- 14	2- 1	0- 0	OVERALL	0- 1	1- 9	10- 3			
6- 7	1- 1	0- 0	HOME	0- 1	0- 5	5- 0			
7- 7	1- 0	0- 0	AWAY	0- 0	1- 4	5- 3			
0- 0	0- 0	0- 0	NEUTRAL	0- 0	0- 0	0- 0			
6- 3	0- 1	0- 0	NON-CONFERENCE	0- 1	0- 0	6- 1			
2- 2	0- 1	0- 0	HOME	0- 1	0- 0	2- 0			
4- 1	0- 0	0- 0	AWAY	0- 0	0- 0	4- 1			
0- 0	0- 0	0- 0	NEUTRAL	0- 0	0- 0	0- 0			
7- 11	2- 0	0- 0	CONFERENCE	0- 0	1- 9	4- 2			
4- 5	1- 0	0- 0	HOME	0- 0	0- 5	3- 0			
3- 6	1- 0	0- 0	AWAY	0- 0	1- 4	1- 2			
0- 0	0- 0	0- 0	NEUTRAL	0- 0	0- 0	0- 0			

RPI 1-25				RPI 26-50				RPI 51-100				RPI 101+ Team's RPI: 202			
RPI	S	Opponent	Score	RPI	S	Opponent	Score	RPI	S	Opponent	Score	RPI	S	Opponent	Score
17	H	Michigan St.	62 82					70	H	Central Mich.	87 110	106	A	Wright St.	63 79
23	A	Green Bay	58 56									106	H	Wright St.	72 77
23	H	Green Bay	77 69									126	A	Youngstown St.	63 67
												126	H	Youngstown St.	77 96
												142	A	Detroit	79 73
												142	H	Detroit	77 82
												146	A	Milwaukee	64 77
												146	H	Milwaukee	95 98
												149	A	Northern Ky.	64 80
												149	H	Northern Ky.	71 75
												214	H	Dartmouth	78 60
												240	A	Valparaiso	66 81
												240	H	Valparaiso	87 77
												249	A	Ill.-Chicago	78 76
												249	H	Ill.-Chicago	78 73
												261	A	Cleveland St.	75 88
												261	H	Cleveland St.	79 69
												277	A	Vermont	74 68
												282	A	Miami (OH)	54 65
												289	A	Niagara	77 67
												315	H	IPFW	81 74
												343	A	Chicago St.	74 51
												347	A	Norfolk St.	83 73
LAST 12 Division I GAMES:															
23	H	Green Bay	77 69	240	H	Valparaiso	87 77								
146	H	Milwaukee	95 98	261	A	Cleveland St.	75 88								
142	H	Detroit	77 82	126	A	Youngstown St.	63 67								
149	A	Northern Ky.	64 80	146	A	Milwaukee	64 77								
106	A	Wright St.	63 79	23	A	Green Bay	58 56								
249	H	Ill.-Chicago	78 73	142	A	Detroit	79 73								

Non-Div I Games: Rochester College 83 49 Mich.-Dearborn 123 38

Oakland

Loss, Non-Conf, S Site, H Home A Away N Neutral

Average RPI Win:	187	WON-LOST	WINNING	LAST 10	STRENGTH OF	OPP. STRENGTH	TEAM	ADJ.	CONF.	ADJ CONF.
Average RPI Loss:	106	RECORD	PCT. RANK	GAMES	SCHEDULE	OF SCHEDULE	RPI	RPI	RPI	RPI
DIV. I ONLY	24- 5	21	8- 2	168	116	42	42	11	11	
DIV. I NON-CONF.	8- 3	77	0- 0	194	62	65	65	13	13	
TOTALS	RPI 1-25	RPI 26-50	W-L RECORDS	RPI 51-100	RPI 101-150	RPI 150+				
24- 5	0- 1	1- 0	OVERALL	6- 1	5- 2	12- 1				
11- 1	0- 0	0- 0	HOME	3- 0	2- 1	6- 0				
9- 4	0- 0	0- 0	AWAY	2- 1	2- 0	5- 0				
4- 0	0- 0	1- 0	NEUTRAL	1- 0	1- 0	1- 0				
8- 3	0- 1	1- 0	NON-CONFERENCE	2- 1	1- 0	4- 1				
3- 0	0- 0	0- 0	HOME	1- 0	0- 0	2- 0				
1- 3	0- 1	0- 0	AWAY	0- 1	0- 0	1- 1				
4- 0	0- 0	1- 0	NEUTRAL	1- 0	1- 0	1- 0				
16- 2	0- 0	0- 0	CONFERENCE	4- 0	4- 2	8- 0				
8- 1	0- 0	0- 0	HOME	2- 0	2- 1	4- 0				
8- 1	0- 0	0- 0	AWAY	2- 0	2- 1	4- 0				
0- 0	0- 0	0- 0	NEUTRAL	0- 0	0- 0	0- 0				

RPI S	Opponent	Score	RPI S	Opponent	Score	Team's RPI: 42	RPI S	Opponent	Score	RPI S	Opponent	Score	RPI S	Opponent	Score
18	A Duquesne	47 64	45	N Indiana	63 56		57	A Ball St.	68 67	105	A Toledo	77 57			
							57	H Ball St.	73 48	122	A Akron	101 73			
							67	H Middle Tenn.	72 49	122	H Akron	75 55			
							68	N FGCU	69 57	131	A Buffalo	43 51			
							70	H Central Mich.	86 84	131	H Buffalo	58 70			
							73	A Vanderbilt	59 62	140	H Western Mich.	73 63			
							85	A Eastern Mich.	71 64	148	N East Carolina	64 61			
										179	A Illinois	53 62			
										257	A Bowling Green	72 57			
										257	H Bowling Green	75 58			
										259	A Northern Ill.	72 47			
										259	H Northern Ill.	95 70			
										265	H Saint Francis (PA)	91 65			
										269	A UNCW	75 59			
										282	A Miami (OH)	77 58			
										282	H Miami (OH)	72 44			
										315	H IPFW	79 52			
										319	A Kent St.	93 54			
										319	H Kent St.	86 52			
										326	N Winthrop	75 54			
LAST 12 Division I GAMES:															
282	A	Miami (OH)	77	58	105	A	Toledo	77	57						
257	H	Bowling Green	75	58	259	H	Northern Ill.	95	70						
131	H	Buffalo	58	70	131	A	Buffalo	43	51						
319	H	Kent St.	86	52	57	A	Ball St.	68	67						
122	A	Akron	101	73	122	H	Akron	75	55						
282	H	Miami (OH)	72	44	259	A	Northern Ill.	72	47						

Non-Div I Games:

Ohio

■ Loss,
■ Non-Conf, S Site,
■ Home
■ Away
N Neutral

Average RPI Win:	103	WON-LOST	WINNING	LAST 10	STRENGTH OF	OPP. STRENGTH	TEAM	ADJ.	CONF.	ADJ CONF.
Average RPI Loss:	32	RECORD	PCT. RANK	GAMES	SCHEDULE	OF SCHEDULE	RPI	RPI	RPI	RPI
DIV. I ONLY	24- 7	35	7- 3	2	18	6	6	5	5	
DIV. I NON-CONF.	8- 3	77	0- 0	5	31	7	7	4	4	
TOTALS	RPI 1-25	RPI 26-50	W-L RECORDS	RPI 51-100	RPI 101-150	RPI 150+				
24- 7	4- 5	2- 0	OVERALL	8- 1	4- 1	6- 0				
14- 1	2- 1	2- 0	HOME	4- 0	2- 0	4- 0				
7- 5	1- 3	0- 0	AWAY	3- 1	1- 1	2- 0				
3- 1	1- 1	0- 0	NEUTRAL	1- 0	1- 0	0- 0				
8- 3	1- 3	1- 0	NON-CONFERENCE	1- 0	2- 0	3- 0				
5- 1	0- 1	1- 0	HOME	1- 0	1- 0	2- 0				
1- 2	0- 2	0- 0	AWAY	0- 0	0- 0	1- 0				
2- 0	1- 0	0- 0	NEUTRAL	0- 0	1- 0	0- 0				
16- 4	3- 2	1- 0	CONFERENCE	7- 1	2- 1	3- 0				
9- 0	2- 0	1- 0	HOME	3- 0	1- 0	2- 0				
6- 3	1- 1	0- 0	AWAY	3- 1	1- 1	1- 0				
1- 1	0- 1	0- 0	NEUTRAL	1- 0	0- 0	0- 0				

RPI	S	Opponent	Score	RPI	S	Opponent	Score	RPI	S	Opponent	Score	RPI	S	Opponent	Score
1	A	Notre Dame	72 75	32	H	Princeton	90 70	52	A	Rutgers	67 58	101	A	Northwestern	82 86
3	A	South Carolina	80 88	45	H	Indiana	97 70	52	H	Rutgers	90 78	101	H	Northwestern	76 73
4	H	UConn	56 100					52	N	Rutgers	73 58	109	H	Virginia	93 73
10	A	Maryland	80 71					58	A	Iowa	98 81	127	N	Liberty	75 65
10	H	Maryland	94 86					63	H	Purdue	90 70	130	A	Penn St.	77 63
17	A	Michigan St.	105 107					75	A	Michigan	97 93	179	A	Illinois	80 70
17	H	Michigan St.	85 80					78	H	Belmont	84 56	179	H	Illinois	117 74
17	N	Michigan St.	63 82					80	A	Minnesota	88 90	195	H	Wisconsin	87 61
20	N	Texas A&M	95 80					96	H	Nebraska	96 70	218	H	N.C. A&T	89 56
												237	A	Cincinnati	105 76
												345	H	Wagner	106 47
LAST 12 Division I GAMES:															
17	N	Michigan St.	63 82	130	A	Penn St.	77 63								
52	N	Rutgers	73 58	58	A	Iowa	98 81								
17	A	Michigan St.	105 107	10	H	Maryland	94 86								
80	A	Minnesota	88 90	195	H	Wisconsin	87 61								
179	H	Illinois	117 74	179	A	Illinois	80 70								
96	H	Nebraska	96 70	101	H	Northwestern	76 73								

Non-Div I Games:

Ohio St.

■ Loss,
 ■ Non-Conf, S Site,
 ■ Home
 ■ Away
 N Neutral

Average RPI Win:	128	WON-LOST	WINNING	LAST 10	STRENGTH OF	OPP. STRENGTH	TEAM	ADJ.	CONF.	ADJ CONF.
Average RPI Loss:	44	RECORD	PCT. RANK	GAMES	SCHEDULE	OF SCHEDULE	RPI	RPI	RPI	RPI
DIV. I ONLY	21- 9	64	6- 4	38	13	29	29	3	3	
DIV. I NON-CONF.	9- 2	37	0- 0	195	29	71	71	3	3	
TOTALS	RPI 1-25	RPI 26-50	W-L RECORDS	RPI 51-100	RPI 101-150	RPI 150+				
21- 9	3- 5	3- 3	OVERALL	1- 0	8- 0	6- 1				
11- 3	3- 1	1- 1	HOME	0- 0	4- 0	3- 1				
7- 5	0- 3	1- 2	AWAY	0- 0	3- 0	3- 0				
3- 1	0- 1	1- 0	NEUTRAL	1- 0	1- 0	0- 0				
9- 2	1- 1	1- 0	NON-CONFERENCE	1- 0	2- 0	4- 1				
4- 1	1- 0	0- 0	HOME	0- 0	1- 0	2- 1				
3- 0	0- 0	1- 0	AWAY	0- 0	0- 0	2- 0				
2- 1	0- 1	0- 0	NEUTRAL	1- 0	1- 0	0- 0				
12- 7	2- 4	2- 3	CONFERENCE	0- 0	6- 0	2- 0				
7- 2	2- 1	1- 1	HOME	0- 0	3- 0	1- 0				
4- 5	0- 3	0- 2	AWAY	0- 0	3- 0	1- 0				
1- 0	0- 0	1- 0	NEUTRAL	0- 0	0- 0	0- 0				

RPI 1-25				RPI 26-50				Team's RPI: 29	RPI 51-100				RPI 101+			
RPI	S	Opponent	Score	RPI	S	Opponent	Score		RPI	S	Opponent	Score	RPI	S	Opponent	Score
2	A	Baylor	68 78	28	A	Oklahoma St.	42 73		87	N	Utah	70 55	102	A	TCU	78 65
2	H	Baylor	70 78	28	H	Oklahoma St.	69 71						102	H	TCU	77 64
7	A	Texas	76 83	28	N	Oklahoma St.	61 43						103	H	Little Rock	65 52
7	H	Texas	74 56	31	A	Washington	71 68						117	N	Boston College	76 61
16	H	BYU	73 47	47	A	Kansas St.	71 87						125	A	Iowa St.	77 71
20	N	Texas A&M	68 74	47	H	Kansas St.	68 58						125	H	Iowa St.	85 54
21	A	West Virginia	55 63										135	A	Texas Tech	70 60
21	H	West Virginia	57 54										135	H	Texas Tech	92 53
													188	A	Tulsa	75 62
													217	A	Kansas	72 66
													217	H	Kansas	67 44
													239	H	North Texas	57 61
													246	H	UTSA	80 41
													303	A	Bradley	79 46
													326	H	Winthrop	78 48
LAST 12 Division I GAMES:																
				28	N	Oklahoma St.	61 43		7	H	Texas	74 56				
				135	A	Texas Tech	70 60		47	A	Kansas St.	71 87				
				125	H	Iowa St.	85 54		102	H	TCU	77 64				
				2	H	Baylor	70 78		28	H	Oklahoma St.	69 71				
				217	A	Kansas	72 66		125	A	Iowa St.	77 71				
				21	A	West Virginia	55 63		21	H	West Virginia	57 54				

Non-Div I Games:

Oklahoma

■ Loss,
 ■ Non-Conf, S Site,
 ■ Home
 ■ Away
 N Neutral

Average RPI Win:	141	WON-LOST	WINNING	LAST 10	STRENGTH OF	OPP. STRENGTH	TEAM	ADJ.	CONF.	ADJ CONF.
Average RPI Loss:	41	RECORD	PCT. RANK	GAMES	SCHEDULE	OF SCHEDULE	RPI	RPI	RPI	RPI
DIV. I ONLY	21- 9	64	5- 5	33	40	28	28	3	3	
DIV. I NON-CONF.	10- 1	19	0- 0	168	228	36	36	3	3	
TOTALS	RPI 1-25	RPI 26-50	W-L RECORDS	RPI 51-100	RPI 101-150	RPI 150+				
21- 9	2- 4	3- 3	OVERALL	2- 0	6- 2	8- 0				
16- 1	2- 1	2- 0	HOME	1- 0	5- 0	6- 0				
5- 7	0- 3	1- 2	AWAY	1- 0	1- 2	2- 0				
0- 1	0- 0	0- 1	NEUTRAL	0- 0	0- 0	0- 0				
10- 1	0- 0	0- 1	NON-CONFERENCE	2- 0	2- 0	6- 0				
8- 0	0- 0	0- 0	HOME	1- 0	2- 0	5- 0				
2- 1	0- 0	0- 1	AWAY	1- 0	0- 0	1- 0				
0- 0	0- 0	0- 0	NEUTRAL	0- 0	0- 0	0- 0				
11- 8	2- 4	3- 2	CONFERENCE	0- 0	4- 2	2- 0				
8- 1	2- 1	2- 0	HOME	0- 0	3- 0	1- 0				
3- 6	0- 3	1- 1	AWAY	0- 0	1- 2	1- 0				
0- 1	0- 0	0- 1	NEUTRAL	0- 0	0- 0	0- 0				

RPI	S	Opponent	Score	RPI	S	Opponent	Score	Team's RPI: 28	RPI	S	Opponent	Score	RPI	S	Opponent	Score
2	A	Baylor	41 66	26	A	South Fla.	46 68		93	A	Missouri St.	74 55	102	A	TCU	65 79
2	H	Baylor	52 45	29	A	Oklahoma	71 69		94	H	Washington St.	70 60	102	H	TCU	80 52
7	A	Texas	55 70	29	H	Oklahoma	73 42						125	A	Iowa St.	42 49
7	H	Texas	48 78	29	N	Oklahoma	43 61						125	H	Iowa St.	79 76
21	A	West Virginia	48 82	47	A	Kansas St.	44 47						135	A	Texas Tech	69 46
21	H	West Virginia	63 51	47	H	Kansas St.	59 51						135	H	Texas Tech	70 57
LAST 12 Division I GAMES:																
				29	N	Oklahoma	43 61		21	H	West Virginia	63 51				
				47	H	Kansas St.	59 51		7	A	Texas	55 70				
				21	A	West Virginia	48 82		135	H	Texas Tech	70 57				
				217	H	Kansas	71 49		29	A	Oklahoma	71 69				
				102	A	TCU	65 79		102	H	TCU	80 52				
				2	A	Baylor	41 66		217	A	Kansas	74 46				

Non-Div I Games:

Oklahoma St.

■ Loss,
 ■ Non-Conf,
 ■ S Site,
 ■ H Home
 ■ A Away
 N Neutral

Average RPI Win:	207	WON-LOST	WINNING	LAST 10	STRENGTH OF	OPP. STRENGTH	TEAM	ADJ.	CONF.	ADJ CONF.
Average RPI Loss:	120	RECORD	PCT. RANK	GAMES	SCHEDULE	OF SCHEDULE	RPI	RPI	RPI	RPI
DIV. I ONLY	14- 16	193	6- 4	110	142	154	154	13	13	
DIV. I NON-CONF.	4- 8	234	0- 0	141	215	215	215	11	11	
TOTALS	RPI 1-25	RPI 26-50	W-L RECORDS	RPI 51-100	RPI 101-150	RPI 150+				
14- 16	0- 1	0- 4	OVERALL	3- 2	1- 2	10- 7				
9- 4	0- 0	0- 2	HOME	1- 0	1- 0	7- 2				
5- 9	0- 0	0- 2	AWAY	2- 1	0- 1	3- 5				
0- 3	0- 1	0- 0	NEUTRAL	0- 1	0- 1	0- 0				
4- 8	0- 1	0- 1	NON-CONFERENCE	0- 2	0- 1	4- 3				
2- 2	0- 0	0- 1	HOME	0- 0	0- 0	2- 1				
2- 3	0- 0	0- 0	AWAY	0- 1	0- 0	2- 2				
0- 3	0- 1	0- 0	NEUTRAL	0- 1	0- 1	0- 0				
10- 8	0- 0	0- 3	CONFERENCE	3- 0	1- 1	6- 4				
7- 2	0- 0	0- 1	HOME	1- 0	1- 0	5- 1				
3- 6	0- 0	0- 2	AWAY	2- 0	0- 1	1- 3				
0- 0	0- 0	0- 0	NEUTRAL	0- 0	0- 0	0- 0				

RPI 1-25			RPI 26-50			RPI 51-100			RPI 101+ Team's RPI: 154		
RPI	S	Opponent	Score	RPI	S	Opponent	Score	RPI	S	Opponent	Score
10	N	Maryland	49 95	27	H	Miami (FL)	35 61	60	N	South Dakota St.	39 71
				30	A	UTEP	64 70	67	A	Middle Tenn.	61 58
				38	A	Western Ky.	51 68	71	A	VCU	54 74
				38	H	Western Ky.	74 85	77	A	Charlotte	71 59
								77	H	Charlotte	94 85
LAST 12 Division I GAMES:											
234	H	Rice	61 52	234	A	Rice	46 68	124	N	Pittsburgh	58 67
239	H	North Texas	62 55	239	A	North Texas	65 48	133	A	Marshall	62 80
246	A	UTSA	67 70	77	H	Charlotte	94 85	133	H	Marshall	77 55
30	A	UTEP	64 70	310	H	FIU	84 49	164	H	Fla. Atlantic	85 45
133	H	Marshall	77 55	164	H	Fla. Atlantic	85 45	165	A	UAB	55 58
38	H	Western Ky.	74 85	133	A	Marshall	62 80	166	H	ETSU	52 56
								171	H	Southern Miss.	53 45
								183	H	Louisiana Tech	51 69
								196	A	Richmond	57 62
								203	A	William & Mary	64 75
								230	H	Loyola Maryland	64 41
								234	A	Rice	46 68
								234	H	Rice	61 52
								239	A	North Texas	65 48
								239	H	North Texas	62 55
								246	A	UTSA	67 70
								274	A	UMES	69 52
								310	H	FIU	84 49
								332	A	Howard	83 64
								345	H	Wagner	71 57

Non-Div I Games:

Old Dominion

■ Loss,
 ■ Non-Conf,
 ■ S Site,
 ■ H Home
 ■ A Away
 N Neutral

Average RPI Win:	213	WON-LOST	WINNING	LAST 10	STRENGTH OF	OPP. STRENGTH	TEAM	ADJ.	CONF.	ADJ CONF.
Average RPI Loss:	65	RECORD	PCT. RANK	GAMES	SCHEDULE	OF SCHEDULE	RPI	RPI	RPI	RPI
DIV. I ONLY	10- 20	266	0- 10	48	71	177	177	2	2	
DIV. I NON-CONF.	8- 5	120	0- 0	244	330	192	192	2	2	
<hr/>										
TOTALS	RPI 1-25	RPI 26-50	W-L RECORDS	RPI 51-100	RPI 101-150	RPI 150+				
10- 20	1- 8	1- 2	OVERALL	1- 5	1- 3	6- 2				
8- 9	1- 4	1- 1	HOME	1- 3	1- 1	4- 0				
2- 10	0- 4	0- 1	AWAY	0- 1	0- 2	2- 2				
0- 1	0- 0	0- 0	NEUTRAL	0- 1	0- 0	0- 0				
8- 5	0- 0	1- 0	NON-CONFERENCE	0- 3	1- 1	6- 1				
6- 3	0- 0	1- 0	HOME	0- 2	1- 1	4- 0				
2- 2	0- 0	0- 0	AWAY	0- 1	0- 0	2- 1				
0- 0	0- 0	0- 0	NEUTRAL	0- 0	0- 0	0- 0				
2- 15	1- 8	0- 2	CONFERENCE	1- 2	0- 2	0- 1				
2- 6	1- 4	0- 1	HOME	1- 1	0- 0	0- 0				
0- 8	0- 4	0- 1	AWAY	0- 0	0- 2	0- 1				
0- 1	0- 0	0- 0	NEUTRAL	0- 1	0- 0	0- 0				

RPI 1-25				RPI 26-50				RPI 51-100				RPI 101+ Team's RPI: 177			
RPI	S	Opponent	Score	RPI	S	Opponent	Score	RPI	S	Opponent	Score	RPI	S	Opponent	Score
3	A	South Carolina	62 81	38	H	Western Ky.	59 53	56	H	Auburn	60 65	119	A	LSU	57 76
3	H	South Carolina	45 66	39	A	Georgia	56 70	67	A	Middle Tenn.	75 84	134	H	La.-Lafayette	78 82
12	H	Kentucky	73 65	43	H	Missouri	46 60	73	H	Vanderbilt	55 52	139	A	Arkansas	49 60
20	A	Texas A&M	58 81					73	N	Vanderbilt	59 74	144	H	McNeese St.	96 56
20	H	Texas A&M	48 62					74	H	Tulane	59 61	156	A	Stony Brook	72 57
22	A	Mississippi St.	51 79					93	H	Missouri St.	78 91	161	A	Alabama	37 48
22	H	Mississippi St.	51 60									171	A	Southern Miss.	38 57
24	H	Florida	65 85									331	H	New Orleans	97 59
25	A	Tennessee	51 57									333	H	Ark.-Pine Bluff	80 45
<hr/>															
LAST 12 Division I GAMES:															
		73 N Vanderbilt	59 74			56 H Auburn	60 65								
		139 A Arkansas	49 60			39 A Georgia	56 70								
		3 H South Carolina	45 66			161 A Alabama	37 48								
		22 H Mississippi St.	51 60			43 H Missouri	46 60								
		25 A Tennessee	51 57			3 A South Carolina	62 81								
		20 H Texas A&M	48 62			12 H Kentucky	73 65								

Non-Div I Games:

Ole Miss

■ Loss,
 ■ Non-Conf,
 ■ S Site,
 ■ H Home
 ■ A Away
 N Neutral

Average RPI Win: 280	WON-LOST	WINNING	LAST 10	STRENGTH OF	OPP. STRENGTH	TEAM	ADJ.	CONF.	ADJ CONF.
Average RPI Loss: 145	RECORD	PCT. RANK	GAMES	SCHEDULE	OF SCHEDULE	RPI	RPI	RPI	RPI
DIV. I ONLY	12- 14	200	4- 6	298	230	260	260	18	18
DIV. I NON-CONF.	5- 5	160	0- 0	323	299	269	269	18	18
TOTALS	RPI 1-25	RPI 26-50	W-L RECORDS	RPI 51-100	RPI 101-150	RPI 150+			
12- 14	0- 0	0- 0	OVERALL	0- 5	1- 5	11- 4			
8- 5	0- 0	0- 0	HOME	0- 2	1- 2	7- 1			
3- 8	0- 0	0- 0	AWAY	0- 3	0- 3	3- 2			
1- 1	0- 0	0- 0	NEUTRAL	0- 0	0- 0	1- 1			
5- 5	0- 0	0- 0	NON-CONFERENCE	0- 1	0- 2	5- 2			
3- 2	0- 0	0- 0	HOME	0- 0	0- 1	3- 1			
1- 2	0- 0	0- 0	AWAY	0- 1	0- 1	1- 0			
1- 1	0- 0	0- 0	NEUTRAL	0- 0	0- 0	1- 1			
7- 9	0- 0	0- 0	CONFERENCE	0- 4	1- 3	6- 2			
5- 3	0- 0	0- 0	HOME	0- 2	1- 1	4- 0			
2- 6	0- 0	0- 0	AWAY	0- 2	0- 2	2- 2			
0- 0	0- 0	0- 0	NEUTRAL	0- 0	0- 0	0- 0			

RPI 1-25			RPI 26-50			RPI 51-100			RPI 101+			Team's RPI: 260			
RPI	S	Opponent	Score	RPI	S	Opponent	Score	RPI	S	Opponent	Score				
								60	A	South Dakota St.	58 68	115	A	IUPUI	59 75
								60	H	South Dakota St.	47 65	115	H	IUPUI	57 54
								62	A	South Dakota	76 82	128	H	Creighton	46 69
								62	H	South Dakota	55 70	143	A	Oral Roberts	58 67
								97	A	North Dakota	52 67	143	H	Oral Roberts	65 67
												145	A	SIUE	86 90
												213	H	Utah Valley	59 74
												224	A	Indiana St.	51 50
												226	A	Western Ill.	55 74
												226	H	Western Ill.	79 66
												250	N	Houston Baptist	51 64
												278	H	UCF	75 60
												301	A	Denver	70 60
												301	H	Denver	67 55
												302	H	UMKC	57 42
												314	N	Illinois St.	60 56
												315	A	IPFW	60 58
												315	H	IPFW	71 64
												324	A	North Dakota St.	67 74
												324	H	North Dakota St.	77 52
												339	H	Eastern Ill.	76 67
LAST 12 Division I GAMES:															
				301	A	Denver	70 60	60	H	South Dakota St.	47 65				
				143	A	Oral Roberts	58 67	226	A	Western Ill.	55 74				
				115	H	IUPUI	57 54	315	A	IPFW	60 58				
				324	A	North Dakota St.	67 74	143	H	Oral Roberts	65 67				
				315	H	IPFW	71 64	301	H	Denver	67 55				
				62	H	South Dakota	55 70	115	A	IUPUI	59 75				

Non-Div I Games: Midland 58 53 Waldorf 97 32

Omaha

Loss, Non-Conf, S Site, H Home A Away N Neutral

Oral Roberts

Through Games Of March 5, 2016

Average RPI Win:	241	WON-LOST	WINNING	LAST 10	STRENGTH OF	OPP. STRENGTH	TEAM	ADJ.	CONF.	ADJ CONF.
Average RPI Loss:	114	RECORD	PCT. RANK	GAMES	SCHEDULE	OF SCHEDULE	RPI	RPI	RPI	RPI
DIV. I ONLY	12- 14	200	5- 5	139	148	143	143	18	18	
DIV. I NON-CONF.	2- 8	290	0- 0	82	10	168	168	18	18	
TOTALS	RPI 1-25	RPI 26-50	W-L RECORDS	RPI 51-100	RPI 101-150	RPI 150+				
12- 14	0- 1	0- 1	OVERALL	1- 6	1- 3	10- 3				
6- 3	0- 0	0- 0	HOME	1- 1	0- 2	5- 0				
6- 11	0- 1	0- 1	AWAY	0- 5	1- 1	5- 3				
0- 0	0- 0	0- 0	NEUTRAL	0- 0	0- 0	0- 0				
2- 8	0- 1	0- 1	NON-CONFERENCE	0- 3	0- 2	2- 1				
0- 1	0- 0	0- 0	HOME	0- 0	0- 1	0- 0				
2- 7	0- 1	0- 1	AWAY	0- 3	0- 1	2- 1				
0- 0	0- 0	0- 0	NEUTRAL	0- 0	0- 0	0- 0				
10- 6	0- 0	0- 0	CONFERENCE	1- 3	1- 1	8- 2				
6- 2	0- 0	0- 0	HOME	1- 1	0- 1	5- 0				
4- 4	0- 0	0- 0	AWAY	0- 2	1- 0	3- 2				
0- 0	0- 0	0- 0	NEUTRAL	0- 0	0- 0	0- 0				

RPI 1-25				RPI 26-50				RPI 51-100				RPI 101+ Team's RPI: 143			
RPI	S	Opponent	Score	RPI	S	Opponent	Score	RPI	S	Opponent	Score	RPI	S	Opponent	Score
2	A	Baylor	39 97	28	A	Oklahoma St.	55 59	60	A	South Dakota St.	48 60	103	H	Little Rock	52 66
								60	H	South Dakota St.	50 68	115	A	IUPUI	52 47
								62	A	South Dakota	48 71	115	H	IUPUI	54 57
								62	H	South Dakota	60 56	139	A	Arkansas	50 65
								75	A	Michigan	44 61	188	A	Tulsa	59 53
								85	A	Eastern Mich.	69 77	217	A	Kansas	70 63
								93	A	Missouri St.	64 72	226	A	Western Ill.	61 72
												226	H	Western Ill.	79 55
												229	A	Grand Canyon	64 66
												260	A	Omaha	67 65
												260	H	Omaha	67 58
												301	A	Denver	59 56
												301	H	Denver	65 33
												315	A	IPFW	48 54
												315	H	IPFW	61 59
												324	A	North Dakota St.	52 42
												324	H	North Dakota St.	59 58
LAST 12 Division I GAMES:															
260	H	Omaha	67 58	324	H	North Dakota St.	59 58								
226	H	Western Ill.	79 55	115	H	IUPUI	54 57								
315	A	IPFW	48 54	60	H	South Dakota St.	50 68								
62	A	South Dakota	48 71	301	H	Denver	65 33								
60	A	South Dakota St.	48 60	260	A	Omaha	67 65								
301	A	Denver	59 56	315	H	IPFW	61 59								

Non-Div I Games: Lyon 49 68 Evangel 89 46

Oral Roberts

Loss, Non-Conf, S Site, H Home A Away N Neutral

Oregon

Through Games Of March 5, 2016

Average RPI Win:	164	WON-LOST	WINNING	LAST 10	STRENGTH OF	OPP. STRENGTH	TEAM	ADJ.	CONF.	ADJ CONF.
Average RPI Loss:	32	RECORD	PCT. RANK	GAMES	SCHEDULE	OF SCHEDULE	RPI	RPI	RPI	RPI
DIV. I ONLY	20- 10	78	6- 4	123	5	86	86	1	1	
DIV. I NON-CONF.	11- 0	1	0- 0	325	92	77	77	1	1	
TOTALS	RPI 1-25	RPI 26-50	W-L RECORDS	RPI 51-100	RPI 101-150	RPI 150+				
20- 10	0- 7	1- 0	OVERALL	7- 2	1- 1	11- 0				
15- 4	0- 4	0- 0	HOME	5- 0	1- 0	9- 0				
5- 5	0- 3	1- 0	AWAY	2- 2	0- 0	2- 0				
0- 1	0- 0	0- 0	NEUTRAL	0- 0	0- 1	0- 0				
11- 0	0- 0	0- 0	NON-CONFERENCE	2- 0	0- 0	9- 0				
10- 0	0- 0	0- 0	HOME	2- 0	0- 0	8- 0				
1- 0	0- 0	0- 0	AWAY	0- 0	0- 0	1- 0				
0- 0	0- 0	0- 0	NEUTRAL	0- 0	0- 0	0- 0				
9- 10	0- 7	1- 0	CONFERENCE	5- 2	1- 1	2- 0				
5- 4	0- 4	0- 0	HOME	3- 0	1- 0	1- 0				
4- 5	0- 3	1- 0	AWAY	2- 2	0- 0	1- 0				
0- 1	0- 0	0- 0	NEUTRAL	0- 0	0- 1	0- 0				

RPI	S	Opponent	Score	RPI	S	Opponent	Score	RPI	S	Opponent	Score	RPI	S	Opponent	Score
5	A	Oregon St.	33 60	31	A	Washington	75 63	55	A	Southern California	67 74	123	H	Arizona	76 54
5	H	Oregon St.	45 59					55	H	Southern California	69 60	123	N	Arizona	68 74
8	A	UCLA	69 80					59	H	UC Riverside	95 81	153	A	North Carolina	79 77
8	H	UCLA	72 77					84	A	California	54 65	193	H	San Jose St.	104 74
9	A	Stanford	42 69					84	H	California	69 59	199	A	Colorado	59 46
9	H	Stanford	62 64					87	A	Utah	77 65	199	H	Colorado	77 70
11	H	Arizona St.	58 63					87	H	Utah	69 58	207	H	Hampton	86 51
								94	A	Washington St.	73 48	213	H	Utah Valley	79 68
								97	H	North Dakota	77 51	258	H	Clemson	69 56
												267	H	UC Santa Barbara	79 51
												271	H	Seattle	82 62
												287	H	Portland	93 52
												323	H	Portland St.	122 59
LAST 12 Division I GAMES:															
123	N	Arizona	68 74	87	H	Utah	69 58								
9	A	Stanford	42 69	31	A	Washington	75 63								
84	A	California	54 65	94	A	Washington St.	73 48								
55	H	Southern California	69 60	123	H	Arizona	76 54								
8	H	UCLA	72 77	11	H	Arizona St.	58 63								
199	H	Colorado	77 70	87	A	Utah	77 65								

Non-Div I Games:

Oregon

■ Loss,
 ■ Non-Conf, S Site,
 ■ Home
 ■ Away
 N Neutral

Average RPI Win:	106	WON-LOST	WINNING	LAST 10	STRENGTH OF	OPP. STRENGTH	TEAM	ADJ.	CONF.	ADJ CONF.
Average RPI Loss:	11	RECORD	PCT. RANK	GAMES	SCHEDULE	OF SCHEDULE	RPI	RPI	RPI	RPI
DIV. I ONLY	27- 4	12	9- 1	26	2	5	5	1	1	
DIV. I NON-CONF.	9- 2	37	0- 0	105	22	43	43	1	1	
TOTALS	RPI 1-25	RPI 26-50	W-L RECORDS	RPI 51-100	RPI 101-150	RPI 150+				
27- 4	3- 4	2- 0	OVERALL	13- 0	3- 0	6- 0				
14- 1	3- 1	0- 0	HOME	5- 0	2- 0	4- 0				
9- 3	0- 3	1- 0	AWAY	6- 0	0- 0	2- 0				
4- 0	0- 0	1- 0	NEUTRAL	2- 0	1- 0	0- 0				
9- 2	0- 2	0- 0	NON-CONFERENCE	3- 0	2- 0	4- 0				
5- 1	0- 1	0- 0	HOME	1- 0	1- 0	3- 0				
2- 1	0- 1	0- 0	AWAY	1- 0	0- 0	1- 0				
2- 0	0- 0	0- 0	NEUTRAL	1- 0	1- 0	0- 0				
18- 2	3- 2	2- 0	CONFERENCE	10- 0	1- 0	2- 0				
9- 0	3- 0	0- 0	HOME	4- 0	1- 0	1- 0				
7- 2	0- 2	1- 0	AWAY	5- 0	0- 0	1- 0				
2- 0	0- 0	1- 0	NEUTRAL	1- 0	0- 0	0- 0				

RPI	S	Opponent	Score	RPI	S	Opponent	Score	RPI	S	Opponent	Score	RPI	S	Opponent	Score
1	A	Notre Dame	61 62	31	A	Washington	61 53	55	A	Southern California	57 49	123	H	Arizona	71 43
8	A	UCLA	51 71	31	N	Washington	57 55	55	H	Southern California	76 52	136	H	Idaho	69 44
8	H	UCLA	64 54					55	N	Southern California	63 53	139	N	Arkansas	63 47
9	A	Stanford	54 76					59	H	UC Riverside	86 65	189	H	Cal Poly	80 43
9	H	Stanford	58 50					65	N	Hofstra	73 50	199	A	Colorado	61 47
11	H	Arizona St.	67 44					84	A	California	54 44	199	H	Colorado	73 50
25	H	Tennessee	50 53					84	H	California	70 48	212	H	CSU Bakersfield	75 51
								86	A	Oregon	59 45	287	A	Portland	94 50
								86	H	Oregon	60 33	309	H	Longwood	110 45
								87	A	Utah	62 53				
								87	H	Utah	72 53				
								92	A	Marquette	65 58				
								94	A	Washington St.	54 45				
LAST 12 Division I GAMES:															
				31	N	Washington	57 55	87	H	Utah	72 53				
				55	N	Southern California	63 53	199	H	Colorado	73 50				
				84	A	California	54 44	94	A	Washington St.	54 45				
				9	A	Stanford	54 76	31	A	Washington	61 53				
				8	H	UCLA	64 54	11	H	Arizona St.	67 44				
				55	H	Southern California	76 52	123	H	Arizona	71 43				

Non-Div I Games:

Oregon St.

Pacific

Through Games Of March 5, 2016

Average RPI Win:	215	WON-LOST	WINNING	LAST 10	STRENGTH OF	OPP. STRENGTH	TEAM	ADJ.	CONF.	ADJ CONF.
Average RPI Loss:	117	RECORD	PCT. RANK	GAMES	SCHEDULE	OF SCHEDULE	RPI	RPI	RPI	RPI
DIV. I ONLY	12- 17	225	3- 7	136	115	172	172	8	8	
DIV. I NON-CONF.	6- 4	125	0- 0	215	251	121	121	9	9	
TOTALS	RPI 1-25	RPI 26-50	W-L RECORDS	RPI 51-100	RPI 101-150	RPI 150+				
12- 17	0- 2	0- 2	OVERALL	1- 5	1- 3	10- 5				
6- 6	0- 1	0- 1	HOME	1- 2	1- 1	4- 1				
6- 10	0- 0	0- 0	AWAY	0- 0	0- 0	6- 0				
0- 1	0- 0	0- 0	NEUTRAL	0- 0	0- 0	0- 1				
6- 4	0- 0	0- 0	NON-CONFERENCE	0- 0	0- 2	6- 2				
2- 1	0- 0	0- 0	HOME	0- 0	0- 1	2- 0				
4- 3	0- 0	0- 0	AWAY	0- 0	0- 1	4- 2				
0- 0	0- 0	0- 0	NEUTRAL	0- 0	0- 0	0- 0				
6- 13	0- 2	0- 2	CONFERENCE	1- 5	1- 1	4- 3				
4- 5	0- 1	0- 1	HOME	1- 2	1- 0	2- 1				
2- 7	0- 1	0- 1	AWAY	0- 3	0- 1	2- 1				
0- 1	0- 0	0- 0	NEUTRAL	0- 0	0- 0	0- 1				

RPI S	Opponent	Score	RPI S	Opponent	Score	RPI S	Opponent	Score	RPI S	Opponent	Score	Team's RPI: 172
16	A BYU	62 79	48	A St. Mary's (CA)	75 83	61	A Santa Clara	52 76	110	A Gonzaga	61 68	
16	H BYU	57 67	48	H St. Mary's (CA)	73 82	61	H Santa Clara	60 66	110	H Gonzaga	84 83	
						81	A San Diego	56 69	123	A Arizona	56 69	
						81	H San Diego	56 59	129	H Long Beach St.	60 68	
						90	A San Francisco	71 81	153	A North Carolina	66 63	
						90	H San Francisco	70 57	162	A Montana	54 64	
									190	A UC Davis	66 53	
									193	H San Jose St.	81 69	
									206	A Gardner-Webb	84 77	
									212	A CSU Bakersfield	80 74	
									225	A Utah St.	70 78	
									238	A Loyola Marymount	88 96	
									238	H Loyola Marymount	60 63	
									266	A Pepperdine	92 64	
									266	H Pepperdine	65 62	
									266	N Pepperdine	72 81	
									287	A Portland	72 64	
									287	H Portland	87 38	
									321	H Nevada	74 52	
LAST 12 Division I GAMES:												
266	N	Pepperdine	72	81	238	A	Loyola Marymount	88	96			
61	H	Santa Clara	60	66	81	H	San Diego	56	59			
90	A	San Francisco	71	81	16	H	BYU	57	67			
110	H	Gonzaga	84	83	48	A	St. Mary's (CA)	75	83			
287	H	Portland	87	38	110	A	Gonzaga	61	68			
266	A	Pepperdine	92	64	287	A	Portland	72	64			

Non-Div I Games: Stanislaus St. 74 61

Pacific

■ Loss,
 ■ Non-Conf,
 ■ S Site,
 ■ H Home
 ■ A Away
 N Neutral

Average RPI Win:	180	WON-LOST	WINNING	LAST 10	STRENGTH OF	OPP. STRENGTH	TEAM	ADJ.	CONF.	ADJ CONF.
Average RPI Loss:	94	RECORD	PCT. RANK	GAMES	SCHEDULE	OF SCHEDULE	RPI	RPI	RPI	RPI
DIV. I ONLY	22- 4	19	9- 1	120	132	35	35	10	10	
DIV. I NON-CONF.	10- 3	61	0- 0	139	151	58	58	12	12	
TOTALS	RPI 1-25	RPI 26-50	W-L RECORDS	RPI 51-100	RPI 101-150	RPI 150+				
22- 4	0- 0	2- 2	OVERALL	4- 0	1- 1	15- 1				
12- 1	0- 0	2- 1	HOME	2- 0	0- 0	8- 0				
10- 3	0- 0	0- 1	AWAY	2- 0	1- 1	7- 1				
0- 0	0- 0	0- 0	NEUTRAL	0- 0	0- 0	0- 0				
10- 3	0- 0	1- 2	NON-CONFERENCE	2- 0	1- 1	6- 0				
5- 1	0- 0	1- 1	HOME	1- 0	0- 0	3- 0				
5- 2	0- 0	0- 1	AWAY	1- 0	1- 1	3- 0				
0- 0	0- 0	0- 0	NEUTRAL	0- 0	0- 0	0- 0				
12- 1	0- 0	1- 0	CONFERENCE	2- 0	0- 0	9- 1				
7- 0	0- 0	1- 0	HOME	1- 0	0- 0	5- 0				
5- 1	0- 0	0- 0	AWAY	1- 0	0- 0	4- 1				
0- 0	0- 0	0- 0	NEUTRAL	0- 0	0- 0	0- 0				

RPI S	Opponent	Score	RPI S	Opponent	Score	Team's RPI: 35	RPI S	Opponent	Score	RPI S	Opponent	Score	RPI S	Opponent	Score
32	H Princeton	50 48	44	A Villanova	46 66		64	A Temple	60 54	113	A Saint Joseph's	46 50			
46	H Colorado St.	49 48	50	H Duke	50 57		79	H Drexel	72 67	121	A Hawaii	64 54			
							95	A Harvard	68 48	157	A Yale	77 59			
							95	H Harvard	62 46	157	H Yale	68 49			
										170	A Cornell	46 51			
										170	H Cornell	65 50			
										184	A UMBC	81 46			
										205	A Brown	69 59			
										205	H Brown	66 49			
										214	A Dartmouth	56 41			
										214	H Dartmouth	65 50			
										228	H Navy	57 43			
										233	A New Hampshire	67 60			
										248	A Columbia	60 42			
										248	H Columbia	71 51			
										281	A La Salle	78 68			
										328	H Lafayette	54 37			
										345	H Wagner	78 50			
LAST 12 Division I GAMES:															
95	H Harvard	62 46	170	H Cornell	65 50										
214	H Dartmouth	65 50	248	H Columbia	71 51										
248	A Columbia	60 42	214	A Dartmouth	56 41										
170	A Cornell	46 51	95	A Harvard	68 48										
157	A Yale	77 59	205	H Brown	66 49										
205	A Brown	69 59	157	H Yale	68 49										

Non-Div I Games: BYU-Hawaii 73 41

Penn

Average RPI Win:	142	WON-LOST	WINNING	LAST 10	STRENGTH OF	OPP. STRENGTH	TEAM	ADJ.	CONF.	ADJ CONF.
Average RPI Loss:	73	RECORD	PCT. RANK	GAMES	SCHEDULE	OF SCHEDULE	RPI	RPI	RPI	RPI
DIV. I ONLY	12- 19	239	4- 6	36	30	130	130	5	5	
DIV. I NON-CONF.	5- 6	180	0- 1	59	105	155	155	4	4	
TOTALS	RPI 1-25	RPI 26-50	W-L RECORDS	RPI 51-100	RPI 101-150	RPI 150+				
12- 19	1- 5	0- 3	OVERALL	2- 8	3- 1	6- 2				
7- 8	0- 3	0- 0	HOME	1- 4	2- 1	4- 0				
4- 9	1- 1	0- 3	AWAY	1- 3	1- 0	1- 2				
1- 2	0- 1	0- 0	NEUTRAL	0- 1	0- 0	1- 0				
5- 6	0- 2	0- 2	NON-CONFERENCE	0- 0	1- 1	4- 1				
5- 1	0- 0	0- 0	HOME	0- 0	1- 1	4- 0				
0- 4	0- 1	0- 2	AWAY	0- 0	0- 0	0- 1				
0- 1	0- 1	0- 0	NEUTRAL	0- 0	0- 0	0- 0				
7- 13	1- 3	0- 1	CONFERENCE	2- 8	2- 0	2- 1				
2- 7	0- 3	0- 0	HOME	1- 4	1- 0	0- 0				
4- 5	1- 0	0- 1	AWAY	1- 3	1- 0	1- 1				
1- 1	0- 0	0- 0	NEUTRAL	0- 1	0- 0	1- 0				

RPI S	Opponent	Score	RPI S	Opponent	Score	RPI S	Opponent	Score	RPI S	Opponent	Score	Team's RPI: 130
6	H Ohio St.	63 77	26	A South Fla.	79 101	52	H Rutgers	62 74	101	A Northwestern	73 54	
10	H Maryland	53 89	34	A St. Bonaventure	60 70	58	A Iowa	82 69	101	H Northwestern	79 72	
16	N BYU	51 63	45	A Indiana	55 76	58	H Iowa	81 68	120	H Virginia Tech	59 64	
17	A Michigan St.	65 61				63	H Purdue	78 88	126	H Youngstown St.	68 51	
17	H Michigan St.	55 71				63	N Purdue	59 70	158	H Fordham	75 59	
25	A Tennessee	66 74				75	A Michigan	73 78	179	A Illinois	65 56	
						75	H Michigan	87 91	179	N Illinois	75 66	
						80	A Minnesota	85 98	195	A Wisconsin	62 82	
						96	A Nebraska	69 87	198	H Sacred Heart	83 46	
						96	H Nebraska	78 83	253	H Holy Cross	86 82	
									275	H Central Conn. St.	73 47	
									298	A CSUN	73 81	
LAST 12 Division I GAMES:												
63	N Purdue	59 70	101	A Northwestern	73 54							
179	N Illinois	75 66	6	H Ohio St.	63 77							
16	N BYU	51 63	17	A Michigan St.	65 61							
45	A Indiana	55 76	52	H Rutgers	62 74							
58	H Iowa	81 68	96	A Nebraska	69 87							
75	A Michigan	73 78	63	H Purdue	78 88							

Non-Div I Games:

Penn St.

■ Loss,
■ Non-Conf,
■ S Site,
■ Home
■ A Away
N Neutral

Pepperdine

Through Games Of March 5, 2016

Average RPI Win:	232	WON-LOST	WINNING	LAST 10	STRENGTH OF	OPP. STRENGTH	TEAM	ADJ.	CONF.	ADJ CONF.
Average RPI Loss:	119	RECORD	PCT. RANK	GAMES	SCHEDULE	OF SCHEDULE	RPI	RPI	RPI	RPI
DIV. I ONLY	7- 23	303	2- 8	105	124	266	266	8	8	
DIV. I NON-CONF.	4- 6	201	0- 1	235	292	237	237	9	9	
TOTALS	RPI 1-25	RPI 26-50	W-L RECORDS	RPI 51-100	RPI 101-150	RPI 150+				
7- 23	0- 3	1- 1	OVERALL	0- 8	0- 2	6- 9				
5- 8	0- 1	1- 0	HOME	0- 3	0- 1	4- 3				
1- 13	0- 1	0- 1	AWAY	0- 5	0- 1	1- 5				
1- 2	0- 1	0- 0	NEUTRAL	0- 0	0- 0	1- 1				
4- 6	0- 0	0- 0	NON-CONFERENCE	0- 2	0- 0	4- 4				
3- 1	0- 0	0- 0	HOME	0- 0	0- 0	3- 1				
1- 4	0- 0	0- 0	AWAY	0- 2	0- 0	1- 2				
0- 1	0- 0	0- 0	NEUTRAL	0- 0	0- 0	0- 1				
3- 17	0- 3	1- 1	CONFERENCE	0- 6	0- 2	2- 5				
2- 7	0- 1	1- 0	HOME	0- 3	0- 1	1- 2				
0- 9	0- 1	0- 1	AWAY	0- 3	0- 1	0- 3				
1- 1	0- 1	0- 0	NEUTRAL	0- 0	0- 0	1- 0				

RPI S	Opponent	Score	RPI S	Opponent	Score	RPI S	Opponent	Score	RPI S	Opponent	Score	Team's RPI: 266
16 A	BYU	64 69	48 A	St. Mary's (CA)	72 88	51 A	Albany (NY)	49 64	110 A	Gonzaga	39 56	
16 H	BYU	66 77	48 H	St. Mary's (CA)	62 58	61 A	Santa Clara	50 84	110 H	Gonzaga	57 74	
16 N	BYU	59 72				61 H	Santa Clara	60 62	169 N	George Mason	63 71	
						66 A	Army West Point	53 63	172 A	Pacific	62 65	
						81 A	San Diego	55 74	172 H	Pacific	64 92	
						81 H	San Diego	54 70	172 N	Pacific	81 72	
						90 A	San Francisco	75 99	176 A	New Mexico	52 60	
						90 H	San Francisco	74 81	189 H	Cal Poly	47 61	
									204 A	UNLV	63 83	
									212 A	CSU Bakersfield	76 73	
									238 A	Loyola Marymount	69 79	
									238 H	Loyola Marymount	77 83	
									267 H	UC Santa Barbara	71 69	
									287 A	Portland	79 81	
									287 H	Portland	74 62	
									301 H	Denver	64 60	
									340 H	Cal St. Fullerton	81 75	
LAST 12 Division I GAMES:												
16 N	BYU	59 72	172 H	Pacific	64 92							
172 N	Pacific	81 72	48 H	St. Mary's (CA)	62 58							
169 N	George Mason	63 71	110 A	Gonzaga	39 56							
238 H	Loyola Marymount	77 83	287 A	Portland	79 81							
61 A	Santa Clara	50 84	16 H	BYU	66 77							
90 A	San Francisco	75 99	81 H	San Diego	54 70							

Non-Div I Games: Alas. Anchorage 61 94

Pepperdine

Loss, Non-Conf, S Site, H Home A Away N Neutral

Average RPI Win:	232	WON-LOST	WINNING	LAST 10	STRENGTH OF	OPP. STRENGTH	TEAM	ADJ.	CONF.	ADJ CONF.
Average RPI Loss:	41	RECORD	PCT. RANK	GAMES	SCHEDULE	OF SCHEDULE	RPI	RPI	RPI	RPI
DIV. I ONLY	13- 18	221	4- 6	37	64	124	124	4	4	
DIV. I NON-CONF.	8- 5	120	0- 0	146	255	139	139	5	5	
TOTALS	RPI 1-25	RPI 26-50	W-L RECORDS	RPI 51-100	RPI 101-150	RPI 150+				
13- 18	0- 8	0- 5	OVERALL	0- 3	2- 2	11- 0				
6- 9	0- 5	0- 2	HOME	0- 1	0- 1	6- 0				
5- 6	0- 2	0- 2	AWAY	0- 1	2- 1	3- 0				
2- 3	0- 1	0- 1	NEUTRAL	0- 1	0- 0	2- 0				
8- 5	0- 2	0- 1	NON-CONFERENCE	0- 2	0- 0	8- 0				
6- 1	0- 1	0- 0	HOME	0- 0	0- 0	6- 0				
1- 2	0- 0	0- 1	AWAY	0- 1	0- 0	1- 0				
1- 2	0- 1	0- 0	NEUTRAL	0- 1	0- 0	1- 0				
5- 13	0- 6	0- 4	CONFERENCE	0- 1	2- 2	3- 0				
0- 8	0- 4	0- 2	HOME	0- 1	0- 1	0- 0				
4- 4	0- 2	0- 1	AWAY	0- 0	2- 1	2- 0				
1- 1	0- 0	0- 1	NEUTRAL	0- 0	0- 0	1- 0				

RPI S	Opponent	Score	RPI S	Opponent	Score	RPI S	Opponent	Score	RPI S	Opponent	Score	Team's RPI: 124
1	H Notre Dame	55 65	27	A Miami (FL)	55 79	60	N South Dakota St.	54 55	109	A Virginia	58 55	
10	N Maryland	49 70	27	N Miami (FL)	55 77	72	H Georgia Tech	60 66	117	A Boston College	43 54	
13	A Syracuse	48 71	32	A Princeton	47 61	75	A Michigan	45 82	120	A Virginia Tech	59 48	
13	H Syracuse	56 70	49	H North Carolina St.	76 78				138	H Wake Forest	49 60	
14	A Louisville	36 65	50	H Duke	48 70				153	A North Carolina	76 60	
14	H Louisville	61 84							153	N North Carolina	82 72	
15	H Florida St.	55 66							154	N Old Dominion	67 58	
18	H Duquesne	65 79							253	H Holy Cross	56 50	
									258	A Clemson	59 56	
									265	A Saint Francis (PA)	74 59	
									276	H American	76 58	
									284	H Rider	75 44	
									318	H Mt. St. Mary's	74 57	
									322	H Delaware St.	77 43	
									345	H Wagner	67 41	
LAST 12 Division I GAMES:												
27	N Miami (FL)	55 77	120	A Virginia Tech	59 48							
153	N North Carolina	82 72	14	H Louisville	61 84							
14	A Louisville	36 65	138	H Wake Forest	49 60							
72	H Georgia Tech	60 66	258	A Clemson	59 56							
13	H Syracuse	56 70	50	H Duke	48 70							
153	A North Carolina	76 60	109	A Virginia	58 55							

Non-Div I Games:

Pittsburgh

■ Loss,
■ Non-Conf, S Site,
■ Home
■ Away
N Neutral

RPI 1-25				RPI 26-50				RPI 51-100				RPI 101+ Team's RPI: 287			
RPI	S	Opponent	Score	RPI	S	Opponent	Score	RPI	S	Opponent	Score	RPI	S	Opponent	Score
5	H	Oregon St.	50 94	31	A	Washington	65 83	61	A	Santa Clara	47 66	110	A	Gonzaga	51 86
16	A	BYU	66 78	48	A	St. Mary's (CA)	53 95	61	H	Santa Clara	45 67	110	H	Gonzaga	63 71
16	H	BYU	59 84	48	H	St. Mary's (CA)	51 78	81	A	San Diego	43 71	150	H	Boise St.	49 89
								81	H	San Diego	67 77	151	A	Montana St.	57 86
								86	A	Oregon	52 93	162	A	Montana	67 90
								90	A	San Francisco	69 90	172	A	Pacific	38 87
								90	H	San Francisco	63 82	172	H	Pacific	64 72
												182	H	Weber St.	55 57
												190	H	UC Davis	47 72
												238	A	Loyola Marymount	52 62
												238	H	Loyola Marymount	62 77
												238	N	Loyola Marymount	72 85
												266	A	Pepperdine	62 74
												266	H	Pepperdine	81 79
												298	H	CSUN	62 68
												323	A	Portland St.	69 53
LAST 12 Division I GAMES:															
238	N	Loyola Marymount	72 85	238	H	Loyola Marymount	62 77								
81	H	San Diego	67 77	266	H	Pepperdine	81 79								
16	H	BYU	59 84	61	A	Santa Clara	47 66								
48	A	St. Mary's (CA)	53 95	90	A	San Francisco	69 90								
172	A	Pacific	38 87	48	H	St. Mary's (CA)	51 78								
110	A	Gonzaga	51 86	172	H	Pacific	64 72								

Non-Div I Games: Willamette 73 54

Average RPI Win:	263	WON-LOST	WINNING	LAST 10	STRENGTH OF	OPP. STRENGTH	TEAM	ADJ.	CONF.	ADJ CONF.
Average RPI Loss:	175	RECORD	PCT. RANK	GAMES	SCHEDULE	OF SCHEDULE	RPI	RPI	RPI	RPI
DIV. I ONLY	3- 24	339	1- 9	152	295	323	323	19	19	
DIV. I NON-CONF.	1- 8	320	0- 0	243	303	334	334	23	23	
TOTALS	RPI 1-25	RPI 26-50	W-L RECORDS	RPI 51-100	RPI 101-150	RPI 150+				
3- 24	0- 0	0- 0	OVERALL	0- 4	0- 3	3- 17				
2- 11	0- 0	0- 0	HOME	0- 1	0- 1	2- 9				
1- 13	0- 0	0- 0	AWAY	0- 3	0- 2	1- 8				
0- 0	0- 0	0- 0	NEUTRAL	0- 0	0- 0	0- 0				
1- 8	0- 0	0- 0	NON-CONFERENCE	0- 3	0- 1	1- 4				
1- 3	0- 0	0- 0	HOME	0- 0	0- 0	1- 3				
0- 5	0- 0	0- 0	AWAY	0- 3	0- 1	0- 1				
0- 0	0- 0	0- 0	NEUTRAL	0- 0	0- 0	0- 0				
2- 16	0- 0	0- 0	CONFERENCE	0- 1	0- 2	2- 13				
1- 8	0- 0	0- 0	HOME	0- 1	0- 1	1- 6				
1- 8	0- 0	0- 0	AWAY	0- 0	0- 1	1- 7				
0- 0	0- 0	0- 0	NEUTRAL	0- 0	0- 0	0- 0				

RPI S	Opponent	Score	RPI S	Opponent	Score	RPI S	Opponent	Score	RPI S	Opponent	Score	Team's RPI: 323
						60	A South Dakota St.	65 74	129	A Long Beach St.	71 89	
						62	A South Dakota	61 103	136	A Idaho	63 84	
						86	A Oregon	59 122	136	H Idaho	65 94	
						97	H North Dakota	62 75	151	A Montana St.	64 74	
									151	H Montana St.	59 106	
									162	A Montana	57 76	
									162	H Montana	58 79	
									168	A Sacramento St.	91 132	
									168	H Sacramento St.	78 126	
									175	H Northern Colo.	59 70	
									180	A Eastern Wash.	57 70	
									180	H Eastern Wash.	81 79	
									182	A Weber St.	73 102	
									182	H Weber St.	58 75	
									190	H UC Davis	70 82	
									201	A Idaho St.	70 71	
									201	H Idaho St.	42 64	
									271	H Seattle	64 85	
									287	H Portland	53 69	
									298	H CSUN	83 77	
									311	A Northern Ariz.	88 80	
									334	A Southern Utah	64 76	
									340	A Cal St. Fullerton	69 84	
LAST 12 Division I GAMES:												
			334	A Southern Utah	64 76		182	H Weber St.	58 75			
			311	A Northern Ariz.	88 80		201	H Idaho St.	42 64			
			175	H Northern Colo.	59 70		162	A Montana	57 76			
			97	H North Dakota	62 75		151	A Montana St.	64 74			
			180	A Eastern Wash.	57 70		136	H Idaho	65 94			
			136	A Idaho	63 84		180	H Eastern Wash.	81 79			

Non-Div I Games: Warner Pacific 64 76 Corban 90 76

Portland St.

Loss, Non-Conf, S Site, H Home A Away N Neutral

Average RPI Win:	307	WON-LOST	WINNING	LAST 10	STRENGTH OF	OPP. STRENGTH	TEAM	ADJ.	CONF.	ADJ CONF.
Average RPI Loss:	201	RECORD	PCT. RANK	GAMES	SCHEDULE	OF SCHEDULE	RPI	RPI	RPI	RPI
DIV. I ONLY	12- 14	200	4- 6	344	336	279	279	31	31	
DIV. I NON-CONF.	3- 5	218	0- 0	304	121	228	228	31	31	
TOTALS	RPI 1-25	RPI 26-50	W-L RECORDS	RPI 51-100	RPI 101-150	RPI 150+				
12- 14	0- 1	0- 0	OVERALL	0- 1	0- 1	12- 11				
6- 4	0- 0	0- 0	HOME	0- 0	0- 0	6- 4				
6- 9	0- 1	0- 0	AWAY	0- 0	0- 0	6- 0				
0- 1	0- 0	0- 0	NEUTRAL	0- 0	0- 0	0- 1				
3- 5	0- 1	0- 0	NON-CONFERENCE	0- 1	0- 1	3- 2				
1- 0	0- 0	0- 0	HOME	0- 0	0- 0	1- 0				
2- 4	0- 1	0- 0	AWAY	0- 1	0- 1	2- 1				
0- 1	0- 0	0- 0	NEUTRAL	0- 0	0- 0	0- 1				
9- 9	0- 0	0- 0	CONFERENCE	0- 0	0- 0	9- 9				
5- 4	0- 0	0- 0	HOME	0- 0	0- 0	5- 4				
4- 5	0- 0	0- 0	AWAY	0- 0	0- 0	4- 5				
0- 0	0- 0	0- 0	NEUTRAL	0- 0	0- 0	0- 0				

RPI 1-25				RPI 26-50				RPI 51-100				RPI 101+ Team's RPI: 279			
RPI	S	Opponent	Score	RPI	S	Opponent	Score	RPI	S	Opponent	Score	RPI	S	Opponent	Score
20	A	Texas A&M	30 88					72	A	Georgia Tech	48 96	102	A	TCU	60 69
												155	A	Southern U.	45 72
												155	H	Southern U.	55 65
												183	A	Louisiana Tech	77 68
												186	A	Grambling	66 69
												186	H	Grambling	44 51
												235	A	Texas Southern	65 72
												235	H	Texas Southern	43 50
												251	A	Alabama St.	54 65
												251	H	Alabama St.	63 60
												288	H	Lamar	80 72
												291	A	Wichita St.	36 64
												295	A	Alcorn	65 70
												295	H	Alcorn	58 54
												304	A	Nicholls St.	81 70
												308	A	Jackson St.	62 52
												308	H	Jackson St.	67 77
												324	N	North Dakota St.	58 79
												333	A	Ark.-Pine Bluff	70 66
												333	H	Ark.-Pine Bluff	70 55
												346	A	Alabama A&M	67 52
												346	H	Alabama A&M	93 72
												349	A	Mississippi Val.	81 50
												349	H	Mississippi Val.	80 57
LAST 12 Division I GAMES:															
155	A	Southern U.	45 72	308	H	Jackson St.	67 77								
295	A	Alcorn	65 70	186	H	Grambling	44 51								
346	H	Alabama A&M	93 72	235	H	Texas Southern	43 50								
251	H	Alabama St.	63 60	251	A	Alabama St.	54 65								
349	A	Mississippi Val.	81 50	346	A	Alabama A&M	67 52								
333	A	Ark.-Pine Bluff	70 66	349	H	Mississippi Val.	80 57								

Non-Div I Games: Howard Payne 86 46

Prairie View

Loss, Non-Conf, S Site, H Home A Away N Neutral

Presbyterian

Through Games Of March 5, 2016

Average RPI Win:	267	WON-LOST	WINNING	LAST 10	STRENGTH OF	OPP. STRENGTH	TEAM	ADJ.	CONF.	ADJ CONF.
Average RPI Loss:	181	RECORD	PCT. RANK	GAMES	SCHEDULE	OF SCHEDULE	RPI	RPI	RPI	RPI
DIV. I ONLY	14- 12	151	6- 4	304	280	208	208	26	26	
DIV. I NON-CONF.	1- 5	304	0- 0	338	91	342	342	29	29	
TOTALS	RPI 1-25	RPI 26-50	W-L RECORDS	RPI 51-100	RPI 101-150	RPI 150+				
14- 12	0- 0	0- 0	OVERALL	0- 1	2- 4	12- 7				
9- 2	0- 0	0- 0	HOME	0- 0	1- 1	8- 1				
5- 10	0- 0	0- 0	AWAY	0- 1	1- 3	4- 6				
0- 0	0- 0	0- 0	NEUTRAL	0- 0	0- 0	0- 0				
1- 5	0- 0	0- 0	NON-CONFERENCE	0- 1	0- 2	1- 2				
1- 0	0- 0	0- 0	HOME	0- 0	0- 0	1- 0				
0- 5	0- 0	0- 0	AWAY	0- 1	0- 2	0- 2				
0- 0	0- 0	0- 0	NEUTRAL	0- 0	0- 0	0- 0				
13- 7	0- 0	0- 0	CONFERENCE	0- 0	2- 2	11- 5				
8- 2	0- 0	0- 0	HOME	0- 0	1- 1	7- 1				
5- 5	0- 0	0- 0	AWAY	0- 0	1- 1	4- 4				
0- 0	0- 0	0- 0	NEUTRAL	0- 0	0- 0	0- 0				

RPI 1-25				RPI 26-50				RPI 51-100				RPI 101+				Team's RPI: 208	
RPI	S	Opponent	Score	RPI	S	Opponent	Score	RPI	S	Opponent	Score	RPI	S	Opponent	Score		
								73	A	Vanderbilt	38	56	120	A	Virginia Tech	44	58
												127	A	Liberty	57	49	
												127	H	Liberty	60	42	
												132	A	UNC Asheville	59	68	
												132	H	UNC Asheville	63	72	
												148	A	East Carolina	57	84	
												173	A	Radford	40	42	
												173	H	Radford	53	64	
												199	A	Colorado	60	72	
												206	A	Gardner-Webb	40	51	
												206	H	Gardner-Webb	60	53	
												252	A	High Point	47	61	
												252	H	High Point	82	70	
												268	A	Campbell	69	45	
												268	H	Campbell	64	54	
												283	A	Coastal Caro.	47	60	
												283	H	Coastal Caro.	66	42	
												286	A	Kennesaw St.	47	49	
												294	A	Charleston So.	63	49	
												294	H	Charleston So.	52	37	
												309	A	Longwood	59	38	
												309	H	Longwood	75	49	
												326	A	Winthrop	59	48	
												326	H	Winthrop	77	44	
												348	H	N.C. Central	60	50	
LAST 12 Division I GAMES:																	
				127	A	Liberty	57	49		294	H	Charleston So.	52	37			
				173	A	Radford	40	42		252	A	High Point	47	61			
				326	H	Winthrop	77	44		309	H	Longwood	75	49			
				283	A	Coastal Caro.	47	60		206	H	Gardner-Webb	60	53			
				268	H	Campbell	64	54		132	A	UNC Asheville	59	68			
				206	A	Gardner-Webb	40	51		283	H	Coastal Caro.	66	42			

Non-Div I Games: Warren Wilson 95 56 Columbia (SC) 104 37 Brevard 70 53

Presbyterian

Loss, Non-Conf, S Site, H Home A Away N Neutral

Average RPI Win: 188	WON-LOST	WINNING	LAST 10	STRENGTH OF	OPP. STRENGTH	TEAM	ADJ.	CONF.	ADJ CONF.
Average RPI Loss: 40	RECORD	PCT. RANK	GAMES	SCHEDULE	OF SCHEDULE	RPI	RPI	RPI	RPI
DIV. I ONLY	23- 4	18	10- 0	145	97	32	32	10	10
DIV. I NON-CONF.	11- 3	54	0- 0	205	53	60	60	12	12
TOTALS	RPI 1-25	RPI 26-50	W-L RECORDS	RPI 51-100	RPI 101-150	RPI 150+			
23- 4	1- 1	0- 2	OVERALL	3- 1	1- 0	18- 0			
13- 0	1- 0	0- 0	HOME	2- 0	1- 0	9- 0			
8- 4	0- 1	0- 2	AWAY	1- 1	0- 0	7- 0			
2- 0	0- 0	0- 0	NEUTRAL	0- 0	0- 0	2- 0			
11- 3	1- 1	0- 1	NON-CONFERENCE	1- 1	1- 0	8- 0			
7- 0	1- 0	0- 0	HOME	1- 0	1- 0	4- 0			
2- 3	0- 1	0- 1	AWAY	0- 1	0- 0	2- 0			
2- 0	0- 0	0- 0	NEUTRAL	0- 0	0- 0	2- 0			
12- 1	0- 0	0- 1	CONFERENCE	2- 0	0- 0	10- 0			
6- 0	0- 0	0- 0	HOME	1- 0	0- 0	5- 0			
6- 1	0- 0	0- 1	AWAY	1- 0	0- 0	5- 0			
0- 0	0- 0	0- 0	NEUTRAL	0- 0	0- 0	0- 0			

RPI 1-25				RPI 26-50				Team's RPI: 32	RPI 51-100				RPI 101+			
RPI	S	Opponent	Score	RPI	S	Opponent	Score		RPI	S	Opponent	Score	RPI	S	Opponent	Score
6	A	Ohio St.	70 90	35	A	Penn	48 50		75	H	Michigan	74 57	124	H	Pittsburgh	61 47
18	H	Duquesne	94 66	37	A	Seton Hall	64 71		83	A	Dayton	81 85	157	A	Yale	94 81
									95	A	Harvard	92 83	157	H	Yale	65 50
									95	H	Harvard	79 69	158	H	Fordham	55 44
													159	A	Marist	77 44
													170	A	Cornell	94 57
													170	H	Cornell	71 51
													205	A	Brown	83 57
													205	H	Brown	72 53
													207	H	Hampton	79 55
													214	A	Dartmouth	85 48
													214	H	Dartmouth	68 42
													246	H	Monmouth	81 70
													248	A	Columbia	77 48
													248	H	Columbia	86 54
													271	N	Seattle	85 48
													276	H	American	72 34
													284	A	Rider	78 59
													336	N	UC Irvine	83 42
LAST 12 Division I GAMES:																
214	H	Dartmouth	68 42	248	H	Columbia	86 54		170	H	Cornell	71 51				
95	H	Harvard	79 69						95	A	Harvard	92 83				
170	A	Cornell	94 57						214	A	Dartmouth	85 48				
248	A	Columbia	77 48						157	H	Yale	65 50				
205	A	Brown	83 57						205	H	Brown	72 53				
157	A	Yale	94 81													

Non-Div I Games:

Princeton

Providence

Through Games Of March 5, 2016

Average RPI Win:	206	WON-LOST	WINNING	LAST 10	STRENGTH OF	OPP. STRENGTH	TEAM	ADJ.	CONF.	ADJ CONF.
Average RPI Loss:	99	RECORD	PCT. RANK	GAMES	SCHEDULE	OF SCHEDULE	RPI	RPI	RPI	RPI
DIV. I ONLY	5- 24	320	1- 9	69	88	264	264	6	6	
DIV. I NON-CONF.	4- 6	201	0- 0	89	265	197	197	6	6	
TOTALS	RPI 1-25	RPI 26-50	W-L RECORDS	RPI 51-100	RPI 101-150	RPI 150+				
5- 24	0- 2	0- 4	OVERALL	0- 8	1- 4	4- 6				
4- 11	0- 1	0- 2	HOME	0- 4	1- 1	3- 3				
1- 12	0- 1	0- 2	AWAY	0- 4	0- 2	1- 3				
0- 1	0- 0	0- 0	NEUTRAL	0- 0	0- 1	0- 0				
4- 6	0- 0	0- 0	NON-CONFERENCE	0- 2	0- 2	4- 2				
3- 3	0- 0	0- 0	HOME	0- 1	0- 1	3- 1				
1- 3	0- 0	0- 0	AWAY	0- 1	0- 1	1- 1				
0- 0	0- 0	0- 0	NEUTRAL	0- 0	0- 0	0- 0				
1- 18	0- 2	0- 4	CONFERENCE	0- 6	1- 2	0- 4				
1- 8	0- 1	0- 2	HOME	0- 3	1- 0	0- 2				
0- 9	0- 1	0- 2	AWAY	0- 3	0- 1	0- 2				
0- 1	0- 0	0- 0	NEUTRAL	0- 0	0- 1	0- 0				

RPI 1-25				RPI 26-50				RPI 51-100				RPI 101+				Team's RPI: 264	
RPI	S	Opponent	Score	RPI	S	Opponent	Score	RPI	S	Opponent	Score	RPI	S	Opponent	Score		
19	A	DePaul	50 96	37	A	Seton Hall	54 71	51	A	Albany (NY)	58 71	117	H	Boston College	41 67		
19	H	DePaul	68 91	37	H	Seton Hall	54 64	54	A	St. John's (NY)	54 69	120	A	Virginia Tech	46 62		
				44	A	Villanova	39 67	54	H	St. John's (NY)	61 80	128	A	Creighton	48 72		
				44	H	Villanova	47 76	68	H	FGCU	41 50	128	H	Creighton	61 59		
								91	A	Georgetown	53 63	128	N	Creighton	53 70		
								91	H	Georgetown	51 82	167	A	Xavier	47 72		
								92	A	Marquette	75 105	167	H	Xavier	54 62		
								92	H	Marquette	85 92	181	A	Butler	50 65		
												181	H	Butler	67 77		
												196	H	Richmond	50 57		
												205	A	Brown	47 57		
												211	A	Rhode Island	64 55		
												216	H	Hartford	69 50		
												227	H	Bryant	88 78		
												246	H	Monmouth	71 59		
LAST 12 Division I GAMES:																	
128	N	Creighton	53 70	181	A	Butler	50 65										
37	A	Seton Hall	54 71	167	A	Xavier	47 72										
54	A	St. John's (NY)	54 69	44	H	Villanova	47 76										
92	H	Marquette	85 92	91	H	Georgetown	51 82										
19	H	DePaul	68 91	19	A	DePaul	50 96										
128	H	Creighton	61 59	92	A	Marquette	75 105										

Non-Div I Games:

Providence

Loss, Non-Conf, S Site, H Home A Away N Neutral

Average RPI Win: 134	WON-LOST	WINNING	LAST 10	STRENGTH OF	OPP. STRENGTH	TEAM	ADJ.	CONF.	ADJ CONF.
Average RPI Loss: 55	RECORD	PCT. RANK	GAMES	SCHEDULE	OF SCHEDULE	RPI	RPI	RPI	RPI
DIV. I ONLY	20- 11	86	4- 6	71	20	63	63	5	5
DIV. I NON-CONF.	9- 2	37	0- 0	174	45	80	80	4	4
TOTALS	RPI 1-25	RPI 26-50	W-L RECORDS	RPI 51-100	RPI 101-150	RPI 150+			
20- 11	1- 6	1- 0	OVERALL	8- 3	4- 1	6- 1			
12- 4	0- 1	1- 0	HOME	6- 2	0- 1	5- 0			
5- 5	0- 3	0- 0	AWAY	2- 1	2- 0	1- 1			
3- 2	1- 2	0- 0	NEUTRAL	0- 0	2- 0	0- 0			
9- 2	1- 1	0- 0	NON-CONFERENCE	3- 0	1- 1	4- 0			
6- 1	0- 0	0- 0	HOME	3- 0	0- 1	3- 0			
1- 0	0- 0	0- 0	AWAY	0- 0	0- 0	1- 0			
2- 1	1- 1	0- 0	NEUTRAL	0- 0	1- 0	0- 0			
11- 9	0- 5	1- 0	CONFERENCE	5- 3	3- 0	2- 1			
6- 3	0- 1	1- 0	HOME	3- 2	0- 0	2- 0			
4- 5	0- 3	0- 0	AWAY	2- 1	2- 0	0- 1			
1- 1	0- 1	0- 0	NEUTRAL	0- 0	1- 0	0- 0			

RPI	S	Opponent	Score	RPI	S	Opponent	Score	RPI	S	Opponent	Score	RPI	S	Opponent	Score
6	A	Ohio St.	70 90	45	H	Indiana	63 53	52	H	Rutgers	74 68	101	A	Northwestern	85 71
9	N	Stanford	65 71					57	H	Ball St.	73 63	117	H	Boston College	56 58
10	A	Maryland	59 73					58	A	Iowa	55 63	119	N	LSU	69 52
10	H	Maryland	67 87					58	H	Iowa	90 73	130	A	Penn St.	88 78
14	N	Louisville	62 60					69	H	Maine	56 33	130	N	Penn St.	70 59
17	A	Michigan St.	56 68					75	A	Michigan	65 63	179	H	Illinois	69 65
17	N	Michigan St.	64 65					75	H	Michigan	61 68	195	A	Wisconsin	57 64
								80	H	Minnesota	84 72	195	H	Wisconsin	68 48
								83	H	Dayton	61 58	249	H	Ill.-Chicago	62 51
								96	A	Nebraska	68 50	296	H	Jacksonville St.	67 48
								96	H	Nebraska	61 62	325	A	North Florida	70 47
												329	H	Incarinate Word	95 27
LAST 12 Division I GAMES:															
17	N	Michigan St.	64 65	75	H	Michigan	61 68								
130	N	Penn St.	70 59	10	A	Maryland	59 73								
195	H	Wisconsin	68 48	195	A	Wisconsin	57 64								
52	H	Rutgers	74 68	10	H	Maryland	67 87								
96	A	Nebraska	68 50	130	A	Penn St.	88 78								
58	A	Iowa	55 63	17	A	Michigan St.	56 68								

Non-Div I Games:

Purdue

■ Loss,
■ Non-Conf,
■ S Site,
■ H Home
■ A Away
N Neutral

Quinnipiac

Through Games Of March 5, 2016

Average RPI Win:	229	WON-LOST	WINNING	LAST 10	STRENGTH OF	OPP. STRENGTH	TEAM	ADJ.	CONF.	ADJ CONF.
Average RPI Loss:	136	RECORD	PCT. RANK	GAMES	SCHEDULE	OF SCHEDULE	RPI	RPI	RPI	RPI
DIV. I ONLY	23- 7	41	10- 0	206	240	82	82	23	23	
DIV. I NON-CONF.	5- 4	138	0- 0	41	177	74	74	22	22	
TOTALS	RPI 1-25	RPI 26-50	W-L RECORDS	RPI 51-100	RPI 101-150	RPI 150+				
23- 7	0- 0	0- 0	OVERALL	1- 4	2- 0	20- 3				
12- 1	0- 0	0- 0	HOME	1- 0	1- 0	10- 1				
10- 5	0- 0	0- 0	AWAY	0- 0	1- 0	9- 1				
1- 1	0- 0	0- 0	NEUTRAL	0- 1	0- 0	1- 0				
5- 4	0- 0	0- 0	NON-CONFERENCE	1- 4	0- 0	4- 0				
3- 0	0- 0	0- 0	HOME	1- 0	0- 0	2- 0				
2- 3	0- 0	0- 0	AWAY	0- 3	0- 0	2- 0				
0- 1	0- 0	0- 0	NEUTRAL	0- 1	0- 0	0- 0				
18- 3	0- 0	0- 0	CONFERENCE	0- 0	2- 0	16- 3				
9- 1	0- 0	0- 0	HOME	0- 0	1- 0	8- 1				
8- 2	0- 0	0- 0	AWAY	0- 0	1- 0	7- 2				
1- 0	0- 0	0- 0	NEUTRAL	0- 0	0- 0	1- 0				

RPI 1-25			RPI 26-50			RPI 51-100			Team's RPI: 82	RPI 101+		
RPI	S	Opponent	Score	RPI	S	Opponent	Score	RPI	S	Opponent	Score	RPI
								64	H	Temple	58 56	116
								66	A	Army West Point	57 67	116
								68	A	FGCU	70 71	159
								79	A	Drexel	49 62	159
								91	N	Georgetown	68 80	160
										Northeastern	71 60	200
										Fairfield	64 55	200
										Fairfield	83 58	216
										Hartford	71 69	222
										Canisius	80 68	222
										Canisius	63 54	231
										Siena	69 59	231
										Siena	94 52	245
										Manhattan	81 63	245
										Manhattan	42 52	246
										Monmouth	60 63	246
										Monmouth	85 58	253
										Holy Cross	74 61	277
										Vermont	77 65	284
										Rider	65 47	284
										Rider	64 51	289
										Niagara	61 54	289
										Niagara	70 52	289
										Niagara	74 51	338
										Saint Peter's	65 53	338
										Saint Peter's	66 49	

LAST 12 Division I GAMES:

289 N Niagara	74 51	116 H Iona	62 61
116 A Iona	69 53	289 H Niagara	70 52
200 H Fairfield	83 58	231 A Siena	69 59
284 A Rider	65 47	338 H Saint Peter's	66 49
159 H Marist	76 71	245 A Manhattan	81 63
338 A Saint Peter's	65 53	246 H Monmouth	85 58

Non-Div I Games:

Quinnipiac

Loss, Non-Conf, S Site, H Home A Away N Neutral

Radford

Through Games Of March 5, 2016

Average RPI Win:	263	WON-LOST	WINNING	LAST 10	STRENGTH OF	OPP. STRENGTH	TEAM	ADJ.	CONF.	ADJ CONF.
Average RPI Loss:	166	RECORD	PCT. RANK	GAMES	SCHEDULE	OF SCHEDULE	RPI	RPI	RPI	RPI
DIV. I ONLY	15- 12	146	7- 3	261	284	173	173	26	26	
DIV. I NON-CONF.	2- 5	253	0- 0	220	99	256	256	29	29	
TOTALS	RPI 1-25	RPI 26-50	W-L RECORDS	RPI 51-100	RPI 101-150	RPI 150+				
15- 12	0- 0	0- 1	OVERALL	0- 0	0- 6	15- 5				
9- 3	0- 0	0- 0	HOME	0- 0	0- 2	9- 1				
6- 9	0- 0	0- 1	AWAY	0- 0	0- 4	6- 4				
0- 0	0- 0	0- 0	NEUTRAL	0- 0	0- 0	0- 0				
2- 5	0- 0	0- 1	NON-CONFERENCE	0- 0	0- 2	2- 2				
2- 0	0- 0	0- 0	HOME	0- 0	0- 0	2- 0				
0- 5	0- 0	0- 1	AWAY	0- 0	0- 2	0- 2				
0- 0	0- 0	0- 0	NEUTRAL	0- 0	0- 0	0- 0				
13- 7	0- 0	0- 0	CONFERENCE	0- 0	0- 4	13- 3				
7- 3	0- 0	0- 0	HOME	0- 0	0- 2	7- 1				
6- 4	0- 0	0- 0	AWAY	0- 0	0- 2	6- 2				
0- 0	0- 0	0- 0	NEUTRAL	0- 0	0- 0	0- 0				

Radford

Radford

RPI 1-25			RPI 26-50			RPI 51-100			RPI 101+ Team's RPI: 173		
RPI	S	Opponent	Score	RPI	S	Opponent	Score	RPI	S	Opponent	Score
				49	A	North Carolina St.	52 67				
								120	A	Virginia Tech	40 47
								126	A	Youngstown St.	53 54
								127	A	Liberty	53 67
								127	H	Liberty	43 49
								132	A	UNC Asheville	48 58
								132	H	UNC Asheville	46 54
								167	A	Xavier	56 63
								169	H	George Mason	66 63
								187	H	Davidson	79 68
								206	A	Gardner-Webb	50 54
								206	H	Gardner-Webb	54 51
								208	A	Presbyterian	64 53
								208	H	Presbyterian	42 40
								252	A	High Point	66 71
								252	H	High Point	54 56
								268	A	Campbell	57 32
								268	H	Campbell	62 59
								283	A	Coastal Caro.	49 36
								283	H	Coastal Caro.	61 45
								294	A	Charleston So.	61 50
								294	H	Charleston So.	55 40
								305	A	Wofford	70 79
								309	A	Longwood	79 67
								309	H	Longwood	80 64
								326	A	Winthrop	67 38
								326	H	Winthrop	66 44
LAST 12 Division I GAMES:											
268	A	Campbell	57 32	206	H	Gardner-Webb	54 51				
208	H	Presbyterian	42 40	127	A	Liberty	53 67				
326	A	Winthrop	67 38	283	A	Coastal Caro.	49 36				
309	H	Longwood	80 64	132	H	UNC Asheville	46 54				
132	A	UNC Asheville	48 58	252	H	High Point	54 56				
294	A	Charleston So.	61 50	206	A	Gardner-Webb	50 54				

Non-Div I Games: Concord 92 36 Lees-McRae 84 39

Radford

Loss, Non-Conf, S Site, H Home A Away N Neutral

Rhode Island

Through Games Of March 5, 2016

Average RPI Win:	234	WON-LOST	WINNING	LAST 10	STRENGTH OF	OPP. STRENGTH	TEAM	ADJ.	CONF.	ADJ CONF.
Average RPI Loss:	105	RECORD	PCT. RANK	GAMES	SCHEDULE	OF SCHEDULE	RPI	RPI	RPI	RPI
DIV. I ONLY	12- 18	234	2- 8	174	98	211	211	7	7	
DIV. I NON-CONF.	6- 6	160	0- 0	295	176	234	234	8	8	
TOTALS	RPI 1-25	RPI 26-50	W-L RECORDS	RPI 51-100	RPI 101-150	RPI 150+				
12- 18	0- 3	0- 2	OVERALL	1- 5	1- 2	10- 6				
5- 9	0- 2	0- 1	HOME	1- 3	0- 0	4- 3				
6- 7	0- 1	0- 1	AWAY	0- 1	0- 2	6- 2				
1- 2	0- 0	0- 0	NEUTRAL	0- 1	1- 0	0- 1				
6- 6	0- 1	0- 0	NON-CONFERENCE	1- 1	0- 1	5- 3				
3- 3	0- 1	0- 0	HOME	1- 1	0- 0	2- 1				
3- 2	0- 0	0- 0	AWAY	0- 0	0- 1	3- 1				
0- 1	0- 0	0- 0	NEUTRAL	0- 0	0- 0	0- 1				
6- 12	0- 2	0- 2	CONFERENCE	0- 4	1- 1	5- 3				
2- 6	0- 1	0- 1	HOME	0- 2	0- 0	2- 2				
3- 5	0- 1	0- 1	AWAY	0- 1	0- 1	3- 1				
1- 1	0- 0	0- 0	NEUTRAL	0- 1	1- 0	0- 0				

RPI	S	Opponent	Score	RPI	S	Opponent	Score	RPI	S	Opponent	Score	RPI	S	Opponent	Score	Team's RPI: 211
13	H	Syracuse	54 57	33	A	George Washington	52 68	51	H	Albany (NY)	58 67	113	A	Saint Joseph's	63 74	
18	A	Duquesne	56 61	34	H	St. Bonaventure	56 69	53	A	Saint Louis	60 77	113	N	Saint Joseph's	81 76	
18	H	Duquesne	70 79					53	N	Saint Louis	59 70	133	A	Marshall	62 72	
								71	H	VCU	36 49	158	A	Fordham	42 50	
								83	H	Dayton	53 67	169	H	George Mason	65 68	
								95	H	Harvard	56 52	187	H	Davidson	78 62	
												196	A	Richmond	57 50	
												205	A	Brown	63 67	
												207	N	Hampton	54 59	
												214	A	Dartmouth	57 41	
												221	A	Massachusetts	80 79	
												221	H	Massachusetts	64 71	
												248	H	Columbia	57 56	
												264	H	Providence	55 64	
												281	A	La Salle	72 61	
												281	H	La Salle	62 52	
												310	A	FIU	68 50	
												320	H	UMass Lowell	72 64	
												344	A	Boston U.	57 41	
LAST 12 Division I GAMES:																
53	N	Saint Louis	59 70	169	H	George Mason	65 68									
113	N	Saint Joseph's	81 76	18	A	Duquesne	56 61									
53	A	Saint Louis	60 77	83	H	Dayton	53 67									
221	H	Massachusetts	64 71	281	H	La Salle	62 52									
113	A	Saint Joseph's	63 74	158	A	Fordham	42 50									
71	H	VCU	36 49	221	A	Massachusetts	80 79									

Non-Div I Games:

Rhode Island

■ Loss,
■ Non-Conf,
■ S Site,
■ H Home
■ A Away
N Neutral

Average RPI Win:	221	WON-LOST	WINNING	LAST 10	STRENGTH OF	OPP. STRENGTH	TEAM	ADJ.	CONF.	ADJ CONF.
Average RPI Loss:	130	RECORD	PCT. RANK	GAMES	SCHEDULE	OF SCHEDULE	RPI	RPI	RPI	RPI
DIV. I ONLY	8- 21	288	4- 6	102	125	234	234	13	13	
DIV. I NON-CONF.	1- 10	330	0- 0	76	155	260	260	11	11	
TOTALS	RPI 1-25	RPI 26-50	W-L RECORDS	RPI 51-100	RPI 101-150	RPI 150+				
8- 21	0- 3	0- 2	OVERALL	0- 4	0- 2	8- 10				
4- 10	0- 1	0- 1	HOME	0- 3	0- 0	4- 5				
4- 11	0- 2	0- 1	AWAY	0- 1	0- 2	4- 5				
0- 0	0- 0	0- 0	NEUTRAL	0- 0	0- 0	0- 0				
1- 10	0- 3	0- 0	NON-CONFERENCE	0- 1	0- 1	1- 5				
0- 5	0- 1	0- 0	HOME	0- 1	0- 0	0- 3				
1- 5	0- 2	0- 0	AWAY	0- 0	0- 1	1- 2				
0- 0	0- 0	0- 0	NEUTRAL	0- 0	0- 0	0- 0				
7- 11	0- 0	0- 2	CONFERENCE	0- 3	0- 1	7- 5				
4- 5	0- 0	0- 1	HOME	0- 2	0- 0	4- 2				
3- 6	0- 0	0- 1	AWAY	0- 1	0- 1	3- 3				
0- 0	0- 0	0- 0	NEUTRAL	0- 0	0- 0	0- 0				

RPI 1-25				RPI 26-50				RPI 51-100				RPI 101+ Team's RPI: 234			
RPI	S	Opponent	Score	RPI	S	Opponent	Score	RPI	S	Opponent	Score	RPI	S	Opponent	Score
2	A	Baylor	38 89	30	H	UTEP	54 60	67	H	Middle Tenn.	60 61	133	A	Marshall	52 81
7	H	Texas	47 70	38	A	Western Ky.	49 52	77	A	Charlotte	63 68	144	A	McNeese St.	53 61
12	A	Kentucky	39 72					77	H	Charlotte	58 69	154	A	Old Dominion	52 61
								95	H	Harvard	61 67	154	H	Old Dominion	68 46
												164	A	Fla. Atlantic	75 54
												165	H	UAB	55 64
												171	A	Southern Miss.	62 68
												171	H	Southern Miss.	49 59
												174	H	Loyola Chicago	50 57
												183	A	Louisiana Tech	61 63
												183	H	Louisiana Tech	84 77
												197	A	SFA	45 59
												235	H	Texas Southern	66 69
												236	A	Sam Houston St.	58 46
												239	A	North Texas	79 73
												239	H	North Texas	100 97
												246	H	UTSA	49 48
												285	H	Houston	59 62
												310	A	FIU	68 62
												313	A	A&M-Corpus Christi	55 60
LAST 12 Division I GAMES:															
154	A	Old Dominion	52 61	154	H	Old Dominion	68 46	77	H	Charlotte	58 69	171	A	Southern Miss.	62 68
77	A	Charlotte	63 68	183	H	Louisiana Tech	84 77	183	A	Louisiana Tech	61 63	239	A	North Texas	79 73
183	H	Louisiana Tech	84 77	171	H	Southern Miss.	49 59	67	H	Middle Tenn.	60 61				
171	H	Southern Miss.	49 59	310	A	FIU	68 62								
310	A	FIU	68 62	164	A	Fla. Atlantic	75 54								
164	A	Fla. Atlantic	75 54												

Non-Div I Games:

Rice

■ Loss,
■ Non-Conf,
■ S Site,
■ H Home
■ A Away
N Neutral

Average RPI Win: 213	WON-LOST	WINNING	LAST 10	STRENGTH OF	OPP. STRENGTH	TEAM	ADJ.	CONF.	ADJ CONF.
Average RPI Loss: 104	RECORD	PCT. RANK	GAMES	SCHEDULE	OF SCHEDULE	RPI	RPI	RPI	RPI
DIV. I ONLY	13- 18	221	4- 6	142	90	196	196	7	7
DIV. I NON-CONF.	7- 6	156	0- 0	289	157	217	217	8	8
TOTALS	RPI 1-25	RPI 26-50	W-L RECORDS	RPI 51-100	RPI 101-150	RPI 150+			
13- 18	0- 1	0- 4	OVERALL	1- 5	0- 4	12- 4			
6- 8	0- 1	0- 2	HOME	1- 1	0- 1	5- 3			
4- 8	0- 0	0- 2	AWAY	0- 2	0- 3	4- 1			
3- 2	0- 0	0- 0	NEUTRAL	0- 2	0- 0	3- 0			
7- 6	0- 0	0- 1	NON-CONFERENCE	0- 1	0- 2	7- 2			
4- 2	0- 0	0- 1	HOME	0- 0	0- 0	4- 1			
1- 3	0- 0	0- 0	AWAY	0- 0	0- 2	1- 1			
2- 1	0- 0	0- 0	NEUTRAL	0- 1	0- 0	2- 0			
6- 12	0- 1	0- 3	CONFERENCE	1- 4	0- 2	5- 2			
2- 6	0- 1	0- 1	HOME	1- 1	0- 1	1- 2			
3- 5	0- 0	0- 2	AWAY	0- 2	0- 1	3- 0			
1- 1	0- 0	0- 0	NEUTRAL	0- 1	0- 0	1- 0			

RPI	S	Opponent	Score	RPI	S	Opponent	Score	RPI	S	Opponent	Score	RPI	S	Opponent	Score	Team's RPI: 196
18	H	Duquesne	44 65	33	A	George Washington	53 55	53	A	Saint Louis	48 73	109	A	Virginia	51 71	
				33	H	George Washington	47 62	71	A	VCU	42 53	113	A	Saint Joseph's	53 64	
				34	A	St. Bonaventure	43 66	71	H	VCU	62 50	113	H	Saint Joseph's	57 59	
				36	H	James Madison	47 73	71	N	VCU	42 62	138	A	Wake Forest	33 43	
								83	H	Dayton	48 60	154	H	Old Dominion	62 57	
								92	N	Marquette	80 98	158	H	Fordham	52 48	
												169	A	George Mason	57 50	
												178	H	Eastern Ky.	81 62	
												187	H	Davidson	59 67	
												187	N	Davidson	70 51	
												203	H	William & Mary	56 50	
												211	H	Rhode Island	50 57	
												215	H	Furman	62 69	
												221	A	Massachusetts	74 68	
												262	A	Appalachian St.	59 73	
												264	A	Providence	57 50	
												269	H	UNCW	63 53	
												281	A	La Salle	60 43	
												291	N	Wichita St.	63 50	
												328	N	Lafayette	54 46	
LAST 12 Division I GAMES:																
				71	N	VCU	42 62	71	H	VCU	62 50					
				187	N	Davidson	70 51	187	H	Davidson	59 67					
				113	H	Saint Joseph's	57 59	33	H	George Washington	47 62					
				33	A	George Washington	53 55	53	A	Saint Louis	48 73					
				169	A	George Mason	57 50	34	A	St. Bonaventure	43 66					
				158	H	Fordham	52 48	18	H	Duquesne	44 65					

Non-Div I Games:

Richmond

■ Loss,
 ■ Non-Conf,
 S Site,
 ■ Home
 ■ Away
 N Neutral

Average RPI Win: 286		WON-LOST	WINNING	LAST 10	STRENGTH OF	OPP. STRENGTH	TEAM	ADJ.	CONF.	ADJ CONF.
Average RPI Loss: 168		RECORD	PCT. RANK	GAMES	SCHEDULE	OF SCHEDULE	RPI	RPI	RPI	RPI
DIV. I ONLY		8- 22	291	4- 6	204	276	284	284	23	23
DIV. I NON-CONF.		3- 6	234	0- 0	84	315	206	206	22	22
TOTALS	RPI 1-25		RPI 26-50		W-L RECORDS		RPI 51-100		RPI 101-150	RPI 150+
8- 22	0- 0		0- 1		OVERALL		0- 4		0- 3	8- 14
4- 9	0- 0		0- 1		HOME		0- 1		0- 1	4- 6
4- 11	0- 0		0- 0		AWAY		0- 2		0- 2	4- 7
0- 2	0- 0		0- 0		NEUTRAL		0- 1		0- 0	0- 1
3- 6	0- 0		0- 1		NON-CONFERENCE		0- 2		0- 1	3- 2
2- 1	0- 0		0- 1		HOME		0- 0		0- 0	2- 0
1- 3	0- 0		0- 0		AWAY		0- 1		0- 1	1- 1
0- 2	0- 0		0- 0		NEUTRAL		0- 1		0- 0	0- 1
5- 16	0- 0		0- 0		CONFERENCE		0- 2		0- 2	5- 12
2- 8	0- 0		0- 0		HOME		0- 1		0- 1	2- 6
3- 8	0- 0		0- 0		AWAY		0- 1		0- 1	3- 6
0- 0	0- 0		0- 0		NEUTRAL		0- 0		0- 0	0- 0

[illegible]

Non-Div I Games:

Rider

Loss, Non-Conf, S Site, H Home A Away N Neutral

Report Header				Through Games of March 5, 1910						
Average RPI Win:	282	WON-LOST	WINNING	LAST 10	STRENGTH OF	OPP. STRENGTH	TEAM	ADJ.	CONF.	ADJ CONF.
Average RPI Loss:	197	RECORD	PCT. RANK	GAMES	SCHEDULE	OF SCHEDULE	RPI	RPI	RPI	RPI
DIV. I ONLY	16- 12	132	6- 4	317	329	209	209	30	30	
DIV. I NON-CONF.	5- 5	160	0- 0	191	131	140	140	32	32	

TOTALS	RPI 1-25	RPI 26-50		W-L RECORDS		RPI 51-100	RPI 101-150	RPI 150+		
16- 12	0- 1	0- 0		OVERALL		0- 2	0- 2	16- 7		
9- 3	0- 0	0- 0		HOME		0- 0	0- 1	9- 2		
7- 9	0- 0	0- 0		AWAY		0- 0	0- 0	7- 0		
0- 0	0- 0	0- 0		NEUTRAL		0- 0	0- 0	0- 0		
5- 5	0- 1	0- 0		NON-CONFERENCE		0- 2	0- 2	5- 0		
2- 1	0- 0	0- 0		HOME		0- 0	0- 1	2- 0		
3- 4	0- 1	0- 0		AWAY		0- 2	0- 1	3- 0		
0- 0	0- 0	0- 0		NEUTRAL		0- 0	0- 0	0- 0		
11- 7	0- 0	0- 0		CONFERENCE		0- 0	0- 0	11- 7		
7- 2	0- 0	0- 0		HOME		0- 0	0- 0	7- 2		
4- 5	0- 0	0- 0		AWAY		0- 0	0- 0	4- 5		
0- 0	0- 0	0- 0		NEUTRAL		0- 0	0- 0	0- 0		

[illegible]

Non-Div I Games: West Va. Wesleyan 124 59

Robert Morris

Loss, Non-Conf, S Site, H Home A Away N Neutral

Average RPI Win:	121	WON-LOST	WINNING	LAST 10	STRENGTH OF	OPP. STRENGTH	TEAM	ADJ.	CONF.	ADJ CONF.
Average RPI Loss:	36	RECORD	PCT. RANK	GAMES	SCHEDULE	OF SCHEDULE	RPI	RPI	RPI	RPI
DIV. I ONLY	18- 14	143	5- 5	14	16	52	52	5	5	
DIV. I NON-CONF.	9- 3	69	0- 0	26	11	18	18	4	4	
TOTALS	RPI 1-25	RPI 26-50	W-L RECORDS	RPI 51-100	RPI 101-150	RPI 150+				
18- 14	1- 7	0- 2	OVERALL	6- 5	7- 0	4- 0				
11- 4	0- 3	0- 0	HOME	4- 1	4- 0	3- 0				
3- 9	0- 3	0- 2	AWAY	0- 4	2- 0	1- 0				
4- 1	1- 1	0- 0	NEUTRAL	2- 0	1- 0	0- 0				
9- 3	1- 1	0- 1	NON-CONFERENCE	2- 1	5- 0	1- 0				
5- 1	0- 0	0- 0	HOME	1- 1	3- 0	1- 0				
1- 2	0- 1	0- 1	AWAY	0- 0	1- 0	0- 0				
3- 0	1- 0	0- 0	NEUTRAL	1- 0	1- 0	0- 0				
9- 11	0- 6	0- 1	CONFERENCE	4- 4	2- 0	3- 0				
6- 3	0- 3	0- 0	HOME	3- 0	1- 0	2- 0				
2- 7	0- 2	0- 1	AWAY	0- 4	1- 0	1- 0				
1- 1	0- 1	0- 0	NEUTRAL	1- 0	0- 0	0- 0				

RPI 1-25				RPI 26-50				RPI 51-100 Team's RPI: 52				RPI 101+			
RPI	S	Opponent	Score	RPI	S	Opponent	Score	RPI	S	Opponent	Score	RPI	S	Opponent	Score
6	A	Ohio St.	78 90	37	A	Seton Hall	49 77	54	H	St. John's (NY)	62 69	101	H	Northwestern	61 59
6	H	Ohio St.	58 67	45	A	Indiana	48 64	58	A	Iowa	65 69	109	N	Virginia	60 48
6	N	Ohio St.	58 73					63	A	Purdue	68 74	113	A	Saint Joseph's	78 65
10	H	Maryland	59 73					64	H	Temple	61 51	116	H	Iona	58 33
15	A	Florida St.	43 65					74	N	Tulane	75 51	119	H	LSU	69 57
17	A	Michigan St.	48 59					75	H	Michigan	72 50	130	A	Penn St.	74 62
17	H	Michigan St.	67 70					80	A	Minnesota	72 85	139	H	Arkansas	60 40
23	N	Green Bay	54 43					80	H	Minnesota	66 55	179	A	Illinois	63 56
								96	A	Nebraska	54 65	179	H	Illinois	67 54
								96	H	Nebraska	66 56	195	H	Wisconsin	61 41
								96	N	Nebraska	66 63	292	H	Savannah St.	65 26
LAST 12 Division I GAMES:															
		6 N Ohio St.	58 73			179 A Illinois	63 56								
		96 N Nebraska	66 63			101 H Northwestern	61 59								
		75 H Michigan	72 50			130 A Penn St.	74 62								
		63 A Purdue	68 74			80 A Minnesota	72 85								
		10 H Maryland	59 73			96 H Nebraska	66 56								
		17 H Michigan St.	67 70			45 A Indiana	48 64								

Non-Div I Games:

Rutgers

■ Loss,
■ Non-Conf, S Site,
■ Home
■ Away
N Neutral

Average RPI Win:	247	WON-LOST	WINNING	LAST 10	STRENGTH OF	OPP. STRENGTH	TEAM	ADJ.	CONF.	ADJ CONF.
Average RPI Loss:	178	RECORD	PCT. RANK	GAMES	SCHEDULE	OF SCHEDULE	RPI	RPI	RPI	RPI
DIV. I ONLY	15- 11	130	9- 1	295	260	197	197	25	25	
DIV. I NON-CONF.	3- 5	218	0- 0	165	214	216	216	26	26	
TOTALS	RPI 1-25	RPI 26-50	W-L RECORDS	RPI 51-100	RPI 101-150	RPI 150+				
15- 11	0- 0	0- 0	OVERALL	0- 2	3- 4	12- 5				
7- 4	0- 0	0- 0	HOME	0- 2	2- 1	5- 1				
6- 5	0- 0	0- 0	AWAY	0- 0	0- 1	6- 3				
2- 2	0- 0	0- 0	NEUTRAL	0- 0	1- 1	1- 1				
3- 5	0- 0	0- 0	NON-CONFERENCE	0- 0	1- 3	2- 2				
1- 1	0- 0	0- 0	HOME	0- 0	0- 1	1- 0				
0- 2	0- 0	0- 0	AWAY	0- 0	0- 1	0- 1				
2- 2	0- 0	0- 0	NEUTRAL	0- 0	1- 1	1- 1				
12- 6	0- 0	0- 0	CONFERENCE	0- 2	2- 1	10- 3				
6- 3	0- 0	0- 0	HOME	0- 2	2- 0	4- 1				
6- 3	0- 0	0- 0	AWAY	0- 0	0- 1	6- 2				
0- 0	0- 0	0- 0	NEUTRAL	0- 0	0- 0	0- 0				

RPI S	Opponent	Score	RPI S	Opponent	Score	RPI S	Opponent	Score	RPI S	Opponent	Score	Team's RPI: 197
76	H Abilene Christian	70 85				102	A TCU	55 88				
99	H Central Ark.	53 55				114	A Northwestern St.	51 72				
						114	H Northwestern St.	68 52				
						115	N IUPUI	55 62				
						144	H McNeese St.	80 55				
						145	N SIUE	82 74				
						147	H UT Arlington	63 67				
						182	N Weber St.	46 56				
						183	A Louisiana Tech	44 76				
						224	N Indiana St.	71 62				
						234	H Rice	59 45				
						236	A Sam Houston St.	65 59				
						236	H Sam Houston St.	70 63				
						250	A Houston Baptist	64 50				
						250	H Houston Baptist	66 54				
						288	A Lamar	79 77				
						288	H Lamar	60 64				
						304	A Nicholls St.	89 67				
						313	A A&M-Corpus Christi	71 66				
						313	H A&M-Corpus Christi	72 59				
						317	A Southeastern La.	56 65				
						329	A Incarnate Word	82 66				
						329	H Incarnate Word	74 62				
						331	A New Orleans	57 58				
LAST 12 Division I GAMES:												
236	A Sam Houston St.	65 59	313	H A&M-Corpus Christi	72 59							
114	A Northwestern St.	51 72	329	H Incarnate Word	74 62							
250	H Houston Baptist	66 54	250	A Houston Baptist	64 50							
329	A Incarnate Word	82 66	114	H Northwestern St.	68 52							
304	A Nicholls St.	89 67	313	A A&M-Corpus Christi	71 66							
288	A Lamar	79 77	236	H Sam Houston St.	70 63							

Non-Div I Games: Texas-Tyler 91 69 Tex. A&M-Commerce 75 65 LSU-Shreveport 94 39

SFA

Loss, Non-Conf, S Site, H Home A Away N Neutral

SIUE				Through Games Of March 5, 2016						
Average RPI Win:	250	WON-LOST	WINNING	LAST 10	STRENGTH OF	OPP. STRENGTH	TEAM	ADJ.	CONF.	ADJ CONF.
Average RPI Loss:	143	RECORD	PCT. RANK	GAMES	SCHEDULE	OF SCHEDULE	RPI	RPI	RPI	RPI
DIV. I ONLY	18- 13	127	6- 4	212	255	145	145	24	24	
DIV. I NON-CONF.	5- 8	209	0- 0	128	248	180	180	24	24	
TOTALS	RPI 1-25	RPI 26-50	W-L RECORDS	RPI 51-100	RPI 101-150	RPI 150+				
18- 13	0- 0	0- 2	OVERALL	2- 2	0- 4	16- 5				
9- 3	0- 0	0- 0	HOME	2- 0	0- 2	7- 1				
8- 8	0- 0	0- 2	AWAY	0- 1	0- 2	8- 3				
1- 2	0- 0	0- 0	NEUTRAL	0- 1	0- 0	1- 1				
5- 8	0- 0	0- 2	NON-CONFERENCE	1- 1	0- 2	4- 3				
3- 1	0- 0	0- 0	HOME	1- 0	0- 1	2- 0				
2- 6	0- 0	0- 2	AWAY	0- 1	0- 1	2- 2				
0- 1	0- 0	0- 0	NEUTRAL	0- 0	0- 0	0- 1				
13- 5	0- 0	0- 0	CONFERENCE	1- 1	0- 2	12- 2				
6- 2	0- 0	0- 0	HOME	1- 0	0- 1	5- 1				
6- 2	0- 0	0- 0	AWAY	0- 0	0- 1	6- 1				
1- 1	0- 0	0- 0	NEUTRAL	0- 1	0- 0	1- 0				

S
I
U
E

RPI 1-25			RPI 26-50			RPI 51-100			RPI 101+ Team's RPI: 145		
RPI	S	Opponent	Score	RPI	S	Opponent	Score	RPI	S	Opponent	Score
28	A	Oklahoma St.	61 86	53	H	Saint Louis	71 64	104	A	UT Martin	50 86
43	A	Missouri	46 75	70	A	Central Mich.	65 78	104	H	UT Martin	79 85
				78	H	Belmont	73 60	115	H	IUPUI	67 85
				78	N	Belmont	68 92	137	A	Southern Ill.	57 71
								178	H	Eastern Ky.	89 74
								197	N	SFA	74 82
								226	A	Western Ill.	74 78
								232	A	Southeast Mo. St.	89 75
								232	H	Southeast Mo. St.	80 73
								232	N	Southeast Mo. St.	80 76
								240	A	Valparaiso	56 69
								256	A	Tennessee St.	61 73
								259	H	Northern Ill.	93 67
								260	H	Omaha	90 86
								263	A	Murray St.	64 61
								263	H	Murray St.	76 79
								270	A	Austin Peay	72 61
								270	H	Austin Peay	94 75
								280	A	Tennessee Tech	83 68
								296	A	Jacksonville St.	62 57
								302	A	UMKC	63 58
								306	H	Morehead St.	90 81
								314	A	Illinois St.	65 57
								339	A	Eastern Ill.	66 56
								339	H	Eastern Ill.	87 75
LAST 12 Division I GAMES:											
78	N	Belmont	68 92	263	H	Murray St.	76 79	306	H	Morehead St.	90 81
232	N	Southeast Mo. St.	80 76	104	H	UT Martin	79 85	314	A	Illinois St.	65 57
339	A	Eastern Ill.	66 56	339	H	Eastern Ill.	87 75	339	A	Eastern Ill.	66 56
232	A	Southeast Mo. St.	89 75	270	A	Austin Peay	72 61	339	H	Eastern Ill.	87 75
104	A	UT Martin	50 86	263	A	Murray St.	64 61				
270	H	Austin Peay	94 75	232	H	Southeast Mo. St.	80 73				

Non-Div I Games:

SIUE

Loss, Non-Conf, S Site, H Home A Away N Neutral

Average RPI Win:	199	WON-LOST	WINNING	LAST 10	STRENGTH OF	OPP. STRENGTH	TEAM	ADJ.	CONF.	ADJ CONF.
Average RPI Loss:	98	RECORD	PCT. RANK	GAMES	SCHEDULE	OF SCHEDULE	RPI	RPI	RPI	RPI
DIV. I ONLY	13- 18	221	4- 6	131	74	192	192	9	9	
DIV. I NON-CONF.	5- 6	180	0- 0	152	38	195	195	7	7	
TOTALS	RPI 1-25	RPI 26-50	W-L RECORDS	RPI 51-100	RPI 101-150	RPI 150+				
13- 18	0- 5	0- 3	OVERALL	1- 3	4- 2	8- 5				
8- 7	0- 2	0- 1	HOME	1- 1	3- 1	4- 2				
2- 9	0- 2	0- 1	AWAY	0- 2	0- 1	2- 3				
3- 2	0- 1	0- 1	NEUTRAL	0- 0	1- 0	2- 0				
5- 6	0- 3	0- 0	NON-CONFERENCE	0- 0	2- 1	3- 2				
3- 3	0- 1	0- 0	HOME	0- 0	1- 1	2- 1				
0- 2	0- 1	0- 0	AWAY	0- 0	0- 0	0- 1				
2- 1	0- 1	0- 0	NEUTRAL	0- 0	1- 0	1- 0				
8- 12	0- 2	0- 3	CONFERENCE	1- 3	2- 1	5- 3				
5- 4	0- 1	0- 1	HOME	1- 1	2- 0	2- 1				
2- 7	0- 1	0- 1	AWAY	0- 2	0- 1	2- 2				
1- 1	0- 0	0- 1	NEUTRAL	0- 0	0- 0	1- 0				

RPI	S	Opponent	Score	RPI	S	Opponent	Score	RPI	S	Opponent	Score	RPI	S	Opponent	Score	Team's RPI: 192
4	A	UConn	41 88	26	A	South Fla.	56 83	64	A	Temple	35 55	102	H	TCU	79 89	
4	H	UConn	37 90	26	H	South Fla.	48 66	64	H	Temple	69 67	108	H	Memphis	58 49	
11	H	Arizona St.	57 64	26	N	South Fla.	60 73	74	A	Tulane	64 76	114	H	Northwestern St.	74 36	
20	A	Texas A&M	55 67					74	H	Tulane	42 54	123	N	Arizona	58 46	
22	N	Mississippi St.	70 72									148	A	East Carolina	61 78	
												148	H	East Carolina	74 67	
												176	H	New Mexico	58 63	
												188	A	Tulsa	54 56	
												188	H	Tulsa	62 45	
												206	N	Gardner-Webb	69 61	
												217	H	Kansas	73 64	
												237	A	Cincinnati	73 55	
												239	A	North Texas	57 60	
												278	A	UCF	54 66	
												278	H	UCF	65 50	
												278	N	UCF	83 74	
												285	A	Houston	50 48	
												285	H	Houston	54 63	
												340	H	Cal St. Fullerton	74 53	
LAST 12 Division I GAMES:																
		26	N	South Fla.	60	73	188	H	Tulsa	62	45					
		278	N	UCF	83	74	74	A	Tulane	64	76					
		148	A	East Carolina	61	78	148	H	East Carolina	74	67					
		285	H	Houston	54	63	278	H	UCF	65	50					
		4	A	UConn	41	88	64	A	Temple	35	55					
		278	A	UCF	54	66	26	H	South Fla.	48	66					

Non-Div I Games:

SMU

■ Loss,
 ■ Non-Conf,
 ■ S Site,
 ■ Home
 ■ Away
 N Neutral

Sacramento St.

Through Games Of March 5, 2016

Average RPI Win:	242	WON-LOST	WINNING	LAST 10	STRENGTH OF	OPP. STRENGTH	TEAM	ADJ.	CONF.	ADJ CONF.
Average RPI Loss:	126	RECORD	PCT. RANK	GAMES	SCHEDULE	OF SCHEDULE	RPI	RPI	RPI	RPI
DIV. I ONLY	13- 16	204	6- 4	112	247	168	168	19	19	
DIV. I NON-CONF.	3- 8	258	0- 0	87	123	201	201	23	23	
TOTALS	RPI 1-25	RPI 26-50	W-L RECORDS	RPI 51-100	RPI 101-150	RPI 150+				
13- 16	0- 1	0- 1	OVERALL	0- 3	0- 4	13- 7				
6- 7	0- 1	0- 0	HOME	0- 2	0- 2	6- 2				
7- 8	0- 0	0- 0	AWAY	0- 1	0- 2	7- 5				
0- 1	0- 0	0- 1	NEUTRAL	0- 0	0- 0	0- 0				
3- 8	0- 1	0- 1	NON-CONFERENCE	0- 2	0- 2	3- 2				
1- 3	0- 1	0- 0	HOME	0- 1	0- 1	1- 0				
2- 4	0- 0	0- 0	AWAY	0- 1	0- 1	2- 2				
0- 1	0- 0	0- 1	NEUTRAL	0- 0	0- 0	0- 0				
10- 8	0- 0	0- 0	CONFERENCE	0- 1	0- 2	10- 5				
5- 4	0- 0	0- 0	HOME	0- 1	0- 1	5- 2				
5- 4	0- 0	0- 0	AWAY	0- 0	0- 1	5- 3				
0- 0	0- 0	0- 0	NEUTRAL	0- 0	0- 0	0- 0				

RPI 1-25				RPI 26-50				RPI 51-100				RPI 101+ Team's RPI: 168			
RPI	S	Opponent	Score	RPI	S	Opponent	Score	RPI	S	Opponent	Score	RPI	S	Opponent	Score
8	H	UCLA	76 109	44	N	Villanova	54 78	84	A	California	99 117	107	A	New Mexico St.	77 80
								90	H	San Francisco	94 95	121	H	Hawaii	72 74
								97	H	North Dakota	79 86	136	A	Idaho	60 107
												136	H	Idaho	88 98
												151	A	Montana St.	99 116
												151	H	Montana St.	79 80
												162	A	Montana	83 90
												162	H	Montana	83 75
												175	H	Northern Colo.	83 72
												176	A	New Mexico	71 84
												180	A	Eastern Wash.	94 91
												180	H	Eastern Wash.	83 100
												182	A	Weber St.	66 77
												182	H	Weber St.	87 64
												189	A	Cal Poly	72 97
												190	A	UC Davis	92 77
												201	A	Idaho St.	68 59
												201	H	Idaho St.	83 62
												225	A	Utah St.	95 86
												311	A	Northern Ariz.	111 79
												323	A	Portland St.	126 78
												323	H	Portland St.	132 91
												334	A	Southern Utah	82 72
												336	H	UC Irvine	126 78
LAST 12 Division I GAMES:															
311	A	Northern Ariz.	111 79	201	H	Idaho St.	83 62								
334	A	Southern Utah	82 72	182	H	Weber St.	87 64								
97	H	North Dakota	79 86	151	A	Montana St.	99 116								
175	H	Northern Colo.	83 72	162	A	Montana	83 90								
136	A	Idaho	60 107	180	H	Eastern Wash.	83 100								
180	A	Eastern Wash.	94 91	136	H	Idaho	88 98								

Non-Div I Games:

Sacramento St.

■ Loss,
 ■ Non-Conf,
 ■ S Site,
 ■ Home
 ■ A Away
 N Neutral

Average RPI Win: 295		WON-LOST	WINNING	LAST 10	STRENGTH OF	OPP. STRENGTH	TEAM	ADJ.	CONF.	ADJ CONF.
Average RPI Loss: 170		RECORD	PCT. RANK	GAMES	SCHEDULE	OF SCHEDULE	RPI	RPI	RPI	RPI
DIV. I ONLY		18- 11	101	9- 1	315	333	198	198	30	30
DIV. I NON-CONF.		2- 9	296	0- 0	233	180	306	306	32	32
TOTALS	RPI 1-25		RPI 26-50		W-L RECORDS		RPI 51-100		RPI 101-150	RPI 150+
18- 11	0- 0		0- 0		OVERALL		0- 2		0- 3	18- 6
9- 4	0- 0		0- 0		HOME		0- 0		0- 1	9- 3
8- 6	0- 0		0- 0		AWAY		0- 2		0- 1	8- 3
1- 1	0- 0		0- 0		NEUTRAL		0- 0		0- 1	1- 0
2- 9	0- 0		0- 0		NON-CONFERENCE		0- 2		0- 3	2- 4
1- 3	0- 0		0- 0		HOME		0- 0		0- 1	1- 2
0- 5	0- 0		0- 0		AWAY		0- 2		0- 1	0- 2
1- 1	0- 0		0- 0		NEUTRAL		0- 0		0- 1	1- 0
16- 2	0- 0		0- 0		CONFERENCE		0- 0		0- 0	16- 2
8- 1	0- 0		0- 0		HOME		0- 0		0- 0	8- 1
8- 1	0- 0		0- 0		AWAY		0- 0		0- 0	8- 1
0- 0	0- 0		0- 0		NEUTRAL		0- 0		0- 0	0- 0

[illegible]

Non-Div I Games:

Sacred Heart

Loss, Non-Conf, S Site, H Home A Away N Neutral

RPI	S	Opponent	Score
345	H	Wagner	73 62

Sacred Heart

Average RPI Win:	307	WON-LOST	WINNING	LAST 10	STRENGTH OF	OPP. STRENGTH	TEAM	ADJ.	CONF.	ADJ CONF.
Average RPI Loss:	192	RECORD	PCT. RANK	GAMES	SCHEDULE	OF SCHEDULE	RPI	RPI	RPI	RPI
DIV. I ONLY	12- 16	217	6- 4	299	335	265	265	30	30	
DIV. I NON-CONF.	1- 9	325	0- 0	185	161	311	311	32	32	
TOTALS	RPI 1-25	RPI 26-50	W-L RECORDS	RPI 51-100	RPI 101-150	RPI 150+				
12- 16	0- 1	0- 1	OVERALL	0- 0	0- 2	12- 12				
8- 3	0- 0	0- 0	HOME	0- 0	0- 1	8- 2				
4- 12	0- 1	0- 1	AWAY	0- 0	0- 1	4- 9				
0- 1	0- 0	0- 0	NEUTRAL	0- 0	0- 0	0- 1				
1- 9	0- 1	0- 1	NON-CONFERENCE	0- 0	0- 2	1- 5				
1- 1	0- 0	0- 0	HOME	0- 0	0- 1	1- 0				
0- 7	0- 1	0- 1	AWAY	0- 0	0- 1	0- 4				
0- 1	0- 0	0- 0	NEUTRAL	0- 0	0- 0	0- 1				
11- 7	0- 0	0- 0	CONFERENCE	0- 0	0- 0	11- 7				
7- 2	0- 0	0- 0	HOME	0- 0	0- 0	7- 2				
4- 5	0- 0	0- 0	AWAY	0- 0	0- 0	4- 5				
0- 0	0- 0	0- 0	NEUTRAL	0- 0	0- 0	0- 0				

RPI 1-25				RPI 26-50				RPI 51-100				RPI 101+ Team's RPI: 265			
RPI	S	Opponent	Score	RPI	S	Opponent	Score	RPI	S	Opponent	Score	RPI	S	Opponent	Score
24	A	Florida	65 122	42	A	Ohio	65 91					124	H	Pittsburgh	59 74
												133	A	Marshall	73 81
												170	A	Cornell	69 75
												178	N	Eastern Ky.	82 88
												198	A	Sacred Heart	67 80
												198	H	Sacred Heart	77 81
												209	A	Robert Morris	43 57
												209	H	Robert Morris	62 54
												222	A	Canisius	52 77
												227	A	Bryant	72 84
												227	H	Bryant	85 72
												237	A	Cincinnati	86 93
												248	A	Columbia	78 82
												275	A	Central Conn. St.	51 66
												275	H	Central Conn. St.	59 79
												283	H	Coastal Caro.	106 74
												316	A	Fairleigh Dickinson	72 73
												316	H	Fairleigh Dickinson	87 67
												318	A	Mt. St. Mary's	73 64
												318	H	Mt. St. Mary's	87 57
												327	A	LIU Brooklyn	84 75
												327	H	LIU Brooklyn	72 64
												337	A	St. Francis Brooklyn	83 76
												337	H	St. Francis Brooklyn	85 68
												345	A	Wagner	87 74
												345	H	Wagner	93 78
LAST 12 Division I GAMES:															
				209	A	Robert Morris	43 57					227	H	Bryant	85 72
				198	A	Sacred Heart	67 80					275	H	Central Conn. St.	59 79
				337	H	St. Francis Brooklyn	85 68					316	A	Fairleigh Dickinson	72 73
				327	H	LIU Brooklyn	72 64					209	H	Robert Morris	62 54
				345	A	Wagner	87 74					227	A	Bryant	72 84
				318	A	Mt. St. Mary's	73 64					275	A	Central Conn. St.	51 66

Non-Div I Games: Pitt.-Johnstown 82 78

Saint Francis (PA)

■ Loss,
 ■ Non-Conf,
 ■ S Site,
 ■ Home
 ■ A Away
 N Neutral

Saint Joseph's

Through Games Of March 5, 2016

Average RPI Win:	155	WON-LOST	WINNING	LAST 10	STRENGTH OF	OPP. STRENGTH	TEAM	ADJ.	CONF.	ADJ CONF.
Average RPI Loss:	90	RECORD	PCT. RANK	GAMES	SCHEDULE	OF SCHEDULE	RPI	RPI	RPI	RPI
DIV. I ONLY	14- 15	175	5- 5	45	86	113	113	7	7	
DIV. I NON-CONF.	6- 6	160	0- 0	3	46	55	55	8	8	
TOTALS	RPI 1-25	RPI 26-50	W-L RECORDS	RPI 51-100	RPI 101-150	RPI 150+				
14- 15	0- 2	1- 4	OVERALL	4- 4	0- 1	9- 4				
9- 7	0- 1	1- 2	HOME	2- 3	0- 1	6- 0				
5- 7	0- 1	0- 2	AWAY	2- 1	0- 0	3- 3				
0- 1	0- 0	0- 0	NEUTRAL	0- 0	0- 0	0- 1				
6- 6	0- 1	1- 2	NON-CONFERENCE	3- 2	0- 1	2- 0				
4- 4	0- 1	1- 1	HOME	2- 1	0- 1	1- 0				
2- 2	0- 0	0- 1	AWAY	1- 1	0- 0	1- 0				
0- 0	0- 0	0- 0	NEUTRAL	0- 0	0- 0	0- 0				
8- 9	0- 1	0- 2	CONFERENCE	1- 2	0- 0	7- 4				
5- 3	0- 0	0- 1	HOME	0- 2	0- 0	5- 0				
3- 5	0- 1	0- 1	AWAY	1- 0	0- 0	2- 3				
0- 1	0- 0	0- 0	NEUTRAL	0- 0	0- 0	0- 1				

RPI 1-25				RPI 26-50				RPI 51-100				RPI 101+ Team's RPI: 113			
RPI	S	Opponent	Score	RPI	S	Opponent	Score	RPI	S	Opponent	Score	RPI	S	Opponent	Score
1	H	Notre Dame	55 91	33	H	George Washington	45 70	52	H	Rutgers	65 78	116	H	Iona	75 81
18	A	Duquesne	59 73	34	A	St. Bonaventure	51 65	53	H	Saint Louis	66 77	158	A	Fordham	40 47
				35	H	Penn	50 46	64	A	Temple	70 67	158	H	Fordham	61 51
				37	H	Seton Hall	54 66	65	A	Hofstra	62 75	169	A	George Mason	41 55
				44	A	Villanova	49 55	70	H	Central Mich.	76 66	184	H	UMBC	104 45
								71	A	VCU	66 63	187	H	Davidson	87 54
								79	H	Drexel	53 46	196	A	Richmond	59 57
								83	H	Dayton	61 71	196	H	Richmond	64 53
												211	H	Rhode Island	74 63
												211	N	Rhode Island	76 81
												220	A	Lehigh	63 62
												221	A	Massachusetts	62 58
												281	A	La Salle	70 75
												281	H	La Salle	64 55
LAST 12 Division I GAMES:															
				211	N	Rhode Island	76 81	158	H	Fordham	61 51				
				196	A	Richmond	59 57	169	A	George Mason	41 55				
				187	H	Davidson	87 54	281	H	La Salle	64 55				
				211	H	Rhode Island	74 63	34	A	St. Bonaventure	51 65				
				281	A	La Salle	70 75	83	H	Dayton	61 71				
				18	A	Duquesne	59 73	53	H	Saint Louis	66 77				

Non-Div I Games:

Saint Joseph's

■ Loss,
 ■ Non-Conf,
 ■ S Site,
 ■ H Home
 ■ A Away
 N Neutral

Saint Louis

Through Games Of March 5, 2016

Average RPI Win:	187	WON-LOST	WINNING	LAST 10	STRENGTH OF	OPP. STRENGTH	TEAM	ADJ.	CONF.	ADJ CONF.
Average RPI Loss:	76	RECORD	PCT. RANK	GAMES	SCHEDULE	OF SCHEDULE	RPI	RPI	RPI	RPI
DIV. I ONLY	23- 7	41	7- 3	147	107	53	53	7	7	
DIV. I NON-CONF.	9- 3	69	0- 0	250	278	98	98	8	8	
TOTALS	RPI 1-25	RPI 26-50	W-L RECORDS	RPI 51-100	RPI 101-150	RPI 150+				
23- 7	1- 1	0- 2	OVERALL	3- 2	3- 1	16- 1				
11- 1	1- 0	0- 0	HOME	1- 0	0- 0	9- 1				
10- 5	0- 0	0- 2	AWAY	2- 2	3- 1	5- 0				
2- 1	0- 1	0- 0	NEUTRAL	0- 0	0- 0	2- 0				
9- 3	0- 0	0- 0	NON-CONFERENCE	0- 2	2- 1	7- 0				
4- 0	0- 0	0- 0	HOME	0- 0	0- 0	4- 0				
4- 3	0- 0	0- 0	AWAY	0- 2	2- 1	2- 0				
1- 0	0- 0	0- 0	NEUTRAL	0- 0	0- 0	1- 0				
14- 4	1- 1	0- 2	CONFERENCE	3- 0	1- 0	9- 1				
7- 1	1- 0	0- 0	HOME	1- 0	0- 0	5- 1				
6- 2	0- 0	0- 2	AWAY	2- 0	1- 0	3- 0				
1- 1	0- 1	0- 0	NEUTRAL	0- 0	0- 0	1- 0				

RPI 1-25				RPI 26-50				RPI 51-100				Team's RPI: 53	RPI 101+			
RPI	S	Opponent	Score	RPI	S	Opponent	Score	RPI	S	Opponent	Score		RPI	S	Opponent	Score
18	H	Duquesne	84 81	33	A	George Washington	80 89	57	A	Ball St.	70 79		108	A	Memphis	63 57
18	N	Duquesne	52 56	34	A	St. Bonaventure	59 80	71	A	VCU	77 72		112	A	Mercer	68 60
								74	A	Tulane	58 66		113	A	Saint Joseph's	77 66
								83	A	Dayton	55 52		145	A	SIUE	64 71
								83	H	Dayton	70 56		158	A	Fordham	51 49
													169	A	George Mason	61 50
													169	H	George Mason	63 73
													187	A	Davidson	79 50
													187	H	Davidson	88 51
													188	H	Tulsa	82 73
													196	H	Richmond	73 48
													211	H	Rhode Island	77 60
													211	N	Rhode Island	70 59
													221	H	Massachusetts	69 49
													224	A	Indiana St.	62 52
													232	H	Southeast Mo. St.	67 52
													261	N	Cleveland St.	76 65
													281	H	La Salle	79 70
													303	H	Bradley	75 58
													339	H	Eastern Ill.	78 47
													346	A	Alabama A&M	91 60
LAST 12 Division I GAMES:																
18	N	Duquesne	52 56	187	H	Davidson	88 51	34	A	St. Bonaventure	59 80		196	H	Richmond	73 48
211	N	Rhode Island	70 59	196	H	Richmond	73 48	33	A	George Washington	80 89		169	A	George Mason	61 50
211	H	Rhode Island	77 60	33	A	George Washington	80 89	281	H	La Salle	79 70					
83	A	Dayton	55 52													
158	A	Fordham	51 49													
18	H	Duquesne	84 81													

Non-Div I Games: Mo.-St. Louis 67 31

Saint Louis

Loss, Non-Conf, S Site, H Home A Away N Neutral

Saint Peter's

Through Games Of March 5, 2016

Average RPI Win:	247	WON-LOST	WINNING	LAST 10	STRENGTH OF	OPP. STRENGTH	TEAM	ADJ.	CONF.	ADJ CONF.
Average RPI Loss:	202	RECORD	PCT. RANK	GAMES	SCHEDULE	OF SCHEDULE	RPI	RPI	RPI	RPI
DIV. I ONLY	4- 26	335	0- 10	242	292	338	338	23	23	
DIV. I NON-CONF.	2- 7	280	0- 0	186	337	302	302	22	22	
TOTALS	RPI 1-25	RPI 26-50	W-L RECORDS	RPI 51-100	RPI 101-150	RPI 150+				
4- 26	0- 1	0- 1	OVERALL	0- 2	0- 2	4- 20				
4- 11	0- 1	0- 0	HOME	0- 1	0- 1	4- 8				
0- 14	0- 0	0- 0	AWAY	0- 1	0- 0	0- 0				
0- 1	0- 0	0- 0	NEUTRAL	0- 0	0- 0	0- 1				
2- 7	0- 1	0- 1	NON-CONFERENCE	0- 0	0- 0	2- 5				
2- 3	0- 1	0- 0	HOME	0- 0	0- 0	2- 2				
0- 4	0- 0	0- 1	AWAY	0- 0	0- 0	0- 3				
0- 0	0- 0	0- 0	NEUTRAL	0- 0	0- 0	0- 0				
2- 19	0- 0	0- 0	CONFERENCE	0- 2	0- 2	2- 15				
2- 8	0- 0	0- 0	HOME	0- 1	0- 1	2- 6				
0- 10	0- 0	0- 0	AWAY	0- 1	0- 1	0- 8				
0- 1	0- 0	0- 0	NEUTRAL	0- 0	0- 0	0- 1				

RPI 1-25				RPI 26-50				RPI 51-100				RPI 101+ Team's RPI: 338			
RPI	S	Opponent	Score	RPI	S	Opponent	Score	RPI	S	Opponent	Score	RPI	S	Opponent	Score
18	H	Duquesne	38 63	37	A	Seton Hall	65 81	82	A	Quinnipiac	49 66	116	A	Iona	50 64
								82	H	Quinnipiac	53 65	116	H	Iona	51 65
												156	H	Stony Brook	35 69
												159	A	Marist	46 69
												159	H	Marist	55 74
												200	A	Fairfield	49 76
												200	H	Fairfield	56 46
												205	H	Brown	79 67
												220	A	Lehigh	42 74
												222	A	Canisius	42 54
												222	H	Canisius	53 60
												228	H	Navy	39 50
												231	A	Siena	58 59
												231	H	Siena	55 64
												245	A	Manhattan	47 64
												245	H	Manhattan	43 60
												245	N	Manhattan	43 60
												246	A	Monmouth	52 71
												246	H	Monmouth	67 62
												284	A	Rider	48 57
												284	H	Rider	67 68
												289	A	Niagara	46 51
												289	H	Niagara	48 52
												316	A	Fairleigh Dickinson	52 73
												328	A	Lafayette	69 72
												337	H	St. Francis Brooklyn	44 40
LAST 12 Division I GAMES:															
245	N	Manhattan	43 60	200	A	Fairfield	49 76								
246	A	Monmouth	52 71	284	H	Rider	67 68								
245	H	Manhattan	43 60	159	H	Marist	55 74								
116	A	Iona	50 64	82	A	Quinnipiac	49 66								
284	A	Rider	48 57	231	H	Siena	55 64								
82	H	Quinnipiac	53 65	159	A	Marist	46 69								

Non-Div I Games:

Saint Peter's

■ Loss,
 ■ Non-Conf,
 ■ S Site,
 ■ Home
 ■ A Away
 N Neutral

Sam Houston St.

Through Games Of March 5, 2016

Average RPI Win:	298	WON-LOST	WINNING	LAST 10	STRENGTH OF	OPP. STRENGTH	TEAM	ADJ.	CONF.	ADJ CONF.
Average RPI Loss:	142	RECORD	PCT. RANK	GAMES	SCHEDULE	OF SCHEDULE	RPI	RPI	RPI	RPI
DIV. I ONLY	9- 17	258	4- 6	159	257	236	236	25	25	
DIV. I NON-CONF.	2- 6	272	0- 0	98	61	170	170	26	26	
TOTALS	RPI 1-25	RPI 26-50	W-L RECORDS	RPI 51-100	RPI 101-150	RPI 150+				
9- 17	0- 2	0- 1	OVERALL	0- 4	0- 4	9- 6				
5- 5	0- 0	0- 0	HOME	0- 2	0- 0	5- 3				
4- 11	0- 1	0- 1	AWAY	0- 2	0- 4	4- 3				
0- 1	0- 1	0- 0	NEUTRAL	0- 0	0- 0	0- 0				
2- 6	0- 2	0- 1	NON-CONFERENCE	0- 0	0- 2	2- 1				
0- 1	0- 0	0- 0	HOME	0- 0	0- 0	0- 1				
2- 4	0- 1	0- 1	AWAY	0- 0	0- 2	2- 0				
0- 1	0- 1	0- 0	NEUTRAL	0- 0	0- 0	0- 0				
7- 11	0- 0	0- 0	CONFERENCE	0- 4	0- 2	7- 5				
5- 4	0- 0	0- 0	HOME	0- 2	0- 0	5- 2				
2- 7	0- 0	0- 0	AWAY	0- 2	0- 2	2- 3				
0- 0	0- 0	0- 0	NEUTRAL	0- 0	0- 0	0- 0				

RPI 1-25				RPI 26-50				RPI 51-100				RPI 101+ Team's RPI: 236			
RPI	S	Opponent	Score	RPI	S	Opponent	Score	RPI	S	Opponent	Score	RPI	S	Opponent	Score
7	A	Texas	49 83	47	A	Kansas St.	50 78	76	A	Abilene Christian	55 67	102	A	TCU	59 85
15	N	Florida St.	37 94					76	H	Abilene Christian	76 87	114	A	Northwestern St.	49 69
								99	A	Central Ark.	53 72	139	A	Arkansas	47 67
								99	H	Central Ark.	63 73	144	A	McNeese St.	79 82
												197	A	SFA	63 70
												197	H	SFA	59 65
												234	H	Rice	46 58
												235	A	Texas Southern	53 51
												250	A	Houston Baptist	63 67
												250	H	Houston Baptist	78 70
												288	A	Lamar	78 76
												288	H	Lamar	78 75
												304	H	Nicholls St.	63 67
												313	A	A&M-Corpus Christi	71 81
												313	H	A&M-Corpus Christi	75 57
												317	H	Southeastern La.	80 56
												327	A	LIU Brooklyn	63 56
												329	A	Incarnate Word	65 60
												331	H	New Orleans	64 52
LAST 12 Division I GAMES:															
197	H	SFA	59 65	76	A	Abilene Christian	55 67								
288	H	Lamar	78 75	313	A	A&M-Corpus Christi	71 81								
313	H	A&M-Corpus Christi	75 57	250	A	Houston Baptist	63 67								
99	A	Central Ark.	53 72	288	A	Lamar	78 76								
99	H	Central Ark.	63 73	197	A	SFA	63 70								
250	H	Houston Baptist	78 70	76	H	Abilene Christian	76 87								

Non-Div I Games: LSU-Alexandria 85 50 Our Lady Of The Lak67 56

Sam Houston St.

Loss, Non-Conf, S Site, H Home A Away N Neutral

Average RPI Win:	244	WON-LOST	WINNING	LAST 10	STRENGTH OF	OPP. STRENGTH	TEAM	ADJ.	CONF.	ADJ CONF.
Average RPI Loss:	89	RECORD	PCT. RANK	GAMES	SCHEDULE	OF SCHEDULE	RPI	RPI	RPI	RPI
DIV. I ONLY	18- 11	101	7- 3	195	179	111	111	17	17	
DIV. I NON-CONF.	6- 7	176	0- 0	188	152	138	138	15	15	
TOTALS	RPI 1-25	RPI 26-50	W-L RECORDS	RPI 51-100	RPI 101-150	RPI 150+				
18- 11	0- 1	1- 3	OVERALL	0- 2	2- 3	15- 2				
7- 2	0- 0	1- 0	HOME	0- 1	1- 1	5- 0				
9- 8	0- 1	0- 2	AWAY	0- 1	1- 2	8- 2				
2- 1	0- 0	0- 1	NEUTRAL	0- 0	0- 0	2- 0				
6- 7	0- 1	0- 1	NON-CONFERENCE	0- 2	2- 1	4- 2				
1- 1	0- 0	0- 0	HOME	0- 1	1- 0	0- 0				
4- 6	0- 1	0- 1	AWAY	0- 1	1- 1	3- 2				
1- 0	0- 0	0- 0	NEUTRAL	0- 0	0- 0	1- 0				
12- 4	0- 0	1- 2	CONFERENCE	0- 0	0- 2	11- 0				
6- 1	0- 0	1- 0	HOME	0- 0	0- 1	5- 0				
5- 2	0- 0	0- 1	AWAY	0- 0	0- 1	5- 0				
1- 1	0- 0	0- 1	NEUTRAL	0- 0	0- 0	1- 0				

RPI	S	Opponent	Score	RPI	S	Opponent	Score	RPI	S	Opponent	Score	RPI	S	Opponent	Score	Team's RPI: 111
22	A	Mississippi St.	47 68	41	A	Chattanooga	30 53	72	A	Georgia Tech	55 66	104	A	UT Martin	50 52	
				41	H	Chattanooga	48 43	95	H	Harvard	54 60	112	A	Mercer	61 63	
				41	N	Chattanooga	41 49					112	H	Mercer	60 63	
				45	A	Indiana	56 65					119	A	LSU	47 44	
												141	H	Troy	73 69	
												165	A	UAB	41 61	
												166	A	ETSU	56 51	
												166	H	ETSU	55 47	
												171	A	Southern Miss.	48 56	
												215	A	Furman	58 45	
												215	H	Furman	77 63	
												251	A	Alabama St.	54 35	
												296	A	Jacksonville St.	50 39	
												300	A	Western Caro.	59 42	
												300	H	Western Caro.	57 52	
												304	N	Nicholls St.	45 43	
												305	A	Wofford	58 39	
												305	H	Wofford	50 48	
												305	N	Wofford	63 43	
												307	A	UNCG	57 52	
												307	H	UNCG	80 49	
												346	A	Alabama A&M	54 30	
LAST 12 Division I GAMES:																
				41	N	Chattanooga	41 49	112	A	Mercer	61 63					
				305	N	Wofford	63 43	300	H	Western Caro.	57 52					
				305	H	Wofford	50 48	307	H	UNCG	80 49					
				215	H	Furman	77 63	305	A	Wofford	58 39					
				166	A	ETSU	56 51	215	A	Furman	58 45					
				41	A	Chattanooga	30 53	41	H	Chattanooga	48 43					

Non-Div I Games: AUM 82 32 Shorter 53 33

Samford

Loss, Non-Conf, S Site, H Home A Away N Neutral

San Diego

Through Games Of March 5, 2016

Average RPI Win:	195	WON-LOST	WINNING	LAST 10	STRENGTH OF	OPP. STRENGTH	TEAM	ADJ.	CONF.	ADJ CONF.
Average RPI Loss:	64	RECORD	PCT. RANK	GAMES	SCHEDULE	OF SCHEDULE	RPI	RPI	RPI	RPI
DIV. I ONLY	22- 7	49	5- 5	184	100	81	81	8	8	
DIV. I NON-CONF.	9- 1	22	0- 0	322	160	117	117	9	9	
TOTALS	RPI 1-25	RPI 26-50	W-L RECORDS	RPI 51-100	RPI 101-150	RPI 150+				
22- 7	1- 1	0- 2	OVERALL	2- 4	5- 0	14- 0				
10- 4	1- 0	0- 1	HOME	0- 3	3- 0	6- 0				
12- 2	0- 1	0- 1	AWAY	2- 0	2- 0	8- 0				
0- 1	0- 0	0- 0	NEUTRAL	0- 1	0- 0	0- 0				
9- 1	0- 0	0- 0	NON-CONFERENCE	0- 1	3- 0	6- 0				
4- 1	0- 0	0- 0	HOME	0- 1	2- 0	2- 0				
5- 0	0- 0	0- 0	AWAY	0- 0	1- 0	4- 0				
0- 0	0- 0	0- 0	NEUTRAL	0- 0	0- 0	0- 0				
13- 6	1- 1	0- 2	CONFERENCE	2- 3	2- 0	8- 0				
6- 3	1- 0	0- 1	HOME	0- 2	1- 0	4- 0				
7- 2	0- 1	0- 1	AWAY	2- 0	1- 0	4- 0				
0- 1	0- 0	0- 0	NEUTRAL	0- 1	0- 0	0- 0				

RPI S	Opponent	Score	RPI S	Opponent	Score	RPI S	Opponent	Score	Team's RPI: 81	RPI S	Opponent	Score
16	A BYU	60 68	48	A St. Mary's (CA)	60 68	61	A Santa Clara	70 58		110	A Gonzaga	58 57
16	H BYU	78 65	48	H St. Mary's (CA)	68 73	61	H Santa Clara	47 61		110	H Gonzaga	63 54
						90	A San Francisco	67 58		118	A Fresno St.	72 68
						90	H San Francisco	54 59		122	H Akron	86 65
						90	N San Francisco	80 84		123	H Arizona	59 54
						94	H Washington St.	72 78		151	A Montana St.	62 49
										172	A Pacific	59 56
										172	H Pacific	69 56
										238	A Loyola Marymount	75 67
										238	H Loyola Marymount	82 58
										240	H Valparaiso	76 60
										255	A San Diego St.	60 53
										266	A Pepperdine	70 54
										266	H Pepperdine	74 55
										287	A Portland	77 67
										287	H Portland	71 43
										298	H CSUN	86 64
										321	A Nevada	84 47
										340	A Cal St. Fullerton	53 44
LAST 12 Division I GAMES:												
90	N San Francisco	80 84	172	A Pacific	59 56							
287	A Portland	77 67	48	A St. Mary's (CA)	60 68							
110	A Gonzaga	58 57	238	A Loyola Marymount	75 67							
16	A BYU	60 68	266	A Pepperdine	70 54							
90	H San Francisco	54 59	238	H Loyola Marymount	82 58							
61	H Santa Clara	47 61	266	H Pepperdine	74 55							

Non-Div I Games: Hope Int'l 90 52

San Diego

■ Loss,
 ■ Non-Conf,
 ■ S Site,
 ■ Home
 ■ A Away
 N Neutral

San Diego St.

Through Games Of March 5, 2016

Average RPI Win:	247	WON-LOST	WINNING	LAST 10	STRENGTH OF	OPP. STRENGTH	TEAM	ADJ.	CONF.	ADJ CONF.
Average RPI Loss:	155	RECORD	PCT. RANK	GAMES	SCHEDULE	OF SCHEDULE	RPI	RPI	RPI	RPI
DIV. I ONLY	10- 18	250	5- 5	171	235	255	255	20	20	
DIV. I NON-CONF.	4- 6	201	0- 0	247	246	255	255	20	20	
TOTALS	RPI 1-25	RPI 26-50	W-L RECORDS	RPI 51-100	RPI 101-150	RPI 150+				
10- 18	0- 0	0- 3	OVERALL	0- 2	1- 4	9- 9				
6- 9	0- 0	0- 1	HOME	0- 2	1- 1	5- 5				
4- 9	0- 0	0- 2	AWAY	0- 0	0- 3	4- 4				
0- 0	0- 0	0- 0	NEUTRAL	0- 0	0- 0	0- 0				
4- 6	0- 0	0- 1	NON-CONFERENCE	0- 2	0- 1	4- 2				
3- 3	0- 0	0- 0	HOME	0- 2	0- 0	3- 1				
1- 3	0- 0	0- 1	AWAY	0- 0	0- 1	1- 1				
0- 0	0- 0	0- 0	NEUTRAL	0- 0	0- 0	0- 0				
6- 12	0- 0	0- 2	CONFERENCE	0- 0	1- 3	5- 7				
3- 6	0- 0	0- 1	HOME	0- 0	1- 1	2- 4				
3- 6	0- 0	0- 1	AWAY	0- 0	0- 2	3- 3				
0- 0	0- 0	0- 0	NEUTRAL	0- 0	0- 0	0- 0				

RPI S	Opponent	Score	RPI S	Opponent	Score	RPI S	Opponent	Score	RPI S	Opponent	Score	Team's RPI: 255
31	A Washington	51 80	59	H UC Riverside	68 85	118	A Fresno St.	49 54				
46	A Colorado St.	54 70	81	H San Diego	53 60	118	H Fresno St.	65 54				
46	H Colorado St.	57 60				129	A Long Beach St.	54 74				
						150	A Boise St.	63 68				
						150	H Boise St.	45 75				
						176	A New Mexico	51 46				
						176	H New Mexico	45 64				
						190	H UC Davis	54 65				
						193	A San Jose St.	73 78				
						193	H San Jose St.	87 70				
						195	H Wisconsin	63 57				
						204	A UNLV	51 62				
						204	H UNLV	41 55				
						225	A Utah St.	59 72				
						225	H Utah St.	36 55				
						238	A Loyola Marymount	65 92				
						243	A Wyoming	84 77				
						243	H Wyoming	53 40				
						298	A CSUN	67 65				
						321	H Nevada	64 70				
						324	H North Dakota St.	64 54				
						340	H Cal St. Fullerton	54 43				
						341	A Air Force	69 66				
LAST 12 Division I GAMES:												
204	A UNLV	51 62	118	H Fresno St.	65 54							
176	H New Mexico	45 64	176	A New Mexico	51 46							
150	A Boise St.	63 68	46	A Colorado St.	54 70							
243	H Wyoming	53 40	204	H UNLV	41 55							
193	H San Jose St.	87 70	321	H Nevada	64 70							
341	A Air Force	69 66	225	A Utah St.	59 72							

Non-Div I Games: San Diego Christian60 25

San Diego St.

■ Loss,
 ■ Non-Conf,
 ■ S Site,
 ■ Home
 ■ A Away
 N Neutral

San Francisco

Through Games Of March 5, 2016

Average RPI Win:	190	WON-LOST	WINNING	LAST 10	STRENGTH OF	OPP. STRENGTH	TEAM	ADJ.	CONF.	ADJ CONF.
Average RPI Loss:	92	RECORD	PCT. RANK	GAMES	SCHEDULE	OF SCHEDULE	RPI	RPI	RPI	RPI
DIV. I ONLY	17- 11	110	7- 3	84	118	90	90	8	8	
DIV. I NON-CONF.	7- 2	57	0- 0	167	216	67	67	9	9	
TOTALS	RPI 1-25	RPI 26-50	W-L RECORDS	RPI 51-100	RPI 101-150	RPI 150+				
17- 11	0- 2	0- 2	OVERALL	4- 3	2- 1	11- 3				
7- 5	0- 1	0- 1	HOME	2- 2	1- 0	4- 1				
9- 6	0- 1	0- 1	AWAY	1- 1	1- 1	7- 2				
1- 0	0- 0	0- 0	NEUTRAL	1- 0	0- 0	0- 0				
7- 2	0- 0	0- 0	NON-CONFERENCE	2- 0	1- 0	4- 2				
2- 1	0- 0	0- 0	HOME	2- 0	0- 0	0- 1				
5- 1	0- 0	0- 0	AWAY	0- 0	1- 0	4- 1				
0- 0	0- 0	0- 0	NEUTRAL	0- 0	0- 0	0- 0				
10- 9	0- 2	0- 2	CONFERENCE	2- 3	1- 1	7- 1				
5- 4	0- 1	0- 1	HOME	0- 2	1- 0	4- 0				
4- 5	0- 1	0- 1	AWAY	1- 1	0- 1	3- 1				
1- 0	0- 0	0- 0	NEUTRAL	1- 0	0- 0	0- 0				

RPI 1-25				RPI 26-50				RPI 51-100				Team's RPI: 90	RPI 101+			
RPI	S	Opponent	Score	RPI	S	Opponent	Score	RPI	S	Opponent	Score		RPI	S	Opponent	Score
16	A	BYU	62 65	48	A	St. Mary's (CA)	59 72	59	H	UC Riverside	88 76		110	A	Gonzaga	47 68
16	H	BYU	57 66	48	H	St. Mary's (CA)	68 78	61	A	Santa Clara	57 68		110	H	Gonzaga	71 52
								61	H	Santa Clara	57 59		129	A	Long Beach St.	66 52
								81	A	San Diego	59 54		168	A	Sacramento St.	95 94
								81	H	San Diego	58 67		172	A	Pacific	57 70
								81	N	San Diego	84 80		172	H	Pacific	81 71
								97	H	North Dakota	74 57		189	H	Cal Poly	61 62
													193	A	San Jose St.	82 78
													213	A	Utah Valley	88 94
													238	A	Loyola Marymount	75 73
													238	H	Loyola Marymount	81 72
													239	A	North Texas	69 61
													266	A	Pepperdine	81 74
													266	H	Pepperdine	99 75
													287	A	Portland	82 63
													287	H	Portland	90 69
													321	A	Nevada	70 62
LAST 12 Division I GAMES:																
81	N	San Diego	84 80	16	A	BYU	62 65									
48	A	St. Mary's (CA)	59 72	61	H	Santa Clara	57 59									
172	H	Pacific	81 71	110	H	Gonzaga	71 52									
238	H	Loyola Marymount	81 72	287	H	Portland	90 69									
266	H	Pepperdine	99 75	61	A	Santa Clara	57 68									
81	A	San Diego	59 54	266	A	Pepperdine	81 74									

Non-Div I Games: Holy Names 77 31 San Fran. St. 73 45

San Francisco

Loss, Non-Conf, S Site, H Home A Away N Neutral

Average RPI Win:	252	WON-LOST	WINNING	LAST 10	STRENGTH OF	OPP. STRENGTH	TEAM	ADJ.	CONF.	ADJ CONF.
Average RPI Loss:	121	RECORD	PCT. RANK	GAMES	SCHEDULE	OF SCHEDULE	RPI	RPI	RPI	RPI
DIV. I ONLY	12- 16	217	7- 3	125	214	193	193	20	20	
DIV. I NON-CONF.	1- 9	325	0- 0	67	170	276	276	20	20	
TOTALS	RPI 1-25	RPI 26-50	W-L RECORDS	RPI 51-100	RPI 101-150	RPI 150+				
12- 16	0- 0	0- 3	OVERALL	0- 4	1- 5	11- 4				
7- 7	0- 0	0- 1	HOME	0- 2	0- 4	7- 0				
5- 9	0- 0	0- 2	AWAY	0- 2	1- 1	4- 4				
0- 0	0- 0	0- 0	NEUTRAL	0- 0	0- 0	0- 0				
1- 9	0- 0	0- 1	NON-CONFERENCE	0- 4	0- 2	1- 2				
1- 4	0- 0	0- 0	HOME	0- 2	0- 2	1- 0				
0- 5	0- 0	0- 1	AWAY	0- 2	0- 0	0- 2				
0- 0	0- 0	0- 0	NEUTRAL	0- 0	0- 0	0- 0				
11- 7	0- 0	0- 2	CONFERENCE	0- 0	1- 3	10- 2				
6- 3	0- 0	0- 1	HOME	0- 0	0- 2	6- 0				
5- 4	0- 0	0- 1	AWAY	0- 0	1- 1	4- 2				
0- 0	0- 0	0- 0	NEUTRAL	0- 0	0- 0	0- 0				

RPI S	Opponent	Score	RPI S	Opponent	Score	RPI S	Opponent	Score	RPI S	Opponent	Score	Team's RPI: 193
46	A Colorado St.	54 76	46	H Colorado St.	78 80	62	H South Dakota	77 87	107	H New Mexico St.	66 75	
48	A St. Mary's (CA)	81 91				86	A Oregon	74 104	118	A Fresno St.	66 64	
						90	H San Francisco	78 82	118	H Fresno St.	54 59	
						94	A Washington St.	80 95	121	H Hawaii	73 76	
									150	A Boise St.	69 81	
									150	H Boise St.	75 78	
									172	A Pacific	69 81	
									176	A New Mexico	57 71	
									176	H New Mexico	59 58	
									204	H UNLV	69 61	
									212	A CSU Bakersfield	88 90	
									225	A Utah St.	86 74	
									225	H Utah St.	83 65	
									243	A Wyoming	67 66	
									243	H Wyoming	65 51	
									255	A San Diego St.	70 87	
									255	H San Diego St.	78 73	
									321	A Nevada	76 63	
									336	H UC Irvine	79 58	
									341	A Air Force	72 49	
									341	H Air Force	81 60	
LAST 12 Division I GAMES:												
150	A Boise St.	69 81	204	H UNLV	69 61							
243	H Wyoming	65 51	118	A Fresno St.	66 64							
225	H Utah St.	83 65	341	A Air Force	72 49							
255	A San Diego St.	70 87	46	H Colorado St.	78 80							
321	A Nevada	76 63	176	A New Mexico	57 71							
176	H New Mexico	59 58	150	H Boise St.	75 78							

Non-Div I Games: Southern Ore. 92 78

San Jose St.

Santa Clara

Through Games Of March 5, 2016

Average RPI Win:	190	WON-LOST	WINNING	LAST 10	STRENGTH OF	OPP. STRENGTH	TEAM	ADJ.	CONF.	ADJ CONF.
Average RPI Loss:	51	RECORD	PCT. RANK	GAMES	SCHEDULE	OF SCHEDULE	RPI	RPI	RPI	RPI
DIV. I ONLY	21- 7	53	8- 2	144	83	61	61	8	8	
DIV. I NON-CONF.	7- 2	57	0- 0	292	30	95	95	9	9	
TOTALS	RPI 1-25	RPI 26-50	W-L RECORDS	RPI 51-100	RPI 101-150	RPI 150+				
21- 7	1- 2	1- 2	OVERALL	3- 2	3- 1	13- 0				
9- 3	0- 1	0- 1	HOME	1- 1	2- 0	6- 0				
10- 4	1- 1	1- 1	AWAY	2- 1	0- 1	6- 0				
2- 0	0- 0	0- 0	NEUTRAL	0- 0	1- 0	1- 0				
7- 2	1- 0	0- 1	NON-CONFERENCE	0- 1	1- 0	5- 0				
3- 0	0- 0	0- 0	HOME	0- 0	1- 0	2- 0				
3- 2	1- 0	0- 1	AWAY	0- 1	0- 0	2- 0				
1- 0	0- 0	0- 0	NEUTRAL	0- 0	0- 0	1- 0				
14- 5	0- 2	1- 1	CONFERENCE	3- 1	2- 1	8- 0				
6- 3	0- 1	0- 1	HOME	1- 1	1- 0	4- 0				
7- 2	0- 1	1- 0	AWAY	2- 0	0- 1	4- 0				
1- 0	0- 0	0- 0	NEUTRAL	0- 0	1- 0	0- 0				

RPI 1-25				RPI 26-50				RPI 51-100 Team's RPI: 61				RPI 101+			
RPI	S	Opponent	Score	RPI	S	Opponent	Score	RPI	S	Opponent	Score	RPI	S	Opponent	Score
9	A	Stanford	61 58	31	A	Washington	55 100	55	A	Southern California	46 81	110	A	Gonzaga	44 53
16	A	BYU	63 70	48	A	St. Mary's (CA)	73 67	81	A	San Diego	61 47	110	H	Gonzaga	71 64
16	H	BYU	63 68	48	H	St. Mary's (CA)	70 78	81	H	San Diego	58 70	110	N	Gonzaga	59 58
								90	A	San Francisco	59 57	135	H	Texas Tech	75 70
								90	H	San Francisco	68 57	172	A	Pacific	66 60
												172	H	Pacific	76 52
												189	A	Cal Poly	69 63
												238	A	Loyola Marymount	57 56
												238	H	Loyola Marymount	68 41
												266	A	Pepperdine	62 60
												266	H	Pepperdine	84 50
												267	A	UC Santa Barbara	48 37
												267	H	UC Santa Barbara	66 48
												287	A	Portland	67 45
												287	H	Portland	66 47
												330	N	Evansville	62 44
												341	H	Air Force	68 34
LAST 12 Division I GAMES:															
110	N	Gonzaga	59 58	81	A	San Diego	61 47								
172	A	Pacific	66 60	90	A	San Francisco	59 57								
48	H	St. Mary's (CA)	70 78	287	H	Portland	66 47								
266	H	Pepperdine	84 50	110	H	Gonzaga	71 64								
238	H	Loyola Marymount	68 41	90	H	San Francisco	68 57								
16	A	BYU	63 70	238	A	Loyola Marymount	57 56								

Non-Div I Games: Hope Int'l 78 54 Simpson (CA) 112 34

Santa Clara

Loss, Non-Conf, S Site, H Home A Away N Neutral

Average RPI Win:	301	WON-LOST	WINNING	LAST 10	STRENGTH OF	OPP. STRENGTH	TEAM	ADJ.	CONF.	ADJ CONF.
Average RPI Loss:	196	RECORD	PCT. RANK	GAMES	SCHEDULE	OF SCHEDULE	RPI	RPI	RPI	RPI
DIV. I ONLY	8- 17	272	5- 5	291	327	292	292	32	32	
DIV. I NON-CONF.	1- 8	320	0- 0	63	97	233	233	30	30	
TOTALS	RPI 1-25	RPI 26-50	W-L RECORDS	RPI 51-100	RPI 101-150	RPI 150+				
8- 17	0- 2	0- 1	OVERALL	0- 2	0- 0	8- 12				
5- 5	0- 0	0- 0	HOME	0- 1	0- 0	5- 4				
3- 12	0- 2	0- 1	AWAY	0- 1	0- 0	3- 8				
0- 0	0- 0	0- 0	NEUTRAL	0- 0	0- 0	0- 0				
1- 8	0- 2	0- 1	NON-CONFERENCE	0- 2	0- 0	1- 3				
0- 2	0- 0	0- 0	HOME	0- 1	0- 0	0- 1				
1- 6	0- 2	0- 1	AWAY	0- 1	0- 0	1- 2				
0- 0	0- 0	0- 0	NEUTRAL	0- 0	0- 0	0- 0				
7- 9	0- 0	0- 0	CONFERENCE	0- 0	0- 0	7- 9				
5- 3	0- 0	0- 0	HOME	0- 0	0- 0	5- 3				
2- 6	0- 0	0- 0	AWAY	0- 0	0- 0	2- 6				
0- 0	0- 0	0- 0	NEUTRAL	0- 0	0- 0	0- 0				

RPI 1-25				RPI 26-50				RPI 51-100				RPI 101+ Team's RPI: 292			
RPI	S	Opponent	Score	RPI	S	Opponent	Score	RPI	S	Opponent	Score	RPI	S	Opponent	Score
22	A	Mississippi St.	25 92	28	A	Oklahoma St.	48 76	52	A	Rutgers	26 65	152	A	Jacksonville	52 65
24	A	Florida	34 99					56	H	Auburn	40 62	207	A	Hampton	53 65
												218	A	N.C. A&T	31 60
												218	H	N.C. A&T	59 69
												242	A	Bethune-Cookman	44 50
												244	H	Coppin St.	57 55
												251	A	Alabama St.	60 49
												254	H	Morgan St.	60 66
												274	H	UMES	60 42
												290	H	Ga. Southern	48 64
												296	A	Jacksonville St.	35 50
												297	A	Florida A&M	38 59
												297	H	Florida A&M	65 46
												312	A	South Carolina St.	43 56
												312	H	South Carolina St.	62 39
												322	H	Delaware St.	59 67
												332	A	Howard	69 64
												347	A	Norfolk St.	68 53
												348	A	N.C. Central	61 65
												348	H	N.C. Central	57 39
LAST 12 Division I GAMES:															
297	H	Florida A&M	65 46	254	H	Morgan St.	60 66								
348	A	N.C. Central	61 65	242	A	Bethune-Cookman	44 50								
312	H	South Carolina St.	62 39	218	A	N.C. A&T	31 60								
332	A	Howard	69 64	347	A	Norfolk St.	68 53								
312	A	South Carolina St.	43 56	207	A	Hampton	53 65								
244	H	Coppin St.	57 55	322	H	Delaware St.	59 67								

Non-Div I Games: Columbia (SC) 101 34 Allen 72 46

Savannah St.

Loss, Non-Conf, S Site, H Home A Away N Neutral

Average RPI Win:	270	WON-LOST	WINNING	LAST 10	STRENGTH OF	OPP. STRENGTH	TEAM	ADJ.	CONF.	ADJ CONF.
Average RPI Loss:	167	RECORD	PCT. RANK	GAMES	SCHEDULE	OF SCHEDULE	RPI	RPI	RPI	RPI
DIV. I ONLY	8- 20	284	1- 9	181	307	271	271	28	28	
DIV. I NON-CONF.	5- 9	233	0- 0	91	305	175	175	25	25	
TOTALS	RPI 1-25	RPI 26-50	W-L RECORDS	RPI 51-100	RPI 101-150	RPI 150+				
8- 20	0- 0	0- 2	OVERALL	0- 2	0- 5	8- 11				
3- 9	0- 0	0- 0	HOME	0- 1	0- 3	3- 5				
5- 10	0- 0	0- 1	AWAY	0- 1	0- 2	5- 6				
0- 1	0- 0	0- 1	NEUTRAL	0- 0	0- 0	0- 0				
5- 9	0- 0	0- 2	NON-CONFERENCE	0- 2	0- 3	5- 2				
1- 4	0- 0	0- 0	HOME	0- 1	0- 2	1- 1				
4- 4	0- 0	0- 1	AWAY	0- 1	0- 1	4- 1				
0- 1	0- 0	0- 1	NEUTRAL	0- 0	0- 0	0- 0				
3- 11	0- 0	0- 0	CONFERENCE	0- 0	0- 2	3- 9				
2- 5	0- 0	0- 0	HOME	0- 0	0- 1	2- 4				
1- 6	0- 0	0- 0	AWAY	0- 0	0- 1	1- 5				
0- 0	0- 0	0- 0	NEUTRAL	0- 0	0- 0	0- 0				

RPI S	Opponent	Score	RPI S	Opponent	Score	RPI S	Opponent	Score	RPI S	Opponent	Score	Team's RPI: 271
31	A Washington	55 96	59	H UC Riverside	70 92	107	A New Mexico St.	54 69				
32	N Princeton	48 85	86	A Oregon	62 82	107	H New Mexico St.	56 66				
						129	H Long Beach St.	57 69				
						136	A Idaho	60 64				
						150	H Boise St.	66 84				
						151	H Montana St.	51 80				
						162	A Montana	58 44				
						191	A UTRGV	74 71				
						191	H UTRGV	71 76				
						201	A Idaho St.	67 83				
						212	A CSU Bakersfield	68 76				
						212	H CSU Bakersfield	52 66				
						213	A Utah Valley	48 79				
						213	H Utah Valley	44 61				
						229	A Grand Canyon	53 60				
						229	H Grand Canyon	54 67				
						238	A Loyola Marymount	78 69				
						298	A CSUN	62 56				
						301	H Denver	59 51				
						302	A UMKC	43 64				
						302	H UMKC	69 63				
						323	A Portland St.	85 64				
						343	A Chicago St.	49 57				
						343	H Chicago St.	59 45				
LAST 12 Division I GAMES:												
212	H CSU Bakersfield	52 66	343	A Chicago St.	49 57							
213	A Utah Valley	48 79	229	H Grand Canyon	54 67							
107	H New Mexico St.	56 66	213	H Utah Valley	44 61							
191	H UTRGV	71 76	191	A UTRGV	74 71							
229	A Grand Canyon	53 60	107	A New Mexico St.	54 69							
302	A UMKC	43 64	212	A CSU Bakersfield	68 76							

Non-Div I Games: Evergreen St. 81 38

Seattle

■ Loss,
 ■ Non-Conf,
 ■ S Site,
 ■ H Home
 ■ A Away
 N Neutral

Seton Hall

Through Games Of March 5, 2016

Average RPI Win:	139	WON-LOST	WINNING	LAST 10	STRENGTH OF	OPP. STRENGTH	TEAM	ADJ.	CONF.	ADJ CONF.
Average RPI Loss:	56	RECORD	PCT. RANK	GAMES	SCHEDULE	OF SCHEDULE	RPI	RPI	RPI	RPI
DIV. I ONLY	22- 7	49	7- 3	72	64	37	37	6	6	
DIV. I NON-CONF.	10- 1	19	0- 0	50	55	5	5	6	6	
TOTALS	RPI 1-25	RPI 26-50	W-L RECORDS	RPI 51-100	RPI 101-150	RPI 150+				
22- 7	1- 1	3- 2	OVERALL	4- 4	5- 0	9- 0				
11- 3	0- 1	2- 0	HOME	2- 2	1- 0	6- 0				
9- 4	1- 0	0- 2	AWAY	1- 2	4- 0	3- 0				
2- 0	0- 0	1- 0	NEUTRAL	1- 0	0- 0	0- 0				
10- 1	0- 0	2- 1	NON-CONFERENCE	2- 0	3- 0	3- 0				
5- 0	0- 0	1- 0	HOME	1- 0	0- 0	3- 0				
3- 1	0- 0	0- 1	AWAY	0- 0	3- 0	0- 0				
2- 0	0- 0	1- 0	NEUTRAL	1- 0	0- 0	0- 0				
12- 6	1- 1	1- 1	CONFERENCE	2- 4	2- 0	6- 0				
6- 3	0- 1	1- 0	HOME	1- 2	1- 0	3- 0				
6- 3	1- 0	0- 1	AWAY	1- 2	1- 0	3- 0				
0- 0	0- 0	0- 0	NEUTRAL	0- 0	0- 0	0- 0				

RPI 1-25				RPI 26-50				Team's RPI: 37	RPI 51-100				RPI 101+			
RPI	S	Opponent	Score	RPI	S	Opponent	Score		RPI	S	Opponent	Score	RPI	S	Opponent	Score
19	A	DePaul	83 74	32	H	Princeton	71 64		52	H	Rutgers	77 49	113	A	Saint Joseph's	66 54
19	H	DePaul	74 86	39	A	Georgia	52 70		54	A	St. John's (NY)	69 71	127	A	Liberty	92 56
				44	A	Villanova	45 55		54	H	St. John's (NY)	64 72	128	A	Creighton	86 82
				44	H	Villanova	60 50		91	A	Georgetown	83 75	128	H	Creighton	77 71
				49	N	North Carolina St.	58 55		91	H	Georgetown	65 73	147	A	UT Arlington	61 54
									92	A	Marquette	82 89	158	H	Fordham	66 54
									92	H	Marquette	99 68	167	A	Xavier	72 67
									98	N	UNI	57 49	167	H	Xavier	82 66
													181	A	Butler	72 67
													181	H	Butler	98 77
													227	H	Bryant	93 57
													264	A	Providence	64 54
													264	H	Providence	71 54
													338	H	Saint Peter's	81 65
LAST 12 Division I GAMES:																
264	H	Providence	71 54	54	H	St. John's (NY)	64 72									
128	H	Creighton	77 71	92	A	Marquette	82 89									
167	A	Xavier	72 67	19	A	DePaul	83 74									
181	A	Butler	72 67	181	H	Butler	98 77									
44	H	Villanova	60 50	167	H	Xavier	82 66									
91	H	Georgetown	65 73	91	A	Georgetown	83 75									

Non-Div I Games:

Seton Hall






■ Loss,
■ Non-Conf,
■ S Site,
■ H Home
■ A Away
N Neutral

Average RPI Win: 263	WON-LOST	WINNING	LAST 10	STRENGTH OF	OPP. STRENGTH	TEAM	ADJ.	CONF.	ADJ CONF.
Average RPI Loss: 169	RECORD	PCT. RANK	GAMES	SCHEDULE	OF SCHEDULE	RPI	RPI	RPI	RPI
DIV. I ONLY	14- 18	212	2- 8	236	270	231	231	23	23
DIV. I NON-CONF.	3- 7	248	0- 0	154	314	213	213	22	22
TOTALS	RPI 1-25	RPI 26-50	W-L RECORDS	RPI 51-100	RPI 101-150	RPI 150+			
14- 18	0- 0	0- 1	OVERALL	0- 3	0- 4	14- 10			
7- 7	0- 0	0- 0	HOME	0- 2	0- 2	7- 3			
6- 10	0- 0	0- 1	AWAY	0- 1	0- 2	6- 6			
1- 1	0- 0	0- 0	NEUTRAL	0- 0	0- 0	1- 1			
3- 7	0- 0	0- 1	NON-CONFERENCE	0- 1	0- 1	3- 4			
0- 2	0- 0	0- 0	HOME	0- 1	0- 0	0- 1			
2- 4	0- 0	0- 1	AWAY	0- 0	0- 1	2- 2			
1- 1	0- 0	0- 0	NEUTRAL	0- 0	0- 0	1- 1			
11- 11	0- 0	0- 0	CONFERENCE	0- 2	0- 3	11- 6			
7- 5	0- 0	0- 0	HOME	0- 1	0- 2	7- 2			
4- 6	0- 0	0- 0	AWAY	0- 1	0- 1	4- 4			
0- 0	0- 0	0- 0	NEUTRAL	0- 0	0- 0	0- 0			

RPI 1-25				RPI 26-50				RPI 51-100				RPI 101+				Team's RPI: 231	
RPI	S	Opponent	Score	RPI	S	Opponent	Score	RPI	S	Opponent	Score	RPI	S	Opponent	Score		
				34	A	St. Bonaventure	40 57	51	H	Albany (NY)	42 61	116	A	Iona	51 63		
								82	A	Quinnipiac	52 94	116	H	Iona	47 64		
								82	H	Quinnipiac	59 69	116	H	Iona	51 64		
												137	A	Southern Ill.	54 73		
												159	A	Marist	37 66		
												159	H	Marist	60 56		
												160	H	Northeastern	67 70		
												200	A	Fairfield	55 67		
												200	H	Fairfield	51 71		
												222	A	Canisius	58 52		
												222	H	Canisius	61 57		
												228	A	Navy	58 59		
												233	A	New Hampshire	57 53		
												245	A	Manhattan	49 56		
												245	H	Manhattan	60 59		
												246	A	Monmouth	69 63		
												246	H	Monmouth	64 54		
												251	N	Alabama St.	53 57		
												254	N	Morgan St.	69 46		
												284	A	Rider	58 70		
												284	H	Rider	79 76		
												284	H	Rider	66 45		
												289	A	Niagara	59 51		
												289	H	Niagara	45 54		
												299	A	Colgate	50 52		
												316	A	Fairleigh Dickinson	81 65		
LAST 12 Division I GAMES:																	
				116	H	Iona	47 64	245	A	Manhattan	49 56						
				284	H	Rider	79 76	116	H	Iona	51 64						
				289	H	Niagara	45 54	200	A	Fairfield	55 67						
				159	H	Marist	60 56	82	H	Quinnipiac	59 69						
				116	A	Iona	51 63	338	A	Saint Peter's	64 55						
				200	H	Fairfield	51 71	159	A	Marist	37 66						

Non-Div I Games:

Siena

 Loss,
  Non-Conf,
  S Site,
  H Home
  A Away
 N Neutral

S
i
e
n
a

RPI S Siena
Opponent Score

Through Games Of March 5, 2016

RPI	S	Opponent	Score
338	A	Saint Peter's	64 55
338	H	Saint Peter's	59 58

S
i
e
n
a

Siena

Average RPI Win:	224	WON-LOST	WINNING	LAST 10	STRENGTH OF	OPP. STRENGTH	TEAM	ADJ.	CONF.	ADJ CONF.
Average RPI Loss:	155	RECORD	PCT. RANK	GAMES	SCHEDULE	OF SCHEDULE	RPI	RPI	RPI	RPI
DIV. I ONLY	13- 14	183	6- 4	183	205	185	185	15	15	
DIV. I NON-CONF.	2- 5	253	0- 0	170	243	231	231	14	14	
TOTALS	RPI 1-25	RPI 26-50	W-L RECORDS	RPI 51-100	RPI 101-150	RPI 150+				
13- 14	0- 1	0- 2	OVERALL	0- 0	4- 4	9- 7				
6- 7	0- 1	0- 1	HOME	0- 0	3- 1	3- 4				
7- 7	0- 0	0- 1	AWAY	0- 0	1- 2	6- 3				
0- 0	0- 0	0- 0	NEUTRAL	0- 0	0- 0	0- 0				
2- 5	0- 1	0- 0	NON-CONFERENCE	0- 0	0- 0	2- 4				
0- 3	0- 1	0- 0	HOME	0- 0	0- 0	0- 2				
2- 2	0- 0	0- 0	AWAY	0- 0	0- 0	2- 2				
0- 0	0- 0	0- 0	NEUTRAL	0- 0	0- 0	0- 0				
11- 9	0- 0	0- 2	CONFERENCE	0- 0	4- 4	7- 3				
6- 4	0- 0	0- 1	HOME	0- 0	3- 1	3- 2				
5- 5	0- 0	0- 1	AWAY	0- 0	1- 3	4- 1				
0- 0	0- 0	0- 0	NEUTRAL	0- 0	0- 0	0- 0				

RPI 1-25				RPI 26-50				RPI 51-100				RPI 101+ Team's RPI: 185			
RPI	S	Opponent	Score	RPI	S	Opponent	Score	RPI	S	Opponent	Score	RPI	S	Opponent	Score
24	H	Florida	60 72	40	A	Arkansas St.	51 58					103	A	Little Rock	43 74
				40	H	Arkansas St.	53 66					103	H	Little Rock	34 47
												134	A	La.-Lafayette	50 69
												134	H	La.-Lafayette	68 59
												141	A	Troy	75 71
												141	H	Troy	65 63
												147	A	UT Arlington	49 53
												147	H	UT Arlington	59 55
												155	A	Southern U.	45 50
												165	H	UAB	39 53
												171	A	Southern Miss.	51 71
												229	A	Grand Canyon	59 56
												241	A	Texas St.	70 56
												241	H	Texas St.	71 73
												251	A	Alabama St.	47 43
												262	A	Appalachian St.	68 54
												262	H	Appalachian St.	71 55
												272	A	La.-Monroe	63 57
												272	H	La.-Monroe	54 67
												273	A	Georgia St.	60 52
												273	H	Georgia St.	83 45
												278	H	UCF	36 77
												290	A	Ga. Southern	43 57
												290	H	Ga. Southern	48 45
LAST 12 Division I GAMES:															
241	A	Texas St.	70 56	290	H	Ga. Southern	48 45								
147	A	UT Arlington	49 53	273	H	Georgia St.	83 45								
134	H	La.-Lafayette	68 59	103	A	Little Rock	43 74								
272	H	La.-Monroe	54 67	40	A	Arkansas St.	51 58								
262	A	Appalachian St.	68 54	262	H	Appalachian St.	71 55								
141	H	Troy	65 63	141	A	Troy	75 71								

Non-Div I Games: Spring Hill 64 49 William Carey 66 30

South Ala.

■ Loss,
 ■ Non-Conf, S Site,
 ■ Home
 ■ Away
 N Neutral

South Carolina

Through Games Of March 5, 2016

Average RPI Win:	98	WON-LOST	WINNING	LAST 10	STRENGTH OF	OPP. STRENGTH	TEAM	ADJ.	CONF.	ADJ CONF.
Average RPI Loss:	4	RECORD	PCT. RANK	GAMES	SCHEDULE	OF SCHEDULE	RPI	RPI	RPI	RPI
DIV. I ONLY	30- 1	3	9- 1	15	4	3	3	2	2	
DIV. I NON-CONF.	12- 1	9	0- 1	86	9	13	13	2	2	
TOTALS	RPI 1-25	RPI 26-50	W-L RECORDS	RPI 51-100	RPI 101-150	RPI 150+				
30- 1	11- 1	3- 0	OVERALL	4- 0	4- 0	8- 0				
14- 1	4- 1	3- 0	HOME	1- 0	2- 0	4- 0				
11- 0	5- 0	0- 0	AWAY	2- 0	1- 0	3- 0				
5- 0	2- 0	0- 0	NEUTRAL	1- 0	1- 0	1- 0				
12- 1	3- 1	1- 0	NON-CONFERENCE	1- 0	2- 0	5- 0				
6- 1	1- 1	1- 0	HOME	1- 0	0- 0	3- 0				
3- 0	1- 0	0- 0	AWAY	0- 0	1- 0	1- 0				
3- 0	1- 0	0- 0	NEUTRAL	0- 0	1- 0	1- 0				
18- 0	8- 0	2- 0	CONFERENCE	3- 0	2- 0	3- 0				
8- 0	3- 0	2- 0	HOME	0- 0	2- 0	1- 0				
8- 0	4- 0	0- 0	AWAY	2- 0	0- 0	2- 0				
2- 0	1- 0	0- 0	NEUTRAL	1- 0	0- 0	0- 0				

RPI 1-25				Team's RPI: 3		RPI 26-50				RPI 51-100				RPI 101+			
RPI	S	Opponent	Score	RPI	S	Opponent	Score	RPI	S	Opponent	Score	RPI	S	Opponent	Score		
4	H	UConn	54 66	39	H	Georgia	61 51	56	A	Auburn	74 58	119	H	LSU	75 39		
6	H	Ohio St.	88 80	43	H	Missouri	83 58	56	N	Auburn	57 48	121	A	Hawaii	67 51		
8	A	UCLA	68 65	50	H	Duke	66 55	73	A	Vanderbilt	71 61	139	H	Arkansas	85 32		
11	N	Arizona St.	60 58					88	H	Elon	78 63	148	N	East Carolina	88 57		
12	A	Kentucky	73 62									161	A	Alabama	66 46		
12	H	Kentucky	78 68									177	A	Ole Miss	66 45		
12	N	Kentucky	93 63									177	H	Ole Miss	81 62		
20	A	Texas A&M	70 63									207	H	Hampton	86 48		
20	H	Texas A&M	59 58									212	N	CSU Bakersfield	90 71		
22	A	Mississippi St.	57 51									258	A	Clemson	67 41		
24	H	Florida	86 71									307	H	UNCG	92 44		
25	A	Tennessee	62 56									326	H	Winthrop	86 37		
LAST 12 Division I GAMES:																	
		12	N	Kentucky			93	63			25	A	Tennessee		62	56	
		56	N	Auburn			57	48			24	H	Florida		86	71	
		119	H	LSU			75	39			4	H	UConn		54	66	
		177	A	Ole Miss			66	45			12	H	Kentucky		78	68	
		161	A	Alabama			66	46			20	A	Texas A&M		70	63	
		39	H	Georgia			61	51			177	H	Ole Miss		81	62	

Non-Div I Games:

South Carolina

Loss, Non-Conf, S Site, H Home A Away N Neutral

Average RPI Win:	312	WON-LOST	WINNING	LAST 10	STRENGTH OF	OPP. STRENGTH	TEAM	ADJ.	CONF.	ADJ CONF.
Average RPI Loss:	227	RECORD	PCT. RANK	GAMES	SCHEDULE	OF SCHEDULE	RPI	RPI	RPI	RPI
DIV. I ONLY	9- 15	245	4- 6	346	340	312	312	32	32	
DIV. I NON-CONF.	2- 6	272	0- 0	306	267	290	290	30	30	
TOTALS	RPI 1-25	RPI 26-50	W-L RECORDS	RPI 51-100	RPI 101-150	RPI 150+				
9- 15	0- 0	0- 0	OVERALL	0- 1	0- 0	9- 14				
5- 4	0- 0	0- 0	HOME	0- 0	0- 0	5- 4				
4- 10	0- 0	0- 0	AWAY	0- 0	0- 0	4- 10				
0- 1	0- 0	0- 0	NEUTRAL	0- 1	0- 0	0- 0				
2- 6	0- 0	0- 0	NON-CONFERENCE	0- 1	0- 0	2- 5				
1- 0	0- 0	0- 0	HOME	0- 0	0- 0	1- 0				
1- 5	0- 0	0- 0	AWAY	0- 0	0- 0	1- 5				
0- 1	0- 0	0- 0	NEUTRAL	0- 1	0- 0	0- 0				
7- 9	0- 0	0- 0	CONFERENCE	0- 0	0- 0	7- 9				
4- 4	0- 0	0- 0	HOME	0- 0	0- 0	4- 4				
3- 5	0- 0	0- 0	AWAY	0- 0	0- 0	3- 5				
0- 0	0- 0	0- 0	NEUTRAL	0- 0	0- 0	0- 0				

RPI 1-25			RPI 26-50			RPI 51-100			RPI 101+			Team's RPI: 312
RPI	S	Opponent	Score	RPI	S	Opponent	Score	RPI	S	Opponent	Score	
						99 N Central Ark.	38 51	152 A	Jacksonville	47 79		
								165 A	UAB	38 71		
								187 A	Davidson	51 63		
								207 A	Hampton	50 63		
								215 A	Furman	46 59		
								218 H	N.C. A&T	54 57		
								242 A	Bethune-Cookman	50 65		
								242 H	Bethune-Cookman	46 64		
								244 H	Coppin St.	67 63		
								254 H	Morgan St.	56 62		
								258 A	Clemson	54 63		
								274 A	UMES	55 61		
								274 H	UMES	56 63		
								292 A	Savannah St.	39 62		
								292 H	Savannah St.	56 43		
								297 A	Florida A&M	68 62		
								305 H	Wofford	60 47		
								322 A	Delaware St.	61 79		
								322 H	Delaware St.	61 48		
								325 A	North Florida	53 48		
								332 A	Howard	65 63		
								347 A	Norfolk St.	60 52		
								348 H	N.C. Central	58 51		
LAST 12 Division I GAMES:												
242 H	Bethune-Cookman	46 64	244 H	Coppin St.	67 63							
292 A	Savannah St.	39 62	322 A	Delaware St.	61 79							
332 A	Howard	65 63	207 A	Hampton	50 63							
274 A	UMES	55 61	347 A	Norfolk St.	60 52							
292 H	Savannah St.	56 43	274 H	UMES	56 63							
254 H	Morgan St.	56 62	322 H	Delaware St.	61 48							

Non-Div I Games: Morris 90 39 Southern Wesleyan 75 52

South Carolina St.

Loss, Non-Conf, S Site, H Home A Away N Neutral

South Dakota

Through Games Of March 5, 2016

Average RPI Win:	211	WON-LOST	WINNING	LAST 10	STRENGTH OF	OPP. STRENGTH	TEAM	ADJ.	CONF.	ADJ CONF.
Average RPI Loss:	81	RECORD	PCT. RANK	GAMES	SCHEDULE	OF SCHEDULE	RPI	RPI	RPI	RPI
DIV. I ONLY	24- 5	21	10- 0	244	131	62	62	18	18	
DIV. I NON-CONF.	8- 4	99	0- 0	177	14	87	87	18	18	
TOTALS	RPI 1-25	RPI 26-50	W-L RECORDS	RPI 51-100	RPI 101-150	RPI 150+				
24- 5	0- 0	0- 2	OVERALL	5- 2	3- 1	16- 0				
11- 1	0- 0	0- 1	HOME	3- 0	2- 0	6- 0				
11- 4	0- 0	0- 1	AWAY	2- 2	1- 1	8- 0				
2- 0	0- 0	0- 0	NEUTRAL	0- 0	0- 0	2- 0				
8- 4	0- 0	0- 2	NON-CONFERENCE	3- 2	0- 0	5- 0				
3- 1	0- 0	0- 1	HOME	2- 0	0- 0	1- 0				
4- 3	0- 0	0- 1	AWAY	1- 2	0- 0	3- 0				
1- 0	0- 0	0- 0	NEUTRAL	0- 0	0- 0	1- 0				
16- 1	0- 0	0- 0	CONFERENCE	2- 0	3- 1	11- 0				
8- 0	0- 0	0- 0	HOME	1- 0	2- 0	5- 0				
7- 1	0- 0	0- 0	AWAY	1- 0	1- 1	5- 0				
1- 0	0- 0	0- 0	NEUTRAL	0- 0	0- 0	1- 0				

RPI 1-25			RPI 26-50			RPI 51-100			Team's RPI: 62			RPI 101+			
RPI	S	Opponent	Score	RPI	S	Opponent	Score	RPI	S	Opponent	Score	RPI	S	Opponent	Score
				31	H	Washington	64 77	60	A	South Dakota St.	63 58	115	A	IUPUI	74 63
				47	A	Kansas St.	81 84	60	H	South Dakota St.	80 75	115	H	IUPUI	65 59
								87	A	Utah	59 66	143	A	Oral Roberts	56 60
								92	H	Marquette	97 69	143	H	Oral Roberts	71 48
								97	A	North Dakota	73 70	164	A	Fla. Atlantic	76 53
								98	A	UNI	43 64	179	A	Illinois	85 76
								100	H	Drake	92 87	193	A	San Jose St.	87 77
												226	A	Western Ill.	102 77
												226	H	Western Ill.	86 50
												260	A	Omaha	70 55
												260	H	Omaha	82 76
												262	N	Appalachian St.	87 60
												301	A	Denver	79 33
												301	H	Denver	85 60
												301	N	Denver	73 54
												315	A	IPFW	90 63
												315	H	IPFW	92 60
												323	H	Portland St.	103 61
												324	A	North Dakota St.	96 94
												324	H	North Dakota St.	80 54
LAST 12 Division I GAMES:															
				301	N	Denver	73 54	260	A	Omaha	70 55				
				115	A	IUPUI	74 63	301	A	Denver	79 33				
				315	A	IPFW	90 63	324	H	North Dakota St.	80 54				
				60	H	South Dakota St.	80 75	226	A	Western Ill.	102 77				
				226	H	Western Ill.	86 50	115	H	IUPUI	65 59				
				143	H	Oral Roberts	71 48	315	H	IPFW	92 60				

Non-Div I Games: Dakota Wesleyan 94 54

South Dakota

Loss, Non-Conf, S Site, H Home A Away N Neutral

Average RPI Win:	214	WON-LOST	WINNING	LAST 10	STRENGTH OF	OPP. STRENGTH	TEAM	ADJ.	CONF.	ADJ CONF.
Average RPI Loss:	46	RECORD	PCT. RANK	GAMES	SCHEDULE	OF SCHEDULE	RPI	RPI	RPI	RPI
DIV. I ONLY	24- 6	30	8- 2	162	133	60	60	18	18	
DIV. I NON-CONF.	10- 3	61	0- 0	46	15	30	30	18	18	
TOTALS	RPI 1-25	RPI 26-50	W-L RECORDS	RPI 51-100	RPI 101-150	RPI 150+				
24- 6	1- 3	0- 0	OVERALL	1- 2	6- 1	16- 0				
13- 2	1- 1	0- 0	HOME	1- 1	3- 0	8- 0				
8- 3	0- 1	0- 0	AWAY	0- 1	2- 1	6- 0				
3- 1	0- 1	0- 0	NEUTRAL	0- 0	1- 0	2- 0				
10- 3	1- 3	0- 0	NON-CONFERENCE	1- 0	3- 0	5- 0				
6- 1	1- 1	0- 0	HOME	1- 0	1- 0	3- 0				
2- 1	0- 1	0- 0	AWAY	0- 0	1- 0	1- 0				
2- 1	0- 1	0- 0	NEUTRAL	0- 0	1- 0	1- 0				
14- 3	0- 0	0- 0	CONFERENCE	0- 2	3- 1	11- 0				
7- 1	0- 0	0- 0	HOME	0- 1	2- 0	5- 0				
6- 2	0- 0	0- 0	AWAY	0- 1	1- 1	5- 0				
1- 0	0- 0	0- 0	NEUTRAL	0- 0	0- 0	1- 0				

RPI 1-25				RPI 26-50				RPI 51-100 Team's RPI: 60				RPI 101+			
RPI	S	Opponent	Score	RPI	S	Opponent	Score	RPI	S	Opponent	Score	RPI	S	Opponent	Score
1	H	Notre Dame	64 75					62	A	South Dakota	75 80	115	A	IUPUI	60 63
10	N	Maryland	55 62					62	H	South Dakota	58 63	115	H	IUPUI	68 66
19	H	DePaul	88 79					98	H	UNI	89 86	124	N	Pittsburgh	55 54
23	A	Green Bay	57 58									128	A	Creighton	53 51
												139	H	Arkansas	76 69
												143	A	Oral Roberts	68 50
												143	H	Oral Roberts	60 48
												154	N	Old Dominion	71 39
												159	H	Marist	77 68
												175	H	Northern Colo.	66 62
												226	A	Western Ill.	66 65
												226	H	Western Ill.	85 63
												257	A	Bowling Green	58 45
												260	A	Omaha	65 47
												260	H	Omaha	68 58
												301	A	Denver	76 39
												301	H	Denver	80 52
												315	A	IPFW	61 42
												315	H	IPFW	92 64
												315	N	IPFW	80 60
												323	H	Portland St.	74 65
												324	A	North Dakota St.	81 63
												324	H	North Dakota St.	81 47
LAST 12 Division I GAMES:															
315	N	IPFW	80 60	143	H	Oral Roberts	60 48								
226	A	Western Ill.	66 65	324	H	North Dakota St.	81 47								
115	A	IUPUI	60 63	260	A	Omaha	65 47								
62	A	South Dakota	75 80	143	A	Oral Roberts	68 50								
301	H	Denver	80 52	226	H	Western Ill.	85 63								
315	H	IPFW	92 64	115	H	IUPUI	68 66								

Non-Div I Games:

South Dakota St.

■ Loss,
 ■ Non-Conf, S Site,
 ■ Home
 ■ Away
 N Neutral

Average RPI Win:	155	WON-LOST	WINNING	LAST 10	STRENGTH OF	OPP. STRENGTH	TEAM	ADJ.	CONF.	ADJ CONF.
Average RPI Loss:	34	RECORD	PCT. RANK	GAMES	SCHEDULE	OF SCHEDULE	RPI	RPI	RPI	RPI
DIV. I ONLY	22- 8	56	7- 3	50	66	26	26	9	9	
DIV. I NON-CONF.	7- 4	110	0- 1	7	5	22	22	7	7	
TOTALS	RPI 1-25	RPI 26-50	W-L RECORDS	RPI 51-100	RPI 101-150	RPI 150+				
22- 8	0- 5	2- 0	OVERALL	5- 2	4- 1	11- 0				
15- 1	0- 1	2- 0	HOME	4- 0	3- 0	6- 0				
6- 6	0- 1	0- 0	AWAY	1- 1	1- 0	4- 0				
1- 1	0- 1	0- 0	NEUTRAL	0- 0	0- 0	1- 0				
7- 4	0- 3	2- 0	NON-CONFERENCE	2- 1	1- 0	2- 0				
7- 0	0- 0	2- 0	HOME	2- 0	1- 0	2- 0				
0- 3	0- 2	0- 0	AWAY	0- 1	0- 0	0- 0				
0- 1	0- 1	0- 0	NEUTRAL	0- 0	0- 0	0- 0				
15- 4	0- 2	0- 0	CONFERENCE	3- 1	3- 1	9- 0				
8- 1	0- 1	0- 0	HOME	2- 0	2- 0	4- 0				
6- 3	0- 1	0- 0	AWAY	1- 1	1- 1	4- 0				
1- 0	0- 0	0- 0	NEUTRAL	0- 0	0- 0	1- 0				

RPI 1-25				RPI 26-50				RPI 51-100				RPI 101+			
RPI	S	Opponent	Score	RPI	S	Opponent	Score	RPI	S	Opponent	Score	RPI	S	Opponent	Score
2	A	Baylor	63 66	28	H	Oklahoma St.	68 46	54	A	St. John's (NY)	70 74	108	A	Memphis	87 88
4	A	UConn	59 79	41	H	Chattanooga	61 33	64	A	Temple	66 68	108	H	Memphis	97 82
4	H	UConn	59 75					64	H	Temple	76 62	130	H	Penn St.	101 79
14	A	Louisville	50 67					74	A	Tulane	71 67	148	A	East Carolina	61 59
22	N	Mississippi St.	58 68					74	H	Tulane	77 65	148	H	East Carolina	75 54
								79	H	Drexel	73 58	152	H	Jacksonville	74 52
								95	H	Harvard	86 59	181	H	Butler	87 77
												188	A	Tulsa	72 66
												192	A	SMU	66 48
												192	H	SMU	83 56
												192	N	SMU	73 60
												237	A	Cincinnati	78 51
												237	H	Cincinnati	82 49
												278	A	UCF	88 49
												278	H	UCF	108 63
												285	H	Houston	73 49
LAST 12 Division I GAMES:															
192	N	SMU	73 60	237	A	Cincinnati	78 51								
4	A	UConn	59 79	74	H	Tulane	77 65								
64	H	Temple	76 62	64	A	Temple	66 68								
188	A	Tulsa	72 66	237	H	Cincinnati	82 49								
108	H	Memphis	97 82	192	A	SMU	66 48								
14	A	Louisville	50 67	285	H	Houston	73 49								

Non-Div I Games:

South Fla.

■ Loss,
 ■ Non-Conf,
 ■ S Site,
 ■ Home
 ■ Away
 N Neutral

Average RPI Win:	276	WON-LOST	WINNING	LAST 10	STRENGTH OF	OPP. STRENGTH	TEAM	ADJ.	CONF.	ADJ CONF.
Average RPI Loss:	152	RECORD	PCT. RANK	GAMES	SCHEDULE	OF SCHEDULE	RPI	RPI	RPI	RPI
DIV. I ONLY	13- 15	196	3- 7	273	283	232	232	24	24	
DIV. I NON-CONF.	5- 6	180	0- 1	169	327	173	173	24	24	
TOTALS	RPI 1-25	RPI 26-50	W-L RECORDS	RPI 51-100	RPI 101-150	RPI 150+				
13- 15	0- 0	0- 1	OVERALL	1- 3	0- 6	12- 5				
7- 4	0- 0	0- 0	HOME	1- 1	0- 3	6- 0				
6- 8	0- 0	0- 1	AWAY	0- 1	0- 2	6- 4				
0- 3	0- 0	0- 0	NEUTRAL	0- 1	0- 1	0- 1				
5- 6	0- 0	0- 1	NON-CONFERENCE	0- 3	0- 1	5- 1				
1- 2	0- 0	0- 0	HOME	0- 1	0- 1	1- 0				
4- 2	0- 0	0- 1	AWAY	0- 1	0- 0	4- 0				
0- 2	0- 0	0- 0	NEUTRAL	0- 1	0- 0	0- 1				
8- 9	0- 0	0- 0	CONFERENCE	1- 0	0- 5	7- 4				
6- 2	0- 0	0- 0	HOME	1- 0	0- 2	5- 0				
2- 6	0- 0	0- 0	AWAY	0- 0	0- 2	2- 4				
0- 1	0- 0	0- 0	NEUTRAL	0- 0	0- 1	0- 0				

RPI 1-25	RPI 26-50	RPI 51-100	RPI 101+	Team's RPI: 232
RPI S Opponent Score	RPI S Opponent Score	RPI S Opponent Score	RPI S Opponent Score	Score
	43 A Missouri 32 74	53 A Saint Louis 52 67	104 A UT Martin 65 95	
		59 N UC Riverside 67 85	104 H UT Martin 74 84	
		78 H Belmont 81 74	137 H Southern Ill. 72 87	
		99 H Central Ark. 54 63	145 A SIUE 73 80	
			145 H SIUE 75 89	
			145 N SIUE 76 80	
			178 A Eastern Ky. 55 56	
			201 N Idaho St. 64 65	
			226 A Western Ill. 89 84	
			256 H Tennessee St. 75 65	
			263 A Murray St. 61 80	
			263 H Murray St. 96 59	
			270 A Austin Peay 71 74	
			270 H Austin Peay 71 69	
			280 A Tennessee Tech 60 57	
			291 A Wichita St. 66 62	
			296 H Jacksonville St. 61 47	
			302 H UMKC 78 65	
			306 A Morehead St. 89 79	
			335 A Lipscomb 84 69	
			339 A Eastern Ill. 59 64	
			339 H Eastern Ill. 82 52	
			346 A Alabama A&M 69 58	
LAST 12 Division I GAMES:				
145 N SIUE 76 80	104 A UT Martin 65 95			
59 N UC Riverside 67 85	339 A Eastern Ill. 59 64			
270 A Austin Peay 71 74	263 H Murray St. 96 59			
145 H SIUE 75 89	270 H Austin Peay 71 69			
339 H Eastern Ill. 82 52	104 H UT Martin 74 84			
263 A Murray St. 61 80	145 A SIUE 73 80			

Non-Div I Games: Harris-Stowe 78 66 William Woods 94 58

Southeast Mo. St.

Loss, Non-Conf, S Site, H Home A Away N Neutral

Average RPI Win:	272	WON-LOST	WINNING	LAST 10	STRENGTH OF	OPP. STRENGTH	TEAM	ADJ.	CONF.	ADJ CONF.
Average RPI Loss:	175	RECORD	PCT. RANK	GAMES	SCHEDULE	OF SCHEDULE	RPI	RPI	RPI	RPI
DIV. I ONLY	4- 25	331	1- 9	163	278	317	317	25	25	
DIV. I NON-CONF.	1- 10	330	0- 0	133	182	281	281	26	26	
TOTALS	RPI 1-25	RPI 26-50	W-L RECORDS	RPI 51-100	RPI 101-150	RPI 150+				
4- 25	0- 1	0- 0	OVERALL	0- 6	0- 8	4- 10				
3- 10	0- 0	0- 0	HOME	0- 3	0- 3	3- 4				
1- 15	0- 1	0- 0	AWAY	0- 3	0- 5	1- 6				
0- 0	0- 0	0- 0	NEUTRAL	0- 0	0- 0	0- 0				
1- 10	0- 1	0- 0	NON-CONFERENCE	0- 2	0- 4	1- 3				
0- 4	0- 0	0- 0	HOME	0- 1	0- 1	0- 2				
1- 6	0- 1	0- 0	AWAY	0- 1	0- 3	1- 1				
0- 0	0- 0	0- 0	NEUTRAL	0- 0	0- 0	0- 0				
3- 15	0- 0	0- 0	CONFERENCE	0- 4	0- 4	3- 7				
3- 6	0- 0	0- 0	HOME	0- 2	0- 2	3- 2				
0- 9	0- 0	0- 0	AWAY	0- 2	0- 2	0- 5				
0- 0	0- 0	0- 0	NEUTRAL	0- 0	0- 0	0- 0				

RPI	S	Opponent	Score	RPI	S	Opponent	Score	RPI	S	Opponent	Score	RPI	S	Opponent	Score	Team's RPI: 317
22	A	Mississippi St.	41 81					56	H	Auburn	68 80	106	A	Wright St.	72 106	
								72	A	Georgia Tech	49 102	114	A	Northwestern St.	62 82	
								76	A	Abilene Christian	70 72	114	H	Northwestern St.	58 73	
								76	H	Abilene Christian	72 88	135	A	Texas Tech	51 113	
								99	A	Central Ark.	58 80	139	A	Arkansas	53 97	
								99	H	Central Ark.	60 64	141	H	Troy	90 100	
												144	A	McNeese St.	79 96	
												144	H	McNeese St.	74 83	
												167	A	Xavier	27 67	
												197	H	SFA	65 56	
												236	A	Sam Houston St.	56 80	
												250	A	Houston Baptist	56 64	
												272	H	La.-Monroe	84 88	
												288	H	Lamar	73 66	
												297	A	Florida A&M	62 57	
												304	A	Nicholls St.	52 70	
												304	H	Nicholls St.	78 68	
												308	H	Jackson St.	72 79	
												313	A	A&M-Corpus Christi	67 69	
												329	H	Incarinate Word	66 70	
												331	A	New Orleans	55 57	
												331	H	New Orleans	51 62	
LAST 12 Division I GAMES:																
304	A	Nicholls St.	52 70	304	H	Nicholls St.	78 68									
331	A	New Orleans	55 57	144	H	McNeese St.	74 83									
99	H	Central Ark.	60 64	76	H	Abilene Christian	72 88									
114	H	Northwestern St.	58 73	99	A	Central Ark.	58 80									
76	A	Abilene Christian	70 72	114	A	Northwestern St.	62 82									
331	H	New Orleans	51 62	144	A	McNeese St.	79 96									

Non-Div I Games:

Southeastern La.

■ Loss,
 ■ Non-Conf, S Site,
 ■ Home
 ■ Away
 N Neutral

Average RPI Win:	137	WON-LOST	WINNING	LAST 10	STRENGTH OF	OPP. STRENGTH	TEAM	ADJ.	CONF.	ADJ CONF.
Average RPI Loss:	48	RECORD	PCT. RANK	GAMES	SCHEDULE	OF SCHEDULE	RPI	RPI	RPI	RPI
DIV. I ONLY	18- 13	127	3- 7	9	56	55	55	1	1	
DIV. I NON-CONF.	11- 0	1	0- 0	53	323	6	6	1	1	
TOTALS	RPI 1-25	RPI 26-50	W-L RECORDS	RPI 51-100	RPI 101-150	RPI 150+				
18- 13	2- 7	0- 2	OVERALL	7- 2	4- 1	5- 1				
11- 5	1- 3	0- 1	HOME	5- 0	1- 1	4- 0				
3- 7	0- 3	0- 1	AWAY	1- 2	2- 0	0- 1				
4- 1	1- 1	0- 0	NEUTRAL	1- 0	1- 0	1- 0				
11- 0	1- 0	0- 0	NON-CONFERENCE	2- 0	3- 0	5- 0				
7- 0	0- 0	0- 0	HOME	2- 0	1- 0	4- 0				
1- 0	0- 0	0- 0	AWAY	0- 0	1- 0	0- 0				
3- 0	1- 0	0- 0	NEUTRAL	0- 0	1- 0	1- 0				
7- 13	1- 7	0- 2	CONFERENCE	5- 2	1- 1	0- 1				
4- 5	1- 3	0- 1	HOME	3- 0	0- 1	0- 0				
2- 7	0- 3	0- 1	AWAY	1- 2	1- 0	0- 1				
1- 1	0- 1	0- 0	NEUTRAL	1- 0	0- 0	0- 0				

RPI 1-25				RPI 26-50				RPI 51-100				RPI 101+			
RPI	S	Opponent	Score	RPI	S	Opponent	Score	RPI	S	Opponent	Score	RPI	S	Opponent	Score
5	A	Oregon St.	52 76	31	A	Washington	60 69	51	H	Albany (NY)	68 67	110	A	Gonzaga	60 56
5	H	Oregon St.	49 57	31	H	Washington	53 61	61	H	Santa Clara	81 46	116	N	Iona	76 56
5	N	Oregon St.	53 63					84	H	California	61 47	123	A	Arizona	67 57
8	A	UCLA	73 78					86	A	Oregon	60 69	123	H	Arizona	56 63
8	H	UCLA	71 68					86	H	Oregon	74 67	129	H	Long Beach St.	69 43
9	H	Stanford	47 57					87	A	Utah	70 59	199	A	Colorado	63 66
11	A	Arizona St.	68 69					94	A	Washington St.	61 73	204	H	UNLV	73 42
11	H	Arizona St.	45 50					94	H	Washington St.	64 62	229	N	Grand Canyon	75 44
21	N	West Virginia	78 67					94	N	Washington St.	77 73	297	H	Florida A&M	88 45
												334	H	Southern Utah	71 32
												336	H	UC Irvine	75 56
LAST 12 Division I GAMES:															
5	N	Oregon St.	53 63	94	H	Washington St.	64 62								
94	N	Washington St.	77 73	31	H	Washington	53 61								
123	H	Arizona	56 63	11	A	Arizona St.	68 69								
11	H	Arizona St.	45 50	123	A	Arizona	67 57								
86	A	Oregon	60 69	199	A	Colorado	63 66								
5	A	Oregon St.	52 76	87	A	Utah	70 59								

Non-Div I Games: Hope Int'l 92 43

Southern California

Loss, Non-Conf, S Site, H Home A Away N Neutral

Average RPI Win: 235	WON-LOST	WINNING	LAST 10	STRENGTH OF	OPP. STRENGTH	TEAM	ADJ.	CONF.	ADJ CONF.
Average RPI Loss: 134	RECORD	PCT. RANK	GAMES	SCHEDULE	OF SCHEDULE	RPI	RPI	RPI	RPI
DIV. I ONLY	19- 11	92	7- 3	221	224	137	137	21	21
DIV. I NON-CONF.	7- 5	135	1- 0	127	240	123	123	17	17
TOTALS	RPI 1-25	RPI 26-50	W-L RECORDS	RPI 51-100	RPI 101-150	RPI 150+			
19- 11	0- 1	0- 0	OVERALL	3- 3	2- 3	14- 4			
10- 5	0- 0	0- 0	HOME	1- 2	1- 2	8- 1			
9- 6	0- 1	0- 0	AWAY	2- 1	1- 1	6- 3			
0- 0	0- 0	0- 0	NEUTRAL	0- 0	0- 0	0- 0			
7- 5	0- 1	0- 0	NON-CONFERENCE	0- 0	2- 3	5- 1			
4- 2	0- 0	0- 0	HOME	0- 0	1- 2	3- 0			
3- 3	0- 1	0- 0	AWAY	0- 0	1- 1	2- 1			
0- 0	0- 0	0- 0	NEUTRAL	0- 0	0- 0	0- 0			
12- 6	0- 0	0- 0	CONFERENCE	3- 3	0- 0	9- 3			
6- 3	0- 0	0- 0	HOME	1- 2	0- 0	5- 1			
6- 3	0- 0	0- 0	AWAY	2- 1	0- 0	4- 2			
0- 0	0- 0	0- 0	NEUTRAL	0- 0	0- 0	0- 0			

RPI 1-25				RPI 26-50				RPI 51-100				RPI 101+ Team's RPI: 137			
RPI	S	Opponent	Score	RPI	S	Opponent	Score	RPI	S	Opponent	Score	RPI	S	Opponent	Score
19	A	DePaul	61 105					93	A	Missouri St.	77 82	104	H	UT Martin	63 70
								93	H	Missouri St.	69 61	108	A	Memphis	58 61
								98	A	UNI	65 60	112	A	Mercer	55 52
								98	H	UNI	64 73	133	H	Marshall	55 61
								100	A	Drake	77 67	145	H	SIUE	71 57
								100	H	Drake	64 71	174	A	Loyola Chicago	59 83
												174	H	Loyola Chicago	68 69
												179	A	Illinois	64 78
												224	A	Indiana St.	62 58
												224	H	Indiana St.	76 64
												231	H	Siena	73 54
												232	A	Southeast Mo. St.	87 72
												256	H	Tennessee St.	79 70
												263	A	Murray St.	70 57
												291	A	Wichita St.	48 57
												291	H	Wichita St.	80 66
												303	A	Bradley	65 51
												303	H	Bradley	75 49
												306	H	Morehead St.	102 69
												314	A	Illinois St.	68 55
												314	H	Illinois St.	76 71
												330	A	Evansville	66 63
												330	H	Evansville	74 56
LAST 12 Division I GAMES:															
256	H	Tennessee St.	79 70	93	H	Missouri St.	69 61								
100	H	Drake	64 71	330	A	Evansville	66 63								
98	H	UNI	64 73	303	A	Bradley	65 51								
224	A	Indiana St.	62 58	174	A	Loyola Chicago	59 83								
314	A	Illinois St.	68 55	314	H	Illinois St.	76 71								
291	H	Wichita St.	80 66	224	H	Indiana St.	76 64								

Non-Div I Games:

Southern Ill.

■ Loss,
 ■ Non-Conf,
 ■ S Site,
 ■ Home
 ■ A Away
 N Neutral

Average RPI Win:	228	WON-LOST	WINNING	LAST 10	STRENGTH OF	OPP. STRENGTH	TEAM	ADJ.	CONF.	ADJ CONF.
Average RPI Loss:	105	RECORD	PCT. RANK	GAMES	SCHEDULE	OF SCHEDULE	RPI	RPI	RPI	RPI
DIV. I ONLY	13- 15	196	3- 7	134	117	171	171	13	13	
DIV. I NON-CONF.	6- 4	125	1- 1	101	124	104	104	11	11	
TOTALS	RPI 1-25	RPI 26-50	W-L RECORDS	RPI 51-100	RPI 101-150	RPI 150+				
13- 15	0- 2	0- 4	OVERALL	0- 2	1- 1	12- 6				
11- 3	0- 0	0- 2	HOME	0- 0	1- 1	10- 0				
2- 11	0- 2	0- 2	AWAY	0- 2	0- 0	2- 5				
0- 1	0- 0	0- 0	NEUTRAL	0- 0	0- 0	0- 1				
6- 4	0- 2	0- 1	NON-CONFERENCE	0- 0	1- 0	5- 1				
5- 0	0- 0	0- 0	HOME	0- 0	1- 0	4- 0				
1- 3	0- 2	0- 1	AWAY	0- 0	0- 0	1- 0				
0- 1	0- 0	0- 0	NEUTRAL	0- 0	0- 0	0- 1				
7- 11	0- 0	0- 3	CONFERENCE	0- 2	0- 1	7- 5				
6- 3	0- 0	0- 2	HOME	0- 0	0- 1	6- 0				
1- 8	0- 0	0- 1	AWAY	0- 2	0- 0	1- 5				
0- 0	0- 0	0- 0	NEUTRAL	0- 0	0- 0	0- 0				

RPI	S	Opponent	Score	RPI	S	Opponent	Score	RPI	S	Opponent	Score	RPI	S	Opponent	Score	Team's RPI: 171
2	A	Baylor	42 97	30	A	UTEP	64 72	67	A	Middle Tenn.	44 74	111	H	Samford	56 48	
22	A	Mississippi St.	65 78	30	H	UTEP	54 57	77	A	Charlotte	59 80	133	H	Marshall	53 63	
				38	H	Western Ky.	53 54					153	N	North Carolina	62 69	
				41	A	Chattanooga	48 53					154	A	Old Dominion	45 53	
												164	H	Fla. Atlantic	89 80	
												165	A	UAB	49 53	
												177	H	Ole Miss	57 38	
												183	A	Louisiana Tech	37 72	
												183	H	Louisiana Tech	69 59	
												185	H	South Ala.	71 51	
												234	A	Rice	59 49	
												234	H	Rice	68 62	
												239	A	North Texas	55 57	
												239	H	North Texas	57 38	
												246	A	UTSA	41 47	
												246	H	UTSA	65 53	
												251	H	Alabama St.	65 44	
												280	A	Tennessee Tech	69 57	
												310	H	FIU	82 55	
												349	H	Mississippi Val.	71 55	
LAST 12 Division I GAMES:																
111	H	Samford	56 48	246	H	UTSA	65 53									
41	A	Chattanooga	48 53	30	H	UTEP	54 57									
133	H	Marshall	53 63	67	A	Middle Tenn.	44 74									
38	H	Western Ky.	53 54	165	A	UAB	49 53									
239	A	North Texas	55 57	234	H	Rice	68 62									
234	A	Rice	59 49	239	H	North Texas	57 38									

Non-Div I Games: William Carey 75 34

Southern Miss.

Loss, Non-Conf, S Site, H Home A Away N Neutral

Average RPI Win:	292	WON-LOST	WINNING	LAST 10	STRENGTH OF	OPP. STRENGTH	TEAM	ADJ.	CONF.	ADJ CONF.
Average RPI Loss:	134	RECORD	PCT. RANK	GAMES	SCHEDULE	OF SCHEDULE	RPI	RPI	RPI	RPI
DIV. I ONLY	15- 10	114	8- 2	276	324	155	155	31	31	
DIV. I NON-CONF.	1- 6	311	0- 0	20	4	188	188	31	31	
TOTALS	RPI 1-25	RPI 26-50	W-L RECORDS	RPI 51-100	RPI 101-150	RPI 150+				
15- 10	0- 2	0- 1	OVERALL	0- 2	0- 1	15- 4				
9- 1	0- 0	0- 0	HOME	0- 0	0- 0	9- 1				
6- 9	0- 1	0- 1	AWAY	0- 2	0- 1	6- 3				
0- 0	0- 0	0- 0	NEUTRAL	0- 0	0- 0	0- 0				
1- 6	0- 2	0- 1	NON-CONFERENCE	0- 2	0- 1	1- 0				
1- 0	0- 0	0- 0	HOME	0- 0	0- 0	1- 0				
0- 6	0- 2	0- 1	AWAY	0- 2	0- 1	0- 0				
0- 0	0- 0	0- 0	NEUTRAL	0- 0	0- 0	0- 0				
14- 4	0- 0	0- 0	CONFERENCE	0- 0	0- 0	14- 4				
8- 1	0- 0	0- 0	HOME	0- 0	0- 0	8- 1				
6- 3	0- 0	0- 0	AWAY	0- 0	0- 0	6- 3				
0- 0	0- 0	0- 0	NEUTRAL	0- 0	0- 0	0- 0				

RPI 1-25				RPI 26-50				RPI 51-100				RPI 101+ Team's RPI: 155			
RPI	S	Opponent	Score	RPI	S	Opponent	Score	RPI	S	Opponent	Score	RPI	S	Opponent	Score
10	A	Maryland	61 94	47	A	Kansas St.	47 59	74	A	Tulane	48 77	125	A	Iowa St.	46 86
20	A	Texas A&M	47 88					96	A	Nebraska	38 89	185	H	South Ala.	50 45
												186	A	Grambling	52 65
												186	H	Grambling	80 68
												235	A	Texas Southern	45 59
												235	H	Texas Southern	56 55
												251	A	Alabama St.	57 55
												251	H	Alabama St.	59 60
												279	A	Prairie View	65 55
												279	H	Prairie View	72 45
												295	A	Alcorn	74 85
												295	H	Alcorn	66 57
												308	A	Jackson St.	66 57
												308	H	Jackson St.	84 57
												333	A	Ark.-Pine Bluff	78 61
												333	H	Ark.-Pine Bluff	74 70
												346	A	Alabama A&M	68 62
												346	H	Alabama A&M	77 38
												349	A	Mississippi Val.	99 36
												349	H	Mississippi Val.	78 26
LAST 12 Division I GAMES:															
279	H	Prairie View	72 45	333	H	Ark.-Pine Bluff	74 70								
235	H	Texas Southern	56 55	308	A	Jackson St.	66 57								
295	A	Alcorn	74 85	186	A	Grambling	52 65								
346	A	Alabama A&M	68 62	295	H	Alcorn	66 57								
251	A	Alabama St.	57 55	346	H	Alabama A&M	77 38								
349	H	Mississippi Val.	78 26	251	H	Alabama St.	59 60								

Non-Div I Games: Tougaloo 81 48 Spring Hill 65 46

Southern U.

Loss, Non-Conf, S Site, H Home A Away N Neutral

Southern Utah

Through Games Of March 5, 2016

Average RPI Win:	318	WON-LOST	WINNING	LAST 10	STRENGTH OF	OPP. STRENGTH	TEAM	ADJ.	CONF.	ADJ CONF.
Average RPI Loss:	174	RECORD	PCT. RANK	GAMES	SCHEDULE	OF SCHEDULE	RPI	RPI	RPI	RPI
DIV. I ONLY	4- 24	327	2- 8	220	285	334	334	19	19	
DIV. I NON-CONF.	2- 8	290	0- 0	278	286	326	326	23	23	
TOTALS	RPI 1-25	RPI 26-50	W-L RECORDS	RPI 51-100	RPI 101-150	RPI 150+				
4- 24	0- 0	0- 0	OVERALL	0- 2	0- 4	4- 18				
4- 8	0- 0	0- 0	HOME	0- 0	0- 1	4- 7				
0- 15	0- 0	0- 0	AWAY	0- 2	0- 3	0- 10				
0- 1	0- 0	0- 0	NEUTRAL	0- 0	0- 0	0- 1				
2- 8	0- 0	0- 0	NON-CONFERENCE	0- 1	0- 2	2- 5				
2- 1	0- 0	0- 0	HOME	0- 0	0- 0	2- 1				
0- 6	0- 0	0- 0	AWAY	0- 1	0- 2	0- 3				
0- 1	0- 0	0- 0	NEUTRAL	0- 0	0- 0	0- 1				
2- 16	0- 0	0- 0	CONFERENCE	0- 1	0- 2	2- 13				
2- 7	0- 0	0- 0	HOME	0- 0	0- 1	2- 6				
0- 9	0- 0	0- 0	AWAY	0- 1	0- 1	0- 7				
0- 0	0- 0	0- 0	NEUTRAL	0- 0	0- 0	0- 0				

RPI S	Opponent	Score	RPI S	Opponent	Score	RPI S	Opponent	Score	RPI S	Opponent	Score	Team's RPI: 334
						55	A Southern California	32 71	102	A TCU	47 76	
						97	A North Dakota	56 68	107	A New Mexico St.	60 74	
									136	A Idaho	48 93	
									136	H Idaho	51 62	
									151	A Montana St.	59 86	
									151	H Montana St.	66 87	
									162	A Montana	60 66	
									162	H Montana	50 81	
									168	H Sacramento St.	72 82	
									175	A Northern Colo.	44 64	
									176	A New Mexico	48 70	
									180	A Eastern Wash.	53 64	
									180	H Eastern Wash.	82 85	
									182	A Weber St.	56 75	
									182	H Weber St.	51 69	
									201	A Idaho St.	47 64	
									201	H Idaho St.	67 71	
									204	A UNLV	44 79	
									213	A Utah Valley	58 70	
									218	N N.C. A&T	65 78	
									298	H CSUN	67 65	
									311	A Northern Ariz.	48 57	
									311	H Northern Ariz.	73 68	
									323	H Portland St.	76 64	
									336	H UC Irvine	58 63	
									341	H Air Force	75 56	
LAST 12 Division I GAMES:												
			323	H Portland St.	76 64				162	H Montana	50 81	
			168	H Sacramento St.	72 82				180	A Eastern Wash.	53 64	
			311	H Northern Ariz.	73 68				136	A Idaho	48 93	
			201	A Idaho St.	47 64				182	H Weber St.	51 69	
			182	A Weber St.	56 75				201	H Idaho St.	67 71	
			151	H Montana St.	66 87				97	A North Dakota	56 68	

Non-Div I Games:

Southern Utah

■ Loss,
 ■ Non-Conf,
 ■ S Site,
 ■ Home
 ■ A Away
 N Neutral

Average RPI Win:	155	WON-LOST	WINNING	LAST 10	STRENGTH OF	OPP. STRENGTH	TEAM	ADJ.	CONF.	ADJ CONF.
Average RPI Loss:	91	RECORD	PCT. RANK	GAMES	SCHEDULE	OF SCHEDULE	RPI	RPI	RPI	RPI
DIV. I ONLY	23- 7	41	6- 4	79	89	34	34	7	7	
DIV. I NON-CONF.	11- 2	28	0- 0	118	94	27	27	8	8	
TOTALS	RPI 1-25	RPI 26-50	W-L RECORDS	RPI 51-100	RPI 101-150	RPI 150+				
23- 7	1- 2	2- 0	OVERALL	3- 3	5- 0	12- 2				
16- 0	1- 0	2- 0	HOME	2- 0	5- 0	6- 0				
7- 6	0- 1	0- 0	AWAY	1- 2	0- 0	6- 0				
0- 1	0- 0	0- 0	NEUTRAL	0- 1	0- 0	0- 0				
11- 2	0- 1	1- 0	NON-CONFERENCE	1- 1	4- 0	5- 0				
8- 0	0- 0	1- 0	HOME	1- 0	4- 0	2- 0				
3- 2	0- 1	0- 0	AWAY	0- 1	0- 0	3- 0				
0- 0	0- 0	0- 0	NEUTRAL	0- 0	0- 0	0- 0				
12- 5	1- 1	1- 0	CONFERENCE	2- 2	1- 0	7- 2				
8- 0	1- 0	1- 0	HOME	1- 0	1- 0	4- 0				
4- 4	0- 1	0- 0	AWAY	1- 1	0- 0	3- 2				
0- 1	0- 0	0- 0	NEUTRAL	0- 1	0- 0	0- 0				

RPI 1-25				RPI 26-50				Team's RPI: 34				RPI 51-100				RPI 101+			
RPI	S	Opponent	Score	RPI	S	Opponent	Score	RPI	S	Opponent	Score	RPI	S	Opponent	Score	RPI	S	Opponent	Score
18	A	Duquesne	62 74	33	H	George Washington	69 67	53	H	Saint Louis	80 59	105	H	Toledo	74 63				
18	H	Duquesne	60 48	36	H	James Madison	56 45	71	A	VCU	47 52	113	H	Saint Joseph's	65 51				
19	A	DePaul	54 77					71	N	VCU	50 59	130	H	Penn St.	70 60				
								79	A	Drexel	46 58	131	H	Buffalo	59 32				
								83	A	Dayton	59 54	142	H	Detroit	84 73				
								91	H	Georgetown	69 54	156	A	Stony Brook	73 68				
												158	A	Fordham	68 77				
												158	H	Fordham	55 41				
												169	H	George Mason	70 55				
												187	A	Davidson	59 47				
												196	H	Richmond	66 43				
												211	A	Rhode Island	69 56				
												221	A	Massachusetts	60 69				
												221	H	Massachusetts	66 41				
												222	A	Canisius	59 47				
												231	H	Siena	57 40				
												281	A	La Salle	70 63				
												289	H	Niagara	67 55				
												299	A	Colgate	62 38				
LAST 12 Division I GAMES:																			
71	N	VCU	50 59	53	H	Saint Louis	80 59												
18	H	Duquesne	60 48	71	A	VCU	47 52												
158	A	Fordham	68 77	196	H	Richmond	66 43												
281	A	La Salle	70 63	113	H	Saint Joseph's	65 51												
33	H	George Washington	69 67	18	A	Duquesne	62 74												
221	A	Massachusetts	60 69	83	A	Dayton	59 54												

Non-Div I Games:

St. Bonaventure

Average RPI Win:	276	WON-LOST	WINNING	LAST 10	STRENGTH OF	OPP. STRENGTH	TEAM	ADJ.	CONF.	ADJ CONF.
Average RPI Loss:	252	RECORD	PCT. RANK	GAMES	SCHEDULE	OF SCHEDULE	RPI	RPI	RPI	RPI
DIV. I ONLY	7- 22	297	3- 7	340	348	337	337	30	30	
DIV. I NON-CONF.	3- 8	258	0- 0	314	332	312	312	32	32	
TOTALS	RPI 1-25	RPI 26-50	W-L RECORDS	RPI 51-100	RPI 101-150	RPI 150+				
7- 22	0- 0	0- 0	OVERALL	0- 3	0- 0	7- 19				
2- 10	0- 0	0- 0	HOME	0- 1	0- 0	2- 9				
4- 11	0- 0	0- 0	AWAY	0- 1	0- 0	4- 10				
1- 1	0- 0	0- 0	NEUTRAL	0- 1	0- 0	1- 0				
3- 8	0- 0	0- 0	NON-CONFERENCE	0- 3	0- 0	3- 5				
1- 2	0- 0	0- 0	HOME	0- 1	0- 0	1- 1				
1- 5	0- 0	0- 0	AWAY	0- 1	0- 0	1- 4				
1- 1	0- 0	0- 0	NEUTRAL	0- 1	0- 0	1- 0				
4- 14	0- 0	0- 0	CONFERENCE	0- 0	0- 0	4- 14				
1- 8	0- 0	0- 0	HOME	0- 0	0- 0	1- 8				
3- 6	0- 0	0- 0	AWAY	0- 0	0- 0	3- 6				
0- 0	0- 0	0- 0	NEUTRAL	0- 0	0- 0	0- 0				

RPI 1-25			RPI 26-50			RPI 51-100			RPI 101+			Team's RPI: 337
RPI	S	Opponent	Score	RPI	S	Opponent	Score	RPI	S	Opponent	Score	
						66 H Army West Point	35 74	198 A Sacred Heart		55 63		
						72 A Georgia Tech	51 89	198 H Sacred Heart		51 68		
						91 N Georgetown	52 74	209 A Robert Morris		72 65		
								209 H Robert Morris		53 62		
								227 A Bryant		58 57		
								227 H Bryant		42 70		
								230 H Loyola Maryland		64 54		
								245 A Manhattan		53 61		
								246 A Monmouth		54 63		
								265 A Saint Francis (PA)		68 85		
								265 H Saint Francis (PA)		76 83		
								275 A Central Conn. St.		61 65		
								275 H Central Conn. St.		61 67		
								277 A Vermont		59 55		
								284 H Rider		59 71		
								316 A Fairleigh Dickinson		61 65		
								316 H Fairleigh Dickinson		88 78		
								318 A Mt. St. Mary's		56 66		
								318 H Mt. St. Mary's		40 57		
								327 A LIU Brooklyn		71 51		
								327 H LIU Brooklyn		62 65		
								328 A Lafayette		59 77		
								338 A Saint Peter's		40 44		
								345 A Wagner		53 70		
								345 H Wagner		78 82		
								347 N Norfolk St.		59 55		
LAST 12 Division I GAMES:												
						275 H Central Conn. St.	61 67	316 H Fairleigh Dickinson		88 78		
						318 H Mt. St. Mary's	40 57	198 A Sacred Heart		55 63		
						265 A Saint Francis (PA)	68 85	345 H Wagner		78 82		
						209 A Robert Morris	72 65	275 A Central Conn. St.		61 65		
						227 A Bryant	58 57	345 A Wagner		53 70		
						327 H LIU Brooklyn	62 65	327 A LIU Brooklyn		71 51		

Non-Div I Games:

St. Francis Brooklyn

■ Loss,
 ■ Non-Conf,
 ■ S Site,
 ■ H Home
 ■ A Away
 N Neutral

Average RPI Win:	157	WON-LOST	WINNING	LAST 10	STRENGTH OF	OPP. STRENGTH	TEAM	ADJ.	CONF.	ADJ CONF.
Average RPI Loss:	61	RECORD	PCT. RANK	GAMES	SCHEDULE	OF SCHEDULE	RPI	RPI	RPI	RPI
DIV. I ONLY	20- 9	70	5- 5	90	62	54	54	6	6	
DIV. I NON-CONF.	9- 2	37	0- 0	144	42	29	29	6	6	
TOTALS	RPI 1-25	RPI 26-50	W-L RECORDS	RPI 51-100	RPI 101-150	RPI 150+				
20- 9	0- 4	3- 2	OVERALL	4- 1	1- 1	12- 1				
11- 3	0- 1	2- 1	HOME	2- 0	0- 1	7- 0				
9- 6	0- 3	1- 1	AWAY	2- 1	1- 0	5- 1				
0- 0	0- 0	0- 0	NEUTRAL	0- 0	0- 0	0- 0				
9- 2	0- 2	1- 0	NON-CONFERENCE	1- 0	0- 0	7- 0				
5- 0	0- 0	1- 0	HOME	0- 0	0- 0	4- 0				
4- 2	0- 2	0- 0	AWAY	1- 0	0- 0	3- 0				
0- 0	0- 0	0- 0	NEUTRAL	0- 0	0- 0	0- 0				
11- 7	0- 2	2- 2	CONFERENCE	3- 1	1- 1	5- 1				
6- 3	0- 1	1- 1	HOME	2- 0	0- 1	3- 0				
5- 4	0- 1	1- 1	AWAY	1- 1	1- 0	2- 1				
0- 0	0- 0	0- 0	NEUTRAL	0- 0	0- 0	0- 0				

RPI 1-25				RPI 26-50				RPI 51-100 Team's RPI: 54				RPI 101+			
RPI	S	Opponent	Score	RPI	S	Opponent	Score	RPI	S	Opponent	Score	RPI	S	Opponent	Score
8	A	UCLA	58 73	26	H	South Fla.	74 70	52	A	Rutgers	69 62	128	A	Creighton	66 55
18	A	Duquesne	57 76	37	A	Seton Hall	72 64	91	A	Georgetown	65 60	128	H	Creighton	57 64
19	A	DePaul	71 77	37	H	Seton Hall	71 69	91	H	Georgetown	63 55	157	H	Yale	69 56
19	H	DePaul	61 71	44	A	Villanova	54 58	92	A	Marquette	64 67	159	H	Marist	61 47
				44	H	Villanova	59 71	92	H	Marquette	81 77	167	A	Xavier	69 56
LAST 12 Division I GAMES:															
128	H	Creighton	57 64	37	A	Seton Hall	72 64	167	H	Xavier	57 41	181	A	Butler	58 62
264	H	Providence	69 54	19	A	DePaul	71 77	181	H	Butler	68 41	198	H	Sacred Heart	67 54
181	A	Butler	58 62	92	A	Marquette	64 67	200	H	Fairfield	73 54	217	A	Kansas	86 71
167	A	Xavier	69 56	44	H	Villanova	59 71	264	A	Providence	80 61	264	H	Providence	69 54
91	H	Georgetown	63 55					278	A	UCF	70 42	336	A	UC Irvine	85 63

Non-Div I Games:

St. John's (NY)

■ Loss,
■ Non-Conf,
■ S Site,
■ H Home
■ A Away
N Neutral

St. Mary's (CA)

Through Games Of March 5, 2016

Average RPI Win:	165	WON-LOST	WINNING	LAST 10	STRENGTH OF	OPP. STRENGTH	TEAM	ADJ.	CONF.	ADJ CONF.
Average RPI Loss:	99	RECORD	PCT. RANK	GAMES	SCHEDULE	OF SCHEDULE	RPI	RPI	RPI	RPI
DIV. I ONLY	24- 6	30	8- 2	113	95	48	48	8	8	
DIV. I NON-CONF.	9- 2	37	0- 0	153	90	66	66	9	9	
TOTALS	RPI 1-25	RPI 26-50	W-L RECORDS	RPI 51-100	RPI 101-150	RPI 150+				
24- 6	0- 2	1- 1	OVERALL	7- 1	3- 0	13- 2				
11- 4	0- 1	0- 1	HOME	3- 1	2- 0	6- 1				
11- 2	0- 1	0- 0	AWAY	4- 0	1- 0	6- 1				
2- 0	0- 0	1- 0	NEUTRAL	0- 0	0- 0	1- 0				
9- 2	0- 0	1- 1	NON-CONFERENCE	2- 0	1- 0	5- 1				
4- 2	0- 0	0- 1	HOME	1- 0	1- 0	2- 1				
4- 0	0- 0	0- 0	AWAY	1- 0	0- 0	3- 0				
1- 0	0- 0	1- 0	NEUTRAL	0- 0	0- 0	0- 0				
15- 4	0- 2	0- 0	CONFERENCE	5- 1	2- 0	8- 1				
7- 2	0- 1	0- 0	HOME	2- 1	1- 0	4- 0				
7- 2	0- 1	0- 0	AWAY	3- 0	1- 0	3- 1				
1- 0	0- 0	0- 0	NEUTRAL	0- 0	0- 0	1- 0				

RPI 1-25				RPI 26-50				Team's RPI: 48				RPI 51-100				RPI 101+			
RPI	S	Opponent	Score	RPI	S	Opponent	Score	RPI	S	Opponent	Score	RPI	S	Opponent	Score	RPI	S	Opponent	Score
16	A	BYU	59 65	43	H	Missouri	78 95	61	A	Santa Clara	78 70	110	A	Gonzaga	69 68				
16	H	BYU	44 65	44	N	Villanova	67 60	61	H	Santa Clara	67 73	110	H	Gonzaga	66 47				
								81	A	San Diego	73 68	118	H	Fresno St.	83 81				
								81	H	San Diego	68 60	172	A	Pacific	82 73				
								84	A	California	64 63	172	H	Pacific	83 75				
								90	A	San Francisco	78 68	175	A	Northern Colo.	65 52				
								90	H	San Francisco	72 59	189	H	Cal Poly	87 83				
								94	H	Washington St.	75 71	190	H	UC Davis	71 78				
												193	H	San Jose St.	91 81				
												238	A	Loyola Marymount	91 81				
												238	H	Loyola Marymount	72 57				
												238	N	Loyola Marymount	85 71				
												243	A	Wyoming	70 64				
												266	A	Pepperdine	58 62				
												266	H	Pepperdine	88 72				
												287	A	Portland	78 51				
												287	H	Portland	95 53				
												298	A	CSUN	93 59				
LAST 12 Division I GAMES:																			
238	N	Loyola Marymount	85 71	266	A	Pepperdine	58 62												
90	H	San Francisco	72 59	16	H	BYU	44 65												
61	A	Santa Clara	78 70	81	H	San Diego	68 60												
287	H	Portland	95 53	172	H	Pacific	83 75												
110	H	Gonzaga	66 47	287	A	Portland	78 51												
238	A	Loyola Marymount	91 81	110	A	Gonzaga	69 68												

Non-Div I Games:

St. Mary's (CA)

■ Loss,
 ■ Non-Conf,
 ■ S Site,
 ■ Home
 ■ A Away
 N Neutral

Average RPI Win:	98	WON-LOST	WINNING	LAST 10	STRENGTH OF	OPP. STRENGTH	TEAM	ADJ.	CONF.	ADJ CONF.
Average RPI Loss:	19	RECORD	PCT. RANK	GAMES	SCHEDULE	OF SCHEDULE	RPI	RPI	RPI	RPI
DIV. I ONLY	24- 7	35	8- 2	5	9	9	9	1	1	
DIV. I NON-CONF.	10- 2	33	0- 0	9	23	4	4	1	1	
TOTALS	RPI 1-25	RPI 26-50	W-L RECORDS	RPI 51-100	RPI 101-150	RPI 150+				
24- 7	2- 5	3- 1	OVERALL	11- 1	3- 0	5- 0				
13- 2	2- 1	3- 0	HOME	4- 1	1- 0	3- 0				
8- 4	0- 4	0- 0	AWAY	4- 0	2- 0	2- 0				
3- 1	0- 0	0- 1	NEUTRAL	3- 0	0- 0	0- 0				
10- 2	1- 1	2- 0	NON-CONFERENCE	3- 1	1- 0	3- 0				
5- 1	1- 0	2- 0	HOME	0- 1	0- 0	2- 0				
2- 1	0- 1	0- 0	AWAY	0- 0	1- 0	1- 0				
3- 0	0- 0	0- 0	NEUTRAL	3- 0	0- 0	0- 0				
14- 5	1- 4	1- 1	CONFERENCE	8- 0	2- 0	2- 0				
8- 1	1- 1	1- 0	HOME	4- 0	1- 0	1- 0				
6- 3	0- 3	0- 0	AWAY	4- 0	1- 0	1- 0				
0- 1	0- 0	0- 1	NEUTRAL	0- 0	0- 0	0- 0				

RPI	S	Opponent	Score	RPI	S	Opponent	Score	RPI	S	Opponent	Score	RPI	S	Opponent	Score
5	A	Oregon St.	50 58	31	H	Washington	69 53	55	A	Southern California	57 47	110	A	Gonzaga	65 48
5	H	Oregon St.	76 54	31	N	Washington	65 73	61	H	Santa Clara	58 61	123	A	Arizona	59 34
7	A	Texas	69 77	33	H	George Washington	84 63	63	N	Purdue	71 65	123	H	Arizona	82 58
8	A	UCLA	36 56	41	H	Chattanooga	73 30	63	N	Dayton	74 66	170	H	Cornell	93 38
11	A	Arizona St.	31 49					84	A	California	60 55	190	A	UC Davis	74 45
11	H	Arizona St.	61 63					84	H	California	53 46	199	A	Colorado	80 49
25	H	Tennessee	69 55					86	A	Oregon	64 62	199	H	Colorado	71 56
								86	H	Oregon	69 42	212	H	CSU Bakersfield	83 41
								87	A	Utah	72 54				
								87	H	Utah	72 52				
								93	N	Missouri St.	82 65				
								94	H	Washington St.	69 52				
LAST 12 Division I GAMES:															
				31	N	Washington	65 73					123	H	Arizona	82 58
				86	H	Oregon	69 42					84	A	California	60 55
				5	H	Oregon St.	76 54					84	H	California	53 46
				87	A	Utah	72 54					94	H	Washington St.	69 52
				199	A	Colorado	80 49					31	H	Washington	69 53
				11	H	Arizona St.	61 63					8	A	UCLA	36 56

Non-Div I Games:

Stanford

■ Loss,
 ■ Non-Conf,
 ■ S Site,
 ■ Home
 ■ A Away
 N Neutral

Average RPI Win:	290	WON-LOST	WINNING	LAST 10	STRENGTH OF	OPP. STRENGTH	TEAM	ADJ.	CONF.	ADJ CONF.
Average RPI Loss:	128	RECORD	PCT. RANK	GAMES	SCHEDULE	OF SCHEDULE	RPI	RPI	RPI	RPI
DIV. I ONLY	16- 10	106	7- 3	320	262	194	194	29	29	
DIV. I NON-CONF.	6- 5	146	0- 0	287	149	198	198	28	28	
TOTALS	RPI 1-25	RPI 26-50	W-L RECORDS	RPI 51-100	RPI 101-150	RPI 150+				
16- 10	0- 1	0- 1	OVERALL	0- 3	0- 1	16- 4				
9- 3	0- 0	0- 0	HOME	0- 1	0- 0	9- 2				
7- 5	0- 1	0- 1	AWAY	0- 1	0- 0	7- 2				
0- 2	0- 0	0- 0	NEUTRAL	0- 1	0- 1	0- 0				
6- 5	0- 1	0- 1	NON-CONFERENCE	0- 1	0- 1	6- 1				
3- 1	0- 0	0- 0	HOME	0- 0	0- 0	3- 1				
3- 2	0- 1	0- 1	AWAY	0- 0	0- 0	3- 0				
0- 2	0- 0	0- 0	NEUTRAL	0- 1	0- 1	0- 0				
10- 5	0- 0	0- 0	CONFERENCE	0- 2	0- 0	10- 3				
6- 2	0- 0	0- 0	HOME	0- 1	0- 0	6- 1				
4- 3	0- 0	0- 0	AWAY	0- 1	0- 0	4- 2				
0- 0	0- 0	0- 0	NEUTRAL	0- 0	0- 0	0- 0				

RPI 1-25				RPI 26-50				RPI 51-100				RPI 101+ Team's RPI: 194			
RPI	S	Opponent	Score	RPI	S	Opponent	Score	RPI	S	Opponent	Score	RPI	S	Opponent	Score
25	A	Tennessee	56 90	39	A	Georgia	55 76	68	A	FGCU	48 61	150	N	Boise St.	65 71
								68	H	FGCU	47 60	152	A	Jacksonville	49 69
								80	N	Minnesota	69 72	152	H	Jacksonville	66 61
												207	H	Hampton	68 59
												210	A	USC Upstate	58 73
												210	H	USC Upstate	56 61
												242	A	Bethune-Cookman	62 38
												269	A	UNCW	52 49
												273	H	Georgia St.	72 80
												278	H	UCF	83 68
												286	A	Kennesaw St.	57 54
												286	H	Kennesaw St.	77 62
												286	H	Kennesaw St.	74 56
												290	H	Ga. Southern	79 57
												325	A	North Florida	67 56
												325	H	North Florida	81 61
												335	A	Lipscomb	83 62
												335	H	Lipscomb	79 75
												339	A	Eastern Ill.	68 66
												342	A	NJIT	74 56
												342	H	NJIT	60 55
LAST 12 Division I GAMES:															
286	H	Kennesaw St.	74 56	325	A	North Florida	67 56	152	H	Jacksonville	66 61				
68	H	FGCU	47 60	325	H	North Florida	81 61	152	A	Jacksonville	49 69				
286	H	Kennesaw St.	77 62	335	A	Lipscomb	83 62	286	A	Kennesaw St.	57 54				
335	H	Lipscomb	79 75	210	A	USC Upstate	58 73								
342	A	NJIT	74 56												

Non-Div I Games: Trinity Baptist 107 30 Armstrong St. 61 45 Flagler 84 47

Stetson

Loss, Non-Conf, S Site, H Home A Away N Neutral

Stony Brook

Through Games Of March 5, 2016

Average RPI Win:	241	WON-LOST	WINNING	LAST 10	STRENGTH OF	OPP. STRENGTH	TEAM	ADJ.	CONF.	ADJ CONF.
Average RPI Loss:	123	RECORD	PCT. RANK	GAMES	SCHEDULE	OF SCHEDULE	RPI	RPI	RPI	RPI
DIV. I ONLY	17- 13	138	4- 6	214	195	156	156	16	16	
DIV. I NON-CONF.	8- 5	120	0- 0	217	166	132	132	19	19	
TOTALS	RPI 1-25	RPI 26-50	W-L RECORDS	RPI 51-100	RPI 101-150	RPI 150+				
17- 13	0- 1	0- 1	OVERALL	1- 5	1- 0	15- 6				
9- 5	0- 0	0- 1	HOME	1- 2	1- 0	7- 2				
7- 8	0- 1	0- 0	AWAY	0- 3	0- 0	7- 4				
1- 0	0- 0	0- 0	NEUTRAL	0- 0	0- 0	1- 0				
8- 5	0- 1	0- 1	NON-CONFERENCE	1- 1	1- 0	6- 2				
4- 2	0- 0	0- 1	HOME	1- 0	1- 0	2- 1				
4- 3	0- 1	0- 0	AWAY	0- 1	0- 0	4- 1				
0- 0	0- 0	0- 0	NEUTRAL	0- 0	0- 0	0- 0				
9- 8	0- 0	0- 0	CONFERENCE	0- 4	0- 0	9- 4				
5- 3	0- 0	0- 0	HOME	0- 2	0- 0	5- 1				
3- 5	0- 0	0- 0	AWAY	0- 2	0- 0	3- 3				
1- 0	0- 0	0- 0	NEUTRAL	0- 0	0- 0	1- 0				

RPI 1-25				RPI 26-50				RPI 51-100				RPI 101+ Team's RPI: 156				
RPI	S	Opponent	Score	RPI	S	Opponent	Score	RPI	S	Opponent	Score	RPI	S	Opponent	Score	
13	A	Syracuse	49 64	34	H	St. Bonaventure	68 73	51	A	Albany (NY)	54 73	116	H	Iona	58 53	
								51	H	Albany (NY)	49 62	157	A	Yale	57 62	
								65	A	Hofstra	66 71	170	A	Cornell	58 49	
								69	A	Maine	52 55	177	H	Ole Miss	57 72	
								69	H	Maine	43 60	184	A	UMBC	69 60	
								95	H	Harvard	64 63	184	H	UMBC	65 69	
												216	A	Hartford	45 42	
												216	H	Hartford	58 35	
												216	N	Hartford	60 42	
												219	A	Binghamton	47 54	
												219	H	Binghamton	64 58	
												233	A	New Hampshire	46 49	
												233	H	New Hampshire	63 54	
												248	A	Columbia	79 71	
												254	H	Morgan St.	46 42	
												277	A	Vermont	37 44	
												277	H	Vermont	73 59	
												320	A	UMass Lowell	64 50	
												320	H	UMass Lowell	60 46	
												327	H	LIU Brooklyn	71 54	
												338	A	Saint Peter's	69 35	
												345	A	Wagner	73 62	
LAST 12 Division I GAMES:																
		216	N	Hartford			60	42			216	A	Hartford		45	42
		277	A	Vermont			37	44			320	H	UMass Lowell		60	46
		69	H	Maine			43	60			219	A	Binghamton		47	54
		51	H	Albany (NY)			49	62			277	H	Vermont		73	59
		233	A	New Hampshire			46	49			69	A	Maine		52	55
		184	H	UMBC			65	69			51	A	Albany (NY)		54	73

Non-Div I Games:

Stony Brook

Loss, Non-Conf, S Site, H Home A Away N Neutral

Syracuse

Through Games Of March 5, 2016

Average RPI Win: 128		WON-LOST	WINNING	LAST 10	STRENGTH OF		OPP. STRENGTH	TEAM	ADJ.	CONF.	ADJ CONF.
Average RPI Loss: 36		RECORD	PCT. RANK	GAMES	SCHEDULE		OF SCHEDULE	RPI	RPI	RPI	RPI
DIV. I ONLY		25- 6	27	10- 0	23		42	13	13	4	4
DIV. I NON-CONF.		10- 3	61	0- 0	57		109	45	45	5	5
<hr/>											
TOTALS	RPI 1-25	RPI 26-50		W-L RECORDS		RPI 51-100	RPI 101-150		RPI 150+		
25- 6	2- 5	5- 0		OVERALL		2- 0	7- 0		9- 1		
14- 2	1- 2	1- 0		HOME		2- 0	3- 0		7- 0		
7- 4	0- 3	2- 0		AWAY		0- 0	4- 0		1- 1		
4- 0	1- 0	2- 0		NEUTRAL		0- 0	0- 0		1- 0		
<hr/>											
10- 3	0- 3	1- 0		NON-CONFERENCE		1- 0	0- 0		8- 0		
7- 1	0- 1	0- 0		HOME		1- 0	0- 0		6- 0		
1- 2	0- 2	0- 0		AWAY		0- 0	0- 0		1- 0		
2- 0	0- 0	1- 0		NEUTRAL		0- 0	0- 0		1- 0		
<hr/>											
15- 3	2- 2	4- 0		CONFERENCE		1- 0	7- 0		1- 1		
7- 1	1- 1	1- 0		HOME		1- 0	3- 0		1- 0		
6- 2	0- 1	2- 0		AWAY		0- 0	4- 0		0- 1		
2- 0	1- 0	1- 0		NEUTRAL		0- 0	0- 0		0- 0		

RPI	S	Opponent	Score	RPI	S	Opponent	Score	RPI	S	Opponent	Score	RPI	S	Opponent	Score
1	A	Notre Dame	62 90	27	A	Miami (FL)	57 51	72	H	Georgia Tech	71 52	109	A	Virginia	91 57
10	A	Maryland	64 82	31	N	Washington	66 62	79	H	Drexel	83 62	117	A	Boston College	71 55
11	H	Arizona St.	54 61	49	A	North Carolina St.	55 52					117	H	Boston College	62 61
14	H	Louisville	53 71	49	N	North Carolina St.	80 61					120	H	Virginia Tech	60 39
14	N	Louisville	80 75	50	H	Duke	86 50					124	A	Pittsburgh	70 56
15	H	Florida St.	83 73									124	H	Pittsburgh	71 48
25	A	Tennessee	55 57									138	A	Wake Forest	91 65
												152	H	Jacksonville	65 49
												153	A	North Carolina	73 77
												156	H	Stony Brook	64 49
												158	N	Fordham	76 54
												191	H	UTRGV	91 32
												211	A	Rhode Island	57 54
												244	H	Coppin St.	88 56
												254	H	Morgan St.	90 61
												258	H	Clemson	83 62
												332	H	Howard	97 48
LAST 12 Division I GAMES:															
		14 N Louisville	80 75			109 A Virginia	91 57								
		49 N North Carolina St.	80 61			72 H Georgia Tech	71 52								
		117 A Boston College	71 55			258 H Clemson	83 62								
		124 A Pittsburgh	70 56			27 A Miami (FL)	57 51								
		15 H Florida St.	83 73			117 H Boston College	62 61								
		49 A North Carolina St.	55 52			14 H Louisville	53 71								

Non-Div I Games:

Syracuse

■ Loss,
 ■ Non-Conf,
 ■ S Site,
 ■ Home
 ■ Away
 N Neutral

TCU				Through Games Of March 5, 2016						
Average RPI Win:	191	WON-LOST	WINNING	LAST 10	STRENGTH OF	OPP. STRENGTH	TEAM	ADJ.	CONF.	ADJ CONF.
Average RPI Loss:	44	RECORD	PCT. RANK	GAMES	SCHEDULE	OF SCHEDULE	RPI	RPI	RPI	RPI
DIV. I ONLY	16- 14	154	4- 6	68	29	102	102	3	3	
DIV. I NON-CONF.	8- 3	77	0- 0	237	209	128	128	3	3	

TOTALS	RPI 1-25	RPI 26-50		W-L RECORDS		RPI 51-100	RPI 101-150	RPI 150+		
16- 14	0- 8	2- 4		OVERALL		0- 0	4- 0	10- 2		
12- 5	0- 4	2- 1		HOME		0- 0	2- 0	8- 0		
4- 8	0- 4	0- 3		AWAY		0- 0	2- 0	2- 1		
0- 1	0- 0	0- 0		NEUTRAL		0- 0	0- 0	0- 1		
8- 3	0- 2	0- 0		NON-CONFERENCE		0- 0	0- 0	8- 1		
7- 1	0- 1	0- 0		HOME		0- 0	0- 0	7- 0		
1- 2	0- 1	0- 0		AWAY		0- 0	0- 0	1- 1		
0- 0	0- 0	0- 0		NEUTRAL		0- 0	0- 0	0- 0		
8- 11	0- 6	2- 4		CONFERENCE		0- 0	4- 0	2- 1		
5- 4	0- 3	2- 1		HOME		0- 0	2- 0	1- 0		
3- 6	0- 3	0- 3		AWAY		0- 0	2- 0	1- 0		
0- 1	0- 0	0- 0		NEUTRAL		0- 0	0- 0	0- 1		

T
C
U

RPI 1-25		
RPI	S	Opponent
1	H	Notre Dame
2	A	Baylor
2	H	Baylor
7	A	Texas
7	H	Texas
20	A	Texas A&M
21	A	West Virginia
21	H	West Virginia

RPI 26-50		
RPI	S	Opponent
28	A	Oklahoma St.
28	H	Oklahoma St.
29	A	Oklahoma
29	H	Oklahoma
47	A	Kansas St.
47	H	Kansas St.

RPI 51-100		
RPI	S	Opponent
28	A	Oklahoma St.
28	H	Oklahoma St.
29	A	Oklahoma
29	H	Oklahoma
47	A	Kansas St.
47	H	Kansas St.

RPI 101+			Team's RPI: 102
RPI	S	Opponent	Score
125	A	Iowa St.	72 62
125	H	Iowa St.	79 69
135	A	Texas Tech	78 69
135	H	Texas Tech	69 48
181	A	Butler	53 65
191	H	UTRGV	71 67
192	A	SMU	89 79
197	H	SFA	88 55
217	A	Kansas	70 44
217	H	Kansas	55 52
217	N	Kansas	64 81
236	H	Sam Houston St.	85 59
272	H	La.-Monroe	80 42
279	H	Prairie View	69 60
331	H	New Orleans	85 36
334	H	Southern Utah	76 47

T
C
U

LAST 12 Division I GAMES:					
217	N	Kansas	64	81	125
217	H	Kansas	55	52	2
7	A	Texas	58	71	29
21	A	West Virginia	72	83	28
28	H	Oklahoma St.	79	65	125
217	A	Kansas	70	44	21
125	H	Iowa St.	79	69	
2	H	Baylor	75	81	
29	A	Oklahoma	64	77	
28	A	Oklahoma St.	52	80	
125	A	Iowa St.	72	62	
21	H	West Virginia	84	97	

Non-Div I Games:

TCU

Average RPI Win:	181	WON-LOST	WINNING	LAST 10	STRENGTH OF	OPP. STRENGTH	TEAM	ADJ.	CONF.	ADJ CONF.
Average RPI Loss:	63	RECORD	PCT. RANK	GAMES	SCHEDULE	OF SCHEDULE	RPI	RPI	RPI	RPI
DIV. I ONLY	20- 10	78	7- 3	82	76	64	64	9	9	
DIV. I NON-CONF.	6- 5	146	0- 0	45	48	101	101	7	7	
TOTALS	RPI 1-25	RPI 26-50	W-L RECORDS	RPI 51-100	RPI 101-150	RPI 150+				
20- 10	1- 3	2- 2	OVERALL	2- 2	2- 2	13- 1				
12- 3	1- 1	2- 1	HOME	1- 0	1- 1	7- 0				
7- 7	0- 1	0- 1	AWAY	1- 1	1- 0	5- 0				
1- 0	0- 0	0- 0	NEUTRAL	0- 0	0- 0	1- 0				
6- 5	1- 1	1- 1	NON-CONFERENCE	0- 2	0- 1	4- 0				
4- 2	1- 0	1- 1	HOME	0- 0	0- 1	2- 0				
2- 3	0- 1	0- 0	AWAY	0- 2	0- 0	2- 0				
0- 0	0- 0	0- 0	NEUTRAL	0- 0	0- 0	0- 0				
14- 5	0- 2	1- 1	CONFERENCE	2- 0	2- 1	9- 1				
8- 1	0- 1	1- 0	HOME	1- 0	1- 0	5- 0				
5- 4	0- 1	0- 1	AWAY	1- 0	1- 1	3- 1				
1- 0	0- 0	0- 0	NEUTRAL	0- 0	0- 0	1- 0				

RPI	S	Opponent	Score	RPI	S	Opponent	Score	RPI	S	Opponent	Score	RPI	S	Opponent	Score
4	A	UConn	49 104	26	A	South Fla.	62 76	52	A	Rutgers	51 61	108	A	Memphis	97 100
4	H	UConn	60 85	26	H	South Fla.	68 66	74	A	Tulane	72 54	108	H	Memphis	82 58
15	A	Florida St.	47 75	35	H	Penn	54 60	74	H	Tulane	72 67	113	H	Saint Joseph's	67 70
24	H	Florida	97 91	44	H	Villanova	61 55	82	A	Quinnipiac	56 58	148	A	East Carolina	83 63
												158	A	Fordham	57 44
												188	H	Tulsa	66 46
												188	N	Tulsa	78 52
												192	A	SMU	67 69
												192	H	SMU	55 35
												198	H	Sacred Heart	92 62
												237	A	Cincinnati	74 49
												237	H	Cincinnati	74 51
												278	A	UCF	71 63
												278	H	UCF	78 64
												281	A	La Salle	77 48
												285	A	Houston	75 66
												285	H	Houston	78 48
												322	H	Delaware St.	100 59
LAST 12 Division I GAMES:															
188	N	Tulsa	78 52	285	H	Houston	78 48								
278	H	UCF	78 64	237	A	Cincinnati	74 49								
26	A	South Fla.	62 76	26	H	South Fla.	68 66								
74	H	Tulane	72 67	192	H	SMU	55 35								
108	A	Memphis	97 100	148	A	East Carolina	83 63								
4	H	UConn	60 85	74	A	Tulane	72 54								

Non-Div I Games:

Temple

Tennessee

Through Games Of March 5, 2016

Average RPI Win:	101	WON-LOST	WINNING	LAST 10	STRENGTH OF	OPP. STRENGTH	TEAM	ADJ.	CONF.	ADJ CONF.
Average RPI Loss:	51	RECORD	PCT. RANK	GAMES	SCHEDULE	OF SCHEDULE	RPI	RPI	RPI	RPI
DIV. I ONLY	19- 13	119	5- 5	1	21	25	25	2	2	
DIV. I NON-CONF.	9- 4	95	0- 0	2	35	8	8	2	2	
TOTALS	RPI 1-25	RPI 26-50	W-L RECORDS	RPI 51-100	RPI 101-150	RPI 150+				
19- 13	3- 9	3- 0	OVERALL	5- 0	3- 3	5- 1				
13- 4	1- 3	2- 0	HOME	4- 0	2- 1	4- 0				
4- 8	1- 5	1- 0	AWAY	1- 0	0- 2	1- 1				
2- 1	1- 1	0- 0	NEUTRAL	0- 0	1- 0	0- 0				
9- 4	2- 3	1- 0	NON-CONFERENCE	2- 0	1- 1	3- 0				
7- 2	1- 1	1- 0	HOME	2- 0	1- 1	2- 0				
2- 2	1- 2	0- 0	AWAY	0- 0	0- 0	1- 0				
0- 0	0- 0	0- 0	NEUTRAL	0- 0	0- 0	0- 0				
10- 9	1- 6	2- 0	CONFERENCE	3- 0	2- 2	2- 1				
6- 2	0- 2	1- 0	HOME	2- 0	1- 0	2- 0				
2- 6	0- 3	1- 0	AWAY	1- 0	0- 2	0- 1				
2- 1	1- 1	0- 0	NEUTRAL	0- 0	1- 0	0- 0				

RPI	S	Opponent	Score	RPI	S	Opponent	Score	RPI	S	Opponent	Score	RPI	S	Opponent	Score
1	A	Notre Dame	66 79	39	H	Georgia	80 60	51	H	Albany (NY)	63 55	119	A	LSU	56 57
3	H	South Carolina	56 62	41	H	Chattanooga	59 57	56	H	Auburn	79 52	120	H	Virginia Tech	43 57
5	A	Oregon St.	53 50	43	A	Missouri	71 55	73	A	Vanderbilt	69 51	130	H	Penn St.	74 66
7	H	Texas	53 64					73	H	Vanderbilt	58 49	139	A	Arkansas	59 64
9	A	Stanford	55 69					99	H	Central Ark.	102 47	139	H	Arkansas	75 57
12	A	Kentucky	63 64									139	N	Arkansas	68 51
13	H	Syracuse	57 55									161	A	Alabama	46 54
20	A	Texas A&M	71 76									161	H	Alabama	70 42
20	N	Texas A&M	70 60									166	H	ETSU	85 49
22	A	Mississippi St.	63 65									177	H	Ole Miss	57 51
22	N	Mississippi St.	48 58									194	H	Stetson	90 56
24	H	Florida	66 74									291	A	Wichita St.	58 51
LAST 12 Division I GAMES:															
		22 N Mississippi St.	48 58			177 H Ole Miss	57 51								
		20 N Texas A&M	70 60			3 H South Carolina	56 62								
		139 N Arkansas	68 51			73 A Vanderbilt	69 51								
		39 H Georgia	80 60			20 A Texas A&M	71 76								
		161 A Alabama	46 54			139 H Arkansas	75 57								
		119 A LSU	56 57			161 H Alabama	70 42								

Non-Div I Games:

Tennessee

■ Loss,
■ Non-Conf, S Site,
■ Home
■ Away
N Neutral

Tennessee St.

Through Games Of March 5, 2016

Average RPI Win:	275	WON-LOST	WINNING	LAST 10	STRENGTH OF	OPP. STRENGTH	TEAM	ADJ.	CONF.	ADJ CONF.
Average RPI Loss:	150	RECORD	PCT. RANK	GAMES	SCHEDULE	OF SCHEDULE	RPI	RPI	RPI	RPI
DIV. I ONLY	10- 18	250	3- 7	193	245	256	256	24	24	
DIV. I NON-CONF.	3- 8	258	0- 0	107	153	218	218	24	24	
TOTALS	RPI 1-25	RPI 26-50	W-L RECORDS	RPI 51-100	RPI 101-150	RPI 150+				
10- 18	0- 2	0- 1	OVERALL	0- 3	1- 3	9- 9				
7- 3	0- 0	0- 0	HOME	0- 1	1- 0	6- 2				
2- 12	0- 2	0- 1	AWAY	0- 1	0- 3	2- 5				
1- 3	0- 0	0- 0	NEUTRAL	0- 1	0- 0	1- 2				
3- 8	0- 2	0- 1	NON-CONFERENCE	0- 0	0- 2	3- 3				
2- 0	0- 0	0- 0	HOME	0- 0	0- 0	2- 0				
0- 6	0- 2	0- 1	AWAY	0- 0	0- 2	0- 1				
1- 2	0- 0	0- 0	NEUTRAL	0- 0	0- 0	1- 2				
7- 10	0- 0	0- 0	CONFERENCE	0- 3	1- 1	6- 6				
5- 3	0- 0	0- 0	HOME	0- 1	1- 0	4- 2				
2- 6	0- 0	0- 0	AWAY	0- 1	0- 1	2- 4				
0- 1	0- 0	0- 0	NEUTRAL	0- 1	0- 0	0- 0				

RPI 1-25				RPI 26-50				RPI 51-100				RPI 101+ Team's RPI: 256			
RPI	S	Opponent	Score	RPI	S	Opponent	Score	RPI	S	Opponent	Score	RPI	S	Opponent	Score
12	A	Kentucky	39 81	45	A	Indiana	56 88	78	A	Belmont	65 80	104	A	UT Martin	50 77
22	A	Mississippi St.	54 82					78	H	Belmont	51 71	126	A	Youngstown St.	58 69
								78	N	Belmont	60 68	137	A	Southern Ill.	70 79
												145	H	SIUE	73 61
												164	N	Fla. Atlantic	64 69
												178	A	Eastern Ky.	67 78
												178	H	Eastern Ky.	66 70
												179	A	Illinois	43 98
												225	N	Utah St.	46 63
												232	A	Southeast Mo. St.	65 75
												235	H	Texas Southern	72 56
												251	N	Alabama St.	74 64
												263	H	Murray St.	69 58
												270	H	Austin Peay	66 58
												280	A	Tennessee Tech	60 70
												280	H	Tennessee Tech	56 64
												296	A	Jacksonville St.	55 69
												296	H	Jacksonville St.	50 40
												306	A	Morehead St.	68 60
												306	H	Morehead St.	78 76
												335	H	Lipscomb	77 65
												339	A	Eastern Ill.	62 53
LAST 12 Division I GAMES:															
		78	N	Belmont	60	68			306	H	Morehead St.	78	76		
		78	H	Belmont	51	71			178	H	Eastern Ky.	66	70		
		306	A	Morehead St.	68	60			296	A	Jacksonville St.	55	69		
		296	H	Jacksonville St.	50	40			104	A	UT Martin	50	77		
		178	A	Eastern Ky.	67	78			78	A	Belmont	65	80		
		280	H	Tennessee Tech	56	64			280	A	Tennessee Tech	60	70		

Non-Div I Games: Lane 75 44 North Ala. 58 40

Tennessee St.

Loss, Non-Conf, S Site, H Home A Away N Neutral

Tennessee Tech

Through Games Of March 5, 2016

Average RPI Win:	284	WON-LOST	WINNING	LAST 10	STRENGTH OF	OPP. STRENGTH	TEAM	ADJ.	CONF.	ADJ CONF.
Average RPI Loss:	156	RECORD	PCT. RANK	GAMES	SCHEDULE	OF SCHEDULE	RPI	RPI	RPI	RPI
DIV. I ONLY	10- 19	260	5- 5	249	225	280	280	24	24	
DIV. I NON-CONF.	4- 9	245	0- 0	190	128	257	257	24	24	
TOTALS	RPI 1-25	RPI 26-50	W-L RECORDS	RPI 51-100	RPI 101-150	RPI 150+				
10- 19	0- 1	0- 2	OVERALL	0- 3	0- 4	10- 9				
7- 9	0- 1	0- 1	HOME	0- 1	0- 2	7- 4				
3- 10	0- 0	0- 1	AWAY	0- 2	0- 2	3- 5				
0- 0	0- 0	0- 0	NEUTRAL	0- 0	0- 0	0- 0				
4- 9	0- 1	0- 2	NON-CONFERENCE	0- 1	0- 2	4- 3				
3- 5	0- 1	0- 1	HOME	0- 0	0- 1	3- 2				
1- 4	0- 0	0- 1	AWAY	0- 1	0- 1	1- 1				
0- 0	0- 0	0- 0	NEUTRAL	0- 0	0- 0	0- 0				
6- 10	0- 0	0- 0	CONFERENCE	0- 2	0- 2	6- 6				
4- 4	0- 0	0- 0	HOME	0- 1	0- 1	4- 2				
2- 6	0- 0	0- 0	AWAY	0- 1	0- 1	2- 4				
0- 0	0- 0	0- 0	NEUTRAL	0- 0	0- 0	0- 0				

RPI 1-25				RPI 26-50				RPI 51-100				RPI 101+ Team's RPI: 280			
RPI	S	Opponent	Score	RPI	S	Opponent	Score	RPI	S	Opponent	Score	RPI	S	Opponent	Score
14	H	Louisville	54 76	39	A	Georgia	48 81	67	A	Middle Tenn.	53 69	104	A	UT Martin	53 67
				40	H	Arkansas St.	55 77	78	A	Belmont	49 70	112	H	Mercer	47 63
								78	H	Belmont	79 80	145	H	SIUE	68 83
												149	A	Northern Ky.	62 88
												167	A	Xavier	47 64
												171	H	Southern Miss.	57 69
												178	A	Eastern Ky.	77 72
												178	H	Eastern Ky.	67 71
												232	H	Southeast Mo. St.	57 60
												256	A	Tennessee St.	64 56
												256	H	Tennessee St.	70 60
												258	H	Clemson	53 71
												263	A	Murray St.	50 56
												270	A	Austin Peay	75 91
												273	H	Georgia St.	72 65
												291	H	Wichita St.	54 48
												296	A	Jacksonville St.	46 55
												296	H	Jacksonville St.	51 49
												306	A	Morehead St.	71 75
												306	H	Morehead St.	77 69
												307	A	UNCG	73 64
												335	H	Lipscomb	81 70
												339	H	Eastern Ill.	81 74
LAST 12 Division I GAMES:															
178	H	Eastern Ky.	67 71	78	H	Belmont	79 80								
78	A	Belmont	49 70	306	A	Morehead St.	71 75								
306	H	Morehead St.	77 69	178	A	Eastern Ky.	77 72								
296	H	Jacksonville St.	51 49	256	H	Tennessee St.	70 60								
256	A	Tennessee St.	64 56	232	H	Southeast Mo. St.	57 60								
296	A	Jacksonville St.	46 55	104	A	UT Martin	53 67								

Non-Div I Games:

Tennessee Tech

■ Loss,
 ■ Non-Conf, S Site,
 ■ Home
 ■ Away
 N Neutral

Average RPI Win:	117	WON-LOST	WINNING	LAST 10	STRENGTH OF	OPP. STRENGTH	TEAM	ADJ.	CONF.	ADJ CONF.
Average RPI Loss:	11	RECORD	PCT. RANK	GAMES	SCHEDULE	OF SCHEDULE	RPI	RPI	RPI	RPI
DIV. I ONLY	27- 3	8	8- 2	53	8	7	7	3	3	
DIV. I NON-CONF.	11- 0	1	0- 0	123	16	9	9	3	3	
TOTALS	RPI 1-25	RPI 26-50	W-L RECORDS	RPI 51-100	RPI 101-150	RPI 150+				
27- 3	5- 2	5- 1	OVERALL	0- 0	9- 0	8- 0				
15- 1	3- 1	3- 0	HOME	0- 0	4- 0	5- 0				
10- 2	2- 0	2- 0	AWAY	0- 0	4- 0	2- 0				
2- 0	0- 0	0- 0	NEUTRAL	0- 0	1- 0	1- 0				
11- 0	3- 0	0- 0	NON-CONFERENCE	0- 0	3- 0	5- 0				
7- 0	2- 0	0- 0	HOME	0- 0	1- 0	4- 0				
3- 0	1- 0	0- 0	AWAY	0- 0	1- 0	1- 0				
1- 0	0- 0	0- 0	NEUTRAL	0- 0	1- 0	0- 0				
16- 3	2- 2	5- 1	CONFERENCE	0- 0	6- 0	3- 0				
8- 1	1- 1	3- 0	HOME	0- 0	3- 0	1- 0				
7- 2	1- 1	2- 1	AWAY	0- 0	3- 0	1- 0				
1- 0	0- 0	0- 0	NEUTRAL	0- 0	0- 0	1- 0				

RPI	S	Opponent	Score	RPI	S	Opponent	Score	RPI	S	Opponent	Score	RPI	S	Opponent	Score
2	A	Baylor	48 74	28	A	Oklahoma St.	78 48	102	A	TCU	65 58	217	A	Kansas	75 38
2	H	Baylor	67 80	28	H	Oklahoma St.	70 55	102	H	TCU	71 58	217	H	Kansas	70 46
9	H	Stanford	77 69	29	A	Oklahoma	56 74	103	A	Little Rock	66 56	217	N	Kansas	66 50
21	A	West Virginia	65 54	29	H	Oklahoma	83 76	114	H	Northwestern St.	86 33	222	H	Canisius	92 62
21	H	West Virginia	73 50	47	A	Kansas St.	66 51	125	A	Iowa St.	65 49	234	A	Rice	70 47
22	H	Mississippi St.	53 47	47	H	Kansas St.	58 51	125	H	Iowa St.	75 54	236	H	Sam Houston St.	83 49
25	A	Tennessee	64 53					135	A	Texas Tech	76 55	246	H	UTSA	90 53
								135	H	Texas Tech	86 62				
								139	N	Arkansas	61 50				
								207	H	Hampton	79 52				
								217	A	Kansas	75 38				
								217	H	Kansas	70 46				
								217	N	Kansas	66 50				
								222	H	Canisius	92 62				
								234	A	Rice	70 47				
								236	H	Sam Houston St.	83 49				
								246	H	UTSA	90 53				
LAST 12 Division I GAMES:															
217	N	Kansas	66 50	29	A	Oklahoma	56 74								
2	A	Baylor	48 74	28	H	Oklahoma St.	70 55								
102	H	TCU	71 58	125	A	Iowa St.	65 49								
135	A	Texas Tech	76 55	47	A	Kansas St.	66 51								
21	H	West Virginia	73 50	217	H	Kansas	70 46								
47	H	Kansas St.	58 51	29	H	Oklahoma	83 76								

Non-Div I Games:

Texas

■ Loss,
 ■ Non-Conf, S Site,
 ■ Home
 ■ Away
 N Neutral

Texas Southern

Through Games Of March 5, 2016

Average RPI Win:	294	WON-LOST	WINNING	LAST 10	STRENGTH OF	OPP. STRENGTH	TEAM	ADJ.	CONF.	ADJ CONF.
Average RPI Loss:	195	RECORD	PCT. RANK	GAMES	SCHEDULE	OF SCHEDULE	RPI	RPI	RPI	RPI
DIV. I ONLY	18- 10	89	7- 3	348	315	235	235	31	31	
DIV. I NON-CONF.	4- 6	201	0- 0	346	71	293	293	31	31	
TOTALS	RPI 1-25	RPI 26-50	W-L RECORDS	RPI 51-100	RPI 101-150	RPI 150+				
18- 10	0- 0	0- 1	OVERALL	0- 0	0- 1	18- 8				
8- 4	0- 0	0- 0	HOME	0- 0	0- 0	8- 4				
9- 6	0- 0	0- 1	AWAY	0- 0	0- 1	9- 4				
1- 0	0- 0	0- 0	NEUTRAL	0- 0	0- 0	1- 0				
4- 6	0- 0	0- 1	NON-CONFERENCE	0- 0	0- 1	4- 4				
1- 2	0- 0	0- 0	HOME	0- 0	0- 0	1- 2				
2- 4	0- 0	0- 1	AWAY	0- 0	0- 1	2- 2				
1- 0	0- 0	0- 0	NEUTRAL	0- 0	0- 0	1- 0				
14- 4	0- 0	0- 0	CONFERENCE	0- 0	0- 0	14- 4				
7- 2	0- 0	0- 0	HOME	0- 0	0- 0	7- 2				
7- 2	0- 0	0- 0	AWAY	0- 0	0- 0	7- 2				
0- 0	0- 0	0- 0	NEUTRAL	0- 0	0- 0	0- 0				

RPI 1-25			RPI 26-50			RPI 51-100			RPI 101+ Team's RPI: 235		
RPI	S	Opponent	Score	RPI	S	Opponent	Score	RPI	S	Opponent	Score
				28	A	Oklahoma St.	52 87	119	A	LSU	36 86
								155	A	Southern U.	55 56
								155	H	Southern U.	59 45
								186	A	Grambling	62 50
								186	H	Grambling	46 49
								217	A	Kansas	65 72
								234	A	Rice	69 66
								236	H	Sam Houston St.	51 53
								246	A	UTSA	59 44
								250	H	Houston Baptist	65 77
								251	A	Alabama St.	51 57
								251	H	Alabama St.	48 58
								256	A	Tennessee St.	56 72
								279	A	Prairie View	50 43
								279	H	Prairie View	72 65
								295	A	Alcorn	53 41
								295	H	Alcorn	68 39
								308	A	Jackson St.	62 36
								308	H	Jackson St.	66 47
								313	H	A&M-Corpus Christi	51 43
								333	A	Ark.-Pine Bluff	57 51
								333	H	Ark.-Pine Bluff	57 30
								335	N	Lipscomb	66 62
								346	A	Alabama A&M	57 38
								346	H	Alabama A&M	72 41
								349	A	Mississippi Val.	85 30
LAST 12 Division I GAMES:											
295	A	Alcorn	53 41	186	H	Grambling	46 49				
155	A	Southern U.	55 56	308	H	Jackson St.	66 47				
251	H	Alabama St.	48 58	279	A	Prairie View	50 43				
346	H	Alabama A&M	72 41	346	A	Alabama A&M	57 38				
333	A	Ark.-Pine Bluff	57 51	251	A	Alabama St.	51 57				
349	A	Mississippi Val.	85 30	333	H	Ark.-Pine Bluff	57 30				

Non-Div I Games:

Texas Southern

■ Loss,
 ■ Non-Conf,
 ■ S Site,
 ■ Home
 ■ A Away
 N Neutral

T
e
x
a
s
S
o
u
t
h
e
r
n

RPI S Opponent Score
Texas Southern

Through Games Of March 5, 2016

RPI	S	Opponent	Score
349	H	Mississippi Val.	76 38

T
e
x
a
s
S
o
u
t
h
e
r
n

Texas Southern

Average RPI Win: 225	WON-LOST	WINNING	LAST 10	STRENGTH OF	OPP. STRENGTH	TEAM	ADJ.	CONF.	ADJ CONF.
Average RPI Loss: 142	RECORD	PCT. RANK	GAMES	SCHEDULE	OF SCHEDULE	RPI	RPI	RPI	RPI
DIV. I ONLY	10- 18	250	2- 8	170	160	241	241	15	15
DIV. I NON-CONF.	3- 5	218	0- 0	124	36	179	179	14	14
TOTALS	RPI 1-25	RPI 26-50	W-L RECORDS	RPI 51-100	RPI 101-150	RPI 150+			
10- 18	0- 1	0- 4	OVERALL	0- 0	2- 8	8- 5			
7- 5	0- 0	0- 1	HOME	0- 0	1- 3	6- 1			
3- 10	0- 1	0- 2	AWAY	0- 0	1- 3	2- 4			
0- 3	0- 0	0- 1	NEUTRAL	0- 0	0- 2	0- 0			
3- 5	0- 1	0- 2	NON-CONFERENCE	0- 0	0- 2	3- 0			
2- 0	0- 0	0- 0	HOME	0- 0	0- 0	2- 0			
1- 2	0- 1	0- 1	AWAY	0- 0	0- 0	1- 0			
0- 3	0- 0	0- 1	NEUTRAL	0- 0	0- 2	0- 0			
7- 13	0- 0	0- 2	CONFERENCE	0- 0	2- 6	5- 5			
5- 5	0- 0	0- 1	HOME	0- 0	1- 3	4- 1			
2- 8	0- 0	0- 1	AWAY	0- 0	1- 3	1- 4			
0- 0	0- 0	0- 0	NEUTRAL	0- 0	0- 0	0- 0			

RPI 1-25			RPI 26-50			RPI 51-100			RPI 101+			Team's RPI: 241
RPI	S	Opponent	Score	RPI	S	Opponent	Score	RPI	S	Opponent	Score	
20	A	Texas A&M	50 87	40	A	Arkansas St.	50 87		103	A	Little Rock	45 57
				40	H	Arkansas St.	59 74		103	H	Little Rock	67 57
				43	A	Missouri	56 82		125	N	Iowa St.	61 83
				50	N	Duke	34 85		134	A	La.-Lafayette	46 42
									134	H	La.-Lafayette	47 59
									136	N	Idaho	55 75
									141	A	Troy	79 112
									141	H	Troy	73 88
									147	A	UT Arlington	69 78
									147	H	UT Arlington	48 80
									185	A	South Ala.	73 71
									185	H	South Ala.	56 70
									239	H	North Texas	64 62
									246	H	UTSA	72 64
									250	A	Houston Baptist	71 66
									262	A	Appalachian St.	71 90
									262	H	Appalachian St.	87 76
									272	A	La.-Monroe	59 63
									272	H	La.-Monroe	63 57
									273	A	Georgia St.	62 73
									273	H	Georgia St.	80 71
									290	A	Ga. Southern	64 78
									290	H	Ga. Southern	61 56
LAST 12 Division I GAMES:												
				185	H	South Ala.	56 70		272	H	La.-Monroe	63 57
				141	H	Troy	73 88		262	H	Appalachian St.	87 76
				147	A	UT Arlington	69 78		147	H	UT Arlington	48 80
				103	A	Little Rock	45 57		290	A	Ga. Southern	64 78
				40	A	Arkansas St.	50 87		273	A	Georgia St.	62 73
				134	H	La.-Lafayette	47 59		272	A	La.-Monroe	59 63

Non-Div I Games: Tex. A&M-Commerce 80 60 St. Edward's 52 44

Texas St.

■ Loss,
 ■ Non-Conf,
 ■ S Site,
 ■ Home
 ■ A Away
 N Neutral

Average RPI Win:	208	WON-LOST	WINNING	LAST 10	STRENGTH OF	OPP. STRENGTH	TEAM	ADJ.	CONF.	ADJ CONF.
Average RPI Loss:	38	RECORD	PCT. RANK	GAMES	SCHEDULE	OF SCHEDULE	RPI	RPI	RPI	RPI
DIV. I ONLY	13- 18	221	2- 8	34	50	135	135	3	3	
DIV. I NON-CONF.	9- 2	37	0- 0	209	294	99	99	3	3	
TOTALS	RPI 1-25	RPI 26-50	W-L RECORDS	RPI 51-100	RPI 101-150	RPI 150+				
13- 18	0- 7	0- 7	OVERALL	1- 1	3- 3	9- 0				
10- 7	0- 3	0- 3	HOME	1- 0	2- 1	7- 0				
1- 9	0- 0	0- 0	AWAY	0- 0	0- 0	1- 0				
2- 2	0- 1	0- 1	NEUTRAL	0- 0	1- 0	1- 0				
9- 2	0- 0	0- 1	NON-CONFERENCE	1- 1	1- 0	7- 0				
8- 0	0- 0	0- 0	HOME	1- 0	1- 0	6- 0				
0- 1	0- 0	0- 0	AWAY	0- 1	0- 0	0- 0				
1- 1	0- 0	0- 1	NEUTRAL	0- 0	0- 0	1- 0				
4- 16	0- 7	0- 6	CONFERENCE	0- 0	2- 3	2- 0				
2- 7	0- 3	0- 3	HOME	0- 0	1- 1	1- 0				
1- 8	0- 3	0- 3	AWAY	0- 0	0- 2	1- 0				
1- 1	0- 1	0- 0	NEUTRAL	0- 0	1- 0	0- 0				

RPI	S	Opponent	Score	RPI	S	Opponent	Score	RPI	S	Opponent	Score	RPI	S	Opponent	Score	Team's RPI: 135
2	A	Baylor	43 69	28	A	Oklahoma St.	57 70	61	A	Santa Clara	70 75	102	A	TCU	48 69	
2	H	Baylor	36 66	28	H	Oklahoma St.	46 69	76	H	Abilene Christian	71 65	102	H	TCU	69 78	
2	N	Baylor	51 82	29	A	Oklahoma	53 92					125	A	Iowa St.	48 77	
7	A	Texas	62 86	29	H	Oklahoma	60 70					125	H	Iowa St.	69 66	
7	H	Texas	55 76	31	N	Washington	73 77					125	N	Iowa St.	89 84	
21	A	West Virginia	57 79	47	A	Kansas St.	53 65					136	H	Idaho	78 62	
21	H	West Virginia	42 69	47	H	Kansas St.	53 65					158	N	Fordham	62 48	
												186	H	Grambling	70 55	
												201	H	Idaho St.	79 64	
												217	A	Kansas	69 58	
												217	H	Kansas	54 44	
												289	H	Niagara	79 45	
												317	H	Southeastern La.	113 51	
												329	H	Incarinate Word	70 55	
												333	H	Ark.-Pine Bluff	84 40	
LAST 12 Division I GAMES:																
		2 N Baylor	51 82			125 A Iowa St.	48 77									
		125 N Iowa St.	89 84			2 H Baylor	36 66									
		29 H Oklahoma	60 70			28 A Oklahoma St.	57 70									
		217 A Kansas	69 58			21 H West Virginia	42 69									
		7 H Texas	55 76			217 H Kansas	54 44									
		47 A Kansas St.	53 65			2 A Baylor	43 69									

Non-Div I Games:

Texas Tech

■ Loss,
■ Non-Conf,
■ S Site,
■ H Home
■ A Away
N Neutral

Average RPI Win:	216	WON-LOST	WINNING	LAST 10	STRENGTH OF	OPP. STRENGTH	TEAM	ADJ.	CONF.	ADJ CONF.
Average RPI Loss:	70	RECORD	PCT. RANK	GAMES	SCHEDULE	OF SCHEDULE	RPI	RPI	RPI	RPI
DIV. I ONLY	17- 12	123	7- 3	89	111	105	105	11	11	
DIV. I NON-CONF.	5- 6	180	0- 0	80	64	143	143	13	13	
TOTALS	RPI 1-25	RPI 26-50	W-L RECORDS	RPI 51-100	RPI 101-150	RPI 150+				
17- 12	0- 1	0- 2	OVERALL	3- 7	3- 2	11- 0				
8- 5	0- 0	0- 1	HOME	1- 3	2- 1	5- 0				
7- 5	0- 0	0- 0	AWAY	1- 0	1- 0	5- 0				
2- 2	0- 0	0- 0	NEUTRAL	1- 2	0- 0	1- 0				
5- 6	0- 1	0- 1	NON-CONFERENCE	1- 3	0- 1	4- 0				
2- 2	0- 0	0- 0	HOME	0- 1	0- 1	2- 0				
1- 2	0- 1	0- 1	AWAY	0- 0	0- 0	1- 0				
2- 2	0- 0	0- 0	NEUTRAL	1- 2	0- 0	1- 0				
12- 6	0- 0	0- 1	CONFERENCE	2- 4	3- 1	7- 0				
6- 3	0- 0	0- 1	HOME	1- 2	2- 0	3- 0				
6- 3	0- 0	0- 0	AWAY	1- 2	1- 1	4- 0				
0- 0	0- 0	0- 0	NEUTRAL	0- 0	0- 0	0- 0				

RPI	S	Opponent	Score	RPI	S	Opponent	Score	RPI	S	Opponent	Score	RPI	S	Opponent	Score	Team's RPI: 105
1	A	Notre Dame	39 74	34	A	St. Bonaventure	63 74	51	N	Albany (NY)	55 63	122	A	Akron	71 81	
				42	H	Ohio	57 77	57	A	Ball St.	69 75	123	H	Arizona	59 62	
								57	H	Ball St.	58 68	131	H	Buffalo	71 60	
								70	A	Central Mich.	81 79	140	A	Western Mich.	80 68	
								70	H	Central Mich.	76 72	140	H	Western Mich.	80 73	
								71	N	VCU	80 61	248	N	Columbia	88 75	
								83	H	Dayton	57 83	249	A	Ill.-Chicago	60 51	
								85	A	Eastern Mich.	41 59	257	A	Bowling Green	68 60	
								85	H	Eastern Mich.	46 58	257	H	Bowling Green	75 61	
								95	N	Harvard	70 76	259	A	Northern Ill.	89 83	
												259	H	Northern Ill.	66 59	
												261	H	Cleveland St.	66 53	
												282	A	Miami (OH)	55 50	
												319	A	Kent St.	67 64	
												319	H	Kent St.	73 67	
												333	H	Ark.-Pine Bluff	74 47	
LAST 12 Division I GAMES:																
57	H	Ball St.	58 68	42	H	Ohio	57 77									
70	H	Central Mich.	76 72	131	H	Buffalo	71 60									
259	A	Northern Ill.	89 83	319	A	Kent St.	67 64									
85	H	Eastern Mich.	46 58	140	A	Western Mich.	80 68									
70	A	Central Mich.	81 79	257	H	Bowling Green	75 61									
257	A	Bowling Green	68 60	85	A	Eastern Mich.	41 59									

Non-Div I Games:

Toledo

■ Loss,
 ■ Non-Conf,
 S Site,
 ■ Home
 ■ Away
 N Neutral

Average RPI Win: 197	WON-LOST	WINNING	LAST 10	STRENGTH OF	OPP. STRENGTH	TEAM	ADJ.	CONF.	ADJ CONF.
Average RPI Loss: 153	RECORD	PCT. RANK	GAMES	SCHEDULE	OF SCHEDULE	RPI	RPI	RPI	RPI
DIV. I ONLY	6- 23	311	1- 9	178	152	293	293	12	12
DIV. I NON-CONF.	3- 8	258	0- 0	261	264	295	295	10	10
TOTALS	RPI 1-25	RPI 26-50	W-L RECORDS	RPI 51-100	RPI 101-150	RPI 150+			
6- 23	0- 0	0- 2	OVERALL	1- 8	0- 0	5- 13			
4- 9	0- 0	0- 1	HOME	1- 3	0- 0	3- 5			
1- 14	0- 0	0- 1	AWAY	0- 5	0- 0	1- 8			
1- 0	0- 0	0- 0	NEUTRAL	0- 0	0- 0	1- 0			
3- 8	0- 0	0- 0	NON-CONFERENCE	0- 3	0- 0	3- 5			
2- 2	0- 0	0- 0	HOME	0- 1	0- 0	2- 1			
0- 6	0- 0	0- 0	AWAY	0- 2	0- 0	0- 4			
1- 0	0- 0	0- 0	NEUTRAL	0- 0	0- 0	1- 0			
3- 15	0- 0	0- 2	CONFERENCE	1- 5	0- 0	2- 8			
2- 7	0- 0	0- 1	HOME	1- 2	0- 0	1- 4			
1- 8	0- 0	0- 1	AWAY	0- 3	0- 0	1- 4			
0- 0	0- 0	0- 0	NEUTRAL	0- 0	0- 0	0- 0			

RPI S	Opponent	Score	RPI S	Opponent	Score	RPI S	Opponent	Score	RPI S	Opponent	Score	Team's RPI: 293
36	A James Madison	45 61	36	H James Madison	57 64	56	H Auburn	52 74	160	A Northeastern	72 71	
						65	A Hofstra	60 64	160	H Northeastern	63 81	
						65	H Hofstra	56 74	163	A Delaware	64 69	
						79	A Drexel	40 56	163	H Delaware	62 66	
						79	H Drexel	33 74	169	A George Mason	76 88	
						80	A Minnesota	86 105	170	A Cornell	60 88	
						88	A Elon	58 80	184	H UMBC	61 51	
						88	H Elon	85 78	203	A William & Mary	65 78	
						91	A Georgetown	46 82	203	H William & Mary	54 73	
									223	A Col. of Charleston	55 67	
									223	H Col. of Charleston	62 51	
									226	N Western Ill.	83 77	
									244	H Coppin St.	69 81	
									269	A UNCW	51 53	
									269	H UNCW	49 52	
									284	A Rider	72 78	
									302	H UMKC	70 47	
									325	A North Florida	72 74	
LAST 12 Division I GAMES:												
79	H Drexel	33 74	88	A Elon	58 80							
160	H Northeastern	63 81	65	H Hofstra	56 74							
203	A William & Mary	65 78	163	H Delaware	62 66							
36	A James Madison	45 61	223	A Col. of Charleston	55 67							
79	A Drexel	40 56	269	A UNCW	51 53							
223	H Col. of Charleston	62 51	65	A Hofstra	60 64							

Non-Div I Games:

Towson

■ Loss,
 ■ Non-Conf,
 ■ S Site,
 ■ H Home
 ■ A Away
 N Neutral

Average RPI Win: 236	WON-LOST	WINNING	LAST 10	STRENGTH OF	OPP. STRENGTH	TEAM	ADJ.	CONF.	ADJ CONF.
Average RPI Loss: 137	RECORD	PCT. RANK	GAMES	SCHEDULE	OF SCHEDULE	RPI	RPI	RPI	RPI
DIV. I ONLY	15- 12	146	7- 3	198	206	141	141	15	15
DIV. I NON-CONF.	3- 4	197	0- 0	201	263	148	148	14	14
TOTALS	RPI 1-25	RPI 26-50	W-L RECORDS	RPI 51-100	RPI 101-150	RPI 150+			
15- 12	0- 0	0- 2	OVERALL	0- 2	4- 3	11- 5			
8- 3	0- 0	0- 1	HOME	0- 0	3- 0	5- 2			
7- 9	0- 0	0- 1	AWAY	0- 2	1- 3	6- 3			
0- 0	0- 0	0- 0	NEUTRAL	0- 0	0- 0	0- 0			
3- 4	0- 0	0- 0	NON-CONFERENCE	0- 2	0- 1	3- 1			
1- 0	0- 0	0- 0	HOME	0- 0	0- 0	1- 0			
2- 4	0- 0	0- 0	AWAY	0- 2	0- 1	2- 1			
0- 0	0- 0	0- 0	NEUTRAL	0- 0	0- 0	0- 0			
12- 8	0- 0	0- 2	CONFERENCE	0- 0	4- 2	8- 4			
7- 3	0- 0	0- 1	HOME	0- 0	3- 0	4- 2			
5- 5	0- 0	0- 1	AWAY	0- 0	1- 2	4- 2			
0- 0	0- 0	0- 0	NEUTRAL	0- 0	0- 0	0- 0			

RPI S	Opponent	Score	RPI S	Opponent	Score	RPI S	Opponent	Score	RPI S	Opponent	Score	Team's RPI: 141
40	A Arkansas St.	80 94	40	H Arkansas St.	81 101	73	A Vanderbilt	43 97	103	A Little Rock	64 79	
						78	A Belmont	93 102	103	H Little Rock	78 71	
									111	A Samford	69 73	
									134	A La.-Lafayette	53 56	
									134	H La.-Lafayette	90 83	
									147	A UT Arlington	80 70	
									147	H UT Arlington	88 71	
									165	A UAB	67 89	
									185	A South Ala.	63 65	
									185	H South Ala.	71 75	
									241	A Texas St.	88 73	
									241	H Texas St.	112 79	
									251	A Alabama St.	73 59	
									262	A Appalachian St.	100 89	
									262	H Appalachian St.	81 96	
									272	A La.-Monroe	73 77	
									272	H La.-Monroe	74 64	
									273	A Georgia St.	97 90	
									273	H Georgia St.	89 78	
									290	A Ga. Southern	81 66	
									290	H Ga. Southern	84 68	
									304	H Nicholls St.	104 51	
									317	A Southeastern La.	100 90	
LAST 12 Division I GAMES:												
147	A UT Arlington	80 70	273	H Georgia St.	89 78							
241	A Texas St.	88 73	290	H Ga. Southern	84 68							
272	H La.-Monroe	74 64	40	A Arkansas St.	80 94							
134	H La.-Lafayette	90 83	103	A Little Rock	64 79							
262	A Appalachian St.	100 89	262	H Appalachian St.	81 96							
185	A South Ala.	63 65	185	H South Ala.	71 75							

Non-Div I Games: West Ala. 103 72 Fort Valley St. 118 72

Troy

Average RPI Win:	191	WON-LOST	WINNING	LAST 10	STRENGTH OF	OPP. STRENGTH	TEAM	ADJ.	CONF.	ADJ CONF.
Average RPI Loss:	39	RECORD	PCT. RANK	GAMES	SCHEDULE	OF SCHEDULE	RPI	RPI	RPI	RPI
DIV. I ONLY	21- 10	77	6- 4	96	79	74	74	9	9	
DIV. I NON-CONF.	9- 3	69	0- 0	73	63	53	53	7	7	
TOTALS	RPI 1-25	RPI 26-50	W-L RECORDS	RPI 51-100	RPI 101-150	RPI 150+				
21- 10	0- 4	0- 2	OVERALL	1- 3	7- 1	13- 0				
13- 3	0- 1	0- 1	HOME	1- 1	4- 0	8- 0				
6- 5	0- 2	0- 1	AWAY	0- 1	1- 1	5- 0				
2- 2	0- 1	0- 0	NEUTRAL	0- 1	2- 0	0- 0				
9- 3	0- 2	0- 0	NON-CONFERENCE	1- 1	4- 0	4- 0				
7- 0	0- 0	0- 0	HOME	1- 0	3- 0	3- 0				
1- 1	0- 1	0- 0	AWAY	0- 0	0- 0	1- 0				
1- 2	0- 1	0- 0	NEUTRAL	0- 1	1- 0	0- 0				
12- 7	0- 2	0- 2	CONFERENCE	0- 2	3- 1	9- 0				
6- 3	0- 1	0- 1	HOME	0- 1	1- 0	5- 0				
5- 4	0- 1	0- 1	AWAY	0- 1	1- 1	4- 0				
1- 0	0- 0	0- 0	NEUTRAL	0- 0	1- 0	0- 0				

RPI 1-25				RPI 26-50				RPI 51-100				Team's RPI: 74		RPI 101+			
RPI	S	Opponent	Score	RPI	S	Opponent	Score	RPI	S	Opponent	Score		RPI	S	Opponent	Score	
4	A	UConn	40 80	26	A	South Fla.	65 77	52	N	Rutgers	51 75		103	H	Little Rock	69 53	
4	H	UConn	38 96	26	H	South Fla.	67 71	53	H	Saint Louis	66 58		108	A	Memphis	67 83	
15	A	Florida St.	72 78					64	A	Temple	67 72		108	N	Memphis	70 64	
23	N	Green Bay	58 79					64	H	Temple	54 72		109	N	Virginia	67 62	
													119	H	LSU	67 63	
													144	H	McNeese St.	74 55	
													148	A	East Carolina	66 51	
													148	H	East Carolina	78 73	
													155	H	Southern U.	77 48	
													177	A	Ole Miss	61 59	
													188	A	Tulsa	71 47	
													188	H	Tulsa	61 42	
													192	A	SMU	54 42	
													192	H	SMU	76 64	
													237	H	Cincinnati	70 51	
													278	A	UCF	65 53	
													278	H	UCF	75 54	
													285	A	Houston	59 56	
													285	H	Houston	70 48	
													307	H	UNCG	74 53	
													308	H	Jackson St.	92 49	
LAST 12 Division I GAMES:																	
108	N	Memphis	70 64	192	H	SMU	76 64										
237	H	Cincinnati	70 51	26	A	South Fla.	65 77										
4	A	UConn	40 80	285	A	Houston	59 56										
64	A	Temple	67 72	4	H	UConn	38 96										
188	H	Tulsa	61 42	64	H	Temple	54 72										
278	A	UCF	65 53	148	H	East Carolina	78 73										

Non-Div I Games:

Tulane

■ Loss,
 ■ Non-Conf,
 ■ S Site,
 ■ Home
 ■ A Away
 N Neutral

Average RPI Win:	200	WON-LOST	WINNING	LAST 10	STRENGTH OF	OPP. STRENGTH	TEAM	ADJ.	CONF.	ADJ CONF.
Average RPI Loss:	105	RECORD	PCT. RANK	GAMES	SCHEDULE	OF SCHEDULE	RPI	RPI	RPI	RPI
DIV. I ONLY	12- 19	239	5- 5	122	85	188	188	9	9	
DIV. I NON-CONF.	3- 8	258	0- 0	65	76	194	194	7	7	
TOTALS	RPI 1-25	RPI 26-50	W-L RECORDS	RPI 51-100	RPI 101-150	RPI 150+				
12- 19	0- 2	0- 3	OVERALL	0- 7	5- 2	7- 5				
5- 9	0- 1	0- 3	HOME	0- 1	1- 2	4- 2				
6- 7	0- 1	0- 0	AWAY	0- 4	4- 0	2- 2				
1- 3	0- 0	0- 0	NEUTRAL	0- 2	0- 0	1- 1				
3- 8	0- 0	0- 2	NON-CONFERENCE	0- 3	2- 1	1- 2				
1- 4	0- 0	0- 2	HOME	0- 0	0- 1	1- 1				
2- 2	0- 0	0- 0	AWAY	0- 2	2- 0	0- 0				
0- 2	0- 0	0- 0	NEUTRAL	0- 1	0- 0	0- 1				
9- 11	0- 2	0- 1	CONFERENCE	0- 4	3- 1	6- 3				
4- 5	0- 1	0- 1	HOME	0- 1	1- 1	3- 1				
4- 5	0- 1	0- 0	AWAY	0- 2	2- 0	2- 2				
1- 1	0- 0	0- 0	NEUTRAL	0- 1	0- 0	1- 0				

RPI	S	Opponent	Score	RPI	S	Opponent	Score	RPI	S	Opponent	Score	RPI	S	Opponent	Score	Team's RPI: 188
4	A	UConn	35 95	26	H	South Fla.	66 72	53	A	Saint Louis	73 82	103	A	Little Rock	74 63	
4	H	UConn	30 94	29	H	Oklahoma	62 75	64	A	Temple	46 66	108	A	Memphis	65 59	
				47	H	Kansas St.	67 75	64	N	Temple	52 78	108	H	Memphis	58 69	
								74	A	Tulane	42 61	139	A	Arkansas	74 67	
								74	H	Tulane	47 71	143	H	Oral Roberts	53 59	
								98	A	UNI	59 75	148	A	East Carolina	55 54	
								100	N	Drake	80 91	148	H	East Carolina	81 79	
												169	N	George Mason	63 64	
												186	H	Grambling	79 51	
												192	A	SMU	45 62	
												192	H	SMU	56 54	
												224	H	Indiana St.	63 67	
												237	A	Cincinnati	76 63	
												237	H	Cincinnati	53 55	
												278	A	UCF	74 75	
												278	H	UCF	95 71	
												285	A	Houston	79 62	
												285	H	Houston	44 28	
												285	N	Houston	76 38	
LAST 12 Division I GAMES:																
				64	N	Temple	52 78	278	H	UCF	95 71					
				285	N	Houston	76 38	285	H	Houston	44 28					
				237	A	Cincinnati	76 63	148	A	East Carolina	55 54					
				26	H	South Fla.	66 72	278	A	UCF	74 75					
				74	A	Tulane	42 61	4	H	UConn	30 94					
				192	A	SMU	45 62	108	H	Memphis	58 69					

Non-Div I Games:

Tulsa

■ Loss,
 ■ Non-Conf,
 ■ S Site,
 ■ Home
 ■ A Away
 N Neutral

Average RPI Win:	213	WON-LOST	WINNING	LAST 10	STRENGTH OF	OPP. STRENGTH	TEAM	ADJ.	CONF.	ADJ CONF.
Average RPI Loss:	111	RECORD	PCT. RANK	GAMES	SCHEDULE	OF SCHEDULE	RPI	RPI	RPI	RPI
DIV. I ONLY	14- 15	175	4- 6	138	140	165	165	13	13	
DIV. I NON-CONF.	7- 4	110	0- 0	182	233	118	118	11	11	
TOTALS	RPI 1-25	RPI 26-50	W-L RECORDS	RPI 51-100	RPI 101-150	RPI 150+				
14- 15	0- 1	0- 4	OVERALL	1- 4	2- 2	11- 4				
10- 4	0- 0	0- 1	HOME	1- 1	2- 1	7- 1				
3- 10	0- 1	0- 2	AWAY	0- 3	0- 1	3- 3				
1- 1	0- 0	0- 1	NEUTRAL	0- 0	0- 0	1- 0				
7- 4	0- 1	0- 1	NON-CONFERENCE	0- 2	2- 0	5- 0				
5- 0	0- 0	0- 0	HOME	0- 0	2- 0	3- 0				
1- 3	0- 1	0- 0	AWAY	0- 2	0- 0	1- 0				
1- 1	0- 0	0- 1	NEUTRAL	0- 0	0- 0	1- 0				
7- 11	0- 0	0- 3	CONFERENCE	1- 2	0- 2	6- 4				
5- 4	0- 0	0- 1	HOME	1- 1	0- 1	4- 1				
2- 7	0- 0	0- 2	AWAY	0- 1	0- 1	2- 3				
0- 0	0- 0	0- 0	NEUTRAL	0- 0	0- 0	0- 0				

RPI 1-25				RPI 26-50				RPI 51-100				RPI 101+ Team's RPI: 165			
RPI	S	Opponent	Score	RPI	S	Opponent	Score	RPI	S	Opponent	Score	RPI	S	Opponent	Score
15	A	Florida St.	44 84	30	A	UTEP	54 62	56	A	Auburn	71 85	111	H	Samford	61 41
				38	A	Western Ky.	55 64	67	A	Middle Tenn.	40 68	133	A	Marshall	65 73
				38	H	Western Ky.	49 63	67	H	Middle Tenn.	72 77	133	H	Marshall	61 64
				49	N	North Carolina St.	56 67	77	H	Charlotte	75 57	141	H	Troy	89 67
								78	A	Belmont	62 63	154	H	Old Dominion	58 55
												164	A	Fla. Atlantic	67 62
												164	H	Fla. Atlantic	51 52
												171	H	Southern Miss.	53 49
												183	H	Louisiana Tech	64 49
												185	A	South Ala.	53 39
												234	A	Rice	64 55
												239	A	North Texas	51 53
												246	A	UTSA	52 54
												252	N	High Point	56 46
												310	A	FIU	61 72
												310	H	FIU	71 42
												312	H	South Carolina St.	71 38
												333	H	Ark.-Pine Bluff	82 32
												349	H	Mississippi Val.	80 33
LAST 12 Division I GAMES:															
164	H	Fla. Atlantic	51 52	171	H	Southern Miss.	53 49								
310	H	FIU	71 42	164	A	Fla. Atlantic	67 62								
38	A	Western Ky.	55 64	310	A	FIU	61 72								
133	A	Marshall	65 73	133	H	Marshall	61 64								
67	H	Middle Tenn.	72 77	38	H	Western Ky.	49 63								
183	H	Louisiana Tech	64 49	239	A	North Texas	51 53								

Non-Div I Games:

UAB

■ Loss,
 ■ Non-Conf, S Site,
 ■ Home
 ■ Away
 N Neutral

UC Davis

Through Games Of March 5, 2016

Average RPI Win:	261	WON-LOST	WINNING	LAST 10	STRENGTH OF	OPP. STRENGTH	TEAM	ADJ.	CONF.	ADJ CONF.
Average RPI Loss:	129	RECORD	PCT. RANK	GAMES	SCHEDULE	OF SCHEDULE	RPI	RPI	RPI	RPI
DIV. I ONLY	16- 12	132	6- 4	293	215	190	190	22	22	
DIV. I NON-CONF.	6- 6	160	0- 0	262	138	200	200	21	21	
TOTALS	RPI 1-25	RPI 26-50	W-L RECORDS	RPI 51-100	RPI 101-150	RPI 150+				
16- 12	0- 1	1- 0	OVERALL	0- 4	1- 3	14- 4				
7- 5	0- 1	0- 0	HOME	0- 1	1- 1	6- 2				
9- 5	0- 0	1- 0	AWAY	0- 2	0- 2	8- 1				
0- 2	0- 0	0- 0	NEUTRAL	0- 1	0- 0	0- 1				
6- 6	0- 1	1- 0	NON-CONFERENCE	0- 2	0- 0	5- 3				
1- 3	0- 1	0- 0	HOME	0- 0	0- 0	1- 2				
5- 1	0- 0	1- 0	AWAY	0- 1	0- 0	4- 0				
0- 2	0- 0	0- 0	NEUTRAL	0- 1	0- 0	0- 1				
10- 6	0- 0	0- 0	CONFERENCE	0- 2	1- 3	9- 1				
6- 2	0- 0	0- 0	HOME	0- 1	1- 1	5- 0				
4- 4	0- 0	0- 0	AWAY	0- 1	0- 2	4- 1				
0- 0	0- 0	0- 0	NEUTRAL	0- 0	0- 0	0- 0				

RPI 1-25				RPI 26-50				RPI 51-100				RPI 101+ Team's RPI: 190			
RPI	S	Opponent	Score	RPI	S	Opponent	Score	RPI	S	Opponent	Score	RPI	S	Opponent	Score
9	H	Stanford	45 74	48	A	St. Mary's (CA)	78 71	51	N	Albany (NY)	70 80	121	A	Hawaii	50 70
								59	A	UC Riverside	73 80	121	H	Hawaii	60 58
								59	H	UC Riverside	76 90	129	A	Long Beach St.	64 74
								87	A	Utah	58 88	129	H	Long Beach St.	62 75
												168	H	Sacramento St.	77 92
												172	H	Pacific	53 66
												189	A	Cal Poly	75 57
												189	H	Cal Poly	82 71
												213	A	Utah Valley	59 55
												255	A	San Diego St.	65 54
												267	A	UC Santa Barbara	59 66
												267	H	UC Santa Barbara	80 51
												287	A	Portland	72 47
												297	N	Florida A&M	58 61
												298	A	CSUN	75 52
												298	H	CSUN	57 50
												323	A	Portland St.	82 70
												336	A	UC Irvine	76 70
												336	H	UC Irvine	74 61
												340	A	Cal St. Fullerton	63 59
												340	H	Cal St. Fullerton	80 56
												341	H	Air Force	66 40
LAST 12 Division I GAMES:															
				336	A	UC Irvine	76 70					189	H	Cal Poly	82 71
				129	A	Long Beach St.	64 74					340	A	Cal St. Fullerton	63 59
				298	H	CSUN	57 50					59	A	UC Riverside	73 80
				59	H	UC Riverside	76 90					267	H	UC Santa Barbara	80 51
				121	A	Hawaii	50 70					129	H	Long Beach St.	62 75
				340	H	Cal St. Fullerton	80 56					189	A	Cal Poly	75 57

Non-Div I Games: Cal St. Monterey Ba91 36

UC Davis

■ Loss,
 ■ Non-Conf,
 ■ S Site,
 ■ Home
 ■ A Away
 N Neutral

U
C
I
r
v
i
n
e

UC Irvine				Through Games Of March 5, 2016						
Average RPI Win:	332	WON-LOST	WINNING	LAST 10	STRENGTH OF	OPP. STRENGTH	TEAM	ADJ.	CONF.	ADJ CONF.
Average RPI Loss:	175	RECORD	PCT. RANK	GAMES	SCHEDULE	OF SCHEDULE	RPI	RPI	RPI	RPI
DIV. I ONLY	3- 26	342	0- 10	269	203	336	336	22	22	
DIV. I NON-CONF.	2- 11	306	0- 0	266	104	313	313	21	21	
TOTALS	RPI 1-25	RPI 26-50	W-L RECORDS	RPI 51-100	RPI 101-150	RPI 150+				
3- 26	0- 1	0- 1	OVERALL	0- 4	0- 4	3- 16				
1- 11	0- 0	0- 0	HOME	0- 2	0- 2	1- 7				
2- 14	0- 0	0- 0	AWAY	0- 0	0- 0	2- 1				
0- 1	0- 0	0- 1	NEUTRAL	0- 0	0- 0	0- 0				
2- 11	0- 1	0- 1	NON-CONFERENCE	0- 2	0- 0	2- 7				
1- 3	0- 0	0- 0	HOME	0- 1	0- 0	1- 2				
1- 7	0- 1	0- 0	AWAY	0- 1	0- 0	1- 5				
0- 1	0- 0	0- 1	NEUTRAL	0- 0	0- 0	0- 0				
1- 15	0- 0	0- 0	CONFERENCE	0- 2	0- 4	1- 9				
0- 8	0- 0	0- 0	HOME	0- 1	0- 2	0- 5				
1- 7	0- 0	0- 0	AWAY	0- 1	0- 2	1- 4				
0- 0	0- 0	0- 0	NEUTRAL	0- 0	0- 0	0- 0				

RPI 1-25				RPI 26-50				RPI 51-100				RPI 101+ Team's RPI: 336			
RPI	S	Opponent	Score	RPI	S	Opponent	Score	RPI	S	Opponent	Score	RPI	S	Opponent	Score
8	A	UCLA	48 83	32	N	Princeton	42 83	54	H	St. John's (NY)	63 85	121	A	Hawaii	35 59
								55	A	Southern California	56 75	121	H	Hawaii	65 83
								59	A	UC Riverside	69 93	129	A	Long Beach St.	49 67
								59	H	UC Riverside	72 84	129	H	Long Beach St.	65 71
												168	A	Sacramento St.	78 126
												189	A	Cal Poly	38 50
												189	H	Cal Poly	54 72
												190	A	UC Davis	61 74
												190	H	UC Davis	70 76
												193	A	San Jose St.	58 79
												204	A	UNLV	52 72
												212	A	CSU Bakersfield	39 65
												229	H	Grand Canyon	53 58
												238	A	Loyola Marymount	50 95
												267	A	UC Santa Barbara	37 66
												267	H	UC Santa Barbara	62 80
												298	A	CSUN	48 62
												298	H	CSUN	64 83
												311	H	Northern Ariz.	55 71
												321	H	Nevada	68 64
												334	A	Southern Utah	63 58
												340	A	Cal St. Fullerton	62 58
												340	H	Cal St. Fullerton	53 66
LAST 12 Division I GAMES:															
190	H	UC Davis	70 76	267	H	UC Santa Barbara	62 80								
59	H	UC Riverside	72 84	189	A	Cal Poly	38 50								
129	A	Long Beach St.	49 67	121	A	Hawaii	35 59								
267	A	UC Santa Barbara	37 66	298	H	CSUN	64 83								
340	H	Cal St. Fullerton	53 66	340	A	Cal St. Fullerton	62 58								
298	A	CSUN	48 62	121	H	Hawaii	65 83								

Non-Div I Games: San Diego Christian78 49

UC Irvine

Loss, Non-Conf, S Site, H Home A Away N Neutral

UC Riverside

Through Games Of March 5, 2016

Average RPI Win:	230	WON-LOST	WINNING	LAST 10	STRENGTH OF	OPP. STRENGTH	TEAM	ADJ.	CONF.	ADJ CONF.
Average RPI Loss:	48	RECORD	PCT. RANK	GAMES	SCHEDULE	OF SCHEDULE	RPI	RPI	RPI	RPI
DIV. I ONLY	23- 7	41	10- 0	160	192	59	59	22	22	
DIV. I NON-CONF.	7- 7	160	0- 0	64	60	92	92	21	21	
TOTALS	RPI 1-25	RPI 26-50	W-L RECORDS	RPI 51-100	RPI 101-150	RPI 150+				
23- 7	0- 2	0- 2	OVERALL	0- 3	5- 0	18- 0				
11- 1	0- 1	0- 0	HOME	0- 0	3- 0	8- 0				
11- 6	0- 1	0- 2	AWAY	0- 3	2- 0	9- 0				
1- 0	0- 0	0- 0	NEUTRAL	0- 0	0- 0	1- 0				
7- 7	0- 2	0- 2	NON-CONFERENCE	0- 3	1- 0	6- 0				
3- 1	0- 1	0- 0	HOME	0- 0	1- 0	2- 0				
3- 6	0- 1	0- 2	AWAY	0- 3	0- 0	3- 0				
1- 0	0- 0	0- 0	NEUTRAL	0- 0	0- 0	1- 0				
16- 0	0- 0	0- 0	CONFERENCE	0- 0	4- 0	12- 0				
8- 0	0- 0	0- 0	HOME	0- 0	2- 0	6- 0				
8- 0	0- 0	0- 0	AWAY	0- 0	2- 0	6- 0				
0- 0	0- 0	0- 0	NEUTRAL	0- 0	0- 0	0- 0				

RPI 1-25				RPI 26-50				RPI 51-100				Team's RPI: 59	RPI 101+			
RPI	S	Opponent	Score	RPI	S	Opponent	Score	RPI	S	Opponent	Score		RPI	S	Opponent	Score
5	A	Oregon St.	65 86	30	A	UTEP	57 68	84	A	California	58 64		118	H	Fresno St.	86 68
8	H	UCLA	56 70	31	A	Washington	43 78	86	A	Oregon	81 95		121	A	Hawaii	77 74
								90	A	San Francisco	76 88		121	H	Hawaii	81 77
													129	A	Long Beach St.	78 60
													129	H	Long Beach St.	83 58
													189	A	Cal Poly	75 62
													189	H	Cal Poly	93 83
													190	A	UC Davis	90 76
													190	H	UC Davis	80 73
													212	H	CSU Bakersfield	81 61
													229	A	Grand Canyon	85 67
													232	N	Southeast Mo. St.	85 67
													238	H	Loyola Marymount	80 62
													255	A	San Diego St.	85 68
													267	A	UC Santa Barbara	83 53
													267	H	UC Santa Barbara	92 81
													271	A	Seattle	92 70
													298	A	CSUN	84 62
													298	H	CSUN	83 76
													336	A	UC Irvine	84 72
													336	H	UC Irvine	93 69
													340	A	Cal St. Fullerton	90 43
													340	H	Cal St. Fullerton	69 45
LAST 12 Division I GAMES:																
340	H	Cal St. Fullerton	69 45	189	A	Cal Poly	75 62									
336	A	UC Irvine	84 72	340	A	Cal St. Fullerton	90 43									
121	H	Hawaii	81 77	298	H	CSUN	83 76									
298	A	CSUN	84 62	190	H	UC Davis	80 73									
190	A	UC Davis	90 76	189	H	Cal Poly	93 83									
129	H	Long Beach St.	83 58	267	H	UC Santa Barbara	92 81									

Non-Div I Games:

UC Riverside

■ Loss,
■ Non-Conf,
■ S Site,
■ Home
■ Away
N Neutral

Average RPI Win:	285	WON-LOST	WINNING	LAST 10	STRENGTH OF	OPP. STRENGTH	TEAM	ADJ.	CONF.	ADJ CONF.
Average RPI Loss:	138	RECORD	PCT. RANK	GAMES	SCHEDULE	OF SCHEDULE	RPI	RPI	RPI	RPI
DIV. I ONLY	10- 19	260	4- 6	226	238	267	267	22	22	
DIV. I NON-CONF.	2- 11	306	0- 0	202	192	307	307	21	21	
TOTALS	RPI 1-25	RPI 26-50	W-L RECORDS	RPI 51-100	RPI 101-150	RPI 150+				
10- 19	0- 0	0- 0	OVERALL	0- 6	0- 7	10- 6				
7- 6	0- 0	0- 0	HOME	0- 2	0- 2	7- 2				
3- 13	0- 0	0- 0	AWAY	0- 4	0- 5	3- 4				
0- 0	0- 0	0- 0	NEUTRAL	0- 0	0- 0	0- 0				
2- 11	0- 0	0- 0	NON-CONFERENCE	0- 4	0- 3	2- 4				
2- 3	0- 0	0- 0	HOME	0- 1	0- 0	2- 2				
0- 8	0- 0	0- 0	AWAY	0- 3	0- 3	0- 2				
0- 0	0- 0	0- 0	NEUTRAL	0- 0	0- 0	0- 0				
8- 8	0- 0	0- 0	CONFERENCE	0- 2	0- 4	8- 2				
5- 3	0- 0	0- 0	HOME	0- 1	0- 2	5- 0				
3- 5	0- 0	0- 0	AWAY	0- 1	0- 2	3- 2				
0- 0	0- 0	0- 0	NEUTRAL	0- 0	0- 0	0- 0				

RPI 1-25			RPI 26-50			RPI 51-100			RPI 101+			Team's RPI: 267			
RPI	S	Opponent	Score	RPI	S	Opponent	Score	RPI	S	Opponent	Score	RPI	S	Opponent	Score
								59	A	UC Riverside	81 92	119	A	LSU	50 68
								59	H	UC Riverside	53 83	121	A	Hawaii	45 59
								61	A	Santa Clara	48 66	121	H	Hawaii	62 63
								61	H	Santa Clara	37 48	129	A	Long Beach St.	52 60
								86	A	Oregon	51 79	129	H	Long Beach St.	55 58
								94	A	Washington St.	44 61	134	A	La.-Lafayette	42 61
												136	A	Idaho	42 64
												189	A	Cal Poly	60 66
												189	H	Cal Poly	78 67
												190	A	UC Davis	51 80
												190	H	UC Davis	66 59
												191	H	UTRGV	60 62
												212	H	CSU Bakersfield	61 60
												238	H	Loyola Marymount	63 70
												243	A	Wyoming	67 76
												266	A	Pepperdine	69 71
												298	A	CSUN	65 49
												298	H	CSUN	70 58
												306	H	Morehead St.	93 78
												336	A	UC Irvine	80 62
												336	H	UC Irvine	66 37
												340	A	Cal St. Fullerton	65 47
												340	H	Cal St. Fullerton	79 49
LAST 12 Division I GAMES:															
				121	A	Hawaii	45 59					336	A	UC Irvine	80 62
				189	A	Cal Poly	60 66					121	H	Hawaii	62 63
				336	H	UC Irvine	66 37					340	H	Cal St. Fullerton	79 49
				129	H	Long Beach St.	55 58					190	A	UC Davis	51 80
				298	H	CSUN	70 58					59	A	UC Riverside	81 92
				129	A	Long Beach St.	52 60					190	H	UC Davis	66 59

Non-Div I Games: La Verne 89 41

UC Santa Barbara

Loss, Non-Conf, S Site, H Home A Away N Neutral

Average RPI Win:	242	WON-LOST	WINNING	LAST 10	STRENGTH OF	OPP. STRENGTH	TEAM	ADJ.	CONF.	ADJ CONF.
Average RPI Loss:	121	RECORD	PCT. RANK	GAMES	SCHEDULE	OF SCHEDULE	RPI	RPI	RPI	RPI
DIV. I ONLY	7- 23	303	3- 7	150	99	278	278	9	9	
DIV. I NON-CONF.	3- 8	258	0- 0	148	193	254	254	7	7	
TOTALS	RPI 1-25	RPI 26-50	W-L RECORDS	RPI 51-100	RPI 101-150	RPI 150+				
7- 23	0- 2	0- 3	OVERALL	0- 5	0- 5	7- 8				
5- 10	0- 0	0- 2	HOME	0- 3	0- 3	5- 2				
2- 11	0- 1	0- 1	AWAY	0- 2	0- 2	2- 5				
0- 2	0- 1	0- 0	NEUTRAL	0- 0	0- 0	0- 1				
3- 8	0- 1	0- 1	NON-CONFERENCE	0- 1	0- 2	3- 3				
2- 4	0- 0	0- 1	HOME	0- 1	0- 1	2- 1				
1- 3	0- 0	0- 0	AWAY	0- 0	0- 1	1- 2				
0- 1	0- 1	0- 0	NEUTRAL	0- 0	0- 0	0- 0				
4- 15	0- 1	0- 2	CONFERENCE	0- 4	0- 3	4- 5				
3- 6	0- 0	0- 1	HOME	0- 2	0- 2	3- 1				
1- 8	0- 1	0- 1	AWAY	0- 2	0- 1	1- 3				
0- 1	0- 0	0- 0	NEUTRAL	0- 0	0- 0	0- 1				

RPI 1-25				RPI 26-50				RPI 51-100				RPI 101+ Team's RPI: 278			
RPI	S	Opponent	Score	RPI	S	Opponent	Score	RPI	S	Opponent	Score	RPI	S	Opponent	Score
4	A	UConn	51 106	26	A	South Fla.	63 108	54	H	St. John's (NY)	42 70	108	A	Memphis	59 75
24	N	Florida	79 93	26	H	South Fla.	49 88	64	A	Temple	64 78	108	H	Memphis	52 69
				28	H	Oklahoma St.	55 74	64	H	Temple	63 71	122	A	Akron	54 74
								74	A	Tulane	54 75	131	H	Buffalo	60 66
								74	H	Tulane	53 65	148	H	East Carolina	56 71
												181	H	Butler	63 71
												185	A	South Ala.	77 36
												188	A	Tulsa	71 95
												188	H	Tulsa	75 74
												192	A	SMU	50 65
												192	H	SMU	66 54
												192	N	SMU	74 83
												194	A	Stetson	68 83
												237	A	Cincinnati	80 60
												237	H	Cincinnati	50 68
												260	A	Omaha	60 75
												285	A	Houston	55 64
												285	H	Houston	65 62
												297	H	Florida A&M	93 55
												310	H	FIU	89 72
LAST 12 Division I GAMES:															
192	N	SMU	74 83	108	H	Memphis	52 69								
64	A	Temple	64 78	192	A	SMU	50 65								
285	H	Houston	65 62	285	A	Houston	55 64								
192	H	SMU	66 54	188	H	Tulsa	75 74								
74	H	Tulane	53 65	108	A	Memphis	59 75								
188	A	Tulsa	71 95	26	H	South Fla.	49 88								

Non-Div I Games:

UCF

■ Loss,
 ■ Non-Conf,
 ■ S Site,
 ■ H Home
 ■ A Away
 N Neutral

Average RPI Win:	101	WON-LOST	WINNING	LAST 10	STRENGTH OF	OPP. STRENGTH	TEAM	ADJ.	CONF.	ADJ CONF.
Average RPI Loss:	27	RECORD	PCT. RANK	GAMES	SCHEDULE	OF SCHEDULE	RPI	RPI	RPI	RPI
DIV. I ONLY	24- 7	35	8- 2	6	3	8	8	1	1	
DIV. I NON-CONF.	8- 2	51	0- 0	15	25	12	12	1	1	
TOTALS	RPI 1-25	RPI 26-50	W-L RECORDS	RPI 51-100	RPI 101-150	RPI 150+				
24- 7	3- 4	2- 1	OVERALL	11- 2	3- 0	5- 0				
13- 1	3- 1	2- 0	HOME	5- 0	1- 0	2- 0				
8- 5	0- 0	0- 0	AWAY	5- 0	1- 0	2- 0				
3- 1	0- 1	0- 0	NEUTRAL	1- 0	1- 0	1- 0				
8- 2	0- 2	1- 0	NON-CONFERENCE	3- 0	0- 0	4- 0				
4- 1	0- 1	1- 0	HOME	1- 0	0- 0	2- 0				
3- 0	0- 0	0- 0	AWAY	2- 0	0- 0	1- 0				
1- 1	0- 1	0- 0	NEUTRAL	0- 0	0- 0	1- 0				
16- 5	3- 2	1- 1	CONFERENCE	8- 2	3- 0	1- 0				
9- 0	3- 0	1- 0	HOME	4- 0	1- 0	0- 0				
5- 5	0- 2	0- 1	AWAY	3- 2	1- 0	1- 0				
2- 0	0- 0	0- 0	NEUTRAL	1- 0	1- 0	0- 0				

RPI	S	Opponent	Score	RPI	S	Opponent	Score	RPI	S	Opponent	Score	RPI	S	Opponent	Score
1	N	Notre Dame	84 92	31	A	Washington	56 64	54	H	St. John's (NY)	73 58	123	A	Arizona	73 39
3	H	South Carolina	65 68	31	H	Washington	63 59	55	A	Southern California	68 71	123	H	Arizona	80 53
5	A	Oregon St.	54 64	36	H	James Madison	90 61	55	H	Southern California	78 73	123	N	Arizona	72 51
5	H	Oregon St.	71 51					59	A	UC Riverside	70 56	168	A	Sacramento St.	109 76
9	H	Stanford	56 36					75	A	Michigan	86 77	183	N	Louisiana Tech	68 57
11	A	Arizona St.	61 65					84	A	California	104 108	199	A	Colorado	82 64
11	H	Arizona St.	74 61					84	H	California	75 56	212	H	CSU Bakersfield	82 68
								84	N	California	73 67	336	H	UC Irvine	83 48
								86	A	Oregon	77 72				
								86	H	Oregon	80 69				
								87	A	Utah	69 63				
								94	A	Washington St.	75 73				
								94	H	Washington St.	73 61				
LAST 12 Division I GAMES:															
		84 N California	73 67			31 H Washington	63 59								
		123 N Arizona	72 51			94 H Washington St.	73 61								
		11 H Arizona St.	74 61			123 A Arizona	73 39								
		123 H Arizona	80 53			11 A Arizona St.	61 65								
		5 A Oregon St.	54 64			87 A Utah	69 63								
		86 A Oregon	77 72			199 A Colorado	82 64								

Non-Div I Games:

UCLA

■ Loss,
 ■ Non-Conf, S Site,
 ■ Home
 ■ Away
 N Neutral

Average RPI Win:	115	WON-LOST	WINNING	LAST 10	STRENGTH OF	OPP. STRENGTH	TEAM	ADJ.	CONF.	ADJ CONF.
Average RPI Loss:	0	RECORD	PCT. RANK	GAMES	SCHEDULE	OF SCHEDULE	RPI	RPI	RPI	RPI
DIV. I ONLY	30- 0	1	10- 0	24	39	4	4	9	9	
DIV. I NON-CONF.	11- 0	1	1- 0	1	1	1	1	7	7	
TOTALS	RPI 1-25	RPI 26-50	W-L RECORDS	RPI 51-100	RPI 101-150	RPI 150+				
30- 0	6- 0	4- 0	OVERALL	5- 0	6- 0	9- 0				
13- 0	1- 0	2- 0	HOME	3- 0	3- 0	4- 0				
14- 0	3- 0	2- 0	AWAY	2- 0	2- 0	5- 0				
3- 0	2- 0	0- 0	NEUTRAL	0- 0	1- 0	0- 0				
11- 0	6- 0	2- 0	NON-CONFERENCE	1- 0	1- 0	1- 0				
4- 0	1- 0	1- 0	HOME	1- 0	1- 0	0- 0				
5- 0	3- 0	1- 0	AWAY	0- 0	0- 0	1- 0				
2- 0	2- 0	0- 0	NEUTRAL	0- 0	0- 0	0- 0				
19- 0	0- 0	2- 0	CONFERENCE	4- 0	5- 0	8- 0				
9- 0	0- 0	1- 0	HOME	2- 0	2- 0	4- 0				
9- 0	0- 0	1- 0	AWAY	2- 0	2- 0	4- 0				
1- 0	0- 0	0- 0	NEUTRAL	0- 0	1- 0	0- 0				

RPI	S	Opponent	Score	RPI	S	Opponent	Score	RPI	S	Opponent	Score	RPI	S	Opponent	Score
1	H	Notre Dame	91 81	26	A	South Fla.	75 59	64	A	Temple	85 60	108	A	Memphis	86 46
3	A	South Carolina	66 54	26	H	South Fla.	79 59	64	H	Temple	104 49	108	H	Memphis	83 40
6	A	Ohio St.	100 56	41	A	Chattanooga	79 31	74	A	Tulane	96 38	119	H	LSU	86 40
10	N	Maryland	83 73	47	H	Kansas St.	97 57	74	H	Tulane	80 40	148	A	East Carolina	84 41
15	N	Florida St.	73 49					96	H	Nebraska	88 46	148	H	East Carolina	92 46
19	A	DePaul	86 70									148	N	East Carolina	92 51
												188	A	Tulsa	94 30
												188	H	Tulsa	95 35
												192	A	SMU	90 37
												192	H	SMU	88 41
												237	A	Cincinnati	107 45
												237	H	Cincinnati	88 34
												278	H	UCF	106 51
												285	A	Houston	76 37
												299	A	Colgate	94 50
LAST 12 Division I GAMES:															
148	N	East Carolina	92 51	64	A	Temple	85 60	3	A	South Carolina	66 54	148	H	East Carolina	92 46
26	H	South Fla.	79 59	74	H	Tulane	80 40	74	A	Tulane	96 38	108	H	Memphis	83 40
74	H	Tulane	80 40	192	H	SMU	88 41	188	A	Tulsa	94 30				
192	H	SMU	88 41	148	A	East Carolina	84 41								
148	A	East Carolina	84 41	237	H	Cincinnati	88 34								

Non-Div I Games:

UConn

■ Loss,
 ■ Non-Conf, S Site,
 ■ Home
 ■ Away
 N Neutral

UMBC				STRENGTH OF SCHEDULE	OPP. STRENGTH OF SCHEDULE	TEAM RPI	ADJ. RPI	CONF. RPI	ADJ CONF. RPI
Average RPI Win:	249	WON-LOST RECORD	WINNING PCT. RANK						
Average RPI Loss:	152		LAST 10 GAMES						
DIV. I ONLY	17- 13	138	5- 5	277	221	184	184	16	16
DIV. I NON-CONF.	9- 4	95	0- 0	291	269	157	157	19	19
TOTALS	RPI 1-25	RPI 26-50	W-L RECORDS	RPI 51-100	RPI 101-150	RPI 150+			
17- 13	0- 0	0- 1	OVERALL	1- 4	0- 1	16- 7			
8- 6	0- 0	0- 1	HOME	1- 2	0- 0	7- 3			
8- 7	0- 0	0- 0	AWAY	0- 2	0- 1	8- 4			
1- 0	0- 0	0- 0	NEUTRAL	0- 0	0- 0	1- 0			
9- 4	0- 0	0- 1	NON-CONFERENCE	1- 0	0- 1	8- 2			
4- 2	0- 0	0- 1	HOME	1- 0	0- 0	3- 1			
4- 2	0- 0	0- 0	AWAY	0- 0	0- 1	4- 1			
1- 0	0- 0	0- 0	NEUTRAL	0- 0	0- 0	1- 0			
8- 9	0- 0	0- 0	CONFERENCE	0- 4	0- 0	8- 5			
4- 4	0- 0	0- 0	HOME	0- 2	0- 0	4- 2			
4- 5	0- 0	0- 0	AWAY	0- 2	0- 0	4- 3			
0- 0	0- 0	0- 0	NEUTRAL	0- 0	0- 0	0- 0			

RPI 1-25				RPI 26-50				RPI 51-100				RPI 101+				Team's RPI: 184	
RPI	S	Opponent	Score	RPI	S	Opponent	Score	RPI	S	Opponent	Score	RPI	S	Opponent	Score		
				35	H	Penn	46 81	51	A	Albany (NY)	39 63	113	A	Saint Joseph's	45 104		
								51	H	Albany (NY)	42 77	156	A	Stony Brook	69 65		
								69	A	Maine	55 65	156	H	Stony Brook	60 69		
								69	H	Maine	38 72	216	A	Hartford	57 65		
								89	H	Bucknell	65 52	216	H	Hartford	58 51		
												219	A	Binghamton	56 70		
												219	A	Binghamton	41 49		
												219	H	Binghamton	62 51		
												230	A	Loyola Maryland	52 46		
												233	A	New Hampshire	65 55		
												233	H	New Hampshire	59 67		
												244	A	Coppin St.	68 61		
												248	H	Columbia	68 70		
												254	A	Morgan St.	65 46		
												274	A	UMES	55 52		
												276	H	American	47 46		
												277	A	Vermont	74 60		
												277	H	Vermont	85 48		
												281	H	La Salle	60 29		
												284	H	Rider	58 53		
												284	N	Rider	67 58		
												293	A	Towson	51 61		
												320	A	UMass Lowell	68 44		
												320	H	UMass Lowell	68 52		
LAST 12 Division I GAMES:																	
				219	A	Binghamton	41 49	156	A	Stony Brook	69 65						
				233	H	New Hampshire	59 67	69	H	Maine	38 72						
				219	A	Binghamton	56 70	51	A	Albany (NY)	39 63						
				277	A	Vermont	74 60	233	A	New Hampshire	65 55						
				216	H	Hartford	58 51	219	H	Binghamton	62 51						
				320	H	UMass Lowell	68 52	216	A	Hartford	57 65						

Non-Div I Games:

UMBC

■ Loss,
 ■ Non-Conf,
 ■ S Site,
 ■ H Home
 ■ A Away
 N Neutral

UU

S

Average RPI Win:	252	WON-LOST	WINNING	LAST 10	STRENGTH OF	OPP. STRENGTH	TEAM	ADJ.	CONF.	ADJ CONF.
Average RPI Loss:	212	RECORD	PCT. RANK	GAMES	SCHEDULE	OF SCHEDULE	RPI	RPI	RPI	RPI
DIV. I ONLY	8- 17	272	4- 6	331	268	302	302	28	28	
DIV. I NON-CONF.	3- 8	258	0- 0	331	241	319	319	25	25	
TOTALS	RPI 1-25	RPI 26-50	W-L RECORDS	RPI 51-100	RPI 101-150	RPI 150+				
8- 17	0- 0	0- 0	OVERALL	0- 0	0- 5	8- 12				
3- 8	0- 0	0- 0	HOME	0- 0	0- 2	3- 6				
5- 9	0- 0	0- 0	AWAY	0- 0	0- 3	5- 6				
0- 0	0- 0	0- 0	NEUTRAL	0- 0	0- 0	0- 0				
3- 8	0- 0	0- 0	NON-CONFERENCE	0- 0	0- 3	3- 5				
1- 3	0- 0	0- 0	HOME	0- 0	0- 1	1- 2				
2- 5	0- 0	0- 0	AWAY	0- 0	0- 2	2- 3				
0- 0	0- 0	0- 0	NEUTRAL	0- 0	0- 0	0- 0				
5- 9	0- 0	0- 0	CONFERENCE	0- 0	0- 2	5- 7				
2- 5	0- 0	0- 0	HOME	0- 0	0- 1	2- 4				
3- 4	0- 0	0- 0	AWAY	0- 0	0- 1	3- 3				
0- 0	0- 0	0- 0	NEUTRAL	0- 0	0- 0	0- 0				

RPI 1-25			RPI 26-50			RPI 51-100			RPI 101+			Team's RPI: 302
RPI	S	Opponent	Score	RPI	S	Opponent	Score	RPI	S	Opponent	Score	
								101	A	Northwestern	38	80
								107	A	New Mexico St.	74	78
								107	H	New Mexico St.	62	68
								145	H	SIUE	58	63
								146	A	Milwaukee	48	70
								191	A	UTRGV	59	57
								191	H	UTRGV	53	62
								212	A	CSU Bakersfield	56	40
								212	H	CSU Bakersfield	68	78
								213	A	Utah Valley	71	79
								213	H	Utah Valley	44	58
								217	A	Kansas	47	44
								224	H	Indiana St.	47	77
								229	A	Grand Canyon	63	57
								229	H	Grand Canyon	59	68
								232	A	Southeast Mo. St.	65	78
								254	A	Morgan St.	59	50
								260	A	Omaha	42	57
								271	A	Seattle	63	69
								271	H	Seattle	64	43
								293	A	Towson	47	70
								301	H	Denver	68	58
								325	H	North Florida	55	62
								343	A	Chicago St.	72	77
								343	H	Chicago St.	67	50
LAST 12 Division I GAMES:												
								343	H	Chicago St.	67	50
								212	H	CSU Bakersfield	68	78
								107	A	New Mexico St.	74	78
								343	A	Chicago St.	72	77
								229	A	Grand Canyon	63	57
								213	A	Utah Valley	71	79
								213	H	Utah Valley	44	58
								229	H	Grand Canyon	59	68
								191	A	UTRGV	59	57
								191	H	UTRGV	53	62
								271	H	Seattle	64	43
								107	H	New Mexico St.	62	68

Non-Div I Games: Stephens College 76 46 Bethany (KS) 64 51

UMKC

Loss, Non-Conf, S Site, H Home A Away N Neutral

Average RPI Win:	298	WON-LOST	WINNING	LAST 10	STRENGTH OF	OPP. STRENGTH	TEAM	ADJ.	CONF.	ADJ CONF.
Average RPI Loss:	174	RECORD	PCT. RANK	GAMES	SCHEDULE	OF SCHEDULE	RPI	RPI	RPI	RPI
DIV. I ONLY	4- 24	327	1- 9	224	229	320	320	16	16	
DIV. I NON-CONF.	3- 9	272	0- 0	274	266	296	296	19	19	
TOTALS	RPI 1-25	RPI 26-50	W-L RECORDS	RPI 51-100	RPI 101-150	RPI 150+				
4- 24	0- 1	0- 1	OVERALL	0- 4	0- 1	4- 17				
2- 10	0- 0	0- 0	HOME	0- 2	0- 0	2- 8				
2- 14	0- 0	0- 0	AWAY	0- 0	0- 0	2- 0				
0- 0	0- 0	0- 0	NEUTRAL	0- 0	0- 0	0- 0				
3- 9	0- 1	0- 1	NON-CONFERENCE	0- 0	0- 1	3- 6				
2- 2	0- 0	0- 0	HOME	0- 0	0- 0	2- 2				
1- 7	0- 1	0- 1	AWAY	0- 0	0- 1	1- 4				
0- 0	0- 0	0- 0	NEUTRAL	0- 0	0- 0	0- 0				
1- 15	0- 0	0- 0	CONFERENCE	0- 4	0- 0	1- 11				
0- 8	0- 0	0- 0	HOME	0- 2	0- 0	0- 6				
1- 7	0- 0	0- 0	AWAY	0- 2	0- 0	1- 5				
0- 0	0- 0	0- 0	NEUTRAL	0- 0	0- 0	0- 0				

RPI 1-25				RPI 26-50				RPI 51-100				RPI 101+ Team's RPI: 320			
RPI	S	Opponent	Score	RPI	S	Opponent	Score	RPI	S	Opponent	Score	RPI	S	Opponent	Score
10	A	Maryland	53 102	27	A	Miami (FL)	53 84	51	A	Albany (NY)	57 88	117	A	Boston College	55 66
								51	H	Albany (NY)	55 85	156	A	Stony Brook	46 60
								69	A	Maine	44 74	156	H	Stony Brook	50 64
								69	H	Maine	46 73	184	A	UMBC	52 68
												184	H	UMBC	44 68
												211	A	Rhode Island	64 72
												216	A	Hartford	59 72
												216	H	Hartford	70 75
												219	A	Binghamton	52 55
												219	H	Binghamton	70 75
												221	A	Massachusetts	58 84
												227	H	Bryant	64 83
												233	A	New Hampshire	61 65
												233	H	New Hampshire	55 63
												248	H	Columbia	57 67
												253	H	Holy Cross	75 67
												275	A	Central Conn. St.	53 64
												277	A	Vermont	68 66
												277	H	Vermont	51 59
												310	A	FIU	68 71
												316	A	Fairleigh Dickinson	78 67
												344	H	Boston U.	70 57
LAST 12 Division I GAMES:															
51	A	Albany (NY)	57 88	156	A	Stony Brook	46 60								
219	A	Binghamton	52 55	216	H	Hartford	70 75								
233	H	New Hampshire	55 63	51	H	Albany (NY)	55 85								
184	A	UMBC	52 68	219	H	Binghamton	70 75								
69	H	Maine	46 73	233	A	New Hampshire	61 65								
277	A	Vermont	68 66	277	H	Vermont	51 59								

Non-Div I Games:

UMass Lowell

■ Loss,
 ■ Non-Conf,
 ■ S Site,
 ■ H Home
 ■ A Away
 N Neutral

Average RPI Win: 258		WON-LOST	WINNING	LAST 10	STRENGTH OF	OPP. STRENGTH	TEAM	ADJ.	CONF.	ADJ CONF.
Average RPI Loss: 205		RECORD	PCT. RANK	GAMES	SCHEDULE	OF SCHEDULE	RPI	RPI	RPI	RPI
DIV. I ONLY		21- 6	34	8- 2	329	303	132	132	26	26
DIV. I NON-CONF.		5- 2	86	0- 0	343	277	189	189	29	29
TOTALS	RPI 1-25	RPI 26-50		W-L RECORDS	RPI 51-100		RPI 101-150		RPI 150+	
21- 6	0- 0	0- 0		OVERALL	0- 0		1- 1		20- 5	
11- 2	0- 0	0- 0		HOME	0- 0		1- 0		10- 2	
10- 4	0- 0	0- 0		AWAY	0- 0		0- 0		10- 0	
0- 0	0- 0	0- 0		NEUTRAL	0- 0		0- 0		0- 0	
5- 2	0- 0	0- 0		NON-CONFERENCE	0- 0		0- 0		5- 2	
3- 0	0- 0	0- 0		HOME	0- 0		0- 0		3- 0	
2- 2	0- 0	0- 0		AWAY	0- 0		0- 0		2- 2	
0- 0	0- 0	0- 0		NEUTRAL	0- 0		0- 0		0- 0	
16- 4	0- 0	0- 0		CONFERENCE	0- 0		1- 1		15- 3	
8- 2	0- 0	0- 0		HOME	0- 0		1- 0		7- 2	
8- 2	0- 0	0- 0		AWAY	0- 0		0- 1		8- 1	
0- 0	0- 0	0- 0		NEUTRAL	0- 0		0- 0		0- 0	

RPI 1-25				RPI 26-50				RPI 51-100				RPI 101+				Team's RPI: 132				
RPI	S	Opponent	Score	RPI	S	Opponent	Score	RPI	S	Opponent	Score	RPI	S	Opponent	Score					
																127	A	Liberty	53	71
																127	H	Liberty	56	51
																166	A	ETSU	68	74
																173	A	Radford	54	46
																173	H	Radford	58	48
																206	A	Gardner-Webb	51	57
																206	H	Gardner-Webb	56	58
																208	A	Presbyterian	72	63
																208	H	Presbyterian	68	59
																210	H	USC Upstate	68	59
																215	H	Furman	84	71
																252	A	High Point	82	81
																252	H	High Point	85	64
																258	A	Clemson	49	67
																268	A	Campbell	72	58
																268	H	Campbell	56	64
																283	A	Coastal Caro.	63	52
																283	H	Coastal Caro.	77	69
																294	A	Charleston So.	58	50
																294	H	Charleston So.	91	68
																300	A	Western Caro.	67	45
																305	A	Wofford	70	63
																307	H	UNCG	95	52
																309	A	Longwood	61	54
								309	H	Longwood	81	42								
								326	A	Winthrop	67	59								
LAST 12 Division I GAMES:																				
252								H	High Point	85	64	309				A	Longwood	61	54	
294								H	Charleston So.	91	68	283				H	Coastal Caro.	77	69	
268								H	Campbell	56	64	326				A	Winthrop	67	59	
206								A	Gardner-Webb	51	57	173				A	Radford	54	46	
173								H	Radford	58	48	208				H	Presbyterian	68	59	
127								H	Liberty	56	51	252				A	High Point	82	81	

Non-Div I Games:	Montreat	89	41	Warren Wilson	108	47
------------------	----------	----	----	---------------	-----	----

UNC Asheville

Loss, Non-Conf, S Site, H Home A Away N Neutral

RPI	S	Opponent	Score
326	H	Winthrop	63 55

UNC Asheville

U
N
C
A
s
h
e
v
i
l
l
e

U
N
C
A
s
h
e
v
i
l
l
e

Average RPI Win:	296	WON-LOST	WINNING	LAST 10	STRENGTH OF	OPP. STRENGTH	TEAM	ADJ.	CONF.	ADJ CONF.
Average RPI Loss:	167	RECORD	PCT. RANK	GAMES	SCHEDULE	OF SCHEDULE	RPI	RPI	RPI	RPI
DIV. I ONLY	6- 21	308	0- 10	211	256	307	307	17	17	
DIV. I NON-CONF.	6- 6	160	0- 0	226	341	196	196	15	15	
TOTALS	RPI 1-25	RPI 26-50	W-L RECORDS	RPI 51-100	RPI 101-150	RPI 150+				
6- 21	0- 1	0- 2	OVERALL	0- 1	0- 6	6- 11				
4- 8	0- 0	0- 1	HOME	0- 0	0- 2	4- 5				
1- 12	0- 1	0- 1	AWAY	0- 1	0- 3	1- 6				
1- 1	0- 0	0- 0	NEUTRAL	0- 0	0- 1	1- 0				
6- 6	0- 1	0- 0	NON-CONFERENCE	0- 1	0- 1	6- 3				
4- 1	0- 0	0- 0	HOME	0- 0	0- 0	4- 1				
1- 5	0- 1	0- 0	AWAY	0- 1	0- 1	1- 2				
1- 0	0- 0	0- 0	NEUTRAL	0- 0	0- 0	1- 0				
0- 15	0- 0	0- 2	CONFERENCE	0- 0	0- 5	0- 8				
0- 7	0- 0	0- 1	HOME	0- 0	0- 2	0- 4				
0- 7	0- 0	0- 1	AWAY	0- 0	0- 2	0- 4				
0- 1	0- 0	0- 0	NEUTRAL	0- 0	0- 1	0- 0				

RPI	S	Opponent	Score	RPI	S	Opponent	Score	RPI	S	Opponent	Score	RPI	S	Opponent	Score	Team's RPI: 307
3	A	South Carolina	44 92	41	A	Chattanooga	61 72	74	A	Tulane	53 74	111	A	Samford	49 80	
				41	H	Chattanooga	53 74					111	H	Samford	52 57	
												112	A	Mercer	47 81	
												112	H	Mercer	78 86	
												112	N	Mercer	53 75	
												132	A	UNC Asheville	52 95	
												166	A	ETSU	73 89	
												166	H	ETSU	77 80	
												206	A	Gardner-Webb	57 59	
												210	A	USC Upstate	61 84	
												215	A	Furman	71 85	
												215	H	Furman	59 75	
												252	H	High Point	82 72	
												261	N	Cleveland St.	55 51	
												274	H	UMES	71 51	
												280	H	Tennessee Tech	64 73	
												300	A	Western Caro.	72 84	
												300	H	Western Caro.	80 84	
												305	A	Wofford	64 104	
												305	H	Wofford	56 58	
												309	H	Longwood	81 60	
												331	A	New Orleans	81 79	
												348	H	N.C. Central	103 56	
LAST 12 Division I GAMES:																
				112	N	Mercer	53 75	112	A	Mercer	47 81					
				300	H	Western Caro.	80 84	111	A	Samford	49 80					
				305	A	Wofford	64 104	300	A	Western Caro.	72 84					
				215	A	Furman	71 85	215	H	Furman	59 75					
				166	H	ETSU	77 80	305	H	Wofford	56 58					
				41	H	Chattanooga	53 74	41	A	Chattanooga	61 72					

Non-Div I Games: Barton 82 55 Pfeiffer 71 52 Francis Marion 63 66

UNCG

Loss, Non-Conf, S Site, H Home A Away N Neutral

Average RPI Win:	269	WON-LOST	WINNING	LAST 10	STRENGTH OF	OPP. STRENGTH	TEAM	ADJ.	CONF.	ADJ CONF.
Average RPI Loss:	119	RECORD	PCT. RANK	GAMES	SCHEDULE	OF SCHEDULE	RPI	RPI	RPI	RPI
DIV. I ONLY	6- 22	310	1- 9	118	151	269	269	12	12	
DIV. I NON-CONF.	3- 7	248	0- 0	131	235	224	224	10	10	
TOTALS	RPI 1-25	RPI 26-50	W-L RECORDS	RPI 51-100	RPI 101-150	RPI 150+				
6- 22	0- 0	0- 5	OVERALL	0- 7	0- 0	6- 10				
3- 11	0- 0	0- 3	HOME	0- 3	0- 0	3- 5				
3- 11	0- 0	0- 2	AWAY	0- 4	0- 0	3- 5				
0- 0	0- 0	0- 0	NEUTRAL	0- 0	0- 0	0- 0				
3- 7	0- 0	0- 3	NON-CONFERENCE	0- 1	0- 0	3- 3				
1- 4	0- 0	0- 2	HOME	0- 0	0- 0	1- 2				
2- 3	0- 0	0- 1	AWAY	0- 1	0- 0	2- 1				
0- 0	0- 0	0- 0	NEUTRAL	0- 0	0- 0	0- 0				
3- 15	0- 0	0- 2	CONFERENCE	0- 6	0- 0	3- 7				
2- 7	0- 0	0- 1	HOME	0- 3	0- 0	2- 3				
1- 8	0- 0	0- 1	AWAY	0- 3	0- 0	1- 4				
0- 0	0- 0	0- 0	NEUTRAL	0- 0	0- 0	0- 0				

RPI S	Opponent	Score	RPI S	Opponent	Score	RPI S	Opponent	Score	RPI S	Opponent	Score	Team's RPI: 269
36	A James Madison	40 60	36	H James Madison	41 77	65	A Hofstra	38 62	152	H Jacksonville	51 49	
41	H Chattanooga	33 61	41	H Chattanooga	33 61	65	H Hofstra	64 68	160	A Northeastern	52 69	
42	H Ohio	59 75	42	H Ohio	59 75	71	A VCU	45 58	160	H Northeastern	66 72	
50	A Duke	56 78	50	A Duke	56 78	79	A Drexel	60 66	163	A Delaware	59 67	
						79	H Drexel	57 71	163	H Delaware	44 56	
						88	A Elon	53 70	187	H Davidson	50 77	
						88	H Elon	60 67	194	H Stetson	49 52	
									196	A Richmond	53 63	
									203	A William & Mary	65 77	
									203	H William & Mary	59 44	
									223	A Col. of Charleston	24 68	
									223	H Col. of Charleston	53 64	
									293	A Towson	52 49	
									293	H Towson	53 51	
									325	A North Florida	63 47	
									347	A Norfolk St.	61 57	
LAST 12 Division I GAMES:												
223	A Col. of Charleston	24 68	160	H Northeastern	66 72							
163	H Delaware	44 56	203	H William & Mary	59 44							
36	H James Madison	41 77	79	H Drexel	57 71							
160	A Northeastern	52 69	36	A James Madison	40 60							
65	A Hofstra	38 62	293	H Towson	53 51							
79	A Drexel	60 66	88	A Elon	53 70							

Non-Div I Games: UNC Pembroke 68 43

UNCW

■ Loss,
■ Non-Conf,
■ S Site,
■ Home
■ A Away
N Neutral

Average RPI Win:	209	WON-LOST	WINNING	LAST 10	STRENGTH OF	OPP. STRENGTH	TEAM	ADJ.	CONF.	ADJ CONF.
Average RPI Loss:	101	RECORD	PCT. RANK	GAMES	SCHEDULE	OF SCHEDULE	RPI	RPI	RPI	RPI
DIV. I ONLY	19- 9	74	9- 1	143	165	98	98	21	21	
DIV. I NON-CONF.	4- 6	201	0- 0	25	20	127	127	17	17	
TOTALS	RPI 1-25	RPI 26-50	W-L RECORDS	RPI 51-100	RPI 101-150	RPI 150+				
19- 9	0- 0	0- 1	OVERALL	5- 4	2- 3	12- 1				
9- 4	0- 0	0- 0	HOME	2- 2	0- 2	7- 0				
8- 4	0- 0	0- 0	AWAY	2- 2	1- 1	5- 1				
2- 1	0- 0	0- 1	NEUTRAL	1- 0	1- 0	0- 0				
4- 6	0- 0	0- 1	NON-CONFERENCE	2- 3	1- 2	1- 0				
2- 2	0- 0	0- 0	HOME	1- 1	0- 1	1- 0				
0- 3	0- 0	0- 0	AWAY	0- 2	0- 1	0- 0				
2- 1	0- 0	0- 1	NEUTRAL	1- 0	1- 0	0- 0				
15- 3	0- 0	0- 0	CONFERENCE	3- 1	1- 1	11- 1				
7- 2	0- 0	0- 0	HOME	1- 1	0- 1	6- 0				
8- 1	0- 0	0- 0	AWAY	2- 0	1- 0	5- 1				
0- 0	0- 0	0- 0	NEUTRAL	0- 0	0- 0	0- 0				

RPI 1-25			RPI 26-50			RPI 51-100			Team's RPI: 98			RPI 101+			
RPI	S	Opponent	Score	RPI	S	Opponent	Score	RPI	S	Opponent	Score	RPI	S	Opponent	Score
37	N	Seton Hall	49 57	58	H	Iowa	65 80	122	N	Akron	59 51				
				60	A	South Dakota St.	86 89	125	H	Iowa St.	75 84				
				62	H	South Dakota	64 43	128	A	Creighton	61 69				
				72	N	Georgia Tech	61 58	137	A	Southern Ill.	73 64				
				93	A	Missouri St.	65 60	137	H	Southern Ill.	60 65				
				93	H	Missouri St.	75 78	174	A	Loyola Chicago	60 64				
				97	A	North Dakota	59 64	174	H	Loyola Chicago	63 52				
				100	A	Drake	79 73	188	H	Tulsa	75 59				
				100	H	Drake	85 74	224	A	Indiana St.	61 45				
								224	H	Indiana St.	53 42				
								291	A	Wichita St.	55 44				
								291	H	Wichita St.	69 48				
								303	A	Bradley	55 47				
								303	H	Bradley	65 41				
								314	A	Illinois St.	61 35				
								314	H	Illinois St.	65 51				
								330	A	Evansville	61 48				
								330	H	Evansville	62 51				
LAST 12 Division I GAMES:															
330	A	Evansville	61 48	224	A	Indiana St.	61 45								
137	A	Southern Ill.	73 64	291	H	Wichita St.	69 48								
174	H	Loyola Chicago	63 52	93	H	Missouri St.	75 78								
303	H	Bradley	65 41	303	A	Bradley	55 47								
100	H	Drake	85 74	174	A	Loyola Chicago	60 64								
314	A	Illinois St.	61 35	100	A	Drake	79 73								

Non-Div I Games: Rockhurst 58 39

UNI

■ Loss,
 ■ Non-Conf,
 ■ S Site,
 ■ H Home
 ■ A Away
 N Neutral

Average RPI Win:	267	WON-LOST	WINNING	LAST 10	STRENGTH OF	OPP. STRENGTH	TEAM	ADJ.	CONF.	ADJ CONF.
Average RPI Loss:	133	RECORD	PCT. RANK	GAMES	SCHEDULE	OF SCHEDULE	RPI	RPI	RPI	RPI
DIV. I ONLY	15- 13	153	5- 5	271	216	204	204	20	20	
DIV. I NON-CONF.	6- 4	125	0- 0	280	220	187	187	20	20	
TOTALS	RPI 1-25	RPI 26-50	W-L RECORDS	RPI 51-100	RPI 101-150	RPI 150+				
15- 13	0- 0	0- 3	OVERALL	0- 2	1- 4	14- 4				
11- 3	0- 0	0- 1	HOME	0- 1	1- 1	10- 0				
4- 9	0- 0	0- 1	AWAY	0- 1	0- 3	4- 4				
0- 1	0- 0	0- 1	NEUTRAL	0- 0	0- 0	0- 0				
6- 4	0- 0	0- 1	NON-CONFERENCE	0- 2	0- 1	6- 0				
4- 1	0- 0	0- 0	HOME	0- 1	0- 0	4- 0				
2- 2	0- 0	0- 0	AWAY	0- 1	0- 1	2- 0				
0- 1	0- 0	0- 1	NEUTRAL	0- 0	0- 0	0- 0				
9- 9	0- 0	0- 2	CONFERENCE	0- 0	1- 3	8- 4				
7- 2	0- 0	0- 1	HOME	0- 0	1- 1	6- 0				
2- 7	0- 0	0- 1	AWAY	0- 0	0- 2	2- 4				
0- 0	0- 0	0- 0	NEUTRAL	0- 0	0- 0	0- 0				

RPI S	Opponent	Score	RPI S	Opponent	Score	RPI S	Opponent	Score	RPI S	Opponent	Score	Team's RPI: 204
30 N	UTEP	52 60	55 A	Southern California	42 73	118 A	Fresno St.	54 58				
46 A	Colorado St.	52 83	100 H	Drake	68 76	118 H	Fresno St.	52 57				
46 H	Colorado St.	56 64				129 A	Long Beach St.	63 67				
						150 A	Boise St.	56 75				
						150 H	Boise St.	78 68				
						169 H	George Mason	67 59				
						176 A	New Mexico	53 67				
						176 H	New Mexico	57 48				
						193 A	San Jose St.	61 69				
						225 H	Utah St.	46 38				
						243 A	Wyoming	57 80				
						243 H	Wyoming	66 37				
						255 A	San Diego St.	55 41				
						255 H	San Diego St.	62 51				
						266 H	Pepperdine	83 63				
						285 A	Houston	63 60				
						313 A	A&M-Corpus Christi	65 51				
						321 A	Nevada	65 71				
						321 H	Nevada	65 59				
						334 H	Southern Utah	79 44				
						336 H	UC Irvine	72 52				
						341 A	Air Force	60 56				
						341 H	Air Force	62 51				
LAST 12 Division I GAMES:												
255 H	San Diego St.	62 51	193 A	San Jose St.	61 69							
243 A	Wyoming	57 80	118 H	Fresno St.	52 57							
150 H	Boise St.	78 68	176 H	New Mexico	57 48							
321 A	Nevada	65 71	255 A	San Diego St.	55 41							
341 H	Air Force	62 51	150 A	Boise St.	56 75							
46 A	Colorado St.	52 83	321 H	Nevada	65 59							

Non-Div I Games: Cal St. San Marcos 62 43

UNLV

■ Loss,
 ■ Non-Conf,
 ■ S Site,
 ■ Home
 ■ A Away
 N Neutral

Average RPI Win:	307	WON-LOST	WINNING	LAST 10	STRENGTH OF	OPP. STRENGTH	TEAM	ADJ.	CONF.	ADJ CONF.
Average RPI Loss:	136	RECORD	PCT. RANK	GAMES	SCHEDULE	OF SCHEDULE	RPI	RPI	RPI	RPI
DIV. I ONLY	17- 10	94	8- 2	345	289	210	210	29	29	
DIV. I NON-CONF.	6- 6	160	0- 0	339	289	251	251	28	28	
TOTALS	RPI 1-25	RPI 26-50	W-L RECORDS	RPI 51-100	RPI 101-150	RPI 150+				
17- 10	0- 0	0- 0	OVERALL	0- 4	0- 1	17- 5				
9- 3	0- 0	0- 0	HOME	0- 1	0- 0	9- 2				
8- 7	0- 0	0- 0	AWAY	0- 3	0- 1	8- 3				
0- 0	0- 0	0- 0	NEUTRAL	0- 0	0- 0	0- 0				
6- 6	0- 0	0- 0	NON-CONFERENCE	0- 2	0- 1	6- 3				
3- 1	0- 0	0- 0	HOME	0- 0	0- 0	3- 1				
3- 5	0- 0	0- 0	AWAY	0- 2	0- 1	3- 2				
0- 0	0- 0	0- 0	NEUTRAL	0- 0	0- 0	0- 0				
11- 4	0- 0	0- 0	CONFERENCE	0- 2	0- 0	11- 2				
6- 2	0- 0	0- 0	HOME	0- 1	0- 0	6- 1				
5- 2	0- 0	0- 0	AWAY	0- 1	0- 0	5- 1				
0- 0	0- 0	0- 0	NEUTRAL	0- 0	0- 0	0- 0				

RPI 1-25				RPI 26-50				RPI 51-100				RPI 101+				Team's RPI: 210	
RPI	S	Opponent	Score	RPI	S	Opponent	Score	RPI	S	Opponent	Score	RPI	S	Opponent	Score		
								68	A	FGCU	43	54	132	A	UNC Asheville	59	68
								68	H	FGCU	44	56	152	A	Jacksonville	69	75
								72	A	Georgia Tech	46	87	152	H	Jacksonville	43	49
								75	A	Michigan	61	119	153	A	North Carolina	40	80
													194	A	Stetson	61	56
													194	H	Stetson	73	58
													215	H	Furman	63	75
													274	A	UMES	59	78
													286	A	Kennesaw St.	61	53
													286	H	Kennesaw St.	66	57
													300	H	Western Caro.	68	59
													306	A	Morehead St.	86	72
													307	H	UNCG	84	61
													315	A	IPFW	84	81
													325	A	North Florida	75	61
													325	H	North Florida	69	54
													325	H	North Florida	76	50
													335	A	Lipscomb	81	54
													335	H	Lipscomb	93	71
													342	A	NJIT	58	41
													342	H	NJIT	67	47
													347	A	Norfolk St.	82	62
													348	H	N.C. Central	68	46
LAST 12 Division I GAMES:																	
				325	H	North Florida	76 50					286	A	Kennesaw St.	61 53		
				342	H	NJIT	67 47					335	H	Lipscomb	93 71		
				152	A	Jacksonville	69 75					286	H	Kennesaw St.	66 57		
				325	A	North Florida	75 61					335	A	Lipscomb	81 54		
				68	H	FGCU	44 56					325	H	North Florida	69 54		
				194	H	Stetson	73 58					152	H	Jacksonville	43 49		

Non-Div I Games: Southern Wesleyan 84 51 Mars Hill 81 65 Bob Jones 96 46

USC Upstate

Loss, Non-Conf, S Site, H Home A Away N Neutral

Average RPI Win:	245	WON-LOST	WINNING	LAST 10	STRENGTH OF	OPP. STRENGTH	TEAM	ADJ.	CONF.	ADJ CONF.
Average RPI Loss:	104	RECORD	PCT. RANK	GAMES	SCHEDULE	OF SCHEDULE	RPI	RPI	RPI	RPI
DIV. I ONLY	14- 15	175	6- 4	104	187	147	147	15	15	
DIV. I NON-CONF.	4- 5	193	0- 0	12	112	90	90	14	14	
TOTALS	RPI 1-25	RPI 26-50	W-L RECORDS	RPI 51-100	RPI 101-150	RPI 150+				
14- 15	0- 1	0- 5	OVERALL	0- 0	0- 7	14- 2				
6- 8	0- 0	0- 3	HOME	0- 0	0- 4	6- 1				
8- 7	0- 1	0- 2	AWAY	0- 0	0- 3	8- 1				
0- 0	0- 0	0- 0	NEUTRAL	0- 0	0- 0	0- 0				
4- 5	0- 1	0- 3	NON-CONFERENCE	0- 0	0- 1	4- 0				
1- 3	0- 0	0- 2	HOME	0- 0	0- 1	1- 0				
3- 2	0- 1	0- 1	AWAY	0- 0	0- 0	3- 0				
0- 0	0- 0	0- 0	NEUTRAL	0- 0	0- 0	0- 0				
10- 10	0- 0	0- 2	CONFERENCE	0- 0	0- 6	10- 2				
5- 5	0- 0	0- 1	HOME	0- 0	0- 3	5- 1				
5- 5	0- 0	0- 1	AWAY	0- 0	0- 3	5- 1				
0- 0	0- 0	0- 0	NEUTRAL	0- 0	0- 0	0- 0				

RPI 1-25				RPI 26-50				RPI 51-100				RPI 101+ Team's RPI: 147			
RPI	S	Opponent	Score	RPI	S	Opponent	Score	RPI	S	Opponent	Score	RPI	S	Opponent	Score
2	A	Baylor	20 62	37	H	Seton Hall	54 61					103	A	Little Rock	43 49
				38	H	Western Ky.	64 73					103	H	Little Rock	55 59
				40	A	Arkansas St.	44 66					134	A	La.-Lafayette	52 63
				40	H	Arkansas St.	71 78					134	H	La.-Lafayette	42 59
				47	A	Kansas St.	41 61					141	A	Troy	71 88
												141	H	Troy	70 80
												144	H	McNeese St.	57 63
												152	H	Jacksonville	56 54
												185	A	South Ala.	55 59
												185	H	South Ala.	53 49
												197	A	SFA	67 63
												241	A	Texas St.	80 48
												241	H	Texas St.	78 69
												246	A	UTSA	51 47
												250	A	Houston Baptist	64 40
												262	A	Appalachian St.	76 45
												262	H	Appalachian St.	65 58
												272	A	La.-Monroe	60 50
												272	H	La.-Monroe	40 32
												273	A	Georgia St.	74 45
												273	H	Georgia St.	63 68
												290	A	Ga. Southern	53 41
												290	H	Ga. Southern	70 31
LAST 12 Division I GAMES:															
				141	H	Troy	70 80					134	H	La.-Lafayette	42 59
				185	H	South Ala.	53 49					262	H	Appalachian St.	65 58
				241	H	Texas St.	78 69					241	A	Texas St.	80 48
				40	A	Arkansas St.	44 66					273	A	Georgia St.	74 45
				103	A	Little Rock	43 49					290	A	Ga. Southern	53 41
				272	H	La.-Monroe	40 32					134	A	La.-Lafayette	52 63

Non-Div I Games: Missouri Valley 96 30

UT Arlington

■ Loss,
■ Non-Conf, S Site,
■ Home
■ Away
N Neutral

Average RPI Win:	229	WON-LOST	WINNING	LAST 10	STRENGTH OF	OPP. STRENGTH	TEAM	ADJ.	CONF.	ADJ CONF.
Average RPI Loss:	124	RECORD	PCT. RANK	GAMES	SCHEDULE	OF SCHEDULE	RPI	RPI	RPI	RPI
DIV. I ONLY	21- 9	64	8- 2	259	176	104	104	24	24	
DIV. I NON-CONF.	7- 6	156	0- 0	120	40	105	105	24	24	
TOTALS	RPI 1-25	RPI 26-50	W-L RECORDS	RPI 51-100	RPI 101-150	RPI 150+				
21- 9	0- 1	0- 2	OVERALL	2- 2	4- 0	15- 4				
11- 1	0- 0	0- 1	HOME	1- 0	2- 0	8- 0				
9- 7	0- 1	0- 1	AWAY	0- 2	2- 0	7- 3				
1- 1	0- 0	0- 0	NEUTRAL	1- 0	0- 0	0- 1				
7- 6	0- 1	0- 2	NON-CONFERENCE	1- 2	2- 0	4- 1				
3- 1	0- 0	0- 1	HOME	0- 0	1- 0	2- 0				
3- 5	0- 1	0- 1	AWAY	0- 2	1- 0	2- 1				
1- 0	0- 0	0- 0	NEUTRAL	1- 0	0- 0	0- 0				
14- 3	0- 0	0- 0	CONFERENCE	1- 0	2- 0	11- 3				
8- 0	0- 0	0- 0	HOME	1- 0	1- 0	6- 0				
6- 2	0- 0	0- 0	AWAY	0- 0	1- 0	5- 2				
0- 1	0- 0	0- 0	NEUTRAL	0- 0	0- 0	0- 1				

RPI 1-25			RPI 26-50			RPI 51-100			RPI 101+			Team's RPI: 104
RPI	S	Opponent	Score	RPI	S	Opponent	Score	RPI	S	Opponent	Score	
14	A	Louisville	66 88	40	H	Arkansas St.	74 76	58	A	Iowa	56 62	111 H Samford 52 50
				41	A	Chattanooga	46 61	73	A	Vanderbilt	61 64	137 A Southern Ill. 70 63
								78	H	Belmont	81 79	145 A SIUE 85 79
								97	N	North Dakota	84 58	145 H SIUE 86 50
												161 H Alabama 83 65
												178 A Eastern Ky. 61 70
												179 A Illinois 74 94
												232 A Southeast Mo. St. 84 74
												232 H Southeast Mo. St. 95 65
												237 A Cincinnati 63 57
												256 H Tennessee St. 77 50
												263 A Murray St. 70 49
												263 H Murray St. 92 62
												263 N Murray St. 76 78
												270 A Austin Peay 70 80
												270 H Austin Peay 75 51
												280 H Tennessee Tech 67 53
												282 H Miami (OH) 74 47
												296 A Jacksonville St. 63 53
												306 A Morehead St. 85 67
												330 A Evansville 75 48
												339 A Eastern Ill. 65 39
												339 H Eastern Ill. 91 52
LAST 12 Division I GAMES:												
				263	N	Murray St.	76 78					232 H Southeast Mo. St. 95 65
				263	A	Murray St.	70 49					145 A SIUE 85 79
				339	H	Eastern Ill.	91 52					270 H Austin Peay 75 51
				145	H	SIUE	86 50					263 H Murray St. 92 62
				78	H	Belmont	81 79					256 H Tennessee St. 77 50
				270	A	Austin Peay	70 80					232 A Southeast Mo. St. 84 74

Non-Div I Games:

UT Martin

■ Loss,
■ Non-Conf,
■ S Site,
■ H Home
■ A Away
N Neutral

Average RPI Win: 183	WON-LOST	WINNING	LAST 10	STRENGTH OF	OPP. STRENGTH	TEAM	ADJ.	CONF.	ADJ CONF.
Average RPI Loss: 169	RECORD	PCT. RANK	GAMES	SCHEDULE	OF SCHEDULE	RPI	RPI	RPI	RPI
DIV. I ONLY	24- 3	9	8- 2	148	166	30	30	13	13
DIV. I NON-CONF.	8- 1	23	0- 0	60	335	16	16	11	11
TOTALS	RPI 1-25	RPI 26-50	W-L RECORDS	RPI 51-100	RPI 101-150	RPI 150+			
24- 3	0- 0	1- 0	OVERALL	3- 0	1- 2	19- 1			
15- 0	0- 0	0- 0	HOME	3- 0	0- 0	12- 0			
8- 3	0- 0	1- 0	AWAY	0- 0	1- 2	6- 1			
1- 0	0- 0	0- 0	NEUTRAL	0- 0	0- 0	1- 0			
8- 1	0- 0	0- 0	NON-CONFERENCE	1- 0	1- 1	6- 0			
6- 0	0- 0	0- 0	HOME	1- 0	0- 0	5- 0			
1- 1	0- 0	0- 0	AWAY	0- 0	1- 1	0- 0			
1- 0	0- 0	0- 0	NEUTRAL	0- 0	0- 0	1- 0			
16- 2	0- 0	1- 0	CONFERENCE	2- 0	0- 1	13- 1			
9- 0	0- 0	0- 0	HOME	2- 0	0- 0	7- 0			
7- 2	0- 0	1- 0	AWAY	0- 0	0- 1	6- 1			
0- 0	0- 0	0- 0	NEUTRAL	0- 0	0- 0	0- 0			

RPI 1-25				RPI 26-50				Team's RPI: 30				RPI 51-100				RPI 101+			
RPI	S	Opponent	Score	RPI	S	Opponent	Score	RPI	S	Opponent	Score	RPI	S	Opponent	Score	RPI	S	Opponent	Score
				38	A	Western Ky.	85 78					59	H	UC Riverside	68 57	107	A	New Mexico St.	71 65
												67	H	Middle Tenn.	84 73	129	A	Long Beach St.	40 47
												77	H	Charlotte	94 91	133	A	Marshall	64 79
																154	H	Old Dominion	70 64
																164	A	Fla. Atlantic	78 66
																164	H	Fla. Atlantic	75 47
																165	H	UAB	62 54
																171	A	Southern Miss.	57 54
																171	H	Southern Miss.	72 64
																176	H	New Mexico	70 62
																183	A	Louisiana Tech	72 65
																183	H	Louisiana Tech	86 80
																201	H	Idaho St.	67 54
																204	N	UNLV	60 52
																207	H	Hampton	78 54
																234	A	Rice	60 54
																239	A	North Texas	75 67
																246	A	UTSA	64 69
																246	H	UTSA	62 55
																250	H	Houston Baptist	98 63
																310	A	FIU	69 57
																310	H	FIU	70 52
																311	H	Northern Ariz.	77 66
LAST 12 Division I GAMES:																			
				246	A	UTSA	64 69					310	H	FIU	70 52				
				77	H	Charlotte	94 91					38	A	Western Ky.	85 78				
				154	H	Old Dominion	70 64					133	A	Marshall	64 79				
				183	A	Louisiana Tech	72 65					183	H	Louisiana Tech	86 80				
				171	A	Southern Miss.	57 54					171	H	Southern Miss.	72 64				
				164	H	Fla. Atlantic	75 47					310	A	FIU	69 57				

Non-Div I Games: Tex. Permian Basin 86 32

UTEP

■ Loss,
 ■ Non-Conf,
 ■ S Site,
 ■ Home
 ■ A Away
 N Neutral

Average RPI Win:	261	WON-LOST	WINNING	LAST 10	STRENGTH OF	OPP. STRENGTH	TEAM	ADJ.	CONF.	ADJ CONF.
Average RPI Loss:	153	RECORD	PCT. RANK	GAMES	SCHEDULE	OF SCHEDULE	RPI	RPI	RPI	RPI
DIV. I ONLY	14- 12	151	5- 5	306	207	191	191	28	28	
DIV. I NON-CONF.	5- 7	198	0- 0	281	85	190	190	25	25	
TOTALS	RPI 1-25	RPI 26-50	W-L RECORDS	RPI 51-100	RPI 101-150	RPI 150+				
14- 12	0- 1	0- 2	OVERALL	0- 1	1- 3	13- 5				
5- 3	0- 0	0- 0	HOME	0- 0	0- 1	5- 2				
8- 8	0- 1	0- 2	AWAY	0- 1	1- 1	7- 3				
1- 1	0- 0	0- 0	NEUTRAL	0- 0	0- 1	1- 0				
5- 7	0- 1	0- 2	NON-CONFERENCE	0- 1	0- 2	5- 1				
1- 0	0- 0	0- 0	HOME	0- 0	0- 0	1- 0				
3- 6	0- 1	0- 2	AWAY	0- 1	0- 1	3- 1				
1- 1	0- 0	0- 0	NEUTRAL	0- 0	0- 1	1- 0				
9- 5	0- 0	0- 0	CONFERENCE	0- 0	1- 1	8- 4				
4- 3	0- 0	0- 0	HOME	0- 0	0- 1	4- 2				
5- 2	0- 0	0- 0	AWAY	0- 0	1- 0	4- 2				
0- 0	0- 0	0- 0	NEUTRAL	0- 0	0- 0	0- 0				

RPI 1-25				RPI 26-50				RPI 51-100				RPI 101+ Team's RPI: 191			
RPI	S	Opponent	Score	RPI	S	Opponent	Score	RPI	S	Opponent	Score	RPI	S	Opponent	Score
13	A	Syracuse	32 91	28	A	Oklahoma St.	54 78	85	A	Eastern Mich.	56 78	102	A	TCU	67 71
				47	A	Kansas St.	43 61					107	A	New Mexico St.	66 55
												107	H	New Mexico St.	57 68
												148	N	East Carolina	59 70
												189	N	Cal Poly	66 58
												212	A	CSU Bakersfield	66 80
												212	H	CSU Bakersfield	60 46
												213	A	Utah Valley	57 71
												213	H	Utah Valley	61 48
												229	A	Grand Canyon	68 66
												229	H	Grand Canyon	52 28
												267	A	UC Santa Barbara	62 60
												271	A	Seattle	76 71
												271	H	Seattle	71 74
												285	A	Houston	55 45
												302	A	UMKC	62 53
												302	H	UMKC	57 59
												313	A	A&M-Corpus Christi	46 49
												329	A	Incarnate Word	68 50
												329	H	Incarnate Word	60 47
												343	A	Chicago St.	64 56
												343	H	Chicago St.	78 56
LAST 12 Division I GAMES:															
107	A	New Mexico St.	66 55	213	A	Utah Valley	57 71								
343	H	Chicago St.	78 56	107	H	New Mexico St.	57 68								
212	A	CSU Bakersfield	66 80	271	H	Seattle	71 74								
271	A	Seattle	76 71	212	H	CSU Bakersfield	60 46								
302	H	UMKC	57 59	302	A	UMKC	62 53								
229	A	Grand Canyon	68 66	343	A	Chicago St.	64 56								

Non-Div I Games: Concordia (TX) 90 44 Evangel 75 60 Texas Lutheran 90 38

UTRGV

Loss, Non-Conf, S Site, H Home A Away N Neutral

Average RPI Win: 195	WON-LOST	WINNING	LAST 10	STRENGTH OF	OPP. STRENGTH	TEAM	ADJ.	CONF.	ADJ CONF.
Average RPI Loss: 142	RECORD	PCT. RANK	GAMES	SCHEDULE	OF SCHEDULE	RPI	RPI	RPI	RPI
DIV. I ONLY	8- 18	279	4- 6	99	146	246	246	13	13
DIV. I NON-CONF.	2- 6	272	0- 0	49	279	235	235	11	11
TOTALS	RPI 1-25	RPI 26-50	W-L RECORDS	RPI 51-100	RPI 101-150	RPI 150+			
8- 18	0- 1	1- 3	OVERALL	0- 3	0- 2	7- 9			
7- 6	0- 0	1- 0	HOME	0- 2	0- 1	6- 3			
1- 12	0- 1	0- 3	AWAY	0- 1	0- 1	1- 6			
0- 0	0- 0	0- 0	NEUTRAL	0- 0	0- 0	0- 0			
2- 6	0- 1	0- 1	NON-CONFERENCE	0- 1	0- 1	2- 2			
2- 2	0- 0	0- 0	HOME	0- 0	0- 1	2- 1			
0- 4	0- 1	0- 1	AWAY	0- 1	0- 0	0- 1			
0- 0	0- 0	0- 0	NEUTRAL	0- 0	0- 0	0- 0			
6- 12	0- 0	1- 2	CONFERENCE	0- 2	0- 1	5- 7			
5- 4	0- 0	1- 0	HOME	0- 2	0- 0	4- 2			
1- 8	0- 0	0- 2	AWAY	0- 0	0- 1	1- 5			
0- 0	0- 0	0- 0	NEUTRAL	0- 0	0- 0	0- 0			

RPI	S	Opponent	Score	RPI	S	Opponent	Score	RPI	S	Opponent	Score	RPI	S	Opponent	Score	Team's RPI: 246
7	A	Texas	53 90	29	A	Oklahoma	41 80	67	H	Middle Tenn.	63 74	133	A	Marshall	76 80	
				30	A	UTEP	55 62	76	A	Abilene Christian	60 79	147	H	UT Arlington	47 51	
				30	H	UTEP	69 64	77	H	Charlotte	54 64	154	H	Old Dominion	70 67	
				38	A	Western Ky.	65 72					164	A	Fla. Atlantic	51 64	
LAST 12 Division I GAMES:																
				30	H	UTEP	69 64	164	H	Fla. Atlantic	57 54	171	A	Southern Miss.	53 65	
				154	H	Old Dominion	70 67	133	A	Marshall	76 80	171	H	Southern Miss.	47 41	
				77	H	Charlotte	54 64	38	A	Western Ky.	65 72	183	A	Louisiana Tech	66 75	
				171	A	Southern Miss.	53 65	171	H	Southern Miss.	47 41	183	H	Louisiana Tech	72 82	
				183	A	Louisiana Tech	66 75	183	H	Louisiana Tech	72 82	234	A	Rice	48 49	
				310	H	FIU	54 59	164	A	Fla. Atlantic	51 64	235	H	Texas Southern	44 59	
												239	A	North Texas	58 68	
												241	A	Texas St.	64 72	
												250	H	Houston Baptist	79 50	
												310	A	FIU	63 52	
												310	H	FIU	54 59	
												314	H	Illinois St.	77 51	

Non-Div I Games: Howard Payne 106 65 Tex. A&M-Kingsville 88 51

UTSA

Loss, Non-Conf, S Site, H Home A Away N Neutral

Average RPI Win:	149	WON-LOST	WINNING	LAST 10	STRENGTH OF	OPP. STRENGTH	TEAM	ADJ.	CONF.	ADJ CONF.
Average RPI Loss:	39	RECORD	PCT. RANK	GAMES	SCHEDULE	OF SCHEDULE	RPI	RPI	RPI	RPI
DIV. I ONLY	16- 14	154	4- 6	46	17	87	87	1	1	
DIV. I NON-CONF.	8- 3	77	0- 0	106	134	85	85	1	1	
TOTALS	RPI 1-25	RPI 26-50	W-L RECORDS	RPI 51-100	RPI 101-150	RPI 150+				
16- 14	0- 7	1- 2	OVERALL	5- 4	3- 1	7- 0				
11- 5	0- 3	1- 0	HOME	3- 2	2- 0	5- 0				
5- 6	0- 4	0- 1	AWAY	2- 1	1- 0	2- 0				
0- 3	0- 0	0- 1	NEUTRAL	0- 1	0- 1	0- 0				
8- 3	0- 1	0- 1	NON-CONFERENCE	1- 0	2- 1	5- 0				
7- 0	0- 0	0- 0	HOME	1- 0	2- 0	4- 0				
1- 1	0- 1	0- 0	AWAY	0- 0	0- 0	1- 0				
0- 2	0- 0	0- 1	NEUTRAL	0- 0	0- 1	0- 0				
8- 11	0- 6	1- 1	CONFERENCE	4- 4	1- 0	2- 0				
4- 5	0- 3	1- 0	HOME	2- 2	0- 0	1- 0				
4- 5	0- 3	0- 1	AWAY	2- 1	1- 0	1- 0				
0- 1	0- 0	0- 0	NEUTRAL	0- 1	0- 0	0- 0				

RPI	S	Opponent	Score	RPI	S	Opponent	Score	RPI	S	Opponent	Score	RPI	S	Opponent	Score
5	A	Oregon St.	53 72	29	N	Oklahoma	55 70	55	H	Southern California	59 70	117	N	Boston College	51 76
5	H	Oregon St.	53 62	31	A	Washington	60 73	62	H	South Dakota	66 59	118	H	Fresno St.	78 63
8	H	UCLA	63 69	31	H	Washington	88 83	84	A	California	84 79	123	A	Arizona	60 55
9	A	Stanford	52 72					84	H	California	72 66	128	H	Creighton	74 58
9	H	Stanford	54 72					84	N	California	63 66	169	H	George Mason	74 62
11	A	Arizona St.	60 80					86	A	Oregon	58 69	190	H	UC Davis	88 58
16	A	BYU	59 73					86	H	Oregon	65 77	199	A	Colorado	76 68
								94	A	Washington St.	75 69	199	H	Colorado	71 55
								94	H	Washington St.	73 71	225	A	Utah St.	64 61
												288	H	Lamar	71 67
												298	H	CSUN	97 56
LAST 12 Division I GAMES:															
84	N	California	63 66	86	A	Oregon	58 69								
94	A	Washington St.	75 69	199	A	Colorado	76 68								
31	A	Washington	60 73	199	H	Colorado	71 55								
9	H	Stanford	54 72	8	H	UCLA	63 69								
84	H	California	72 66	55	H	Southern California	59 70								
5	A	Oregon St.	53 72	86	H	Oregon	65 77								

Non-Div I Games:

Utah

Average RPI Win:	263	WON-LOST	WINNING	LAST 10	STRENGTH OF	OPP. STRENGTH	TEAM	ADJ.	CONF.	ADJ CONF.
Average RPI Loss:	138	RECORD	PCT. RANK	GAMES	SCHEDULE	OF SCHEDULE	RPI	RPI	RPI	RPI
DIV. I ONLY	11- 16	228	4- 6	201	198	225	225	20	20	
DIV. I NON-CONF.	3- 6	234	0- 0	161	144	210	210	20	20	
TOTALS	RPI 1-25	RPI 26-50	W-L RECORDS	RPI 51-100	RPI 101-150	RPI 150+				
11- 16	0- 1	0- 2	OVERALL	0- 1	0- 4	11- 8				
6- 6	0- 0	0- 1	HOME	0- 1	0- 2	6- 2				
4- 10	0- 1	0- 1	AWAY	0- 0	0- 2	4- 6				
1- 0	0- 0	0- 0	NEUTRAL	0- 0	0- 0	1- 0				
3- 6	0- 1	0- 0	NON-CONFERENCE	0- 1	0- 0	3- 4				
1- 2	0- 0	0- 0	HOME	0- 1	0- 0	1- 1				
1- 4	0- 1	0- 0	AWAY	0- 0	0- 0	1- 3				
1- 0	0- 0	0- 0	NEUTRAL	0- 0	0- 0	1- 0				
8- 10	0- 0	0- 2	CONFERENCE	0- 0	0- 4	8- 4				
5- 4	0- 0	0- 1	HOME	0- 0	0- 2	5- 1				
3- 6	0- 0	0- 1	AWAY	0- 0	0- 2	3- 3				
0- 0	0- 0	0- 0	NEUTRAL	0- 0	0- 0	0- 0				

RPI 1-25				RPI 26-50				RPI 51-100				RPI 101+ Team's RPI: 225			
RPI	S	Opponent	Score	RPI	S	Opponent	Score	RPI	S	Opponent	Score	RPI	S	Opponent	Score
16	A	BYU	69 81	46	A	Colorado St.	64 91	87	H	Utah	61 64	118	A	Fresno St.	62 66
				46	H	Colorado St.	49 69					118	H	Fresno St.	61 67
												150	A	Boise St.	78 84
												150	H	Boise St.	58 63
												162	A	Montana	70 86
												168	H	Sacramento St.	86 95
												172	H	Pacific	78 70
												175	A	Northern Colo.	60 74
												176	A	New Mexico	70 73
												176	H	New Mexico	72 56
												193	A	San Jose St.	65 83
												193	H	San Jose St.	74 86
												201	A	Idaho St.	67 81
												204	A	UNLV	38 46
												213	A	Utah Valley	76 72
												243	H	Wyoming	84 75
												255	A	San Diego St.	55 36
												255	H	San Diego St.	72 59
												256	N	Tennessee St.	63 46
												321	A	Nevada	79 66
												321	H	Nevada	70 55
												341	A	Air Force	66 53
												341	H	Air Force	64 40
LAST 12 Division I GAMES:															
118	A	Fresno St.	62 66	176	A	New Mexico	70 73								
341	H	Air Force	64 40	243	H	Wyoming	84 75								
193	A	San Jose St.	65 83	150	H	Boise St.	58 63								
321	H	Nevada	70 55	321	A	Nevada	79 66								
118	H	Fresno St.	61 67	255	H	San Diego St.	72 59								
46	A	Colorado St.	64 91	204	A	UNLV	38 46								

Non-Div I Games: Westminster (UT) 74 67 Haskell 90 63

Utah St.

Loss, Non-Conf, S Site, H Home A Away N Neutral

Utah Valley

Through Games Of March 5, 2016

Average RPI Win:	261	WON-LOST	WINNING	LAST 10	STRENGTH OF	OPP. STRENGTH	TEAM	ADJ.	CONF.	ADJ CONF.
Average RPI Loss:	165	RECORD	PCT. RANK	GAMES	SCHEDULE	OF SCHEDULE	RPI	RPI	RPI	RPI
DIV. I ONLY	13- 14	183	7- 3	237	300	213	213	28	28	
DIV. I NON-CONF.	5- 8	209	0- 0	157	298	204	204	25	25	
TOTALS	RPI 1-25	RPI 26-50	W-L RECORDS	RPI 51-100	RPI 101-150	RPI 150+				
13- 14	0- 1	0- 0	OVERALL	1- 1	1- 2	11- 10				
7- 5	0- 0	0- 0	HOME	1- 0	0- 1	6- 4				
6- 8	0- 1	0- 0	AWAY	0- 1	1- 1	5- 5				
0- 1	0- 0	0- 0	NEUTRAL	0- 0	0- 0	0- 1				
5- 8	0- 1	0- 0	NON-CONFERENCE	1- 1	1- 0	3- 6				
2- 3	0- 0	0- 0	HOME	1- 0	0- 0	1- 3				
3- 4	0- 1	0- 0	AWAY	0- 1	1- 0	2- 2				
0- 1	0- 0	0- 0	NEUTRAL	0- 0	0- 0	0- 1				
8- 6	0- 0	0- 0	CONFERENCE	0- 0	0- 2	8- 4				
5- 2	0- 0	0- 0	HOME	0- 0	0- 1	5- 1				
3- 4	0- 0	0- 0	AWAY	0- 0	0- 1	3- 3				
0- 0	0- 0	0- 0	NEUTRAL	0- 0	0- 0	0- 0				

RPI 1-25				RPI 26-50				RPI 51-100				RPI 101+ Team's RPI: 213			
RPI	S	Opponent	Score	RPI	S	Opponent	Score	RPI	S	Opponent	Score	RPI	S	Opponent	Score
16	A	BYU	62 78					86	A	Oregon	68 79	107	A	New Mexico St.	68 73
								90	H	San Francisco	94 88	107	H	New Mexico St.	53 59
												150	A	Boise St.	72 70
												161	N	Alabama	60 67
												180	A	Eastern Wash.	64 68
												182	A	Weber St.	56 61
												190	H	UC Davis	55 59
												191	A	UTRGV	48 61
												191	H	UTRGV	71 57
												201	H	Idaho St.	47 56
												212	A	CSU Bakersfield	54 61
												212	H	CSU Bakersfield	72 53
												225	H	Utah St.	72 76
												229	A	Grand Canyon	64 65
												229	H	Grand Canyon	53 61
												260	A	Omaha	74 59
												271	A	Seattle	61 44
												271	H	Seattle	79 48
												302	A	UMKC	58 44
												302	H	UMKC	79 71
												321	A	Nevada	73 65
												334	H	Southern Utah	70 58
												343	A	Chicago St.	69 62
												343	H	Chicago St.	74 46
LAST 12 Division I GAMES:															
229	A	Grand Canyon	64 65	191	H	UTRGV	71 57								
271	H	Seattle	79 48	212	A	CSU Bakersfield	54 61								
302	A	UMKC	58 44	271	A	Seattle	61 44								
343	A	Chicago St.	69 62	343	H	Chicago St.	74 46								
212	H	CSU Bakersfield	72 53	302	H	UMKC	79 71								
107	H	New Mexico St.	53 59	229	H	Grand Canyon	53 61								

Non-Div I Games: Bethesda (CA) 91 64 Dixie St. 77 63

Utah Valley

Loss, Non-Conf, S Site, H Home A Away N Neutral

Average RPI Win:	175	WON-LOST	WINNING	LAST 10	STRENGTH OF	OPP. STRENGTH	TEAM	ADJ.	CONF.	ADJ CONF.
Average RPI Loss:	110	RECORD	PCT. RANK	GAMES	SCHEDULE	OF SCHEDULE	RPI	RPI	RPI	RPI
DIV. I ONLY	23- 9	60	8- 2	103	119	71	71	7	7	
DIV. I NON-CONF.	11- 2	28	0- 0	136	276	50	50	8	8	
TOTALS	RPI 1-25	RPI 26-50	W-L RECORDS	RPI 51-100	RPI 101-150	RPI 150+				
23- 9	1- 1	3- 1	OVERALL	1- 1	1- 3	17- 3				
11- 4	0- 1	1- 0	HOME	0- 1	0- 1	10- 1				
10- 3	1- 0	1- 0	AWAY	1- 0	1- 0	6- 1				
2- 2	0- 0	1- 1	NEUTRAL	0- 0	0- 1	1- 0				
11- 2	1- 0	0- 0	NON-CONFERENCE	0- 0	1- 2	9- 0				
7- 0	0- 0	0- 0	HOME	0- 0	0- 0	7- 0				
4- 1	1- 0	0- 0	AWAY	0- 0	1- 1	2- 0				
0- 1	0- 0	0- 0	NEUTRAL	0- 0	0- 1	0- 0				
12- 7	0- 1	3- 1	CONFERENCE	1- 1	0- 1	8- 3				
4- 4	0- 1	1- 0	HOME	0- 1	0- 1	3- 1				
6- 2	0- 0	1- 0	AWAY	1- 0	0- 0	4- 2				
2- 1	0- 0	1- 1	NEUTRAL	0- 0	0- 0	1- 0				

RPI S	Opponent	Score	RPI S	Opponent	Score	RPI S	Opponent	Score	Team's RPI: 71	RPI S	Opponent	Score
11	A Arizona St.	57 48	33	A George Washington	79 68	53	H Saint Louis	72 77		105	N Toledo	61 80
18	H Duquesne	67 71	33	N George Washington	58 72	83	A Dayton	74 72		113	H Saint Joseph's	63 66
			34	H St. Bonaventure	52 47					115	A IUPUI	69 70
			34	N St. Bonaventure	59 50					116	A Iona	74 58
										154	H Old Dominion	74 54
										158	H Fordham	61 51
										169	A George Mason	54 70
										169	H George Mason	65 34
										187	A Davidson	74 59
										187	H Davidson	50 56
										196	A Richmond	50 62
										196	H Richmond	53 42
										196	N Richmond	62 42
										203	H William & Mary	73 47
										211	A Rhode Island	49 36
										215	H Furman	67 45
										218	A N.C. A&T	64 49
										221	A Massachusetts	74 66
										244	H Coppin St.	73 42
										252	A High Point	69 39
										268	H Campbell	57 34
										269	H UNCW	58 45
										274	H UMES	63 39
										281	A La Salle	84 76
LAST 12 Division I GAMES:												
			33	N George Washington	58 72	211	A Rhode Island	49 36				
			34	N St. Bonaventure	59 50	196	A Richmond	50 62				
			196	N Richmond	62 42	281	A La Salle	84 76				
			187	A Davidson	74 59	34	H St. Bonaventure	52 47				
			169	H George Mason	65 34	18	H Duquesne	67 71				
			33	A George Washington	79 68	158	H Fordham	61 51				

Non-Div I Games:

VCU

■ Loss,
 ■ Non-Conf,
 ■ S Site,
 ■ H Home
 ■ A Away
 N Neutral

Valparaiso

Through Games Of March 5, 2016

Average RPI Win:	189	WON-LOST	WINNING	LAST 10	STRENGTH OF	OPP. STRENGTH	TEAM	ADJ.	CONF.	ADJ CONF.
Average RPI Loss:	134	RECORD	PCT. RANK	GAMES	SCHEDULE	OF SCHEDULE	RPI	RPI	RPI	RPI
DIV. I ONLY	6- 20	307	1- 9	64	138	240	240	14	14	
DIV. I NON-CONF.	1- 7	318	0- 0	44	39	248	248	16	16	
TOTALS	RPI 1-25	RPI 26-50	W-L RECORDS	RPI 51-100	RPI 101-150	RPI 150+				
6- 20	0- 4	0- 0	OVERALL	0- 1	3- 9	3- 6				
4- 9	0- 2	0- 0	HOME	0- 0	2- 5	2- 2				
2- 10	0- 2	0- 0	AWAY	0- 1	1- 4	1- 3				
0- 1	0- 0	0- 0	NEUTRAL	0- 0	0- 0	0- 1				
1- 7	0- 2	0- 0	NON-CONFERENCE	0- 1	1- 1	0- 3				
1- 3	0- 1	0- 0	HOME	0- 0	1- 1	0- 1				
0- 3	0- 1	0- 0	AWAY	0- 1	0- 0	0- 1				
0- 1	0- 0	0- 0	NEUTRAL	0- 0	0- 0	0- 1				
5- 13	0- 2	0- 0	CONFERENCE	0- 0	2- 8	3- 3				
3- 6	0- 1	0- 0	HOME	0- 0	1- 4	2- 1				
2- 7	0- 1	0- 0	AWAY	0- 0	1- 4	1- 2				
0- 0	0- 0	0- 0	NEUTRAL	0- 0	0- 0	0- 0				

RPI 1-25				RPI 26-50				RPI 51-100				RPI 101+ Team's RPI: 240			
RPI	S	Opponent	Score	RPI	S	Opponent	Score	RPI	S	Opponent	Score	RPI	S	Opponent	Score
1	H	Notre Dame	54 110					81	A	San Diego	60 76	106	A	Wright St.	63 80
14	A	Louisville	42 75									106	H	Wright St.	54 65
23	A	Green Bay	42 81									122	H	Akron	74 85
23	H	Green Bay	35 71									126	A	Youngstown St.	66 87
												126	H	Youngstown St.	65 60
												142	A	Detroit	65 85
												142	H	Detroit	66 72
												145	H	SIUE	69 56
												146	A	Milwaukee	60 82
												146	H	Milwaukee	60 70
												149	A	Northern Ky.	61 60
												149	H	Northern Ky.	50 68
												175	N	Northern Colo.	63 77
												181	A	Butler	53 72
												202	A	Oakland	77 87
												202	H	Oakland	81 66
												249	A	Ill.-Chicago	80 74
												249	H	Ill.-Chicago	50 54
												261	A	Cleveland St.	65 72
												261	H	Cleveland St.	66 59
												282	H	Miami (OH)	72 75
LAST 12 Division I GAMES:															
249	A	Ill.-Chicago	80 74	202	A	Oakland	77 87								
261	A	Cleveland St.	65 72	149	H	Northern Ky.	50 68								
126	A	Youngstown St.	66 87	106	H	Wright St.	54 65								
23	H	Green Bay	35 71	249	H	Ill.-Chicago	50 54								
146	H	Milwaukee	60 70	126	H	Youngstown St.	65 60								
142	A	Detroit	65 85	261	H	Cleveland St.	66 59								

Non-Div I Games: Ind.-Northwest 79 57 Cardinal Stitch 63 62 Ind.-Kokomo 88 22

Valparaiso

Loss, Non-Conf, S Site, H Home A Away N Neutral

Vanderbilt

Through Games Of March 5, 2016

Average RPI Win:	149	WON-LOST	WINNING	LAST 10	STRENGTH OF	OPP. STRENGTH	TEAM	ADJ.	CONF.	ADJ CONF.
Average RPI Loss:	48	RECORD	PCT. RANK	GAMES	SCHEDULE	OF SCHEDULE	RPI	RPI	RPI	RPI
DIV. I ONLY	18- 14	143	3- 7	31	49	73	73	2	2	
DIV. I NON-CONF.	11- 2	28	0- 0	119	212	34	34	2	2	
TOTALS	RPI 1-25	RPI 26-50	W-L RECORDS	RPI 51-100	RPI 101-150	RPI 150+				
18- 14	1- 9	3- 1	OVERALL	1- 2	4- 1	9- 1				
10- 6	0- 5	1- 1	HOME	0- 0	3- 0	6- 0				
5- 7	1- 3	1- 0	AWAY	1- 2	0- 1	2- 1				
3- 1	0- 1	1- 0	NEUTRAL	0- 0	1- 0	1- 0				
11- 2	0- 1	1- 0	NON-CONFERENCE	1- 1	3- 0	6- 0				
8- 0	0- 0	1- 0	HOME	0- 0	2- 0	5- 0				
2- 2	0- 1	0- 0	AWAY	1- 1	0- 0	1- 0				
1- 0	0- 0	0- 0	NEUTRAL	0- 0	1- 0	0- 0				
7- 12	1- 8	2- 1	CONFERENCE	0- 1	1- 1	3- 1				
2- 6	0- 5	0- 1	HOME	0- 0	1- 0	1- 0				
3- 5	1- 2	1- 0	AWAY	0- 1	0- 1	1- 1				
2- 1	0- 1	1- 0	NEUTRAL	0- 0	0- 0	1- 0				

RPI S Opponent Score	RPI S Opponent Score	RPI S Opponent Score	RPI S Opponent Score
3 H South Carolina 61 71	39 H Georgia 58 64	56 A Auburn 45 53	104 H UT Martin 64 61
12 A Kentucky 71 69	39 N Georgia 54 49	79 A Drexel 74 64	107 N New Mexico St. 71 45
12 H Kentucky 55 71	42 H Ohio 62 59	83 A Dayton 56 81	119 H LSU 58 42
20 H Texas A&M 63 75	43 A Missouri 56 52		139 A Arkansas 56 57
22 H Mississippi St. 61 66			141 H Troy 97 43
22 N Mississippi St. 46 63			158 A Fordham 53 40
23 A Green Bay 56 58			161 A Alabama 54 48
24 A Florida 67 79			161 H Alabama 67 52
25 A Tennessee 49 58			166 H ETSU 65 39
25 H Tennessee 51 69			177 A Ole Miss 52 55
			177 N Ole Miss 74 59
			208 H Presbyterian 56 38
			270 H Austin Peay 73 56
			341 H Air Force 86 29
			349 H Mississippi Val. 89 39
LAST 12 Division I GAMES:			
22 N Mississippi St. 46 63	24 A Florida 67 79		
39 N Georgia 54 49	12 H Kentucky 55 71		
177 N Ole Miss 74 59	25 H Tennessee 51 69		
43 A Missouri 56 52	139 A Arkansas 56 57		
22 H Mississippi St. 61 66	56 A Auburn 45 53		
20 H Texas A&M 63 75	39 H Georgia 58 64		

Non-Div I Games:

Vanderbilt

Loss, Non-Conf, S Site, H Home A Away N Neutral

[illegible]

Non-Div I Games:

Average RPI Win:	138	WON-LOST	WINNING	LAST 10	STRENGTH OF	OPP. STRENGTH	TEAM	ADJ.	CONF.	ADJ CONF.
Average RPI Loss:	76	RECORD	PCT. RANK	GAMES	SCHEDULE	OF SCHEDULE	RPI	RPI	RPI	RPI
DIV. I ONLY	19- 10	83	7- 3	56	70	44	44	6	6	
DIV. I NON-CONF.	7- 4	110	1- 0	29	72	38	38	6	6	
TOTALS	RPI 1-25	RPI 26-50	W-L RECORDS	RPI 51-100	RPI 101-150	RPI 150+				
19- 10	1- 1	2- 4	OVERALL	6- 2	1- 2	9- 1				
9- 3	0- 1	2- 0	HOME	2- 1	1- 1	4- 0				
8- 6	1- 0	0- 3	AWAY	3- 1	0- 1	4- 1				
2- 1	0- 0	0- 1	NEUTRAL	1- 0	0- 0	1- 0				
7- 4	0- 0	1- 3	NON-CONFERENCE	1- 1	1- 0	4- 0				
3- 0	0- 0	1- 0	HOME	0- 0	1- 0	1- 0				
2- 3	0- 0	0- 2	AWAY	0- 1	0- 0	2- 0				
2- 1	0- 0	0- 1	NEUTRAL	1- 0	0- 0	1- 0				
12- 6	1- 1	1- 1	CONFERENCE	5- 1	0- 2	5- 1				
6- 3	0- 1	1- 0	HOME	2- 1	0- 1	3- 0				
6- 3	1- 0	0- 1	AWAY	3- 0	0- 1	2- 1				
0- 0	0- 0	0- 0	NEUTRAL	0- 0	0- 0	0- 0				

RPI 1-25				RPI 26-50				RPI 51-100				RPI 101+			
RPI	S	Opponent	Score	RPI	S	Opponent	Score	RPI	S	Opponent	Score	RPI	S	Opponent	Score
19	A	DePaul	64 60	33	A	George Washington	70 78	54	A	St. John's (NY)	71 59	113	H	Saint Joseph's	55 49
19	H	DePaul	47 75	35	H	Penn	66 46	54	H	St. John's (NY)	58 54	128	A	Creighton	48 53
				37	A	Seton Hall	50 60	64	A	Temple	55 61	128	H	Creighton	62 65
				37	H	Seton Hall	55 45	79	N	Drexel	67 55	167	A	Xavier	67 74
				48	N	St. Mary's (CA)	60 67	91	A	Georgetown	63 60	167	H	Xavier	58 55
				49	A	North Carolina St.	64 70	91	H	Georgetown	51 57	168	N	Sacramento St.	78 54
								92	A	Marquette	82 75	181	A	Butler	57 45
								92	H	Marquette	81 60	181	H	Butler	66 46
												220	A	Lehigh	65 44
												230	H	Loyola Maryland	67 55
												264	A	Providence	76 47
												264	H	Providence	67 39
												281	A	La Salle	67 56
LAST 12 Division I GAMES:															
181	H	Butler	66 46	19	H	DePaul	47 75	264	A	Providence	76 47				
167	H	Xavier	58 55					128	A	Creighton	48 53				
91	A	Georgetown	63 60					35	H	Penn	66 46				
37	A	Seton Hall	50 60					91	H	Georgetown	51 57				
54	A	St. John's (NY)	71 59					54	H	St. John's (NY)	58 54				
92	H	Marquette	81 60												

Non-Div I Games:

Villanova

■ Loss,
■ Non-Conf,
■ S Site,
■ H Home
■ A Away
N Neutral

Virginia

Through Games Of March 5, 2016

Average RPI Win:	181	WON-LOST	WINNING	LAST 10	STRENGTH OF	OPP. STRENGTH	TEAM	ADJ.	CONF.	ADJ CONF.
Average RPI Loss:	51	RECORD	PCT. RANK	GAMES	SCHEDULE	OF SCHEDULE	RPI	RPI	RPI	RPI
DIV. I ONLY	16- 15	162	3- 7	63	55	109	109	4	4	
DIV. I NON-CONF.	10- 4	86	0- 0	181	118	116	116	5	5	
TOTALS	RPI 1-25	RPI 26-50	W-L RECORDS	RPI 51-100	RPI 101-150	RPI 150+				
16- 15	1- 6	1- 3	OVERALL	3- 3	2- 3	9- 0				
10- 6	0- 3	1- 0	HOME	0- 1	0- 2	9- 0				
5- 6	0- 3	0- 2	AWAY	3- 0	2- 1	0- 0				
1- 3	1- 0	0- 1	NEUTRAL	0- 2	0- 0	0- 0				
10- 4	1- 1	0- 0	NON-CONFERENCE	2- 3	0- 0	7- 0				
7- 1	0- 0	0- 0	HOME	0- 1	0- 0	7- 0				
2- 1	0- 1	0- 0	AWAY	2- 0	0- 0	0- 0				
1- 2	1- 0	0- 0	NEUTRAL	0- 2	0- 0	0- 0				
6- 11	0- 5	1- 3	CONFERENCE	1- 0	2- 3	2- 0				
3- 5	0- 3	1- 0	HOME	0- 0	0- 2	2- 0				
3- 5	0- 2	0- 2	AWAY	1- 0	2- 1	0- 0				
0- 1	0- 0	0- 1	NEUTRAL	0- 0	0- 0	0- 0				

RPI 1-25				RPI 26-50				RPI 51-100				RPI 101+ Team's RPI: 109			
RPI	S	Opponent	Score	RPI	S	Opponent	Score	RPI	S	Opponent	Score	RPI	S	Opponent	Score
1	H	Notre Dame	46 74	27	H	Miami (FL)	76 56	52	N	Rutgers	48 60	117	A	Boston College	61 50
6	A	Ohio St.	73 93	49	A	North Carolina St.	52 63	56	A	Auburn	69 52	120	A	Virginia Tech	55 60
13	H	Syracuse	57 91	50	A	Duke	52 67	58	H	Iowa	73 85	120	H	Virginia Tech	46 66
14	A	Louisville	59 74	50	N	Duke	53 57	67	A	Middle Tenn.	70 66	124	H	Pittsburgh	55 58
14	H	Louisville	41 59					72	A	Georgia Tech	78 67	138	A	Wake Forest	52 50
15	A	Florida St.	48 70					74	N	Tulane	62 67	153	H	North Carolina	72 68
23	N	Green Bay	68 59									196	H	Richmond	71 51
												244	H	Coppin St.	75 40
												257	H	Bowling Green	68 39
												258	H	Clemson	65 48
												294	H	Charleston So.	85 65
												309	H	Longwood	81 46
												342	H	NJIT	81 54
												347	H	Norfolk St.	86 50
LAST 12 Division I GAMES:															
		50	N	Duke	53	57				13	H	Syracuse	57	91	
		120	A	Virginia Tech	55	60				120	H	Virginia Tech	46	66	
		153	H	North Carolina	72	68				50	A	Duke	52	67	
		258	H	Clemson	65	48				49	A	North Carolina St.	52	63	
		14	A	Louisville	59	74				124	H	Pittsburgh	55	58	
		117	A	Boston College	61	50				15	A	Florida St.	48	70	

Non-Div I Games:

Virginia

■ Loss,
■ Non-Conf, S Site,
■ Home
■ Away
N Neutral

Average RPI Win:	192	WON-LOST	WINNING	LAST 10	STRENGTH OF	OPP. STRENGTH	TEAM	ADJ.	CONF.	ADJ CONF.
Average RPI Loss:	58	RECORD	PCT. RANK	GAMES	SCHEDULE	OF SCHEDULE	RPI	RPI	RPI	RPI
DIV. I ONLY	17- 13	138	3- 7	107	59	120	120	4	4	
DIV. I NON-CONF.	12- 1	9	0- 0	282	168	70	70	5	5	
TOTALS	RPI 1-25	RPI 26-50	W-L RECORDS	RPI 51-100	RPI 101-150	RPI 150+				
17- 13	1- 4	0- 4	OVERALL	0- 2	5- 2	11- 1				
13- 5	0- 0	0- 3	HOME	0- 1	2- 1	11- 0				
4- 7	1- 4	0- 1	AWAY	0- 1	3- 0	0- 1				
0- 1	0- 0	0- 0	NEUTRAL	0- 0	0- 1	0- 0				
12- 1	1- 0	0- 0	NON-CONFERENCE	0- 1	1- 0	10- 0				
10- 0	0- 0	0- 0	HOME	0- 0	0- 0	10- 0				
2- 1	1- 0	0- 0	AWAY	0- 1	1- 0	0- 0				
0- 0	0- 0	0- 0	NEUTRAL	0- 0	0- 0	0- 0				
5- 12	0- 4	0- 4	CONFERENCE	0- 1	4- 2	1- 1				
3- 5	0- 0	0- 3	HOME	0- 1	2- 1	1- 0				
2- 6	0- 4	0- 1	AWAY	0- 0	2- 0	0- 1				
0- 1	0- 0	0- 0	NEUTRAL	0- 0	0- 1	0- 0				

RPI S	Opponent	Score	RPI S	Opponent	Score	RPI S	Opponent	Score	RPI S	Opponent	Score	Team's RPI: 120
1	A Notre Dame	41 80	27	A Miami (FL)	56 67	72	H Georgia Tech	34 51	109	A Virginia	66 46	
13	A Syracuse	39 60	27	H Miami (FL)	45 57	91	A Georgetown	56 73	109	H Virginia	60 55	
14	A Louisville	45 56	49	H North Carolina St.	61 72				117	H Boston College	58 33	
15	A Florida St.	50 68	50	H Duke	62 66				117	N Boston College	37 49	
25	A Tennessee	57 43							124	H Pittsburgh	48 59	
									130	A Penn St.	64 59	
									138	A Wake Forest	54 48	
									153	A North Carolina	67 71	
									169	H George Mason	80 63	
									173	H Radford	47 40	
									208	H Presbyterian	58 44	
									215	H Furman	59 30	
									223	H Col. of Charleston	81 47	
									244	H Coppin St.	72 39	
									254	H Morgan St.	73 33	
									258	H Clemson	79 49	
									264	H Providence	62 46	
									305	H Wofford	73 42	
									318	H Mt. St. Mary's	59 42	
LAST 12 Division I GAMES:												
117	N Boston College	37 49	153	A North Carolina	67 71							
109	H Virginia	60 55	109	A Virginia	66 46							
138	A Wake Forest	54 48	72	H Georgia Tech	34 51							
27	A Miami (FL)	56 67	15	A Florida St.	50 68							
50	H Duke	62 66	27	H Miami (FL)	45 57							
124	H Pittsburgh	48 59	1	A Notre Dame	41 80							

Non-Div I Games:

Virginia Tech

■ Loss,
 ■ Non-Conf,
 S Site,
 ■ Home
 ■ Away
 N Neutral

W
a
g
n
e
rW
a
g
n
e
r

Wagner

Page 343

W
a
g
n
e
r

RPI S Opponent Score

Wagner

Through Games Of March 5, 2016

RPI	S	Opponent	Score
342	H	NJIT	76 53

W
a
g
n
e
r

Wagner

Wake Forest

Through Games Of March 5, 2016

Average RPI Win:	186	WON-LOST	WINNING	LAST 10	STRENGTH OF	OPP. STRENGTH	TEAM	ADJ.	CONF.	ADJ CONF.
Average RPI Loss:	71	RECORD	PCT. RANK	GAMES	SCHEDULE	OF SCHEDULE	RPI	RPI	RPI	RPI
DIV. I ONLY	16- 15	162	5- 5	135	32	138	138	4	4	
DIV. I NON-CONF.	9- 4	95	0- 0	312	113	185	185	5	5	
TOTALS	RPI 1-25	RPI 26-50	W-L RECORDS	RPI 51-100	RPI 101-150	RPI 150+				
16- 15	0- 4	2- 4	OVERALL	0- 3	3- 2	11- 2				
9- 7	0- 3	2- 0	HOME	0- 1	1- 2	6- 1				
5- 6	0- 1	0- 4	AWAY	0- 1	2- 0	3- 0				
2- 2	0- 0	0- 0	NEUTRAL	0- 1	0- 0	2- 1				
9- 4	0- 0	0- 1	NON-CONFERENCE	0- 1	1- 0	8- 2				
6- 2	0- 0	0- 0	HOME	0- 1	1- 0	5- 1				
2- 1	0- 0	0- 1	AWAY	0- 0	0- 0	2- 0				
1- 1	0- 0	0- 0	NEUTRAL	0- 0	0- 0	1- 1				
7- 11	0- 4	2- 3	CONFERENCE	0- 2	2- 2	3- 0				
3- 5	0- 3	2- 0	HOME	0- 0	0- 2	1- 0				
3- 5	0- 1	0- 3	AWAY	0- 1	2- 0	1- 0				
1- 1	0- 0	0- 0	NEUTRAL	0- 1	0- 0	1- 0				

RPI 1-25				RPI 26-50				RPI 51-100				RPI 101+ Team's RPI: 138			
RPI	S	Opponent	Score	RPI	S	Opponent	Score	RPI	S	Opponent	Score	RPI	S	Opponent	Score
1	H	Notre Dame	52 86	27	A	Miami (FL)	60 71	72	A	Georgia Tech	51 66	109	H	Virginia	50 52
13	H	Syracuse	65 91	43	A	Missouri	81 94	72	N	Georgia Tech	65 67	117	A	Boston College	65 59
14	A	Louisville	54 78	49	A	North Carolina St.	47 64	78	H	Belmont	64 78	119	H	LSU	60 57
15	H	Florida St.	55 96	49	H	North Carolina St.	63 58					120	H	Virginia Tech	48 54
				50	A	Duke	68 95					124	A	Pittsburgh	60 49
				50	H	Duke	64 58					152	H	Jacksonville	57 51
												153	H	North Carolina	75 63
												166	H	ETSU	69 52
												187	H	Davidson	77 58
												195	H	Wisconsin	51 64
												196	H	Richmond	43 33
												207	N	Hampton	42 47
												258	A	Clemson	55 45
												258	N	Clemson	73 58
												276	A	American	71 70
												281	H	La Salle	61 53
												283	N	Coastal Caro.	81 52
												310	A	FIU	57 53
LAST 12 Division I GAMES:															
		72 N Georgia Tech	65 67			258 A Clemson	55 45								
		258 N Clemson	73 58			49 H North Carolina St.	63 58								
		72 A Georgia Tech	51 66			124 A Pittsburgh	60 49								
		120 H Virginia Tech	48 54			14 A Louisville	54 78								
		1 H Notre Dame	52 86			15 H Florida St.	55 96								
		50 H Duke	64 58			117 A Boston College	65 59								

Non-Div I Games:

Wake Forest

■ Loss,
 ■ Non-Conf,
 ■ S Site,
 ■ H Home
 ■ A Away
 N Neutral

Average RPI Win:	125	WON-LOST	WINNING	LAST 10	STRENGTH OF	OPP. STRENGTH	TEAM	ADJ.	CONF.	ADJ CONF.
Average RPI Loss:	26	RECORD	PCT. RANK	GAMES	SCHEDULE	OF SCHEDULE	RPI	RPI	RPI	RPI
DIV. I ONLY	22- 10	73	6- 4	21	11	31	31	1	1	
DIV. I NON-CONF.	9- 2	37	0- 0	47	101	33	33	1	1	
TOTALS	RPI 1-25	RPI 26-50	W-L RECORDS	RPI 51-100	RPI 101-150	RPI 150+				
22- 10	2- 7	0- 1	OVERALL	9- 2	4- 0	7- 0				
12- 4	1- 2	0- 1	HOME	5- 1	1- 0	5- 0				
7- 4	0- 3	0- 0	AWAY	4- 1	2- 0	1- 0				
3- 2	1- 2	0- 0	NEUTRAL	0- 0	1- 0	1- 0				
9- 2	0- 1	0- 1	NON-CONFERENCE	3- 0	2- 0	4- 0				
6- 1	0- 0	0- 1	HOME	2- 0	0- 0	4- 0				
2- 0	0- 0	0- 0	AWAY	1- 0	1- 0	0- 0				
1- 1	0- 1	0- 0	NEUTRAL	0- 0	1- 0	0- 0				
13- 8	2- 6	0- 0	CONFERENCE	6- 2	2- 0	3- 0				
6- 3	1- 2	0- 0	HOME	3- 1	1- 0	1- 0				
5- 4	0- 3	0- 0	AWAY	3- 1	1- 0	1- 0				
2- 1	1- 1	0- 0	NEUTRAL	0- 0	0- 0	1- 0				

RPI S	Opponent	Score	RPI S	Opponent	Score	RPI S	Opponent	Score	RPI S	Opponent	Score
5	H Oregon St.	53 61	29	H Oklahoma	68 71	55	A Southern California	61 53	118	A Fresno St.	89 79
5	N Oregon St.	55 57				55	H Southern California	69 60	123	A Arizona	74 52
8	A UCLA	59 63				59	H UC Riverside	78 43	123	H Arizona	63 47
8	H UCLA	64 56				61	H Santa Clara	100 55	135	N Texas Tech	77 73
9	A Stanford	53 69				62	A South Dakota	77 64	182	H Weber St.	69 56
9	N Stanford	73 65				84	A California	75 65	199	A Colorado	76 74
11	A Arizona St.	57 77				86	H Oregon	63 75	199	H Colorado	68 47
11	H Arizona St.	61 68				87	A Utah	83 88	199	N Colorado	67 51
13	N Syracuse	62 66				87	H Utah	73 60	255	H San Diego St.	80 51
						94	A Washington St.	79 64	271	H Seattle	96 55
						94	H Washington St.	69 63	287	H Portland	83 65
LAST 12 Division I GAMES:											
5	N Oregon St.	55 57	123	A Arizona	74 52						
9	N Stanford	73 65	8	A UCLA	59 63						
199	N Colorado	67 51	55	A Southern California	61 53						
199	H Colorado	68 47	86	H Oregon	63 75						
87	H Utah	73 60	5	H Oregon St.	53 61						
11	A Arizona St.	57 77	84	A California	75 65						

Non-Div I Games:

Washington

■ Loss,
■ Non-Conf,
■ S Site,
■ H Home
■ A Away
N Neutral

Washington St.

Through Games Of March 5, 2016

Average RPI Win:	169	WON-LOST	WINNING	LAST 10	STRENGTH OF	OPP. STRENGTH	TEAM	ADJ.	CONF.	ADJ CONF.
Average RPI Loss:	40	RECORD	PCT. RANK	GAMES	SCHEDULE	OF SCHEDULE	RPI	RPI	RPI	RPI
DIV. I ONLY	14- 16	193	2- 8	58	12	94	94	1	1	
DIV. I NON-CONF.	9- 2	37	0- 0	122	108	28	28	1	1	
TOTALS	RPI 1-25	RPI 26-50	W-L RECORDS	RPI 51-100	RPI 101-150	RPI 150+				
14- 16	0- 6	0- 4	OVERALL	2- 6	5- 0	7- 0				
7- 6	0- 3	0- 1	HOME	1- 2	2- 0	4- 0				
6- 9	0- 3	0- 3	AWAY	1- 3	3- 0	2- 0				
1- 1	0- 0	0- 0	NEUTRAL	0- 1	0- 0	1- 0				
9- 2	0- 0	0- 2	NON-CONFERENCE	1- 0	3- 0	5- 0				
4- 0	0- 0	0- 0	HOME	0- 0	1- 0	3- 0				
4- 2	0- 0	0- 2	AWAY	1- 0	2- 0	1- 0				
1- 0	0- 0	0- 0	NEUTRAL	0- 0	0- 0	1- 0				
5- 14	0- 6	0- 2	CONFERENCE	1- 6	2- 0	2- 0				
3- 6	0- 3	0- 1	HOME	1- 2	1- 0	1- 0				
2- 7	0- 3	0- 1	AWAY	0- 3	1- 0	1- 0				
0- 1	0- 0	0- 0	NEUTRAL	0- 1	0- 0	0- 0				

RPI 1-25				RPI 26-50				RPI 51-100 Team's RPI: 94				RPI 101+			
RPI	S	Opponent	Score	RPI	S	Opponent	Score	RPI	S	Opponent	Score	RPI	S	Opponent	Score
5	H	Oregon St.	45 54	28	A	Oklahoma St.	60 70	55	A	Southern California	62 64	110	H	Gonzaga	55 48
8	A	UCLA	61 73	31	A	Washington	63 69	55	H	Southern California	73 61	121	A	Hawaii	62 52
8	H	UCLA	73 75	31	H	Washington	64 79	55	N	Southern California	73 77	123	A	Arizona	62 61
9	A	Stanford	52 69	48	A	St. Mary's (CA)	71 75	81	A	San Diego	78 72	123	H	Arizona	67 46
11	A	Arizona St.	39 61					84	A	California	71 74	150	A	Boise St.	57 52
11	H	Arizona St.	45 63					86	H	Oregon	48 73	193	H	San Jose St.	95 80
								87	A	Utah	71 73	199	A	Colorado	74 66
								87	H	Utah	69 75	199	H	Colorado	83 70
												207	H	Hampton	68 61
												217	A	Kansas	66 53
												267	H	UC Santa Barbara	61 44
												321	N	Nevada	70 57
LAST 12 Division I GAMES:															
55	N	Southern California	73 77	8	A	UCLA	61 73								
87	H	Utah	69 75	5	H	Oregon St.	45 54								
199	H	Colorado	83 70	86	H	Oregon	48 73								
123	A	Arizona	62 61	9	A	Stanford	52 69								
11	A	Arizona St.	39 61	84	A	California	71 74								
55	A	Southern California	62 64	31	A	Washington	63 69								

Non-Div I Games:

Washington St.

■ Loss,
 ■ Non-Conf,
 ■ S Site,
 ■ H Home
 ■ A Away
 N Neutral

Average RPI Win:	255	WON-LOST	WINNING	LAST 10	STRENGTH OF	OPP. STRENGTH	TEAM	ADJ.	CONF.	ADJ CONF.
Average RPI Loss:	136	RECORD	PCT. RANK	GAMES	SCHEDULE	OF SCHEDULE	RPI	RPI	RPI	RPI
DIV. I ONLY	17- 10	94	5- 5	330	171	182	182	19	19	
DIV. I NON-CONF.	6- 3	99	0- 0	315	127	164	164	23	23	
TOTALS	RPI 1-25	RPI 26-50	W-L RECORDS	RPI 51-100	RPI 101-150	RPI 150+				
17- 10	0- 1	0- 1	OVERALL	1- 1	0- 1	16- 6				
7- 5	0- 1	0- 0	HOME	0- 1	0- 1	7- 2				
9- 5	0- 0	0- 1	AWAY	1- 0	0- 0	8- 4				
1- 0	0- 0	0- 0	NEUTRAL	0- 0	0- 0	1- 0				
6- 3	0- 1	0- 1	NON-CONFERENCE	0- 0	0- 0	6- 1				
1- 2	0- 1	0- 0	HOME	0- 0	0- 0	1- 1				
4- 1	0- 0	0- 1	AWAY	0- 0	0- 0	4- 0				
1- 0	0- 0	0- 0	NEUTRAL	0- 0	0- 0	1- 0				
11- 7	0- 0	0- 0	CONFERENCE	1- 1	0- 1	10- 5				
6- 3	0- 0	0- 0	HOME	0- 1	0- 1	6- 1				
5- 4	0- 0	0- 0	AWAY	1- 0	0- 0	4- 4				
0- 0	0- 0	0- 0	NEUTRAL	0- 0	0- 0	0- 0				

RPI 1-25				RPI 26-50				RPI 51-100				RPI 101+				Team's RPI: 182
RPI	S	Opponent	Score	RPI	S	Opponent	Score	RPI	S	Opponent	Score	RPI	S	Opponent	Score	
16	H	BYU	51 68	31	A	Washington	56 69	97	A	North Dakota	62 56	136	H	Idaho	70 77	
								97	H	North Dakota	78 85	151	A	Montana St.	71 92	
												162	A	Montana	75 84	
												168	A	Sacramento St.	64 87	
												168	H	Sacramento St.	77 66	
												175	A	Northern Colo.	63 65	
												175	H	Northern Colo.	82 79	
												180	H	Eastern Wash.	80 74	
												197	N	SFA	56 46	
												201	A	Idaho St.	61 46	
												201	H	Idaho St.	57 58	
												213	H	Utah Valley	61 56	
												223	H	Col. of Charleston	42 50	
												239	A	North Texas	45 38	
												287	A	Portland	57 55	
												301	A	Denver	61 49	
												311	A	Northern Ariz.	76 56	
												311	H	Northern Ariz.	95 88	
												323	A	Portland St.	75 58	
												323	H	Portland St.	102 73	
												334	A	Southern Utah	69 51	
												334	H	Southern Utah	75 56	
												340	A	Cal St. Fullerton	60 40	
LAST 12 Division I GAMES:																
180	H	Eastern Wash.	80 74	323	A	Portland St.	75 58									
136	H	Idaho	70 77	168	A	Sacramento St.	64 87									
162	A	Montana	75 84	97	H	North Dakota	78 85									
151	A	Montana St.	71 92	175	H	Northern Colo.	82 79									
311	H	Northern Ariz.	95 88	334	A	Southern Utah	69 51									
334	H	Southern Utah	75 56	311	A	Northern Ariz.	76 56									

Non-Div I Games: Westminster (UT) 79 46 Bethesda (CA) 86 60

Weber St.

Loss, Non-Conf, S Site, H Home A Away N Neutral

West Virginia

Through Games Of March 5, 2016

Average RPI Win:	148	WON-LOST	WINNING	LAST 10	STRENGTH OF	OPP. STRENGTH	TEAM	ADJ.	CONF.	ADJ CONF.
Average RPI Loss:	30	RECORD	PCT. RANK	GAMES	SCHEDULE	OF SCHEDULE	RPI	RPI	RPI	RPI
DIV. I ONLY	24- 8	53	8- 2	42	45	21	21	3	3	
DIV. I NON-CONF.	11- 2	28	0- 0	162	211	57	57	3	3	
TOTALS	RPI 1-25	RPI 26-50	W-L RECORDS	RPI 51-100	RPI 101-150	RPI 150+				
24- 8	0- 4	7- 2	OVERALL	1- 1	7- 1	9- 0				
13- 2	0- 2	3- 0	HOME	1- 0	3- 0	6- 0				
5- 5	0- 2	1- 2	AWAY	0- 0	3- 1	1- 0				
6- 1	0- 0	3- 0	NEUTRAL	0- 1	1- 0	2- 0				
11- 2	0- 0	2- 0	NON-CONFERENCE	1- 1	1- 1	7- 0				
6- 0	0- 0	0- 0	HOME	1- 0	0- 0	5- 0				
0- 1	0- 0	0- 0	AWAY	0- 0	0- 1	0- 0				
5- 1	0- 0	2- 0	NEUTRAL	0- 1	1- 0	2- 0				
13- 6	0- 4	5- 2	CONFERENCE	0- 0	6- 0	2- 0				
7- 2	0- 2	3- 0	HOME	0- 0	3- 0	1- 0				
5- 4	0- 2	1- 2	AWAY	0- 0	3- 0	1- 0				
1- 0	0- 0	1- 0	NEUTRAL	0- 0	0- 0	0- 0				

RPI	S	Opponent	Score	RPI	S	Opponent	Score	RPI	S	Opponent	Score	RPI	S	Opponent	Score
2	A	Baylor	64 69	28	A	Oklahoma St.	51 63	55	N	Southern California	67 78	102	A	TCU	97 84
2	H	Baylor	61 71	28	H	Oklahoma St.	82 48	88	H	Elon	67 57	102	H	TCU	83 72
7	A	Texas	50 73	29	A	Oklahoma	54 57					110	A	Gonzaga	57 62
7	H	Texas	54 65	29	H	Oklahoma	63 55					125	A	Iowa St.	82 57
				36	N	James Madison	69 62					125	H	Iowa St.	57 47
				45	N	Indiana	75 64					133	N	Marshall	66 60
				47	A	Kansas St.	72 53					135	A	Texas Tech	69 42
				47	H	Kansas St.	64 44					135	H	Texas Tech	79 57
				47	N	Kansas St.	74 65					157	N	Yale	70 60
												217	A	Kansas	65 45
												217	H	Kansas	72 35
												229	N	Grand Canyon	68 50
												244	H	Coppin St.	96 64
												306	H	Morehead St.	94 56
												309	H	Longwood	74 43
												316	H	Fairleigh Dickinson	91 42
												322	H	Delaware St.	77 34
LAST 12 Division I GAMES:															
				47	N	Kansas St.	74 65	28	A	Oklahoma St.	51 63				
				125	A	Iowa St.	82 57	125	H	Iowa St.	57 47				
				28	H	Oklahoma St.	82 48	47	H	Kansas St.	64 44				
				102	H	TCU	83 72	135	A	Texas Tech	69 42				
				7	A	Texas	50 73	2	H	Baylor	61 71				
				29	H	Oklahoma	63 55	29	A	Oklahoma	54 57				

Non-Div I Games:

West Virginia

■ Loss,
 ■ Non-Conf,
 ■ S Site,
 ■ H Home
 ■ A Away
 N Neutral

Average RPI Win:	304	WON-LOST	WINNING	LAST 10	STRENGTH OF	OPP. STRENGTH	TEAM	ADJ.	CONF.	ADJ CONF.
Average RPI Loss:	161	RECORD	PCT. RANK	GAMES	SCHEDULE	OF SCHEDULE	RPI	RPI	RPI	RPI
DIV. I ONLY	4- 22	324	3- 7	137	272	300	300	17	17	
DIV. I NON-CONF.	1- 10	330	0- 0	143	345	305	305	15	15	
TOTALS	RPI 1-25	RPI 26-50	W-L RECORDS	RPI 51-100	RPI 101-150	RPI 150+				
4- 22	0- 0	0- 5	OVERALL	0- 0	0- 5	4- 12				
2- 7	0- 0	0- 1	HOME	0- 0	0- 3	2- 3				
1- 14	0- 0	0- 3	AWAY	0- 0	0- 2	1- 9				
1- 1	0- 0	0- 1	NEUTRAL	0- 0	0- 0	1- 0				
1- 10	0- 0	0- 2	NON-CONFERENCE	0- 0	0- 1	1- 7				
0- 2	0- 0	0- 0	HOME	0- 0	0- 1	0- 1				
0- 8	0- 0	0- 2	AWAY	0- 0	0- 0	0- 6				
1- 0	0- 0	0- 0	NEUTRAL	0- 0	0- 0	1- 0				
3- 12	0- 0	0- 3	CONFERENCE	0- 0	0- 4	3- 5				
2- 5	0- 0	0- 1	HOME	0- 0	0- 2	2- 2				
1- 6	0- 0	0- 1	AWAY	0- 0	0- 2	1- 3				
0- 1	0- 0	0- 1	NEUTRAL	0- 0	0- 0	0- 0				

RPI S	Opponent	Score	RPI S	Opponent	Score	RPI S	Opponent	Score	RPI S	Opponent	Score	Team's RPI: 300
41	A Chattanooga	59 77	41	H Chattanooga	51 65	111	A Samford	52 57	111	H Samford	42 59	
41	N Chattanooga	56 74	41	N Chattanooga	56 74	112	A Mercer	42 63	112	H Mercer	88 92	
49	A North Carolina St.	55 86	49	A North Carolina St.	55 86	132	H UNC Asheville	45 67	166	A ETSU	62 74	
50	A Duke	47 84	50	A Duke	47 84	166	H ETSU	43 45	178	A Eastern Ky.	62 91	
						187	A Davidson	51 64	210	A USC Upstate	59 68	
						215	A Furman	56 71	215	H Furman	76 83	
						242	H Bethune-Cookman	59 66	268	A Campbell	66 73	
						286	A Kennesaw St.	53 65	294	A Charleston So.	59 80	
						297	N Florida A&M	69 53	305	A Wofford	71 72	
						305	H Wofford	74 72	307	A UNCG	84 80	
						307	H UNCG	84 80	307	H UNCG	84 72	
LAST 12 Division I GAMES:												
41	N Chattanooga	56 74	111	A Samford	52 57							
307	A UNCG	84 80	112	A Mercer	42 63							
215	A Furman	56 71	307	H UNCG	84 72							
305	A Wofford	71 72	305	H Wofford	74 72							
41	H Chattanooga	51 65	215	H Furman	76 83							
166	H ETSU	43 45	166	A ETSU	62 74							

Non-Div I Games: Anderson (SC) 72 55 Brevard 68 60 Warren Wilson 106 52

Western Caro.

Loss, Non-Conf, S Site, H Home A Away N Neutral

Average RPI Win:	282	WON-LOST	WINNING	LAST 10	STRENGTH OF	OPP. STRENGTH	TEAM	ADJ.	CONF.	ADJ CONF.
Average RPI Loss:	132	RECORD	PCT. RANK	GAMES	SCHEDULE	OF SCHEDULE	RPI	RPI	RPI	RPI
DIV. I ONLY	13- 14	183	4- 6	286	213	226	226	18	18	
DIV. I NON-CONF.	5- 6	180	0- 0	309	245	246	246	18	18	
TOTALS	RPI 1-25	RPI 26-50	W-L RECORDS	RPI 51-100	RPI 101-150	RPI 150+				
13- 14	0- 0	0- 1	OVERALL	0- 6	2- 3	11- 4				
7- 5	0- 0	0- 0	HOME	0- 2	2- 1	5- 2				
5- 8	0- 0	0- 1	AWAY	0- 4	0- 2	5- 1				
1- 1	0- 0	0- 0	NEUTRAL	0- 0	0- 0	1- 1				
5- 6	0- 0	0- 1	NON-CONFERENCE	0- 2	1- 0	4- 3				
2- 2	0- 0	0- 0	HOME	0- 0	1- 0	1- 2				
2- 3	0- 0	0- 1	AWAY	0- 2	0- 0	2- 0				
1- 1	0- 0	0- 0	NEUTRAL	0- 0	0- 0	1- 1				
8- 8	0- 0	0- 0	CONFERENCE	0- 4	1- 3	7- 1				
5- 3	0- 0	0- 0	HOME	0- 2	1- 1	4- 0				
3- 5	0- 0	0- 0	AWAY	0- 2	0- 2	3- 1				
0- 0	0- 0	0- 0	NEUTRAL	0- 0	0- 0	0- 0				

RPI S	Opponent	Score	RPI S	Opponent	Score	RPI S	Opponent	Score	RPI S	Opponent	Score	Team's RPI: 226
47	A Kansas St.	45 84	58	A Iowa	81 96	115	A IUPUI	87 96				
			60	A South Dakota St.	63 85	115	H IUPUI	60 68				
			60	H South Dakota St.	65 66	143	A Oral Roberts	55 79				
			62	A South Dakota	50 86	143	H Oral Roberts	72 61				
			62	H South Dakota	77 102	145	H SIUE	78 74				
			97	A North Dakota	67 78	232	H Southeast Mo. St.	84 89				
						242	N Bethune-Cookman	75 59				
						249	H Ill.-Chicago	70 78				
						260	A Omaha	66 79				
						260	H Omaha	74 55				
						293	N Towson	77 83				
						301	A Denver	80 69				
						301	H Denver	63 60				
						314	A Illinois St.	79 64				
						315	A IPFW	78 74				
						315	H IPFW	88 87				
						324	A North Dakota St.	94 82				
						324	H North Dakota St.	100 89				
						339	A Eastern Ill.	92 69				
						343	H Chicago St.	88 50				
LAST 12 Division I GAMES:												
60	H South Dakota St.	65 66	315	H IPFW	88 87							
324	H North Dakota St.	100 89	260	H Omaha	74 55							
143	A Oral Roberts	55 79	62	H South Dakota	77 102							
62	A South Dakota	50 86	60	A South Dakota St.	63 85							
301	A Denver	80 69	324	A North Dakota St.	94 82							
115	A IUPUI	87 96	301	H Denver	63 60							

Non-Div I Games: Ashford 86 58 Central Methodist 108 46

Western Ill.

Average RPI Win:	174	WON-LOST	WINNING	LAST 10	STRENGTH OF	OPP. STRENGTH	TEAM	ADJ.	CONF.	ADJ CONF.
Average RPI Loss:	82	RECORD	PCT. RANK	GAMES	SCHEDULE	OF SCHEDULE	RPI	RPI	RPI	RPI
DIV. I ONLY	23- 5	25	7- 3	119	103	38	38	13	13	
DIV. I NON-CONF.	8- 2	51	0- 0	206	87	56	56	11	11	
TOTALS	RPI 1-25	RPI 26-50	W-L RECORDS	RPI 51-100	RPI 101-150	RPI 150+				
23- 5	1- 0	0- 1	OVERALL	3- 3	3- 0	16- 1				
12- 1	1- 0	0- 1	HOME	3- 0	1- 0	7- 0				
10- 4	0- 0	0- 0	AWAY	0- 3	2- 0	8- 1				
1- 0	0- 0	0- 0	NEUTRAL	0- 0	0- 0	1- 0				
8- 2	1- 0	0- 0	NON-CONFERENCE	1- 1	1- 0	5- 1				
4- 0	1- 0	0- 0	HOME	1- 0	0- 0	2- 0				
3- 2	0- 0	0- 0	AWAY	0- 1	1- 0	2- 1				
1- 0	0- 0	0- 0	NEUTRAL	0- 0	0- 0	1- 0				
15- 3	0- 0	0- 1	CONFERENCE	2- 2	2- 0	11- 0				
8- 1	0- 0	0- 1	HOME	2- 0	1- 0	5- 0				
7- 2	0- 0	0- 0	AWAY	0- 2	1- 0	6- 0				
0- 0	0- 0	0- 0	NEUTRAL	0- 0	0- 0	0- 0				

RPI 1-25			RPI 26-50			Team's RPI: 38	RPI 51-100			RPI 101+		
RPI	S	Opponent	Score	RPI	S	Opponent	Score	RPI	S	Opponent	Score	
14	H	Louisville	71 69	30	H	UTEP	78 85	57	A	Ball St.	60 74	133 A Marshall 80 76
								67	A	Middle Tenn.	75 83	133 H Marshall 81 52
								67	H	Middle Tenn.	62 51	147 A UT Arlington 73 64
								77	A	Charlotte	72 81	154 A Old Dominion 85 74
								77	H	Charlotte	77 66	154 H Old Dominion 68 51
								78	H	Belmont	80 65	164 A Fla. Atlantic 81 62
												165 A UAB 63 49
												165 H UAB 64 55
												169 N George Mason 84 58
												171 A Southern Miss. 54 53
												177 A Ole Miss 53 59
												178 H Eastern Ky. 76 60
												183 A Louisiana Tech 69 58
												223 A Col. of Charleston 78 44
												234 H Rice 52 49
												239 H North Texas 65 53
												246 H UTSA 72 65
												270 H Austin Peay 88 69
												310 A FIU 71 69
												335 A Lipscomb 64 56
LAST 12 Division I GAMES:												
183	A	Louisiana Tech	69 58	133	A	Marshall	80 76					
171	A	Southern Miss.	54 53	30	H	UTEP	78 85					
165	H	UAB	64 55	246	H	UTSA	72 65					
67	H	Middle Tenn.	62 51	67	A	Middle Tenn.	75 83					
77	A	Charlotte	72 81	165	A	UAB	63 49					
154	A	Old Dominion	85 74	77	H	Charlotte	77 66					

Non-Div I Games: Alas. Anchorage 62 58

Western Ky.

■ Loss,
■ Non-Conf,
■ S Site,
■ H Home
■ A Away
N Neutral

Average RPI Win:	245	WON-LOST	WINNING	LAST 10	STRENGTH OF	OPP. STRENGTH	TEAM	ADJ.	CONF.	ADJ CONF.
Average RPI Loss:	82	RECORD	PCT. RANK	GAMES	SCHEDULE	OF SCHEDULE	RPI	RPI	RPI	RPI
DIV. I ONLY	14- 14	165	4- 6	129	139	140	140	11	11	
DIV. I NON-CONF.	6- 4	125	0- 0	140	185	106	106	13	13	
TOTALS	RPI 1-25	RPI 26-50	W-L RECORDS	RPI 51-100	RPI 101-150	RPI 150+				
14- 14	0- 2	0- 1	OVERALL	0- 7	3- 3	11- 1				
6- 5	0- 0	0- 0	HOME	0- 3	2- 1	4- 1				
7- 7	0- 1	0- 1	AWAY	0- 3	1- 2	6- 0				
1- 2	0- 1	0- 0	NEUTRAL	0- 1	0- 0	1- 0				
6- 4	0- 2	0- 0	NON-CONFERENCE	0- 1	1- 1	5- 0				
2- 0	0- 0	0- 0	HOME	0- 0	1- 0	1- 0				
3- 2	0- 1	0- 0	AWAY	0- 0	0- 1	3- 0				
1- 2	0- 1	0- 0	NEUTRAL	0- 1	0- 0	1- 0				
8- 10	0- 0	0- 1	CONFERENCE	0- 6	2- 2	6- 1				
4- 5	0- 0	0- 0	HOME	0- 3	1- 1	3- 1				
4- 5	0- 0	0- 1	AWAY	0- 3	1- 1	3- 0				
0- 0	0- 0	0- 0	NEUTRAL	0- 0	0- 0	0- 0				

RPI 1-25			RPI 26-50			RPI 51-100			RPI 101+			Team's RPI: 140
RPI	S	Opponent	Score	RPI	S	Opponent	Score	RPI	S	Opponent	Score	
17	A	Michigan St.	40 78	42	A	Ohio	63 73	57	A	Ball St.	54 60	101 A Northwestern 62 86
22	N	Mississippi St.	68 90					57	H	Ball St.	53 77	105 A Toledo 73 80
								68	N	FGCU	42 60	105 H Toledo 68 80
								70	A	Central Mich.	51 53	122 H Akron 69 65
								70	H	Central Mich.	61 73	131 A Buffalo 92 78
								85	A	Eastern Mich.	66 70	142 H Detroit 70 66
								85	H	Eastern Mich.	52 63	174 A Loyola Chicago 68 45
												206 N Gardner-Webb 71 44
												257 A Bowling Green 65 49
												257 H Bowling Green 74 45
												259 A Northern Ill. 64 60
												259 H Northern Ill. 70 80
												282 H Miami (OH) 80 66
												303 A Bradley 72 59
												315 A IPFW 70 48
												319 A Kent St. 65 53
												319 H Kent St. 73 52
												343 H Chicago St. 65 56
LAST 12 Division I GAMES:												
259	A	Northern Ill.	64 60	257	A	Bowling Green	65 49					
85	H	Eastern Mich.	52 63	85	A	Eastern Mich.	66 70					
70	H	Central Mich.	61 73	105	H	Toledo	68 80					
259	H	Northern Ill.	70 80	319	A	Kent St.	65 53					
57	A	Ball St.	54 60	70	A	Central Mich.	51 53					
122	H	Akron	69 65	57	H	Ball St.	53 77					

Non-Div I Games: Ferris St. 73 41 Wis.-Parkside 56 49

Western Mich.

Loss, Non-Conf, S Site, H Home A Away N Neutral

Average RPI Win:	250	WON-LOST	WINNING	LAST 10	STRENGTH OF	OPP. STRENGTH	TEAM	ADJ.	CONF.	ADJ CONF.
Average RPI Loss:	165	RECORD	PCT. RANK	GAMES	SCHEDULE	OF SCHEDULE	RPI	RPI	RPI	RPI
DIV. I ONLY	8- 21	288	4- 6	222	218	291	291	21	21	
DIV. I NON-CONF.	3- 8	258	1- 0	164	223	263	263	17	17	
TOTALS	RPI 1-25	RPI 26-50	W-L RECORDS	RPI 51-100	RPI 101-150	RPI 150+				
8- 21	0- 1	0- 2	OVERALL	0- 6	1- 2	7- 10				
6- 9	0- 1	0- 1	HOME	0- 3	1- 0	5- 4				
2- 11	0- 0	0- 1	AWAY	0- 3	0- 2	2- 5				
0- 1	0- 0	0- 0	NEUTRAL	0- 0	0- 0	0- 1				
3- 8	0- 1	0- 2	NON-CONFERENCE	0- 0	0- 1	3- 4				
2- 4	0- 1	0- 1	HOME	0- 0	0- 0	2- 2				
1- 3	0- 0	0- 1	AWAY	0- 0	0- 1	1- 1				
0- 1	0- 0	0- 0	NEUTRAL	0- 0	0- 0	0- 1				
5- 13	0- 0	0- 0	CONFERENCE	0- 6	1- 1	4- 6				
4- 5	0- 0	0- 0	HOME	0- 3	1- 0	3- 2				
1- 8	0- 0	0- 0	AWAY	0- 3	0- 1	1- 4				
0- 0	0- 0	0- 0	NEUTRAL	0- 0	0- 0	0- 0				

RPI 1-25				RPI 26-50				RPI 51-100				RPI 101+ Team's RPI: 291			
RPI	S	Opponent	Score	RPI	S	Opponent	Score	RPI	S	Opponent	Score	RPI	S	Opponent	Score
25	H	Tennessee	51 58	40	A	Arkansas St.	40 67	93	A	Missouri St.	45 74	128	A	Creighton	54 79
				43	H	Missouri	37 57	93	H	Missouri St.	57 77	137	A	Southern Ill.	66 80
								98	A	UNI	48 69	137	H	Southern Ill.	57 48
								98	H	UNI	44 55	174	A	Loyola Chicago	55 60
								100	A	Drake	59 81	174	H	Loyola Chicago	65 62
								100	H	Drake	56 87	180	H	Eastern Wash.	62 67
												196	N	Richmond	50 63
												218	H	N.C. A&T	55 53
												224	A	Indiana St.	33 59
												224	H	Indiana St.	54 53
												232	H	Southeast Mo. St.	62 66
												279	H	Prairie View	64 36
												280	A	Tennessee Tech	48 54
												303	A	Bradley	44 50
												303	H	Bradley	50 55
												310	A	FIU	76 62
												314	A	Illinois St.	49 70
												314	H	Illinois St.	49 53
												330	A	Evansville	44 31
												330	H	Evansville	58 50
LAST 12 Division I GAMES:															
310	A	FIU	76 62	174	H	Loyola Chicago	65 62	303	H	Bradley	50 55				
224	H	Indiana St.	54 53	98	A	UNI	48 69	100	A	Drake	59 81				
314	H	Illinois St.	49 53	93	H	Missouri St.	57 77	93	H	Missouri St.	57 77				
93	A	Missouri St.	45 74	330	H	Evansville	58 50								
137	A	Southern Ill.	66 80												
330	A	Evansville	44 31												

Non-Div I Games:

Wichita St.

■ Loss,
■ Non-Conf,
■ S Site,
■ H Home
■ A Away
N Neutral

William & Mary

Through Games Of March 5, 2016

Average RPI Win:	245	WON-LOST	WINNING	LAST 10	STRENGTH OF	OPP. STRENGTH	TEAM	ADJ.	CONF.	ADJ CONF.
Average RPI Loss:	125	RECORD	PCT. RANK	GAMES	SCHEDULE	OF SCHEDULE	RPI	RPI	RPI	RPI
DIV. I ONLY	15- 14	160	3- 7	282	153	203	203	12	12	
DIV. I NON-CONF.	9- 2	37	0- 0	335	307	133	133	10	10	
TOTALS	RPI 1-25	RPI 26-50	W-L RECORDS	RPI 51-100	RPI 101-150	RPI 150+				
15- 14	0- 0	1- 1	OVERALL	0- 7	0- 0	14- 6				
9- 5	0- 0	1- 0	HOME	0- 3	0- 0	8- 2				
6- 9	0- 0	0- 0	AWAY	0- 0	0- 0	6- 2				
0- 0	0- 0	0- 0	NEUTRAL	0- 0	0- 0	0- 0				
9- 2	0- 0	0- 0	NON-CONFERENCE	0- 1	0- 0	9- 1				
5- 0	0- 0	0- 0	HOME	0- 0	0- 0	5- 0				
4- 2	0- 0	0- 0	AWAY	0- 1	0- 0	4- 1				
0- 0	0- 0	0- 0	NEUTRAL	0- 0	0- 0	0- 0				
6- 12	0- 0	1- 1	CONFERENCE	0- 6	0- 0	5- 5				
4- 5	0- 0	1- 0	HOME	0- 3	0- 0	3- 2				
2- 7	0- 0	0- 1	AWAY	0- 3	0- 0	2- 3				
0- 0	0- 0	0- 0	NEUTRAL	0- 0	0- 0	0- 0				

RPI S	Opponent	Score	RPI S	Opponent	Score	RPI S	Opponent	Score	RPI S	Opponent	Score	Team's RPI: 203
36	A James Madison	63 83	36	H James Madison	65 59	65	A Hofstra	45 75	154	H Old Dominion	75 64	
						65	H Hofstra	53 61	160	A Northeastern	68 69	
						71	A VCU	47 73	160	H Northeastern	69 62	
						79	A Drexel	53 69	163	A Delaware	63 67	
						79	H Drexel	50 67	163	H Delaware	53 69	
						88	A Elon	51 73	186	H Grambling	74 55	
						88	H Elon	64 74	196	A Richmond	50 56	
									223	A Col. of Charleston	66 40	
									223	H Col. of Charleston	51 55	
									230	A Loyola Maryland	62 61	
									258	A Clemson	58 41	
									269	A UNCW	44 59	
									269	H UNCW	77 65	
									276	H American	62 51	
									293	A Towson	73 54	
									293	H Towson	78 65	
									305	H Wofford	75 55	
									318	A Mt. St. Mary's	76 74	
									322	A Delaware St.	65 59	
									347	H Norfolk St.	67 47	
LAST 12 Division I GAMES:												
88	H Elon	64 74	65	H Hofstra	53 61							
79	A Drexel	53 69	269	A UNCW	44 59							
293	H Towson	78 65	88	A Elon	51 73							
223	A Col. of Charleston	66 40	160	H Northeastern	69 62							
36	A James Madison	63 83	223	H Col. of Charleston	51 55							
163	H Delaware	53 69	163	A Delaware	63 67							

Non-Div I Games:

William & Mary

Loss, Non-Conf, S Site, H Home A Away N Neutral

Average RPI Win:	276	WON-LOST	WINNING	LAST 10	STRENGTH OF	OPP. STRENGTH	TEAM	ADJ.	CONF.	ADJ CONF.
Average RPI Loss:	179	RECORD	PCT. RANK	GAMES	SCHEDULE	OF SCHEDULE	RPI	RPI	RPI	RPI
DIV. I ONLY	4- 25	331	1- 9	179	261	326	326	26	26	
DIV. I NON-CONF.	1- 8	320	0- 0	55	52	248	248	29	29	
TOTALS	RPI 1-25	RPI 26-50	W-L RECORDS	RPI 51-100	RPI 101-150	RPI 150+				
4- 25	0- 1	0- 3	OVERALL	0- 1	0- 5	4- 15				
4- 7	0- 0	0- 0	HOME	0- 0	0- 2	4- 5				
0- 17	0- 1	0- 2	AWAY	0- 1	0- 3	0- 10				
0- 1	0- 0	0- 1	NEUTRAL	0- 0	0- 0	0- 0				
1- 8	0- 1	0- 3	NON-CONFERENCE	0- 1	0- 1	1- 2				
1- 0	0- 0	0- 0	HOME	0- 0	0- 0	1- 0				
0- 7	0- 1	0- 2	AWAY	0- 1	0- 1	0- 2				
0- 1	0- 0	0- 1	NEUTRAL	0- 0	0- 0	0- 0				
3- 17	0- 0	0- 0	CONFERENCE	0- 0	0- 4	3- 13				
3- 7	0- 0	0- 0	HOME	0- 0	0- 2	3- 5				
0- 10	0- 0	0- 0	AWAY	0- 0	0- 2	0- 8				
0- 0	0- 0	0- 0	NEUTRAL	0- 0	0- 0	0- 0				

RPI 1-25				RPI 26-50				RPI 51-100				RPI 101+ Team's RPI: 326			
RPI	S	Opponent	Score	RPI	S	Opponent	Score	RPI	S	Opponent	Score	RPI	S	Opponent	Score
3	A	South Carolina	37 86	29	A	Oklahoma	48 78	56	A	Auburn	33 76	122	A	Akron	59 76
				42	N	Ohio	54 75					127	A	Liberty	61 77
				50	A	Duke	50 78					127	H	Liberty	42 59
												132	A	UNC Asheville	55 63
												132	H	UNC Asheville	59 67
												173	A	Radford	44 66
												173	H	Radford	38 67
												206	A	Gardner-Webb	52 70
												206	H	Gardner-Webb	81 62
												208	A	Presbyterian	44 77
												208	H	Presbyterian	48 59
												215	A	Furman	52 71
												223	A	Col. of Charleston	63 77
												252	A	High Point	60 80
												252	H	High Point	67 74
												268	A	Campbell	56 69
												268	H	Campbell	50 49
												283	A	Coastal Caro.	59 76
												283	H	Coastal Caro.	52 43
												294	A	Charleston So.	51 54
												294	H	Charleston So.	50 58
												309	A	Longwood	60 67
												309	H	Longwood	60 63
												348	H	N.C. Central	62 39
LAST 12 Division I GAMES:															
283	A	Coastal Caro.	59 76	283	H	Coastal Caro.	52 43								
127	H	Liberty	42 59	206	A	Gardner-Webb	52 70								
208	A	Presbyterian	44 77	132	H	UNC Asheville	59 67								
173	H	Radford	38 67	294	H	Charleston So.	50 58								
252	A	High Point	60 80	309	A	Longwood	60 67								
268	A	Campbell	56 69	268	H	Campbell	50 49								

Non-Div I Games:

Winthrop

■ Loss,
■ Non-Conf,
■ S Site,
■ H Home
■ A Away
N Neutral

Average RPI Win:	140	WON-LOST	WINNING	LAST 10	STRENGTH OF	OPP. STRENGTH	TEAM	ADJ.	CONF.	ADJ CONF.
Average RPI Loss:	76	RECORD	PCT. RANK	GAMES	SCHEDULE	OF SCHEDULE	RPI	RPI	RPI	RPI
DIV. I ONLY	7- 22	297	1- 9	32	25	195	195	5	5	
DIV. I NON-CONF.	4- 6	201	0- 0	93	75	166	166	4	4	
TOTALS	RPI 1-25	RPI 26-50	W-L RECORDS	RPI 51-100	RPI 101-150	RPI 150+				
7- 22	0- 7	1- 1	OVERALL	1- 9	2- 2	3- 3				
5- 9	0- 4	1- 0	HOME	1- 3	1- 1	2- 1				
1- 12	0- 3	0- 1	AWAY	0- 6	1- 0	0- 2				
1- 1	0- 0	0- 0	NEUTRAL	0- 0	0- 1	1- 0				
4- 6	0- 2	0- 0	NON-CONFERENCE	0- 3	1- 0	3- 1				
2- 3	0- 2	0- 0	HOME	0- 1	0- 0	2- 0				
1- 3	0- 0	0- 0	AWAY	0- 2	1- 0	0- 1				
1- 0	0- 0	0- 0	NEUTRAL	0- 0	0- 0	1- 0				
3- 16	0- 5	1- 1	CONFERENCE	1- 6	1- 2	0- 2				
3- 6	0- 2	1- 0	HOME	1- 2	1- 1	0- 1				
0- 9	0- 3	0- 1	AWAY	0- 4	0- 0	0- 1				
0- 1	0- 0	0- 0	NEUTRAL	0- 0	0- 1	0- 0				

RPI	S	Opponent	Score	RPI	S	Opponent	Score	RPI	S	Opponent	Score	RPI	S	Opponent	Score	Team's RPI: 195
6	A	Ohio St.	61 87	45	A	Indiana	57 67	52	A	Rutgers	41 61	101	H	Northwestern	53 71	
10	A	Maryland	77 83	45	H	Indiana	73 69	58	H	Iowa	54 57	101	N	Northwestern	72 76	
10	H	Maryland	65 90					63	A	Purdue	48 68	130	H	Penn St.	82 62	
17	A	Michigan St.	67 77					63	H	Purdue	64 57	138	A	Wake Forest	64 51	
17	H	Michigan St.	54 77					75	A	Michigan	65 82	163	N	Delaware	54 52	
23	H	Green Bay	58 72					80	H	Minnesota	77 84	179	A	Illinois	65 71	
24	H	Florida	75 91					83	A	Dayton	64 87	179	H	Illinois	56 76	
								92	A	Marquette	61 77	183	H	Louisiana Tech	79 65	
								96	A	Nebraska	62 75	255	A	San Diego St.	57 63	
								100	H	Drake	70 89	259	H	Northern Ill.	89 62	
LAST 12 Division I GAMES:																
101	N	Northwestern	72 76	75	A	Michigan	65 82									
63	A	Purdue	48 68	63	H	Purdue	64 57									
10	A	Maryland	77 83	6	A	Ohio St.	61 87									
101	H	Northwestern	53 71	17	H	Michigan St.	54 77									
179	H	Illinois	56 76	96	A	Nebraska	62 75									
45	A	Indiana	57 67	80	H	Minnesota	77 84									

Non-Div I Games:

Wisconsin

■ Loss,
 ■ Non-Conf,
 ■ S Site,
 ■ H Home
 ■ A Away
 N Neutral

Wofford

Through Games Of March 5, 2016

Average RPI Win:	288	WON-LOST	WINNING	LAST 10	STRENGTH OF	OPP. STRENGTH	TEAM	ADJ.	CONF.	ADJ CONF.
Average RPI Loss:	167	RECORD	PCT. RANK	GAMES	SCHEDULE	OF SCHEDULE	RPI	RPI	RPI	RPI
DIV. I ONLY	7- 20	294	2- 8	235	287	305	305	17	17	
DIV. I NON-CONF.	4- 8	234	0- 0	251	349	285	285	15	15	
TOTALS	RPI 1-25	RPI 26-50	W-L RECORDS	RPI 51-100	RPI 101-150	RPI 150+				
7- 20	0- 0	0- 2	OVERALL	0- 1	0- 7	7- 10				
6- 6	0- 0	0- 1	HOME	0- 0	0- 3	6- 2				
1- 13	0- 0	0- 1	AWAY	0- 1	0- 3	1- 8				
0- 1	0- 0	0- 0	NEUTRAL	0- 0	0- 1	0- 0				
4- 8	0- 0	0- 0	NON-CONFERENCE	0- 1	0- 2	4- 5				
4- 1	0- 0	0- 0	HOME	0- 0	0- 1	4- 0				
0- 7	0- 0	0- 0	AWAY	0- 1	0- 1	0- 5				
0- 0	0- 0	0- 0	NEUTRAL	0- 0	0- 0	0- 0				
3- 12	0- 0	0- 2	CONFERENCE	0- 0	0- 5	3- 5				
2- 5	0- 0	0- 1	HOME	0- 0	0- 2	2- 2				
1- 6	0- 0	0- 1	AWAY	0- 0	0- 2	1- 3				
0- 1	0- 0	0- 0	NEUTRAL	0- 0	0- 1	0- 0				

RPI 1-25				RPI 26-50				RPI 51-100				RPI 101+				Team's RPI: 305	
RPI	S	Opponent	Score	RPI	S	Opponent	Score	RPI	S	Opponent	Score	RPI	S	Opponent	Score		
				41	A	Chattanooga	48 65	80	A	Minnesota	54 98	111	A	Samford	48 50		
				41	H	Chattanooga	40 53					111	H	Samford	39 58		
												111	N	Samford	43 63		
												112	A	Mercer	32 80		
												112	H	Mercer	61 70		
												120	A	Virginia Tech	42 73		
												132	H	UNC Asheville	63 70		
												166	A	ETSU	69 70		
												166	H	ETSU	54 70		
												173	H	Radford	79 70		
												203	A	William & Mary	55 75		
												206	A	Gardner-Webb	61 64		
												215	A	Furman	64 70		
												215	H	Furman	61 70		
												283	A	Coastal Caro.	69 83		
												286	H	Kennesaw St.	70 59		
												294	A	Charleston So.	64 74		
												296	H	Jacksonville St.	66 54		
												300	A	Western Caro.	72 74		
												300	H	Western Caro.	72 71		
												307	A	UNCG	58 56		
												307	H	UNCG	104 64		
												312	A	South Carolina St.	47 60		
												348	H	N.C. Central	60 37		
LAST 12 Division I GAMES:																	
				111	N	Samford	43 63	41	A	Chattanooga	48 65						
				111	A	Samford	48 50	166	A	ETSU	69 70						
				112	A	Mercer	32 80	111	H	Samford	39 58						
				307	H	UNCG	104 64	112	H	Mercer	61 70						
				300	H	Western Caro.	72 71	300	A	Western Caro.	72 74						
				215	A	Furman	64 70	307	A	UNCG	58 56						

Non-Div I Games: Montreat 83 48 Bluefield Col. 69 58

Wofford

Loss, Non-Conf, S Site, H Home A Away N Neutral

Average RPI Win:	224	WON-LOST	WINNING	LAST 10	STRENGTH OF	OPP. STRENGTH	TEAM	ADJ.	CONF.	ADJ CONF.
Average RPI Loss:	81	RECORD	PCT. RANK	GAMES	SCHEDULE	OF SCHEDULE	RPI	RPI	RPI	RPI
DIV. I ONLY	19- 9	74	6- 4	187	123	106	106	14	14	
DIV. I NON-CONF.	8- 3	77	0- 0	277	82	134	134	16	16	
TOTALS	RPI 1-25	RPI 26-50	W-L RECORDS	RPI 51-100	RPI 101-150	RPI 150+				
19- 9	0- 2	1- 2	OVERALL	0- 1	3- 4	15- 0				
9- 4	0- 1	0- 1	HOME	0- 0	1- 2	8- 0				
8- 4	0- 1	0- 1	AWAY	0- 0	2- 2	6- 0				
2- 1	0- 0	1- 0	NEUTRAL	0- 1	0- 0	1- 0				
8- 3	0- 0	1- 2	NON-CONFERENCE	0- 1	0- 0	7- 0				
4- 1	0- 0	0- 1	HOME	0- 0	0- 0	4- 0				
2- 1	0- 0	0- 1	AWAY	0- 0	0- 0	2- 0				
2- 1	0- 0	1- 0	NEUTRAL	0- 1	0- 0	1- 0				
11- 6	0- 2	0- 0	CONFERENCE	0- 0	3- 4	8- 0				
5- 3	0- 1	0- 0	HOME	0- 0	1- 2	4- 0				
6- 3	0- 1	0- 0	AWAY	0- 0	2- 2	4- 0				
0- 0	0- 0	0- 0	NEUTRAL	0- 0	0- 0	0- 0				

RPI 1-25				RPI 26-50				RPI 51-100				RPI 101+ Team's RPI: 106			
RPI	S	Opponent	Score	RPI	S	Opponent	Score	RPI	S	Opponent	Score	RPI	S	Opponent	Score
23	A	Green Bay	55 70	27	A	Miami (FL)	67 80	58	N	Iowa	77 83	126	A	Youngstown St.	69 72
23	H	Green Bay	58 63	33	N	George Washington	77 71					142	A	Detroit	89 71
				39	H	Georgia	57 63					142	H	Detroit	93 95
												146	A	Milwaukee	57 68
												146	H	Milwaukee	60 82
												149	A	Northern Ky.	76 65
												149	H	Northern Ky.	66 61
												178	A	Eastern Ky.	71 69
												181	H	Butler	66 53
												202	A	Oakland	77 72
												202	H	Oakland	79 63
												240	A	Valparaiso	65 54
												240	H	Valparaiso	80 63
												249	A	Ill.-Chicago	80 72
												249	H	Ill.-Chicago	73 62
												261	A	Cleveland St.	93 65
												261	H	Cleveland St.	81 64
												270	H	Austin Peay	77 56
												285	N	Houston	75 61
												317	H	Southeastern La.	106 72
												319	A	Kent St.	73 68
												335	H	Lipscomb	92 65
LAST 12 Division I GAMES:															
261	H	Cleveland St.	81 64	249	A	Ill.-Chicago	80 72								
146	A	Milwaukee	57 68	240	A	Valparaiso	65 54								
23	A	Green Bay	55 70	261	A	Cleveland St.	93 65								
142	H	Detroit	93 95	126	A	Youngstown St.	69 72								
202	H	Oakland	79 63	23	H	Green Bay	58 63								
149	A	Northern Ky.	76 65	146	H	Milwaukee	60 82								

Non-Div I Games: Mt. St. Joseph 117 26 Cincinnati Christia107 44

Wright St.

Loss, Non-Conf, S Site, H Home A Away N Neutral

Wyoming

Through Games Of March 5, 2016

Average RPI Win:	246	WON-LOST	WINNING	LAST 10	STRENGTH OF	OPP. STRENGTH	TEAM	ADJ.	CONF.	ADJ CONF.
Average RPI Loss:	161	RECORD	PCT. RANK	GAMES	SCHEDULE	OF SCHEDULE	RPI	RPI	RPI	RPI
DIV. I ONLY	12- 15	209	3- 7	253	228	243	243	20	20	
DIV. I NON-CONF.	6- 3	99	0- 0	221	267	130	130	20	20	
TOTALS	RPI 1-25	RPI 26-50	W-L RECORDS	RPI 51-100	RPI 101-150	RPI 150+				
12- 15	0- 0	0- 3	OVERALL	0- 0	1- 5	11- 7				
9- 5	0- 0	0- 2	HOME	0- 0	1- 1	8- 2				
3- 10	0- 0	0- 1	AWAY	0- 0	0- 4	3- 5				
0- 0	0- 0	0- 0	NEUTRAL	0- 0	0- 0	0- 0				
6- 3	0- 0	0- 1	NON-CONFERENCE	0- 0	0- 2	6- 0				
4- 1	0- 0	0- 1	HOME	0- 0	0- 0	4- 0				
2- 2	0- 0	0- 0	AWAY	0- 0	0- 2	2- 0				
0- 0	0- 0	0- 0	NEUTRAL	0- 0	0- 0	0- 0				
6- 12	0- 0	0- 2	CONFERENCE	0- 0	1- 3	5- 7				
5- 4	0- 0	0- 1	HOME	0- 0	1- 1	4- 2				
1- 8	0- 0	0- 1	AWAY	0- 0	0- 2	1- 5				
0- 0	0- 0	0- 0	NEUTRAL	0- 0	0- 0	0- 0				

RPI 1-25				RPI 26-50				RPI 51-100				RPI 101+ Team's RPI: 243			
RPI	S	Opponent	Score	RPI	S	Opponent	Score	RPI	S	Opponent	Score	RPI	S	Opponent	Score
				46	A	Colorado St.	42 63					110	A	Gonzaga	57 61
				46	H	Colorado St.	57 62					118	A	Fresno St.	52 64
				48	H	St. Mary's (CA)	64 70					118	H	Fresno St.	42 49
												136	A	Idaho	57 61
												150	A	Boise St.	49 58
												150	H	Boise St.	82 58
												151	H	Montana St.	75 69
												162	H	Montana	68 61
												176	H	New Mexico	66 48
												193	A	San Jose St.	51 65
												193	H	San Jose St.	66 67
												199	H	Colorado	77 68
												204	A	UNLV	37 66
												204	H	UNLV	80 57
												225	A	Utah St.	75 84
												255	A	San Diego St.	40 53
												255	H	San Diego St.	77 84
												267	H	UC Santa Barbara	76 67
												301	A	Denver	75 64
												321	A	Nevada	65 68
												321	H	Nevada	68 53
												340	A	Cal St. Fullerton	61 56
												341	A	Air Force	67 45
												341	H	Air Force	84 56
LAST 12 Division I GAMES:															
				193	A	San Jose St.	51 65					225	A	Utah St.	75 84
				204	H	UNLV	80 57					341	H	Air Force	84 56
				255	A	San Diego St.	40 53					46	A	Colorado St.	42 63
				46	H	Colorado St.	57 62					118	H	Fresno St.	42 49
				118	A	Fresno St.	52 64					150	A	Boise St.	49 58
				150	H	Boise St.	82 58					321	A	Nevada	65 68

Non-Div I Games: Chadron St. 81 53

Wyoming

■ Loss,
 ■ Non-Conf, S Site,
 ■ Home
 ■ Away
 N Neutral

Average RPI Win:	217	WON-LOST	WINNING	LAST 10	STRENGTH OF	OPP. STRENGTH	TEAM	ADJ.	CONF.	ADJ CONF.
Average RPI Loss:	69	RECORD	PCT. RANK	GAMES	SCHEDULE	OF SCHEDULE	RPI	RPI	RPI	RPI
DIV. I ONLY	17- 13	138	3- 7	218	80	167	167	6	6	
DIV. I NON-CONF.	9- 2	37	0- 0	333	261	182	182	6	6	
TOTALS	RPI 1-25	RPI 26-50	W-L RECORDS	RPI 51-100	RPI 101-150	RPI 150+				
17- 13	0- 2	1- 3	OVERALL	2- 6	1- 1	13- 1				
15- 4	0- 1	1- 1	HOME	2- 2	1- 0	11- 0				
2- 8	0- 0	0- 0	AWAY	0- 0	0- 0	2- 0				
0- 1	0- 0	0- 0	NEUTRAL	0- 0	0- 0	0- 1				
9- 2	0- 0	0- 0	NON-CONFERENCE	0- 2	0- 0	9- 0				
9- 1	0- 0	0- 0	HOME	0- 1	0- 0	9- 0				
0- 1	0- 0	0- 0	AWAY	0- 1	0- 0	0- 0				
0- 0	0- 0	0- 0	NEUTRAL	0- 0	0- 0	0- 0				
8- 11	0- 2	1- 3	CONFERENCE	2- 4	1- 1	4- 1				
6- 3	0- 1	1- 1	HOME	2- 1	1- 0	2- 0				
2- 7	0- 1	0- 2	AWAY	0- 3	0- 1	2- 0				
0- 1	0- 0	0- 0	NEUTRAL	0- 0	0- 0	0- 1				

RPI	S	Opponent	Score	RPI	S	Opponent	Score	RPI	S	Opponent	Score	RPI	S	Opponent	Score	Team's RPI: 167
19	A	DePaul	52 82	37	A	Seton Hall	66 82	54	A	St. John's (NY)	41 57	128	A	Creighton	47 74	
19	H	DePaul	53 70	37	H	Seton Hall	67 72	54	H	St. John's (NY)	56 69	128	H	Creighton	57 55	
				44	A	Villanova	55 58	67	H	Middle Tenn.	53 62	173	H	Radford	63 56	
				44	H	Villanova	74 67	75	A	Michigan	54 92	181	A	Butler	73 63	
								91	A	Georgetown	51 63	181	H	Butler	55 47	
								91	H	Georgetown	59 54	181	N	Butler	47 48	
								92	A	Marquette	69 74	219	H	Binghamton	64 55	
								92	H	Marquette	71 66	237	H	Cincinnati	65 56	
												264	A	Providence	62 54	
												264	H	Providence	72 47	
												274	H	UMES	61 56	
												280	H	Tennessee Tech	64 47	
												286	H	Kennesaw St.	62 59	
												317	H	Southeastern La.	67 27	
												330	H	Evansville	65 57	
												332	H	Howard	70 47	
LAST 12 Division I GAMES:																
181	N	Butler	47 48	19	A	DePaul	52 82									
91	A	Georgetown	51 63	128	H	Creighton	57 55									
44	A	Villanova	55 58	264	H	Providence	72 47									
37	H	Seton Hall	67 72	181	H	Butler	55 47									
54	H	St. John's (NY)	56 69	54	A	St. John's (NY)	41 57									
92	A	Marquette	69 74	37	A	Seton Hall	66 82									

Non-Div I Games:

Xavier

Average RPI Win:	232	WON-LOST	WINNING	LAST 10	STRENGTH OF	OPP. STRENGTH	TEAM	ADJ.	CONF.	ADJ CONF.
Average RPI Loss:	91	RECORD	PCT. RANK	GAMES	SCHEDULE	OF SCHEDULE	RPI	RPI	RPI	RPI
DIV. I ONLY	13- 17	214	3- 7	74	162	157	157	10	10	
DIV. I NON-CONF.	8- 8	160	0- 0	103	204	146	146	12	12	
TOTALS	RPI 1-25	RPI 26-50	W-L RECORDS	RPI 51-100	RPI 101-150	RPI 150+				
13- 17	0- 1	0- 5	OVERALL	0- 6	1- 1	12- 4				
9- 5	0- 0	0- 2	HOME	0- 2	0- 0	9- 1				
2- 11	0- 0	0- 3	AWAY	0- 4	0- 1	2- 3				
2- 1	0- 1	0- 0	NEUTRAL	0- 0	1- 0	1- 0				
8- 8	0- 1	0- 1	NON-CONFERENCE	0- 4	1- 1	7- 1				
6- 1	0- 0	0- 0	HOME	0- 1	0- 0	6- 0				
0- 6	0- 0	0- 1	AWAY	0- 3	0- 1	0- 1				
2- 1	0- 1	0- 0	NEUTRAL	0- 0	1- 0	1- 0				
5- 9	0- 0	0- 4	CONFERENCE	0- 2	0- 0	5- 3				
3- 4	0- 0	0- 2	HOME	0- 1	0- 0	3- 1				
2- 5	0- 0	0- 2	AWAY	0- 1	0- 0	2- 2				
0- 0	0- 0	0- 0	NEUTRAL	0- 0	0- 0	0- 0				

RPI 1-25			RPI 26-50			RPI 51-100			RPI 101+ Team's RPI: 157		
RPI	S	Opponent	Score	RPI	S	Opponent	Score	RPI	S	Opponent	Score
21	N	West Virginia	60 70	32	A	Princeton	50 65	51	A	Albany (NY)	70 74
				32	H	Princeton	81 94	54	A	St. John's (NY)	56 69
				35	A	Penn	49 68	66	H	Army West Point	61 65
				35	H	Penn	59 77	83	A	Dayton	75 81
				45	A	Indiana	60 76	95	A	Harvard	63 65
								95	H	Harvard	69 72
LAST 12 Division I GAMES:											
248	H	Columbia	67 49	95	H	Harvard	69 72	214	H	Dartmouth	63 68
170	H	Cornell	56 38	214	H	Dartmouth	63 68	170	A	Cornell	63 74
214	A	Dartmouth	65 62	95	A	Harvard	63 65	248	A	Columbia	71 77
95	A	Harvard	63 65	35	H	Penn	59 77	32	A	Princeton	50 65
35	H	Penn	59 77	32	H	Princeton	81 94	35	A	Penn	49 68

Non-Div I Games: Albertus Magnus 67 34

Yale

■ Loss,
 ■ Non-Conf,
 ■ S Site,
 ■ H Home
 ■ A Away
 N Neutral

Average RPI Win:	202	WON-LOST	WINNING	LAST 10	STRENGTH OF	OPP. STRENGTH	TEAM	ADJ.	CONF.	ADJ CONF.
Average RPI Loss:	150	RECORD	PCT. RANK	GAMES	SCHEDULE	OF SCHEDULE	RPI	RPI	RPI	RPI
DIV. I ONLY	16- 10	106	5- 5	167	181	126	126	14	14	
DIV. I NON-CONF.	7- 2	57	0- 0	242	271	93	93	16	16	
TOTALS	RPI 1-25	RPI 26-50	W-L RECORDS	RPI 51-100	RPI 101-150	RPI 150+				
16- 10	0- 2	0- 0	OVERALL	1- 0	4- 5	11- 3				
10- 4	0- 1	0- 0	HOME	0- 0	2- 2	8- 1				
6- 6	0- 1	0- 0	AWAY	1- 0	2- 3	3- 2				
0- 0	0- 0	0- 0	NEUTRAL	0- 0	0- 0	0- 0				
7- 2	0- 0	0- 0	NON-CONFERENCE	1- 0	0- 2	6- 0				
5- 0	0- 0	0- 0	HOME	0- 0	0- 0	5- 0				
2- 2	0- 0	0- 0	AWAY	1- 0	0- 2	1- 0				
0- 0	0- 0	0- 0	NEUTRAL	0- 0	0- 0	0- 0				
9- 8	0- 2	0- 0	CONFERENCE	0- 0	4- 3	5- 3				
5- 4	0- 1	0- 0	HOME	0- 0	2- 2	3- 1				
4- 4	0- 1	0- 0	AWAY	0- 0	2- 1	2- 2				
0- 0	0- 0	0- 0	NEUTRAL	0- 0	0- 0	0- 0				

RPI	S	Opponent	Score	RPI	S	Opponent	Score	RPI	S	Opponent	Score	RPI	S	Opponent	Score	Team's RPI: 126
23	A	Green Bay	35 69					89	A	Bucknell	55 47	106	H	Wright St.	72 69	
23	H	Green Bay	60 68									122	A	Akron	49 74	
												130	A	Penn St.	51 68	
												142	A	Detroit	72 70	
												142	H	Detroit	68 69	
												146	A	Milwaukee	70 62	
												146	H	Milwaukee	69 67	
												149	A	Northern Ky.	59 70	
												149	H	Northern Ky.	77 88	
												173	H	Radford	54 53	
												202	A	Oakland	96 77	
												202	H	Oakland	67 63	
												209	H	Robert Morris	55 46	
												222	H	Canisius	53 51	
												240	A	Valparaiso	60 65	
												240	H	Valparaiso	87 66	
												249	A	Ill.-Chicago	69 64	
												249	H	Ill.-Chicago	62 41	
												256	H	Tennessee St.	69 58	
												261	A	Cleveland St.	68 75	
												261	H	Cleveland St.	43 53	
												289	A	Niagara	71 54	
												319	H	Kent St.	91 61	
LAST 12 Division I GAMES:																
149	A	Northern Ky.	59 70	142	H	Detroit	68 69									
249	H	Ill.-Chicago	62 41	202	H	Oakland	67 63									
240	H	Valparaiso	87 66	149	H	Northern Ky.	77 88									
261	H	Cleveland St.	43 53	106	H	Wright St.	72 69									
146	A	Milwaukee	70 62	240	A	Valparaiso	60 65									
23	A	Green Bay	35 69	249	A	Ill.-Chicago	69 64									

Non-Div I Games: Lake Erie 89 61 Salem Int'l 80 40

Youngstown St.

Loss, Non-Conf, S Site, H Home A Away N Neutral