

Average RPI Win:	287	WON-LOST	WINNING	LAST 10	STRENGTH OF	OPP. STRENGTH	TEAM	ADJ.	CONF.	ADJ CONF.
Average RPI Loss:	194	RECORD	PCT. RANK	GAMES	SCHEDULE	OF SCHEDULE	RPI	RPI	RPI	RPI
DIV. I ONLY	8- 18	277	4- 6	304	306	317	317	26	26	
DIV. I NON-CONF.	2- 7	280	0- 0	216	323	319	319	26	26	
TOTALS	RPI 1-25	RPI 26-50	W-L RECORDS	RPI 51-100	RPI 101-150	RPI 150+				
8- 18	0- 0	0- 0	OVERALL	0- 2	0- 2	8- 14				
6- 9	0- 0	0- 0	HOME	0- 1	0- 1	6- 7				
2- 8	0- 0	0- 0	AWAY	0- 0	0- 1	2- 7				
0- 1	0- 0	0- 0	NEUTRAL	0- 1	0- 0	0- 0				
2- 7	0- 0	0- 0	NON-CONFERENCE	0- 1	0- 0	2- 6				
2- 4	0- 0	0- 0	HOME	0- 0	0- 0	2- 4				
0- 2	0- 0	0- 0	AWAY	0- 0	0- 0	0- 2				
0- 1	0- 0	0- 0	NEUTRAL	0- 1	0- 0	0- 0				
6- 11	0- 0	0- 0	CONFERENCE	0- 1	0- 2	6- 8				
4- 5	0- 0	0- 0	HOME	0- 1	0- 1	4- 3				
2- 6	0- 0	0- 0	AWAY	0- 0	0- 1	2- 5				
0- 0	0- 0	0- 0	NEUTRAL	0- 0	0- 0	0- 0				

RPI S	Opponent	Score	RPI S	Opponent	Score	RPI S	Opponent	Score	RPI S	Opponent	Score	Team's RPI: 317
						74 H	Abilene Christian	65 71	108 H	Central Ark.	55 66	
						96 N	New Mexico St.	51 70	117 A	Northwestern St.	43 60	
									152 A	McNeese St.	51 72	
									153 H	East Carolina	46 82	
									159 A	Fordham	49 67	
									190 H	Cal Poly	45 56	
									202 H	UNLV	51 65	
									204 A	SFA	59 72	
									204 H	SFA	66 71	
									212 H	UTRGV	49 46	
									224 A	Sam Houston St.	57 75	
									224 H	Sam Houston St.	81 71	
									225 H	Rice	60 55	
									243 A	Houston Baptist	51 55	
									243 H	Houston Baptist	59 73	
									248 A	Texas Southern	43 51	
									285 H	Houston	73 76	
									288 A	Lamar	70 75	
									303 H	Nicholls St.	62 64	
									312 H	Southeastern La.	69 67	
									329 A	Incarnate Word	57 56	
									329 H	Incarnate Word	69 55	
									332 A	New Orleans	75 64	
									332 H	New Orleans	73 59	

LAST 12 Division I GAMES:

243 A	Houston Baptist	51 55	224 H	Sam Houston St.	81 71
224 A	Sam Houston St.	57 75	243 H	Houston Baptist	59 73
329 H	Incarnate Word	69 55	204 H	SFA	66 71
74 H	Abilene Christian	65 71	329 A	Incarnate Word	57 56
204 A	SFA	59 72	332 H	New Orleans	73 59
332 A	New Orleans	75 64	312 H	Southeastern La.	69 67

Non-Div I Games: Western N.M. 57 42 Angelo St. 80 85

A&M-Corpus Christi

Loss, Non-Conf, S Site, H Home A Away N Neutral

Average RPI Win: 235		WON-LOST	WINNING	LAST 10	STRENGTH OF	OPP. STRENGTH	TEAM	ADJ.	CONF.	ADJ CONF.
Average RPI Loss: 156		RECORD	PCT. RANK	GAMES	SCHEDULE	OF SCHEDULE	RPI	RPI	RPI	RPI
DIV. I ONLY		21- 3	12	9- 1	311	241	74	74	26	26
DIV. I NON-CONF.		5- 2	86	0- 0	92	116	37	37	26	26
TOTALS	RPI 1-25		RPI 26-50		W-L RECORDS		RPI 51-100		RPI 101-150	RPI 150+
21- 3	0- 0		0- 1		OVERALL		1- 0		3- 1	17- 1
9- 0	0- 0		0- 0		HOME		0- 0		1- 0	8- 0
10- 3	0- 0		0- 1		AWAY		0- 0		2- 1	8- 1
2- 0	0- 0		0- 0		NEUTRAL		1- 0		0- 0	1- 0
5- 2	0- 0		0- 1		NON-CONFERENCE		1- 0		1- 1	3- 0
1- 0	0- 0		0- 0		HOME		0- 0		0- 0	1- 0
2- 2	0- 0		0- 1		AWAY		0- 0		1- 1	1- 0
2- 0	0- 0		0- 0		NEUTRAL		1- 0		0- 0	1- 0
16- 1	0- 0		0- 0		CONFERENCE		0- 0		2- 0	14- 1
8- 0	0- 0		0- 0		HOME		0- 0		1- 0	7- 0
8- 1	0- 0		0- 0		AWAY		0- 0		1- 0	7- 1
0- 0	0- 0		0- 0		NEUTRAL		0- 0		0- 0	0- 0

[illegible]

Non-Div I Games:	Southwest (NM)	91	39	Schreiner	79	51	Wayland Baptist	96	71	Missouri Valley	96	35	Abilene Christian
------------------	----------------	----	----	-----------	----	----	-----------------	----	----	-----------------	----	----	-------------------

Loss, Non-Conf, S Site, H Home A Away N Neutral

Air Force

Through Games Of March 4, 2016

Average RPI Win:	320	WON-LOST	WINNING	LAST 10	STRENGTH OF	OPP. STRENGTH	TEAM	ADJ.	CONF.	ADJ CONF.
Average RPI Loss:	182	RECORD	PCT. RANK	GAMES	SCHEDULE	OF SCHEDULE	RPI	RPI	RPI	RPI
DIV. I ONLY	1- 28	349	1- 9	208	208	342	342	20	20	
DIV. I NON-CONF.	0- 11	338	0- 0	231	200	340	340	20	20	
TOTALS	RPI 1-25	RPI 26-50	W-L RECORDS	RPI 51-100	RPI 101-150	RPI 150+				
1- 28	0- 0	0- 2	OVERALL	0- 3	0- 4	1- 19				
1- 11	0- 0	0- 1	HOME	0- 1	0- 1	1- 8				
0- 17	0- 0	0- 1	AWAY	0- 2	0- 3	0- 11				
0- 0	0- 0	0- 0	NEUTRAL	0- 0	0- 0	0- 0				
0- 11	0- 0	0- 0	NON-CONFERENCE	0- 3	0- 1	0- 7				
0- 3	0- 0	0- 0	HOME	0- 1	0- 0	0- 2				
0- 8	0- 0	0- 0	AWAY	0- 2	0- 1	0- 5				
0- 0	0- 0	0- 0	NEUTRAL	0- 0	0- 0	0- 0				
1- 17	0- 0	0- 2	CONFERENCE	0- 0	0- 3	1- 12				
1- 8	0- 0	0- 1	HOME	0- 0	0- 1	1- 6				
0- 9	0- 0	0- 1	AWAY	0- 0	0- 2	0- 6				
0- 0	0- 0	0- 0	NEUTRAL	0- 0	0- 0	0- 0				























































RPI S	Opponent	Score	RPI S	Opponent	Score	RPI S	Opponent	Score	RPI S	Opponent	Score	Team's RPI: 342
47	A Colorado St.	71	47	H Colorado St.	81	62	A Santa Clara	68	110	A Gonzaga	88	
						72	A Vanderbilt	86	121	A Fresno St.	70	
						84	H Eastern Mich.	72	121	H Fresno St.	63	
									146	A Boise St.	61	
									170	A George Mason	69	
									172	A New Mexico	58	
									172	H New Mexico	63	
									182	A Eastern Wash.	65	
									185	A UC Davis	66	
									192	A San Jose St.	81	
									192	H San Jose St.	72	
									202	A UNLV	62	
									202	H UNLV	60	
									223	A Utah St.	64	
									223	H Utah St.	66	
									234	A Navy	64	
									241	H Grand Canyon	73	
									246	A Wyoming	84	
									246	H Wyoming	67	
									250	H San Diego St.	69	
									304	H Denver	57	
									320	A Nevada	68	
									320	H Nevada	53	
									333	A Southern Utah	75	
LAST 12 Division I GAMES:												
47	H Colorado St.	81	320	H Nevada	59	53						
223	A Utah St.	64	146	A Boise St.	48	61						
121	H Fresno St.	63	246	A Wyoming	56	84						
172	A New Mexico	58	192	H San Jose St.	49	72						
202	A UNLV	62	172	H New Mexico	33	63						
250	H San Diego St.	69	121	A Fresno St.	46	70						

Non-Div I Games:

Air Force






■ Loss,
 ■ Non-Conf,
 ■ S Site,
 ■ H Home
 ■ A Away
 N Neutral

Average RPI Win: 207	WON-LOST	WINNING	LAST 10	STRENGTH OF	OPP. STRENGTH	TEAM	ADJ.	CONF.	ADJ CONF.
Average RPI Loss: 108	RECORD	PCT. RANK	GAMES	SCHEDULE	OF SCHEDULE	RPI	RPI	RPI	RPI
DIV. I ONLY	15- 12	144	6- 4	118	131	123	123	11	11
DIV. I NON-CONF.	5- 5	160	0- 0	189	115	164	164	13	13
TOTALS	RPI 1-25	RPI 26-50	W-L RECORDS	RPI 51-100	RPI 101-150	RPI 150+			
15- 12	0- 0	0- 2	OVERALL	3- 6	4- 1	8- 3			
8- 4	0- 0	0- 1	HOME	2- 2	2- 0	4- 1			
7- 6	0- 0	0- 1	AWAY	1- 3	2- 1	4- 1			
0- 2	0- 0	0- 0	NEUTRAL	0- 1	0- 0	0- 1			
5- 5	0- 0	0- 0	NON-CONFERENCE	0- 3	2- 0	3- 2			
3- 1	0- 0	0- 0	HOME	0- 1	1- 0	2- 0			
2- 2	0- 0	0- 0	AWAY	0- 1	1- 0	1- 1			
0- 2	0- 0	0- 0	NEUTRAL	0- 1	0- 0	0- 1			
10- 7	0- 0	0- 2	CONFERENCE	3- 3	2- 1	5- 1			
5- 3	0- 0	0- 1	HOME	2- 1	1- 0	2- 1			
5- 4	0- 0	0- 1	AWAY	1- 2	1- 1	3- 0			
0- 0	0- 0	0- 0	NEUTRAL	0- 0	0- 0	0- 0			

RPI 1-25	RPI 26-50	RPI 51-100	RPI 101+ Team's RPI: 123
RPI S Opponent Score	RPI S Opponent Score	RPI S Opponent Score	RPI S Opponent Score
	41  Ohio 55  75	64  Ball St. 71  78	127  Buffalo 69 61
	41  Ohio 73  101	68  FGCU 64  82	127  Buffalo 62 49
		75  Central Mich. 60  81	129  Youngstown St. 74 49
		75  Central Mich. 77  97	134  Northern Ky. 77 75
		84  Eastern Mich. 68 65	143  Western Mich. 65  69
		84  Eastern Mich. 75 72	177  Fla. Atlantic 77  91
		85  San Diego 65  86	179 N Northern Colo. 65  78
		93 N UNI 51  59	249  Northern Ill. 58  65
		97  Toledo 81 71	254  Valparaiso 85 74
			255  Bowling Green 71 55
			277  UCF 74 54
			284  Miami (OH) 65 62
			284  Miami (OH) 77 65
			321  Kent St. 70 60
			321  Kent St. 78 66
			324  Winthrop 76 59
LAST 12 Division I GAMES:			
127  Buffalo 62 49	284  Miami (OH) 77 65		
321  Kent St. 70 60	64  Ball St. 71  78		
284  Miami (OH) 65 62	84  Eastern Mich. 75 72		
41  Ohio 73  101	41  Ohio 55  75		
321  Kent St. 78 66	75  Central Mich. 60  81		
143  Western Mich. 65  69	97  Toledo 81 71		

Non-Div I Games: Rochester College 103 37

Akron

 Loss,
  Non-Conf,
  S Site,
  H Home
  A Away
 N Neutral

Alabama

Through Games Of March 4, 2016

Average RPI Win:	206	WON-LOST	WINNING	LAST 10	STRENGTH OF	OPP. STRENGTH	TEAM	ADJ.	CONF.	ADJ CONF.
Average RPI Loss:	56	RECORD	PCT. RANK	GAMES	SCHEDULE	OF SCHEDULE	RPI	RPI	RPI	RPI
DIV. I ONLY	15- 15	165	2- 8	131	60	158	158	3	3	
DIV. I NON-CONF.	11- 2	28	0- 0	315	314	118	118	2	2	
TOTALS	RPI 1-25	RPI 26-50	W-L RECORDS	RPI 51-100	RPI 101-150	RPI 150+				
15- 15	1- 5	1- 2	OVERALL	2- 5	1- 3	10- 0				
13- 4	1- 2	1- 0	HOME	1- 2	1- 0	9- 0				
0- 10	0- 3	0- 2	AWAY	0- 3	0- 2	0- 0				
2- 1	0- 0	0- 0	NEUTRAL	1- 0	0- 1	1- 0				
11- 2	0- 0	0- 0	NON-CONFERENCE	2- 1	0- 1	9- 0				
9- 0	0- 0	0- 0	HOME	1- 0	0- 0	8- 0				
0- 2	0- 0	0- 0	AWAY	0- 1	0- 1	0- 0				
2- 0	0- 0	0- 0	NEUTRAL	1- 0	0- 0	1- 0				
4- 13	1- 5	1- 2	CONFERENCE	0- 4	1- 2	1- 0				
4- 4	1- 2	1- 0	HOME	0- 2	1- 0	1- 0				
0- 8	0- 3	0- 2	AWAY	0- 2	0- 1	0- 0				
0- 1	0- 0	0- 0	NEUTRAL	0- 0	0- 1	0- 0				

RPI 1-25				RPI 26-50				RPI 51-100				RPI 101+ Team's RPI: 158			
RPI	S	Opponent	Score	RPI	S	Opponent	Score	RPI	S	Opponent	Score	RPI	S	Opponent	Score
4	H	South Carolina	46 66	27	A	Mississippi St.	52 61	55	A	Auburn	59 72	103	A	UT Martin	65 83
12	A	Kentucky	48 73	36	H	Georgia	64 50	55	H	Auburn	55 59	122	H	LSU	62 45
18	H	Texas A&M	56 59	44	A	Missouri	52 63	61	N	Middle Tenn.	64 46	122	N	LSU	49 58
22	A	Tennessee	42 70					71	A	Georgia Tech	58 70	137	A	Arkansas	67 69
22	H	Tennessee	54 46					72	A	Vanderbilt	52 67	175	H	Ole Miss	48 37
24	A	Florida	72 80					72	H	Vanderbilt	48 54	188	H	Grambling	72 57
								94	H	Georgetown	78 66	205	N	Utah Valley	67 60
												265	H	Appalachian St.	93 59
												271	H	Georgia St.	72 56
												292	H	Alcorn	97 50
												327	H	North Florida	69 47
												335	H	Lipscomb	68 49
												346	H	Alabama A&M	96 44
												349	H	Mississippi Val.	98 35
LAST 12 Division I GAMES:															
122	N	LSU	49 58	55	H	Auburn	55 59								
27	A	Mississippi St.	52 61	175	H	Ole Miss	48 37								
22	H	Tennessee	54 46	22	A	Tennessee	42 70								
4	H	South Carolina	46 66	18	H	Texas A&M	56 59								
137	A	Arkansas	67 69	72	A	Vanderbilt	52 67								
44	A	Missouri	52 63	24	A	Florida	72 80								

Non-Div I Games:

Alabama

■ Loss,
 ■ Non-Conf,
 ■ S Site,
 ■ H Home
 ■ A Away
 N Neutral

Alabama A&M

Through Games Of March 4, 2016

Average RPI Win:	343	WON-LOST	WINNING	LAST 10	STRENGTH OF	OPP. STRENGTH	TEAM	ADJ.	CONF.	ADJ CONF.
Average RPI Loss:	219	RECORD	PCT. RANK	GAMES	SCHEDULE	OF SCHEDULE	RPI	RPI	RPI	RPI
DIV. I ONLY	3- 23	338	1- 9	312	344	346	346	31	31	
DIV. I NON-CONF.	0- 9	338	0- 0	167	258	330	330	31	31	
TOTALS	RPI 1-25	RPI 26-50	W-L RECORDS	RPI 51-100	RPI 101-150	RPI 150+				
3- 23	0- 0	0- 0	OVERALL	0- 2	0- 2	3- 19				
2- 11	0- 0	0- 0	HOME	0- 2	0- 1	2- 8				
1- 12	0- 0	0- 0	AWAY	0- 0	0- 1	1- 11				
0- 0	0- 0	0- 0	NEUTRAL	0- 0	0- 0	0- 0				
0- 9	0- 0	0- 0	NON-CONFERENCE	0- 2	0- 2	0- 5				
0- 5	0- 0	0- 0	HOME	0- 2	0- 1	0- 2				
0- 4	0- 0	0- 0	AWAY	0- 0	0- 1	0- 3				
0- 0	0- 0	0- 0	NEUTRAL	0- 0	0- 0	0- 0				
3- 14	0- 0	0- 0	CONFERENCE	0- 0	0- 0	3- 14				
2- 6	0- 0	0- 0	HOME	0- 0	0- 0	2- 6				
1- 8	0- 0	0- 0	AWAY	0- 0	0- 0	1- 8				
0- 0	0- 0	0- 0	NEUTRAL	0- 0	0- 0	0- 0				

RPI 1-25			RPI 26-50			RPI 51-100			RPI 101+ Team's RPI: 346		
RPI	S	Opponent	Score	RPI	S	Opponent	Score	RPI	S	Opponent	Score
								54	H	Saint Louis	60 91
								86	H	Belmont	28 78
										112	H Samford 30 54
										141	A Marshall 45 81
										158	A Alabama 44 96
										165	A Southern U. 38 77
										165	H Southern U. 62 68
										175	A Ole Miss 42 103
										188	A Grambling 56 75
										188	H Grambling 67 75
										232	H Southeast Mo. St. 58 69
										248	A Texas Southern 41 72
										248	H Texas Southern 38 57
										260	A Alabama St. 50 86
										260	H Alabama St. 63 77
										262	H Murray St. 59 76
										281	A Prairie View 72 93
										281	H Prairie View 52 67
										292	A Alcorn 52 68
										292	H Alcorn 64 81
										305	A Morehead St. 69 112
										311	A Jackson St. 58 59
										331	A Ark.-Pine Bluff 60 69
										331	H Ark.-Pine Bluff 78 70
										349	A Mississippi Val. 84 74
										349	H Mississippi Val. 79 68
LAST 12 Division I GAMES:											
188	H	Grambling	67 75	349	A	Mississippi Val.	84 74				
281	A	Prairie View	72 93	331	A	Ark.-Pine Bluff	60 69				
248	A	Texas Southern	41 72	248	H	Texas Southern	38 57				
165	H	Southern U.	62 68	281	H	Prairie View	52 67				
292	H	Alcorn	64 81	165	A	Southern U.	38 77				
260	H	Alabama St.	63 77	292	A	Alcorn	52 68				

Non-Div I Games: Tuskegee

66 55

Alabama A&M

■ Loss,
 ■ Non-Conf,
 ■ S Site,
 ■ H Home
 ■ A Away
 N Neutral

Average RPI Win:	294	WON-LOST	WINNING	LAST 10	STRENGTH OF	OPP. STRENGTH	TEAM	ADJ.	CONF.	ADJ CONF.
Average RPI Loss:	199	RECORD	PCT. RANK	GAMES	SCHEDULE	OF SCHEDULE	RPI	RPI	RPI	RPI
DIV. I ONLY	14- 11	141	8- 2	337	345	260	260	31	31	
DIV. I NON-CONF.	1- 7	318	0- 0	243	225	324	324	31	31	
TOTALS	RPI 1-25	RPI 26-50	W-L RECORDS	RPI 51-100	RPI 101-150	RPI 150+				
14- 11	0- 0	0- 0	OVERALL	0- 1	0- 1	14- 9				
7- 5	0- 0	0- 0	HOME	0- 0	0- 1	7- 4				
6- 5	0- 0	0- 0	AWAY	0- 1	0- 0	6- 4				
1- 1	0- 0	0- 0	NEUTRAL	0- 0	0- 0	1- 1				
1- 7	0- 0	0- 0	NON-CONFERENCE	0- 1	0- 1	1- 5				
0- 4	0- 0	0- 0	HOME	0- 0	0- 1	0- 3				
0- 2	0- 0	0- 0	AWAY	0- 1	0- 0	0- 1				
1- 1	0- 0	0- 0	NEUTRAL	0- 0	0- 0	1- 1				
13- 4	0- 0	0- 0	CONFERENCE	0- 0	0- 0	13- 4				
7- 1	0- 0	0- 0	HOME	0- 0	0- 0	7- 1				
6- 3	0- 0	0- 0	AWAY	0- 0	0- 0	6- 3				
0- 0	0- 0	0- 0	NEUTRAL	0- 0	0- 0	0- 0				

RPI 1-25				RPI 26-50				RPI 51-100				RPI 101+ Team's RPI: 260			
RPI	S	Opponent	Score	RPI	S	Opponent	Score	RPI	S	Opponent	Score	RPI	S	Opponent	Score
								71	A	Georgia Tech	54 80	112	H	Samford	35 54
												156	H	Troy	59 73
												162	A	Southern Miss.	44 65
												165	A	Southern U.	60 59
												165	H	Southern U.	55 57
												188	A	Grambling	69 89
												198	H	South Ala.	43 47
												233	N	Siena	57 53
												248	A	Texas Southern	58 48
												248	H	Texas Southern	57 51
												257	N	Tennessee St.	64 74
												281	A	Prairie View	60 63
												281	H	Prairie View	65 54
												291	H	Savannah St.	49 60
												292	A	Alcorn	52 51
												292	H	Alcorn	64 51
												311	A	Jackson St.	69 70
												311	H	Jackson St.	63 57
												331	A	Ark.-Pine Bluff	68 53
												331	H	Ark.-Pine Bluff	72 63
												346	A	Alabama A&M	77 63
												346	H	Alabama A&M	86 50
												349	A	Mississippi Val.	79 51
												349	H	Mississippi Val.	100 50
LAST 12 Division I GAMES:															
				311	H	Jackson St.	63 57					331	A	Ark.-Pine Bluff	68 53
				248	A	Texas Southern	58 48					349	A	Mississippi Val.	79 51
				281	A	Prairie View	60 63					281	H	Prairie View	65 54
				292	H	Alcorn	64 51					248	H	Texas Southern	57 51
				165	H	Southern U.	55 57					292	A	Alcorn	52 51
				346	A	Alabama A&M	77 63					165	A	Southern U.	60 59

Non-Div I Games: Mobile 71 56

Alabama St.

■ Loss,
 ■ Non-Conf,
 ■ S Site,
 ■ Home
 ■ Away
 N Neutral

Average RPI Win:	218	WON-LOST	WINNING	LAST 10	STRENGTH OF	OPP. STRENGTH	TEAM	ADJ.	CONF.	ADJ CONF.
Average RPI Loss:	54	RECORD	PCT. RANK	GAMES	SCHEDULE	OF SCHEDULE	RPI	RPI	RPI	RPI
DIV. I ONLY	24- 4	17	9- 1	225	174	50	50	16	16	
DIV. I NON-CONF.	9- 3	69	0- 0	225	92	70	70	19	19	
TOTALS	RPI 1-25	RPI 26-50	W-L RECORDS	RPI 51-100	RPI 101-150	RPI 150+				
24- 4	0- 1	0- 0	OVERALL	2- 3	0- 0	22- 0				
11- 0	0- 0	0- 0	HOME	1- 0	0- 0	10- 0				
11- 4	0- 1	0- 0	AWAY	0- 3	0- 0	11- 0				
2- 0	0- 0	0- 0	NEUTRAL	1- 0	0- 0	1- 0				
9- 3	0- 1	0- 0	NON-CONFERENCE	1- 2	0- 0	8- 0				
3- 0	0- 0	0- 0	HOME	0- 0	0- 0	3- 0				
4- 3	0- 1	0- 0	AWAY	0- 2	0- 0	4- 0				
2- 0	0- 0	0- 0	NEUTRAL	1- 0	0- 0	1- 0				
15- 1	0- 0	0- 0	CONFERENCE	1- 1	0- 0	14- 0				
8- 0	0- 0	0- 0	HOME	1- 0	0- 0	7- 0				
7- 1	0- 0	0- 0	AWAY	0- 1	0- 0	7- 0				
0- 0	0- 0	0- 0	NEUTRAL	0- 0	0- 0	0- 0				

RPI	S	Opponent	Score	RPI	S	Opponent	Score	Team's RPI: 50	RPI	S	Opponent	Score	RPI	S	Opponent	Score
22	A	Tennessee	55 63						56	A	Southern California	67 68	155	H	Yale	74 70
									67	A	Army West Point	62 65	161	A	Stony Brook	62 49
									70	A	Maine	53 65	161	H	Stony Brook	73 54
									70	H	Maine	64 59	174	A	UMBC	77 42
									97	N	Toledo	63 55	174	H	UMBC	63 39
													185	N	UC Davis	80 70
													186	A	Fairfield	62 50
													207	A	Rhode Island	67 58
													210	A	Hartford	78 41
													210	H	Hartford	84 39
													230	A	Binghamton	59 47
													230	H	Binghamton	64 58
													233	A	Siena	61 42
													237	A	New Hampshire	78 52
													237	H	New Hampshire	85 48
													261	H	Providence	71 58
													267	H	Pepperdine	64 49
													280	A	Vermont	75 40
													280	H	Vermont	72 43
													319	A	UMass Lowell	85 55
													319	H	UMass Lowell	88 57
													341	A	Boston U.	83 43
LAST 12 Division I GAMES:																
210	H	Hartford	84 39	280	A	Vermont	75 40									
319	H	UMass Lowell	88 57	174	H	UMBC	63 39									
161	A	Stony Brook	62 49	210	A	Hartford	78 41									
70	A	Maine	53 65	319	A	UMass Lowell	85 55									
237	H	New Hampshire	85 48	161	H	Stony Brook	73 54									
230	H	Binghamton	64 58	230	A	Binghamton	59 47									

Non-Div I Games:

Albany (NY)

■ Loss,
■ Non-Conf, S Site,
■ Home
■ Away
N Neutral

Average RPI Win: 294	WON-LOST	WINNING	LAST 10	STRENGTH OF	OPP. STRENGTH	TEAM	ADJ.	CONF.	ADJ CONF.
Average RPI Loss: 204	RECORD	PCT. RANK	GAMES	SCHEDULE	OF SCHEDULE	RPI	RPI	RPI	RPI
DIV. I ONLY	8- 17	269	6- 4	303	342	292	292	31	31
DIV. I NON-CONF.	0- 8	338	0- 0	73	188	300	300	31	31
TOTALS	RPI 1-25	RPI 26-50	W-L RECORDS	RPI 51-100	RPI 101-150	RPI 150+			
8- 17	0- 0	0- 1	OVERALL	0- 0	0- 4	8- 12			
5- 3	0- 0	0- 0	HOME	0- 0	0- 0	5- 3			
3- 14	0- 0	0- 0	AWAY	0- 0	0- 2	3- 6			
0- 0	0- 0	0- 0	NEUTRAL	0- 0	0- 0	0- 0			
0- 8	0- 0	0- 1	NON-CONFERENCE	0- 0	0- 4	0- 3			
0- 0	0- 0	0- 0	HOME	0- 0	0- 0	0- 0			
0- 8	0- 0	0- 1	AWAY	0- 0	0- 4	0- 3			
0- 0	0- 0	0- 0	NEUTRAL	0- 0	0- 0	0- 0			
8- 9	0- 0	0- 0	CONFERENCE	0- 0	0- 0	8- 9			
5- 3	0- 0	0- 0	HOME	0- 0	0- 0	5- 3			
3- 6	0- 0	0- 0	AWAY	0- 0	0- 0	3- 6			
0- 0	0- 0	0- 0	NEUTRAL	0- 0	0- 0	0- 0			

RPI 1-25			RPI 26-50			RPI 51-100			RPI 101+ Team's RPI: 292		
RPI	S	Opponent	Score	RPI	S	Opponent	Score	RPI	S	Opponent	Score
				40	A	Arkansas St.	50 82				
LAST 12 Division I GAMES:											
281	H	Prairie View	70 65	188	A	Grambling	70 66	104	A	Northwestern	47 91
165	H	Southern U.	85 74	311	A	Jackson St.	65 79	108	A	Central Ark.	35 58
260	A	Alabama St.	51 64	165	A	Southern U.	57 66	125	A	Iowa St.	41 91
346	A	Alabama A&M	81 64	260	H	Alabama St.	51 52	132	A	La.-Lafayette	61 73
331	H	Ark.-Pine Bluff	81 53	346	H	Alabama St.	51 52	153	A	East Carolina	58 87
349	H	Mississippi Val.	75 39	331	A	Ark.-Pine Bluff	69 71	158	A	Alabama	50 97
				346	A	Alabama A&M	81 64	165	A	Southern U.	57 66
				346	H	Alabama A&M	68 52	165	H	Southern U.	85 74
				349	A	Mississippi Val.	81 66	188	A	Grambling	70 66
				349	H	Mississippi Val.	75 39	188	H	Grambling	76 85
								248	A	Texas Southern	39 68
								260	A	Alabama St.	51 64
								260	H	Alabama St.	51 52
								281	A	Prairie View	54 58
								281	H	Prairie View	70 65
								295	A	Jacksonville St.	65 67
								311	A	Jackson St.	65 79
								311	H	Jackson St.	66 73
								331	A	Ark.-Pine Bluff	69 71
								331	H	Ark.-Pine Bluff	81 53

Non-Div I Games: Mt. Mercy 60 56 Delta St. 66 57

Alcorn

Loss, Non-Conf, S Site, H Home A Away N Neutral

Average RPI Win: 265	WON-LOST	WINNING	LAST 10	STRENGTH OF	OPP. STRENGTH	TEAM	ADJ.	CONF.	ADJ CONF.
Average RPI Loss: 165	RECORD	PCT. RANK	GAMES	SCHEDULE	OF SCHEDULE	RPI	RPI	RPI	RPI
DIV. I ONLY	7- 22	298	3- 7	133	286	273	273	25	25
DIV. I NON-CONF.	2- 9	296	0- 0	25	173	202	202	27	27
TOTALS	RPI 1-25	RPI 26-50	W-L RECORDS	RPI 51-100	RPI 101-150	RPI 150+			
7- 22	0- 0	0- 3	OVERALL	0- 6	0- 2	7- 11			
4- 9	0- 0	0- 0	HOME	0- 4	0- 1	4- 4			
3- 13	0- 0	0- 3	AWAY	0- 2	0- 1	3- 7			
0- 0	0- 0	0- 0	NEUTRAL	0- 0	0- 0	0- 0			
2- 9	0- 0	0- 3	NON-CONFERENCE	0- 2	0- 2	2- 2			
1- 3	0- 0	0- 0	HOME	0- 2	0- 1	1- 0			
1- 6	0- 0	0- 3	AWAY	0- 0	0- 1	1- 2			
0- 0	0- 0	0- 0	NEUTRAL	0- 0	0- 0	0- 0			
5- 13	0- 0	0- 0	CONFERENCE	0- 4	0- 0	5- 9			
3- 6	0- 0	0- 0	HOME	0- 2	0- 0	3- 4			
2- 7	0- 0	0- 0	AWAY	0- 2	0- 0	2- 5			
0- 0	0- 0	0- 0	NEUTRAL	0- 0	0- 0	0- 0			

RPI S	Opponent	Score	RPI S	Opponent	Score	RPI S	Opponent	Score	RPI S	Opponent	Score	Team's RPI: 273
30	A Princeton	34 72	66	H Hofstra	51 60	126	A Pittsburgh	58 76				
35	A James Madison	45 74	67	A Army West Point	51 87	140	H Wake Forest	70 71				
39	A George Washington	48 78	67	H Army West Point	42 52	174	A UMBC	46 47				
			88	H Elon	54 62	201	A William & Mary	51 62				
			90	A Bucknell	54 60	215	A Dartmouth	45 41				
			90	H Bucknell	60 66	220	A Lehigh	59 55				
						220	H Lehigh	52 61				
						231	A Loyola Maryland	46 52				
						231	H Loyola Maryland	50 55				
						234	A Navy	52 65				
						234	H Navy	61 56				
						242	H Manhattan	52 48				
						251	A Holy Cross	54 59				
						251	H Holy Cross	50 59				
						301	A Colgate	49 37				
						301	H Colgate	64 56				
						326	A Lafayette	59 63				
						326	H Lafayette	51 60				
						341	A Boston U.	59 63				
						341	H Boston U.	79 33				
LAST 12 Division I GAMES:												
234	H Navy	61 56	341	H Boston U.	79 33							
231	H Loyola Maryland	50 55	220	H Lehigh	52 61							
234	A Navy	52 65	90	A Bucknell	54 60							
251	H Holy Cross	50 59	301	H Colgate	64 56							
326	A Lafayette	59 63	251	A Holy Cross	54 59							
67	A Army West Point	51 87	326	H Lafayette	51 60							

Non-Div I Games:

American

■ Loss,
 ■ Non-Conf,
 ■ S Site,
 ■ H Home
 ■ A Away
 N Neutral

Average RPI Win: 221		WON-LOST	WINNING	LAST 10	STRENGTH OF	OPP. STRENGTH	TEAM	ADJ.	CONF.	ADJ CONF.
Average RPI Loss: 169		RECORD	PCT. RANK	GAMES	SCHEDULE	OF SCHEDULE	RPI	RPI	RPI	RPI
DIV. I ONLY		10- 18	254	4- 6	237	193	265	265	15	15
DIV. I NON-CONF.		3- 6	234	0- 0	213	202	270	270	14	14
TOTALS		RPI 1-25	RPI 26-50	W-L RECORDS	RPI 51-100	RPI 101-150	RPI 150+			
10- 18	0- 0		0- 1	OVERALL	0- 1	1- 7	9- 9			
6- 7	0- 0		0- 0	HOME	0- 0	1- 3	5- 4			
4- 9	0- 0		0- 1	AWAY	0- 0	0- 4	4- 4			
0- 2	0- 0		0- 0	NEUTRAL	0- 1	0- 0	0- 1			
3- 6	0- 0		0- 0	NON-CONFERENCE	0- 1	0- 2	3- 3			
3- 1	0- 0		0- 0	HOME	0- 0	0- 1	3- 0			
0- 3	0- 0		0- 0	AWAY	0- 0	0- 1	0- 2			
0- 2	0- 0		0- 0	NEUTRAL	0- 1	0- 0	0- 1			
7- 12	0- 0		0- 1	CONFERENCE	0- 0	1- 5	6- 6			
3- 6	0- 0		0- 0	HOME	0- 0	1- 2	2- 4			
4- 6	0- 0		0- 1	AWAY	0- 0	0- 3	4- 2			
0- 0	0- 0		0- 0	NEUTRAL	0- 0	0- 0	0- 0			

[illegible]

Non-Div I Games:

Appalachian St.

Loss, Non-Conf, S Site, H Home A Away N Neutral

Average RPI Win:	162	WON-LOST	WINNING	LAST 10	STRENGTH OF	OPP. STRENGTH	TEAM	ADJ.	CONF.	ADJ CONF.
Average RPI Loss:	51	RECORD	PCT. RANK	GAMES	SCHEDULE	OF SCHEDULE	RPI	RPI	RPI	RPI
DIV. I ONLY	13- 19	233	2- 8	22	25	120	120	1	1	
DIV. I NON-CONF.	9- 3	69	0- 0	121	236	78	78	1	1	
TOTALS	RPI 1-25	RPI 26-50	W-L RECORDS	RPI 51-100	RPI 101-150	RPI 150+				
13- 19	0- 8	0- 2	OVERALL	5- 8	0- 0	8- 1				
8- 7	0- 3	0- 1	HOME	2- 3	0- 0	6- 0				
3- 9	0- 1	0- 0	AWAY	2- 1	0- 0	1- 0				
2- 3	0- 1	0- 0	NEUTRAL	1- 1	0- 0	1- 1				
9- 3	0- 0	0- 0	NON-CONFERENCE	2- 2	0- 0	7- 1				
6- 0	0- 0	0- 0	HOME	1- 0	0- 0	5- 0				
2- 1	0- 0	0- 0	AWAY	1- 1	0- 0	1- 0				
1- 2	0- 0	0- 0	NEUTRAL	0- 1	0- 0	1- 1				
4- 16	0- 8	0- 2	CONFERENCE	3- 6	0- 0	1- 0				
2- 7	0- 3	0- 1	HOME	1- 3	0- 0	1- 0				
1- 8	0- 4	0- 1	AWAY	1- 3	0- 0	0- 0				
1- 1	0- 1	0- 0	NEUTRAL	1- 0	0- 0	0- 0				

RPI S	Opponent	Score	RPI S	Opponent	Score	RPI S	Opponent	Score	RPI S	Opponent	Score	Team's RPI: 120
7	A Oregon St.	43 71	29	A Washington	47 63	56	A Southern California	63 56	170	H George Mason	68 60	
8	A UCLA	53 80	29	H Washington	52 74	56	H Southern California	57 67	173	H Pacific	69 56	
8	H UCLA	39 73				68	N FGCU	55 57	183	H Louisiana Tech	77 67	
8	N UCLA	51 72				79	A California	56 75	187	N SMU	46 58	
9	A Stanford	58 82				79	H California	57 52	189	N Gardner-Webb	79 60	
9	H Stanford	34 59				82	A Oregon	54 76	196	H Colorado	63 52	
10	A Arizona St.	49 61				82	N Oregon	74 68	217	H Kansas	67 52	
10	H Arizona St.	47 62				85	A San Diego	54 59	239	A North Texas	51 44	
						87	H Utah	55 60	330	H Howard	65 28	
						95	A Washington St.	46 67				
						95	H Washington St.	61 62				
						96	H New Mexico St.	68 64				
						97	A Toledo	62 59				
LAST 12 Division I GAMES:												
8	N UCLA	51 72	79	A California	56 75							
82	N Oregon	74 68	9	A Stanford	58 82							
56	A Southern California	63 56	8	H UCLA	39 73							
8	A UCLA	53 80	56	H Southern California	57 67							
95	H Washington St.	61 62	82	A Oregon	54 76							
29	H Washington	52 74	7	A Oregon St.	43 71							

Non-Div I Games:

Arizona

Average RPI Win:	102	WON-LOST	WINNING	LAST 10	STRENGTH OF	OPP. STRENGTH	TEAM	ADJ.	CONF.	ADJ CONF.
Average RPI Loss:	30	RECORD	PCT. RANK	GAMES	SCHEDULE	OF SCHEDULE	RPI	RPI	RPI	RPI
DIV. I ONLY	25- 6	26	7- 3	14	2	10	10	1	1	
DIV. I NON-CONF.	9- 3	69	0- 0	32	22	35	35	1	1	
TOTALS	RPI 1-25	RPI 26-50	W-L RECORDS	RPI 51-100	RPI 101-150	RPI 150+				
25- 6	5- 4	2- 0	OVERALL	9- 2	3- 0	6- 0				
13- 2	3- 1	1- 0	HOME	5- 1	1- 0	3- 0				
11- 2	2- 2	1- 0	AWAY	4- 0	2- 0	2- 0				
1- 2	0- 1	0- 0	NEUTRAL	0- 1	0- 0	1- 0				
9- 3	2- 2	0- 0	NON-CONFERENCE	1- 1	1- 0	5- 0				
4- 2	1- 1	0- 0	HOME	1- 1	0- 0	2- 0				
4- 0	1- 0	0- 0	AWAY	0- 0	1- 0	2- 0				
1- 1	0- 1	0- 0	NEUTRAL	0- 0	0- 0	1- 0				
16- 3	3- 2	2- 0	CONFERENCE	8- 1	2- 0	1- 0				
9- 0	2- 0	1- 0	HOME	4- 0	1- 0	1- 0				
7- 2	1- 2	1- 0	AWAY	4- 0	1- 0	0- 0				
0- 1	0- 0	0- 0	NEUTRAL	0- 1	0- 0	0- 0				

RPI	S	Opponent	Score	RPI	S	Opponent	Score	RPI	S	Opponent	Score	RPI	S	Opponent	Score
4	N	South Carolina	58 60	29	A	Washington	68 61	56	A	Southern California	50 45	120	A	Arizona	62 47
7	A	Oregon St.	44 67	29	H	Washington	77 57	56	H	Southern California	69 68	120	H	Arizona	61 49
8	A	UCLA	61 74					69	H	VCU	48 57	124	A	Hawaii	75 49
8	H	UCLA	65 61					79	A	California	64 49	187	A	SMU	64 57
9	A	Stanford	63 61					79	H	California	57 49	196	H	Colorado	64 37
9	H	Stanford	49 31					79	N	California	64 75	210	A	Hartford	60 29
12	H	Kentucky	64 68					82	A	Oregon	63 58	219	N	CSU Bakersfield	60 47
14	A	Syracuse	61 54					87	H	Utah	80 60	240	H	Columbia	70 49
15	H	Florida St.	68 56					92	H	Marquette	90 80	298	H	CSUN	69 46
								95	A	Washington St.	63 45				
								95	H	Washington St.	61 39				
LAST 12 Division I GAMES:															
79	N	California	64 75	79	A	California	64 49								
8	A	UCLA	61 74	56	H	Southern California	69 68								
56	A	Southern California	50 45	8	H	UCLA	65 61								
29	H	Washington	77 57	7	A	Oregon St.	44 67								
95	H	Washington St.	61 39	82	A	Oregon	63 58								
9	A	Stanford	63 61	120	A	Arizona	62 47								

Non-Div I Games:

Arizona St.

Loss, Non-Conf, S Site, H Home A Away N Neutral

Average RPI Win:	290	WON-LOST	WINNING	LAST 10	STRENGTH OF	OPP. STRENGTH	TEAM	ADJ.	CONF.	ADJ CONF.
Average RPI Loss:	206	RECORD	PCT. RANK	GAMES	SCHEDULE	OF SCHEDULE	RPI	RPI	RPI	RPI
DIV. I ONLY	5- 19	309	4- 6	298	325	331	331	31	31	
DIV. I NON-CONF.	0- 7	338	0- 0	182	9	323	323	31	31	
TOTALS	RPI 1-25	RPI 26-50	W-L RECORDS	RPI 51-100	RPI 101-150	RPI 150+				
5- 19	0- 0	0- 1	OVERALL	0- 2	0- 2	5- 14				
4- 4	0- 0	0- 0	HOME	0- 0	0- 0	4- 4				
1- 15	0- 0	0- 1	AWAY	0- 1	0- 1	1- 4				
0- 0	0- 0	0- 0	NEUTRAL	0- 0	0- 0	0- 0				
0- 7	0- 0	0- 1	NON-CONFERENCE	0- 2	0- 2	0- 2				
0- 0	0- 0	0- 0	HOME	0- 0	0- 0	0- 0				
0- 7	0- 0	0- 1	AWAY	0- 2	0- 2	0- 2				
0- 0	0- 0	0- 0	NEUTRAL	0- 0	0- 0	0- 0				
5- 12	0- 0	0- 0	CONFERENCE	0- 0	0- 0	5- 12				
4- 4	0- 0	0- 0	HOME	0- 0	0- 0	4- 4				
1- 8	0- 0	0- 0	AWAY	0- 0	0- 0	1- 8				
0- 0	0- 0	0- 0	NEUTRAL	0- 0	0- 0	0- 0				

RPI S	Opponent	Score	RPI S	Opponent	Score	RPI S	Opponent	Score	RPI S	Opponent	Score	Team's RPI: 331
44	A Missouri	34 85	97	A Toledo	47 74	125	A Iowa St.	41 70				
			98	A Nebraska	46 96	138	A Texas Tech	40 84				
						154	A UAB	32 82				
						165	A Southern U.	70 74				
						165	H Southern U.	61 78				
						175	A Ole Miss	45 80				
						188	A Grambling	49 67				
						188	H Grambling	83 68				
						248	A Texas Southern	30 57				
						248	H Texas Southern	51 57				
						260	A Alabama St.	63 72				
						260	H Alabama St.	53 68				
						281	A Prairie View	55 70				
						281	H Prairie View	66 70				
						292	A Alcorn	53 81				
						292	H Alcorn	71 69				
						311	A Jackson St.	66 59				
						311	H Jackson St.	71 66				
						346	A Alabama A&M	70 78				
						346	H Alabama A&M	69 60				
						349	A Mississippi Val.	60 62				
LAST 12 Division I GAMES:												
311	A	Jackson St.	66	59	260	H	Alabama St.	53	68			
188	A	Grambling	49	67	346	H	Alabama A&M	69	60			
248	H	Texas Southern	51	57	311	H	Jackson St.	71	66			
281	H	Prairie View	66	70	188	H	Grambling	83	68			
292	A	Alcorn	53	81	248	A	Texas Southern	30	57			
165	A	Southern U.	70	74	281	A	Prairie View	55	70			

Non-Div I Games: Talladega 73 83 Philander Smith 63 51 Tougaloo 65 51 Talladega 68 55 Ark.-Pine Bluff

Loss, Non-Conf, S Site, H Home A Away N Neutral

Arkansas

Through Games Of March 4, 2016

Average RPI Win:	164	WON-LOST	WINNING	LAST 10	STRENGTH OF	OPP. STRENGTH	TEAM	ADJ.	CONF.	ADJ CONF.
Average RPI Loss:	55	RECORD	PCT. RANK	GAMES	SCHEDULE	OF SCHEDULE	RPI	RPI	RPI	RPI
DIV. I ONLY	12- 18	234	3- 7	38	24	137	137	3	3	
DIV. I NON-CONF.	5- 8	209	0- 0	198	110	247	247	2	2	
TOTALS	RPI 1-25	RPI 26-50	W-L RECORDS	RPI 51-100	RPI 101-150	RPI 150+				
12- 18	2- 7	1- 4	OVERALL	1- 4	2- 1	6- 2				
11- 4	2- 1	1- 1	HOME	1- 1	1- 0	6- 1				
1- 10	0- 3	0- 3	AWAY	0- 3	1- 0	0- 1				
0- 4	0- 3	0- 0	NEUTRAL	0- 0	0- 1	0- 0				
5- 8	0- 2	0- 0	NON-CONFERENCE	0- 3	1- 1	4- 2				
5- 2	0- 0	0- 0	HOME	0- 1	1- 0	4- 1				
0- 3	0- 0	0- 0	AWAY	0- 2	0- 0	0- 1				
0- 3	0- 2	0- 0	NEUTRAL	0- 0	0- 1	0- 0				
7- 10	2- 5	1- 4	CONFERENCE	1- 1	1- 0	2- 0				
6- 2	2- 1	1- 1	HOME	1- 0	0- 0	2- 0				
1- 7	0- 3	0- 3	AWAY	0- 1	1- 0	0- 0				
0- 1	0- 1	0- 0	NEUTRAL	0- 0	0- 0	0- 0				

RPI 1-25				RPI 26-50				RPI 51-100				RPI 101+ Team's RPI: 137			
RPI	S	Opponent	Score	RPI	S	Opponent	Score	RPI	S	Opponent	Score	RPI	S	Opponent	Score
4	A	South Carolina	32 85	27	A	Mississippi St.	55 80	52	A	Rutgers	40 60	122	A	LSU	48 44
6	N	Texas	50 61	27	H	Mississippi St.	55 65	55	A	Auburn	60 71	132	N	La.-Lafayette	59 67
7	N	Oregon St.	47 63	36	A	Georgia	57 72	60	A	South Dakota St.	69 76	144	H	Oral Roberts	65 50
12	A	Kentucky	63 77	44	A	Missouri	48 69	72	H	Vanderbilt	57 56	158	H	Alabama	69 67
18	H	Texas A&M	67 61	44	H	Missouri	64 52	91	H	Missouri St.	54 69	175	H	Ole Miss	60 49
22	A	Tennessee	57 75									180	H	Tulsa	67 74
22	H	Tennessee	64 59									197	A	Butler	57 63
22	N	Tennessee	51 68									224	H	Sam Houston St.	67 47
24	H	Florida	66 71									312	H	Southeastern La.	97 53
												332	H	New Orleans	73 41
												349	H	Mississippi Val.	86 46
LAST 12 Division I GAMES:															
		22 N Tennessee	51 68			72 H Vanderbilt	57 56								
		175 H Ole Miss	60 49			22 A Tennessee	57 75								
		36 A Georgia	57 72			27 H Mississippi St.	55 65								
		12 A Kentucky	63 77			24 H Florida	66 71								
		158 H Alabama	69 67			55 A Auburn	60 71								
		44 A Missouri	48 69			122 A LSU	48 44								

Non-Div I Games:

Arkansas

■ Loss,
 ■ Non-Conf,
 ■ S Site,
 ■ Home
 ■ A Away
 N Neutral

Average RPI Win:	212	WON-LOST	WINNING	LAST 10	STRENGTH OF	OPP. STRENGTH	TEAM	ADJ.	CONF.	ADJ CONF.
Average RPI Loss:	68	RECORD	PCT. RANK	GAMES	SCHEDULE	OF SCHEDULE	RPI	RPI	RPI	RPI
DIV. I ONLY	24- 4	17	9- 1	159	200	40	40	15	15	
DIV. I NON-CONF.	6- 3	99	0- 0	95	205	55	55	14	14	
TOTALS	RPI 1-25	RPI 26-50	W-L RECORDS	RPI 51-100	RPI 101-150	RPI 150+				
24- 4	0- 1	0- 1	OVERALL	1- 1	6- 1	17- 0				
13- 0	0- 0	0- 0	HOME	0- 0	3- 0	10- 0				
11- 4	0- 1	0- 1	AWAY	1- 1	3- 1	7- 0				
0- 0	0- 0	0- 0	NEUTRAL	0- 0	0- 0	0- 0				
6- 3	0- 1	0- 1	NON-CONFERENCE	1- 1	1- 0	4- 0				
3- 0	0- 0	0- 0	HOME	0- 0	0- 0	3- 0				
3- 3	0- 1	0- 1	AWAY	1- 1	1- 0	1- 0				
0- 0	0- 0	0- 0	NEUTRAL	0- 0	0- 0	0- 0				
18- 1	0- 0	0- 0	CONFERENCE	0- 0	5- 1	13- 0				
10- 0	0- 0	0- 0	HOME	0- 0	3- 0	7- 0				
8- 1	0- 0	0- 0	AWAY	0- 0	2- 1	6- 0				
0- 0	0- 0	0- 0	NEUTRAL	0- 0	0- 0	0- 0				

RPI 1-25				RPI 26-50				Team's RPI: 40	RPI 51-100				RPI 101+			
RPI	S	Opponent	Score	RPI	S	Opponent	Score		RPI	S	Opponent	Score	RPI	S	Opponent	Score
24	A	Florida	72 76	43	A	Chattanooga	54 55		68	A	FGCU	62 48	103	A	UT Martin	76 74
									98	A	Nebraska	71 79	105	A	Little Rock	69 71
													105	H	Little Rock	66 53
													132	A	La.-Lafayette	74 62
													132	H	La.-Lafayette	83 56
													139	A	UT Arlington	78 71
													139	H	UT Arlington	66 44
													156	A	Troy	101 81
													156	H	Troy	94 80
													198	A	South Ala.	66 53
													198	H	South Ala.	58 51
													235	A	Texas St.	74 59
													235	H	Texas St.	87 50
													265	H	Appalachian St.	83 60
													269	H	Austin Peay	66 55
													271	A	Georgia St.	85 64
													271	H	Georgia St.	75 54
													276	A	La.-Monroe	78 64
													276	H	La.-Monroe	66 43
													278	A	Tennessee Tech	77 55
													292	H	Alcorn	82 50
													294	A	Ga. Southern	79 52
													294	H	Ga. Southern	77 54
													297	H	Wichita St.	67 40
LAST 12 Division I GAMES:																
105	A	Little Rock	69 71	132	A	La.-Lafayette	74 62									
139	H	UT Arlington	66 44	156	H	Troy	94 80									
235	H	Texas St.	87 50	198	H	South Ala.	58 51									
271	A	Georgia St.	85 64	294	H	Ga. Southern	77 54									
294	A	Ga. Southern	79 52	271	H	Georgia St.	75 54									
276	A	La.-Monroe	78 64	235	A	Texas St.	74 59									

Non-Div I Games:

Arkansas St.

■ Loss,
 ■ Non-Conf, S Site,
 ■ Home
 ■ Away
 N Neutral

Army West Point

Through Games Of March 4, 2016

Average RPI Win:	250	WON-LOST	WINNING	LAST 10	STRENGTH OF	OPP. STRENGTH	TEAM	ADJ.	CONF.	ADJ CONF.
Average RPI Loss:	69	RECORD	PCT. RANK	GAMES	SCHEDULE	OF SCHEDULE	RPI	RPI	RPI	RPI
DIV. I ONLY	25- 2	6	10- 0	306	283	67	67	25	25	
DIV. I NON-CONF.	8- 1	23	0- 0	268	235	72	72	27	27	
TOTALS	RPI 1-25	RPI 26-50	W-L RECORDS	RPI 51-100	RPI 101-150	RPI 150+				
25- 2	0- 0	1- 1	OVERALL	2- 1	0- 0	22- 0				
13- 0	0- 0	1- 0	HOME	2- 0	0- 0	10- 0				
11- 2	0- 0	0- 1	AWAY	0- 1	0- 0	11- 0				
1- 0	0- 0	0- 0	NEUTRAL	0- 0	0- 0	1- 0				
8- 1	0- 0	1- 1	NON-CONFERENCE	1- 0	0- 0	6- 0				
5- 0	0- 0	1- 0	HOME	1- 0	0- 0	3- 0				
3- 1	0- 0	0- 1	AWAY	0- 0	0- 0	3- 0				
0- 0	0- 0	0- 0	NEUTRAL	0- 0	0- 0	0- 0				
17- 1	0- 0	0- 0	CONFERENCE	1- 1	0- 0	16- 0				
8- 0	0- 0	0- 0	HOME	1- 0	0- 0	7- 0				
8- 1	0- 0	0- 0	AWAY	0- 1	0- 0	8- 0				
1- 0	0- 0	0- 0	NEUTRAL	0- 0	0- 0	1- 0				

RPI S	Opponent	Score	RPI S	Opponent	Score	RPI S	Opponent	Score	RPI S	Opponent	Score
48	A Duke	61 72	50	H Albany (NY)	65 62	83	H Quinnipiac	67 57	155	A Yale	65 61
						90	A Bucknell	69 79	220	A Lehigh	69 49
						90	H Bucknell	68 63	220	H Lehigh	63 39
									231	A Loyola Maryland	52 44
									231	H Loyola Maryland	70 37
									234	A Navy	49 34
									234	N Navy	75 38
									251	A Holy Cross	80 49
									251	H Holy Cross	77 58
									267	H Pepperdine	63 53
									273	A American	52 42
									273	H American	87 51
									275	H Central Conn. St.	81 52
									283	H Rider	57 42
									301	A Colgate	78 55
									301	H Colgate	67 55
									326	A Lafayette	78 45
									326	H Lafayette	84 57
									337	A St. Francis Brooklyn	74 35
									341	A Boston U.	79 44
									341	H Boston U.	72 38
									344	A NJIT	71 35
LAST 12 Division I GAMES:											
341	A Boston U.	79 44	301	A Colgate	78 55						
220	A Lehigh	69 49	231	A Loyola Maryland	52 44						
341	H Boston U.	72 38	326	H Lafayette	84 57						
234	A Navy	49 34	90	H Bucknell	68 63						
251	A Holy Cross	80 49	234	N Navy	75 38						
273	H American	87 51	251	H Holy Cross	77 58						

Non-Div I Games: Emerson 86 47

Army West Point

Loss, Non-Conf, S Site, H Home A Away N Neutral

Average RPI Win:	161	WON-LOST	WINNING	LAST 10	STRENGTH OF	OPP. STRENGTH	TEAM	ADJ.	CONF.	ADJ CONF.
Average RPI Loss:	38	RECORD	PCT. RANK	GAMES	SCHEDULE	OF SCHEDULE	RPI	RPI	RPI	RPI
DIV. I ONLY	19- 12	113	6- 4	49	41	55	55	3	3	
DIV. I NON-CONF.	10- 3	61	0- 0	258	142	109	109	2	2	
TOTALS	RPI 1-25	RPI 26-50	W-L RECORDS	RPI 51-100	RPI 101-150	RPI 150+				
19- 12	2- 6	1- 3	OVERALL	2- 2	3- 1	11- 0				
9- 4	2- 2	0- 1	HOME	1- 0	1- 1	5- 0				
6- 7	0- 3	0- 2	AWAY	0- 2	1- 0	5- 0				
4- 1	0- 1	1- 0	NEUTRAL	1- 0	1- 0	1- 0				
10- 3	0- 0	0- 0	NON-CONFERENCE	1- 2	1- 1	8- 0				
4- 1	0- 0	0- 0	HOME	0- 0	0- 1	4- 0				
3- 2	0- 0	0- 0	AWAY	0- 2	0- 0	3- 0				
3- 0	0- 0	0- 0	NEUTRAL	1- 0	1- 0	1- 0				
9- 9	2- 6	1- 3	CONFERENCE	1- 0	2- 0	3- 0				
5- 3	2- 2	0- 1	HOME	1- 0	1- 0	1- 0				
3- 5	0- 3	0- 2	AWAY	0- 0	1- 0	2- 0				
1- 1	0- 1	1- 0	NEUTRAL	0- 0	0- 0	0- 0				

RPI 1-25				RPI 26-50				RPI 51-100				Team's RPI: 55		RPI 101+			
RPI	S	Opponent	Score	RPI	S	Opponent	Score	RPI	S	Opponent	Score			RPI	S	Opponent	Score
4	H	South Carolina	58 74	27	A	Mississippi St.	45 60	68	A	FGCU	45 52			106	H	Virginia	52 69
4	N	South Carolina	48 57	36	A	Georgia	30 63	72	H	Vanderbilt	53 45			122	A	LSU	63 53
12	A	Kentucky	47 54	44	H	Missouri	55 69	77	N	Minnesota	81 79			137	H	Arkansas	71 60
12	H	Kentucky	66 61	44	N	Missouri	47 45	92	A	Marquette	69 70			146	N	Boise St.	55 53
18	H	Texas A&M	49 57											153	H	East Carolina	83 69
22	A	Tennessee	52 79											154	H	UAB	85 71
24	A	Florida	49 56											158	A	Alabama	59 55
24	H	Florida	80 58											158	H	Alabama	72 59
														170	H	George Mason	88 59
														175	A	Ole Miss	65 60
														244	N	Coppin St.	69 54
														290	A	Towson	74 52
														291	A	Savannah St.	62 40
														312	A	Southeastern La.	80 68
														324	H	Winthrop	76 33
LAST 12 Division I GAMES:																	
		4 N South Carolina	48 57			175 A Ole Miss	65 60										
		44 N Missouri	47 45			158 A Alabama	59 55										
		24 A Florida	49 56			72 H Vanderbilt	53 45										
		18 H Texas A&M	49 57			122 A LSU	63 53										
		44 H Missouri	55 69			36 A Georgia	30 63										
		24 H Florida	80 58			137 H Arkansas	71 60										

Non-Div I Games:

Auburn

■ Loss,
 ■ Non-Conf, S Site,
 ■ Home
 ■ Away
 N Neutral

Average RPI Win:	249	WON-LOST	WINNING	LAST 10	STRENGTH OF	OPP. STRENGTH	TEAM	ADJ.	CONF.	ADJ CONF.
Average RPI Loss:	149	RECORD	PCT. RANK	GAMES	SCHEDULE	OF SCHEDULE	RPI	RPI	RPI	RPI
DIV. I ONLY	8- 20	285	3- 7	156	213	269	269	24	24	
DIV. I NON-CONF.	0- 11	338	0- 0	38	80	277	277	24	24	
TOTALS	RPI 1-25	RPI 26-50	W-L RECORDS	RPI 51-100	RPI 101-150	RPI 150+				
8- 20	0- 0	0- 3	OVERALL	0- 5	1- 4	7- 8				
7- 3	0- 0	0- 0	HOME	0- 2	1- 1	6- 0				
1- 15	0- 0	0- 2	AWAY	0- 3	0- 3	1- 7				
0- 2	0- 0	0- 1	NEUTRAL	0- 0	0- 0	0- 1				
0- 11	0- 0	0- 3	NON-CONFERENCE	0- 4	0- 1	0- 3				
0- 2	0- 0	0- 0	HOME	0- 2	0- 0	0- 0				
0- 8	0- 0	0- 2	AWAY	0- 2	0- 1	0- 3				
0- 1	0- 0	0- 1	NEUTRAL	0- 0	0- 0	0- 0				
8- 9	0- 0	0- 0	CONFERENCE	0- 1	1- 3	7- 5				
7- 1	0- 0	0- 0	HOME	0- 0	1- 1	6- 0				
1- 7	0- 0	0- 0	AWAY	0- 1	0- 2	1- 4				
0- 1	0- 0	0- 0	NEUTRAL	0- 0	0- 0	0- 1				

RPI S	Opponent	Score	RPI S	Opponent	Score	RPI S	Opponent	Score	RPI S	Opponent	Score	Team's RPI: 269
38	A Western Ky.	69 88	61	H Middle Tenn.	55 86	103	A UT Martin	51 75				
40	A Arkansas St.	55 66	64	A Ball St.	44 72	103	H UT Martin	80 70				
45	N Indiana	58 90	72	A Vanderbilt	56 73	107	A Wright St.	56 77				
			79	H California	58 67	145	A SIUE	75 94				
			86	A Belmont	82 88	145	H SIUE	61 72				
						166	A ETSU	76 80				
						178	H Eastern Ky.	94 66				
						178	N Eastern Ky.	68 82				
						232	A Southeast Mo. St.	69 71				
						232	H Southeast Mo. St.	74 71				
						257	A Tennessee St.	58 66				
						262	A Murray St.	72 75				
						262	H Murray St.	81 72				
						278	H Tennessee Tech	91 75				
						284	A Miami (OH)	60 75				
						286	A Kennesaw St.	65 73				
						295	H Jacksonville St.	61 59				
						305	A Morehead St.	96 75				
						338	A Eastern Ill.	56 64				
						338	H Eastern Ill.	80 45				
LAST 12 Division I GAMES:												
178	N Eastern Ky.	68 82	262	A Murray St.	72 75							
232	H Southeast Mo. St.	74 71	103	A UT Martin	51 75							
262	H Murray St.	81 72	232	A Southeast Mo. St.	69 71							
145	A SIUE	75 94	145	H SIUE	61 72							
103	H UT Martin	80 70	338	H Eastern Ill.	80 45							
338	A Eastern Ill.	56 64	305	A Morehead St.	96 75							

Non-Div I Games: Trevecca Nazarene 97 75 Christian Bros. 74 55

Austin Peay

Loss, Non-Conf, S Site, H Home A Away N Neutral

BYUBY
Y
U

BYU

Page 20

Average RPI Win:	179	WON-LOST	WINNING	LAST 10	STRENGTH OF	OPP. STRENGTH	TEAM	ADJ.	CONF.	ADJ CONF.
Average RPI Loss:	90	RECORD	PCT. RANK	GAMES	SCHEDULE	OF SCHEDULE	RPI	RPI	RPI	RPI
DIV. I ONLY	19- 8	63	6- 4	98	118	64	64	11	11	
DIV. I NON-CONF.	7- 3	91	0- 0	197	99	100	100	13	13	
TOTALS	RPI 1-25	RPI 26-50	W-L RECORDS	RPI 51-100	RPI 101-150	RPI 150+				
19- 8	0- 1	1- 2	OVERALL	4- 4	5- 0	9- 1				
11- 2	0- 0	1- 1	HOME	3- 1	3- 0	4- 0				
7- 5	0- 0	0- 1	AWAY	1- 0	2- 0	4- 0				
1- 1	0- 1	0- 0	NEUTRAL	0- 0	0- 0	1- 0				
7- 3	0- 1	1- 0	NON-CONFERENCE	1- 2	0- 0	5- 0				
4- 0	0- 0	1- 0	HOME	1- 0	0- 0	2- 0				
2- 2	0- 0	0- 0	AWAY	0- 2	0- 0	2- 0				
1- 1	0- 1	0- 0	NEUTRAL	0- 0	0- 0	1- 0				
12- 5	0- 0	0- 2	CONFERENCE	3- 2	5- 0	4- 1				
7- 2	0- 0	0- 1	HOME	2- 1	3- 0	2- 0				
5- 3	0- 0	0- 1	AWAY	1- 1	2- 0	2- 1				
0- 0	0- 0	0- 0	NEUTRAL	0- 0	0- 0	0- 0				

RPI S	Opponent	Score	RPI S	Opponent	Score	RPI S	Opponent	Score	RPI S	Opponent	Score
24 N	Florida	79 85	38 H	Western Ky.	74 60	54 H	Saint Louis	79 70	123 H	Akron	78 71
			41 A	Ohio	48 73	63 A	Purdue	63 73	127 A	Buffalo	59 57
			41 H	Ohio	67 68	75 A	Central Mich.	66 67	127 H	Buffalo	68 63
						75 H	Central Mich.	65 74	143 A	Western Mich.	77 53
						76 A	Charlotte	66 72	143 H	Western Mich.	60 54
						84 A	Eastern Mich.	67 63	197 H	Butler	58 50
						84 H	Eastern Mich.	76 54	216 N	Massachusetts	81 54
						97 H	Toledo	75 69	249 A	Northern Ill.	73 57
									249 H	Northern Ill.	76 68
									255 A	Bowling Green	67 56
									269 H	Austin Peay	72 44
									284 H	Miami (OH)	66 41
									321 A	Kent St.	50 59
									334 A	Evansville	73 53
									335 A	Lipscomb	72 60
LAST 12 Division I GAMES:											
249 H	Northern Ill.	76 68	75 H	Central Mich.	65 74						
84 A	Eastern Mich.	67 63	127 A	Buffalo	59 57						
75 A	Central Mich.	66 67	123 H	Akron	78 71						
143 H	Western Mich.	60 54	41 H	Ohio	67 68						
249 A	Northern Ill.	73 57	143 A	Western Mich.	77 53						
321 A	Kent St.	50 59	84 H	Eastern Mich.	76 54						

Non-Div I Games: Ohio Valley 94 45

Ball St.

■ Loss,
■ Non-Conf,
■ S Site,
■ H Home
■ A Away
N Neutral

B
a
y
l
o
rB
a
y
l
o
r

Baylor

Page 22

Belmont

Through Games Of March 4, 2016

Average RPI Win:	252	WON-LOST	WINNING	LAST 10	STRENGTH OF	OPP. STRENGTH	TEAM	ADJ.	CONF.	ADJ CONF.
Average RPI Loss:	88	RECORD	PCT. RANK	GAMES	SCHEDULE	OF SCHEDULE	RPI	RPI	RPI	RPI
DIV. I ONLY	21- 8	58	9- 1	219	236	86	86	24	24	
DIV. I NON-CONF.	6- 5	146	0- 0	87	126	84	84	24	24	
TOTALS	RPI 1-25	RPI 26-50	W-L RECORDS	RPI 51-100	RPI 101-150	RPI 150+				
21- 8	0- 2	0- 2	OVERALL	0- 0	2- 3	19- 1				
11- 0	0- 0	0- 0	HOME	0- 0	0- 0	11- 0				
8- 8	0- 2	0- 2	AWAY	0- 0	1- 3	7- 1				
2- 0	0- 0	0- 0	NEUTRAL	0- 0	1- 0	1- 0				
6- 5	0- 2	0- 2	NON-CONFERENCE	0- 0	1- 1	5- 0				
3- 0	0- 0	0- 0	HOME	0- 0	0- 0	3- 0				
3- 5	0- 2	0- 2	AWAY	0- 0	1- 1	2- 0				
0- 0	0- 0	0- 0	NEUTRAL	0- 0	0- 0	0- 0				
15- 3	0- 0	0- 0	CONFERENCE	0- 0	1- 2	14- 1				
8- 0	0- 0	0- 0	HOME	0- 0	0- 0	8- 0				
5- 3	0- 0	0- 0	AWAY	0- 0	0- 2	5- 1				
2- 0	0- 0	0- 0	NEUTRAL	0- 0	1- 0	1- 0				

RPI S	Opponent	Score	RPI S	Opponent	Score	RPI S	Opponent	Score	RPI S	Opponent	Score
5	A Ohio St.	56 84	38	A Western Ky.	65 80				103	A UT Martin	79 81
20	A Green Bay	62 66	43	A Chattanooga	53 62				114	A IUPUI	59 62
									140	A Wake Forest	78 64
									145	A SIUE	60 73
									145	N SIUE	92 68
									154	H UAB	63 62
									156	H Troy	102 93
									178	A Eastern Ky.	65 51
									178	H Eastern Ky.	72 61
									232	A Southeast Mo. St.	74 81
									257	A Tennessee St.	71 51
									257	H Tennessee St.	80 65
									257	N Tennessee St.	68 60
									262	H Murray St.	87 61
									269	H Austin Peay	88 82
									272	H Cleveland St.	76 58
									278	A Tennessee Tech	80 79
									278	H Tennessee Tech	70 49
									295	A Jacksonville St.	44 32
									295	H Jacksonville St.	56 42
									305	A Morehead St.	89 74
									305	H Morehead St.	99 71
									335	A Lipscomb	90 68
									338	H Eastern Ill.	89 61
									346	A Alabama A&M	78 28
LAST 12 Division I GAMES:											
145	N	SIUE	92	68	305	A	Morehead St.	89	74		
257	N	Tennessee St.	68	60	295	H	Jacksonville St.	56	42		
257	A	Tennessee St.	71	51	178	H	Eastern Ky.	72	61		
178	A	Eastern Ky.	65	51	305	H	Morehead St.	99	71		
278	H	Tennessee Tech	70	49	278	A	Tennessee Tech	80	79		
103	A	UT Martin	79	81	257	H	Tennessee St.	80	65		

Non-Div I Games: Young Harris 80 31 Trevecca Nazarene 86 59

Belmont

Loss, Non-Conf, S Site, H Home A Away N Neutral

Average RPI Win:	304	WON-LOST	WINNING	LAST 10	STRENGTH OF	OPP. STRENGTH	TEAM	ADJ.	CONF.	ADJ CONF.
Average RPI Loss:	203	RECORD	PCT. RANK	GAMES	SCHEDULE	OF SCHEDULE	RPI	RPI	RPI	RPI
DIV. I ONLY	16- 11	121	8- 2	343	346	245	245	32	32	
DIV. I NON-CONF.	4- 7	222	0- 0	298	320	275	275	30	30	
TOTALS	RPI 1-25	RPI 26-50	W-L RECORDS	RPI 51-100	RPI 101-150	RPI 150+				
16- 11	0- 0	0- 1	OVERALL	0- 0	0- 1	16- 9				
8- 3	0- 0	0- 0	HOME	0- 0	0- 1	8- 2				
6- 6	0- 0	0- 0	AWAY	0- 0	0- 0	6- 0				
2- 2	0- 0	0- 0	NEUTRAL	0- 0	0- 0	2- 2				
4- 7	0- 0	0- 1	NON-CONFERENCE	0- 0	0- 1	4- 5				
0- 3	0- 0	0- 0	HOME	0- 0	0- 1	0- 2				
2- 2	0- 0	0- 1	AWAY	0- 0	0- 0	2- 1				
2- 2	0- 0	0- 0	NEUTRAL	0- 0	0- 0	2- 2				
12- 4	0- 0	0- 0	CONFERENCE	0- 0	0- 0	12- 4				
8- 0	0- 0	0- 0	HOME	0- 0	0- 0	8- 0				
4- 4	0- 0	0- 0	AWAY	0- 0	0- 0	4- 4				
0- 0	0- 0	0- 0	NEUTRAL	0- 0	0- 0	0- 0				

RPI 1-25				RPI 26-50				RPI 51-100				RPI 101+ Team's RPI: 245			
RPI	S	Opponent	Score	RPI	S	Opponent	Score	RPI	S	Opponent	Score	RPI	S	Opponent	Score
				28	A	Miami (FL)	47 55					149	H	Jacksonville	53 63
												177	A	Fla. Atlantic	60 82
												193	H	Stetson	38 62
												203	A	Hampton	45 60
												208	H	Brown	61 68
												214	A	N.C. A&T	55 68
												214	H	N.C. A&T	65 41
												221	N	Western Ill.	59 75
												244	H	Coppin St.	69 56
												252	H	Morgan St.	63 48
												271	N	Georgia St.	61 68
												274	A	UMES	71 76
												291	H	Savannah St.	50 44
												294	N	Ga. Southern	65 49
												296	A	Florida A&M	48 53
												296	H	Florida A&M	67 60
												300	A	Western Caro.	66 59
												309	A	South Carolina St.	64 46
												309	H	South Carolina St.	65 50
												322	H	Delaware St.	66 35
												327	A	North Florida	53 49
												328	N	LIU Brooklyn	68 55
												330	A	Howard	81 77
												347	A	Norfolk St.	53 45
												348	A	N.C. Central	63 46
												348	H	N.C. Central	62 50
LAST 12 Division I GAMES:															
				309	A	South Carolina St.	64 46					322	H	Delaware St.	66 35
				214	H	N.C. A&T	65 41					291	H	Savannah St.	50 44
				348	H	N.C. Central	62 50					296	H	Florida A&M	67 60
				296	A	Florida A&M	48 53					330	A	Howard	81 77
				214	A	N.C. A&T	55 68					274	A	UMES	71 76
				348	A	N.C. Central	63 46					252	H	Morgan St.	63 48

Non-Div I Games: Warner 100 28 Edward Waters 67 48

Bethune-Cookman

Loss, Non-Conf, S Site, H Home A Away N Neutral

Average RPI Win: 263				WON-LOST		WINNING		LAST 10		STRENGTH OF		OPP. STRENGTH		TEAM		ADJ.		CONF.		ADJ CONF.	
Average RPI Loss: 149				RECORD		PCT. RANK		GAMES		SCHEDULE		OF SCHEDULE		RPI		RPI		RPI		RPI	
DIV. I ONLY				10- 16		242		4- 6		189		242		230		230		16		16	
DIV. I NON-CONF.				2- 8		290		0- 0		250		291		307		307		19		19	
TOTALS				RPI 1-25		RPI 26-50		W-L RECORDS		RPI 51-100		RPI 101-150		RPI 150+							
10- 16				0- 0		0- 2		OVERALL		0- 4		0- 0		10- 10							
7- 3				0- 0		0- 1		HOME		0- 1		0- 0		7- 1							
3- 13				0- 0		0- 1		AWAY		0- 3		0- 0		3- 9							
0- 0				0- 0		0- 0		NEUTRAL		0- 0		0- 0		0- 0							
2- 8				0- 0		0- 0		NON-CONFERENCE		0- 2		0- 0		2- 6							
2- 0				0- 0		0- 0		HOME		0- 0		0- 0		2- 0							
0- 8				0- 0		0- 0		AWAY		0- 2		0- 0		0- 6							
0- 0				0- 0		0- 0		NEUTRAL		0- 0		0- 0		0- 0							
8- 8				0- 0		0- 2		CONFERENCE		0- 2		0- 0		8- 4							
5- 3				0- 0		0- 1		HOME		0- 1		0- 0		5- 1							
3- 5				0- 0		0- 1		AWAY		0- 1		0- 0		3- 3							
0- 0				0- 0		0- 0		NEUTRAL		0- 0		0- 0		0- 0							

RPI 1-25				RPI 26-50				RPI 51-100				RPI 101+				Team's RPI: 230	
RPI	S	Opponent	Score	RPI	S	Opponent	Score	RPI	S	Opponent	Score	RPI	S	Opponent	Score		
				50	A	Albany (NY)	58 64	70	A	Maine	37 69	157	A	Xavier	55 64		
				50	H	Albany (NY)	47 59	70	H	Maine	38 52	161	A	Stony Brook	58 64		
								73	A	Michigan	62 90	161	H	Stony Brook	54 47		
								90	A	Bucknell	46 76	167	A	Cornell	57 64		
												174	A	UMBC	51 62		
												174	H	UMBC	70 56		
												199	A	Sacred Heart	60 69		
												208	A	Brown	65 67		
												210	A	Hartford	53 47		
												210	H	Hartford	39 41		
												222	A	Canisius	50 80		
												237	A	New Hampshire	49 64		
												237	H	New Hampshire	51 50		
												240	A	Columbia	64 71		
												280	A	Vermont	57 53		
												280	H	Vermont	66 52		
												301	H	Colgate	63 56		
												319	A	UMass Lowell	75 70		
												319	H	UMass Lowell	55 52		
												344	H	NJIT	54 50		
LAST 12 Division I GAMES:																	
				70	A	Maine	37 69	237	A	New Hampshire	49 64						
				174	H	UMBC	70 56	161	H	Stony Brook	54 47						
				319	H	UMass Lowell	55 52	70	H	Maine	38 52						
				280	H	Vermont	66 52	174	A	UMBC	51 62						
				210	H	Hartford	39 41	319	A	UMass Lowell	75 70						
				50	A	Albany (NY)	58 64	280	A	Vermont	57 53						

Non-Div I Games:	Cedar Crest	74	18	Misericordia	73	44	Nyack	65	33
------------------	-------------	----	----	--------------	----	----	-------	----	----

Binghamton

Loss, Non-Conf, S Site, H Home A Away N Neutral

Average RPI Win:	240	WON-LOST	WINNING	LAST 10	STRENGTH OF	OPP. STRENGTH	TEAM	ADJ.	CONF.	ADJ CONF.
Average RPI Loss:	139	RECORD	PCT. RANK	GAMES	SCHEDULE	OF SCHEDULE	RPI	RPI	RPI	RPI
DIV. I ONLY	17- 10	95	6- 4	239	206	146	146	20	20	
DIV. I NON-CONF.	5- 4	138	0- 0	261	183	203	203	20	20	
TOTALS	RPI 1-25	RPI 26-50	W-L RECORDS	RPI 51-100	RPI 101-150	RPI 150+				
17- 10	0- 0	0- 2	OVERALL	0- 2	0- 1	17- 5				
8- 5	0- 0	0- 1	HOME	0- 1	0- 0	8- 3				
8- 4	0- 0	0- 1	AWAY	0- 0	0- 1	8- 2				
1- 1	0- 0	0- 0	NEUTRAL	0- 1	0- 0	1- 0				
5- 4	0- 0	0- 0	NON-CONFERENCE	0- 2	0- 0	5- 2				
1- 3	0- 0	0- 0	HOME	0- 1	0- 0	1- 2				
3- 0	0- 0	0- 0	AWAY	0- 0	0- 0	3- 0				
1- 1	0- 0	0- 0	NEUTRAL	0- 1	0- 0	1- 0				
12- 6	0- 0	0- 2	CONFERENCE	0- 0	0- 1	12- 3				
7- 2	0- 0	0- 1	HOME	0- 0	0- 0	7- 1				
5- 4	0- 0	0- 1	AWAY	0- 0	0- 1	5- 2				
0- 0	0- 0	0- 0	NEUTRAL	0- 0	0- 0	0- 0				

RPI 1-25				RPI 26-50				RPI 51-100				RPI 101+ Team's RPI: 146			
RPI	S	Opponent	Score	RPI	S	Opponent	Score	RPI	S	Opponent	Score	RPI	S	Opponent	Score
				47	A	Colorado St.	64 68	55	N	Auburn	53 55	121	A	Fresno St.	57 62
				47	H	Colorado St.	51 83	95	H	Washington St.	52 57	172	A	New Mexico	81 60
												172	H	New Mexico	60 70
												182	A	Eastern Wash.	84 79
												192	A	San Jose St.	78 75
												192	H	San Jose St.	81 69
												193	N	Stetson	71 65
												200	H	Idaho St.	77 80
												202	A	UNLV	68 78
												202	H	UNLV	75 56
												205	H	Utah Valley	70 72
												223	A	Utah St.	63 58
												223	H	Utah St.	84 78
												227	H	Col. of Charleston	61 38
												246	A	Wyoming	58 82
												246	H	Wyoming	58 49
												250	A	San Diego St.	75 45
												250	H	San Diego St.	68 63
												263	A	Seattle	84 66
												287	A	Portland	89 49
												320	A	Nevada	64 61
												320	H	Nevada	66 58
												342	H	Air Force	61 48
LAST 12 Division I GAMES:															
				192	H	San Jose St.	81 69	47	H	Colorado St.	51 83				
				320	A	Nevada	64 61	342	H	Air Force	61 48				
				250	H	San Diego St.	68 63	223	A	Utah St.	63 58				
				202	A	UNLV	68 78	172	A	New Mexico	81 60				
				172	H	New Mexico	60 70	202	H	UNLV	75 56				
				246	A	Wyoming	58 82	246	H	Wyoming	58 49				

Non-Div I Games: Concordia Portland 84 77 Cal St. L.A. 58 44

Boise St.

■ Loss,
 ■ Non-Conf,
 ■ S Site,
 ■ Home
 ■ A Away
 N Neutral

Boston College

Through Games Of March 4, 2016

Average RPI Win:	192	WON-LOST	WINNING	LAST 10	STRENGTH OF	OPP. STRENGTH	TEAM	ADJ.	CONF.	ADJ CONF.
Average RPI Loss:	53	RECORD	PCT. RANK	GAMES	SCHEDULE	OF SCHEDULE	RPI	RPI	RPI	RPI
DIV. I ONLY	15- 16	174	2- 8	64	42	115	115	4	4	
DIV. I NON-CONF.	12- 1	9	0- 0	251	128	59	59	5	5	
TOTALS	RPI 1-25	RPI 26-50	W-L RECORDS	RPI 51-100	RPI 101-150	RPI 150+				
15- 16	0- 6	0- 5	OVERALL	3- 1	2- 4	10- 0				
8- 7	0- 3	0- 1	HOME	1- 0	1- 3	6- 0				
5- 7	0- 3	0- 2	AWAY	1- 1	0- 1	4- 0				
2- 2	0- 0	0- 2	NEUTRAL	1- 0	1- 0	0- 0				
12- 1	0- 0	0- 1	NON-CONFERENCE	3- 0	0- 0	9- 0				
7- 0	0- 0	0- 0	HOME	1- 0	0- 0	6- 0				
4- 0	0- 0	0- 0	AWAY	1- 0	0- 0	3- 0				
1- 1	0- 0	0- 1	NEUTRAL	1- 0	0- 0	0- 0				
3- 15	0- 6	0- 4	CONFERENCE	0- 1	2- 4	1- 0				
1- 7	0- 3	0- 1	HOME	0- 0	1- 3	0- 0				
1- 7	0- 3	0- 2	AWAY	0- 1	0- 1	1- 0				
1- 1	0- 0	0- 1	NEUTRAL	0- 0	1- 0	0- 0				

RPI	S	Opponent	Score	RPI	S	Opponent	Score	RPI	S	Opponent	Score	RPI	S	Opponent	Score	Team's RPI: 115
1	A	Notre Dame	58 70	28	H	Miami (FL)	62 67	63	A	Purdue	58 56	106	H	Virginia	50 61	
1	H	Notre Dame	50 63	32	N	Oklahoma	61 76	70	H	Maine	55 48	119	A	Virginia Tech	33 58	
13	H	Louisville	45 55	48	A	Duke	51 71	71	A	Georgia Tech	56 62	119	N	Virginia Tech	49 37	
14	A	Syracuse	61 62	49	A	North Carolina St.	63 74	87	N	Utah	76 51	126	H	Pittsburgh	54 43	
14	H	Syracuse	55 71	49	N	North Carolina St.	60 76					140	H	Wake Forest	59 65	
15	A	Florida St.	42 75									147	H	North Carolina	78 86	
												155	H	Yale	73 60	
												160	A	Northeastern	71 45	
												210	H	Hartford	62 28	
												228	H	Bryant	74 59	
												237	H	New Hampshire	71 51	
												251	H	Holy Cross	60 51	
												258	A	Clemson	67 64	
												261	A	Providence	67 41	
												319	H	UMass Lowell	66 55	
												341	A	Boston U.	58 37	
LAST 12 Division I GAMES:																
		49 N North Carolina St.	60 76			106 H Virginia	50 61									
		119 N Virginia Tech	49 37			49 A North Carolina St.	63 74									
		1 A Notre Dame	58 70			147 H North Carolina	78 86									
		14 H Syracuse	55 71			28 H Miami (FL)	62 67									
		13 H Louisville	45 55			71 A Georgia Tech	56 62									
		258 A Clemson	67 64			14 A Syracuse	61 62									

Non-Div I Games:

Boston College

Loss, Non-Conf, S Site, H Home A Away N Neutral

Average RPI Win: 269	WON-LOST	WINNING	LAST 10	STRENGTH OF	OPP. STRENGTH	TEAM	ADJ.	CONF.	ADJ CONF.
Average RPI Loss: 202	RECORD	PCT. RANK	GAMES	SCHEDULE	OF SCHEDULE	RPI	RPI	RPI	RPI
DIV. I ONLY	3- 26	343	2- 8	275	262	341	341	25	25
DIV. I NON-CONF.	0- 11	338	0- 0	291	181	347	347	27	27
TOTALS	RPI 1-25	RPI 26-50	W-L RECORDS	RPI 51-100	RPI 101-150	RPI 150+			
3- 26	0- 0	0- 1	OVERALL	0- 5	0- 1	3- 19			
2- 13	0- 0	0- 1	HOME	0- 2	0- 1	2- 9			
1- 13	0- 0	0- 0	AWAY	0- 0	0- 0	1- 4			
0- 0	0- 0	0- 0	NEUTRAL	0- 0	0- 0	0- 0			
0- 11	0- 0	0- 1	NON-CONFERENCE	0- 1	0- 1	0- 8			
0- 6	0- 0	0- 1	HOME	0- 0	0- 1	0- 4			
0- 5	0- 0	0- 0	AWAY	0- 1	0- 0	0- 4			
0- 0	0- 0	0- 0	NEUTRAL	0- 0	0- 0	0- 0			
3- 15	0- 0	0- 0	CONFERENCE	0- 4	0- 0	3- 11			
2- 7	0- 0	0- 0	HOME	0- 2	0- 0	2- 5			
1- 8	0- 0	0- 0	AWAY	0- 2	0- 0	1- 6			
0- 0	0- 0	0- 0	NEUTRAL	0- 0	0- 0	0- 0			

RPI S	Opponent	Score	RPI S	Opponent	Score	RPI S	Opponent	Score	RPI S	Opponent	Score	Team's RPI: 341
			50	H Albany (NY)	43 83	67	A Army West Point	38 72	115	H Boston College	37 58	
						67	H Army West Point	44 79	160	H Northeastern	44 77	
						90	A Bucknell	56 74	168	H Marist	54 73	
						90	H Bucknell	59 72	207	H Rhode Island	41 57	
						99	A Harvard	55 73	215	A Dartmouth	52 72	
									216	A Massachusetts	56 73	
									220	A Lehigh	48 72	
									220	H Lehigh	66 73	
									231	A Loyola Maryland	54 63	
									231	H Loyola Maryland	46 67	
									234	A Navy	56 67	
									234	H Navy	51 49	
									237	A New Hampshire	52 69	
									251	A Holy Cross	50 74	
									251	H Holy Cross	41 60	
									273	A American	33 79	
									273	H American	63 59	
									280	H Vermont	45 60	
									301	A Colgate	71 58	
									301	H Colgate	63 72	
									319	A UMass Lowell	57 70	
									326	A Lafayette	56 71	
									326	H Lafayette	64 71	
LAST 12 Division I GAMES:												
			67	H Army West Point	44 79	273	A American	33 79				
			251	A Holy Cross	50 74	326	H Lafayette	64 71				
			67	A Army West Point	38 72	234	H Navy	51 49				
			90	H Bucknell	59 72	220	A Lehigh	48 72				
			301	A Colgate	71 58	90	A Bucknell	56 74				
			231	H Loyola Maryland	46 67	301	H Colgate	63 72				

Non-Div I Games:

Boston U.

■ Loss,
 ■ Non-Conf,
 ■ S Site,
 ■ H Home
 ■ A Away
 N Neutral

Bowling Green

Through Games Of March 4, 2016

Average RPI Win:	264	WON-LOST	WINNING	LAST 10	STRENGTH OF	OPP. STRENGTH	TEAM	ADJ.	CONF.	ADJ CONF.
Average RPI Loss:	121	RECORD	PCT. RANK	GAMES	SCHEDULE	OF SCHEDULE	RPI	RPI	RPI	RPI
DIV. I ONLY	10- 16	242	3- 7	231	148	255	255	11	11	
DIV. I NON-CONF.	4- 5	193	0- 0	326	213	285	285	13	13	
TOTALS	RPI 1-25	RPI 26-50	W-L RECORDS	RPI 51-100	RPI 101-150	RPI 150+				
10- 16	0- 0	0- 2	OVERALL	1- 5	1- 6	8- 3				
6- 7	0- 0	0- 1	HOME	1- 3	0- 3	5- 0				
3- 8	0- 0	0- 1	AWAY	0- 2	0- 3	3- 2				
1- 1	0- 0	0- 0	NEUTRAL	0- 0	1- 0	0- 1				
4- 5	0- 0	0- 0	NON-CONFERENCE	0- 1	1- 1	3- 3				
3- 1	0- 0	0- 0	HOME	0- 1	0- 0	3- 0				
0- 3	0- 0	0- 0	AWAY	0- 0	0- 1	0- 2				
1- 1	0- 0	0- 0	NEUTRAL	0- 0	1- 0	0- 1				
6- 11	0- 0	0- 2	CONFERENCE	1- 4	0- 5	5- 0				
3- 6	0- 0	0- 1	HOME	1- 2	0- 3	2- 0				
3- 5	0- 0	0- 1	AWAY	0- 2	0- 2	3- 0				
0- 0	0- 0	0- 0	NEUTRAL	0- 0	0- 0	0- 0				

RPI S	Opponent	Score	RPI S	Opponent	Score	RPI S	Opponent	Score	RPI S	Opponent	Score	Team's RPI: 255
41	A Ohio	58 75	41	H Ohio	57 72	60	H South Dakota St.	45 58	106	A Virginia	39 68	
						64	H Ball St.	56 67	123	H Akron	55 71	
						75	A Central Mich.	75 76	127	A Buffalo	52 55	
						84	H Eastern Mich.	67 63	127	H Buffalo	50 63	
						97	A Toledo	61 75	143	A Western Mich.	45 74	
						97	H Toledo	60 68	143	H Western Mich.	49 65	
									149	N Jacksonville	72 69	
									184	N Davidson	56 60	
									236	A Cincinnati	51 54	
									249	A Northern Ill.	58 43	
									272	A Cleveland St.	48 69	
									284	A Miami (OH)	64 58	
									284	H Miami (OH)	76 56	
									302	H Bradley	66 53	
									313	H Illinois St.	70 52	
									321	A Kent St.	65 55	
									321	H Kent St.	71 49	
									334	H Evansville	74 56	
LAST 12 Division I GAMES:												
41	A Ohio	58 75	143	H Western Mich.	49 65							
284	H Miami (OH)	76 56	75	A Central Mich.	75 76							
127	A Buffalo	52 55	97	A Toledo	61 75							
321	A Kent St.	65 55	84	H Eastern Mich.	67 63							
97	H Toledo	60 68	321	H Kent St.	71 49							
127	H Buffalo	50 63	249	A Northern Ill.	58 43							

Non-Div I Games:

Bowling Green

■ Loss,
 ■ Non-Conf,
 ■ S Site,
 ■ H Home
 ■ A Away
 N Neutral

Average RPI Win: 293		WON-LOST	WINNING	LAST 10	STRENGTH OF	OPP. STRENGTH	TEAM	ADJ.	CONF.	ADJ CONF.
Average RPI Loss: 156		RECORD	PCT. RANK	GAMES	SCHEDULE	OF SCHEDULE	RPI	RPI	RPI	RPI
DIV. I ONLY		7- 20	292	3- 7	274	198	302	302	21	21
DIV. I NON-CONF.		3- 7	248	0- 0	259	156	265	265	17	17
TOTALS	RPI 1-25	RPI 26-50		W-L RECORDS		RPI 51-100	RPI 101-150	RPI 150+		
7- 20	0- 0	0- 1		OVERALL		0- 6	0- 5	7- 8		
4- 9	0- 0	0- 1		HOME		0- 2	0- 3	4- 3		
3- 11	0- 0	0- 0		AWAY		0- 4	0- 2	3- 5		
0- 0	0- 0	0- 0		NEUTRAL		0- 0	0- 0	0- 0		
3- 7	0- 0	0- 1		NON-CONFERENCE		0- 2	0- 1	3- 3		
1- 3	0- 0	0- 1		HOME		0- 0	0- 1	1- 1		
2- 4	0- 0	0- 0		AWAY		0- 2	0- 0	2- 2		
0- 0	0- 0	0- 0		NEUTRAL		0- 0	0- 0	0- 0		
4- 13	0- 0	0- 0		CONFERENCE		0- 4	0- 4	4- 5		
3- 6	0- 0	0- 0		HOME		0- 2	0- 2	3- 2		
1- 7	0- 0	0- 0		AWAY		0- 2	0- 2	1- 3		
0- 0	0- 0	0- 0		NEUTRAL		0- 0	0- 0	0- 0		

RPI 1-25				RPI 26-50				RPI 51-100				RPI 101+				Team's RPI: 302	
RPI	S	Opponent	Score	RPI	S	Opponent	Score	RPI	S	Opponent	Score	RPI	S	Opponent	Score		
				32	H	Oklahoma	46 79	54	A	Saint Louis	58 75	109	A	Drake	45 78		
								59	A	Iowa	53 60	109	H	Drake	64 76		
								91	A	Missouri St.	56 59	133	A	Southern Ill.	49 75		
								91	H	Missouri St.	44 55	133	H	Southern Ill.	51 65		
								93	A	UNI	41 65	143	H	Western Mich.	59 72		
								93	H	UNI	47 55	151	A	Detroit	75 67		
												171	H	Loyola Chicago	54 67		
												213	A	Indiana St.	37 59		
												213	H	Indiana St.	59 68		
												229	H	Ill.-Chicago	56 66		
												249	A	Northern Ill.	64 68		
												255	A	Bowling Green	53 66		
												297	A	Wichita St.	55 50		
												297	H	Wichita St.	50 44		
												313	A	Illinois St.	49 54		
												313	H	Illinois St.	52 38		
												321	H	Kent St.	68 60		
												334	A	Evansville	46 62		
												334	H	Evansville	66 52		
												340	A	Chicago St.	66 60		
LAST 12 Division I GAMES:																	
				109	A	Drake	45 78	133	H	Southern Ill.	51 65						
				93	A	UNI	41 65	334	H	Evansville	66 52						
				313	H	Illinois St.	52 38	93	H	UNI	47 55						
				213	H	Indiana St.	59 68	109	H	Drake	64 76						
				91	A	Missouri St.	56 59	213	A	Indiana St.	37 59						
				297	A	Wichita St.	55 50	313	A	Illinois St.	49 54						

Bradley

Average RPI Win:	264	WON-LOST	WINNING	LAST 10	STRENGTH OF	OPP. STRENGTH	TEAM	ADJ.	CONF.	ADJ CONF.
Average RPI Loss:	140	RECORD	PCT. RANK	GAMES	SCHEDULE	OF SCHEDULE	RPI	RPI	RPI	RPI
DIV. I ONLY	12- 13	189	2- 8	265	190	208	208	10	10	
DIV. I NON-CONF.	10- 2	33	0- 0	341	340	152	152	12	12	
TOTALS	RPI 1-25	RPI 26-50	W-L RECORDS	RPI 51-100	RPI 101-150	RPI 150+				
12- 13	0- 0	0- 4	OVERALL	0- 2	0- 0	12- 7				
6- 5	0- 0	0- 2	HOME	0- 1	0- 0	6- 2				
6- 8	0- 0	0- 2	AWAY	0- 1	0- 0	6- 5				
0- 0	0- 0	0- 0	NEUTRAL	0- 0	0- 0	0- 0				
10- 2	0- 0	0- 0	NON-CONFERENCE	0- 0	0- 0	10- 2				
5- 0	0- 0	0- 0	HOME	0- 0	0- 0	5- 0				
5- 2	0- 0	0- 0	AWAY	0- 0	0- 0	5- 2				
0- 0	0- 0	0- 0	NEUTRAL	0- 0	0- 0	0- 0				
2- 11	0- 0	0- 4	CONFERENCE	0- 2	0- 0	2- 5				
1- 5	0- 0	0- 2	HOME	0- 1	0- 0	1- 2				
1- 6	0- 0	0- 2	AWAY	0- 1	0- 0	1- 3				
0- 0	0- 0	0- 0	NEUTRAL	0- 0	0- 0	0- 0				

RPI 1-25				RPI 26-50				RPI 51-100				RPI 101+ Team's RPI: 208			
RPI	S	Opponent	Score	RPI	S	Opponent	Score	RPI	S	Opponent	Score	RPI	S	Opponent	Score
				30	A	Princeton	53 72	99	A	Harvard	79 92	155	A	Yale	54 81
				30	H	Princeton	57 83	99	H	Harvard	79 87	155	H	Yale	39 48
				37	A	Penn	49 66					167	A	Cornell	70 85
				37	H	Penn	59 69					207	H	Rhode Island	67 63
												215	A	Dartmouth	56 60
												215	H	Dartmouth	50 63
												228	A	Bryant	84 67
												230	H	Binghamton	67 65
												240	A	Columbia	73 63
												240	H	Columbia	91 64
												242	A	Manhattan	56 80
												245	A	Bethune-Cookman	68 61
												252	H	Morgan St.	72 45
												261	H	Providence	57 47
												280	H	Vermont	71 54
												314	A	Fairleigh Dickinson	63 48
												321	A	Kent St.	62 57
												339	A	Saint Peter's	67 79
												344	A	NJIT	74 49
LAST 12 Division I GAMES:															
				240	H	Columbia	91 64	99	H	Harvard	79 87				
				99	A	Harvard	79 92	240	A	Columbia	73 63				
				215	A	Dartmouth	56 60	167	A	Cornell	70 85				
				30	H	Princeton	57 83	37	A	Penn	49 66				
				37	H	Penn	59 69	30	A	Princeton	53 72				
				215	H	Dartmouth	50 63	155	H	Yale	39 48				

Non-Div I Games: Mount Ida 114 28 Rhode Island Col. 90 35

Brown

Loss, Non-Conf, S Site, H Home A Away N Neutral

B
r
y
a
n
tB
r
y
a
n
t

Bryant

■ Loss, ■ Non-Conf, S Site, H Home A Away N Neutral

RPI	S	Opponent	Score
345	H	Wagner	94 67

B
r
y
a
n
t

B
r
y
a
n
t

Bryant

Backbone				Through Games of March 17, 2010						
Average RPI Win:	259	WON-LOST	WINNING	LAST 10	STRENGTH OF	OPP. STRENGTH	TEAM	ADJ.	CONF.	ADJ CONF.
Average RPI Loss:	141	RECORD	PCT. RANK	GAMES	SCHEDULE	OF SCHEDULE	RPI	RPI	RPI	RPI
DIV. I ONLY	23- 6	33	9- 1	258	304	90	90	25	25	
DIV. I NON-CONF.	6- 5	146	0- 0	200	309	156	156	27	27	

TOTALS	RPI 1-25	RPI 26-50		W-L RECORDS		RPI 51-100	RPI 101-150		RPI 150+	
23- 6	0- 1	0- 0		OVERALL		1- 1	0- 1		22- 3	
13- 1	0- 0	0- 0		HOME		1- 0	0- 1		12- 0	
10- 5	0- 1	0- 0		AWAY		0- 1	0- 0		10- 3	
0- 0	0- 0	0- 0		NEUTRAL		0- 0	0- 0		0- 0	
6- 5	0- 1	0- 0		NON-CONFERENCE		0- 0	0- 1		6- 3	
4- 1	0- 0	0- 0		HOME		0- 0	0- 1		4- 0	
2- 4	0- 1	0- 0		AWAY		0- 0	0- 0		2- 3	
0- 0	0- 0	0- 0		NEUTRAL		0- 0	0- 0		0- 0	
17- 1	0- 0	0- 0		CONFERENCE		1- 1	0- 0		16- 0	
9- 0	0- 0	0- 0		HOME		1- 0	0- 0		8- 0	
8- 1	0- 0	0- 0		AWAY		0- 1	0- 0		8- 0	
0- 0	0- 0	0- 0		NEUTRAL		0- 0	0- 0		0- 0	

RPI 1-25					
RPI	S	Opponent	Score		
1	A	Notre Dame	54	85	
RPI 26-50					
RPI	S	Opponent	Score		
RPI 51-100 Team's RPI: 90					
RPI	S	Opponent	Score		
67	A	Army West Point	63	68	
67	H	Army West Point	79	69	
RPI 101+					
RPI	S	Opponent	Score		
129	H	Youngstown St.	47	55	
163	H	Delaware	80	51	
174	A	UMBC	52	65	
220	A	Lehigh	67	54	
220	H	Lehigh	80	77	
222	A	Canisius	56	61	
230	H	Binghamton	76	46	
231	A	Loyola Maryland	64	42	
231	H	Loyola Maryland	71	64	
234	A	Navy	51	41	
234	H	Navy	64	52	
242	A	Manhattan	61	56	
251	A	Holy Cross	58	51	
251	H	Holy Cross	74	64	
252	A	Morgan St.	50	64	
272	A	Cleveland St.	59	57	
273	A	American	66	60	
273	H	American	60	54	
301	A	Colgate	71	51	
301	H	Colgate	79	60	
314	H	Fairleigh Dickinson	72	62	
318	H	Mt. St. Mary's	71	45	
326	A	Lafayette	68	59	
326	H	Lafayette	69	55	
341	A	Boston U.	72	59	
341	H	Boston U.	74	56	
341	H	Boston U.	74	56	
LAST 12 Division I GAMES:					
326	A	Lafayette	68	59	
234	H	Navy	64	52	
326	H	Lafayette	69	55	
341	A	Boston U.	72	59	
231	A	Loyola Maryland	64	42	
301	H	Colgate	79	60	
220	A	Lehigh	67	54	
251	H	Holy Cross	74	64	
273	H	American	60	54	
67	A	Army West Point	63	68	
341	H	Boston U.	74	56	
231	H	Loyola Maryland	71	64	

Non-Div I Games:

Bucknell

■ Loss, ■ Non-Conf, S Site, H Home A Away N Neutral

Buffalo

Through Games Of March 4, 2016

Average RPI Win:	215	WON-LOST	WINNING	LAST 10	STRENGTH OF	OPP. STRENGTH	TEAM	ADJ.	CONF.	ADJ CONF.
Average RPI Loss:	110	RECORD	PCT. RANK	GAMES	SCHEDULE	OF SCHEDULE	RPI	RPI	RPI	RPI
DIV. I ONLY	15- 13	154	5- 5	125	163	127	127	11	11	
DIV. I NON-CONF.	8- 3	77	0- 0	202	238	101	101	13	13	
TOTALS	RPI 1-25	RPI 26-50	W-L RECORDS	RPI 51-100	RPI 101-150	RPI 150+				
15- 13	0- 1	2- 1	OVERALL	1- 6	0- 3	12- 2				
7- 5	0- 1	1- 0	HOME	1- 2	0- 2	5- 0				
7- 8	0- 0	1- 1	AWAY	0- 4	0- 1	6- 2				
1- 0	0- 0	0- 0	NEUTRAL	0- 0	0- 0	1- 0				
8- 3	0- 1	0- 1	NON-CONFERENCE	0- 1	0- 0	8- 0				
3- 1	0- 1	0- 0	HOME	0- 0	0- 0	3- 0				
4- 2	0- 0	0- 1	AWAY	0- 1	0- 0	4- 0				
1- 0	0- 0	0- 0	NEUTRAL	0- 0	0- 0	1- 0				
7- 10	0- 0	2- 0	CONFERENCE	1- 5	0- 3	4- 2				
4- 4	0- 0	1- 0	HOME	1- 2	0- 2	2- 0				
3- 6	0- 0	1- 0	AWAY	0- 3	0- 1	2- 2				
0- 0	0- 0	0- 0	NEUTRAL	0- 0	0- 0	0- 0				

RPI 1-25			RPI 26-50			RPI 51-100			RPI 101+			Team's RPI: 127
RPI	S	Opponent	Score	RPI	S	Opponent	Score	RPI	S	Opponent	Score	Score
21	H	Duquesne	62 79	34	A	St. Bonaventure	32 59	64	A	Ball St.	63 68	123 A Akron 49 62
				41	A	Ohio	70 58	64	H	Ball St.	57 59	123 H Akron 61 69
				41	H	Ohio	51 43	66	A	Hofstra	36 79	143 H Western Mich. 78 92
								75	H	Central Mich.	67 61	167 H Cornell 59 41
								84	A	Eastern Mich.	56 67	199 A Sacred Heart 66 53
								84	H	Eastern Mich.	55 70	216 A Massachusetts 56 48
								97	A	Toledo	60 71	222 H Canisius 54 40
												249 A Northern Ill. 74 76
												255 A Bowling Green 63 50
												255 H Bowling Green 55 52
												258 N Clemson 61 51
												277 A UCF 66 60
												284 A Miami (OH) 58 69
												284 H Miami (OH) 58 39
												289 A Niagara 57 48
												321 A Kent St. 77 66
												328 H LIU Brooklyn 55 38
LAST 12 Division I GAMES:												
123	A	Akron	49 62	97	A	Toledo	60 71					
41	A	Ohio	70 58	64	H	Ball St.	57 59					
255	H	Bowling Green	55 52	41	H	Ohio	51 43					
284	H	Miami (OH)	58 39	249	A	Northern Ill.	74 76					
84	H	Eastern Mich.	55 70	284	A	Miami (OH)	58 69					
255	A	Bowling Green	63 50	143	H	Western Mich.	78 92					

Non-Div I Games:

Buffalo

 Loss,
 Non-Conf,
 S Site,
 H Home
 A Away
N Neutral

Butler

Through Games Of March 4, 2016

Average RPI Win:	189	WON-LOST	WINNING	LAST 10	STRENGTH OF	OPP. STRENGTH	TEAM	ADJ.	CONF.	ADJ CONF.
Average RPI Loss:	79	RECORD	PCT. RANK	GAMES	SCHEDULE	OF SCHEDULE	RPI	RPI	RPI	RPI
DIV. I ONLY	9- 20	272	2- 8	76	57	197	197	6	6	
DIV. I NON-CONF.	5- 6	180	0- 0	142	19	144	144	6	6	
TOTALS	RPI 1-25	RPI 26-50	W-L RECORDS	RPI 51-100	RPI 101-150	RPI 150+				
9- 20	0- 4	0- 5	OVERALL	2- 5	2- 3	5- 3				
6- 7	0- 2	0- 2	HOME	2- 1	2- 1	2- 1				
2- 13	0- 2	0- 3	AWAY	0- 4	0- 2	2- 2				
1- 0	0- 0	0- 0	NEUTRAL	0- 0	0- 0	1- 0				
5- 6	0- 2	0- 1	NON-CONFERENCE	0- 1	2- 1	3- 1				
3- 1	0- 1	0- 0	HOME	0- 0	2- 0	1- 0				
1- 5	0- 1	0- 1	AWAY	0- 1	0- 1	1- 1				
1- 0	0- 0	0- 0	NEUTRAL	0- 0	0- 0	1- 0				
4- 14	0- 2	0- 4	CONFERENCE	2- 4	0- 2	2- 2				
3- 6	0- 1	0- 2	HOME	2- 1	0- 1	1- 1				
1- 8	0- 1	0- 2	AWAY	0- 3	0- 1	1- 1				
0- 0	0- 0	0- 0	NEUTRAL	0- 0	0- 0	0- 0				

RPI 1-25				RPI 26-50				RPI 51-100				RPI 101+ Team's RPI: 197			
RPI	S	Opponent	Score	RPI	S	Opponent	Score	RPI	S	Opponent	Score	RPI	S	Opponent	Score
19	A	DePaul	63 102	33	A	Seton Hall	77 98	57	A	St. John's (NY)	41 68	101	H	TCU	65 53
19	H	DePaul	54 61	33	H	Seton Hall	67 72	57	H	St. John's (NY)	62 58	107	A	Wright St.	53 66
20	H	Green Bay	46 55	43	A	Chattanooga	49 60	64	A	Ball St.	50 58	128	A	Creighton	49 77
25	A	South Fla.	77 87	46	A	Villanova	46 66	92	A	Marquette	69 76	128	H	Creighton	42 52
				46	H	Villanova	45 57	92	H	Marquette	64 80	137	H	Arkansas	63 57
								94	A	Georgetown	35 49	157	A	Xavier	47 55
								94	H	Georgetown	82 76	157	H	Xavier	63 73
												213	A	Indiana St.	63 70
												254	H	Valparaiso	72 53
												258	N	Clemson	54 50
												261	A	Providence	77 67
												261	H	Providence	65 50
												277	A	UCF	71 63
LAST 12 Division I GAMES:															
46	A	Villanova	46 66	261	H	Providence	65 50								
94	A	Georgetown	35 49	128	H	Creighton	42 52								
57	H	St. John's (NY)	62 58	157	A	Xavier	47 55								
33	H	Seton Hall	67 72	33	A	Seton Hall	77 98								
19	A	DePaul	63 102	57	A	St. John's (NY)	41 68								
92	A	Marquette	69 76	92	H	Marquette	64 80								

Non-Div I Games:

Butler

■ Loss,
■ Non-Conf,
■ S Site,
■ H Home
■ A Away
N Neutral

CSU Bakersfield

Through Games Of March 4, 2016

Average RPI Win:	262	WON-LOST	WINNING	LAST 10	STRENGTH OF	OPP. STRENGTH	TEAM	ADJ.	CONF.	ADJ CONF.
Average RPI Loss:	129	RECORD	PCT. RANK	GAMES	SCHEDULE	OF SCHEDULE	RPI	RPI	RPI	RPI
DIV. I ONLY	10- 18	254	5- 5	116	194	219	219	27	27	
DIV. I NON-CONF.	3- 12	290	0- 0	42	37	224	224	25	25	
TOTALS	RPI 1-25	RPI 26-50	W-L RECORDS	RPI 51-100	RPI 101-150	RPI 150+				
10- 18	0- 5	0- 0	OVERALL	0- 3	0- 3	10- 7				
7- 6	0- 0	0- 0	HOME	0- 1	0- 1	7- 4				
3- 10	0- 3	0- 0	AWAY	0- 2	0- 2	3- 3				
0- 2	0- 2	0- 0	NEUTRAL	0- 0	0- 0	0- 0				
3- 12	0- 5	0- 0	NON-CONFERENCE	0- 1	0- 3	3- 3				
3- 3	0- 0	0- 0	HOME	0- 0	0- 1	3- 2				
0- 7	0- 3	0- 0	AWAY	0- 1	0- 2	0- 1				
0- 2	0- 2	0- 0	NEUTRAL	0- 0	0- 0	0- 0				
7- 6	0- 0	0- 0	CONFERENCE	0- 2	0- 0	7- 4				
4- 3	0- 0	0- 0	HOME	0- 1	0- 0	4- 2				
3- 3	0- 0	0- 0	AWAY	0- 1	0- 0	3- 2				
0- 0	0- 0	0- 0	NEUTRAL	0- 0	0- 0	0- 0				

RPI 1-25				RPI 26-50				RPI 51-100				RPI 101+ Team's RPI: 219			
RPI	S	Opponent	Score	RPI	S	Opponent	Score	RPI	S	Opponent	Score	RPI	S	Opponent	Score
4	N	South Carolina	71 90					53	A	UC Riverside	61 81	121	A	Fresno St.	52 57
7	A	Oregon St.	51 75					96	A	New Mexico St.	63 86	124	A	Hawaii	60 74
8	A	UCLA	68 82					96	H	New Mexico St.	59 67	124	H	Hawaii	55 65
9	A	Stanford	41 83									173	H	Pacific	74 80
10	N	Arizona St.	47 60									190	H	Cal Poly	57 52
												192	H	San Jose St.	90 88
												205	A	Utah Valley	53 72
												205	H	Utah Valley	61 54
												212	A	UTRGV	46 60
												212	H	UTRGV	80 66
												241	A	Grand Canyon	76 67
												241	H	Grand Canyon	51 61
												263	H	Seattle	76 68
												267	H	Pepperdine	73 76
												268	A	UC Santa Barbara	60 61
												299	A	UMKC	78 68
												299	H	UMKC	40 56
												336	H	UC Irvine	65 39
												340	A	Chicago St.	74 61
												340	H	Chicago St.	76 43
LAST 12 Division I GAMES:															
241	A	Grand Canyon	76 67	205	H	Utah Valley	61 54								
212	H	UTRGV	80 66	241	H	Grand Canyon	51 61								
96	H	New Mexico St.	59 67	96	A	New Mexico St.	63 86								
205	A	Utah Valley	53 72	212	A	UTRGV	46 60								
340	A	Chicago St.	74 61	263	H	Seattle	76 68								
299	A	UMKC	78 68	299	H	UMKC	40 56								

Non-Div I Games:

CSU Bakersfield

Loss, Non-Conf, S Site, H Home A Away N Neutral

Average RPI Win: 271	WON-LOST	WINNING	LAST 10	STRENGTH OF	OPP. STRENGTH	TEAM	ADJ.	CONF.	ADJ CONF.
Average RPI Loss: 158	RECORD	PCT. RANK	GAMES	SCHEDULE	OF SCHEDULE	RPI	RPI	RPI	RPI
DIV. I ONLY	7- 22	298	4- 6	268	169	298	298	22	22
DIV. I NON-CONF.	2- 12	311	0- 0	236	58	298	298	21	21
TOTALS	RPI 1-25	RPI 26-50	W-L RECORDS	RPI 51-100	RPI 101-150	RPI 150+			
7- 22	0- 1	0- 1	OVERALL	0- 6	2- 3	5- 11			
4- 8	0- 0	0- 1	HOME	0- 2	2- 0	2- 5			
3- 14	0- 1	0- 0	AWAY	0- 4	0- 3	3- 6			
0- 0	0- 0	0- 0	NEUTRAL	0- 0	0- 0	0- 0			
2- 12	0- 1	0- 1	NON-CONFERENCE	0- 4	1- 1	1- 5			
1- 4	0- 0	0- 1	HOME	0- 1	1- 0	0- 2			
1- 8	0- 1	0- 0	AWAY	0- 3	0- 1	1- 3			
0- 0	0- 0	0- 0	NEUTRAL	0- 0	0- 0	0- 0			
5- 10	0- 0	0- 0	CONFERENCE	0- 2	1- 2	4- 6			
3- 4	0- 0	0- 0	HOME	0- 1	1- 0	2- 3			
2- 6	0- 0	0- 0	AWAY	0- 1	0- 2	2- 3			
0- 0	0- 0	0- 0	NEUTRAL	0- 0	0- 0	0- 0			

RPI 1-25				RPI 26-50				RPI 51-100				RPI 101+				Team's RPI: 298	
RPI	S	Opponent	Score	RPI	S	Opponent	Score	RPI	S	Opponent	Score	RPI	S	Opponent	Score		
10	A	Arizona St.	46 69	36	H	Georgia	58 83	51	H	St. Mary's (CA)	59 93	124	A	Hawaii	50 77		
								53	A	UC Riverside	76 83	124	H	Hawaii	63 60		
								53	H	UC Riverside	62 84	130	H	Penn St.	81 73		
								79	A	California	44 106	131	A	Long Beach St.	71 74		
								85	A	San Diego	64 86	136	A	Idaho	50 106		
								87	A	Utah	56 97	182	A	Eastern Wash.	59 70		
												185	A	UC Davis	50 57		
												185	H	UC Davis	52 75		
												190	A	Cal Poly	62 66		
												190	H	Cal Poly	66 77		
												250	H	San Diego St.	65 67		
												263	H	Seattle	56 62		
												268	A	UC Santa Barbara	58 70		
												268	H	UC Santa Barbara	49 65		
												287	A	Portland	68 62		
												323	A	Portland St.	77 83		
												333	A	Southern Utah	65 67		
												336	A	UC Irvine	83 64		
												336	H	UC Irvine	62 48		
												343	A	Cal St. Fullerton	82 71		
												343	H	Cal St. Fullerton	79 52		
LAST 12 Division I GAMES:																	
				343	A	Cal St. Fullerton	82 71					53	A	UC Riverside	76 83		
				185	A	UC Davis	50 57					131	A	Long Beach St.	71 74		
				53	H	UC Riverside	62 84					343	H	Cal St. Fullerton	79 52		
				190	H	Cal Poly	66 77					336	A	UC Irvine	83 64		
				268	A	UC Santa Barbara	58 70					124	H	Hawaii	63 60		
				336	H	UC Irvine	62 48					190	A	Cal Poly	62 66		

Non-Div I Games:

CSUN

■ Loss,
 ■ Non-Conf,
 ■ S Site,
 ■ Home
 ■ Away
 N Neutral

Average RPI Win:	255	WON-LOST	WINNING	LAST 10	STRENGTH OF	OPP. STRENGTH	TEAM	ADJ.	CONF.	ADJ CONF.
Average RPI Loss:	126	RECORD	PCT. RANK	GAMES	SCHEDULE	OF SCHEDULE	RPI	RPI	RPI	RPI
DIV. I ONLY	14- 14	165	4- 6	202	234	190	190	22	22	
DIV. I NON-CONF.	7- 6	156	0- 0	100	143	115	115	21	21	
TOTALS	RPI 1-25	RPI 26-50	W-L RECORDS	RPI 51-100	RPI 101-150	RPI 150+				
14- 14	0- 1	0- 0	OVERALL	1- 5	2- 3	11- 5				
8- 5	0- 0	0- 0	HOME	0- 2	2- 2	6- 1				
6- 8	0- 1	0- 0	AWAY	1- 3	0- 1	5- 3				
0- 1	0- 0	0- 0	NEUTRAL	0- 0	0- 0	0- 1				
7- 6	0- 1	0- 0	NON-CONFERENCE	1- 3	2- 0	4- 2				
4- 1	0- 0	0- 0	HOME	0- 1	2- 0	2- 0				
3- 4	0- 1	0- 0	AWAY	1- 2	0- 0	2- 1				
0- 1	0- 0	0- 0	NEUTRAL	0- 0	0- 0	0- 1				
7- 8	0- 0	0- 0	CONFERENCE	0- 2	0- 3	7- 3				
4- 4	0- 0	0- 0	HOME	0- 1	0- 2	4- 1				
3- 4	0- 0	0- 0	AWAY	0- 1	0- 1	3- 2				
0- 0	0- 0	0- 0	NEUTRAL	0- 0	0- 0	0- 0				

RPI 1-25			
RPI	S	Opponent	Score
7	A	Oregon St.	43 80
RPI 26-50			
RPI	S	Opponent	Score
RPI 51-100			
RPI	S	Opponent	Score
51	A	St. Mary's (CA)	83 87
53	A	UC Riverside	83 93
53	H	UC Riverside	62 75
62	H	Santa Clara	63 69
79	A	California	57 82
89	A	San Francisco	62 61
RPI 101+			
RPI	S	Opponent	Score
121	H	Fresno St.	64 60
124	H	Hawaii	58 64
131	A	Long Beach St.	53 65
131	H	Long Beach St.	56 61
148	H	Montana St.	66 57
169	H	Sacramento St.	97 72
185	A	UC Davis	71 82
185	H	UC Davis	57 75
212	N	UTRGV	58 66
219	A	CSU Bakersfield	52 57
238	H	Loyola Marymount	70 58
267	A	Pepperdine	61 47
268	A	UC Santa Barbara	67 78
268	H	UC Santa Barbara	66 60
298	A	CSUN	77 66
298	H	CSUN	66 62
317	A	A&M-Corpus Christi	56 45
336	A	UC Irvine	72 54
336	H	UC Irvine	50 38
343	A	Cal St. Fullerton	63 57
343	H	Cal St. Fullerton	51 46
LAST 12 Division I GAMES:			
268	H	UC Santa Barbara	66 60
131	H	Long Beach St.	56 61
298	A	CSUN	77 66
343	A	Cal St. Fullerton	63 57
53	H	UC Riverside	62 75
185	A	UC Davis	71 82
336	H	UC Irvine	50 38
124	H	Hawaii	58 64
131	A	Long Beach St.	53 65
53	A	UC Riverside	83 93
185	H	UC Davis	57 75
298	H	CSUN	66 62

Non-Div I Games:

Cal Poly

Loss, Non-Conf, S Site, H Home A Away N Neutral

Average RPI Win:	299	WON-LOST	WINNING	LAST 10	STRENGTH OF	OPP. STRENGTH	TEAM	ADJ.	CONF.	ADJ CONF.
Average RPI Loss:	201	RECORD	PCT. RANK	GAMES	SCHEDULE	OF SCHEDULE	RPI	RPI	RPI	RPI
DIV. I ONLY	3- 26	343	1- 9	293	297	343	343	22	22	
DIV. I NON-CONF.	2- 12	311	0- 0	274	325	331	331	21	21	
TOTALS	RPI 1-25	RPI 26-50	W-L RECORDS	RPI 51-100	RPI 101-150	RPI 150+				
3- 26	0- 0	0- 0	OVERALL	0- 2	0- 5	3- 19				
1- 13	0- 0	0- 0	HOME	0- 2	0- 2	1- 9				
2- 12	0- 0	0- 0	AWAY	0- 0	0- 3	2- 9				
0- 1	0- 0	0- 0	NEUTRAL	0- 0	0- 0	0- 1				
2- 12	0- 0	0- 0	NON-CONFERENCE	0- 1	0- 1	2- 10				
1- 5	0- 0	0- 0	HOME	0- 1	0- 0	1- 4				
1- 6	0- 0	0- 0	AWAY	0- 0	0- 1	1- 5				
0- 1	0- 0	0- 0	NEUTRAL	0- 0	0- 0	0- 1				
1- 14	0- 0	0- 0	CONFERENCE	0- 1	0- 4	1- 9				
0- 8	0- 0	0- 0	HOME	0- 1	0- 2	0- 5				
1- 6	0- 0	0- 0	AWAY	0- 0	0- 2	1- 4				
0- 0	0- 0	0- 0	NEUTRAL	0- 0	0- 0	0- 0				

RPI S	Opponent	Score	RPI S	Opponent	Score	RPI S	Opponent	Score	RPI S	Opponent	Score	Team's RPI: 343
						53	H UC Riverside	43 90	124	A Hawaii	53 62	
						85	H San Diego	44 53	124	H Hawaii	50 70	
									131	A Long Beach St.	57 62	
									131	H Long Beach St.	61 82	
									148	A Montana St.	66 89	
									164	A Montana	51 86	
									167	H Cornell	47 59	
									181	H Weber St.	40 60	
									182	H Eastern Wash.	57 68	
									185	A UC Davis	56 80	
									185	H UC Davis	59 63	
									187	A SMU	53 74	
									190	A Cal Poly	46 51	
									190	H Cal Poly	57 63	
									238	A Loyola Marymount	75 73	
									246	H Wyoming	56 61	
									249	N Northern Ill.	49 72	
									250	A San Diego St.	43 54	
									267	A Pepperdine	75 81	
									268	A UC Santa Barbara	49 79	
									268	H UC Santa Barbara	47 65	
									298	A CSUN	52 79	
									298	H CSUN	71 82	
									323	H Portland St.	84 69	
									325	A North Dakota St.	64 79	
									336	A UC Irvine	66 53	
LAST 12 Division I GAMES:												
298	H	CSUN	71	82	185	H	UC Davis	59	63			
124	H	Hawaii	50	70	268	A	UC Santa Barbara	49	79			
336	A	UC Irvine	66	53	298	A	CSUN	52	79			
190	H	Cal Poly	57	63	124	A	Hawaii	53	62			
185	A	UC Davis	56	80	336	H	UC Irvine	58	62			
53	H	UC Riverside	43	90	131	A	Long Beach St.	57	62			

Non-Div I Games:

Cal St. Fullerton

■ Loss,
 ■ Non-Conf,
 ■ S Site,
 ■ Home
 ■ Away
 N Neutral

Cal St. Fullerton^t
o
n

California

Through Games Of March 4, 2016

Average RPI Win:	120	WON-LOST	WINNING	LAST 10	STRENGTH OF	OPP. STRENGTH	TEAM	ADJ.	CONF.	ADJ CONF.
Average RPI Loss:	49	RECORD	PCT. RANK	GAMES	SCHEDULE	OF SCHEDULE	RPI	RPI	RPI	RPI
DIV. I ONLY	15- 16	174	4- 6	9	7	79	79	1	1	
DIV. I NON-CONF.	8- 2	51	0- 0	35	74	30	30	1	1	
TOTALS	RPI 1-25	RPI 26-50	W-L RECORDS	RPI 51-100	RPI 101-150	RPI 150+				
15- 16	3- 8	0- 1	OVERALL	5- 5	2- 1	5- 1				
10- 6	1- 3	0- 1	HOME	4- 2	1- 0	4- 0				
2- 9	1- 1	0- 0	AWAY	0- 0	0- 0	1- 0				
3- 1	1- 1	0- 0	NEUTRAL	1- 0	1- 0	0- 0				
8- 2	1- 1	0- 0	NON-CONFERENCE	2- 1	1- 0	4- 0				
5- 1	0- 0	0- 0	HOME	2- 1	0- 0	3- 0				
2- 0	1- 0	0- 0	AWAY	0- 0	0- 0	1- 0				
1- 1	0- 1	0- 0	NEUTRAL	0- 0	1- 0	0- 0				
7- 14	2- 7	0- 1	CONFERENCE	3- 4	1- 1	1- 1				
5- 5	1- 3	0- 1	HOME	2- 1	1- 0	1- 0				
0- 9	0- 4	0- 0	AWAY	0- 3	0- 1	0- 1				
2- 0	1- 0	0- 0	NEUTRAL	1- 0	0- 0	0- 0				

RPI S	Opponent	Score	RPI S	Opponent	Score	RPI S	Opponent	Score	RPI S	Opponent	Score
7 A	Oregon St.	48 70	29 H	Washington	65 75	51 H	St. Mary's (CA)	63 64	118 N	Liberty	77 72
7 H	Oregon St.	44 54				53 H	UC Riverside	64 58	120 A	Arizona	52 57
8 A	UCLA	56 75				56 A	Southern California	47 61	120 H	Arizona	75 56
8 H	UCLA	108 104				82 A	Oregon	59 69	169 H	Sacramento St.	117 99
9 A	Stanford	46 53				82 H	Oregon	65 54	190 H	Cal Poly	82 57
9 H	Stanford	55 60				87 A	Utah	66 72	196 A	Colorado	57 78
10 A	Arizona St.	49 57				87 H	Utah	79 84	196 H	Colorado	64 35
10 H	Arizona St.	49 64				87 N	Utah	66 63	269 A	Austin Peay	67 58
10 N	Arizona St.	75 64				95 H	Washington St.	74 71	298 H	CSUN	106 44
13 A	Louisville	75 71				98 H	Nebraska	87 80			
18 N	Texas A&M	58 75									
LAST 12 Division I GAMES:											
10 N	Arizona St.	75 64	120 H	Arizona	75 56						
87 N	Utah	66 63	10 H	Arizona St.	49 64						
7 H	Oregon St.	44 54	9 H	Stanford	55 60						
82 H	Oregon	65 54	9 A	Stanford	46 53						
196 A	Colorado	57 78	29 H	Washington	65 75						
87 A	Utah	66 72	95 H	Washington St.	74 71						

Non-Div I Games:

California

Loss, Non-Conf, S Site, H Home A Away N Neutral

Average RPI Win:	285	WON-LOST	WINNING	LAST 10	STRENGTH OF	OPP. STRENGTH	TEAM	ADJ.	CONF.	ADJ CONF.
Average RPI Loss:	193	RECORD	PCT. RANK	GAMES	SCHEDULE	OF SCHEDULE	RPI	RPI	RPI	RPI
DIV. I ONLY	12- 15	208	5- 5	300	324	264	264	28	28	
DIV. I NON-CONF.	5- 3	119	0- 0	280	344	165	165	29	29	
TOTALS	RPI 1-25	RPI 26-50	W-L RECORDS	RPI 51-100	RPI 101-150	RPI 150+				
12- 15	0- 0	0- 0	OVERALL	0- 1	1- 4	11- 10				
6- 6	0- 0	0- 0	HOME	0- 0	0- 2	6- 4				
6- 8	0- 0	0- 0	AWAY	0- 1	1- 1	5- 6				
0- 1	0- 0	0- 0	NEUTRAL	0- 0	0- 1	0- 0				
5- 3	0- 0	0- 0	NON-CONFERENCE	0- 1	0- 1	5- 1				
3- 0	0- 0	0- 0	HOME	0- 0	0- 0	3- 0				
2- 2	0- 0	0- 0	AWAY	0- 1	0- 0	2- 1				
0- 1	0- 0	0- 0	NEUTRAL	0- 0	0- 1	0- 0				
7- 12	0- 0	0- 0	CONFERENCE	0- 0	1- 3	6- 9				
3- 6	0- 0	0- 0	HOME	0- 0	0- 2	3- 4				
4- 6	0- 0	0- 0	AWAY	0- 0	1- 1	3- 5				
0- 0	0- 0	0- 0	NEUTRAL	0- 0	0- 0	0- 0				

RPI S	Opponent	Score	RPI S	Opponent	Score	RPI S	Opponent	Score	RPI S	Opponent	Score	Team's RPI: 264
69	A VCU	34	57	108	N Central Ark.	34	57	118	A Liberty	55	67	
				118	H Liberty	52	62	135	A UNC Asheville	64	56	
				135	H UNC Asheville	58	72	166	A ETSU	55	70	
				189	A Gardner-Webb	56	68	189	H Gardner-Webb	35	70	
				191	A Radford	59	62	214	H N.C. A&T	56	55	
				226	A Presbyterian	54	64	226	H Presbyterian	45	69	
				253	A High Point	68	65	253	H High Point	55	69	
				282	A Coastal Caro.	83	70	282	H Coastal Caro.	73	52	
				293	A Charleston So.	57	65	293	H Charleston So.	45	60	
				300	H Western Caro.	73	66	316	A Longwood	73	56	
				316	H Longwood	72	65	318	H Mt. St. Mary's	62	53	
				324	A Winthrop	49	50	324	H Winthrop	69	56	
				327	A North Florida	66	55	348	A N.C. Central	57	48	
LAST 12 Division I GAMES:												
253	A High Point	68	65	118	A Liberty	55	67	189	A Gardner-Webb	56	68	
135	A UNC Asheville	64	56	282	H Coastal Caro.	73	52	293	A Charleston So.	57	65	
226	A Presbyterian	54	64	324	A Winthrop	49	50	327	A North Florida	66	55	
324	H Winthrop	69	56	226	H Presbyterian	45	69					
316	H Longwood	72	65									

Non-Div I Games: UNC Pembroke

62

67

Campbell

■ Loss,
 ■ Non-Conf,
 ■ S Site,
 ■ H Home
 ■ A Away
 N Neutral

RPI 1-25					
RPI	S	Opponent	Score		
6	A	Texas	62	92	
RPI 26-50					
RPI	S	Opponent	Score		
34	H	St. Bonaventure	47	59	
RPI 51-100					
RPI	S	Opponent	Score		
83	A	Quinnipiac	54	63	
83	H	Quinnipiac	68	80	
90	H	Bucknell	61	56	
RPI 101+					
RPI	S	Opponent	Score		
116	A	Iona	56	79	
116	H	Iona	76	79	
127	A	Buffalo	40	54	
129	A	Youngstown St.	51	53	
160	A	Northeastern	68	57	
168	A	Marist	55	67	
168	H	Marist	71	69	
186	A	Fairfield	48	52	
186	H	Fairfield	50	51	
230	H	Binghamton	80	50	
233	A	Siena	57	61	
233	H	Siena	52	58	
242	A	Manhattan	55	77	
242	H	Manhattan	70	68	
256	A	Monmouth	75	79	
256	H	Monmouth	71	81	
266	H	Saint Francis (PA)	77	52	
283	A	Rider	73	64	
283	H	Rider	60	49	
288	A	Lamar	57	55	
289	A	Niagara	68	66	
289	H	Niagara	54	45	
289	N	Niagara	64	65	
339	A	Saint Peter's	60	53	
339	H	Saint Peter's	54	42	

Non-Div I Games:

Central Ark.

Through Games Of March 4, 2016

Average RPI Win:	267	WON-LOST	WINNING	LAST 10	STRENGTH OF	OPP. STRENGTH	TEAM	ADJ.	CONF.	ADJ CONF.
Average RPI Loss:	71	RECORD	PCT. RANK	GAMES	SCHEDULE	OF SCHEDULE	RPI	RPI	RPI	RPI
DIV. I ONLY	21- 3	12	9- 1	332	291	108	108	26	26	
DIV. I NON-CONF.	6- 1	27	0- 0	277	326	91	91	26	26	
TOTALS	RPI 1-25	RPI 26-50	W-L RECORDS	RPI 51-100	RPI 101-150	RPI 150+				
21- 3	0- 1	0- 0	OVERALL	0- 1	1- 1	20- 0				
8- 2	0- 0	0- 0	HOME	0- 1	0- 1	8- 0				
11- 1	0- 0	0- 0	AWAY	0- 0	1- 0	10- 0				
2- 0	0- 0	0- 0	NEUTRAL	0- 0	0- 0	2- 0				
6- 1	0- 1	0- 0	NON-CONFERENCE	0- 0	0- 0	6- 0				
2- 0	0- 0	0- 0	HOME	0- 0	0- 0	2- 0				
2- 1	0- 1	0- 0	AWAY	0- 0	0- 0	2- 0				
2- 0	0- 0	0- 0	NEUTRAL	0- 0	0- 0	2- 0				
15- 2	0- 0	0- 0	CONFERENCE	0- 1	1- 1	14- 0				
6- 2	0- 0	0- 0	HOME	0- 1	0- 1	6- 0				
9- 0	0- 0	0- 0	AWAY	0- 0	1- 0	8- 0				
0- 0	0- 0	0- 0	NEUTRAL	0- 0	0- 0	0- 0				

RPI 1-25				RPI 26-50				RPI 51-100				RPI 101+ Team's RPI: 108			
RPI	S	Opponent	Score	RPI	S	Opponent	Score	RPI	S	Opponent	Score	RPI	S	Opponent	Score
22	A	Tennessee	47 102					74	H	Abilene Christian	49 61	117	A	Northwestern St.	74 49
												117	H	Northwestern St.	56 60
												152	A	McNeese St.	70 56
												204	A	SFA	55 53
												224	A	Sam Houston St.	73 63
												224	H	Sam Houston St.	72 53
												232	A	Southeast Mo. St.	63 54
												243	H	Houston Baptist	45 44
												262	A	Murray St.	61 51
												262	H	Murray St.	50 40
												264	N	Campbell	57 34
												288	H	Lamar	74 49
												292	H	Alcorn	58 35
												303	A	Nicholls St.	71 65
												303	H	Nicholls St.	56 51
												309	N	South Carolina St.	51 38
												312	A	Southeastern La.	64 60
												312	H	Southeastern La.	80 58
												317	A	A&M-Corpus Christi	66 55
												329	A	Incarnate Word	76 57
												332	A	New Orleans	59 44
												332	H	New Orleans	67 55
LAST 12 Division I GAMES:															
				303	H	Nicholls St.	56 51					117	H	Northwestern St.	56 60
				312	A	Southeastern La.	64 60					332	H	New Orleans	67 55
				224	H	Sam Houston St.	72 53					312	H	Southeastern La.	80 58
				224	A	Sam Houston St.	73 63					117	A	Northwestern St.	74 49
				152	A	McNeese St.	70 56					303	A	Nicholls St.	71 65
				329	A	Incarnate Word	76 57					332	A	New Orleans	59 44

Non-Div I Games: Central Baptist 70 37 Hendrix 72 43 Crowley's Ridge 93 38 Jarvis Christian 77 23
Central Ark.

Loss, Non-Conf, S Site, H Home A Away N Neutral

Average RPI Win:	289	WON-LOST	WINNING	LAST 10	STRENGTH OF	OPP. STRENGTH	TEAM	ADJ.	CONF.	ADJ CONF.
Average RPI Loss:	208	RECORD	PCT. RANK	GAMES	SCHEDULE	OF SCHEDULE	RPI	RPI	RPI	RPI
DIV. I ONLY	12- 17	225	5- 5	308	333	275	275	30	30	
DIV. I NON-CONF.	3- 8	258	0- 0	199	175	268	268	32	32	
TOTALS	RPI 1-25	RPI 26-50	W-L RECORDS	RPI 51-100	RPI 101-150	RPI 150+				
12- 17	0- 1	0- 0	OVERALL	0- 2	0- 1	12- 13				
7- 6	0- 0	0- 0	HOME	0- 0	0- 0	7- 6				
5- 11	0- 1	0- 0	AWAY	0- 2	0- 1	5- 7				
0- 0	0- 0	0- 0	NEUTRAL	0- 0	0- 0	0- 0				
3- 8	0- 1	0- 0	NON-CONFERENCE	0- 2	0- 1	3- 4				
3- 1	0- 0	0- 0	HOME	0- 0	0- 0	3- 1				
0- 7	0- 1	0- 0	AWAY	0- 2	0- 1	0- 3				
0- 0	0- 0	0- 0	NEUTRAL	0- 0	0- 0	0- 0				
9- 9	0- 0	0- 0	CONFERENCE	0- 0	0- 0	9- 9				
4- 5	0- 0	0- 0	HOME	0- 0	0- 0	4- 5				
5- 4	0- 0	0- 0	AWAY	0- 0	0- 0	5- 4				
0- 0	0- 0	0- 0	NEUTRAL	0- 0	0- 0	0- 0				

RPI 1-25				RPI 26-50				RPI 51-100				RPI 101+ Team's RPI: 275			
RPI	S	Opponent	Score	RPI	S	Opponent	Score	RPI	S	Opponent	Score	RPI	S	Opponent	Score
11	A	Maryland	43 86					67	A	Army West Point	52 81	130	A	Penn St.	47 73
								70	A	Maine	42 62	159	A	Fordham	48 63
												199	A	Sacred Heart	69 79
												199	H	Sacred Heart	57 61
												206	A	Robert Morris	55 72
												206	H	Robert Morris	48 39
												210	A	Hartford	41 49
												215	H	Dartmouth	59 55
												216	H	Massachusetts	78 68
												228	A	Bryant	56 70
												228	H	Bryant	53 65
												237	H	New Hampshire	50 64
												266	A	Saint Francis (PA)	79 59
												266	H	Saint Francis (PA)	66 51
												280	A	Vermont	63 79
												314	A	Fairleigh Dickinson	78 75
												314	H	Fairleigh Dickinson	71 59
												318	A	Mt. St. Mary's	48 54
												318	H	Mt. St. Mary's	55 59
												319	H	UMass Lowell	64 53
												328	A	LIU Brooklyn	65 57
												328	H	LIU Brooklyn	45 59
												337	A	St. Francis Brooklyn	67 61
												337	H	St. Francis Brooklyn	65 61
												345	A	Wagner	62 52
												345	H	Wagner	63 64
LAST 12 Division I GAMES:															
337	A	St. Francis Brooklyn	67 61	206	A	Robert Morris	55 72								
314	H	Fairleigh Dickinson	71 59	266	A	Saint Francis (PA)	79 59								
318	H	Mt. St. Mary's	55 59	228	H	Bryant	53 65								
345	H	Wagner	63 64	337	H	St. Francis Brooklyn	65 61								
328	A	LIU Brooklyn	65 57	206	H	Robert Morris	48 39								
199	A	Sacred Heart	69 79	266	H	Saint Francis (PA)	66 51								

Non-Div I Games:

Central Conn. St.

■ Loss,
■ Non-Conf,
■ S Site,
■ H Home
■ A Away
N Neutral

Central Mich.

Through Games Of March 4, 2016

Average RPI Win: 183	WON-LOST	WINNING	LAST 10	STRENGTH OF	OPP. STRENGTH	TEAM	ADJ.	CONF.	ADJ CONF.
Average RPI Loss: 111	RECORD	PCT. RANK	GAMES	SCHEDULE	OF SCHEDULE	RPI	RPI	RPI	RPI
DIV. I ONLY	19- 9	72	8- 2	111	129	75	75	11	11
DIV. I NON-CONF.	6- 5	146	0- 0	149	125	137	137	13	13
TOTALS	RPI 1-25	RPI 26-50	W-L RECORDS	RPI 51-100	RPI 101-150	RPI 150+			
19- 9	0- 1	0- 1	OVERALL	4- 2	5- 3	10- 2			
10- 3	0- 1	0- 0	HOME	2- 1	3- 1	5- 0			
8- 6	0- 0	0- 1	AWAY	2- 1	2- 2	4- 2			
1- 0	0- 0	0- 0	NEUTRAL	0- 0	0- 0	1- 0			
6- 5	0- 1	0- 0	NON-CONFERENCE	1- 0	1- 2	4- 2			
3- 2	0- 1	0- 0	HOME	1- 0	1- 1	1- 0			
2- 3	0- 0	0- 0	AWAY	0- 0	0- 1	2- 2			
1- 0	0- 0	0- 0	NEUTRAL	0- 0	0- 0	1- 0			
13- 4	0- 0	0- 1	CONFERENCE	3- 2	4- 1	6- 0			
7- 1	0- 0	0- 0	HOME	1- 1	2- 0	4- 0			
6- 3	0- 0	0- 1	AWAY	2- 1	2- 1	2- 0			
0- 0	0- 0	0- 0	NEUTRAL	0- 0	0- 0	0- 0			

RPI 1-25				RPI 26-50				RPI 51-100				RPI 101+			
RPI	S	Opponent	Score	RPI	S	Opponent	Score	RPI	S	Opponent	Score	RPI	S	Opponent	Score
21	H	Duquesne	49 68	41	A	Ohio	84 86	61	H	Middle Tenn.	81 59	102	H	Memphis	61 64
								64	A	Ball St.	74 65	113	A	Saint Joseph's	66 76
								64	H	Ball St.	67 66	123	A	Akron	97 77
								84	A	Eastern Mich.	66 65	123	H	Akron	81 60
								97	A	Toledo	72 76	127	A	Buffalo	61 67
								97	H	Toledo	79 81	143	A	Western Mich.	73 61
												143	H	Western Mich.	53 51
												145	H	SIUE	78 65
												171	A	Loyola Chicago	68 59
												176	A	Illinois	69 74
												213	H	Indiana St.	85 65
												218	A	Oakland	110 87
												229	A	Ill.-Chicago	63 66
												249	A	Northern Ill.	73 67
												249	H	Northern Ill.	95 63
												255	H	Bowling Green	76 75
												283	N	Rider	76 58
												284	A	Miami (OH)	72 58
												284	H	Miami (OH)	77 54
												321	H	Kent St.	81 61
LAST 12 Division I GAMES:															
				97	A	Toledo	72 76	255	H	Bowling Green	76 75				
				143	A	Western Mich.	73 61	84	A	Eastern Mich.	66 65				
				64	H	Ball St.	67 66	284	H	Miami (OH)	77 54				
				97	H	Toledo	79 81	143	H	Western Mich.	53 51				
				249	A	Northern Ill.	73 67	123	H	Akron	81 60				
				64	A	Ball St.	74 65	284	A	Miami (OH)	72 58				

Non-Div I Games:

Central Mich.

■ Loss,
 ■ Non-Conf, S Site,
 ■ Home
 ■ Away
 N Neutral

Average RPI Win: 286				WON-LOST		WINNING		LAST 10		STRENGTH OF		OPP. STRENGTH		TEAM		ADJ.		CONF.		ADJ CONF.	
Average RPI Loss: 202				RECORD		PCT. RANK		GAMES		SCHEDULE		OF SCHEDULE		RPI		RPI		RPI		RPI	
DIV. I ONLY				10- 16		242		4- 6		336		277		293		293		28		28	
DIV. I NON-CONF.				2- 4		234		0- 0		349		89		345		345		29		29	
TOTALS		RPI 1-25		RPI 26-50		W-L RECORDS		RPI 51-100		RPI 101-150		RPI 150+									
10- 16		0- 0		0- 0		OVERALL		0- 0		0- 5		10- 11									
6- 6		0- 0		0- 0		HOME		0- 0		0- 2		6- 4									
4- 10		0- 0		0- 0		AWAY		0- 0		0- 3		4- 7									
0- 0		0- 0		0- 0		NEUTRAL		0- 0		0- 0		0- 0									
2- 4		0- 0		0- 0		NON-CONFERENCE		0- 0		0- 1		2- 3									
2- 0		0- 0		0- 0		HOME		0- 0		0- 0		2- 0									
0- 4		0- 0		0- 0		AWAY		0- 0		0- 1		0- 3									
0- 0		0- 0		0- 0		NEUTRAL		0- 0		0- 0		0- 0									
8- 12		0- 0		0- 0		CONFERENCE		0- 0		0- 4		8- 8									
4- 6		0- 0		0- 0		HOME		0- 0		0- 2		4- 4									
4- 6		0- 0		0- 0		AWAY		0- 0		0- 2		4- 4									
0- 0		0- 0		0- 0		NEUTRAL		0- 0		0- 0		0- 0									

[illegible]

Non-Div I Games:	Paine	69	62	Columbia Int'l	67	35	Warner	73	53
------------------	-------	----	----	----------------	----	----	--------	----	----

Charleston So.

Loss, Non-Conf, S Site, H Home A Away N Neutral

Average RPI Win:	194	WON-LOST	WINNING	LAST 10	STRENGTH OF	OPP. STRENGTH	TEAM	ADJ.	CONF.	ADJ CONF.
Average RPI Loss:	79	RECORD	PCT. RANK	GAMES	SCHEDULE	OF SCHEDULE	RPI	RPI	RPI	RPI
DIV. I ONLY	18- 10	89	8- 2	94	119	76	76	12	12	
DIV. I NON-CONF.	7- 4	110	0- 0	90	150	87	87	11	11	
TOTALS	RPI 1-25	RPI 26-50	W-L RECORDS	RPI 51-100	RPI 101-150	RPI 150+				
18- 10	0- 0	1- 5	OVERALL	1- 2	3- 2	13- 1				
11- 2	0- 0	1- 1	HOME	1- 0	1- 1	8- 0				
6- 8	0- 0	0- 4	AWAY	0- 2	1- 1	5- 1				
1- 0	0- 0	0- 0	NEUTRAL	0- 0	1- 0	0- 0				
7- 4	0- 0	0- 3	NON-CONFERENCE	1- 1	1- 0	5- 0				
4- 1	0- 0	0- 1	HOME	1- 0	0- 0	3- 0				
2- 3	0- 0	0- 2	AWAY	0- 1	0- 0	2- 0				
1- 0	0- 0	0- 0	NEUTRAL	0- 0	1- 0	0- 0				
11- 6	0- 0	1- 2	CONFERENCE	0- 1	2- 2	8- 1				
7- 1	0- 0	1- 0	HOME	0- 0	1- 1	5- 0				
4- 5	0- 0	0- 2	AWAY	0- 1	1- 1	3- 1				
0- 0	0- 0	0- 0	NEUTRAL	0- 0	0- 0	0- 0				

RPI S	Opponent	Score	RPI S	Opponent	Score	RPI S	Opponent	Score	RPI S	Opponent	Score
			28	H Miami (FL)	70 77	61	A Middle Tenn.	67 72	111	N Mercer	72 62
			31	A UTEP	91 94	64	H Ball St.	72 66	141	A Marshall	64 61
			38	A Western Ky.	66 77	88	A Elon	83 90	141	H Marshall	87 77
			38	H Western Ky.	81 72				150	A Old Dominion	85 94
			44	A Missouri	71 88				150	H Old Dominion	59 71
			49	A North Carolina St.	65 72				154	A UAB	57 75
									162	H Southern Miss.	80 59
									177	H Fla. Atlantic	85 79
									183	H Louisiana Tech	63 58
									184	A Davidson	99 88
									206	H Robert Morris	94 73
									225	A Rice	69 58
									225	H Rice	68 63
									227	H Col. of Charleston	89 61
									239	A North Texas	82 70
									247	A UTSA	64 54
									271	A Georgia St.	83 71
									310	H FIU	87 74
									348	H N.C. Central	67 52
LAST 12 Division I GAMES:											
			225	H Rice	68 63	225	A Rice	69 58			
			31	A UTEP	91 94	150	A Old Dominion	85 94			
			247	A UTSA	64 54	177	H Fla. Atlantic	85 79			
			38	H Western Ky.	81 72	310	H FIU	87 74			
			141	H Marshall	87 77	38	A Western Ky.	66 77			
			239	A North Texas	82 70	141	A Marshall	64 61			

Non-Div I Games:

Charlotte

■ Loss,
 ■ Non-Conf,
 ■ S Site,
 ■ Home
 ■ A Away
 N Neutral

Chattanooga

Through Games Of March 4, 2016

Average RPI Win:	195	WON-LOST	WINNING	LAST 10	STRENGTH OF	OPP. STRENGTH	TEAM	ADJ.	CONF.	ADJ CONF.
Average RPI Loss:	47	RECORD	PCT. RANK	GAMES	SCHEDULE	OF SCHEDULE	RPI	RPI	RPI	RPI
DIV. I ONLY	23- 7	41	10- 0	105	121	43	43	17	17	
DIV. I NON-CONF.	9- 5	108	0- 0	19	17	38	38	15	15	
TOTALS	RPI 1-25	RPI 26-50	W-L RECORDS	RPI 51-100	RPI 101-150	RPI 150+				
23- 7	0- 4	1- 1	OVERALL	2- 0	4- 2	16- 0				
14- 1	0- 1	1- 0	HOME	2- 0	3- 0	8- 0				
6- 6	0- 3	0- 1	AWAY	0- 0	0- 2	6- 0				
3- 0	0- 0	0- 0	NEUTRAL	0- 0	1- 0	2- 0				
9- 5	0- 4	1- 1	NON-CONFERENCE	2- 0	1- 0	5- 0				
7- 1	0- 1	1- 0	HOME	2- 0	1- 0	3- 0				
1- 4	0- 3	0- 1	AWAY	0- 0	0- 0	1- 0				
1- 0	0- 0	0- 0	NEUTRAL	0- 0	0- 0	1- 0				
14- 2	0- 0	0- 0	CONFERENCE	0- 0	3- 2	11- 0				
7- 0	0- 0	0- 0	HOME	0- 0	2- 0	5- 0				
5- 2	0- 0	0- 0	AWAY	0- 0	0- 2	5- 0				
2- 0	0- 0	0- 0	NEUTRAL	0- 0	1- 0	1- 0				

RPI 1-25				RPI 26-50				Team's RPI: 43	RPI 51-100				RPI 101+			
RPI	S	Opponent	Score	RPI	S	Opponent	Score		RPI	S	Opponent	Score	RPI	S	Opponent	Score
3	H	UConn	31 79	40	H	Arkansas St.	55 54		86	H	Belmont	62 53	103	H	UT Martin	61 46
9	A	Stanford	30 73	45	A	Indiana	43 54		99	H	Harvard	62 58	111	A	Mercer	44 67
22	A	Tennessee	57 59										111	H	Mercer	67 45
25	A	South Fla.	33 61										112	A	Samford	43 48
													112	H	Samford	53 30
													112	N	Samford	49 41
													152	H	McNeese St.	68 53
													153	N	East Carolina	72 61
													162	H	Southern Miss.	53 48
													166	A	ETSU	65 57
													166	H	ETSU	66 42
													197	H	Butler	60 49
													211	A	Furman	56 50
													211	H	Furman	61 46
													270	A	UNCW	61 33
													300	A	Western Caro.	65 51
													300	H	Western Caro.	77 59
													300	N	Western Caro.	74 56
													306	A	Wofford	53 40
													306	H	Wofford	65 48
													307	A	UNCG	74 53
													307	H	UNCG	72 61
LAST 12 Division I GAMES:																
				112	N	Samford	49 41		307	A	UNCG	74 53				
				300	N	Western Caro.	74 56		306	H	Wofford	65 48				
				166	H	ETSU	66 42		211	H	Furman	61 46				
				111	H	Mercer	67 45		166	A	ETSU	65 57				
				112	H	Samford	53 30		112	A	Samford	43 48				
				300	A	Western Caro.	65 51		111	A	Mercer	44 67				

Non-Div I Games:

Chattanooga

■ Loss,
 ■ Non-Conf, S Site,
 ■ Home
 ■ Away
 N Neutral

Chicago St.

Through Games Of March 4, 2016

Average RPI Win:	295	WON-LOST	WINNING	LAST 10	STRENGTH OF	OPP. STRENGTH	TEAM	ADJ.	CONF.	ADJ CONF.
Average RPI Loss:	199	RECORD	PCT. RANK	GAMES	SCHEDULE	OF SCHEDULE	RPI	RPI	RPI	RPI
DIV. I ONLY	4- 23	326	2- 8	299	261	340	340	27	27	
DIV. I NON-CONF.	2- 12	311	0- 0	311	259	338	338	25	25	
TOTALS	RPI 1-25	RPI 26-50	W-L RECORDS	RPI 51-100	RPI 101-150	RPI 150+				
4- 23	0- 1	0- 1	OVERALL	0- 2	0- 2	4- 17				
3- 11	0- 0	0- 1	HOME	0- 1	0- 1	3- 8				
1- 12	0- 1	0- 0	AWAY	0- 1	0- 1	1- 9				
0- 0	0- 0	0- 0	NEUTRAL	0- 0	0- 0	0- 0				
2- 12	0- 1	0- 1	NON-CONFERENCE	0- 0	0- 2	2- 8				
1- 6	0- 0	0- 1	HOME	0- 0	0- 1	1- 4				
1- 6	0- 1	0- 0	AWAY	0- 0	0- 1	1- 4				
0- 0	0- 0	0- 0	NEUTRAL	0- 0	0- 0	0- 0				
2- 11	0- 0	0- 0	CONFERENCE	0- 2	0- 0	2- 9				
2- 5	0- 0	0- 0	HOME	0- 1	0- 0	2- 4				
0- 6	0- 0	0- 0	AWAY	0- 1	0- 0	0- 5				
0- 0	0- 0	0- 0	NEUTRAL	0- 0	0- 0	0- 0				

RPI 1-25				RPI 26-50				RPI 51-100				RPI 101+ Team's RPI: 340			
RPI	S	Opponent	Score	RPI	S	Opponent	Score	RPI	S	Opponent	Score	RPI	S	Opponent	Score
19	A	DePaul	42 88	42	H	Kansas St.	54 63	96	A	New Mexico St.	63 76	142	H	Milwaukee	48 55
								96	H	New Mexico St.	60 70	143	A	Western Mich.	56 65
												176	A	Illinois	36 67
												205	A	Utah Valley	46 74
												205	H	Utah Valley	62 69
												212	A	UTRGV	56 78
												212	H	UTRGV	56 64
												218	H	Oakland	51 74
												219	A	CSU Bakersfield	43 76
												219	H	CSU Bakersfield	61 74
												221	A	Western Ill.	50 88
												229	H	Ill.-Chicago	47 51
												241	A	Grand Canyon	36 74
												241	H	Grand Canyon	60 65
												249	H	Northern Ill.	50 68
												263	A	Seattle	45 59
												263	H	Seattle	57 49
												299	H	UMKC	77 72
												302	H	Bradley	60 66
												305	H	Morehead St.	75 71
												311	A	Jackson St.	76 59
												313	A	Illinois St.	53 57
												315	A	IPFW	51 62
LAST 12 Division I GAMES:															
212	A	UTRGV	56 78	299	H	UMKC	77 72								
241	H	Grand Canyon	60 65	205	A	Utah Valley	46 74								
205	H	Utah Valley	62 69	241	A	Grand Canyon	36 74								
96	A	New Mexico St.	63 76	96	H	New Mexico St.	60 70								
219	H	CSU Bakersfield	61 74	212	H	UTRGV	56 64								
263	H	Seattle	57 49	263	A	Seattle	45 59								

Non-Div I Games:

Chicago St.

■ Loss,
 ■ Non-Conf, S Site,
 ■ Home
 ■ Away
 N Neutral

Average RPI Win:	253	WON-LOST	WINNING	LAST 10	STRENGTH OF	OPP. STRENGTH	TEAM	ADJ.	CONF.	ADJ CONF.
Average RPI Loss:	93	RECORD	PCT. RANK	GAMES	SCHEDULE	OF SCHEDULE	RPI	RPI	RPI	RPI
DIV. I ONLY	8- 22	290	1- 9	85	77	236	236	9	9	
DIV. I NON-CONF.	4- 7	222	0- 0	36	72	180	180	7	7	
TOTALS	RPI 1-25	RPI 26-50	W-L RECORDS	RPI 51-100	RPI 101-150	RPI 150+				
8- 22	0- 7	0- 1	OVERALL	0- 3	1- 3	7- 8				
5- 10	0- 3	0- 0	HOME	0- 1	1- 2	4- 4				
3- 9	0- 2	0- 1	AWAY	0- 2	0- 1	3- 3				
0- 3	0- 2	0- 0	NEUTRAL	0- 0	0- 0	0- 1				
4- 7	0- 3	0- 1	NON-CONFERENCE	0- 0	1- 1	3- 2				
4- 2	0- 1	0- 0	HOME	0- 0	1- 1	3- 0				
0- 3	0- 0	0- 1	AWAY	0- 0	0- 0	0- 2				
0- 2	0- 2	0- 0	NEUTRAL	0- 0	0- 0	0- 0				
4- 15	0- 4	0- 0	CONFERENCE	0- 3	0- 2	4- 6				
1- 8	0- 2	0- 0	HOME	0- 1	0- 1	1- 4				
3- 6	0- 2	0- 0	AWAY	0- 2	0- 1	3- 1				
0- 1	0- 0	0- 0	NEUTRAL	0- 0	0- 0	0- 1				

RPI S	Opponent	Score	RPI S	Opponent	Score	RPI S	Opponent	Score	RPI S	Opponent	Score	Team's RPI: 236
2 N	Baylor	34 72	36 A	Georgia	42 60	65 A	Temple	51 74	102 A	Memphis	51 54	
3 A	UConn	34 88				65 H	Temple	49 74	102 H	Memphis	47 64	
3 H	UConn	45 107				80 A	Tulane	51 70	103 H	UT Martin	57 63	
5 H	Ohio St.	76 105							134 H	Northern Ky.	71 68	
17 N	Michigan St.	63 103							151 A	Detroit	68 77	
25 A	South Fla.	49 82							153 A	East Carolina	60 63	
25 H	South Fla.	51 78							153 H	East Carolina	55 77	
									153 N	East Carolina	61 70	
									157 A	Xavier	56 65	
									180 A	Tulsa	55 53	
									180 H	Tulsa	63 76	
									187 H	SMU	55 73	
									255 H	Bowling Green	54 51	
									266 H	Saint Francis (PA)	93 86	
									277 A	UCF	68 50	
									277 H	UCF	60 80	
									285 A	Houston	67 61	
									285 H	Houston	56 50	
									338 H	Eastern Ill.	70 57	
LAST 12 Division I GAMES:												
153 N	East Carolina	61 70	25 H	South Fla.	51 78							
80 A	Tulane	51 70	65 H	Temple	49 74							
180 H	Tulsa	63 76	102 A	Memphis	51 54							
153 H	East Carolina	55 77	25 A	South Fla.	49 82							
285 A	Houston	67 61	285 H	Houston	56 50							
3 A	UConn	34 88	187 H	SMU	55 73							

Non-Div I Games:

Cincinnati

■ Loss,
■ Non-Conf,
■ S Site,
■ H Home
■ A Away
N Neutral

Average RPI Win:	254	WON-LOST	WINNING	LAST 10	STRENGTH OF	OPP. STRENGTH	TEAM	ADJ.	CONF.	ADJ CONF.
Average RPI Loss:	103	RECORD	PCT. RANK	GAMES	SCHEDULE	OF SCHEDULE	RPI	RPI	RPI	RPI
DIV. I ONLY	4- 26	335	0- 10	44	84	258	258	4	4	
DIV. I NON-CONF.	4- 9	245	0- 0	132	332	252	252	5	5	
TOTALS	RPI 1-25	RPI 26-50	W-L RECORDS	RPI 51-100	RPI 101-150	RPI 150+				
4- 26	0- 6	0- 3	OVERALL	0- 4	1- 8	3- 5				
3- 12	0- 2	0- 3	HOME	0- 1	1- 3	2- 3				
1- 11	0- 4	0- 0	AWAY	0- 3	0- 3	1- 1				
0- 3	0- 0	0- 0	NEUTRAL	0- 0	0- 2	0- 1				
4- 9	0- 1	0- 0	NON-CONFERENCE	0- 2	1- 1	3- 5				
3- 4	0- 1	0- 0	HOME	0- 0	1- 0	2- 3				
1- 3	0- 0	0- 0	AWAY	0- 2	0- 0	1- 1				
0- 2	0- 0	0- 0	NEUTRAL	0- 0	0- 1	0- 1				
0- 17	0- 5	0- 3	CONFERENCE	0- 2	0- 7	0- 0				
0- 8	0- 1	0- 3	HOME	0- 1	0- 3	0- 0				
0- 8	0- 4	0- 0	AWAY	0- 1	0- 3	0- 0				
0- 1	0- 0	0- 0	NEUTRAL	0- 0	0- 1	0- 0				

RPI 1-25				RPI 26-50				RPI 51-100				RPI 101+				Team's RPI: 258
RPI	S	Opponent	Score	RPI	S	Opponent	Score	RPI	S	Opponent	Score	RPI	S	Opponent	Score	
1	A	Notre Dame	52 71	28	H	Miami (FL)	49 83	70	A	Maine	42 75	106	A	Virginia	48 65	
4	H	South Carolina	41 67	48	H	Duke	43 72	71	A	Georgia Tech	48 77	115	H	Boston College	64 67	
13	A	Louisville	33 75	49	H	North Carolina St.	57 71	71	H	Georgia Tech	63 76	119	A	Virginia Tech	49 79	
14	A	Syracuse	62 83					82	A	Oregon	56 69	126	H	Pittsburgh	56 59	
15	A	Florida St.	56 75									127	N	Buffalo	51 61	
15	H	Florida St.	40 85									135	H	UNC Asheville	67 49	
												140	H	Wake Forest	45 55	
												140	N	Wake Forest	58 73	
												147	A	North Carolina	56 72	
												197	N	Butler	50 54	
												201	H	William & Mary	41 58	
												211	A	Furman	49 70	
												278	A	Tennessee Tech	71 53	
												282	H	Coastal Caro.	47 63	
												293	H	Charleston So.	43 36	
												296	H	Florida A&M	68 77	
												309	H	South Carolina St.	63 54	
LAST 12 Division I GAMES:																
				140	N	Wake Forest	58 73	140	H	Wake Forest	45 55					
				49	H	North Carolina St.	57 71	15	A	Florida St.	56 75					
				1	A	Notre Dame	52 71	14	A	Syracuse	62 83					
				106	A	Virginia	48 65	126	H	Pittsburgh	56 59					
				115	H	Boston College	64 67	13	A	Louisville	33 75					
				71	A	Georgia Tech	48 77	71	H	Georgia Tech	63 76					

Non-Div I Games:

Clemson

■ Loss,
 ■ Non-Conf,
 ■ S Site,
 ■ H Home
 ■ A Away
 N Neutral

Cleveland St.

Through Games Of March 4, 2016

Average RPI Win:	231	WON-LOST	WINNING	LAST 10	STRENGTH OF	OPP. STRENGTH	TEAM	ADJ.	CONF.	ADJ CONF.
Average RPI Loss:	154	RECORD	PCT. RANK	GAMES	SCHEDULE	OF SCHEDULE	RPI	RPI	RPI	RPI
DIV. I ONLY	8- 19	281	4- 5	170	183	272	272	14	14	
DIV. I NON-CONF.	3- 7	248	0- 1	313	278	311	311	16	16	
TOTALS	RPI 1-25	RPI 26-50	W-L RECORDS	RPI 51-100	RPI 101-150	RPI 150+				
8- 19	0- 2	0- 0	OVERALL	0- 4	2- 5	6- 8				
6- 7	0- 1	0- 0	HOME	0- 1	1- 3	5- 2				
2- 10	0- 1	0- 0	AWAY	0- 2	1- 2	1- 5				
0- 2	0- 0	0- 0	NEUTRAL	0- 1	0- 0	0- 1				
3- 7	0- 0	0- 0	NON-CONFERENCE	0- 4	0- 0	3- 3				
2- 2	0- 0	0- 0	HOME	0- 1	0- 0	2- 1				
1- 3	0- 0	0- 0	AWAY	0- 2	0- 0	1- 1				
0- 2	0- 0	0- 0	NEUTRAL	0- 1	0- 0	0- 1				
5- 12	0- 2	0- 0	CONFERENCE	0- 0	2- 5	3- 5				
4- 5	0- 1	0- 0	HOME	0- 0	1- 3	3- 1				
1- 7	0- 1	0- 0	AWAY	0- 0	1- 2	0- 4				
0- 0	0- 0	0- 0	NEUTRAL	0- 0	0- 0	0- 0				

RPI 1-25				RPI 26-50				RPI 51-100				RPI 101+ Team's RPI: 272			
RPI	S	Opponent	Score	RPI	S	Opponent	Score	RPI	S	Opponent	Score	RPI	S	Opponent	Score
20	A	Green Bay	53 71					54	N	Saint Louis	65 76	107	A	Wright St.	64 81
20	H	Green Bay	45 66					86	A	Belmont	58 76	107	H	Wright St.	65 93
								90	H	Bucknell	57 59	129	A	Youngstown St.	53 43
								97	A	Toledo	53 66	129	H	Youngstown St.	75 68
												134	H	Northern Ky.	51 83
												142	A	Milwaukee	58 59
												142	H	Milwaukee	46 62
												151	A	Detroit	68 82
												151	H	Detroit	60 66
												218	A	Oakland	69 79
												218	H	Oakland	88 75
												229	A	Ill.-Chicago	62 80
												229	H	Ill.-Chicago	72 69
												254	A	Valparaiso	59 66
												254	H	Valparaiso	72 65
												255	H	Bowling Green	69 48
												289	A	Niagara	72 73
												307	N	UNCG	51 55
												310	H	FIU	64 57
												321	A	Kent St.	60 49
												334	H	Evansville	63 72
LAST 12 Division I GAMES:															
307	N	UNCG	51 55	142	A	Milwaukee	58 59								
107	A	Wright St.	64 81	218	H	Oakland	88 75								
254	H	Valparaiso	72 65	151	H	Detroit	60 66								
229	H	Ill.-Chicago	72 69	107	H	Wright St.	65 93								
129	A	Youngstown St.	53 43	134	H	Northern Ky.	51 83								
20	A	Green Bay	53 71	229	A	Ill.-Chicago	62 80								

Non-Div I Games:

Cleveland St.

■ Loss,
 ■ Non-Conf,
 ■ S Site,
 ■ Home
 ■ Away
 N Neutral

Average RPI Win:	242	WON-LOST	WINNING	LAST 10	STRENGTH OF	OPP. STRENGTH	TEAM	ADJ.	CONF.	ADJ CONF.
Average RPI Loss:	211	RECORD	PCT. RANK	GAMES	SCHEDULE	OF SCHEDULE	RPI	RPI	RPI	RPI
DIV. I ONLY	8- 17	269	4- 6	253	316	282	282	28	28	
DIV. I NON-CONF.	2- 4	234	0- 0	266	261	267	267	29	29	
TOTALS	RPI 1-25	RPI 26-50	W-L RECORDS	RPI 51-100	RPI 101-150	RPI 150+				
8- 17	0- 0	0- 0	OVERALL	0- 1	1- 4	7- 12				
4- 6	0- 0	0- 0	HOME	0- 0	0- 2	4- 4				
4- 8	0- 0	0- 0	AWAY	0- 0	1- 1	3- 7				
0- 3	0- 0	0- 0	NEUTRAL	0- 1	0- 1	0- 1				
2- 4	0- 0	0- 0	NON-CONFERENCE	0- 1	0- 1	2- 2				
1- 0	0- 0	0- 0	HOME	0- 0	0- 0	1- 0				
1- 1	0- 0	0- 0	AWAY	0- 0	0- 0	1- 1				
0- 3	0- 0	0- 0	NEUTRAL	0- 1	0- 1	0- 1				
6- 13	0- 0	0- 0	CONFERENCE	0- 0	1- 3	5- 10				
3- 6	0- 0	0- 0	HOME	0- 0	0- 2	3- 4				
3- 7	0- 0	0- 0	AWAY	0- 0	1- 1	2- 6				
0- 0	0- 0	0- 0	NEUTRAL	0- 0	0- 0	0- 0				

RPI 1-25			RPI 26-50			RPI 51-100			RPI 101+			Team's RPI: 282
RPI	S	Opponent	Score	RPI	S	Opponent	Score	RPI	S	Opponent	Score	
						66 N Hofstra	40 82			118 A Liberty	58 51	
										118 H Liberty	63 65	
										135 A UNC Asheville	69 77	
										135 H UNC Asheville	52 63	
										140 N Wake Forest	52 81	
										189 A Gardner-Webb	59 56	
										189 H Gardner-Webb	51 61	
										191 A Radford	45 61	
										191 H Radford	36 49	
										199 N Sacred Heart	62 71	
										226 A Presbyterian	42 66	
										226 H Presbyterian	60 47	
										253 A High Point	52 53	
										253 H High Point	79 53	
										258 A Clemson	63 47	
										264 A Campbell	52 73	
										264 H Campbell	70 83	
										266 A Saint Francis (PA)	74 106	
										293 A Charleston So.	73 62	
										293 H Charleston So.	61 40	
										306 H Wofford	83 69	
										316 A Longwood	76 84	
										316 H Longwood	48 56	
										324 A Winthrop	43 52	
LAST 12 Division I GAMES:												
						316 A Longwood	76 84			253 H High Point	79 53	
						189 H Gardner-Webb	51 61			135 A UNC Asheville	69 77	
						226 H Presbyterian	60 47			191 H Radford	36 49	
						118 A Liberty	58 51			264 A Campbell	52 73	
						293 H Charleston So.	61 40			226 A Presbyterian	42 66	
						324 A Winthrop	43 52			118 H Liberty	63 65	

Non-Div I Games: Allen 86 45 Warren Wilson 100 49 Mid-Atlantic Christ105 15

Coastal Caro.

Loss, Non-Conf, S Site, H Home A Away N Neutral

Average RPI Win:	246	WON-LOST	WINNING	LAST 10	STRENGTH OF	OPP. STRENGTH	TEAM	ADJ.	CONF.	ADJ CONF.
Average RPI Loss:	115	RECORD	PCT. RANK	GAMES	SCHEDULE	OF SCHEDULE	RPI	RPI	RPI	RPI
DIV. I ONLY	10- 18	254	3- 7	136	158	227	227	13	13	
DIV. I NON-CONF.	5- 6	180	0- 0	107	250	171	171	10	10	
TOTALS	RPI 1-25	RPI 26-50	W-L RECORDS	RPI 51-100	RPI 101-150	RPI 150+				
10- 18	0- 1	0- 2	OVERALL	1- 6	0- 3	9- 6				
7- 7	0- 1	0- 1	HOME	1- 2	0- 0	6- 3				
3- 11	0- 0	0- 1	AWAY	0- 4	0- 3	3- 3				
0- 0	0- 0	0- 0	NEUTRAL	0- 0	0- 0	0- 0				
5- 6	0- 1	0- 1	NON-CONFERENCE	0- 1	0- 3	5- 0				
4- 2	0- 1	0- 1	HOME	0- 0	0- 0	4- 0				
1- 4	0- 0	0- 0	AWAY	0- 1	0- 3	1- 0				
0- 0	0- 0	0- 0	NEUTRAL	0- 0	0- 0	0- 0				
5- 12	0- 0	0- 1	CONFERENCE	1- 5	0- 0	4- 6				
3- 5	0- 0	0- 0	HOME	1- 2	0- 0	2- 3				
2- 7	0- 0	0- 1	AWAY	0- 3	0- 0	2- 3				
0- 0	0- 0	0- 0	NEUTRAL	0- 0	0- 0	0- 0				

RPI S	Opponent	Score	RPI S	Opponent	Score	RPI S	Opponent	Score	RPI S	Opponent	Score	Team's RPI: 227
13	H Louisville	67 71	35	A James Madison	61 83	66	A Hofstra	54 66	111	A Mercer	58 66	
			38	H Western Ky.	44 78	66	H Hofstra	58 62	119	A Virginia Tech	47 81	
						76	A Charlotte	61 89	146	A Boise St.	38 61	
						78	A Drexel	54 66	160	A Northeastern	66 78	
						78	H Drexel	49 46	160	H Northeastern	49 52	
						88	A Elon	41 52	163	A Delaware	55 72	
						88	H Elon	38 54	163	H Delaware	47 63	
									181	A Weber St.	50 42	
									201	A William & Mary	55 51	
									201	H William & Mary	40 66	
									265	H Appalachian St.	60 50	
									270	A UNCW	64 53	
									270	H UNCW	68 24	
									285	H Houston	55 48	
									290	A Towson	51 62	
									290	H Towson	67 55	
									293	H Charleston So.	81 66	
									324	H Winthrop	77 63	
LAST 12 Division I GAMES:												
270	H UNCW	68 24	163	A Delaware	55 72							
66	A Hofstra	54 66	78	H Drexel	49 46							
160	A Northeastern	66 78	160	H Northeastern	49 52							
201	H William & Mary	40 66	290	H Towson	67 55							
88	H Elon	38 54	201	A William & Mary	55 51							
290	A Towson	51 62	88	A Elon	41 52							

Non-Div I Games:

Col. of Charleston

■ Loss,
■ Non-Conf, S Site,
■ Home
■ Away
N Neutral

Colgate

Through Games Of March 4, 2016

Average RPI Win: 296	WON-LOST	WINNING	LAST 10	STRENGTH OF	OPP. STRENGTH	TEAM	ADJ.	CONF.	ADJ CONF.
Average RPI Loss: 182	RECORD	PCT. RANK	GAMES	SCHEDULE	OF SCHEDULE	RPI	RPI	RPI	RPI
DIV. I ONLY	6- 22	306	2- 8	193	275	301	301	25	25
DIV. I NON-CONF.	2- 8	290	0- 0	118	159	254	254	27	27
TOTALS	RPI 1-25	RPI 26-50	W-L RECORDS	RPI 51-100	RPI 101-150	RPI 150+			
6- 22	0- 2	0- 1	OVERALL	0- 4	0- 1	6- 14			
3- 11	0- 1	0- 1	HOME	0- 2	0- 1	3- 6			
3- 11	0- 1	0- 0	AWAY	0- 2	0- 0	3- 8			
0- 0	0- 0	0- 0	NEUTRAL	0- 0	0- 0	0- 0			
2- 8	0- 2	0- 1	NON-CONFERENCE	0- 0	0- 1	2- 4			
1- 4	0- 1	0- 1	HOME	0- 0	0- 1	1- 1			
1- 4	0- 1	0- 0	AWAY	0- 0	0- 0	1- 3			
0- 0	0- 0	0- 0	NEUTRAL	0- 0	0- 0	0- 0			
4- 14	0- 0	0- 0	CONFERENCE	0- 4	0- 0	4- 10			
2- 7	0- 0	0- 0	HOME	0- 2	0- 0	2- 5			
2- 7	0- 0	0- 0	AWAY	0- 2	0- 0	2- 5			
0- 0	0- 0	0- 0	NEUTRAL	0- 0	0- 0	0- 0			

RPI 1-25				RPI 26-50				RPI 51-100				RPI 101+ Team's RPI: 301			
RPI	S	Opponent	Score	RPI	S	Opponent	Score	RPI	S	Opponent	Score	RPI	S	Opponent	Score
3	H	UConn	50 94	34	H	St. Bonaventure	38 62	67	A	Army West Point	55 67	110	H	Gonzaga	50 80
19	A	DePaul	46 96					67	H	Army West Point	55 78	167	A	Cornell	60 73
								90	A	Bucknell	60 79	220	A	Lehigh	74 83
								90	H	Bucknell	51 71	220	H	Lehigh	82 72
												230	A	Binghamton	56 63
												231	A	Loyola Maryland	38 55
												231	H	Loyola Maryland	49 65
												233	H	Siena	52 50
												234	A	Navy	41 51
												234	H	Navy	58 62
												251	A	Holy Cross	61 70
												251	H	Holy Cross	71 80
												256	H	Monmouth	80 86
												273	A	American	56 64
												273	H	American	37 49
												321	A	Kent St.	71 76
												326	A	Lafayette	72 59
												326	H	Lafayette	70 55
												328	A	LIU Brooklyn	63 53
												341	A	Boston U.	72 63
												341	H	Boston U.	58 71
LAST 12 Division I GAMES:															
220	H	Lehigh	82 72	67	H	Army West Point	55 78	234	H	Navy	58 62				
326	H	Lafayette	70 55	251	A	Holy Cross	61 70	273	A	American	56 64				
220	A	Lehigh	74 83	231	H	Loyola Maryland	49 65	341	A	Boston U.	72 63				
231	A	Loyola Maryland	38 55												
341	H	Boston U.	58 71												
90	A	Bucknell	60 79												

Non-Div I Games:

Colgate

■ Loss,
 ■ Non-Conf, S Site,
 ■ Home
 ■ Away
 N Neutral

Colorado

Through Games Of March 4, 2016

Average RPI Win:	186	WON-LOST	WINNING	LAST 10	STRENGTH OF	OPP. STRENGTH	TEAM	ADJ.	CONF.	ADJ CONF.
Average RPI Loss:	59	RECORD	PCT. RANK	GAMES	SCHEDULE	OF SCHEDULE	RPI	RPI	RPI	RPI
DIV. I ONLY	7- 23	302	2- 8	15	28	196	196	1	1	
DIV. I NON-CONF.	5- 6	180	0- 0	62	197	163	163	1	1	
TOTALS	RPI 1-25	RPI 26-50	W-L RECORDS	RPI 51-100	RPI 101-150	RPI 150+				
7- 23	0- 8	0- 5	OVERALL	2- 7	0- 2	5- 1				
7- 9	0- 4	0- 2	HOME	2- 3	0- 0	5- 0				
0- 13	0- 4	0- 2	AWAY	0- 4	0- 2	0- 1				
0- 1	0- 0	0- 1	NEUTRAL	0- 0	0- 0	0- 0				
5- 6	0- 2	0- 2	NON-CONFERENCE	0- 0	0- 1	5- 1				
5- 2	0- 1	0- 1	HOME	0- 0	0- 0	5- 0				
0- 4	0- 1	0- 1	AWAY	0- 0	0- 1	0- 1				
0- 0	0- 0	0- 0	NEUTRAL	0- 0	0- 0	0- 0				
2- 17	0- 6	0- 3	CONFERENCE	2- 7	0- 1	0- 0				
2- 7	0- 3	0- 1	HOME	2- 3	0- 0	0- 0				
0- 9	0- 3	0- 1	AWAY	0- 4	0- 1	0- 0				
0- 1	0- 0	0- 1	NEUTRAL	0- 0	0- 0	0- 0				

RPI	S	Opponent	Score	RPI	S	Opponent	Score	RPI	S	Opponent	Score	RPI	S	Opponent	Score	Team's RPI: 196
7	A	Oregon St.	50 73	29	A	Washington	47 68	56	H	Southern California	66 63	120	A	Arizona	52 63	
7	H	Oregon St.	47 61	29	H	Washington	74 76	79	A	California	35 64	131	A	Long Beach St.	42 59	
8	H	UCLA	64 82	29	N	Washington	51 67	79	H	California	78 57	179	H	Northern Colo.	63 41	
9	A	Stanford	56 71	44	H	Missouri	75 79	82	A	Oregon	70 77	216	H	Massachusetts	90 63	
9	H	Stanford	49 80	47	A	Colorado St.	63 64	82	H	Oregon	46 59	226	H	Presbyterian	72 60	
10	A	Arizona St.	37 64					87	A	Utah	55 71	238	H	Loyola Marymount	92 81	
12	A	Kentucky	61 86					87	H	Utah	68 76	246	A	Wyoming	68 77	
24	H	Florida	61 83					95	A	Washington St.	70 83	308	H	Northern Ariz.	90 66	
								95	H	Washington St.	66 74					
LAST 12 Division I GAMES:																
		29	N	Washington	51	67	7	A	Oregon St.	50	73					
		29	A	Washington	47	68	87	H	Utah	68	76					
		95	A	Washington St.	70	83	87	A	Utah	55	71					
		79	H	California	78	57	56	H	Southern California	66	63					
		9	H	Stanford	49	80	8	H	UCLA	64	82					
		82	A	Oregon	70	77	7	H	Oregon St.	47	61					

Non-Div I Games:

Colorado

■ Loss,
■ Non-Conf,
■ S Site,
■ H Home
■ A Away
N Neutral

Average RPI Win:	223	WON-LOST	WINNING	LAST 10	STRENGTH OF	OPP. STRENGTH	TEAM	ADJ.	CONF.	ADJ CONF.
Average RPI Loss:	37	RECORD	PCT. RANK	GAMES	SCHEDULE	OF SCHEDULE	RPI	RPI	RPI	RPI
DIV. I ONLY	26- 1	5	10- 0	284	201	47	47	20	20	
DIV. I NON-CONF.	8- 1	23	0- 0	222	165	50	50	20	20	
TOTALS	RPI 1-25	RPI 26-50	W-L RECORDS	RPI 51-100	RPI 101-150	RPI 150+				
26- 1	1- 0	0- 1	OVERALL	0- 0	3- 0	22- 0				
13- 0	1- 0	0- 0	HOME	0- 0	2- 0	10- 0				
12- 1	0- 0	0- 1	AWAY	0- 0	1- 0	11- 0				
1- 0	0- 0	0- 0	NEUTRAL	0- 0	0- 0	1- 0				
8- 1	1- 0	0- 1	NON-CONFERENCE	0- 0	0- 0	7- 0				
4- 0	1- 0	0- 0	HOME	0- 0	0- 0	3- 0				
3- 1	0- 0	0- 1	AWAY	0- 0	0- 0	3- 0				
1- 0	0- 0	0- 0	NEUTRAL	0- 0	0- 0	1- 0				
18- 0	0- 0	0- 0	CONFERENCE	0- 0	3- 0	15- 0				
9- 0	0- 0	0- 0	HOME	0- 0	2- 0	7- 0				
9- 0	0- 0	0- 0	AWAY	0- 0	1- 0	8- 0				
0- 0	0- 0	0- 0	NEUTRAL	0- 0	0- 0	0- 0				

RPI 1-25				RPI 26-50				Team's RPI: 47	RPI 51-100				RPI 101+			
RPI	S	Opponent	Score	RPI	S	Opponent	Score		RPI	S	Opponent	Score	RPI	S	Opponent	Score
16	H	BYU	61 55	37	A	Penn	48 49						121	H	Fresno St.	68 55
													146	A	Boise St.	83 51
													146	H	Boise St.	68 64
													164	H	Montana	75 43
													172	A	New Mexico	49 48
													179	A	Northern Colo.	62 46
													192	A	San Jose St.	80 78
													192	H	San Jose St.	76 54
													196	H	Colorado	64 63
													202	A	UNLV	64 56
													202	H	UNLV	83 52
													223	A	Utah St.	69 49
													223	H	Utah St.	91 64
													234	A	Navy	82 73
													246	A	Wyoming	62 57
													246	H	Wyoming	63 42
													250	A	San Diego St.	60 57
													250	H	San Diego St.	70 54
													252	N	Morgan St.	54 36
													304	A	Denver	74 46
													320	A	Nevada	64 37
													320	H	Nevada	74 56
													329	H	Incarnate Word	60 37
													342	A	Air Force	81 48
													342	H	Air Force	71 47
LAST 12 Division I GAMES:																
342	A	Air Force	81 48	202	H	UNLV	83 52									
121	H	Fresno St.	68 55	146	A	Boise St.	83 51									
320	H	Nevada	74 56	320	A	Nevada	64 37									
172	A	New Mexico	49 48	250	H	San Diego St.	70 54									
246	A	Wyoming	62 57	246	H	Wyoming	63 42									
223	H	Utah St.	91 64	192	A	San Jose St.	80 78									

Non-Div I Games: Okla. Panhandle 90 45 Western St. 84 42

Colorado St.

Loss, Non-Conf, S Site, H Home A Away N Neutral

Average RPI Win: 271		WON-LOST	WINNING	LAST 10	STRENGTH OF	OPP. STRENGTH	TEAM	ADJ.	CONF.	ADJ CONF.
Average RPI Loss: 124		RECORD	PCT. RANK	GAMES	SCHEDULE	OF SCHEDULE	RPI	RPI	RPI	RPI
DIV. I ONLY		11- 16	229	1- 9	194	202	240	240	10	10
DIV. I NON-CONF.		10- 4	86	0- 0	317	324	167	167	12	12
TOTALS		RPI 1-25	RPI 26-50	W-L RECORDS	RPI 51-100	RPI 101-150	RPI 150+			
11- 16	0- 1		0- 4	OVERALL	0- 3	0- 0	11- 8			
7- 7	0- 0		0- 2	HOME	0- 1	0- 0	7- 4			
4- 8	0- 1		0- 2	AWAY	0- 1	0- 0	4- 4			
0- 1	0- 0		0- 0	NEUTRAL	0- 1	0- 0	0- 0			
10- 4	0- 1		0- 0	NON-CONFERENCE	0- 1	0- 0	10- 2			
6- 1	0- 0		0- 0	HOME	0- 0	0- 0	6- 1			
4- 2	0- 1		0- 0	AWAY	0- 0	0- 0	4- 1			
0- 1	0- 0		0- 0	NEUTRAL	0- 1	0- 0	0- 0			
1- 12	0- 0		0- 4	CONFERENCE	0- 2	0- 0	1- 6			
1- 6	0- 0		0- 2	HOME	0- 1	0- 0	1- 3			
0- 6	0- 0		0- 2	AWAY	0- 1	0- 0	0- 3			
0- 0	0- 0		0- 0	NEUTRAL	0- 0	0- 0	0- 0			

RPI 1-25				RPI 26-50				RPI 51-100				RPI 101+ Team's RPI: 240			
RPI	S	Opponent	Score	RPI	S	Opponent	Score	RPI	S	Opponent	Score	RPI	S	Opponent	Score
10	A	Arizona St.	49 70	30	A	Princeton	54 86	97	N	Toledo	75 88	155	H	Yale	77 71
				30	H	Princeton	48 77	99	A	Harvard	54 84	161	H	Stony Brook	71 79
				37	A	Penn	51 71	99	H	Harvard	66 69	167	A	Cornell	73 84
				37	H	Penn	42 60					167	H	Cornell	59 66
												174	A	UMBC	70 68
												207	A	Rhode Island	56 57
												208	A	Brown	64 91
												208	H	Brown	63 73
												215	A	Dartmouth	53 63
												215	H	Dartmouth	73 76
												230	H	Binghamton	71 64
												231	H	Loyola Maryland	63 53
												266	H	Saint Francis (PA)	82 78
												280	H	Vermont	73 56
												314	A	Fairleigh Dickinson	87 83
												319	A	UMass Lowell	67 57
												328	A	LIU Brooklyn	84 74
												344	H	NJIT	72 52
												345	H	Wagner	67 48
LAST 12 Division I GAMES:															
				208	A	Brown	64 91	37	A	Penn	51 71				
				37	H	Penn	42 60	208	H	Brown	63 73				
				30	H	Princeton	48 77	155	H	Yale	77 71				
				215	A	Dartmouth	53 63	99	H	Harvard	66 69				
				99	A	Harvard	54 84	215	H	Dartmouth	73 76				
				30	A	Princeton	54 86	167	A	Cornell	73 84				

Non-Div I Games:	Central Penn	102	18
------------------	--------------	-----	----

Columbia

■ Loss, ■ Non-Conf, S Site, H Home A Away N Neutral

Average RPI Win: 299		WON-LOST	WINNING	LAST 10	STRENGTH OF	OPP. STRENGTH	TEAM	ADJ.	CONF.	ADJ CONF.
Average RPI Loss: 165		RECORD	PCT. RANK	GAMES	SCHEDULE	OF SCHEDULE	RPI	RPI	RPI	RPI
DIV. I ONLY		13- 14	180	6- 4	318	305	244	244	32	32
DIV. I NON-CONF.		3- 8	258	0- 0	101	83	188	188	30	30
TOTALS	RPI 1-25		RPI 26-50		W-L RECORDS		RPI 51-100		RPI 101-150	RPI 150+
13- 14	0- 1		0- 2		OVERALL		0- 2		0- 2	13- 7
8- 2	0- 0		0- 0		HOME		0- 0		0- 0	8- 2
4- 11	0- 1		0- 2		AWAY		0- 1		0- 2	4- 5
1- 1	0- 0		0- 0		NEUTRAL		0- 1		0- 0	1- 0
3- 8	0- 1		0- 2		NON-CONFERENCE		0- 2		0- 2	3- 1
1- 1	0- 0		0- 0		HOME		0- 0		0- 0	1- 1
1- 6	0- 1		0- 2		AWAY		0- 1		0- 2	1- 0
1- 1	0- 0		0- 0		NEUTRAL		0- 1		0- 0	1- 0
10- 6	0- 0		0- 0		CONFERENCE		0- 0		0- 0	10- 6
7- 1	0- 0		0- 0		HOME		0- 0		0- 0	7- 1
3- 5	0- 0		0- 0		AWAY		0- 0		0- 0	3- 5
0- 0	0- 0		0- 0		NEUTRAL		0- 0		0- 0	0- 0

[illegible]

Non-Div I Games: Bowie St.

63 64

Coppin St.

Loss, Non-Conf, S Site, H Home A Away N Neutral

Average RPI Win: 233	WON-LOST	WINNING	LAST 10	STRENGTH OF	OPP. STRENGTH	TEAM	ADJ.	CONF.	ADJ CONF.
Average RPI Loss: 126	RECORD	PCT. RANK	GAMES	SCHEDULE	OF SCHEDULE	RPI	RPI	RPI	RPI
DIV. I ONLY	14- 13	160	4- 6	173	172	167	167	10	10
DIV. I NON-CONF.	8- 6	136	0- 0	302	303	208	208	12	12
TOTALS	RPI 1-25	RPI 26-50	W-L RECORDS	RPI 51-100	RPI 101-150	RPI 150+			
14- 13	0- 1	1- 3	OVERALL	0- 2	0- 2	13- 5			
11- 3	0- 0	1- 1	HOME	0- 1	0- 0	10- 1			
3- 10	0- 1	0- 2	AWAY	0- 1	0- 2	3- 4			
0- 0	0- 0	0- 0	NEUTRAL	0- 0	0- 0	0- 0			
8- 6	0- 1	0- 0	NON-CONFERENCE	0- 0	0- 2	8- 3			
6- 1	0- 0	0- 0	HOME	0- 0	0- 0	6- 1			
2- 5	0- 1	0- 0	AWAY	0- 0	0- 2	2- 2			
0- 0	0- 0	0- 0	NEUTRAL	0- 0	0- 0	0- 0			
6- 7	0- 0	1- 3	CONFERENCE	0- 2	0- 0	5- 2			
5- 2	0- 0	1- 1	HOME	0- 1	0- 0	4- 0			
1- 5	0- 0	0- 2	AWAY	0- 1	0- 0	1- 2			
0- 0	0- 0	0- 0	NEUTRAL	0- 0	0- 0	0- 0			

RPI 1-25				RPI 26-50				RPI 51-100				RPI 101+ Team's RPI: 167			
RPI	S	Opponent	Score	RPI	S	Opponent	Score	RPI	S	Opponent	Score	RPI	S	Opponent	Score
9	A	Stanford	38 93	30	A	Princeton	51 71	99	A	Harvard	63 68	127	A	Buffalo	41 59
				30	H	Princeton	57 94	99	H	Harvard	56 65	141	A	Marshall	47 73
				37	A	Penn	50 65					155	A	Yale	38 56
				37	H	Penn	51 46					155	H	Yale	74 63
												161	H	Stony Brook	49 58
												186	H	Fairfield	59 35
												208	H	Brown	85 70
												210	A	Hartford	50 53
												215	A	Dartmouth	52 60
												215	H	Dartmouth	71 58
												228	A	Bryant	70 62
												230	H	Binghamton	64 57
												240	A	Columbia	66 59
												240	H	Columbia	84 73
												266	H	Saint Francis (PA)	75 69
												290	H	Towson	88 60
												301	H	Colgate	73 60
												322	H	Delaware St.	71 62
												330	A	Howard	74 76
												343	A	Cal St. Fullerton	59 47
LAST 12 Division I GAMES:															
155	A	Yale	38 56	30	A	Princeton	51 71								
30	H	Princeton	57 94	155	H	Yale	74 63								
37	H	Penn	51 46	208	H	Brown	85 70								
99	A	Harvard	63 68	215	H	Dartmouth	71 58								
215	A	Dartmouth	52 60	99	H	Harvard	56 65								
37	A	Penn	50 65	240	H	Columbia	84 73								

Non-Div I Games:

Cornell

Creighton

Through Games Of March 4, 2016

Average RPI Win:	158	WON-LOST	WINNING	LAST 10	STRENGTH OF	OPP. STRENGTH	TEAM	ADJ.	CONF.	ADJ CONF.
Average RPI Loss:	96	RECORD	PCT. RANK	GAMES	SCHEDULE	OF SCHEDULE	RPI	RPI	RPI	RPI
DIV. I ONLY	14- 16	191	4- 6	77	75	128	128	6	6	
DIV. I NON-CONF.	6- 6	160	0- 0	125	119	140	140	6	6	
TOTALS	RPI 1-25	RPI 26-50	W-L RECORDS	RPI 51-100	RPI 101-150	RPI 150+				
14- 16	0- 2	2- 2	OVERALL	3- 7	0- 2	9- 3				
8- 5	0- 1	1- 1	HOME	2- 3	0- 0	5- 0				
4- 10	0- 1	1- 1	AWAY	1- 4	0- 1	2- 3				
2- 1	0- 0	0- 0	NEUTRAL	0- 0	0- 1	2- 0				
6- 6	0- 0	0- 0	NON-CONFERENCE	1- 3	0- 2	5- 1				
3- 1	0- 0	0- 0	HOME	1- 1	0- 0	2- 0				
1- 4	0- 0	0- 0	AWAY	0- 2	0- 1	1- 1				
2- 1	0- 0	0- 0	NEUTRAL	0- 0	0- 1	2- 0				
8- 10	0- 2	2- 2	CONFERENCE	2- 4	0- 0	4- 2				
5- 4	0- 1	1- 1	HOME	1- 2	0- 0	3- 0				
3- 6	0- 1	1- 1	AWAY	1- 2	0- 0	1- 2				
0- 0	0- 0	0- 0	NEUTRAL	0- 0	0- 0	0- 0				

RPI 1-25				RPI 26-50				RPI 51-100				RPI 101+ Team's RPI: 128			
RPI	S	Opponent	Score	RPI	S	Opponent	Score	RPI	S	Opponent	Score	RPI	S	Opponent	Score
19	A	DePaul	63 81	33	A	Seton Hall	71 77	57	A	St. John's (NY)	64 57	104	N	Northwestern	52 75
19	H	DePaul	52 78	33	H	Seton Hall	82 86	57	H	St. John's (NY)	55 66	109	A	Drake	72 81
				46	A	Villanova	65 62	60	H	South Dakota St.	51 53	153	N	East Carolina	91 66
				46	H	Villanova	53 48	87	A	Utah	58 74	157	A	Xavier	55 57
								92	A	Marquette	72 79	157	H	Xavier	74 47
								92	H	Marquette	83 81	168	H	Marist	89 46
								93	H	UNI	69 61	182	N	Eastern Wash.	66 60
								94	A	Georgetown	57 69	197	A	Butler	52 42
								94	H	Georgetown	44 57	197	H	Butler	77 49
								98	A	Nebraska	63 65	217	A	Kansas	54 67
												259	A	Omaha	69 46
												261	A	Providence	59 61
												261	H	Providence	72 48
												297	H	Wichita St.	79 54
LAST 12 Division I GAMES:															
57	A	St. John's (NY)	64 57	197	A	Butler	52 42								
33	A	Seton Hall	71 77	94	H	Georgetown	44 57								
19	H	DePaul	52 78	46	H	Villanova	53 48								
92	H	Marquette	83 81	92	A	Marquette	72 79								
261	A	Providence	59 61	19	A	DePaul	63 81								
157	A	Xavier	55 57	261	H	Providence	72 48								

Non-Div I Games:

Creighton

Loss, Non-Conf, S Site, H Home A Away N Neutral

RPI 1-25				RPI 26-50				RPI 51-100				RPI 101+				Team's RPI: 215	
RPI	S	Opponent	Score	RPI	S	Opponent	Score	RPI	S	Opponent	Score	RPI	S	Opponent	Score		
13	A	Louisville	52 94	30	H	Princeton	48 85	70	H	Maine	41 59	149	N	Jacksonville	44 51		
				37	A	Penn	50 65	78	A	Drexel	53 69	152	N	McNeese St.	56 78		
				37	H	Penn	41 56	99	A	Harvard	70 64	155	A	Yale	68 63		
								99	H	Harvard	43 56	155	H	Yale	62 65		
												167	A	Cornell	58 71		
												167	H	Cornell	60 52		
												207	H	Rhode Island	41 57		
												208	A	Brown	63 50		
												208	H	Brown	60 56		
												210	A	Hartford	43 36		
												218	A	Oakland	60 78		
												237	H	New Hampshire	57 61		
												240	A	Columbia	76 73		
												240	H	Columbia	63 53		
												251	A	Holy Cross	60 54		
												273	H	American	41 45		
												275	A	Central Conn. St.	55 59		
												280	H	Vermont	54 56		
												289	H	Niagara	60 47		
												341	H	Boston U.	72 52		
												344	A	NJIT	46 39		
LAST 12 Division I GAMES:																	
				37	A	Penn	50 65	155	A	Yale	68 63						
				155	H	Yale	62 65	37	H	Penn	41 56						
				208	H	Brown	60 56	30	H	Princeton	48 85						
				240	H	Columbia	63 53	167	A	Cornell	58 71						
				167	H	Cornell	60 52	240	A	Columbia	76 73						
				208	A	Brown	63 50	99	A	Harvard	70 64						

Non-Div I Games:

Davidson

Through Games Of March 4, 2016

Average RPI Win:	225	WON-LOST	WINNING	LAST 10	STRENGTH OF	OPP. STRENGTH	TEAM	ADJ.	CONF.	ADJ CONF.
Average RPI Loss:	101	RECORD	PCT. RANK	GAMES	SCHEDULE	OF SCHEDULE	RPI	RPI	RPI	RPI
DIV. I ONLY	11- 19	252	2- 8	106	107	184	184	7	7	
DIV. I NON-CONF.	6- 7	176	0- 0	204	172	181	181	8	8	
TOTALS	RPI 1-25	RPI 26-50	W-L RECORDS	RPI 51-100	RPI 101-150	RPI 150+				
11- 19	0- 2	0- 4	OVERALL	1- 5	0- 2	10- 6				
4- 9	0- 2	0- 2	HOME	0- 3	0- 0	4- 2				
6- 9	0- 0	0- 2	AWAY	1- 2	0- 2	5- 3				
1- 1	0- 0	0- 0	NEUTRAL	0- 0	0- 0	1- 1				
6- 7	0- 1	0- 2	NON-CONFERENCE	0- 1	0- 1	6- 2				
2- 3	0- 1	0- 0	HOME	0- 1	0- 0	2- 1				
3- 4	0- 0	0- 2	AWAY	0- 0	0- 1	3- 1				
1- 0	0- 0	0- 0	NEUTRAL	0- 0	0- 0	1- 0				
5- 12	0- 1	0- 2	CONFERENCE	1- 4	0- 1	4- 4				
2- 6	0- 1	0- 2	HOME	0- 2	0- 0	2- 1				
3- 5	0- 0	0- 0	AWAY	1- 2	0- 1	2- 2				
0- 1	0- 0	0- 0	NEUTRAL	0- 0	0- 0	0- 1				

RPI 1-25				RPI 26-50				RPI 51-100				RPI 101+ Team's RPI: 184			
RPI	S	Opponent	Score	RPI	S	Opponent	Score	RPI	S	Opponent	Score	RPI	S	Opponent	Score
17	H	Michigan St.	44 73	34	H	St. Bonaventure	47 59	54	A	Saint Louis	51 88	113	A	Saint Joseph's	54 87
21	H	Duquesne	62 77	35	A	James Madison	45 87	54	H	Saint Louis	50 79	140	A	Wake Forest	58 77
				39	H	George Washington	60 79	69	A	VCU	56 50	159	A	Fordham	40 51
				49	A	North Carolina St.	42 58	69	H	VCU	59 74	159	H	Fordham	69 51
								76	H	Charlotte	88 99	166	H	ETSU	58 65
								81	A	Dayton	66 77	170	H	George Mason	68 63
												191	A	Radford	68 79
												195	A	Richmond	67 59
												195	N	Richmond	51 70
												207	A	Rhode Island	62 78
												211	A	Furman	69 51
												216	H	Massachusetts	62 66
												253	A	High Point	62 60
												255	N	Bowling Green	60 56
												270	A	UNCW	77 50
												279	A	La Salle	66 58
												300	H	Western Caro.	64 51
												309	H	South Carolina St.	63 51
LAST 12 Division I GAMES:															
				195	N	Richmond	51 70	21	H	Duquesne	62 77				
				69	H	VCU	59 74	170	H	George Mason	68 63				
				113	A	Saint Joseph's	54 87	81	A	Dayton	66 77				
				216	H	Massachusetts	62 66	39	H	George Washington	60 79				
				54	A	Saint Louis	51 88	207	A	Rhode Island	62 78				
				195	A	Richmond	67 59	159	H	Fordham	69 51				

Non-Div I Games:

Davidson

■ Loss,
■ Non-Conf,
■ S Site,
■ H Home
■ A Away
N Neutral

Average RPI Win:	138	WON-LOST	WINNING	LAST 10	STRENGTH OF	OPP. STRENGTH	TEAM	ADJ.	CONF.	ADJ CONF.
Average RPI Loss:	66	RECORD	PCT. RANK	GAMES	SCHEDULE	OF SCHEDULE	RPI	RPI	RPI	RPI
DIV. I ONLY	14- 14	165	5- 5	11	71	81	81	7	7	
DIV. I NON-CONF.	7- 4	110	0- 0	9	6	18	18	8	8	
TOTALS	RPI 1-25	RPI 26-50	W-L RECORDS	RPI 51-100	RPI 101-150	RPI 150+				
14- 14	1- 4	1- 3	OVERALL	3- 4	1- 1	8- 2				
7- 6	0- 1	1- 2	HOME	1- 2	0- 1	5- 0				
5- 6	0- 2	0- 1	AWAY	1- 2	1- 0	3- 1				
2- 2	1- 1	0- 0	NEUTRAL	1- 0	0- 0	0- 1				
7- 4	1- 2	1- 0	NON-CONFERENCE	3- 1	0- 1	2- 0				
4- 1	0- 0	1- 0	HOME	1- 0	0- 1	2- 0				
1- 2	0- 1	0- 0	AWAY	1- 1	0- 0	0- 0				
2- 1	1- 1	0- 0	NEUTRAL	1- 0	0- 0	0- 0				
7- 10	0- 2	0- 3	CONFERENCE	0- 3	1- 0	6- 2				
3- 5	0- 1	0- 2	HOME	0- 2	0- 0	3- 0				
4- 4	0- 1	0- 1	AWAY	0- 1	1- 0	3- 1				
0- 1	0- 0	0- 0	NEUTRAL	0- 0	0- 0	0- 1				

RPI 1-25				RPI 26-50				RPI 51-100				RPI 101+			
RPI	S	Opponent	Score	RPI	S	Opponent	Score	RPI	S	Opponent	Score	RPI	S	Opponent	Score
9	N	Stanford	66 74	30	H	Princeton	85 81	54	A	Saint Louis	56 70	110	H	Gonzaga	47 57
13	N	Louisville	79 66	34	H	St. Bonaventure	54 59	54	H	Saint Louis	52 55	113	A	Saint Joseph's	71 61
20	A	Green Bay	52 68	39	A	George Washington	62 72	63	A	Purdue	58 61	155	H	Yale	81 75
21	A	Duquesne	58 89	39	H	George Washington	61 62	69	H	VCU	72 74	159	H	Fordham	77 55
21	H	Duquesne	72 76					70	N	Maine	58 37	170	H	George Mason	81 58
								72	H	Vanderbilt	81 56	170	N	George Mason	62 66
								97	A	Toledo	83 57	184	H	Davidson	77 66
												194	H	Wisconsin	87 64
												195	A	Richmond	60 48
												207	A	Rhode Island	67 53
												216	A	Massachusetts	69 76
												279	A	La Salle	67 51
LAST 12 Division I GAMES:															
170	N	George Mason	62 66	170	H	George Mason	81 58	207	A	Rhode Island	67 53				
159	H	Fordham	77 55					184	H	Davidson	77 66				
54	H	Saint Louis	52 55					279	A	La Salle	67 51				
21	H	Duquesne	72 76					113	A	Saint Joseph's	71 61				
216	A	Massachusetts	69 76					34	H	St. Bonaventure	54 59				
39	A	George Washington	62 72												

Non-Div I Games:

Dayton

■ Loss,
 ■ Non-Conf,
 ■ S Site,
 ■ H Home
 ■ A Away
 N Neutral

Average RPI Win:	139	WON-LOST	WINNING	LAST 10	STRENGTH OF	OPP. STRENGTH	TEAM	ADJ.	CONF.	ADJ CONF.
Average RPI Loss:	45	RECORD	PCT. RANK	GAMES	SCHEDULE	OF SCHEDULE	RPI	RPI	RPI	RPI
DIV. I ONLY	24- 7	37	8- 2	29	65	19	19	6	6	
DIV. I NON-CONF.	8- 5	120	0- 1	14	31	49	49	6	6	
TOTALS	RPI 1-25	RPI 26-50	W-L RECORDS	RPI 51-100	RPI 101-150	RPI 150+				
24- 7	1- 3	4- 2	OVERALL	6- 1	4- 0	9- 1				
13- 4	0- 1	2- 2	HOME	3- 0	2- 0	6- 1				
11- 3	1- 2	2- 0	AWAY	3- 1	2- 0	3- 0				
0- 0	0- 0	0- 0	NEUTRAL	0- 0	0- 0	0- 0				
8- 5	1- 3	2- 0	NON-CONFERENCE	0- 1	2- 0	3- 1				
6- 2	0- 1	2- 0	HOME	0- 0	1- 0	3- 1				
2- 3	1- 2	0- 0	AWAY	0- 1	1- 0	0- 0				
0- 0	0- 0	0- 0	NEUTRAL	0- 0	0- 0	0- 0				
16- 2	0- 0	2- 2	CONFERENCE	6- 0	2- 0	6- 0				
7- 2	0- 0	0- 2	HOME	3- 0	1- 0	3- 0				
9- 0	0- 0	2- 0	AWAY	3- 0	1- 0	3- 0				
0- 0	0- 0	0- 0	NEUTRAL	0- 0	0- 0	0- 0				

RPI 1-25				Team's RPI: 19				RPI 26-50				RPI 51-100				RPI 101+			
RPI	S	Opponent	Score					RPI	S	Opponent	Score					RPI	S	Opponent	Score
1	A	Notre Dame	90	95				33	A	Seton Hall	86	74				57	A	St. John's (NY)	71 61
2	A	Baylor	72	86				33	H	Seton Hall	74	83				57	H	St. John's (NY)	77 71
3	H	UConn	70	86				34	H	St. Bonaventure	77	54				60	A	South Dakota St.	79 88
18	A	Texas A&M	80	66				45	H	Indiana	84	69				92	A	Marquette	98 65
								46	A	Villanova	75	47				92	H	Marquette	91 86
								46	H	Villanova	60	64				94	A	Georgetown	80 66
																94	H	Georgetown	75 53
LAST 12 Division I GAMES:																			
		2	A	Baylor	72	86										94	A	Georgetown	80 66
		92	A	Marquette	98	65										46	A	Villanova	75 47
		128	A	Creighton	78	52										57	H	St. John's (NY)	77 71
		261	A	Providence	91	68										33	H	Seton Hall	74 83
		197	H	Butler	102	63										261	H	Providence	96 50
		157	H	Xavier	82	52										128	H	Creighton	81 63

Non-Div I Games:

DePaul

Delaware

Through Games Of March 4, 2016

Average RPI Win: 231	WON-LOST	WINNING	LAST 10	STRENGTH OF	OPP. STRENGTH	TEAM	ADJ.	CONF.	ADJ CONF.
Average RPI Loss: 110	RECORD	PCT. RANK	GAMES	SCHEDULE	OF SCHEDULE	RPI	RPI	RPI	RPI
DIV. I ONLY	15- 14	161	5- 5	211	126	163	163	13	13
DIV. I NON-CONF.	5- 6	180	0- 0	301	179	225	225	10	10
TOTALS	RPI 1-25	RPI 26-50	W-L RECORDS	RPI 51-100	RPI 101-150	RPI 150+			
15- 14	0- 0	0- 2	OVERALL	1- 7	0- 0	14- 5			
8- 4	0- 0	0- 1	HOME	1- 2	0- 0	7- 1			
6- 9	0- 0	0- 1	AWAY	0- 5	0- 0	6- 3			
1- 1	0- 0	0- 0	NEUTRAL	0- 0	0- 0	1- 1			
5- 6	0- 0	0- 0	NON-CONFERENCE	0- 2	0- 0	5- 4			
2- 1	0- 0	0- 0	HOME	0- 0	0- 0	2- 1			
2- 4	0- 0	0- 0	AWAY	0- 2	0- 0	2- 2			
1- 1	0- 0	0- 0	NEUTRAL	0- 0	0- 0	1- 1			
10- 8	0- 0	0- 2	CONFERENCE	1- 5	0- 0	9- 1			
6- 3	0- 0	0- 1	HOME	1- 2	0- 0	5- 0			
4- 5	0- 0	0- 1	AWAY	0- 3	0- 0	4- 1			
0- 0	0- 0	0- 0	NEUTRAL	0- 0	0- 0	0- 0			

RPI S	Opponent	Score	RPI S	Opponent	Score	RPI S	Opponent	Score	RPI S	Opponent	Score	Team's RPI: 163
35	A James Madison	55 75	35	H James Madison	43 65	66	A Hofstra	49 58	153	H East Carolina	58 68	
						66	H Hofstra	54 47	159	A Fordham	55 48	
						78	A Drexel	43 47	160	A Northeastern	54 57	
						78	H Drexel	53 54	160	H Northeastern	59 52	
						88	A Elon	45 62	168	A Marist	56 50	
						88	H Elon	64 66	170	A George Mason	83 90	
						90	A Bucknell	51 80	194	N Wisconsin	52 54	
						94	A Georgetown	50 61	201	A William & Mary	69 53	
									201	H William & Mary	67 63	
									206	A Robert Morris	50 53	
									227	A Col. of Charleston	63 47	
									227	H Col. of Charleston	72 55	
									270	A UNCW	56 44	
									270	H UNCW	67 59	
									280	H Vermont	71 60	
									290	A Towson	66 62	
									290	H Towson	69 64	
									325	N North Dakota St.	62 50	
									326	H Lafayette	67 47	
LAST 12 Division I GAMES:												
35	H James Madison	43 65	227	H Col. of Charleston	72 55							
270	A UNCW	56 44	88	H Elon	64 66							
88	A Elon	45 62	290	A Towson	66 62							
66	H Hofstra	54 47	78	A Drexel	43 47							
160	A Northeastern	54 57	35	A James Madison	55 75							
201	A William & Mary	69 53	201	H William & Mary	67 63							

Non-Div I Games:

Delaware

Loss, Non-Conf, S Site, H Home A Away N Neutral

Average RPI Win:	306	WON-LOST	WINNING	LAST 10	STRENGTH OF	OPP. STRENGTH	TEAM	ADJ.	CONF.	ADJ CONF.
Average RPI Loss:	204	RECORD	PCT. RANK	GAMES	SCHEDULE	OF SCHEDULE	RPI	RPI	RPI	RPI
DIV. I ONLY	9- 20	272	3- 7	327	322	322	322	32	32	
DIV. I NON-CONF.	3- 10	277	0- 0	249	231	305	305	30	30	
TOTALS	RPI 1-25	RPI 26-50	W-L RECORDS	RPI 51-100	RPI 101-150	RPI 150+				
9- 20	0- 0	0- 1	OVERALL	0- 2	0- 1	9- 16				
6- 8	0- 0	0- 0	HOME	0- 1	0- 0	6- 7				
2- 12	0- 0	0- 1	AWAY	0- 1	0- 1	2- 9				
1- 0	0- 0	0- 0	NEUTRAL	0- 0	0- 0	1- 0				
3- 10	0- 0	0- 1	NON-CONFERENCE	0- 2	0- 1	3- 6				
2- 4	0- 0	0- 0	HOME	0- 1	0- 0	2- 3				
0- 6	0- 0	0- 1	AWAY	0- 1	0- 1	0- 3				
1- 0	0- 0	0- 0	NEUTRAL	0- 0	0- 0	1- 0				
6- 10	0- 0	0- 0	CONFERENCE	0- 0	0- 0	6- 10				
4- 4	0- 0	0- 0	HOME	0- 0	0- 0	4- 4				
2- 6	0- 0	0- 0	AWAY	0- 0	0- 0	2- 6				
0- 0	0- 0	0- 0	NEUTRAL	0- 0	0- 0	0- 0				

RPI 1-25				RPI 26-50				RPI 51-100				RPI 101+				Team's RPI: 322
RPI	S	Opponent	Score	RPI	S	Opponent	Score	RPI	S	Opponent	Score	RPI	S	Opponent	Score	
				26	A	West Virginia	34 77	65	A	Temple	59 100	126	A	Pittsburgh	43 77	
								66	H	Hofstra	49 66	159	A	Fordham	58 74	
												167	A	Cornell	62 71	
												177	A	Fla. Atlantic	55 83	
												201	H	William & Mary	59 65	
												203	A	Hampton	89 81	
												203	H	Hampton	54 63	
												214	H	N.C. A&T	64 84	
												220	H	Lehigh	49 83	
												244	A	Coppin St.	79 84	
												244	H	Coppin St.	49 54	
												245	A	Bethune-Cookman	35 66	
												252	A	Morgan St.	49 56	
												265	N	Appalachian St.	76 69	
												274	A	UMES	49 54	
												274	H	UMES	61 70	
												291	A	Savannah St.	67 59	
												296	A	Florida A&M	56 86	
												309	A	South Carolina St.	48 61	
												309	H	South Carolina St.	79 61	
LAST 12 Division I GAMES:																
				244	H	Coppin St.	49 54	274	H	UMES	61 70	316	H	Longwood	88 63	
				203	A	Hampton	89 81	296	A	Florida A&M	56 86	318	H	Mt. St. Mary's	41 54	
				274	A	UMES	49 54	245	A	Bethune-Cookman	35 66	330	H	Howard	87 86	
				203	H	Hampton	54 63	309	H	South Carolina St.	79 61	345	H	Wagner	66 44	
				347	H	Norfolk St.	64 61	214	H	N.C. A&T	64 84	347	H	Norfolk St.	64 61	
				244	A	Coppin St.	79 84	348	H	N.C. Central	66 56	348	H	N.C. Central	66 56	

Non-Div I Games:

Delaware St.

■ Loss,
 ■ Non-Conf,
 ■ S Site,
 ■ Home
 ■ A Away
 N Neutral

Average RPI Win: 290	WON-LOST	WINNING	LAST 10	STRENGTH OF	OPP. STRENGTH	TEAM	ADJ.	CONF.	ADJ CONF.
Average RPI Loss: 169	RECORD	PCT. RANK	GAMES	SCHEDULE	OF SCHEDULE	RPI	RPI	RPI	RPI
DIV. I ONLY	5- 24	321	1- 9	179	243	304	304	18	18
DIV. I NON-CONF.	2- 11	306	0- 0	188	296	286	286	18	18
TOTALS	RPI 1-25	RPI 26-50	W-L RECORDS	RPI 51-100	RPI 101-150	RPI 150+			
5- 24	0- 1	0- 1	OVERALL	0- 4	1- 5	4- 13			
2- 12	0- 0	0- 1	HOME	0- 2	0- 3	2- 6			
3- 10	0- 0	0- 0	AWAY	0- 0	1- 0	2- 1			
0- 2	0- 1	0- 0	NEUTRAL	0- 0	0- 0	0- 1			
2- 11	0- 1	0- 1	NON-CONFERENCE	0- 0	1- 1	1- 8			
0- 6	0- 0	0- 1	HOME	0- 0	0- 1	0- 4			
2- 3	0- 0	0- 0	AWAY	0- 0	1- 0	1- 3			
0- 2	0- 1	0- 0	NEUTRAL	0- 0	0- 0	0- 1			
3- 13	0- 0	0- 0	CONFERENCE	0- 4	0- 4	3- 5			
2- 6	0- 0	0- 0	HOME	0- 2	0- 2	2- 2			
1- 7	0- 0	0- 0	AWAY	0- 2	0- 2	1- 3			
0- 0	0- 0	0- 0	NEUTRAL	0- 0	0- 0	0- 0			

RPI S	Opponent	Score	RPI S	Opponent	Score	RPI S	Opponent	Score	RPI S	Opponent	Score	Team's RPI: 304
1 N	Notre Dame	52 94	47 H	Colorado St.	46 74	58 A	South Dakota	60 85	114 A	IUPUI	75 81	
						58 H	South Dakota	33 79	114 H	IUPUI	54 67	
						60 A	South Dakota St.	52 80	131 H	Long Beach St.	41 48	
						60 H	South Dakota St.	39 76	142 A	Milwaukee	56 49	
									144 A	Oral Roberts	33 65	
									144 H	Oral Roberts	56 59	
									179 H	Northern Colo.	51 60	
									181 H	Weber St.	49 61	
									183 N	Louisiana Tech	53 58	
									221 A	Western Ill.	60 63	
									221 H	Western Ill.	69 80	
									229 H	Ill.-Chicago	46 56	
									246 H	Wyoming	64 75	
									259 A	Omaha	55 67	
									259 H	Omaha	60 70	
									263 A	Seattle	51 59	
									267 A	Pepperdine	60 64	
									299 A	UMKC	58 68	
									315 A	IPFW	49 61	
									315 H	IPFW	53 50	
									325 A	North Dakota St.	55 45	
									325 H	North Dakota St.	64 53	
									342 A	Air Force	57 48	
LAST 12 Division I GAMES:												
259 H	Omaha	60 70	58 H	South Dakota	33 79							
325 A	North Dakota St.	55 45	315 A	IPFW	49 61							
60 A	South Dakota St.	52 80	114 A	IUPUI	75 81							
114 H	IUPUI	54 67	144 A	Oral Roberts	33 65							
221 H	Western Ill.	69 80	259 A	Omaha	55 67							
144 H	Oral Roberts	56 59	221 A	Western Ill.	60 63							

Non-Div I Games:

Denver

Average RPI Win:	219	WON-LOST	WINNING	LAST 10	STRENGTH OF	OPP. STRENGTH	TEAM	ADJ.	CONF.	ADJ CONF.
Average RPI Loss:	109	RECORD	PCT. RANK	GAMES	SCHEDULE	OF SCHEDULE	RPI	RPI	RPI	RPI
DIV. I ONLY	13- 14	180	6- 4	114	123	151	151	14	14	
DIV. I NON-CONF.	3- 7	248	0- 0	171	62	260	260	16	16	
TOTALS	RPI 1-25	RPI 26-50	W-L RECORDS	RPI 51-100	RPI 101-150	RPI 150+				
13- 14	0- 4	0- 1	OVERALL	0- 2	4- 4	9- 3				
6- 8	0- 1	0- 0	HOME	0- 2	1- 2	5- 3				
7- 6	0- 3	0- 1	AWAY	0- 0	3- 2	4- 0				
0- 0	0- 0	0- 0	NEUTRAL	0- 0	0- 0	0- 0				
3- 7	0- 2	0- 1	NON-CONFERENCE	0- 2	0- 1	3- 1				
3- 3	0- 0	0- 0	HOME	0- 2	0- 0	3- 1				
0- 4	0- 2	0- 1	AWAY	0- 0	0- 1	0- 0				
0- 0	0- 0	0- 0	NEUTRAL	0- 0	0- 0	0- 0				
10- 7	0- 2	0- 0	CONFERENCE	0- 0	4- 3	6- 2				
3- 5	0- 1	0- 0	HOME	0- 0	1- 2	2- 2				
7- 2	0- 1	0- 0	AWAY	0- 0	3- 1	4- 0				
0- 0	0- 0	0- 0	NEUTRAL	0- 0	0- 0	0- 0				

RPI S	Opponent	Score	RPI S	Opponent	Score	RPI S	Opponent	Score	RPI S	Opponent	Score	Team's RPI: 151
11	A Maryland	41 97	34	A St. Bonaventure	73 84	73	H Michigan	61 88	107	A Wright St.	95 93	
17	A Michigan St.	42 81				84	H Eastern Mich.	68 85	107	H Wright St.	71 89	
20	A Green Bay	36 58							129	A Youngstown St.	69 68	
20	H Green Bay	58 74							129	H Youngstown St.	70 72	
									134	A Northern Ky.	60 81	
									134	H Northern Ky.	66 65	
									142	A Milwaukee	89 79	
									143	A Western Mich.	66 70	
									218	A Oakland	82 77	
									218	H Oakland	73 79	
									229	A Ill.-Chicago	89 80	
									229	H Ill.-Chicago	51 65	
									236	H Cincinnati	77 68	
									254	A Valparaiso	72 66	
									254	H Valparaiso	85 65	
									272	A Cleveland St.	66 60	
									272	H Cleveland St.	82 68	
									289	H Niagara	80 75	
									302	H Bradley	67 75	
									315	H IPFW	64 63	
LAST 12 Division I GAMES:												
20	H Green Bay	58 74	129	A Youngstown St.	69 68							
218	A Oakland	82 77	272	A Cleveland St.	66 60							
107	A Wright St.	95 93	20	A Green Bay	36 58							
134	A Northern Ky.	60 81	142	A Milwaukee	89 79							
254	H Valparaiso	85 65	218	H Oakland	73 79							
229	H Ill.-Chicago	51 65	134	H Northern Ky.	66 65							

Non-Div I Games: Salem Int'l 81 50

Detroit

Drake

Through Games Of March 4, 2016

Average RPI Win: 219	WON-LOST	WINNING	LAST 10	STRENGTH OF	OPP. STRENGTH	TEAM	ADJ.	CONF.	ADJ CONF.
Average RPI Loss: 115	RECORD	PCT. RANK	GAMES	SCHEDULE	OF SCHEDULE	RPI	RPI	RPI	RPI
DIV. I ONLY	19- 8	63	8- 2	238	160	109	109	21	21
DIV. I NON-CONF.	6- 4	125	0- 0	108	39	94	94	17	17
TOTALS	RPI 1-25	RPI 26-50	W-L RECORDS	RPI 51-100	RPI 101-150	RPI 150+			
19- 8	0- 1	0- 0	OVERALL	3- 4	2- 1	14- 2			
10- 3	0- 1	0- 0	HOME	2- 1	2- 1	6- 0			
8- 5	0- 0	0- 0	AWAY	1- 3	0- 0	7- 2			
1- 0	0- 0	0- 0	NEUTRAL	0- 0	0- 0	1- 0			
6- 4	0- 1	0- 0	NON-CONFERENCE	1- 2	2- 0	3- 1			
3- 1	0- 1	0- 0	HOME	1- 0	2- 0	0- 0			
2- 3	0- 0	0- 0	AWAY	0- 2	0- 0	2- 1			
1- 0	0- 0	0- 0	NEUTRAL	0- 0	0- 0	1- 0			
13- 4	0- 0	0- 0	CONFERENCE	2- 2	0- 1	11- 1			
7- 2	0- 0	0- 0	HOME	1- 1	0- 1	6- 0			
6- 2	0- 0	0- 0	AWAY	1- 1	0- 0	5- 1			
0- 0	0- 0	0- 0	NEUTRAL	0- 0	0- 0	0- 0			

RPI 1-25				RPI 26-50				RPI 51-100				RPI 101+ Team's RPI: 109			
RPI	S	Opponent	Score	RPI	S	Opponent	Score	RPI	S	Opponent	Score	RPI	S	Opponent	Score
20	H	Green Bay	61 86					58	A	South Dakota	87 92	125	H	Iowa St.	74 70
								59	A	Iowa	76 89	128	H	Creighton	81 72
								91	A	Missouri St.	82 75	133	H	Southern Ill.	67 77
								91	H	Missouri St.	95 72	171	A	Loyola Chicago	81 65
								93	A	UNI	74 85	171	H	Loyola Chicago	91 61
								93	H	UNI	73 79	180	N	Tulsa	91 80
								100	H	North Dakota	73 63	194	A	Wisconsin	89 70
												202	A	UNLV	76 68
												213	A	Indiana St.	53 68
												213	H	Indiana St.	80 55
												249	A	Northern Ill.	73 87
												297	A	Wichita St.	87 56
												297	H	Wichita St.	81 59
												302	A	Bradley	76 64
												302	H	Bradley	78 45
												313	A	Illinois St.	98 58
												313	H	Illinois St.	76 41
												334	A	Evansville	86 66
												334	H	Evansville	94 52
LAST 12 Division I GAMES:															
334	A	Evansville	86 66	91	H	Missouri St.	95 72								
302	H	Bradley	78 45	297	H	Wichita St.	81 59								
171	H	Loyola Chicago	91 61	171	A	Loyola Chicago	81 65								
93	A	UNI	74 85	302	A	Bradley	76 64								
213	A	Indiana St.	53 68	93	H	UNI	73 79								
313	A	Illinois St.	98 58	313	H	Illinois St.	76 41								

Non-Div I Games: William Penn 100 61

Drake

■ Loss,
 ■ Non-Conf,
 ■ S Site,
 ■ Home
 ■ Away
 N Neutral

Drexel				Through Games Of March 4, 2016						
Average RPI Win:	177	WON-LOST	WINNING	LAST 10	STRENGTH OF	OPP. STRENGTH	TEAM	ADJ.	CONF.	ADJ CONF.
Average RPI Loss:	83	RECORD	PCT. RANK	GAMES	SCHEDULE	OF SCHEDULE	RPI	RPI	RPI	RPI
DIV. I ONLY	17- 12	123	7- 3	61	109	78	78	13	13	
DIV. I NON-CONF.	4- 7	222	0- 0	11	38	112	112	10	10	
TOTALS	RPI 1-25	RPI 26-50	W-L RECORDS	RPI 51-100	RPI 101-150	RPI 150+				
17- 12	0- 2	1- 4	OVERALL	4- 2	0- 1	12- 3				
10- 3	0- 0	1- 1	HOME	3- 1	0- 0	6- 1				
7- 7	0- 2	0- 2	AWAY	1- 1	0- 1	6- 1				
0- 2	0- 0	0- 1	NEUTRAL	0- 0	0- 0	0- 1				
4- 7	0- 2	1- 2	NON-CONFERENCE	1- 1	0- 1	2- 1				
3- 1	0- 0	1- 0	HOME	1- 1	0- 0	1- 0				
1- 4	0- 2	0- 1	AWAY	0- 0	0- 1	1- 0				
0- 2	0- 0	0- 1	NEUTRAL	0- 0	0- 0	0- 1				
13- 5	0- 0	0- 2	CONFERENCE	3- 1	0- 0	10- 2				
7- 2	0- 0	0- 1	HOME	2- 0	0- 0	5- 1				
6- 3	0- 0	0- 1	AWAY	1- 1	0- 0	5- 1				
0- 0	0- 0	0- 0	NEUTRAL	0- 0	0- 0	0- 0				

D

r
e
x
e
l

RPI 1-25				RPI 26-50				RPI 51-100 Team's RPI: 78				RPI 101+			
RPI	S	Opponent	Score	RPI	S	Opponent	Score	RPI	S	Opponent	Score	RPI	S	Opponent	Score
14	A	Syracuse	62 83	34	H	St. Bonaventure	58 46	66	A	Hofstra	54 61	113	A	Saint Joseph's	46 53
25	A	South Fla.	58 73	35	A	James Madison	56 67	66	H	Hofstra	67 64	160	A	Northeastern	53 49
				35	H	James Madison	55 59	72	H	Vanderbilt	64 74	160	H	Northeastern	65 73
				37	A	Penn	67 72	83	H	Quinnipiac	62 49	163	A	Delaware	54 53
				46	N	Villanova	55 67	88	A	Elon	54 47	163	H	Delaware	47 43
								88	H	Elon	74 31	164	N	Montana	50 58
												201	A	William & Mary	67 50
												201	H	William & Mary	69 53
												203	A	Hampton	57 36
												215	H	Dartmouth	69 53
												227	A	Col. of Charleston	46 49
												227	H	Col. of Charleston	66 54
												270	A	UNCW	71 57
												270	H	UNCW	66 60
												290	A	Towson	74 33
												290	H	Towson	56 40
LAST 12 Division I GAMES:															
290	A	Towson	74 33	35	H	James Madison	55 59	227	A	Col. of Charleston	46 49				
201	H	William & Mary	69 53	270	A	UNCW	71 57	163	H	Delaware	47 43				
66	A	Hofstra	54 61	66	H	Hofstra	67 64	160	A	Northeastern	53 49				
88	A	Elon	54 47												
290	H	Towson	56 40												
270	H	UNCW	66 60												

Non-Div I Games:

Drexel

Duke

Average RPI Win: 158

Average RPI Loss: 31

WON-LOST

RECORD

WINNING

PCT. RANK

LAST 10

GAMES

STRENGTH OF

SCHEDULE

OPP. STRENGTH

OF SCHEDULE

TEAM

RPI

ADJ.

RPI

CONF.

RPI

ADJ CONF.

RPI

DIV. I ONLY

20- 12

102

4- 6

21

34

48

48

4

4

DIV. I NON-CONF.

11- 3

54

0- 0

52

70

29

29

5

5

TOTALS

RPI 1-25

RPI 26-50

W-L RECORDS

RPI 51-100

RPI 101-150

RPI 150+

20- 12

0- 8

1- 2

OVERALL

2- 1

11- 1

6- 0

11- 5

0- 3

0- 1

HOME

2- 1

5- 0

4- 0

5- 6

0- 4

1- 1

AWAY

0- 0

3- 1

1- 0

4- 1

0- 1

0- 0

NEUTRAL

0- 0

3- 0

1- 0

11- 3

0- 3

1- 0

NON-CONFERENCE

2- 0

3- 0

5- 0

7- 1

0- 1

0- 0

HOME

2- 0

1- 0

4- 0

1- 2

0- 2

1- 0

AWAY

0- 0

0- 0

0- 0

3- 0

0- 0

0- 0

NEUTRAL

0- 0

2- 0

1- 0

9- 9

0- 5

0- 2

CONFERENCE

0- 1

8- 1

1- 0

4- 4

0- 2

0- 1

HOME

0- 1

4- 0

0- 0

4- 4

0- 2

0- 1

AWAY

0- 0

3- 1

1- 0

1- 1

0- 1

0- 0

NEUTRAL

0- 0

1- 0

0- 0

RPI 1-25

RPI 26-50

Team's RPI: 48

RPI 51-100

RPI 101+

RPI S Opponent Score

1 H Notre Dame 61 68

1 N Notre Dame 54 83

4 A South Carolina 55 66

12 A Kentucky 61 71

13 A Louisville 48 65

14 A Syracuse 50 86

15 H Florida St. 53 69

18 H Texas A&M 66 72

RPI S Opponent Score

28 A Miami (FL) 53 61

37 A Penn 57 50

49 H North Carolina St. 62 65

RPI S Opponent Score

67 H Army West Point 72 61

71 H Georgia Tech 59 64

77 H Minnesota 84 64

RPI S Opponent Score

106 H Virginia 67 52

106 N Virginia 57 53

115 H Boston College 71 51

118 H Liberty 79 41

119 A Virginia Tech 66 62

125 N Iowa St. 86 48

126 A Pittsburgh 70 48

136 N Idaho 74 68

140 A Wake Forest 58 64

140 H Wake Forest 95 68

147 A North Carolina 93 57

147 H North Carolina 71 55

216 H Massachusetts 70 46

235 N Texas St. 85 34

258 A Clemson 72 43

270 H UNCW 78 56

300 H Western Caro. 84 47

324 H Winthrop 78 50

LAST 12 Division I GAMES:

1 N Notre Dame 54 83

106 N Virginia 57 53

147 A North Carolina 93 57

71 H Georgia Tech 59 64

119 A Virginia Tech 66 62

140 A Wake Forest 58 64

15 H Florida St. 53 69

28 A Miami (FL) 53 61

106 H Virginia 67 52

1 H Notre Dame 61 68

126 A Pittsburgh 70 48

147 H North Carolina 71 55

Non-Div I Games:

Duke

Loss, Non-Conf, S Site, H Home A Away N Neutral

Duquesne

Through Games Of March 4, 2016

Average RPI Win:	169	WON-LOST	WINNING	LAST 10	STRENGTH OF	OPP. STRENGTH	TEAM	ADJ.	CONF.	ADJ CONF.
Average RPI Loss:	39	RECORD	PCT. RANK	GAMES	SCHEDULE	OF SCHEDULE	RPI	RPI	RPI	RPI
DIV. I ONLY	25- 4	16	8- 2	100	106	21	21	7	7	
DIV. I NON-CONF.	11- 1	16	0- 0	139	242	22	22	8	8	
TOTALS	RPI 1-25	RPI 26-50	W-L RECORDS	RPI 51-100	RPI 101-150	RPI 150+				
25- 4	0- 0	2- 3	OVERALL	5- 1	3- 0	15- 0				
11- 1	0- 0	2- 1	HOME	2- 0	1- 0	6- 0				
12- 3	0- 0	0- 2	AWAY	3- 1	2- 0	7- 0				
2- 0	0- 0	0- 0	NEUTRAL	0- 0	0- 0	2- 0				
11- 1	0- 0	1- 1	NON-CONFERENCE	2- 0	2- 0	6- 0				
4- 0	0- 0	1- 0	HOME	1- 0	0- 0	2- 0				
6- 1	0- 0	0- 1	AWAY	1- 0	2- 0	3- 0				
1- 0	0- 0	0- 0	NEUTRAL	0- 0	0- 0	1- 0				
14- 3	0- 0	1- 2	CONFERENCE	3- 1	1- 0	9- 0				
7- 1	0- 0	1- 1	HOME	1- 0	1- 0	4- 0				
6- 2	0- 0	0- 1	AWAY	2- 1	0- 0	4- 0				
1- 0	0- 0	0- 0	NEUTRAL	0- 0	0- 0	1- 0				

RPI S	Opponent	Score	RPI S	Opponent	Score	RPI S	Opponent	Score	RPI S	Opponent	Score
30	A Princeton	66 94	54	A Saint Louis	81 84	113	H Saint Joseph's	73 59			
34	A St. Bonaventure	48 60	57	H St. John's (NY)	76 57	126	A Pittsburgh	79 65			
34	H St. Bonaventure	74 62	69	A VCU	71 67	127	A Buffalo	79 62			
39	H George Washington	52 70	75	A Central Mich.	68 49	159	H Fordham	55 40			
41	H Ohio	64 47	81	A Dayton	76 72	159	N Fordham	70 65			
			81	H Dayton	89 58	170	A George Mason	72 56			
						172	A New Mexico	78 69			
						184	A Davidson	77 62			
						195	A Richmond	65 44			
						207	A Rhode Island	79 70			
						207	H Rhode Island	61 56			
						214	N N.C. A&T	81 67			
						216	H Massachusetts	73 64			
						274	H UMES	95 59			
						279	H La Salle	74 49			
						326	A Lafayette	73 65			
						330	H Howard	86 62			
						339	A Saint Peter's	63 38			
LAST 12 Division I GAMES:											
159	N Fordham	70 65	207	H Rhode Island	61 56						
34	A St. Bonaventure	48 60	184	A Davidson	77 62						
279	H La Salle	74 49	216	H Massachusetts	73 64						
81	A Dayton	76 72	69	A VCU	71 67						
54	A Saint Louis	81 84	195	A Richmond	65 44						
113	H Saint Joseph's	73 59	34	H St. Bonaventure	74 62						

Non-Div I Games: Slippery Rock 79 54

Duquesne

Loss, Non-Conf, S Site, H Home A Away N Neutral

Average RPI Win:	242	WON-LOST	WINNING	LAST 10	STRENGTH OF	OPP. STRENGTH	TEAM	ADJ.	CONF.	ADJ CONF.
Average RPI Loss:	123	RECORD	PCT. RANK	GAMES	SCHEDULE	OF SCHEDULE	RPI	RPI	RPI	RPI
DIV. I ONLY	13- 14	180	5- 5	184	181	166	166	17	17	
DIV. I NON-CONF.	5- 7	198	0- 0	147	135	146	146	15	15	
TOTALS	RPI 1-25	RPI 26-50	W-L RECORDS	RPI 51-100	RPI 101-150	RPI 150+				
13- 14	0- 1	0- 2	OVERALL	0- 2	3- 5	10- 4				
7- 3	0- 0	0- 1	HOME	0- 0	1- 2	6- 0				
6- 10	0- 1	0- 1	AWAY	0- 2	2- 3	4- 3				
0- 1	0- 0	0- 0	NEUTRAL	0- 0	0- 0	0- 1				
5- 7	0- 1	0- 0	NON-CONFERENCE	0- 2	2- 2	3- 2				
3- 0	0- 0	0- 0	HOME	0- 0	1- 0	2- 0				
2- 7	0- 1	0- 0	AWAY	0- 2	1- 2	1- 2				
0- 0	0- 0	0- 0	NEUTRAL	0- 0	0- 0	0- 0				
8- 7	0- 0	0- 2	CONFERENCE	0- 0	1- 3	7- 2				
4- 3	0- 0	0- 1	HOME	0- 0	0- 2	4- 0				
4- 3	0- 0	0- 1	AWAY	0- 0	1- 1	3- 1				
0- 1	0- 0	0- 0	NEUTRAL	0- 0	0- 0	0- 1				

RPI	S	Opponent	Score	RPI	S	Opponent	Score	RPI	S	Opponent	Score	RPI	S	Opponent	Score	Team's RPI: 166
22	A	Tennessee	49 85	43	A	Chattanooga	42 66	72	A	Vanderbilt	39 65	111	A	Mercer	55 53	
				43	H	Chattanooga	57 65	88	A	Elon	38 50	111	H	Mercer	45 61	
												112	A	Samford	47 55	
												112	H	Samford	51 56	
												116	A	Iona	50 56	
												135	H	UNC Asheville	74 68	
												140	A	Wake Forest	52 69	
												150	A	Old Dominion	56 52	
												178	A	Eastern Ky.	41 64	
												184	A	Davidson	65 58	
												211	A	Furman	77 81	
												211	H	Furman	68 64	
												211	N	Furman	68 71	
												264	H	Campbell	70 55	
												265	A	Appalachian St.	52 70	
												269	H	Austin Peay	80 76	
												300	A	Western Caro.	45 43	
												300	H	Western Caro.	74 62	
												306	A	Wofford	70 54	
												306	H	Wofford	70 69	
												307	A	UNCG	80 77	
												307	H	UNCG	89 73	
LAST 12 Division I GAMES:																
211	N	Furman	68 71	211	H	Furman	68 64	306	H	Wofford	70 69	43	H	Chattanooga	57 65	
43	A	Chattanooga	42 66	306	H	Wofford	70 69	111	A	Mercer	55 53	112	H	Samford	51 56	
112	H	Samford	51 56	43	H	Chattanooga	57 65	112	A	Samford	47 55	307	A	UNCG	80 77	
111	H	Mercer	45 61	111	A	Mercer	55 53	300	A	Western Caro.	45 43	300	H	Western Caro.	74 62	
307	A	UNCG	80 77	112	A	Samford	47 55									
300	A	Western Caro.	45 43	300	H	Western Caro.	74 62									

Non-Div I Games: Armstrong St. 62 52 Lees-McRae 73 46 Brevard 69 46

ETSU

Loss, Non-Conf, S Site, H Home A Away N Neutral

East Carolina

Through Games Of March 4, 2016

Average RPI Win:	241	WON-LOST	WINNING	LAST 10	STRENGTH OF	OPP. STRENGTH	TEAM	ADJ.	CONF.	ADJ CONF.
Average RPI Loss:	78	RECORD	PCT. RANK	GAMES	SCHEDULE	OF SCHEDULE	RPI	RPI	RPI	RPI
DIV. I ONLY	13- 18	221	4- 6	81	99	153	153	9	9	
DIV. I NON-CONF.	6- 6	160	0- 0	39	218	110	110	7	7	
TOTALS	RPI 1-25	RPI 26-50	W-L RECORDS	RPI 51-100	RPI 101-150	RPI 150+				
13- 18	0- 5	0- 2	OVERALL	0- 4	0- 4	13- 3				
5- 6	0- 2	0- 0	HOME	0- 2	0- 1	5- 1				
5- 7	0- 2	0- 0	AWAY	0- 2	0- 1	5- 2				
3- 5	0- 1	0- 2	NEUTRAL	0- 0	0- 2	3- 0				
6- 6	0- 1	0- 2	NON-CONFERENCE	0- 1	0- 2	6- 0				
2- 0	0- 0	0- 0	HOME	0- 0	0- 0	2- 0				
2- 1	0- 0	0- 0	AWAY	0- 1	0- 0	2- 0				
2- 5	0- 1	0- 2	NEUTRAL	0- 0	0- 2	2- 0				
7- 12	0- 4	0- 0	CONFERENCE	0- 3	0- 2	7- 3				
3- 6	0- 2	0- 0	HOME	0- 2	0- 1	3- 1				
3- 6	0- 2	0- 0	AWAY	0- 1	0- 1	3- 2				
1- 0	0- 0	0- 0	NEUTRAL	0- 0	0- 0	1- 0				

RPI S Opponent Score	RPI S Opponent Score	RPI S Opponent Score	RPI S Opponent Score
3 A UConn 46 92	41 N Ohio 61 64	55 A Auburn 69 83	102 A Memphis 83 93
3 H UConn 41 84	43 N Chattanooga 61 72	65 H Temple 63 83	102 H Memphis 78 79
4 N South Carolina 57 88		80 A Tulane 73 78	104 N Northwestern 75 78
25 A South Fla. 54 75		80 H Tulane 51 66	128 N Creighton 66 91
25 H South Fla. 59 61			163 A Delaware 68 58
			180 A Tulsa 79 81
			180 H Tulsa 54 55
			182 N Eastern Wash. 80 62
			187 A SMU 67 74
			187 H SMU 78 61
			212 N UTRGV 70 59
			226 H Presbyterian 84 57
			236 A Cincinnati 77 55
			236 H Cincinnati 63 60
			236 N Cincinnati 70 61
			277 A UCF 71 56
			285 A Houston 68 59
			285 H Houston 76 70
			292 H Alcorn 87 58
			317 A A&M-Corpus Christi 82 46
LAST 12 Division I GAMES:			
236 N Cincinnati 70 61	102 H Memphis 78 79		
187 H SMU 78 61	187 A SMU 67 74		
102 A Memphis 83 93	3 A UConn 46 92		
236 A Cincinnati 77 55	180 H Tulsa 54 55		
3 H UConn 41 84	65 H Temple 63 83		
285 A Houston 68 59	80 A Tulane 73 78		

Non-Div I Games:

East Carolina

Loss, Non-Conf, S Site, H Home A Away N Neutral

Average RPI Win: 205		WON-LOST	WINNING	LAST 10	STRENGTH OF	OPP. STRENGTH	TEAM	ADJ.	CONF.	ADJ CONF.
Average RPI Loss: 200		RECORD	PCT. RANK	GAMES	SCHEDULE	OF SCHEDULE	RPI	RPI	RPI	RPI
DIV. I ONLY		3- 25	341	2- 8	227	279	338	338	24	24
DIV. I NON-CONF.		1- 11	336	0- 0	162	312	322	322	24	24
TOTALS	RPI 1-25		RPI 26-50		W-L RECORDS	RPI 51-100	RPI 101-150		RPI 150+	
3- 25	0- 0		0- 0		OVERALL	0- 2	1- 6		2- 17	
3- 10	0- 0		0- 0		HOME	0- 0	1- 3		2- 7	
0- 15	0- 0		0- 0		AWAY	0- 2	0- 3		0- 10	
0- 0	0- 0		0- 0		NEUTRAL	0- 0	0- 0		0- 0	
1- 11	0- 0		0- 0		NON-CONFERENCE	0- 1	1- 2		0- 8	
1- 4	0- 0		0- 0		HOME	0- 0	1- 1		0- 3	
0- 7	0- 0		0- 0		AWAY	0- 1	0- 1		0- 5	
0- 0	0- 0		0- 0		NEUTRAL	0- 0	0- 0		0- 0	
2- 14	0- 0		0- 0		CONFERENCE	0- 1	0- 4		2- 9	
2- 6	0- 0		0- 0		HOME	0- 0	0- 2		2- 4	
0- 8	0- 0		0- 0		AWAY	0- 1	0- 2		0- 5	
0- 0	0- 0		0- 0		NEUTRAL	0- 0	0- 0		0- 0	

[illegible]

Non-Div I Games:

Eastern Ill.

Loss, Non-Conf, S Site, H Home A Away N Neutral

Eastern Ky.

Through Games Of March 4, 2016

Average RPI Win:	261	WON-LOST	WINNING	LAST 10	STRENGTH OF	OPP. STRENGTH	TEAM	ADJ.	CONF.	ADJ CONF.
Average RPI Loss:	149	RECORD	PCT. RANK	GAMES	SCHEDULE	OF SCHEDULE	RPI	RPI	RPI	RPI
DIV. I ONLY	16- 11	121	8- 2	286	246	178	178	24	24	
DIV. I NON-CONF.	4- 5	193	0- 0	154	171	173	173	24	24	
TOTALS	RPI 1-25	RPI 26-50	W-L RECORDS	RPI 51-100	RPI 101-150	RPI 150+				
16- 11	0- 0	0- 2	OVERALL	0- 3	1- 2	15- 4				
7- 4	0- 0	0- 0	HOME	0- 1	1- 1	6- 2				
6- 6	0- 0	0- 1	AWAY	0- 2	0- 1	6- 2				
3- 1	0- 0	0- 1	NEUTRAL	0- 0	0- 0	3- 0				
4- 5	0- 0	0- 2	NON-CONFERENCE	0- 1	0- 1	4- 1				
2- 1	0- 0	0- 0	HOME	0- 0	0- 1	2- 0				
1- 3	0- 0	0- 1	AWAY	0- 1	0- 0	1- 1				
1- 1	0- 0	0- 1	NEUTRAL	0- 0	0- 0	1- 0				
12- 6	0- 0	0- 0	CONFERENCE	0- 2	1- 1	11- 3				
5- 3	0- 0	0- 0	HOME	0- 1	1- 0	4- 2				
5- 3	0- 0	0- 0	AWAY	0- 1	0- 1	5- 1				
2- 0	0- 0	0- 0	NEUTRAL	0- 0	0- 0	2- 0				

RPI 1-25				RPI 26-50				RPI 51-100				RPI 101+ Team's RPI: 178			
RPI	S	Opponent	Score	RPI	S	Opponent	Score	RPI	S	Opponent	Score	RPI	S	Opponent	Score
				38	A	Western Ky.	60 76	86	A	Belmont	61 72	103	H	UT Martin	70 61
				49	N	North Carolina St.	62 73	86	H	Belmont	51 65	107	H	Wright St.	69 71
								91	A	Missouri St.	63 87	145	A	SIUE	74 89
												166	H	ETSU	64 41
												195	A	Richmond	62 81
												232	H	Southeast Mo. St.	56 55
												257	A	Tennessee St.	70 66
												257	H	Tennessee St.	78 67
												262	H	Murray St.	72 60
												262	N	Murray St.	63 52
												266	N	Saint Francis (PA)	88 82
												269	A	Austin Peay	66 94
												269	N	Austin Peay	82 68
												278	A	Tennessee Tech	71 67
												278	H	Tennessee Tech	72 77
												284	A	Miami (OH)	77 72
												295	A	Jacksonville St.	76 50
												295	H	Jacksonville St.	54 56
												300	H	Western Caro.	91 62
												305	A	Morehead St.	89 77
												305	H	Morehead St.	100 93
												338	A	Eastern Ill.	75 56
LAST 12 Division I GAMES:															
				262	N	Murray St.	63 52	257	H	Tennessee St.	78 67				
				269	N	Austin Peay	82 68	86	A	Belmont	61 72				
				278	A	Tennessee Tech	71 67	257	A	Tennessee St.	70 66				
				86	H	Belmont	51 65	305	H	Morehead St.	100 93				
				305	A	Morehead St.	89 77	295	H	Jacksonville St.	54 56				
				295	A	Jacksonville St.	76 50	278	H	Tennessee Tech	72 77				

Non-Div I Games: Cincinnati Christian 12 34 Davis & Elkins 73 58

Eastern Ky.

Loss, Non-Conf, S Site, H Home A Away N Neutral

Average RPI Win:	183	WON-LOST	WINNING	LAST 10	STRENGTH OF	OPP. STRENGTH	TEAM	ADJ.	CONF.	ADJ CONF.
Average RPI Loss:	92	RECORD	PCT. RANK	GAMES	SCHEDULE	OF SCHEDULE	RPI	RPI	RPI	RPI
DIV. I ONLY	17- 9	84	6- 4	89	128	84	84	11	11	
DIV. I NON-CONF.	7- 2	57	0- 0	114	149	45	45	13	13	
TOTALS	RPI 1-25	RPI 26-50	W-L RECORDS	RPI 51-100	RPI 101-150	RPI 150+				
17- 9	0- 1	0- 1	OVERALL	4- 4	5- 2	8- 1				
8- 4	0- 0	0- 1	HOME	2- 2	3- 1	3- 0				
9- 4	0- 1	0- 0	AWAY	2- 1	2- 1	5- 1				
0- 1	0- 0	0- 0	NEUTRAL	0- 1	0- 0	0- 0				
7- 2	0- 1	0- 0	NON-CONFERENCE	2- 1	1- 0	4- 0				
3- 0	0- 0	0- 0	HOME	1- 0	1- 0	1- 0				
4- 1	0- 1	0- 0	AWAY	1- 0	0- 0	3- 0				
0- 1	0- 0	0- 0	NEUTRAL	0- 1	0- 0	0- 0				
10- 7	0- 0	0- 1	CONFERENCE	2- 3	4- 2	4- 1				
5- 4	0- 0	0- 1	HOME	1- 2	2- 1	2- 0				
5- 3	0- 0	0- 0	AWAY	1- 1	2- 1	2- 1				
0- 0	0- 0	0- 0	NEUTRAL	0- 0	0- 0	0- 0				

RPI 1-25				RPI 26-50				RPI 51-100 Team's RPI: 84				RPI 101+			
RPI	S	Opponent	Score	RPI	S	Opponent	Score	RPI	S	Opponent	Score	RPI	S	Opponent	Score
12	A	Kentucky	67 89	41	H	Ohio	64 71	64	A	Ball St.	54 76	123	A	Akron	72 75
								64	H	Ball St.	63 67	123	H	Akron	65 68
								73	H	Michigan	64 63	127	A	Buffalo	70 55
								74	N	Abilene Christian	59 83	127	H	Buffalo	67 56
								75	H	Central Mich.	65 66	143	A	Western Mich.	63 52
								97	A	Toledo	58 46	143	H	Western Mich.	70 66
								97	H	Toledo	59 41	144	H	Oral Roberts	77 69
								99	A	Harvard	85 81	151	A	Detroit	85 68
												212	H	UTRGV	78 56
												249	A	Northern Ill.	87 80
												249	H	Northern Ill.	84 60
												255	A	Bowling Green	63 67
												256	A	Monmouth	78 68
												284	A	Miami (OH)	70 46
												321	H	Kent St.	72 51
												342	A	Air Force	72 59
LAST 12 Division I GAMES:															
143	A	Western Mich.	63 52	143	H	Western Mich.	70 66								
64	H	Ball St.	63 67	75	H	Central Mich.	65 66								
97	A	Toledo	58 46	123	A	Akron	72 75								
249	H	Northern Ill.	84 60	255	A	Bowling Green	63 67								
127	A	Buffalo	70 55	97	H	Toledo	59 41								
284	A	Miami (OH)	70 46	64	A	Ball St.	54 76								

Non-Div I Games: Madonna 104 45 Hillsdale 94 77

Eastern Mich.

Average RPI Win:	239	WON-LOST	WINNING	LAST 10	STRENGTH OF	OPP. STRENGTH	TEAM	ADJ.	CONF.	ADJ CONF.
Average RPI Loss:	153	RECORD	PCT. RANK	GAMES	SCHEDULE	OF SCHEDULE	RPI	RPI	RPI	RPI
DIV. I ONLY	18- 11	103	6- 4	314	195	182	182	19	19	
DIV. I NON-CONF.	5- 6	180	0- 0	299	239	263	263	23	23	
TOTALS	RPI 1-25	RPI 26-50	W-L RECORDS	RPI 51-100	RPI 101-150	RPI 150+				
18- 11	0- 0	0- 0	OVERALL	1- 2	3- 4	14- 5				
11- 3	0- 0	0- 0	HOME	1- 1	2- 1	8- 1				
7- 5	0- 0	0- 0	AWAY	0- 1	1- 0	6- 0				
0- 3	0- 0	0- 0	NEUTRAL	0- 0	0- 2	0- 1				
5- 6	0- 0	0- 0	NON-CONFERENCE	0- 1	0- 4	5- 1				
3- 2	0- 0	0- 0	HOME	0- 1	0- 1	3- 0				
2- 1	0- 0	0- 0	AWAY	0- 0	0- 1	2- 0				
0- 3	0- 0	0- 0	NEUTRAL	0- 0	0- 2	0- 1				
13- 5	0- 0	0- 0	CONFERENCE	1- 1	3- 0	9- 4				
8- 1	0- 0	0- 0	HOME	1- 0	2- 0	5- 1				
5- 4	0- 0	0- 0	AWAY	0- 1	1- 0	4- 3				
0- 0	0- 0	0- 0	NEUTRAL	0- 0	0- 0	0- 0				

RPI 1-25			RPI 26-50			RPI 51-100			RPI 101+			Team's RPI: 182
RPI	S	Opponent	Score	RPI	S	Opponent	Score	RPI	S	Opponent	Score	
						74 H Abilene Christian	60 72	104 N Northwestern		70 74		
						100 A North Dakota	69 72	110 A Gonzaga		56 78		
						100 H North Dakota	60 57	128 N Creighton		60 66		
								136 A Idaho		74 66		
								136 H Idaho		84 70		
								146 H Boise St.		79 84		
								148 H Montana St.		81 69		
								153 N East Carolina		62 80		
								164 H Montana		67 65		
								169 A Sacramento St.		100 83		
								169 H Sacramento St.		91 94		
								179 A Northern Colo.		66 57		
								179 H Northern Colo.		59 55		
								181 A Weber St.		74 80		
								200 A Idaho St.		62 71		
								205 H Utah Valley		68 64		
								297 A Wichita St.		67 62		
								298 H CSUN		70 59		
								308 A Northern Ariz.		81 71		
								308 H Northern Ariz.		72 65		
								323 A Portland St.		79 81		
								323 H Portland St.		70 57		
								333 A Southern Utah		85 82		
								333 H Southern Utah		64 53		
								342 H Air Force		65 44		
								343 A Cal St. Fullerton		68 57		
LAST 12 Division I GAMES:												
181 A Weber St.		74 80	100 A North Dakota		69 72							
200 A Idaho St.		62 71	333 H Southern Utah		64 53							
136 H Idaho		84 70	308 H Northern Ariz.		72 65							
323 H Portland St.		70 57	169 A Sacramento St.		100 83							
169 H Sacramento St.		91 94	323 A Portland St.		79 81							
179 A Northern Colo.		66 57	164 H Montana		67 65							

Non-Div I Games: Eastern Ore. 64 40

Eastern Wash.

Loss, Non-Conf, S Site, H Home A Away N Neutral

Average RPI Win: 192	WON-LOST	WINNING	LAST 10	STRENGTH OF	OPP. STRENGTH	TEAM	ADJ.	CONF.	ADJ CONF.
Average RPI Loss: 102	RECORD	PCT. RANK	GAMES	SCHEDULE	OF SCHEDULE	RPI	RPI	RPI	RPI
DIV. I ONLY	17- 11	116	6- 4	103	116	88	88	13	13
DIV. I NON-CONF.	6- 4	125	0- 0	55	84	51	51	10	10
TOTALS	RPI 1-25	RPI 26-50	W-L RECORDS	RPI 51-100	RPI 101-150	RPI 150+			
17- 11	0- 1	1- 3	OVERALL	2- 3	0- 1	14- 3			
9- 3	0- 0	0- 1	HOME	2- 1	0- 0	7- 1			
8- 8	0- 1	1- 2	AWAY	0- 2	0- 1	7- 2			
0- 0	0- 0	0- 0	NEUTRAL	0- 0	0- 0	0- 0			
6- 4	0- 1	1- 1	NON-CONFERENCE	1- 0	0- 1	4- 1			
3- 0	0- 0	0- 0	HOME	1- 0	0- 0	2- 0			
3- 4	0- 1	1- 1	AWAY	0- 0	0- 1	2- 1			
0- 0	0- 0	0- 0	NEUTRAL	0- 0	0- 0	0- 0			
11- 7	0- 0	0- 2	CONFERENCE	1- 3	0- 0	10- 2			
6- 3	0- 0	0- 1	HOME	1- 1	0- 0	5- 1			
5- 4	0- 0	0- 1	AWAY	0- 2	0- 0	5- 1			
0- 0	0- 0	0- 0	NEUTRAL	0- 0	0- 0	0- 0			

RPI 1-25				RPI 26-50				RPI 51-100				Team's RPI: 88	RPI 101+			
RPI	S	Opponent	Score	RPI	S	Opponent	Score	RPI	S	Opponent	Score		RPI	S	Opponent	Score
4	A	South Carolina	63 78	26	A	West Virginia	57 67	66	A	Hofstra	49 59		118	A	Liberty	63 72
				35	A	James Madison	72 73	66	H	Hofstra	61 60		160	A	Northeastern	56 54
				35	H	James Madison	76 81	76	H	Charlotte	90 83		160	H	Northeastern	61 67
				49	A	North Carolina St.	69 66	78	A	Drexel	31 74		163	A	Delaware	66 64
								78	H	Drexel	47 54		163	H	Delaware	62 45
													166	H	ETSU	50 38
													201	A	William & Mary	74 64
													201	H	William & Mary	73 51
													211	A	Furman	65 55
													227	A	Col. of Charleston	54 38
													227	H	Col. of Charleston	52 41
													234	A	Navy	70 73
													253	H	High Point	80 69
													270	A	UNCW	67 60
													270	H	UNCW	70 53
													273	A	American	62 54
													290	A	Towson	78 85
													290	H	Towson	80 58
LAST 12 Division I GAMES:																
				201	A	William & Mary	74 64					290	H	Towson	80 58	
				35	A	James Madison	72 73					163	A	Delaware	66 64	
				163	H	Delaware	62 45					201	H	William & Mary	73 51	
				78	H	Drexel	47 54					66	A	Hofstra	49 59	
				227	A	Col. of Charleston	54 38					160	A	Northeastern	56 54	
				160	H	Northeastern	61 67					270	H	UNCW	70 53	

Non-Div I Games: Lenoir-Rhyne 67 29

Elon

Evansville

Through Games Of March 4, 2016

Average RPI Win: 287	WON-LOST	WINNING	LAST 10	STRENGTH OF	OPP. STRENGTH	TEAM	ADJ.	CONF.	ADJ CONF.
Average RPI Loss: 177	RECORD	PCT. RANK	GAMES	SCHEDULE	OF SCHEDULE	RPI	RPI	RPI	RPI
DIV. I ONLY	2- 26	345	0- 10	186	250	334	334	21	21
DIV. I NON-CONF.	1- 10	330	0- 0	105	297	278	278	17	17
TOTALS	RPI 1-25	RPI 26-50	W-L RECORDS	RPI 51-100	RPI 101-150	RPI 150+			
2- 26	0- 0	0- 0	OVERALL	0- 6	0- 7	2- 13			
1- 11	0- 0	0- 0	HOME	0- 2	0- 4	1- 5			
1- 13	0- 0	0- 0	AWAY	0- 3	0- 2	1- 8			
0- 2	0- 0	0- 0	NEUTRAL	0- 1	0- 1	0- 0			
1- 10	0- 0	0- 0	NON-CONFERENCE	0- 3	0- 3	1- 4			
0- 4	0- 0	0- 0	HOME	0- 1	0- 2	0- 1			
1- 4	0- 0	0- 0	AWAY	0- 1	0- 0	1- 3			
0- 2	0- 0	0- 0	NEUTRAL	0- 1	0- 1	0- 0			
1- 16	0- 0	0- 0	CONFERENCE	0- 3	0- 4	1- 9			
1- 7	0- 0	0- 0	HOME	0- 1	0- 2	1- 4			
0- 9	0- 0	0- 0	AWAY	0- 2	0- 2	0- 5			
0- 0	0- 0	0- 0	NEUTRAL	0- 0	0- 0	0- 0			

RPI S	Opponent	Score	RPI S	Opponent	Score	RPI S	Opponent	Score	RPI S	Opponent	Score	Team's RPI: 334
						62 N	Santa Clara	44 62	103 H	UT Martin	48 75	
						64 H	Ball St.	53 73	109 A	Drake	52 94	
						91 A	Missouri St.	70 77	109 H	Drake	66 86	
						91 H	Missouri St.	47 66	114 H	IUPUI	62 68	
						93 A	UNI	51 62	133 A	Southern Ill.	56 74	
						98 A	Nebraska	40 85	133 H	Southern Ill.	63 66	
									148 N	Montana St.	55 81	
									157 A	Xavier	57 65	
									171 A	Loyola Chicago	54 67	
									171 H	Loyola Chicago	49 63	
									213 A	Indiana St.	45 57	
									213 H	Indiana St.	44 59	
									255 A	Bowling Green	56 74	
									262 H	Murray St.	54 73	
									272 A	Cleveland St.	72 63	
									284 A	Miami (OH)	85 91	
									297 A	Wichita St.	50 58	
									297 H	Wichita St.	31 44	
									302 A	Bradley	52 66	
									302 H	Bradley	62 46	
									313 A	Illinois St.	59 65	
									313 H	Illinois St.	57 64	
LAST 12 Division I GAMES:												
109 H	Drake	66 86	171 A	Loyola Chicago	54 67							
313 A	Illinois St.	59 65	302 A	Bradley	52 66							
213 A	Indiana St.	45 57	213 H	Indiana St.	44 59							
91 H	Missouri St.	47 66	313 H	Illinois St.	57 64							
297 H	Wichita St.	31 44	297 A	Wichita St.	50 58							
133 H	Southern Ill.	63 66	91 A	Missouri St.	70 77							

Non-Div I Games:

Evansville

Loss, Non-Conf, S Site, H Home A Away N Neutral

Average RPI Win:	219	WON-LOST	WINNING	LAST 10	STRENGTH OF	OPP. STRENGTH	TEAM	ADJ.	CONF.	ADJ CONF.
Average RPI Loss:	71	RECORD	PCT. RANK	GAMES	SCHEDULE	OF SCHEDULE	RPI	RPI	RPI	RPI
DIV. I ONLY	26- 4	14	10- 0	209	218	68	68	29	29	
DIV. I NON-CONF.	11- 4	76	0- 0	65	67	54	54	28	28	
TOTALS	RPI 1-25	RPI 26-50	W-L RECORDS	RPI 51-100	RPI 101-150	RPI 150+				
26- 4	0- 0	1- 3	OVERALL	3- 0	5- 0	17- 1				
12- 2	0- 0	0- 1	HOME	3- 0	1- 0	8- 1				
12- 0	0- 0	1- 0	AWAY	0- 0	2- 0	9- 0				
2- 2	0- 0	0- 2	NEUTRAL	0- 0	2- 0	0- 0				
11- 4	0- 0	1- 3	NON-CONFERENCE	3- 0	3- 0	4- 1				
4- 2	0- 0	0- 1	HOME	3- 0	0- 0	1- 1				
5- 0	0- 0	1- 0	AWAY	0- 0	1- 0	3- 0				
2- 2	0- 0	0- 2	NEUTRAL	0- 0	2- 0	0- 0				
15- 0	0- 0	0- 0	CONFERENCE	0- 0	2- 0	13- 0				
8- 0	0- 0	0- 0	HOME	0- 0	1- 0	7- 0				
7- 0	0- 0	0- 0	AWAY	0- 0	1- 0	6- 0				
0- 0	0- 0	0- 0	NEUTRAL	0- 0	0- 0	0- 0				

RPI 1-25			RPI 26-50			RPI 51-100			Team's RPI: 68	RPI 101+		
RPI	S	Opponent	Score	RPI	S	Opponent	Score	RPI	S	Opponent	Score	RPI
				27	N	Mississippi St.	60 65	55	H	Auburn	52 45	120
				39	A	George Washington	64 60	83	H	Quinnipiac	71 70	123
				40	H	Arkansas St.	48 62	99	H	Harvard	74 65	143
				41	N	Ohio	57 69					149
										Jacksonville	59 55	149
										Jacksonville	58 39	177
										Fla. Atlantic	55 62	193
										Stetson	60 47	193
										Stetson	61 48	209
										USC Upstate	56 44	209
										USC Upstate	54 43	210
										Hartford	64 44	214
										N.C. A&T	60 36	261
										Providence	50 41	286
										Kennesaw St.	78 47	286
										Kennesaw St.	63 41	310
										FIU	81 53	327
										North Florida	65 38	327
										North Florida	75 50	335
										Lipscomb	71 39	335
										Lipscomb	91 52	344
										NJIT	53 32	344
										NJIT	70 37	344
										NJIT	60 31	
LAST 12 Division I GAMES:												
				344	H	NJIT	60 31	149	A	Jacksonville	59 55	
				193	A	Stetson	60 47	327	H	North Florida	75 50	
				335	H	Lipscomb	91 52	149	H	Jacksonville	58 39	
				286	H	Kennesaw St.	63 41	327	A	North Florida	65 38	
				209	A	USC Upstate	56 44	286	A	Kennesaw St.	78 47	
				344	A	NJIT	53 32	335	A	Lipscomb	71 39	

Non-Div I Games: St. Thomas (FL) 86 33

FGCU

Average RPI Win:	254	WON-LOST	WINNING	LAST 10	STRENGTH OF	OPP. STRENGTH	TEAM	ADJ.	CONF.	ADJ CONF.
Average RPI Loss:	151	RECORD	PCT. RANK	GAMES	SCHEDULE	OF SCHEDULE	RPI	RPI	RPI	RPI
DIV. I ONLY	4- 24	328	2- 8	168	135	310	310	12	12	
DIV. I NON-CONF.	2- 9	296	0- 0	257	246	329	329	11	11	
TOTALS	RPI 1-25	RPI 26-50	W-L RECORDS	RPI 51-100	RPI 101-150	RPI 150+				
4- 24	0- 0	0- 4	OVERALL	0- 4	0- 4	4- 12				
3- 13	0- 0	0- 2	HOME	0- 3	0- 2	3- 6				
1- 11	0- 0	0- 0	AWAY	0- 0	0- 1	1- 1				
0- 0	0- 0	0- 0	NEUTRAL	0- 0	0- 0	0- 0				
2- 9	0- 0	0- 1	NON-CONFERENCE	0- 2	0- 2	2- 4				
2- 5	0- 0	0- 0	HOME	0- 2	0- 1	2- 2				
0- 4	0- 0	0- 1	AWAY	0- 0	0- 1	0- 2				
0- 0	0- 0	0- 0	NEUTRAL	0- 0	0- 0	0- 0				
2- 15	0- 0	0- 3	CONFERENCE	0- 2	0- 2	2- 8				
1- 8	0- 0	0- 2	HOME	0- 1	0- 1	1- 4				
1- 7	0- 0	0- 1	AWAY	0- 1	0- 1	1- 4				
0- 0	0- 0	0- 0	NEUTRAL	0- 0	0- 0	0- 0				

RPI S	Opponent	Score	RPI S	Opponent	Score	RPI S	Opponent	Score	RPI S	Opponent	Score	Team's RPI: 310
28	A Miami (FL)	55 83	61	H Middle Tenn.	62 85	140	H Wake Forest	53 57				
31	A UTEP	52 70	68	H FGCU	53 81	141	H Marshall	58 65				
31	H UTEP	57 69	76	A Charlotte	74 87	149	A Jacksonville	44 80				
38	H Western Ky.	69 71	92	H Marquette	83 95	150	A Old Dominion	49 84				
						154	A UAB	42 71				
						154	H UAB	72 61				
						162	A Southern Miss.	55 82				
						177	A Fla. Atlantic	82 87				
						177	H Fla. Atlantic	52 63				
						183	A Louisiana Tech	63 82				
						207	H Rhode Island	50 68				
						225	H Rice	62 68				
						239	H North Texas	40 58				
						247	A UTSA	59 54				
						247	H UTSA	52 63				
						272	A Cleveland St.	57 64				
						277	A UCF	72 89				
						296	H Florida A&M	81 65				
						297	H Wichita St.	62 76				
						319	H UMass Lowell	71 68				
LAST 12 Division I GAMES:												
154	A UAB	42 71	61	H Middle Tenn.	62 85							
177	H Fla. Atlantic	52 63	154	H UAB	72 61							
225	H Rice	62 68	150	A Old Dominion	49 84							
239	H North Texas	40 58	76	A Charlotte	74 87							
247	A UTSA	59 54	31	H UTEP	57 69							
31	A UTEP	52 70	247	H UTSA	52 63							

Non-Div I Games:

FIU

■ Loss,
 ■ Non-Conf,
 ■ S Site,
 ■ H Home
 ■ A Away
 N Neutral

Fairfield

Through Games Of March 4, 2016

Average RPI Win:	249	WON-LOST	WINNING	LAST 10	STRENGTH OF	OPP. STRENGTH	TEAM	ADJ.	CONF.	ADJ CONF.
Average RPI Loss:	150	RECORD	PCT. RANK	GAMES	SCHEDULE	OF SCHEDULE	RPI	RPI	RPI	RPI
DIV. I ONLY	16- 13	146	7- 3	229	253	186	186	23	23	
DIV. I NON-CONF.	5- 4	138	0- 0	109	219	150	150	22	22	
TOTALS	RPI 1-25	RPI 26-50	W-L RECORDS	RPI 51-100	RPI 101-150	RPI 150+				
16- 13	0- 0	0- 1	OVERALL	1- 4	0- 2	15- 6				
10- 6	0- 0	0- 1	HOME	1- 2	0- 1	9- 2				
6- 7	0- 0	0- 0	AWAY	0- 2	0- 1	6- 4				
0- 0	0- 0	0- 0	NEUTRAL	0- 0	0- 0	0- 0				
5- 4	0- 0	0- 1	NON-CONFERENCE	1- 2	0- 0	4- 1				
4- 2	0- 0	0- 1	HOME	1- 1	0- 0	3- 0				
1- 2	0- 0	0- 0	AWAY	0- 1	0- 0	1- 1				
0- 0	0- 0	0- 0	NEUTRAL	0- 0	0- 0	0- 0				
11- 9	0- 0	0- 0	CONFERENCE	0- 2	0- 2	11- 5				
6- 4	0- 0	0- 0	HOME	0- 1	0- 1	6- 2				
5- 5	0- 0	0- 0	AWAY	0- 1	0- 1	5- 3				
0- 0	0- 0	0- 0	NEUTRAL	0- 0	0- 0	0- 0				

RPI S	Opponent	Score	RPI S	Opponent	Score	RPI S	Opponent	Score	RPI S	Opponent	Score	Team's RPI: 186
50	H Albany (NY)	62	57	A St. John's (NY)	73	116	A Iona	69				
			66	H Hofstra	67	116	H Iona	56				
			83	A Quinnipiac	83	167	A Cornell	59				
			83	H Quinnipiac	64	168	A Marist	64				
			99	H Harvard	67	168	H Marist	72				
						199	H Sacred Heart	50				
						222	A Canisius	50				
						222	H Canisius	48				
						231	A Loyola Maryland	45				
						233	A Siena	51				
						233	H Siena	55				
						242	A Manhattan	57				
						242	H Manhattan	70				
						256	A Monmouth	60				
						256	H Monmouth	70				
						279	H La Salle	59				
						283	A Rider	39				
						283	H Rider	56				
						289	A Niagara	56				
						289	H Niagara	43				
						315	H IPFW	62				
						339	A Saint Peter's	56				
						339	H Saint Peter's	49				
LAST 12 Division I GAMES:												
83	A Quinnipiac	58	83	233	H Siena	67	55					
116	A Iona	53	69	289	H Niagara	61	43					
168	A Marist	63	64	256	A Monmouth	68	60					
233	A Siena	71	51	283	H Rider	63	56					
256	H Monmouth	80	70	222	H Canisius	52	48					
339	H Saint Peter's	76	49	83	H Quinnipiac	55	64					

Non-Div I Games:

Fairfield

■ Loss,
 ■ Non-Conf,
 ■ S Site,
 ■ H Home
 ■ A Away
 N Neutral

Average RPI Win: 290		WON-LOST	WINNING	LAST 10	STRENGTH OF	OPP. STRENGTH	TEAM	ADJ.	CONF.	ADJ CONF.
Average RPI Loss: 221		RECORD	PCT. RANK	GAMES	SCHEDULE	OF SCHEDULE	RPI	RPI	RPI	RPI
DIV. I ONLY		11- 20	260	4- 6	320	337	314	314	30	30
DIV. I NON-CONF.		3- 10	277	0- 0	253	264	320	320	32	32
TOTALS	RPI 1-25	RPI 26-50		W-L RECORDS		RPI 51-100	RPI 101-150	RPI 150+		
11- 20	0- 0	0- 1		OVERALL		0- 1	0- 2	11- 16		
8- 8	0- 0	0- 0		HOME		0- 0	0- 0	8- 8		
2- 10	0- 0	0- 1		AWAY		0- 1	0- 1	2- 7		
1- 2	0- 0	0- 0		NEUTRAL		0- 0	0- 1	1- 1		
3- 10	0- 0	0- 1		NON-CONFERENCE		0- 1	0- 2	3- 6		
2- 5	0- 0	0- 0		HOME		0- 0	0- 0	2- 5		
0- 3	0- 0	0- 1		AWAY		0- 1	0- 1	0- 0		
1- 2	0- 0	0- 0		NEUTRAL		0- 0	0- 1	1- 1		
8- 10	0- 0	0- 0		CONFERENCE		0- 0	0- 0	8- 10		
6- 3	0- 0	0- 0		HOME		0- 0	0- 0	6- 3		
2- 7	0- 0	0- 0		AWAY		0- 0	0- 0	2- 7		
0- 0	0- 0	0- 0		NEUTRAL		0- 0	0- 0	0- 0		

[illegible]

Non-Div I Games:

Fairleigh Dickinson

Loss, Non-Conf, S Site, H Home A Away N Neutral

RPI	S	Opponent	Score	
339	H	Saint Peter's	73	52
345	A	Wagner	73	57
345	H	Wagner	75	67

Fairleigh Dickinson

F
a
i
r
l
e
i
g
h
D
i
c
k
i
n
s
o
n

F
a
i
r
l
e
i
g
h
D
i
c
k
i
n
s
o
n

Fla. Atlantic

Through Games Of March 4, 2016

Average RPI Win:	224	WON-LOST	WINNING	LAST 10	STRENGTH OF	OPP. STRENGTH	TEAM	ADJ.	CONF.	ADJ CONF.
Average RPI Loss:	112	RECORD	PCT. RANK	GAMES	SCHEDULE	OF SCHEDULE	RPI	RPI	RPI	RPI
DIV. I ONLY	12- 15	208	2- 8	90	166	177	177	12	12	
DIV. I NON-CONF.	7- 3	91	0- 0	41	318	66	66	11	11	
TOTALS	RPI 1-25	RPI 26-50	W-L RECORDS	RPI 51-100	RPI 101-150	RPI 150+				
12- 15	0- 0	0- 4	OVERALL	1- 4	3- 1	8- 6				
9- 6	0- 0	0- 2	HOME	0- 2	3- 0	6- 2				
2- 9	0- 0	0- 2	AWAY	1- 2	0- 1	1- 4				
1- 0	0- 0	0- 0	NEUTRAL	0- 0	0- 0	1- 0				
7- 3	0- 0	0- 1	NON-CONFERENCE	1- 1	2- 0	4- 1				
5- 1	0- 0	0- 0	HOME	0- 1	2- 0	3- 0				
1- 2	0- 0	0- 1	AWAY	1- 0	0- 0	0- 1				
1- 0	0- 0	0- 0	NEUTRAL	0- 0	0- 0	1- 0				
5- 12	0- 0	0- 3	CONFERENCE	0- 3	1- 1	4- 5				
4- 5	0- 0	0- 2	HOME	0- 1	1- 0	3- 2				
1- 7	0- 0	0- 1	AWAY	0- 2	0- 1	1- 3				
0- 0	0- 0	0- 0	NEUTRAL	0- 0	0- 0	0- 0				

RPI S	Opponent	Score	RPI S	Opponent	Score	RPI S	Opponent	Score	RPI S	Opponent	Score	Team's RPI: 177
31	A UTEP	47 75	31	H UTEP	66 78	58	H South Dakota	53 76	123	H Akron	91 77	
38	H Western Ky.	62 81	61	A Middle Tenn.	65 71	61	H Middle Tenn.	73 83	141	H Marshall	84 73	
42	A Kansas St.	53 102	61	H Middle Tenn.	73 83	68	A FGCU	62 55	142	H Milwaukee	71 67	
			76	A Charlotte	79 85				150	A Old Dominion	45 85	
									154	H UAB	62 67	
									162	A Southern Miss.	80 89	
									164	A Montana	69 83	
									183	A Louisiana Tech	62 65	
									225	H Rice	54 75	
									239	H North Texas	71 61	
									245	H Bethune-Cookman	82 60	
									247	A UTSA	54 57	
									247	H UTSA	64 51	
									257	N Tennessee St.	69 64	
									284	H Miami (OH)	68 65	
									310	A FIU	63 52	
									310	H FIU	87 82	
									322	H Delaware St.	83 55	
LAST 12 Division I GAMES:												
61	A Middle Tenn.	65 71	154	H UAB	62 67							
310	A FIU	63 52	61	H Middle Tenn.	73 83							
239	H North Texas	71 61	76	A Charlotte	79 85							
225	H Rice	54 75	150	A Old Dominion	45 85							
31	A UTEP	47 75	247	H UTSA	64 51							
247	A UTSA	54 57	31	H UTEP	66 78							

Non-Div I Games: Keiser 74 52

Fla. Atlantic

Loss, Non-Conf, S Site, H Home A Away N Neutral

Florida

Through Games Of March 4, 2016

Average RPI Win: 135		WON-LOST	WINNING	LAST 10	STRENGTH OF	OPP. STRENGTH	TEAM	ADJ.	CONF.	ADJ CONF.
Average RPI Loss: 35		RECORD	PCT. RANK	GAMES	SCHEDULE	OF SCHEDULE	RPI	RPI	RPI	RPI
DIV. I ONLY		22- 8	57	6- 4	50	23	24	24	3	3
DIV. I NON-CONF.		12- 1	9	0- 0	153	102	21	21	2	2
TOTALS		RPI 1-25	RPI 26-50		W-L RECORDS		RPI 51-100	RPI 101-150	RPI 150+	
22- 8	4- 2	2- 4		OVERALL		3- 2	3- 0		10- 0	
13- 2	3- 0	2- 2		HOME		2- 0	1- 0		5- 0	
7- 5	1- 1	0- 2		AWAY		0- 2	2- 0		4- 0	
2- 1	0- 1	0- 0		NEUTRAL		1- 0	0- 0		1- 0	
12- 1	1- 0	2- 0		NON-CONFERENCE		1- 1	0- 0		8- 0	
7- 0	1- 0	2- 0		HOME		0- 0	0- 0		4- 0	
3- 1	0- 0	0- 0		AWAY		0- 1	0- 0		3- 0	
2- 0	0- 0	0- 0		NEUTRAL		1- 0	0- 0		1- 0	
10- 7	3- 2	0- 4		CONFERENCE		2- 1	3- 0		2- 0	
6- 2	2- 0	0- 2		HOME		2- 0	1- 0		1- 0	
4- 4	1- 1	0- 2		AWAY		0- 1	2- 0		1- 0	
0- 1	0- 1	0- 0		NEUTRAL		0- 0	0- 0		0- 0	

RPI	S	Opponent	Score	RPI	S	Opponent	Score	RPI	S	Opponent	Score	RPI	S	Opponent	Score
4	A	South Carolina	71 86	27	H	Mississippi St.	70 76	55	A	Auburn	58 80	122	A	LSU	82 56
12	H	Kentucky	85 79	36	A	Georgia	63 74	55	H	Auburn	56 49	122	H	LSU	53 45
12	N	Kentucky	69 92	36	H	Georgia	61 71	64	N	Ball St.	85 79	137	A	Arkansas	71 66
15	H	Florida St.	82 72	40	H	Arkansas St.	76 72	65	A	Temple	91 97	158	H	Alabama	80 72
18	H	Texas A&M	83 81	44	A	Missouri	64 79	72	H	Vanderbilt	79 67	175	A	Ole Miss	85 65
22	A	Tennessee	74 66	49	H	North Carolina St.	79 72					194	A	Wisconsin	91 75
												196	A	Colorado	83 61
												198	A	South Ala.	72 60
												206	H	Robert Morris	79 52
												266	H	Saint Francis (PA)	122 65
												277	N	UCF	93 79
												286	H	Kennesaw St.	84 57
												291	H	Savannah St.	99 34
LAST 12 Division I GAMES:															
12	N	Kentucky	69 92	4	A	South Carolina	71 86								
55	H	Auburn	56 49	18	H	Texas A&M	83 81								
122	A	LSU	82 56	12	H	Kentucky	85 79								
36	A	Georgia	63 74	137	A	Arkansas	71 66								
72	H	Vanderbilt	79 67	44	A	Missouri	64 79								
55	A	Auburn	58 80	158	H	Alabama	80 72								

Non-Div I Games:

Florida

■ Loss,
 ■ Non-Conf, S Site,
 ■ Home
 ■ Away
 N Neutral

Average RPI Win:	288	WON-LOST	WINNING	LAST 10	STRENGTH OF	OPP. STRENGTH	TEAM	ADJ.	CONF.	ADJ CONF.
Average RPI Loss:	237	RECORD	PCT. RANK	GAMES	SCHEDULE	OF SCHEDULE	RPI	RPI	RPI	RPI
DIV. I ONLY	13- 14	180	5- 5	349	314	296	296	32	32	
DIV. I NON-CONF.	4- 7	222	0- 0	346	146	321	321	30	30	
TOTALS	RPI 1-25	RPI 26-50	W-L RECORDS	RPI 51-100	RPI 101-150	RPI 150+				
13- 14	0- 0	0- 0	OVERALL	0- 1	0- 2	13- 11				
6- 5	0- 0	0- 0	HOME	0- 0	0- 1	6- 4				
5- 8	0- 0	0- 0	AWAY	0- 1	0- 1	5- 6				
2- 1	0- 0	0- 0	NEUTRAL	0- 0	0- 0	2- 1				
4- 7	0- 0	0- 0	NON-CONFERENCE	0- 1	0- 2	4- 4				
1- 2	0- 0	0- 0	HOME	0- 0	0- 1	1- 1				
1- 4	0- 0	0- 0	AWAY	0- 1	0- 1	1- 2				
2- 1	0- 0	0- 0	NEUTRAL	0- 0	0- 0	2- 1				
9- 7	0- 0	0- 0	CONFERENCE	0- 0	0- 0	9- 7				
5- 3	0- 0	0- 0	HOME	0- 0	0- 0	5- 3				
4- 4	0- 0	0- 0	AWAY	0- 0	0- 0	4- 4				
0- 0	0- 0	0- 0	NEUTRAL	0- 0	0- 0	0- 0				

RPI 1-25			RPI 26-50			RPI 51-100			RPI 101+			Team's RPI: 296
RPI	S	Opponent	Score	RPI	S	Opponent	Score	RPI	S	Opponent	Score	
						56 A Southern California	45 88					
								111 H Mercer			50 54	
								147 A North Carolina			58 94	
								185 N UC Davis			61 58	
								203 A Hampton			66 59	
								214 A N.C. A&T			51 80	
								214 H N.C. A&T			66 70	
								244 H Coppin St.			79 73	
								245 A Bethune-Cookman			60 67	
								245 H Bethune-Cookman			53 48	
								252 H Morgan St.			62 67	
								258 A Clemson			77 68	
								274 A UMES			47 61	
								277 A UCF			55 93	
								286 H Kennesaw St.			69 67	
								291 A Savannah St.			46 65	
								291 H Savannah St.			59 38	
								300 N Western Caro.			53 69	
								309 H South Carolina St.			62 68	
								310 A FIU			65 81	
								312 H Southeastern La.			57 62	
								322 H Delaware St.			86 56	
								330 A Howard			64 53	
								332 N New Orleans			71 60	
								347 A Norfolk St.			83 67	
								348 A N.C. Central			69 54	
								348 H N.C. Central			55 45	
LAST 12 Division I GAMES:												
						274 A UMES	47 61					
						291 A Savannah St.	46 65					
						214 H N.C. A&T	66 70					
						245 H Bethune-Cookman	53 48					
						348 A N.C. Central	69 54					
						214 A N.C. A&T	51 80					
						322 H Delaware St.	86 56					
						348 H N.C. Central	55 45					
						245 A Bethune-Cookman	60 67					
						330 A Howard	64 53					
						244 H Coppin St.	79 73					
						252 H Morgan St.	62 67					

Non-Div I Games: Clark Atlanta 98 88 Fla. Memorial 66 62

Florida A&M

Loss, Non-Conf, S Site, H Home A Away N Neutral

Average RPI Win: 141		WON-LOST	WINNING	LAST 10	STRENGTH OF	OPP. STRENGTH	TEAM	ADJ.	CONF.	ADJ CONF.
Average RPI Loss: 13		RECORD	PCT. RANK	GAMES	SCHEDULE	OF SCHEDULE	RPI	RPI	RPI	RPI
DIV. I ONLY		23- 7	41	7- 3	16	45	15	15	4	4
DIV. I NON-CONF.		10- 3	61	0- 0	33	106	25	25	5	5
TOTALS		RPI 1-25	RPI 26-50		W-L RECORDS		RPI 51-100	RPI 101-150	RPI 150+	
23- 7	0- 6	4- 1		OVERALL		4- 0	8- 0	7- 0		
15- 1	0- 1	1- 0		HOME		4- 0	6- 0	4- 0		
7- 4	0- 4	3- 0		AWAY		0- 0	2- 0	2- 0		
1- 2	0- 1	0- 1		NEUTRAL		0- 0	0- 0	1- 0		
10- 3	0- 3	0- 0		NON-CONFERENCE		3- 0	2- 0	5- 0		
8- 0	0- 0	0- 0		HOME		3- 0	2- 0	3- 0		
1- 2	0- 2	0- 0		AWAY		0- 0	0- 0	1- 0		
1- 1	0- 1	0- 0		NEUTRAL		0- 0	0- 0	1- 0		
13- 4	0- 3	4- 1		CONFERENCE		1- 0	6- 0	2- 0		
7- 1	0- 1	1- 0		HOME		1- 0	4- 0	1- 0		
6- 2	0- 2	3- 0		AWAY		0- 0	2- 0	1- 0		
0- 1	0- 0	0- 1		NEUTRAL		0- 0	0- 0	0- 0		

RPI S	Opponent	Score	RPI S	Opponent	Score	RPI S	Opponent	Score	RPI S	Opponent	Score
1	H Notre Dame	66 73	28	A Miami (FL)	69 58	52	H Rutgers	65 43	106	H Virginia	70 48
3	N UConn	49 73	28	H Miami (FL)	70 67	65	H Temple	75 47	111	H Mercer	79 36
10	A Arizona St.	56 68	28	N Miami (FL)	56 74	71	H Georgia Tech	75 69	115	H Boston College	75 42
13	A Louisville	69 79	48	A Duke	69 53	80	H Tulane	78 72	119	H Virginia Tech	68 50
14	A Syracuse	73 83	49	A North Carolina St.	56 52				126	A Pittsburgh	66 55
24	A Florida	72 82							140	A Wake Forest	96 55
									147	H North Carolina	94 63
									149	H Jacksonville	77 60
									154	H UAB	84 44
									224	N Sam Houston St.	94 37
									258	A Clemson	85 40
									258	H Clemson	75 56
									262	H Murray St.	101 59
									327	H North Florida	80 28
									328	A LIU Brooklyn	78 42
LAST 12 Division I GAMES:											
28	N Miami (FL)	56 74	48	A Duke	69 53						
28	H Miami (FL)	70 67	258	H Clemson	75 56						
49	A North Carolina St.	56 52	119	H Virginia Tech	68 50						
1	H Notre Dame	66 73	140	A Wake Forest	96 55						
14	A Syracuse	73 83	28	A Miami (FL)	69 58						
147	H North Carolina	94 63	106	H Virginia	70 48						

Non-Div I Games:

Florida St.

■ Loss,
■ Non-Conf, S Site,
■ Home
■ Away
N Neutral

Average RPI Win:	210	WON-LOST	WINNING	LAST 10	STRENGTH OF	OPP. STRENGTH	TEAM	ADJ.	CONF.	ADJ CONF.
Average RPI Loss:	83	RECORD	PCT. RANK	GAMES	SCHEDULE	OF SCHEDULE	RPI	RPI	RPI	RPI
DIV. I ONLY	14- 17	201	5- 5	80	93	159	159	7	7	
DIV. I NON-CONF.	5- 8	209	0- 0	152	138	223	223	8	8	
TOTALS	RPI 1-25	RPI 26-50	W-L RECORDS	RPI 51-100	RPI 101-150	RPI 150+				
14- 17	0- 3	2- 3	OVERALL	0- 5	1- 3	11- 3				
11- 4	0- 0	2- 0	HOME	0- 3	1- 0	8- 1				
2- 10	0- 0	0- 2	AWAY	0- 1	0- 0	2- 0				
1- 3	0- 2	0- 0	NEUTRAL	0- 0	0- 1	1- 0				
5- 8	0- 1	0- 2	NON-CONFERENCE	0- 2	0- 2	5- 1				
4- 3	0- 0	0- 0	HOME	0- 2	0- 0	4- 1				
1- 3	0- 0	0- 2	AWAY	0- 0	0- 1	1- 0				
0- 2	0- 1	0- 0	NEUTRAL	0- 0	0- 1	0- 0				
9- 9	0- 2	2- 1	CONFERENCE	0- 3	1- 1	6- 2				
7- 1	0- 0	2- 0	HOME	0- 1	1- 0	4- 0				
1- 7	0- 1	0- 1	AWAY	0- 2	0- 1	1- 2				
1- 1	0- 1	0- 0	NEUTRAL	0- 0	0- 0	1- 0				

RPI 1-25				RPI 26-50				RPI 51-100				RPI 101+ Team's RPI: 159			
RPI	S	Opponent	Score	RPI	S	Opponent	Score	RPI	S	Opponent	Score	RPI	S	Opponent	Score
14	N	Syracuse	54 76	30	A	Princeton	44 55	54	H	Saint Louis	49 51	113	A	Saint Joseph's	51 61
21	A	Duquesne	40 55	33	A	Seton Hall	54 66	65	H	Temple	44 57	113	H	Saint Joseph's	47 40
21	N	Duquesne	65 70	34	A	St. Bonaventure	41 55	69	A	VCU	51 61	130	A	Penn St.	59 75
				34	H	St. Bonaventure	77 68	72	H	Vanderbilt	40 53	138	N	Texas Tech	48 62
				39	H	George Washington	76 69	81	A	Dayton	55 77	163	H	Delaware	48 55
												170	H	George Mason	66 54
												184	A	Davidson	51 69
												184	H	Davidson	51 40
												195	A	Richmond	48 52
												207	H	Rhode Island	50 42
												216	A	Massachusetts	60 55
												216	N	Massachusetts	73 62
												242	A	Manhattan	60 49
												275	H	Central Conn. St.	63 48
												279	H	La Salle	54 44
												317	H	A&M-Corpus Christi	67 49
												322	H	Delaware St.	74 58
												326	H	Lafayette	61 49
LAST 12 Division I GAMES:															
		21 N Duquesne	65 70			279 H La Salle	54 44								
		216 N Massachusetts	73 62			113 A Saint Joseph's	51 61								
		81 A Dayton	55 77			216 A Massachusetts	60 55								
		34 H St. Bonaventure	77 68			39 H George Washington	76 69								
		54 H Saint Louis	49 51			207 H Rhode Island	50 42								
		195 A Richmond	48 52			69 A VCU	51 61								

Non-Div I Games:

Fordham

■ Loss,
 ■ Non-Conf, S Site,
 ■ Home
 ■ Away
 N Neutral

Average RPI Win: 234	WON-LOST	WINNING	LAST 10	STRENGTH OF	OPP. STRENGTH	TEAM	ADJ.	CONF.	ADJ CONF.
Average RPI Loss: 102	RECORD	PCT. RANK	GAMES	SCHEDULE	OF SCHEDULE	RPI	RPI	RPI	RPI
DIV. I ONLY	17- 10	95	7- 3	162	173	121	121	20	20
DIV. I NON-CONF.	2- 7	280	0- 0	17	61	177	177	20	20
TOTALS	RPI 1-25	RPI 26-50	W-L RECORDS	RPI 51-100	RPI 101-150	RPI 150+			
17- 10	0- 0	0- 3	OVERALL	0- 4	1- 0	16- 3			
9- 4	0- 0	0- 2	HOME	0- 1	1- 0	8- 1			
7- 6	0- 0	0- 1	AWAY	0- 3	0- 0	7- 2			
1- 0	0- 0	0- 0	NEUTRAL	0- 0	0- 0	1- 0			
2- 7	0- 0	0- 2	NON-CONFERENCE	0- 4	0- 0	2- 1			
1- 3	0- 0	0- 2	HOME	0- 1	0- 0	1- 0			
0- 4	0- 0	0- 0	AWAY	0- 3	0- 0	0- 1			
1- 0	0- 0	0- 0	NEUTRAL	0- 0	0- 0	1- 0			
15- 3	0- 0	0- 1	CONFERENCE	0- 0	1- 0	14- 2			
8- 1	0- 0	0- 0	HOME	0- 0	1- 0	7- 1			
7- 2	0- 0	0- 1	AWAY	0- 0	0- 0	7- 1			
0- 0	0- 0	0- 0	NEUTRAL	0- 0	0- 0	0- 0			

RPI S	Opponent	Score	RPI S	Opponent	Score	RPI S	Opponent	Score	RPI S	Opponent	Score	Team's RPI: 121
29	H Washington	79 89	51	A St. Mary's (CA)	81 83	146	H Boise St.	62 57				
39	H George Washington	53 61	53	A UC Riverside	68 86	160	N Northeastern	69 55				
47	A Colorado St.	55 68	85	H San Diego	68 72	172	A New Mexico	69 65				
			87	A Utah	63 78	172	H New Mexico	51 43				
						190	A Cal Poly	60 64				
						192	A San Jose St.	59 54				
						192	H San Jose St.	64 66				
						202	A UNLV	57 52				
						202	H UNLV	58 54				
						219	H CSU Bakersfield	57 52				
						223	A Utah St.	67 61				
						223	H Utah St.	66 62				
						246	A Wyoming	49 42				
						246	H Wyoming	64 52				
						250	A San Diego St.	54 65				
						250	H San Diego St.	54 49				
						320	A Nevada	67 59				
						320	H Nevada	65 56				
						342	A Air Force	63 48				
						342	H Air Force	70 46				
LAST 12 Division I GAMES:												
223	H Utah St.	66 62	320	H Nevada	65 56							
47	A Colorado St.	55 68	250	A San Diego St.	54 65							
172	H New Mexico	51 43	202	A UNLV	57 52							
342	A Air Force	63 48	192	H San Jose St.	64 66							
223	A Utah St.	67 61	246	A Wyoming	49 42							
246	H Wyoming	64 52	342	H Air Force	70 46							

Non-Div I Games: Fresno Pacific 78 33 Stanislaus St. 72 49

Fresno St.

■ Loss,
■ Non-Conf,
■ S Site,
■ Home
■ A Away
N Neutral

Average RPI Win: 266	WON-LOST	WINNING	LAST 10	STRENGTH OF	OPP. STRENGTH	TEAM	ADJ.	CONF.	ADJ CONF.
Average RPI Loss: 128	RECORD	PCT. RANK	GAMES	SCHEDULE	OF SCHEDULE	RPI	RPI	RPI	RPI
DIV. I ONLY	13- 16	202	4- 6	228	207	211	211	17	17
DIV. I NON-CONF.	5- 8	209	0- 0	256	251	240	240	15	15
TOTALS	RPI 1-25	RPI 26-50	W-L RECORDS	RPI 51-100	RPI 101-150	RPI 150+			
13- 16	0- 0	0- 3	OVERALL	0- 2	0- 7	13- 4			
7- 5	0- 0	0- 1	HOME	0- 1	0- 2	7- 1			
5- 10	0- 0	0- 0	AWAY	0- 1	0- 1	5- 0			
1- 1	0- 0	0- 0	NEUTRAL	0- 0	0- 1	1- 0			
5- 8	0- 0	0- 1	NON-CONFERENCE	0- 2	0- 2	5- 3			
3- 2	0- 0	0- 0	HOME	0- 1	0- 0	3- 1			
2- 6	0- 0	0- 1	AWAY	0- 1	0- 2	2- 2			
0- 0	0- 0	0- 0	NEUTRAL	0- 0	0- 0	0- 0			
8- 8	0- 0	0- 2	CONFERENCE	0- 0	0- 5	8- 1			
4- 3	0- 0	0- 1	HOME	0- 0	0- 2	4- 0			
3- 4	0- 0	0- 1	AWAY	0- 0	0- 2	3- 1			
1- 1	0- 0	0- 0	NEUTRAL	0- 0	0- 1	1- 0			

F
u
r
m
a
nF
u
r
m
a
n

RPI S	Opponent	Score	RPI S	Opponent	Score	RPI S	Opponent	Score	RPI S	Opponent	Score	Team's RPI: 211
36	A Georgia	39 77	69	A VCU	45 67	111	A Mercer	62 64				
43	A Chattanooga	46 61	88	H Elon	55 65	111	H Mercer	50 61				
43	H Chattanooga	50 56				111	N Mercer	50 64				
						112	A Samford	63 77				
						112	H Samford	45 58				
						119	A Virginia Tech	30 59				
						135	A UNC Asheville	71 84				
						166	A ETSU	64 68				
						166	H ETSU	81 77				
						166	N ETSU	71 68				
						184	H Davidson	51 69				
						195	A Richmond	69 62				
						209	A USC Upstate	75 63				
						258	H Clemson	70 49				
						265	A Appalachian St.	78 92				
						300	A Western Caro.	83 76				
						300	H Western Caro.	71 56				
						306	A Wofford	70 61				
						306	H Wofford	70 64				
						307	A UNCG	75 59				
						307	H UNCG	85 71				
						309	H South Carolina St.	59 46				
						324	H Winthrop	71 52				
						348	A N.C. Central	61 66				
LAST 12 Division I GAMES:												
111	N Mercer	50 64	306	H Wofford	70 64							
166	N ETSU	71 68	166	A ETSU	64 68							
111	A Mercer	62 64	43	A Chattanooga	46 61							
112	A Samford	63 77	111	H Mercer	50 61							
300	H Western Caro.	71 56	112	H Samford	45 58							
307	H UNCG	85 71	307	A UNCG	75 59							

Non-Div I Games: Converse 89 52 North Greenville 69 39

Furman

Loss, Non-Conf, S Site, H Home A Away N Neutral

Ga. Southern

Through Games Of March 4, 2016

Average RPI Win:	264	WON-LOST	WINNING	LAST 10	STRENGTH OF	OPP. STRENGTH	TEAM	ADJ.	CONF.	ADJ CONF.
Average RPI Loss:	174	RECORD	PCT. RANK	GAMES	SCHEDULE	OF SCHEDULE	RPI	RPI	RPI	RPI
DIV. I ONLY	7- 21	295	1- 9	217	254	294	294	15	15	
DIV. I NON-CONF.	3- 6	234	0- 0	211	348	266	266	14	14	
TOTALS	RPI 1-25	RPI 26-50	W-L RECORDS	RPI 51-100	RPI 101-150	RPI 150+				
7- 21	0- 0	0- 3	OVERALL	0- 0	0- 6	7- 12				
4- 10	0- 0	0- 1	HOME	0- 0	0- 3	4- 6				
3- 10	0- 0	0- 2	AWAY	0- 0	0- 3	3- 5				
0- 1	0- 0	0- 0	NEUTRAL	0- 0	0- 0	0- 1				
3- 6	0- 0	0- 1	NON-CONFERENCE	0- 0	0- 1	3- 4				
2- 2	0- 0	0- 0	HOME	0- 0	0- 0	2- 2				
1- 3	0- 0	0- 1	AWAY	0- 0	0- 1	1- 1				
0- 1	0- 0	0- 0	NEUTRAL	0- 0	0- 0	0- 1				
4- 15	0- 0	0- 2	CONFERENCE	0- 0	0- 5	4- 8				
2- 8	0- 0	0- 1	HOME	0- 0	0- 3	2- 4				
2- 7	0- 0	0- 1	AWAY	0- 0	0- 2	2- 4				
0- 0	0- 0	0- 0	NEUTRAL	0- 0	0- 0	0- 0				

RPI S	Opponent	Score	RPI S	Opponent	Score	RPI S	Opponent	Score	RPI S	Opponent	Score	Team's RPI: 294
36	A Georgia	28 75	40	A Arkansas St.	54 77	105	A Little Rock	36 69	105	H Little Rock	45 50	
40	H Arkansas St.	52 79				111	A Mercer	50 62	132	H La.-Lafayette	39 56	
						139	A UT Arlington	31 70	139	H UT Arlington	41 53	
						156	A Troy	68 84	156	H Troy	66 81	
						193	A Stetson	57 79	198	A South Ala.	45 48	
						198	H South Ala.	57 43	206	H Robert Morris	49 64	
						235	A Texas St.	56 61	235	H Texas St.	78 64	
						245	N Bethune-Cookman	49 65	265	A Appalachian St.	65 50	
						265	H Appalachian St.	62 68	271	A Georgia St.	61 50	
						271	H Georgia St.	60 61	276	A La.-Monroe	49 59	
						276	H La.-Monroe	49 50	291	A Savannah St.	64 48	
						293	H Charleston So.	64 51	295	H Jacksonville St.	60 56	
						335	H Lipscomb	55 66				
LAST 12 Division I GAMES:												
276	A La.-Monroe	49 59	156	A Troy	68 84							
265	H Appalachian St.	62 68	235	H Texas St.	78 64							
271	H Georgia St.	60 61	139	H UT Arlington	41 53							
105	H Little Rock	45 50	40	A Arkansas St.	54 77							
40	H Arkansas St.	52 79	105	A Little Rock	36 69							
198	A South Ala.	45 48	265	A Appalachian St.	65 50							

Non-Div I Games:

Ga. Southern

■ Loss,
 ■ Non-Conf,
 ■ S Site,
 ■ Home
 ■ A Away
 N Neutral

Average RPI Win:	241	WON-LOST	WINNING	LAST 10	STRENGTH OF	OPP. STRENGTH	TEAM	ADJ.	CONF.	ADJ CONF.
Average RPI Loss:	206	RECORD	PCT. RANK	GAMES	SCHEDULE	OF SCHEDULE	RPI	RPI	RPI	RPI
DIV. I ONLY	17- 10	95	6- 4	307	274	189	189	28	28	
DIV. I NON-CONF.	4- 4	160	0- 0	336	111	280	280	29	29	
TOTALS	RPI 1-25	RPI 26-50	W-L RECORDS	RPI 51-100	RPI 101-150	RPI 150+				
17- 10	0- 0	0- 0	OVERALL	0- 0	4- 3	13- 7				
12- 2	0- 0	0- 0	HOME	0- 0	2- 0	10- 2				
5- 5	0- 0	0- 0	AWAY	0- 0	2- 1	3- 4				
0- 3	0- 0	0- 0	NEUTRAL	0- 0	0- 2	0- 1				
4- 4	0- 0	0- 0	NON-CONFERENCE	0- 0	1- 2	3- 2				
3- 1	0- 0	0- 0	HOME	0- 0	0- 0	3- 1				
1- 0	0- 0	0- 0	AWAY	0- 0	1- 0	0- 0				
0- 3	0- 0	0- 0	NEUTRAL	0- 0	0- 2	0- 1				
13- 6	0- 0	0- 0	CONFERENCE	0- 0	3- 1	10- 5				
9- 1	0- 0	0- 0	HOME	0- 0	2- 0	7- 1				
4- 5	0- 0	0- 0	AWAY	0- 0	1- 1	3- 4				
0- 0	0- 0	0- 0	NEUTRAL	0- 0	0- 0	0- 0				

RPI 1-25			RPI 26-50			RPI 51-100			RPI 101+ Team's RPI: 189		
RPI	S	Opponent	Score	RPI	S	Opponent	Score	RPI	S	Opponent	Score
								118	A	Liberty	51 73
								118	H	Liberty	61 57
								120	N	Arizona	60 79
								135	A	UNC Asheville	58 56
								135	H	UNC Asheville	57 51
								143	N	Western Mich.	44 71
								147	A	North Carolina	66 65
								173	H	Pacific	77 84
								187	N	SMU	61 69
								191	A	Radford	51 54
								191	H	Radford	54 50
								226	A	Presbyterian	53 60
								226	H	Presbyterian	51 40
								253	A	High Point	79 72
								253	H	High Point	82 70
								264	A	Campbell	70 35
								264	H	Campbell	68 56
								282	A	Coastal Caro.	61 51
								282	H	Coastal Caro.	56 59
								286	H	Kennesaw St.	70 56
								293	A	Charleston So.	63 66
								293	H	Charleston So.	63 55
								306	H	Wofford	64 61
								307	H	UNCG	59 57
								316	H	Longwood	67 42
								324	A	Winthrop	62 81
LAST 12 Division I GAMES:											
282	A	Coastal Caro.	61 51	324	H	Winthrop	70 52				
135	H	UNC Asheville	57 51	264	H	Campbell	68 56				
293	A	Charleston So.	63 66	226	A	Presbyterian	53 60				
226	H	Presbyterian	51 40	118	A	Liberty	51 73				
253	A	High Point	79 72	191	H	Radford	54 50				
191	A	Radford	51 54	316	H	Longwood	67 42				

Non-Div I Games: Montreat 84 49 Bluefield Col. 64 51

Gardner-Webb

Loss, Non-Conf, S Site, H Home A Away N Neutral

RPI	S	Opponent	Score
324	H	Winthrop	70 52

G
a
r
d
n
e
r
-
W
e
b
b

G
a
r
d
n
e
r
-
W
e
b
b

Gardner-Webb

George Mason

Through Games Of March 4, 2016

Average RPI Win:	188	WON-LOST	WINNING	LAST 10	STRENGTH OF	OPP. STRENGTH	TEAM	ADJ.	CONF.	ADJ CONF.
Average RPI Loss:	96	RECORD	PCT. RANK	GAMES	SCHEDULE	OF SCHEDULE	RPI	RPI	RPI	RPI
DIV. I ONLY	12- 19	240	4- 6	84	85	170	170	7	7	
DIV. I NON-CONF.	5- 8	209	0- 0	255	88	238	238	8	8	
TOTALS	RPI 1-25	RPI 26-50	W-L RECORDS	RPI 51-100	RPI 101-150	RPI 150+				
12- 19	0- 1	0- 5	OVERALL	3- 6	1- 2	8- 5				
7- 5	0- 1	0- 1	HOME	1- 2	1- 0	5- 1				
2- 12	0- 0	0- 2	AWAY	1- 4	0- 2	1- 4				
3- 2	0- 0	0- 2	NEUTRAL	1- 0	0- 0	2- 0				
5- 8	0- 0	0- 1	NON-CONFERENCE	0- 3	0- 2	5- 2				
3- 1	0- 0	0- 0	HOME	0- 1	0- 0	3- 0				
0- 6	0- 0	0- 0	AWAY	0- 2	0- 2	0- 2				
2- 1	0- 0	0- 1	NEUTRAL	0- 0	0- 0	2- 0				
7- 11	0- 1	0- 4	CONFERENCE	3- 3	1- 0	3- 3				
4- 4	0- 1	0- 1	HOME	1- 1	1- 0	2- 1				
2- 6	0- 0	0- 2	AWAY	1- 2	0- 0	1- 2				
1- 1	0- 0	0- 1	NEUTRAL	1- 0	0- 0	0- 0				

RPI 1-25				RPI 26-50				RPI 51-100				RPI 101+ Team's RPI: 170			
RPI	S	Opponent	Score	RPI	S	Opponent	Score	RPI	S	Opponent	Score	RPI	S	Opponent	Score
21	H	Duquesne	56 72	34	A	St. Bonaventure	55 70	54	A	Saint Louis	73 63	113	H	Saint Joseph's	55 41
				38	N	Western Ky.	58 84	54	H	Saint Louis	50 61	119	A	Virginia Tech	63 80
				39	A	George Washington	68 82	55	A	Auburn	59 88	120	A	Arizona	60 68
				39	H	George Washington	66 73	69	A	VCU	34 65	159	A	Fordham	54 66
				39	N	George Washington	48 78	69	H	VCU	70 54	163	H	Delaware	90 83
								81	A	Dayton	58 81	180	N	Tulsa	64 63
								81	N	Dayton	66 62	184	A	Davidson	63 68
								87	A	Utah	62 74	191	A	Radford	63 66
								94	H	Georgetown	57 63	195	H	Richmond	50 57
												202	A	UNLV	59 67
												207	A	Rhode Island	68 65
												216	H	Massachusetts	64 59
												267	N	Pepperdine	71 63
												279	H	La Salle	79 70
												290	H	Towson	88 76
												342	H	Air Force	69 52
LAST 12 Division I GAMES:															
				39	N	George Washington	48 78	81	A	Dayton	58 81				
				81	N	Dayton	66 62	113	H	Saint Joseph's	55 41				
				39	H	George Washington	66 73	184	A	Davidson	63 68				
				69	A	VCU	34 65	216	H	Massachusetts	64 59				
				195	H	Richmond	50 57	54	H	Saint Louis	50 61				
				207	A	Rhode Island	68 65	39	A	George Washington	68 82				

Non-Div I Games:

George Mason

■ Loss,
 ■ Non-Conf,
 ■ S Site,
 ■ H Home
 ■ A Away
 N Neutral

George Washington

Through Games Of March 4, 2016

Average RPI Win:	155	WON-LOST	WINNING	LAST 10	STRENGTH OF	OPP. STRENGTH	TEAM	ADJ.	CONF.	ADJ CONF.
Average RPI Loss:	74	RECORD	PCT. RANK	GAMES	SCHEDULE	OF SCHEDULE	RPI	RPI	RPI	RPI
DIV. I ONLY	24- 6	29	7- 3	86	82	39	39	7	7	
DIV. I NON-CONF.	10- 3	61	0- 0	75	76	46	46	8	8	
TOTALS	RPI 1-25	RPI 26-50	W-L RECORDS	RPI 51-100	RPI 101-150	RPI 150+				
24- 6	1- 1	1- 1	OVERALL	4- 2	4- 1	14- 1				
12- 2	0- 0	1- 0	HOME	2- 2	1- 0	8- 0				
9- 3	1- 1	0- 1	AWAY	1- 0	3- 0	4- 1				
3- 1	0- 0	0- 0	NEUTRAL	1- 0	0- 1	2- 0				
10- 3	0- 1	1- 0	NON-CONFERENCE	1- 1	3- 1	5- 0				
5- 1	0- 0	1- 0	HOME	0- 1	1- 0	3- 0				
3- 1	0- 1	0- 0	AWAY	0- 0	2- 0	1- 0				
2- 1	0- 0	0- 0	NEUTRAL	1- 0	0- 1	1- 0				
14- 3	1- 0	0- 1	CONFERENCE	3- 1	1- 0	9- 1				
7- 1	0- 0	0- 0	HOME	2- 1	0- 0	5- 0				
6- 2	1- 0	0- 1	AWAY	1- 0	1- 0	3- 1				
1- 0	0- 0	0- 0	NEUTRAL	0- 0	0- 0	1- 0				

RPI 1-25				RPI 26-50				Team's RPI: 39	RPI 51-100				RPI 101+			
RPI	S	Opponent	Score	RPI	S	Opponent	Score		RPI	S	Opponent	Score	RPI	S	Opponent	Score
9	A	Stanford	63 84	34	A	St. Bonaventure	67 69		54	H	Saint Louis	89 80	102	A	Memphis	68 62
21	A	Duquesne	70 52	46	H	Villanova	78 70		59	N	Iowa	81 77	107	N	Wright St.	71 77
									68	H	FGCU	60 64	113	A	Saint Joseph's	70 45
									69	H	VCU	68 79	116	H	Iona	70 65
									81	A	Dayton	62 61	121	A	Fresno St.	61 53
									81	H	Dayton	72 62	159	A	Fordham	69 76
													170	A	George Mason	73 66
													170	H	George Mason	82 68
													170	N	George Mason	78 48
													176	A	Illinois	70 57
													184	A	Davidson	79 60
													188	H	Grambling	85 58
													195	A	Richmond	62 47
													195	H	Richmond	55 53
													207	H	Rhode Island	68 52
													210	H	Hartford	82 51
													216	H	Massachusetts	67 50
													273	H	American	78 48
													279	H	La Salle	83 59
													285	N	Houston	82 78
LAST 12 Division I GAMES:																
170	N	George Mason	78 48	195	A	Richmond	62 47									
170	A	George Mason	73 66	159	A	Fordham	69 76									
195	H	Richmond	55 53	54	H	Saint Louis	89 80									
69	H	VCU	68 79	184	A	Davidson	79 60									
34	A	St. Bonaventure	67 69	170	H	George Mason	82 68									
81	H	Dayton	72 62	216	H	Massachusetts	67 50									

Non-Div I Games:

George Washington

■ Loss,
 ■ Non-Conf,
 S Site,
 ■ Home
 ■ Away
 N Neutral

Georgetown

Through Games Of March 4, 2016

Average RPI Win:	171	WON-LOST	WINNING	LAST 10	STRENGTH OF	OPP. STRENGTH	TEAM	ADJ.	CONF.	ADJ CONF.
Average RPI Loss:	81	RECORD	PCT. RANK	GAMES	SCHEDULE	OF SCHEDULE	RPI	RPI	RPI	RPI
DIV. I ONLY	16- 12	134	7- 3	93	80	94	94	6	6	
DIV. I NON-CONF.	7- 3	91	0- 0	168	212	79	79	6	6	
TOTALS	RPI 1-25	RPI 26-50	W-L RECORDS	RPI 51-100	RPI 101-150	RPI 150+				
16- 12	0- 2	2- 3	OVERALL	2- 3	3- 1	9- 3				
8- 4	0- 1	0- 2	HOME	1- 1	2- 0	5- 0				
6- 8	0- 1	2- 1	AWAY	0- 2	1- 1	3- 3				
2- 0	0- 0	0- 0	NEUTRAL	1- 0	0- 0	1- 0				
7- 3	0- 0	0- 1	NON-CONFERENCE	1- 0	1- 1	5- 1				
3- 0	0- 0	0- 0	HOME	0- 0	1- 0	2- 0				
2- 3	0- 0	0- 1	AWAY	0- 0	0- 1	2- 1				
2- 0	0- 0	0- 0	NEUTRAL	1- 0	0- 0	1- 0				
9- 9	0- 2	2- 2	CONFERENCE	1- 3	2- 0	4- 2				
5- 4	0- 1	0- 2	HOME	1- 1	1- 0	3- 0				
4- 5	0- 1	2- 0	AWAY	0- 2	1- 0	1- 2				
0- 0	0- 0	0- 0	NEUTRAL	0- 0	0- 0	0- 0				

RPI 1-25				RPI 26-50				RPI 51-100				Team's RPI: 94	RPI 101+			
RPI	S	Opponent	Score	RPI	S	Opponent	Score	RPI	S	Opponent	Score		RPI	S	Opponent	Score
19	A	DePaul	53 75	33	A	Seton Hall	73 65	57	A	St. John's (NY)	55 63		102	A	Memphis	53 57
19	H	DePaul	66 80	33	H	Seton Hall	75 83	57	H	St. John's (NY)	60 65		119	H	Virginia Tech	73 56
				34	A	St. Bonaventure	54 69	83	N	Quinnipiac	80 68		128	A	Creighton	57 44
				46	A	Villanova	57 51	92	A	Marquette	72 87		128	H	Creighton	69 57
				46	H	Villanova	60 63	92	H	Marquette	75 72		157	A	Xavier	54 59
													157	H	Xavier	63 51
													158	A	Alabama	66 78
													163	H	Delaware	61 50
													170	A	George Mason	63 57
													197	A	Butler	76 82
													197	H	Butler	49 35
													261	A	Providence	82 51
													261	H	Providence	63 53
													274	A	UMES	71 60
													290	H	Towson	82 46
													337	N	St. Francis Brooklyn	74 52
LAST 12 Division I GAMES:																
157	H	Xavier	63 51	92	H	Marquette	75 72									
197	H	Butler	49 35	128	A	Creighton	57 44									
46	H	Villanova	60 63	261	A	Providence	82 51									
57	A	St. John's (NY)	55 63	46	A	Villanova	57 51									
33	A	Seton Hall	73 65	33	H	Seton Hall	75 83									
19	H	DePaul	66 80	57	H	St. John's (NY)	60 65									

Non-Div I Games:

Georgetown

■ Loss,
 ■ Non-Conf,
 ■ S Site,
 ■ H Home
 ■ A Away
 N Neutral

Average RPI Win:	134	WON-LOST	WINNING	LAST 10	STRENGTH OF	OPP. STRENGTH	TEAM	ADJ.	CONF.	ADJ CONF.
Average RPI Loss:	52	RECORD	PCT. RANK	GAMES	SCHEDULE	OF SCHEDULE	RPI	RPI	RPI	RPI
DIV. I ONLY	21- 9	66	7- 3	28	43	36	36	3	3	
DIV. I NON-CONF.	12- 1	9	1- 0	96	191	14	14	2	2	
TOTALS	RPI 1-25	RPI 26-50	W-L RECORDS	RPI 51-100	RPI 101-150	RPI 150+				
21- 9	3- 5	3- 1	OVERALL	3- 1	4- 1	8- 1				
14- 3	1- 1	2- 1	HOME	2- 0	2- 1	7- 0				
6- 5	1- 4	1- 0	AWAY	1- 0	2- 0	1- 1				
1- 1	1- 0	0- 0	NEUTRAL	0- 1	0- 0	0- 0				
12- 1	1- 1	1- 0	NON-CONFERENCE	1- 0	2- 0	7- 0				
9- 0	0- 0	1- 0	HOME	1- 0	1- 0	6- 0				
2- 1	0- 1	0- 0	AWAY	0- 0	1- 0	1- 0				
1- 0	1- 0	0- 0	NEUTRAL	0- 0	0- 0	0- 0				
9- 8	2- 4	2- 1	CONFERENCE	2- 1	2- 1	1- 1				
5- 3	1- 1	1- 1	HOME	1- 0	1- 1	1- 0				
4- 4	1- 3	1- 0	AWAY	1- 0	1- 0	0- 1				
0- 1	0- 0	0- 0	NEUTRAL	0- 1	0- 0	0- 0				

RPI	S	Opponent	Score	RPI	S	Opponent	Score	Team's RPI: 36	RPI	S	Opponent	Score	RPI	S	Opponent	Score
4	A	South Carolina	51 61	27	H	Mississippi St.	47 43		55	H	Auburn	63 30	107	A	Wright St.	63 57
12	H	Kentucky	53 64	33	H	Seton Hall	70 52		71	H	Georgia Tech	78 66	111	H	Mercer	57 44
16	N	BYU	66 58	44	A	Missouri	65 50		72	A	Vanderbilt	64 58	122	A	LSU	58 47
17	A	Michigan St.	45 66	44	H	Missouri	48 54		72	N	Vanderbilt	49 54	122	H	LSU	46 53
18	A	Texas A&M	62 73										137	H	Arkansas	72 57
22	A	Tennessee	60 80										158	A	Alabama	50 64
24	A	Florida	71 61										175	H	Ole Miss	70 56
24	H	Florida	74 63										193	H	Stetson	76 55
													211	H	Furman	77 39
													236	H	Cincinnati	60 42
													278	H	Tennessee Tech	81 48
													286	H	Kennesaw St.	89 34
													294	H	Ga. Southern	75 28
													298	A	CSUN	83 58
LAST 12 Division I GAMES:																
				72	N	Vanderbilt	49 54		122	A	LSU	58 47				
				298	A	CSUN	83 58		175	H	Ole Miss	70 56				
				22	A	Tennessee	60 80		44	A	Missouri	65 50				
				137	H	Arkansas	72 57		72	A	Vanderbilt	64 58				
				24	H	Florida	74 63		55	H	Auburn	63 30				
				4	A	South Carolina	51 61		122	H	LSU	46 53				

Non-Div I Games:

Georgia

Average RPI Win: 259		WON-LOST	WINNING	LAST 10	STRENGTH OF	OPP. STRENGTH	TEAM	ADJ.	CONF.	ADJ CONF.
Average RPI Loss: 167		RECORD	PCT. RANK	GAMES	SCHEDULE	OF SCHEDULE	RPI	RPI	RPI	RPI
DIV. I ONLY		10- 18	254	2- 8	255	240	271	271	15	15
DIV. I NON-CONF.		5- 4	138	0- 0	308	343	228	228	14	14
TOTALS	RPI 1-25	RPI 26-50		W-L RECORDS		RPI 51-100	RPI 101-150	RPI 150+		
10- 18	0- 0	0- 2		OVERALL		0- 1	1- 5	9- 10		
4- 10	0- 0	0- 1		HOME		0- 1	0- 3	4- 5		
5- 8	0- 0	0- 1		AWAY		0- 0	1- 2	4- 5		
1- 0	0- 0	0- 0		NEUTRAL		0- 0	0- 0	1- 0		
5- 4	0- 0	0- 0		NON-CONFERENCE		0- 1	0- 0	5- 3		
2- 2	0- 0	0- 0		HOME		0- 1	0- 0	2- 1		
2- 2	0- 0	0- 0		AWAY		0- 0	0- 0	2- 2		
1- 0	0- 0	0- 0		NEUTRAL		0- 0	0- 0	1- 0		
5- 14	0- 0	0- 2		CONFERENCE		0- 0	1- 5	4- 7		
2- 8	0- 0	0- 1		HOME		0- 0	0- 3	2- 4		
3- 6	0- 0	0- 1		AWAY		0- 0	1- 2	2- 3		
0- 0	0- 0	0- 0		NEUTRAL		0- 0	0- 0	0- 0		

[illegible]

Non-Div I Games:

Georgia St.

Loss, Non-Conf, S Site, H Home A Away N Neutral

Average RPI Win: 187		WON-LOST	WINNING	LAST 10	STRENGTH OF	OPP. STRENGTH	TEAM	ADJ.	CONF.	ADJ CONF.
Average RPI Loss: 35		RECORD	PCT. RANK	GAMES	SCHEDULE	OF SCHEDULE	RPI	RPI	RPI	RPI
DIV. I ONLY		19- 12	113	7- 3	51	73	71	71	4	4
DIV. I NON-CONF.		10- 3	61	0- 0	127	306	75	75	5	5
TOTALS	RPI 1-25	RPI 26-50		W-L RECORDS		RPI 51-100	RPI 101-150	RPI 150+		
19- 12	0- 6	1- 4		OVERALL		0- 1	8- 1	10- 0		
12- 4	0- 2	0- 1		HOME		0- 0	4- 1	8- 0		
5- 6	0- 3	1- 3		AWAY		0- 0	3- 0	1- 0		
2- 2	0- 1	0- 0		NEUTRAL		0- 1	1- 0	1- 0		
10- 3	0- 0	0- 2		NON-CONFERENCE		0- 1	2- 0	8- 0		
8- 0	0- 0	0- 0		HOME		0- 0	1- 0	7- 0		
1- 2	0- 0	0- 2		AWAY		0- 0	1- 0	0- 0		
1- 1	0- 0	0- 0		NEUTRAL		0- 1	0- 0	1- 0		
9- 9	0- 6	1- 2		CONFERENCE		0- 0	6- 1	2- 0		
4- 4	0- 2	0- 1		HOME		0- 0	3- 1	1- 0		
4- 4	0- 3	1- 1		AWAY		0- 0	2- 0	1- 0		
1- 1	0- 1	0- 0		NEUTRAL		0- 0	1- 0	0- 0		

RPI 1-25					
RPI	S	Opponent	Score		
1	A	Notre Dame	76	85	
1	H	Notre Dame	42	54	
13	H	Louisville	65	78	
13	N	Louisville	50	60	
14	A	Syracuse	52	71	
15	A	Florida St.	69	75	

RPI 26-50					
RPI	S	Opponent	Score		
28	H	Miami (FL)	55	58	
36	A	Georgia	66	78	
45	A	Indiana	60	69	
48	A	Duke	64	59	
49	A	North Carolina St.	57	65	

RPI 51-100 Team's RPI: 71					
RPI	S	Opponent	Score		
93	N	UNI	58	61	

RPI 101+					
RPI	S	Opponent	Score		
106	H	Virginia	67	78	
112	H	Samford	66	55	
114	A	IUPUI	60	50	
115	H	Boston College	62	56	
119	A	Virginia Tech	51	34	
126	A	Pittsburgh	66	60	
140	H	Wake Forest	66	51	
140	N	Wake Forest	67	65	
147	H	North Carolina	80	73	
158	H	Alabama	70	58	
171	H	Loyola Chicago	84	77	
209	H	USC Upstate	87	46	
253	N	High Point	81	61	
258	A	Clemson	76	63	
258	H	Clemson	77	48	
260	H	Alabama St.	80	54	
281	H	Prairie View	96	48	
312	H	Southeastern La.	102	49	
337	H	St. Francis Brooklyn	89	51	

LAST 12 Division I GAMES:					
13	N	Louisville	50	60	
140	N	Wake Forest	67	65	
140	H	Wake Forest	66	51	
126	A	Pittsburgh	66	60	
48	A	Duke	64	59	
258	H	Clemson	77	48	
28	H	Miami (FL)	55	58	
14	A	Syracuse	52	71	
119	A	Virginia Tech	51	34	
115	H	Boston College	62	56	
1	H	Notre Dame	42	54	
258	A	Clemson	76	63	

Non-Div I Games:

Georgia Tech

■ Loss, ■ Non-Conf, S Site, H Home A Away N Neutral

Gonzaga

Through Games Of March 4, 2016

Average RPI Win:	194	WON-LOST	WINNING	LAST 10	STRENGTH OF	OPP. STRENGTH	TEAM	ADJ.	CONF.	ADJ CONF.
Average RPI Loss:	75	RECORD	PCT. RANK	GAMES	SCHEDULE	OF SCHEDULE	RPI	RPI	RPI	RPI
DIV. I ONLY	18- 13	130	4- 6	91	91	110	110	8	8	
DIV. I NON-CONF.	8- 4	99	0- 0	170	77	124	124	9	9	
TOTALS	RPI 1-25	RPI 26-50	W-L RECORDS	RPI 51-100	RPI 101-150	RPI 150+				
18- 13	1- 2	1- 0	OVERALL	3- 9	1- 1	12- 1				
13- 4	1- 1	1- 0	HOME	2- 3	1- 0	8- 0				
5- 7	0- 1	0- 0	AWAY	1- 5	0- 0	4- 1				
0- 2	0- 0	0- 0	NEUTRAL	0- 1	0- 1	0- 0				
8- 4	0- 1	1- 0	NON-CONFERENCE	1- 2	1- 1	5- 0				
6- 2	0- 1	1- 0	HOME	0- 1	1- 0	4- 0				
2- 1	0- 0	0- 0	AWAY	1- 1	0- 0	1- 0				
0- 1	0- 0	0- 0	NEUTRAL	0- 0	0- 1	0- 0				
10- 9	1- 1	0- 0	CONFERENCE	2- 7	0- 0	7- 1				
7- 2	1- 0	0- 0	HOME	2- 2	0- 0	4- 0				
3- 6	0- 1	0- 0	AWAY	0- 4	0- 0	3- 1				
0- 1	0- 0	0- 0	NEUTRAL	0- 1	0- 0	0- 0				

RPI 1-25				RPI 26-50				RPI 51-100				RPI 101+ Team's RPI: 110			
RPI	S	Opponent	Score	RPI	S	Opponent	Score	RPI	S	Opponent	Score	RPI	S	Opponent	Score
9	H	Stanford	48 65	26	H	West Virginia	62 57	51	A	St. Mary's (CA)	47 66	147	N	North Carolina	62 67
16	A	BYU	54 58					51	H	St. Mary's (CA)	68 69	148	H	Montana St.	65 52
16	H	BYU	73 55					56	H	Southern California	56 60	173	A	Pacific	83 84
								62	A	Santa Clara	64 71	173	H	Pacific	68 61
								62	H	Santa Clara	53 44	182	H	Eastern Wash.	78 56
								62	N	Santa Clara	58 59	238	A	Loyola Marymount	66 59
								81	A	Dayton	57 47	238	H	Loyola Marymount	83 68
								85	A	San Diego	54 63	241	H	Grand Canyon	70 44
								85	H	San Diego	57 58	246	H	Wyoming	61 57
								89	A	San Francisco	52 71	267	A	Pepperdine	74 57
								89	H	San Francisco	68 47	267	H	Pepperdine	56 39
								95	A	Washington St.	48 55	287	A	Portland	71 63
												287	H	Portland	86 51
												301	A	Colgate	80 50
												342	H	Air Force	88 35
LAST 12 Division I GAMES:															
				62	N	Santa Clara	58 59	267	H	Pepperdine	56 39				
				16	H	BYU	73 55	238	H	Loyola Marymount	83 68				
				85	H	San Diego	57 58	89	A	San Francisco	52 71				
				173	A	Pacific	83 84	62	A	Santa Clara	64 71				
				51	A	St. Mary's (CA)	47 66	173	H	Pacific	68 61				
				287	H	Portland	86 51	51	H	St. Mary's (CA)	68 69				

Non-Div I Games:

Gonzaga

■ Loss,
 ■ Non-Conf,
 ■ S Site,
 ■ H Home
 ■ A Away
 N Neutral

Grambling

Through Games Of March 4, 2016

Average RPI Win:	298	WON-LOST	WINNING	LAST 10	STRENGTH OF	OPP. STRENGTH	TEAM	ADJ.	CONF.	ADJ CONF.
Average RPI Loss:	158	RECORD	PCT. RANK	GAMES	SCHEDULE	OF SCHEDULE	RPI	RPI	RPI	RPI
DIV. I ONLY	14- 12	150	8- 2	288	327	188	188	31	31	
DIV. I NON-CONF.	1- 8	320	0- 0	48	66	206	206	31	31	
TOTALS	RPI 1-25	RPI 26-50	W-L RECORDS	RPI 51-100	RPI 101-150	RPI 150+				
14- 12	0- 1	0- 2	OVERALL	0- 0	0- 2	14- 7				
7- 2	0- 0	0- 0	HOME	0- 0	0- 0	7- 2				
7- 10	0- 0	0- 0	AWAY	0- 0	0- 2	7- 2				
0- 0	0- 0	0- 0	NEUTRAL	0- 0	0- 0	0- 0				
1- 8	0- 1	0- 2	NON-CONFERENCE	0- 0	0- 2	1- 3				
0- 0	0- 0	0- 0	HOME	0- 0	0- 0	0- 0				
1- 8	0- 1	0- 2	AWAY	0- 0	0- 2	1- 3				
0- 0	0- 0	0- 0	NEUTRAL	0- 0	0- 0	0- 0				
13- 4	0- 0	0- 0	CONFERENCE	0- 0	0- 0	13- 4				
7- 2	0- 0	0- 0	HOME	0- 0	0- 0	7- 2				
6- 2	0- 0	0- 0	AWAY	0- 0	0- 0	6- 2				
0- 0	0- 0	0- 0	NEUTRAL	0- 0	0- 0	0- 0				

RPI 1-25				RPI 26-50				RPI 51-100				RPI 101+ Team's RPI: 188			
RPI	S	Opponent	Score	RPI	S	Opponent	Score	RPI	S	Opponent	Score	RPI	S	Opponent	Score
2	A	Baylor	42 96	27	A	Mississippi St.	43 107					117	A	Northwestern St.	62 71
				39	A	George Washington	58 85					138	A	Texas Tech	55 70
												158	A	Alabama	57 72
												165	A	Southern U.	68 80
												165	H	Southern U.	65 52
												180	A	Tulsa	51 79
												201	A	William & Mary	55 74
												248	A	Texas Southern	49 46
												248	H	Texas Southern	50 62
												260	H	Alabama St.	89 69
												281	A	Prairie View	51 44
												281	H	Prairie View	69 66
												292	A	Alcorn	85 76
												292	H	Alcorn	66 70
												303	A	Nicholls St.	69 65
												311	A	Jackson St.	79 58
												311	H	Jackson St.	75 61
												331	A	Ark.-Pine Bluff	68 83
												331	H	Ark.-Pine Bluff	67 49
												346	A	Alabama A&M	75 67
												346	H	Alabama A&M	75 56
												349	A	Mississippi Val.	65 52
												349	H	Mississippi Val.	79 55
LAST 12 Division I GAMES:															
346	A	Alabama A&M	75 67	292	H	Alcorn	66 70								
349	H	Mississippi Val.	79 55	165	H	Southern U.	65 52								
331	H	Ark.-Pine Bluff	67 49	349	A	Mississippi Val.	65 52								
311	H	Jackson St.	75 61	331	A	Ark.-Pine Bluff	68 83								
248	A	Texas Southern	49 46	311	A	Jackson St.	79 58								
281	A	Prairie View	51 44	248	H	Texas Southern	50 62								

Non-Div I Games: Southern-N.O. 73 61 LSU-Alexandria 106 50

Grambling

Loss, Non-Conf, S Site, H Home A Away N Neutral

Grand Canyon

Through Games Of March 4, 2016

Average RPI Win:	271	WON-LOST	WINNING	LAST 10	STRENGTH OF	OPP. STRENGTH	TEAM	ADJ.	CONF.	ADJ CONF.
Average RPI Loss:	149	RECORD	PCT. RANK	GAMES	SCHEDULE	OF SCHEDULE	RPI	RPI	RPI	RPI
DIV. I ONLY	12- 14	196	6- 4	279	249	241	241	27	27	
DIV. I NON-CONF.	5- 8	209	0- 0	226	180	233	233	25	25	
TOTALS	RPI 1-25	RPI 26-50	W-L RECORDS	RPI 51-100	RPI 101-150	RPI 150+				
12- 14	0- 0	0- 1	OVERALL	0- 5	1- 2	11- 6				
4- 7	0- 0	0- 0	HOME	0- 2	1- 1	3- 4				
8- 3	0- 0	0- 0	AWAY	0- 0	0- 0	8- 0				
0- 4	0- 0	0- 1	NEUTRAL	0- 2	0- 0	0- 1				
5- 8	0- 0	0- 1	NON-CONFERENCE	0- 3	1- 2	4- 2				
2- 3	0- 0	0- 0	HOME	0- 1	1- 1	1- 1				
3- 1	0- 0	0- 0	AWAY	0- 0	0- 1	3- 0				
0- 4	0- 0	0- 1	NEUTRAL	0- 2	0- 0	0- 1				
7- 6	0- 0	0- 0	CONFERENCE	0- 2	0- 0	7- 4				
2- 4	0- 0	0- 0	HOME	0- 1	0- 0	2- 3				
5- 2	0- 0	0- 0	AWAY	0- 1	0- 0	5- 1				
0- 0	0- 0	0- 0	NEUTRAL	0- 0	0- 0	0- 0				

RPI S	Opponent	Score	RPI S	Opponent	Score	RPI S	Opponent	Score	RPI S	Opponent	Score	Team's RPI: 241
26 N	West Virginia	50 68	53 H	UC Riverside	67 85	110 A	Gonzaga	44 70				
			56 N	Southern California	44 75	124 H	Hawaii	41 74				
			74 N	Abilene Christian	71 75	144 H	Oral Roberts	66 64				
			96 A	New Mexico St.	58 60	179 H	Northern Colo.	69 59				
			96 H	New Mexico St.	44 64	198 H	South Ala.	56 59				
						205 A	Utah Valley	61 53				
						212 A	UTRGV	28 52				
						212 H	UTRGV	66 68				
						219 A	CSU Bakersfield	61 51				
						219 H	CSU Bakersfield	67 76				
						263 A	Seattle	67 54				
						263 H	Seattle	60 53				
						299 A	UMKC	68 59				
						299 H	UMKC	57 63				
						314 N	Fairleigh Dickinson	68 74				
						325 A	North Dakota St.	76 67				
						336 A	UC Irvine	58 53				
						340 A	Chicago St.	65 60				
						340 H	Chicago St.	74 36				
						342 A	Air Force	73 39				
LAST 12 Division I GAMES:												
219 H	CSU Bakersfield	67 76	263 A	Seattle	67 54							
340 A	Chicago St.	65 60	219 A	CSU Bakersfield	61 51							
299 A	UMKC	68 59	299 H	UMKC	57 63							
263 H	Seattle	60 53	340 H	Chicago St.	74 36							
212 H	UTRGV	66 68	205 A	Utah Valley	61 53							
96 H	New Mexico St.	44 64	96 A	New Mexico St.	58 60							

Non-Div I Games: Western St. 77 40 San Diego Christian 60 40 Arizona Christian 87 54

Grand Canyon

Loss, Non-Conf, S Site, H Home A Away N Neutral

Average RPI Win:	153	WON-LOST	WINNING	LAST 10	STRENGTH OF	OPP. STRENGTH	TEAM	ADJ.	CONF.	ADJ CONF.
Average RPI Loss:	125	RECORD	PCT. RANK	GAMES	SCHEDULE	OF SCHEDULE	RPI	RPI	RPI	RPI
DIV. I ONLY	26- 3	8	9- 1	82	100	20	20	14	14	
DIV. I NON-CONF.	10- 2	33	0- 0	80	12	23	23	16	16	
TOTALS	RPI 1-25	RPI 26-50	W-L RECORDS	RPI 51-100	RPI 101-150	RPI 150+				
26- 3	0- 0	0- 0	OVERALL	6- 1	9- 1	11- 1				
14- 1	0- 0	0- 0	HOME	5- 0	4- 0	5- 1				
11- 0	0- 0	0- 0	AWAY	0- 0	5- 0	6- 0				
1- 2	0- 0	0- 0	NEUTRAL	1- 1	0- 1	0- 0				
10- 2	0- 0	0- 0	NON-CONFERENCE	6- 1	1- 1	3- 0				
6- 0	0- 0	0- 0	HOME	5- 0	0- 0	1- 0				
3- 0	0- 0	0- 0	AWAY	0- 0	1- 0	2- 0				
1- 2	0- 0	0- 0	NEUTRAL	1- 1	0- 1	0- 0				
16- 1	0- 0	0- 0	CONFERENCE	0- 0	8- 0	8- 1				
8- 1	0- 0	0- 0	HOME	0- 0	4- 0	4- 1				
8- 0	0- 0	0- 0	AWAY	0- 0	4- 0	4- 0				
0- 0	0- 0	0- 0	NEUTRAL	0- 0	0- 0	0- 0				

RPI 1-25			Team's RPI: 20		RPI 26-50			RPI 51-100				RPI 101+			
RPI	S	Opponent	Score	RPI	S	Opponent	Score	RPI	S	Opponent	Score	RPI	S	Opponent	Score
								52	N	Rutgers	43 54	106	N	Virginia	59 68
								60	H	South Dakota St.	58 57	107	A	Wright St.	63 58
								72	H	Vanderbilt	58 56	107	H	Wright St.	70 55
								80	N	Tulane	79 58	109	A	Drake	86 61
								81	H	Dayton	68 52	129	A	Youngstown St.	68 60
								86	H	Belmont	66 62	129	H	Youngstown St.	69 35
								92	H	Marquette	75 55	134	A	Northern Ky.	81 73
												134	H	Northern Ky.	52 40
												142	A	Milwaukee	63 42
												142	H	Milwaukee	69 46
												151	A	Detroit	74 58
												151	H	Detroit	58 36
												171	H	Loyola Chicago	65 51
												194	A	Wisconsin	72 58
												197	A	Butler	55 46
												218	H	Oakland	56 58
												229	A	Ill.-Chicago	58 40
												229	H	Ill.-Chicago	64 22
												254	A	Valparaiso	71 35
												254	H	Valparaiso	81 42
												272	A	Cleveland St.	66 45
												272	H	Cleveland St.	71 53
LAST 12 Division I GAMES:															
				151	A	Detroit	74 58					129	H	Youngstown St.	69 35
				134	H	Northern Ky.	52 40					142	H	Milwaukee	69 46
				107	H	Wright St.	70 55					151	H	Detroit	58 36
				254	A	Valparaiso	71 35					218	H	Oakland	56 58
				229	A	Ill.-Chicago	58 40					107	A	Wright St.	63 58
				272	H	Cleveland St.	71 53					134	A	Northern Ky.	81 73

Non-Div I Games:

Green Bay

Average RPI Win:	272	WON-LOST	WINNING	LAST 10	STRENGTH OF	OPP. STRENGTH	TEAM	ADJ.	CONF.	ADJ CONF.
Average RPI Loss:	152	RECORD	PCT. RANK	GAMES	SCHEDULE	OF SCHEDULE	RPI	RPI	RPI	RPI
DIV. I ONLY	13- 16	202	6- 4	185	295	203	203	32	32	
DIV. I NON-CONF.	2- 11	306	0- 0	8	73	158	158	30	30	
TOTALS	RPI 1-25	RPI 26-50	W-L RECORDS	RPI 51-100	RPI 101-150	RPI 150+				
13- 16	0- 2	0- 3	OVERALL	0- 3	1- 1	12- 7				
6- 5	0- 0	0- 1	HOME	0- 1	0- 0	6- 3				
5- 11	0- 2	0- 2	AWAY	0- 2	0- 1	5- 4				
2- 0	0- 0	0- 0	NEUTRAL	0- 0	1- 0	1- 0				
2- 11	0- 2	0- 3	NON-CONFERENCE	0- 3	1- 1	1- 2				
0- 3	0- 0	0- 1	HOME	0- 1	0- 0	0- 1				
0- 8	0- 2	0- 2	AWAY	0- 2	0- 1	0- 1				
2- 0	0- 0	0- 0	NEUTRAL	0- 0	1- 0	1- 0				
11- 5	0- 0	0- 0	CONFERENCE	0- 0	0- 0	11- 5				
6- 2	0- 0	0- 0	HOME	0- 0	0- 0	6- 2				
5- 3	0- 0	0- 0	AWAY	0- 0	0- 0	5- 3				
0- 0	0- 0	0- 0	NEUTRAL	0- 0	0- 0	0- 0				

RPI 1-25				RPI 26-50				RPI 51-100				RPI 101+ Team's RPI: 203			
RPI	S	Opponent	Score	RPI	S	Opponent	Score	RPI	S	Opponent	Score	RPI	S	Opponent	Score
4	A	South Carolina	48 86	30	A	Princeton	55 79	78	H	Drexel	36 57	125	A	Iowa St.	59 95
6	A	Texas	52 79	31	A	UTEP	54 78	82	A	Oregon	51 86	140	N	Wake Forest	47 42
				35	H	James Madison	56 68	95	A	Washington St.	61 68	193	A	Stetson	59 68
												207	N	Rhode Island	59 54
												214	A	N.C. A&T	55 52
												220	H	Lehigh	56 63
												244	A	Coppin St.	64 68
												245	H	Bethune-Cookman	60 45
												252	A	Morgan St.	65 51
												252	H	Morgan St.	60 47
												274	A	UMES	76 55
												291	H	Savannah St.	65 53
												296	H	Florida A&M	59 66
												309	H	South Carolina St.	63 50
												322	A	Delaware St.	63 54
												322	H	Delaware St.	81 89
												330	A	Howard	77 83
												330	H	Howard	77 48
												347	A	Norfolk St.	66 71
												347	H	Norfolk St.	73 62
												348	A	N.C. Central	76 42
LAST 12 Division I GAMES:															
				347	A	Norfolk St.	66 71	330	A	Howard	77 83				
				322	H	Delaware St.	81 89	274	A	UMES	76 55				
				330	H	Howard	77 48	347	H	Norfolk St.	73 62				
				322	A	Delaware St.	63 54	309	H	South Carolina St.	63 50				
				244	A	Coppin St.	64 68	291	H	Savannah St.	65 53				
				252	H	Morgan St.	60 47	348	A	N.C. Central	76 42				

Non-Div I Games:

Hampton

■ Loss,
 ■ Non-Conf,
 ■ S Site,
 ■ Home
 ■ A Away
 N Neutral

Hartford

Through Games Of March 4, 2016

Average RPI Win:	255	WON-LOST	WINNING	LAST 10	STRENGTH OF	OPP. STRENGTH	TEAM	ADJ.	CONF.	ADJ CONF.
Average RPI Loss:	127	RECORD	PCT. RANK	GAMES	SCHEDULE	OF SCHEDULE	RPI	RPI	RPI	RPI
DIV. I ONLY	11- 18	245	3- 7	132	204	210	210	16	16	
DIV. I NON-CONF.	4- 9	245	0- 0	112	141	210	210	19	19	
TOTALS	RPI 1-25	RPI 26-50	W-L RECORDS	RPI 51-100	RPI 101-150	RPI 150+				
11- 18	0- 1	0- 3	OVERALL	0- 5	0- 1	11- 8				
7- 6	0- 1	0- 1	HOME	0- 1	0- 0	7- 3				
4- 12	0- 0	0- 2	AWAY	0- 4	0- 1	4- 5				
0- 0	0- 0	0- 0	NEUTRAL	0- 0	0- 0	0- 0				
4- 9	0- 1	0- 1	NON-CONFERENCE	0- 3	0- 1	4- 3				
3- 2	0- 1	0- 0	HOME	0- 0	0- 0	3- 1				
1- 7	0- 0	0- 1	AWAY	0- 3	0- 1	1- 2				
0- 0	0- 0	0- 0	NEUTRAL	0- 0	0- 0	0- 0				
7- 9	0- 0	0- 2	CONFERENCE	0- 2	0- 0	7- 5				
4- 4	0- 0	0- 1	HOME	0- 1	0- 0	4- 2				
3- 5	0- 0	0- 1	AWAY	0- 1	0- 0	3- 3				
0- 0	0- 0	0- 0	NEUTRAL	0- 0	0- 0	0- 0				

RPI	S	Opponent	Score	RPI	S	Opponent	Score	RPI	S	Opponent	Score	RPI	S	Opponent	Score	Team's RPI: 210
10	H	Arizona St.	29 60	39	A	George Washington	51 82	68	A	FGCU	44 64	115	A	Boston College	28 62	
				50	A	Albany (NY)	39 84	70	A	Maine	43 61	161	A	Stony Brook	35 58	
				50	H	Albany (NY)	41 78	70	H	Maine	44 50	161	H	Stony Brook	42 45	
								73	A	Michigan	47 83	167	H	Cornell	53 50	
								83	A	Quinnipiac	69 71	174	A	UMBC	51 58	
												174	H	UMBC	65 57	
												199	A	Sacred Heart	68 67	
												215	H	Dartmouth	36 43	
												216	A	Massachusetts	57 63	
												230	A	Binghamton	41 39	
												230	H	Binghamton	47 53	
												237	A	New Hampshire	42 53	
												237	H	New Hampshire	48 44	
												261	A	Providence	50 69	
												275	H	Central Conn. St.	49 41	
												280	A	Vermont	51 47	
												280	H	Vermont	52 50	
												319	A	UMass Lowell	75 70	
												319	H	UMass Lowell	72 59	
												326	H	Lafayette	55 50	
LAST 12 Division I GAMES:																
50	A	Albany (NY)	39 84	161	H	Stony Brook	42 45									
70	H	Maine	44 50	319	A	UMass Lowell	75 70									
237	A	New Hampshire	42 53	50	H	Albany (NY)	41 78									
174	A	UMBC	51 58	70	A	Maine	43 61									
280	H	Vermont	52 50	237	H	New Hampshire	48 44									
230	A	Binghamton	41 39	174	H	UMBC	65 57									

Non-Div I Games:

Hartford

■ Loss,
■ Non-Conf,
■ S Site,
■ H Home
■ A Away
N Neutral

Harvard

Through Games Of March 4, 2016

Average RPI Win:	196	WON-LOST	WINNING	LAST 10	STRENGTH OF	OPP. STRENGTH	TEAM	ADJ.	CONF.	ADJ CONF.
Average RPI Loss:	96	RECORD	PCT. RANK	GAMES	SCHEDULE	OF SCHEDULE	RPI	RPI	RPI	RPI
DIV. I ONLY	14- 12	150	7- 3	66	152	99	99	10	10	
DIV. I NON-CONF.	5- 8	209	0- 0	77	161	148	148	12	12	
TOTALS	RPI 1-25	RPI 26-50	W-L RECORDS	RPI 51-100	RPI 101-150	RPI 150+				
14- 12	0- 1	0- 4	OVERALL	1- 3	1- 0	12- 4				
6- 5	0- 0	0- 2	HOME	0- 2	0- 0	6- 1				
7- 7	0- 1	0- 2	AWAY	0- 1	1- 0	6- 3				
1- 0	0- 0	0- 0	NEUTRAL	1- 0	0- 0	0- 0				
5- 8	0- 1	0- 1	NON-CONFERENCE	1- 3	1- 0	3- 3				
2- 2	0- 0	0- 0	HOME	0- 2	0- 0	2- 0				
2- 6	0- 1	0- 1	AWAY	0- 1	1- 0	1- 3				
1- 0	0- 0	0- 0	NEUTRAL	1- 0	0- 0	0- 0				
9- 4	0- 0	0- 3	CONFERENCE	0- 0	0- 0	9- 1				
4- 3	0- 0	0- 2	HOME	0- 0	0- 0	4- 1				
5- 1	0- 0	0- 1	AWAY	0- 0	0- 0	5- 0				
0- 0	0- 0	0- 0	NEUTRAL	0- 0	0- 0	0- 0				

RPI 1-25				RPI 26-50				RPI 51-100 Team's RPI: 99				RPI 101+			
RPI	S	Opponent	Score	RPI	S	Opponent	Score	RPI	S	Opponent	Score	RPI	S	Opponent	Score
25	A	South Fla.	59 86	30	A	Princeton	69 79	68	A	FGCU	65 74	112	A	Samford	60 54
				30	H	Princeton	83 92	70	H	Maine	53 64	155	A	Yale	72 69
				37	H	Penn	48 68	84	H	Eastern Mich.	81 85	155	H	Yale	65 63
				43	A	Chattanooga	58 62	97	N	Toledo	76 70	161	A	Stony Brook	63 64
												167	A	Cornell	65 56
												167	H	Cornell	68 63
												186	A	Fairfield	50 67
												207	A	Rhode Island	52 56
												208	A	Brown	87 79
												208	H	Brown	92 79
												215	A	Dartmouth	56 43
												215	H	Dartmouth	64 70
												216	H	Massachusetts	67 65
												225	A	Rice	67 61
												240	A	Columbia	69 66
												240	H	Columbia	84 54
												341	H	Boston U.	73 55
LAST 12 Division I GAMES:															
				30	A	Princeton	69 79	208	A	Brown	87 79				
				208	H	Brown	92 79	30	H	Princeton	83 92				
				155	H	Yale	65 63	37	H	Penn	48 68				
				167	H	Cornell	68 63	240	A	Columbia	69 66				
				240	H	Columbia	84 54	167	A	Cornell	65 56				
				155	A	Yale	72 69	215	H	Dartmouth	64 70				

Non-Div I Games:

Harvard

Loss, Non-Conf, S Site, H Home A Away N Neutral

Average RPI Win:	245	WON-LOST	WINNING	LAST 10	STRENGTH OF	OPP. STRENGTH	TEAM	ADJ.	CONF.	ADJ CONF.
Average RPI Loss:	77	RECORD	PCT. RANK	GAMES	SCHEDULE	OF SCHEDULE	RPI	RPI	RPI	RPI
DIV. I ONLY	18- 10	89	8- 2	180	171	124	124	22	22	
DIV. I NON-CONF.	7- 6	156	0- 0	82	20	116	116	21	21	
TOTALS	RPI 1-25	RPI 26-50	W-L RECORDS	RPI 51-100	RPI 101-150	RPI 150+				
18- 10	0- 4	0- 1	OVERALL	0- 3	2- 0	16- 2				
8- 5	0- 2	0- 1	HOME	0- 2	1- 0	7- 0				
10- 3	0- 0	0- 0	AWAY	0- 1	1- 0	9- 2				
0- 2	0- 2	0- 0	NEUTRAL	0- 0	0- 0	0- 0				
7- 6	0- 4	0- 1	NON-CONFERENCE	0- 1	0- 0	7- 0				
2- 4	0- 2	0- 1	HOME	0- 1	0- 0	2- 0				
5- 0	0- 0	0- 0	AWAY	0- 0	0- 0	5- 0				
0- 2	0- 2	0- 0	NEUTRAL	0- 0	0- 0	0- 0				
11- 4	0- 0	0- 0	CONFERENCE	0- 2	2- 0	9- 2				
6- 1	0- 0	0- 0	HOME	0- 1	1- 0	5- 0				
5- 3	0- 0	0- 0	AWAY	0- 1	1- 0	4- 2				
0- 0	0- 0	0- 0	NEUTRAL	0- 0	0- 0	0- 0				

RPI	S	Opponent	Score	RPI	S	Opponent	Score	RPI	S	Opponent	Score	RPI	S	Opponent	Score	Team's RPI: 124
4	H	South Carolina	51 67	37	H	Penn	54 64	53	A	UC Riverside	77 81	131	A	Long Beach St.	67 55	
10	H	Arizona St.	49 75					53	H	UC Riverside	74 77	131	H	Long Beach St.	60 42	
16	N	BYU	56 67					95	H	Washington St.	52 62	169	A	Sacramento St.	74 72	
18	N	Texas A&M	41 82									185	A	UC Davis	58 60	
												185	H	UC Davis	70 50	
												190	A	Cal Poly	64 58	
												192	A	San Jose St.	76 73	
												219	A	CSU Bakersfield	65 55	
												219	H	CSU Bakersfield	74 60	
												238	H	Loyola Marymount	65 51	
												241	A	Grand Canyon	74 41	
												268	A	UC Santa Barbara	63 62	
												268	H	UC Santa Barbara	59 45	
												298	A	CSUN	60 63	
												298	H	CSUN	77 50	
												308	A	Northern Ariz.	61 52	
												336	A	UC Irvine	83 65	
												336	H	UC Irvine	59 35	
												343	A	Cal St. Fullerton	70 50	
												343	H	Cal St. Fullerton	62 53	
LAST 12 Division I GAMES:																
268	H	UC Santa Barbara	59 45	190	A	Cal Poly	64 58									
53	A	UC Riverside	77 81	336	H	UC Irvine	59 35									
343	A	Cal St. Fullerton	70 50	343	H	Cal St. Fullerton	62 53									
185	H	UC Davis	70 50	298	A	CSUN	60 63									
131	H	Long Beach St.	60 42	336	A	UC Irvine	83 65									
268	A	UC Santa Barbara	63 62	53	H	UC Riverside	74 77									

Non-Div I Games:

Hawaii

■ Loss,
 ■ Non-Conf, S Site,
 ■ Home
 ■ Away
 N Neutral

Average RPI Win:	273	WON-LOST	WINNING	LAST 10	STRENGTH OF	OPP. STRENGTH	TEAM	ADJ.	CONF.	ADJ CONF.
Average RPI Loss:	162	RECORD	PCT. RANK	GAMES	SCHEDULE	OF SCHEDULE	RPI	RPI	RPI	RPI
DIV. I ONLY	10- 17	247	5- 5	214	252	253	253	28	28	
DIV. I NON-CONF.	0- 8	338	0- 0	76	27	287	287	29	29	
TOTALS	RPI 1-25	RPI 26-50	W-L RECORDS	RPI 51-100	RPI 101-150	RPI 150+				
10- 17	0- 1	0- 1	OVERALL	0- 3	0- 3	10- 9				
5- 7	0- 0	0- 0	HOME	0- 1	0- 2	5- 4				
5- 8	0- 1	0- 1	AWAY	0- 1	0- 1	5- 4				
0- 2	0- 0	0- 0	NEUTRAL	0- 1	0- 0	0- 1				
0- 8	0- 1	0- 1	NON-CONFERENCE	0- 3	0- 0	0- 3				
0- 2	0- 0	0- 0	HOME	0- 1	0- 0	0- 1				
0- 4	0- 1	0- 1	AWAY	0- 1	0- 0	0- 1				
0- 2	0- 0	0- 0	NEUTRAL	0- 1	0- 0	0- 1				
10- 9	0- 0	0- 0	CONFERENCE	0- 0	0- 3	10- 6				
5- 5	0- 0	0- 0	HOME	0- 0	0- 2	5- 3				
5- 4	0- 0	0- 0	AWAY	0- 0	0- 1	5- 3				
0- 0	0- 0	0- 0	NEUTRAL	0- 0	0- 0	0- 0				

RPI 1-25				RPI 26-50				RPI 51-100				RPI 101+ Team's RPI: 253			
RPI	S	Opponent	Score	RPI	S	Opponent	Score	RPI	S	Opponent	Score	RPI	S	Opponent	Score
11	A	Maryland	50 105	49	A	North Carolina St.	48 89	69	H	VCU	39 69	118	A	Liberty	43 56
								71	N	Georgia Tech	61 81	118	H	Liberty	68 73
								88	A	Elon	69 80	135	H	UNC Asheville	81 82
												154	N	UAB	46 56
												184	H	Davidson	60 62
												189	A	Gardner-Webb	70 82
												189	H	Gardner-Webb	72 79
												191	A	Radford	56 54
												191	H	Radford	71 66
												226	A	Presbyterian	70 82
												226	H	Presbyterian	61 47
												264	A	Campbell	69 55
												264	H	Campbell	65 68
												282	A	Coastal Caro.	53 79
												282	H	Coastal Caro.	53 52
												293	A	Charleston So.	78 72
												293	H	Charleston So.	62 64
												307	A	UNCG	72 82
												316	A	Longwood	89 70
												316	H	Longwood	79 68
												324	A	Winthrop	74 67
												324	H	Winthrop	80 60
LAST 12 Division I GAMES:															
264	H	Campbell	65 68	282	A	Coastal Caro.	53 79								
293	A	Charleston So.	78 72	226	H	Presbyterian	61 47								
118	H	Liberty	68 73	118	A	Liberty	43 56								
324	H	Winthrop	80 60	191	A	Radford	56 54								
316	A	Longwood	89 70	135	H	UNC Asheville	81 82								
189	H	Gardner-Webb	72 79	324	A	Winthrop	74 67								

Non-Div I Games: Greensboro 82 49

High Point

■ Loss,
 ■ Non-Conf, S Site,
 ■ Home
 ■ Away
 N Neutral

Hofstra

Through Games Of March 4, 2016

Average RPI Win:	204	WON-LOST	WINNING	LAST 10	STRENGTH OF	OPP. STRENGTH	TEAM	ADJ.	CONF.	ADJ CONF.
Average RPI Loss:	89	RECORD	PCT. RANK	GAMES	SCHEDULE	OF SCHEDULE	RPI	RPI	RPI	RPI
DIV. I ONLY	22- 7	48	7- 3	171	134	66	66	13	13	
DIV. I NON-CONF.	9- 2	37	0- 0	201	196	63	63	10	10	
TOTALS	RPI 1-25	RPI 26-50	W-L RECORDS	RPI 51-100	RPI 101-150	RPI 150+				
22- 7	0- 1	0- 2	OVERALL	2- 2	2- 0	18- 2				
12- 1	0- 0	0- 1	HOME	2- 0	2- 0	8- 0				
9- 5	0- 0	0- 1	AWAY	0- 2	0- 0	9- 2				
1- 1	0- 1	0- 0	NEUTRAL	0- 0	0- 0	1- 0				
9- 2	0- 1	0- 0	NON-CONFERENCE	0- 0	2- 0	7- 1				
4- 0	0- 0	0- 0	HOME	0- 0	2- 0	2- 0				
4- 1	0- 0	0- 0	AWAY	0- 0	0- 0	4- 1				
1- 1	0- 1	0- 0	NEUTRAL	0- 0	0- 0	1- 0				
13- 5	0- 0	0- 2	CONFERENCE	2- 2	0- 0	11- 1				
8- 1	0- 0	0- 1	HOME	2- 0	0- 0	6- 0				
5- 4	0- 0	0- 1	AWAY	0- 2	0- 0	5- 1				
0- 0	0- 0	0- 0	NEUTRAL	0- 0	0- 0	0- 0				

RPI 1-25				RPI 26-50				RPI 51-100				Team's RPI: 66		RPI 101+			
RPI	S	Opponent	Score	RPI	S	Opponent	Score	RPI	S	Opponent	Score			RPI	S	Opponent	Score
7	N	Oregon St.	50 73	35	A	James Madison	42 57	78	A	Drexel	64 67			113	H	Saint Joseph's	75 62
				35	H	James Madison	54 71	78	H	Drexel	61 54			127	H	Buffalo	79 36
								88	A	Elon	60 61			160	A	Northeastern	71 64
								88	H	Elon	59 49			160	H	Northeastern	75 50
														161	H	Stony Brook	71 66
														163	A	Delaware	47 54
														163	H	Delaware	58 49
														168	A	Marist	71 67
														186	A	Fairfield	67 53
														201	A	William & Mary	61 53
														201	H	William & Mary	75 45
														216	A	Massachusetts	56 57
														227	A	Col. of Charleston	62 58
														227	H	Col. of Charleston	66 54
														234	H	Navy	65 63
														270	A	UNCW	68 64
														270	H	UNCW	62 38
														273	A	American	60 51
														282	N	Coastal Caro.	82 40
														290	A	Towson	74 56
														290	H	Towson	64 60
														322	A	Delaware St.	66 49
LAST 12 Division I GAMES:																	
				160	A	Northeastern	71 64					201	A	William & Mary	61 53		
				227	H	Col. of Charleston	66 54					290	A	Towson	74 56		
				78	H	Drexel	61 54					35	H	James Madison	54 71		
				163	A	Delaware	47 54					88	H	Elon	59 49		
				270	H	UNCW	62 38					78	A	Drexel	64 67		
				35	A	James Madison	42 57					290	H	Towson	64 60		

Non-Div I Games:

Hofstra

■ Loss,
■ Non-Conf, S Site,
■ Home
■ Away
N Neutral

Holy Cross

Through Games Of March 4, 2016

Average RPI Win:	284	WON-LOST	WINNING	LAST 10	STRENGTH OF	OPP. STRENGTH	TEAM	ADJ.	CONF.	ADJ CONF.
Average RPI Loss:	162	RECORD	PCT. RANK	GAMES	SCHEDULE	OF SCHEDULE	RPI	RPI	RPI	RPI
DIV. I ONLY	13- 16	202	5- 5	287	258	251	251	25	25	
DIV. I NON-CONF.	3- 8	258	0- 0	290	169	314	314	27	27	
TOTALS	RPI 1-25	RPI 26-50	W-L RECORDS	RPI 51-100	RPI 101-150	RPI 150+				
13- 16	0- 0	0- 0	OVERALL	0- 5	0- 3	13- 8				
9- 5	0- 0	0- 0	HOME	0- 2	0- 0	9- 3				
4- 11	0- 0	0- 0	AWAY	0- 3	0- 3	4- 5				
0- 0	0- 0	0- 0	NEUTRAL	0- 0	0- 0	0- 0				
3- 8	0- 0	0- 0	NON-CONFERENCE	0- 1	0- 3	3- 4				
3- 2	0- 0	0- 0	HOME	0- 0	0- 0	3- 2				
0- 6	0- 0	0- 0	AWAY	0- 1	0- 3	0- 2				
0- 0	0- 0	0- 0	NEUTRAL	0- 0	0- 0	0- 0				
10- 8	0- 0	0- 0	CONFERENCE	0- 4	0- 0	10- 4				
6- 3	0- 0	0- 0	HOME	0- 2	0- 0	6- 1				
4- 5	0- 0	0- 0	AWAY	0- 2	0- 0	4- 3				
0- 0	0- 0	0- 0	NEUTRAL	0- 0	0- 0	0- 0				

RPI S	Opponent	Score	RPI S	Opponent	Score	RPI S	Opponent	Score	RPI S	Opponent	Score	Team's RPI: 251
						67	A Army West Point	58 77	115	A Boston College	51 60	
						67	H Army West Point	49 80	126	A Pittsburgh	50 56	
						83	A Quinnipiac	61 74	130	A Penn St.	82 86	
						90	A Bucknell	64 74	155	A Yale	59 69	
						90	H Bucknell	51 58	215	H Dartmouth	54 60	
									216	H Massachusetts	60 74	
									220	A Lehigh	58 61	
									220	H Lehigh	77 71	
									228	H Bryant	65 64	
									231	A Loyola Maryland	45 58	
									231	H Loyola Maryland	49 59	
									234	A Navy	49 50	
									234	H Navy	57 49	
									242	H Manhattan	58 44	
									273	A American	59 50	
									273	H American	59 54	
									280	H Vermont	77 63	
									301	A Colgate	80 71	
									301	H Colgate	70 61	
									319	A UMass Lowell	67 75	
									326	A Lafayette	57 54	
									326	H Lafayette	66 49	
									341	A Boston U.	60 41	
									341	H Boston U.	74 50	
LAST 12 Division I GAMES:												
231	A	Loyola Maryland	45 58	326	A	Lafayette	57 54					
341	H	Boston U.	74 50	90	A	Bucknell	64 74					
231	H	Loyola Maryland	49 59	301	H	Colgate	70 61					
273	A	American	59 50	234	A	Navy	49 50					
67	H	Army West Point	49 80	273	H	American	59 54					
220	H	Lehigh	77 71	67	A	Army West Point	58 77					

Non-Div I Games:

Holy Cross

Loss, Non-Conf, S Site, H Home A Away N Neutral

Average RPI Win:	245	WON-LOST	WINNING	LAST 10	STRENGTH OF	OPP. STRENGTH	TEAM	ADJ.	CONF.	ADJ CONF.
Average RPI Loss:	137	RECORD	PCT. RANK	GAMES	SCHEDULE	OF SCHEDULE	RPI	RPI	RPI	RPI
DIV. I ONLY	6- 24	312	2- 8	188	110	285	285	9	9	
DIV. I NON-CONF.	4- 7	222	0- 0	166	285	216	216	7	7	
TOTALS	RPI 1-25	RPI 26-50	W-L RECORDS	RPI 51-100	RPI 101-150	RPI 150+				
6- 24	0- 2	0- 1	OVERALL	0- 5	1- 4	5- 12				
2- 11	0- 1	0- 0	HOME	0- 2	1- 2	1- 6				
4- 9	0- 1	0- 0	AWAY	0- 2	0- 1	4- 5				
0- 4	0- 0	0- 1	NEUTRAL	0- 1	0- 1	0- 1				
4- 7	0- 0	0- 1	NON-CONFERENCE	0- 1	1- 2	3- 3				
1- 3	0- 0	0- 0	HOME	0- 0	1- 1	0- 2				
3- 1	0- 0	0- 0	AWAY	0- 0	0- 0	3- 1				
0- 3	0- 0	0- 1	NEUTRAL	0- 1	0- 1	0- 0				
2- 17	0- 2	0- 0	CONFERENCE	0- 4	0- 2	2- 9				
1- 8	0- 1	0- 0	HOME	0- 2	0- 1	1- 4				
1- 8	0- 1	0- 0	AWAY	0- 2	0- 1	1- 4				
0- 1	0- 0	0- 0	NEUTRAL	0- 0	0- 0	0- 1				

RPI 1-25				RPI 26-50				RPI 51-100				RPI 101+ Team's RPI: 285			
RPI	S	Opponent	Score	RPI	S	Opponent	Score	RPI	S	Opponent	Score	RPI	S	Opponent	Score
3	H	UConn	37 76	39	N	George Washington	78 82	59	N	Iowa	50 64	102	A	Memphis	57 74
25	A	South Fla.	49 73					65	A	Temple	48 78	102	H	Memphis	64 77
								65	H	Temple	66 75	107	N	Wright St.	61 75
								80	A	Tulane	48 70	131	H	Long Beach St.	41 47
								80	H	Tulane	56 59	132	H	La.-Lafayette	52 51
												153	A	East Carolina	70 76
												153	H	East Carolina	59 68
												180	A	Tulsa	28 44
												180	H	Tulsa	62 79
												180	N	Tulsa	38 76
												187	A	SMU	63 54
												187	H	SMU	48 50
												202	H	UNLV	60 63
												212	H	UTRGV	45 55
												225	A	Rice	62 59
												227	A	Col. of Charleston	48 55
												236	A	Cincinnati	50 56
												236	H	Cincinnati	61 67
												277	A	UCF	62 65
												277	H	UCF	64 55
												317	A	A&M-Corpus Christi	76 73
												329	A	Incarinate Word	67 51
LAST 12 Division I GAMES:															
180	N	Tulsa	38 76	180	A	Tulsa	28 44								
102	H	Memphis	64 77	80	H	Tulane	56 59								
187	A	SMU	63 54	277	H	UCF	64 55								
277	A	UCF	62 65	236	A	Cincinnati	50 56								
236	H	Cincinnati	61 67	25	A	South Fla.	49 73								
153	H	East Carolina	59 68	65	A	Temple	48 78								

Non-Div I Games:

Houston

■ Loss,
 ■ Non-Conf,
 ■ S Site,
 ■ H Home
 ■ A Away
 N Neutral

Houston Baptist

Through Games Of March 4, 2016

Average RPI Win:	293	WON-LOST	WINNING	LAST 10	STRENGTH OF	OPP. STRENGTH	TEAM	ADJ.	CONF.	ADJ CONF.
Average RPI Loss:	162	RECORD	PCT. RANK	GAMES	SCHEDULE	OF SCHEDULE	RPI	RPI	RPI	RPI
DIV. I ONLY	10- 14	224	5- 5	233	307	243	243	26	26	
DIV. I NON-CONF.	2- 5	253	0- 0	134	310	218	218	26	26	
TOTALS	RPI 1-25	RPI 26-50	W-L RECORDS	RPI 51-100	RPI 101-150	RPI 150+				
10- 14	0- 0	0- 1	OVERALL	0- 2	0- 3	10- 8				
5- 5	0- 0	0- 0	HOME	0- 1	0- 1	5- 3				
4- 9	0- 0	0- 1	AWAY	0- 1	0- 2	4- 5				
1- 0	0- 0	0- 0	NEUTRAL	0- 0	0- 0	1- 0				
2- 5	0- 0	0- 1	NON-CONFERENCE	0- 0	0- 1	2- 3				
0- 2	0- 0	0- 0	HOME	0- 0	0- 1	0- 1				
1- 3	0- 0	0- 1	AWAY	0- 0	0- 0	1- 2				
1- 0	0- 0	0- 0	NEUTRAL	0- 0	0- 0	1- 0				
8- 9	0- 0	0- 0	CONFERENCE	0- 2	0- 2	8- 5				
5- 3	0- 0	0- 0	HOME	0- 1	0- 0	5- 2				
3- 6	0- 0	0- 0	AWAY	0- 1	0- 2	3- 3				
0- 0	0- 0	0- 0	NEUTRAL	0- 0	0- 0	0- 0				

RPI S	Opponent	Score	RPI S	Opponent	Score	RPI S	Opponent	Score	RPI S	Opponent	Score	Team's RPI: 243
31	A UTEP	63 98	74	A Abilene Christian	60 77	108	A Central Ark.	44 45				
			74	H Abilene Christian	55 76	117	A Northwestern St.	44 55				
						139	H UT Arlington	40 64				
						152	H McNeese St.	64 71				
						172	A New Mexico	57 65				
						204	A SFA	54 66				
						204	H SFA	50 64				
						224	A Sam Houston St.	70 78				
						224	H Sam Houston St.	67 63				
						235	H Texas St.	66 71				
						247	A UTSA	50 79				
						248	A Texas Southern	77 65				
						259	N Omaha	64 51				
						288	A Lamar	70 77				
						288	H Lamar	77 66				
						303	H Nicholls St.	80 71				
						312	H Southeastern La.	64 56				
						317	A A&M-Corpus Christi	73 59				
						317	H A&M-Corpus Christi	55 51				
						329	A Incarnate Word	62 61				
						332	A New Orleans	71 51				
LAST 12 Division I GAMES:												
317	H A&M-Corpus Christi	55 51	204	H SFA	50 64							
204	A SFA	54 66	317	A A&M-Corpus Christi	73 59							
74	H Abilene Christian	55 76	224	H Sam Houston St.	67 63							
329	A Incarnate Word	62 61	74	A Abilene Christian	60 77							
224	A Sam Houston St.	70 78	288	A Lamar	70 77							
288	H Lamar	77 66	332	A New Orleans	71 51							

Non-Div I Games: Trinity (TX) 60 46 Huston-Tillotson 96 65 Paul Quinn 95 42

Houston Baptist

Loss, Non-Conf, S Site, H Home A Away N Neutral

Average RPI Win:	271	WON-LOST	WINNING	LAST 10	STRENGTH OF	OPP. STRENGTH	TEAM	ADJ.	CONF.	ADJ CONF.
Average RPI Loss:	220	RECORD	PCT. RANK	GAMES	SCHEDULE	OF SCHEDULE	RPI	RPI	RPI	RPI
DIV. I ONLY	6- 23	310	3- 7	323	313	330	330	32	32	
DIV. I NON-CONF.	2- 11	306	0- 0	203	189	289	289	30	30	
TOTALS	RPI 1-25	RPI 26-50	W-L RECORDS	RPI 51-100	RPI 101-150	RPI 150+				
6- 23	0- 2	0- 0	OVERALL	0- 0	0- 4	6- 17				
2- 10	0- 0	0- 0	HOME	0- 0	0- 1	2- 9				
4- 12	0- 1	0- 0	AWAY	0- 0	0- 2	4- 8				
0- 1	0- 0	0- 0	NEUTRAL	0- 0	0- 1	0- 0				
2- 11	0- 2	0- 0	NON-CONFERENCE	0- 0	0- 4	2- 5				
1- 3	0- 0	0- 0	HOME	0- 0	0- 1	1- 2				
1- 7	0- 2	0- 0	AWAY	0- 0	0- 2	1- 3				
0- 1	0- 0	0- 0	NEUTRAL	0- 0	0- 1	0- 0				
4- 12	0- 0	0- 0	CONFERENCE	0- 0	0- 0	4- 12				
1- 7	0- 0	0- 0	HOME	0- 0	0- 0	1- 7				
3- 5	0- 0	0- 0	AWAY	0- 0	0- 0	3- 5				
0- 0	0- 0	0- 0	NEUTRAL	0- 0	0- 0	0- 0				

RPI 1-25				RPI 26-50				RPI 51-100				RPI 101+ Team's RPI: 330			
RPI	S	Opponent	Score	RPI	S	Opponent	Score	RPI	S	Opponent	Score	RPI	S	Opponent	Score
14	A	Syracuse	48 97									104	A	Northwestern	49 89
21	A	Duquesne	62 86									111	N	Mercer	53 70
												120	A	Arizona	28 65
												150	H	Old Dominion	64 83
												157	A	Xavier	47 70
												167	H	Cornell	76 74
												203	A	Hampton	48 77
												203	H	Hampton	83 77
												214	A	N.C. A&T	70 88
												229	A	Ill.-Chicago	48 75
												244	A	Coppin St.	71 69
												244	H	Coppin St.	67 83
												245	H	Bethune-Cookman	77 81
												252	A	Morgan St.	66 78
												271	A	Georgia St.	58 65
												274	A	UMES	59 62
												274	H	UMES	57 79
												279	H	La Salle	68 71
												291	H	Savannah St.	64 69
												296	H	Florida A&M	53 64
												309	H	South Carolina St.	63 65
												318	A	Mt. St. Mary's	62 49
												322	A	Delaware St.	86 87
												328	H	LIU Brooklyn	72 89
												347	A	Norfolk St.	64 63
												347	H	Norfolk St.	108 110
LAST 12 Division I GAMES:															
347	A	Norfolk St.	64 63	203	H	Hampton	83 77								
203	A	Hampton	48 77	347	H	Norfolk St.	108 110								
309	H	South Carolina St.	63 65	274	A	UMES	59 62								
291	H	Savannah St.	64 69	252	A	Morgan St.	66 78								
274	H	UMES	57 79	245	H	Bethune-Cookman	77 81								
244	A	Coppin St.	71 69	296	H	Florida A&M	53 64								

Non-Div I Games:

Howard

■ Loss,
 ■ Non-Conf,
 ■ S Site,
 ■ Home
 ■ A Away
 N Neutral

RPI	S	Opponent	Score
348	A	N.C. Central	68 61

Howard

I

E

W

I

1

W

RPI 1-25				RPI 26-50				RPI 51-100				RPI 101+				Team's RPI: 315	
RPI	S	Opponent	Score	RPI	S	Opponent	Score	RPI	S	Opponent	Score	RPI	S	Opponent	Score		
				41	A	Ohio	52 79	58	A	South Dakota	60 92	114	A	IUPUI	52 63		
				45	H	Indiana	72 79	58	H	South Dakota	63 90	114	H	IUPUI	50 69		
								60	A	South Dakota St.	64 92	134	A	Northern Ky.	64 77		
								60	H	South Dakota St.	42 61	142	A	Milwaukee	60 73		
												143	H	Western Mich.	48 70		
												144	A	Oral Roberts	59 61		
												144	H	Oral Roberts	54 48		
												151	A	Detroit	63 64		
												186	A	Fairfield	62 74		
												209	H	USC Upstate	81 84		
												218	A	Oakland	74 81		
												221	A	Western Ill.	87 88		
												221	H	Western Ill.	74 78		
												259	A	Omaha	64 71		
												259	H	Omaha	58 60		
												304	A	Denver	50 53		
												304	H	Denver	61 49		
												321	H	Kent St.	86 68		
												325	A	North Dakota St.	85 94		
												325	H	North Dakota St.	85 69		
												340	H	Chicago St.	62 51		
LAST 12 Division I GAMES:																	
				325	H	North Dakota St.	85 69	221	A	Western Ill.	87 88						
				58	H	South Dakota	63 90	304	H	Denver	61 49						
				114	A	IUPUI	52 63	259	H	Omaha	58 60						
				144	H	Oral Roberts	54 48	325	A	North Dakota St.	85 94						
				60	A	South Dakota St.	64 92	58	A	South Dakota	60 92						
				259	A	Omaha	64 71	144	A	Oral Roberts	59 61						

Non-Div I Games: Trine

82 62

Grace (IN)

91 39

IPFW

■ Loss, ■ Non-Conf, S Site, H Home A Away N Neutral

Average RPI Win: 219	WON-LOST	WINNING	LAST 10	STRENGTH OF	OPP. STRENGTH	TEAM	ADJ.	CONF.	ADJ CONF.
Average RPI Loss: 138	RECORD	PCT. RANK	GAMES	SCHEDULE	OF SCHEDULE	RPI	RPI	RPI	RPI
DIV. I ONLY	18- 9	76	7- 3	205	192	114	114	18	18
DIV. I NON-CONF.	7- 4	110	0- 0	164	136	105	105	18	18
TOTALS	RPI 1-25	RPI 26-50	W-L RECORDS	RPI 51-100	RPI 101-150	RPI 150+			
18- 9	0- 1	0- 0	OVERALL	4- 4	2- 1	12- 3			
9- 3	0- 0	0- 0	HOME	3- 2	0- 1	6- 0			
8- 6	0- 1	0- 0	AWAY	1- 2	2- 0	5- 3			
1- 0	0- 0	0- 0	NEUTRAL	0- 0	0- 0	1- 0			
7- 4	0- 1	0- 0	NON-CONFERENCE	3- 1	1- 0	3- 2			
3- 1	0- 0	0- 0	HOME	2- 1	0- 0	1- 0			
3- 3	0- 1	0- 0	AWAY	1- 0	1- 0	1- 2			
1- 0	0- 0	0- 0	NEUTRAL	0- 0	0- 0	1- 0			
11- 5	0- 0	0- 0	CONFERENCE	1- 3	1- 1	9- 1			
6- 2	0- 0	0- 0	HOME	1- 1	0- 1	5- 0			
5- 3	0- 0	0- 0	AWAY	0- 2	1- 0	4- 1			
0- 0	0- 0	0- 0	NEUTRAL	0- 0	0- 0	0- 0			

RPI 1-25				RPI 26-50				RPI 51-100				RPI 101+ Team's RPI: 114			
RPI	S	Opponent	Score	RPI	S	Opponent	Score	RPI	S	Opponent	Score	RPI	S	Opponent	Score
13	A	Louisville	61 70					58	A	South Dakota	59 65	144	A	Oral Roberts	57 54
								58	H	South Dakota	63 74	144	H	Oral Roberts	47 52
								60	A	South Dakota St.	66 68	145	A	SIUE	85 67
								60	H	South Dakota St.	63 60	204	N	SFA	62 55
								69	H	VCU	70 69	213	H	Indiana St.	68 43
								71	H	Georgia Tech	50 60	221	A	Western Ill.	68 60
								86	H	Belmont	62 59	221	H	Western Ill.	96 87
								92	A	Marquette	60 55	239	A	North Texas	67 68
												259	A	Omaha	54 57
												259	H	Omaha	75 59
												304	A	Denver	67 54
												304	H	Denver	81 75
												315	A	IPFW	69 50
												315	H	IPFW	63 52
												325	A	North Dakota St.	64 63
												325	H	North Dakota St.	67 44
												334	A	Evansville	68 62
												338	A	Eastern Ill.	71 77
LAST 12 Division I GAMES:															
58	H	South Dakota	63 74	221	H	Western Ill.	96 87								
60	H	South Dakota St.	63 60	144	A	Oral Roberts	57 54								
315	H	IPFW	63 52	304	H	Denver	81 75								
259	A	Omaha	54 57	58	A	South Dakota	59 65								
304	A	Denver	67 54	60	A	South Dakota St.	66 68								
325	A	North Dakota St.	64 63	325	H	North Dakota St.	67 44								

Non-Div I Games: Oakland City 104 30 Ind.-Southeast 99 50

IUPUI

Loss, Non-Conf, S Site, H Home A Away N Neutral

Idaho

Through Games Of March 4, 2016

Average RPI Win:	233	WON-LOST	WINNING	LAST 10	STRENGTH OF	OPP. STRENGTH	TEAM	ADJ.	CONF.	ADJ CONF.
Average RPI Loss:	129	RECORD	PCT. RANK	GAMES	SCHEDULE	OF SCHEDULE	RPI	RPI	RPI	RPI
DIV. I ONLY	19- 9	72	7- 3	273	170	136	136	19	19	
DIV. I NON-CONF.	6- 4	125	0- 0	186	107	149	149	23	23	
TOTALS	RPI 1-25	RPI 26-50	W-L RECORDS	RPI 51-100	RPI 101-150	RPI 150+				
19- 9	0- 1	0- 1	OVERALL	2- 1	1- 2	16- 4				
11- 3	0- 0	0- 0	HOME	1- 1	0- 1	10- 1				
6- 5	0- 1	0- 0	AWAY	1- 0	0- 1	5- 3				
2- 1	0- 0	0- 1	NEUTRAL	0- 0	1- 0	1- 0				
6- 4	0- 1	0- 1	NON-CONFERENCE	0- 1	1- 1	5- 0				
4- 1	0- 0	0- 0	HOME	0- 1	0- 0	4- 0				
0- 2	0- 1	0- 0	AWAY	0- 0	0- 1	0- 0				
2- 1	0- 0	0- 1	NEUTRAL	0- 0	1- 0	1- 0				
13- 5	0- 0	0- 0	CONFERENCE	2- 0	0- 1	11- 4				
7- 2	0- 0	0- 0	HOME	1- 0	0- 1	6- 1				
6- 3	0- 0	0- 0	AWAY	1- 0	0- 0	5- 3				
0- 0	0- 0	0- 0	NEUTRAL	0- 0	0- 0	0- 0				

RPI 1-25				RPI 26-50				RPI 51-100				RPI 101+ Team's RPI: 136			
RPI	S	Opponent	Score	RPI	S	Opponent	Score	RPI	S	Opponent	Score	RPI	S	Opponent	Score
7	A	Oregon St.	44 69	48	N	Duke	68 74	74	H	Abilene Christian	59 71	125	N	Iowa St.	97 65
								100	A	North Dakota	65 59	138	A	Texas Tech	62 78
								100	H	North Dakota	92 65	148	H	Montana St.	59 62
												164	H	Montana	78 61
												169	A	Sacramento St.	98 88
												169	H	Sacramento St.	107 60
												179	A	Northern Colo.	68 70
												179	H	Northern Colo.	66 56
												181	A	Weber St.	77 70
												182	A	Eastern Wash.	70 84
												182	H	Eastern Wash.	66 74
												200	A	Idaho St.	68 89
												235	N	Texas St.	75 55
												246	H	Wyoming	61 57
												263	H	Seattle	64 60
												268	H	UC Santa Barbara	64 42
												298	H	CSUN	106 50
												308	A	Northern Ariz.	72 51
												308	H	Northern Ariz.	76 59
												323	A	Portland St.	94 65
												323	H	Portland St.	84 63
												333	A	Southern Utah	62 51
												333	H	Southern Utah	93 48
LAST 12 Division I GAMES:															
200	A	Idaho St.	68 89	179	A	Northern Colo.	68 70								
181	A	Weber St.	77 70	308	H	Northern Ariz.	76 59								
182	A	Eastern Wash.	70 84	333	H	Southern Utah	93 48								
169	H	Sacramento St.	107 60	323	A	Portland St.	94 65								
323	H	Portland St.	84 63	169	A	Sacramento St.	98 88								
100	A	North Dakota	65 59	148	H	Montana St.	59 62								

Non-Div I Games: Carroll (MT) 75 47 Northwest Chrst. 71 48

Idaho

Loss, Non-Conf, S Site, H Home A Away N Neutral

Average RPI Win:	245	WON-LOST	WINNING	LAST 10	STRENGTH OF	OPP. STRENGTH	TEAM	ADJ.	CONF.	ADJ CONF.
Average RPI Loss:	142	RECORD	PCT. RANK	GAMES	SCHEDULE	OF SCHEDULE	RPI	RPI	RPI	RPI
DIV. I ONLY	13- 14	180	5- 5	249	185	200	200	19	19	
DIV. I NON-CONF.	5- 4	138	0- 1	88	133	81	81	23	23	
TOTALS	RPI 1-25	RPI 26-50	W-L RECORDS	RPI 51-100	RPI 101-150	RPI 150+				
13- 14	0- 1	0- 1	OVERALL	0- 2	2- 3	11- 7				
7- 4	0- 0	0- 0	HOME	0- 1	1- 0	6- 3				
5- 10	0- 1	0- 1	AWAY	0- 1	1- 3	4- 4				
1- 0	0- 0	0- 0	NEUTRAL	0- 0	0- 0	1- 0				
5- 4	0- 1	0- 1	NON-CONFERENCE	0- 0	1- 2	4- 0				
2- 0	0- 0	0- 0	HOME	0- 0	0- 0	2- 0				
2- 4	0- 1	0- 1	AWAY	0- 0	1- 2	1- 0				
1- 0	0- 0	0- 0	NEUTRAL	0- 0	0- 0	1- 0				
8- 10	0- 0	0- 0	CONFERENCE	0- 2	1- 1	7- 7				
5- 4	0- 0	0- 0	HOME	0- 1	1- 0	4- 3				
3- 6	0- 0	0- 0	AWAY	0- 1	0- 1	3- 4				
0- 0	0- 0	0- 0	NEUTRAL	0- 0	0- 0	0- 0				

RPI 1-25				RPI 26-50				RPI 51-100				RPI 101+ Team's RPI: 200			
RPI	S	Opponent	Score	RPI	S	Opponent	Score	RPI	S	Opponent	Score	RPI	S	Opponent	Score
17	A	Michigan St.	60 79	31	A	UTEP	54 67	100	A	North Dakota	42 45	104	A	Northwestern	36 72
								100	H	North Dakota	57 60	136	H	Idaho	89 68
												138	A	Texas Tech	64 79
												146	A	Boise St.	80 77
												148	A	Montana St.	80 82
												164	A	Montana	47 62
												169	A	Sacramento St.	62 83
												169	H	Sacramento St.	59 68
												179	A	Northern Colo.	47 48
												179	H	Northern Colo.	59 61
												181	A	Weber St.	58 57
												181	H	Weber St.	46 61
												182	H	Eastern Wash.	71 62
												205	A	Utah Valley	56 47
												223	H	Utah St.	81 67
												232	N	Southeast Mo. St.	65 64
												263	H	Seattle	83 67
												308	A	Northern Ariz.	62 63
												308	H	Northern Ariz.	71 61
												323	A	Portland St.	64 42
												323	H	Portland St.	71 70
												333	A	Southern Utah	71 67
												333	H	Southern Utah	64 47
LAST 12 Division I GAMES:															
				31	A	UTEP	54 67	308	H	Northern Ariz.	71 61				
				136	H	Idaho	89 68	169	A	Sacramento St.	62 83				
				182	H	Eastern Wash.	71 62	323	A	Portland St.	64 42				
				148	A	Montana St.	80 82	179	H	Northern Colo.	59 61				
				164	A	Montana	47 62	100	H	North Dakota	57 60				
				333	H	Southern Utah	64 47	308	A	Northern Ariz.	62 63				

Non-Div I Games: Colo. Christian 82 56 Montana Tech 82 55

Idaho St.

■ Loss,
■ Non-Conf,
■ S Site,
■ H Home
■ A Away
N Neutral

Average RPI Win:	268	WON-LOST	WINNING	LAST 10	STRENGTH OF	OPP. STRENGTH	TEAM	ADJ.	CONF.	ADJ CONF.
Average RPI Loss:	130	RECORD	PCT. RANK	GAMES	SCHEDULE	OF SCHEDULE	RPI	RPI	RPI	RPI
DIV. I ONLY	12- 16	218	3- 7	247	186	229	229	14	14	
DIV. I NON-CONF.	9- 2	37	0- 0	342	302	169	169	16	16	
TOTALS	RPI 1-25	RPI 26-50	W-L RECORDS	RPI 51-100	RPI 101-150	RPI 150+				
12- 16	0- 2	0- 0	OVERALL	1- 2	0- 8	11- 4				
5- 8	0- 1	0- 0	HOME	1- 1	0- 4	4- 2				
7- 8	0- 1	0- 0	AWAY	0- 1	0- 4	7- 2				
0- 0	0- 0	0- 0	NEUTRAL	0- 0	0- 0	0- 0				
9- 2	0- 0	0- 0	NON-CONFERENCE	1- 2	0- 0	8- 0				
4- 1	0- 0	0- 0	HOME	1- 1	0- 0	3- 0				
5- 1	0- 0	0- 0	AWAY	0- 1	0- 0	5- 0				
0- 0	0- 0	0- 0	NEUTRAL	0- 0	0- 0	0- 0				
3- 14	0- 2	0- 0	CONFERENCE	0- 0	0- 8	3- 4				
1- 7	0- 1	0- 0	HOME	0- 0	0- 4	1- 2				
2- 7	0- 1	0- 0	AWAY	0- 0	0- 4	2- 2				
0- 0	0- 0	0- 0	NEUTRAL	0- 0	0- 0	0- 0				

RPI 1-25				RPI 26-50				RPI 51-100				RPI 101+ Team's RPI: 229			
RPI	S	Opponent	Score	RPI	S	Opponent	Score	RPI	S	Opponent	Score	RPI	S	Opponent	Score
20	A	Green Bay	22 64					63	A	Purdue	51 62	107	A	Wright St.	62 73
20	H	Green Bay	40 58					75	H	Central Mich.	66 63	107	H	Wright St.	72 80
								97	H	Toledo	51 60	129	A	Youngstown St.	41 62
												129	H	Youngstown St.	64 69
												134	A	Northern Ky.	53 55
												134	H	Northern Ky.	61 72
												142	A	Milwaukee	53 54
												142	H	Milwaukee	56 62
												151	A	Detroit	65 51
												151	H	Detroit	80 89
												218	A	Oakland	73 78
												218	H	Oakland	76 78
												221	A	Western Ill.	78 70
												254	A	Valparaiso	54 50
												272	A	Cleveland St.	69 72
												272	H	Cleveland St.	80 62
												302	A	Bradley	66 56
												304	A	Denver	56 46
												313	A	Illinois St.	74 65
												320	H	Nevada	70 55
												330	H	Howard	75 48
												338	H	Eastern Ill.	66 54
												340	A	Chicago St.	51 47
LAST 12 Division I GAMES:															
129	A	Youngstown St.	41 62	107	H	Wright St.	72 80								
272	A	Cleveland St.	69 72	134	H	Northern Ky.	61 72								
142	H	Milwaukee	56 62	254	A	Valparaiso	54 50								
20	H	Green Bay	40 58	272	H	Cleveland St.	80 62								
218	A	Oakland	73 78	129	H	Youngstown St.	64 69								
151	A	Detroit	65 51	20	A	Green Bay	22 64								

Non-Div I Games:

Ill.-Chicago

■ Loss,
 ■ Non-Conf, S Site,
 ■ Home
 ■ Away
 N Neutral

Illinois

Through Games Of March 4, 2016

Average RPI Win:	173	WON-LOST	WINNING	LAST 10	STRENGTH OF	OPP. STRENGTH	TEAM	ADJ.	CONF.	ADJ CONF.
Average RPI Loss:	60	RECORD	PCT. RANK	GAMES	SCHEDULE	OF SCHEDULE	RPI	RPI	RPI	RPI
DIV. I ONLY	9- 21	280	1- 9	20	56	176	176	5	5	
DIV. I NON-CONF.	7- 4	110	0- 0	12	241	83	83	4	4	
TOTALS	RPI 1-25	RPI 26-50	W-L RECORDS	RPI 51-100	RPI 101-150	RPI 150+				
9- 21	0- 4	1- 4	OVERALL	1- 9	2- 4	5- 0				
8- 10	0- 3	1- 2	HOME	1- 3	2- 2	4- 0				
1- 10	0- 1	0- 2	AWAY	0- 6	0- 1	1- 0				
0- 1	0- 0	0- 0	NEUTRAL	0- 0	0- 1	0- 0				
7- 4	0- 0	1- 2	NON-CONFERENCE	1- 1	2- 1	3- 0				
7- 2	0- 0	1- 1	HOME	1- 1	2- 0	3- 0				
0- 2	0- 0	0- 1	AWAY	0- 0	0- 1	0- 0				
0- 0	0- 0	0- 0	NEUTRAL	0- 0	0- 0	0- 0				
2- 17	0- 4	0- 2	CONFERENCE	0- 8	0- 3	2- 0				
1- 8	0- 3	0- 1	HOME	0- 2	0- 2	1- 0				
1- 8	0- 1	0- 1	AWAY	0- 6	0- 0	1- 0				
0- 1	0- 0	0- 0	NEUTRAL	0- 0	0- 1	0- 0				

RPI 1-25				RPI 26-50				RPI 51-100				RPI 101+ Team's RPI: 176			
RPI	S	Opponent	Score	RPI	S	Opponent	Score	RPI	S	Opponent	Score	RPI	S	Opponent	Score
5	A	Ohio St.	74 117	28	A	Miami (FL)	64 73	52	A	Rutgers	54 67	102	A	Memphis	75 81
5	H	Ohio St.	70 80	39	H	George Washington	57 70	52	H	Rutgers	56 63	103	H	UT Martin	94 74
11	H	Maryland	63 79	41	H	Ohio	62 53	58	H	South Dakota	76 85	104	H	Northwestern	59 69
17	H	Michigan St.	43 71	45	A	Indiana	66 68	59	A	Iowa	56 61	130	H	Penn St.	56 65
				45	H	Indiana	68 80	63	A	Purdue	65 69	130	N	Penn St.	66 75
								73	A	Michigan	83 96	133	H	Southern Ill.	78 64
								75	H	Central Mich.	74 69	194	A	Wisconsin	76 56
								77	A	Minnesota	77 82	194	H	Wisconsin	71 65
								77	H	Minnesota	75 106	220	H	Lehigh	76 67
								98	A	Nebraska	57 73	257	H	Tennessee St.	98 43
												340	H	Chicago St.	67 36
LAST 12 Division I GAMES:															
130	N	Penn St.	66 75	45	H	Indiana	68 80	5	H	Ohio St.	70 80				
59	A	Iowa	56 61	73	A	Michigan	83 96	77	A	Minnesota	77 82				
17	H	Michigan St.	43 71	104	H	Northwestern	59 69	5	H	Ohio St.	70 80				
5	A	Ohio St.	74 117	5	H	Ohio St.	70 80	77	A	Minnesota	77 82				
194	A	Wisconsin	76 56	77	A	Minnesota	77 82	130	H	Penn St.	56 65				
52	H	Rutgers	56 63	130	H	Penn St.	56 65								

Non-Div I Games:

Illinois

Loss, Non-Conf, S Site, H Home A Away N Neutral

Average RPI Win:	297	WON-LOST	WINNING	LAST 10	STRENGTH OF	OPP. STRENGTH	TEAM	ADJ.	CONF.	ADJ CONF.
Average RPI Loss:	170	RECORD	PCT. RANK	GAMES	SCHEDULE	OF SCHEDULE	RPI	RPI	RPI	RPI
DIV. I ONLY	8- 20	285	4- 6	302	225	313	313	21	21	
DIV. I NON-CONF.	2- 9	296	0- 0	306	263	341	341	17	17	
TOTALS	RPI 1-25	RPI 26-50	W-L RECORDS	RPI 51-100	RPI 101-150	RPI 150+				
8- 20	0- 1	0- 0	OVERALL	0- 3	0- 5	8- 11				
6- 8	0- 0	0- 0	HOME	0- 2	0- 3	6- 3				
2- 10	0- 1	0- 0	AWAY	0- 1	0- 2	2- 6				
0- 2	0- 0	0- 0	NEUTRAL	0- 0	0- 0	0- 2				
2- 9	0- 1	0- 0	NON-CONFERENCE	0- 0	0- 1	2- 7				
2- 3	0- 0	0- 0	HOME	0- 0	0- 1	2- 2				
0- 4	0- 1	0- 0	AWAY	0- 0	0- 0	0- 3				
0- 2	0- 0	0- 0	NEUTRAL	0- 0	0- 0	0- 2				
6- 11	0- 0	0- 0	CONFERENCE	0- 3	0- 4	6- 4				
4- 5	0- 0	0- 0	HOME	0- 2	0- 2	4- 1				
2- 6	0- 0	0- 0	AWAY	0- 1	0- 2	2- 3				
0- 0	0- 0	0- 0	NEUTRAL	0- 0	0- 0	0- 0				

RPI 1-25				RPI 26-50				RPI 51-100				RPI 101+ Team's RPI: 313			
RPI	S	Opponent	Score	RPI	S	Opponent	Score	RPI	S	Opponent	Score	RPI	S	Opponent	Score
19	A	DePaul	41 89					91	H	Missouri St.	51 73	109	A	Drake	41 76
								93	A	UNI	51 65	109	H	Drake	58 98
								93	H	UNI	35 61	133	A	Southern Ill.	71 76
												133	H	Southern Ill.	55 68
												145	H	SIUE	57 65
												155	A	Yale	47 60
												171	A	Loyola Chicago	61 73
												171	H	Loyola Chicago	41 57
												213	A	Indiana St.	56 63
												213	H	Indiana St.	73 62
												221	H	Western Ill.	64 79
												229	H	Ill.-Chicago	65 74
												247	A	UTSA	51 77
												249	N	Northern Ill.	59 68
												255	A	Bowling Green	52 70
												259	N	Omaha	56 60
												262	H	Murray St.	81 76
												297	A	Wichita St.	53 49
												297	H	Wichita St.	70 49
												302	A	Bradley	38 52
												302	H	Bradley	54 49
												334	A	Evansville	64 57
												334	H	Evansville	65 59
												340	H	Chicago St.	57 53
LAST 12 Division I GAMES:															
297	A	Wichita St.	53 49	109	H	Drake	58 98								
334	H	Evansville	65 59	213	H	Indiana St.	73 62								
133	H	Southern Ill.	55 68	133	A	Southern Ill.	71 76								
302	A	Bradley	38 52	334	A	Evansville	64 57								
171	A	Loyola Chicago	61 73	171	H	Loyola Chicago	41 57								
93	H	UNI	35 61	302	H	Bradley	54 49								

Non-Div I Games:

Illinois St.

Incarnate Word

Through Games Of March 4, 2016

Average RPI Win:	256	WON-LOST	WINNING	LAST 10	STRENGTH OF	OPP. STRENGTH	TEAM	ADJ.	CONF.	ADJ CONF.
Average RPI Loss:	204	RECORD	PCT. RANK	GAMES	SCHEDULE	OF SCHEDULE	RPI	RPI	RPI	RPI
DIV. I ONLY	3- 21	337	1- 9	261	309	329	329	26	26	
DIV. I NON-CONF.	0- 7	338	0- 0	184	283	334	334	26	26	
TOTALS	RPI 1-25	RPI 26-50	W-L RECORDS	RPI 51-100	RPI 101-150	RPI 150+				
3- 21	0- 0	0- 1	OVERALL	0- 3	0- 3	3- 14				
0- 12	0- 0	0- 0	HOME	0- 1	0- 2	0- 9				
3- 9	0- 0	0- 1	AWAY	0- 2	0- 1	3- 5				
0- 0	0- 0	0- 0	NEUTRAL	0- 0	0- 0	0- 0				
0- 7	0- 0	0- 1	NON-CONFERENCE	0- 1	0- 1	0- 4				
0- 3	0- 0	0- 0	HOME	0- 0	0- 0	0- 3				
0- 4	0- 0	0- 1	AWAY	0- 1	0- 1	0- 1				
0- 0	0- 0	0- 0	NEUTRAL	0- 0	0- 0	0- 0				
3- 14	0- 0	0- 0	CONFERENCE	0- 2	0- 2	3- 10				
0- 9	0- 0	0- 0	HOME	0- 1	0- 2	0- 6				
3- 5	0- 0	0- 0	AWAY	0- 1	0- 0	3- 4				
0- 0	0- 0	0- 0	NEUTRAL	0- 0	0- 0	0- 0				

RPI S	Opponent	Score	RPI S	Opponent	Score	RPI S	Opponent	Score	RPI S	Opponent	Score
47	A Colorado St.	37 60	63	A Purdue	27 95	108	H Central Ark.	57 76			
			74	A Abilene Christian	58 66	117	H Northwestern St.	48 53			
			74	H Abilene Christian	71 86	138	A Texas Tech	55 70			
						152	A McNeese St.	68 55			
						204	A SFA	62 74			
						204	H SFA	66 82			
						212	A UTRGV	47 60			
						212	H UTRGV	50 68			
						224	H Sam Houston St.	60 65			
						239	H North Texas	55 62			
						243	H Houston Baptist	61 62			
						285	H Houston	51 67			
						288	A Lamar	49 59			
						288	H Lamar	61 67			
						303	A Nicholls St.	63 61			
						303	H Nicholls St.	64 66			
						312	A Southeastern La.	70 66			
						317	A A&M-Corpus Christi	55 69			
						317	H A&M-Corpus Christi	56 57			
						332	A New Orleans	49 55			
LAST 12 Division I GAMES:											
74	A Abilene Christian	58 66	204	A SFA	62 74						
288	H Lamar	61 67	288	A Lamar	49 59						
204	H SFA	66 82	303	A Nicholls St.	63 61						
317	A A&M-Corpus Christi	55 69	303	H Nicholls St.	64 66						
243	H Houston Baptist	61 62	317	H A&M-Corpus Christi	56 57						
108	H Central Ark.	57 76	74	H Abilene Christian	71 86						

Non-Div I Games: LSU-Alexandria 96 59 Howard Payne 78 65 Sul Ross St. 54 35 Trinity (TX) 55 61 Incarnate Word

Loss, Non-Conf, S Site, H Home A Away N Neutral

Indiana

Through Games Of March 4, 2016

Average RPI Win:	134	WON-LOST	WINNING	LAST 10	STRENGTH OF	OPP. STRENGTH	TEAM	ADJ.	CONF.	ADJ CONF.
Average RPI Loss:	57	RECORD	PCT. RANK	GAMES	SCHEDULE	OF SCHEDULE	RPI	RPI	RPI	RPI
DIV. I ONLY	20- 11	86	7- 3	59	26	45	45	5	5	
DIV. I NON-CONF.	8- 4	99	0- 0	51	59	60	60	4	4	
TOTALS	RPI 1-25	RPI 26-50	W-L RECORDS	RPI 51-100	RPI 101-150	RPI 150+				
20- 11	1- 3	1- 3	OVERALL	7- 3	3- 1	8- 1				
14- 0	1- 0	1- 0	HOME	6- 0	2- 0	4- 0				
5- 7	0- 3	0- 0	AWAY	1- 3	1- 0	3- 1				
1- 4	0- 0	0- 3	NEUTRAL	0- 0	0- 1	1- 0				
8- 4	0- 1	1- 3	NON-CONFERENCE	1- 0	1- 0	5- 0				
5- 0	0- 0	1- 0	HOME	1- 0	1- 0	2- 0				
2- 1	0- 1	0- 0	AWAY	0- 0	0- 0	2- 0				
1- 3	0- 0	0- 3	NEUTRAL	0- 0	0- 0	1- 0				
12- 7	1- 2	0- 0	CONFERENCE	6- 3	2- 1	3- 1				
9- 0	1- 0	0- 0	HOME	5- 0	1- 0	2- 0				
3- 6	0- 2	0- 0	AWAY	1- 3	1- 0	1- 1				
0- 1	0- 0	0- 0	NEUTRAL	0- 0	0- 1	0- 0				

RPI	S	Opponent	Score	RPI	S	Opponent	Score	Team's RPI: 45	RPI	S	Opponent	Score	RPI	S	Opponent	Score
5	A	Ohio St.	70 97	26	N	West Virginia	64 75		52	H	Rutgers	64 48	104	A	Northwestern	91 84
11	A	Maryland	63 86	28	N	Miami (FL)	75 89		59	A	Iowa	73 76	104	N	Northwestern	73 79
17	H	Michigan St.	81 65	41	N	Ohio	56 63		59	H	Iowa	79 74	112	H	Samford	65 56
19	A	DePaul	69 84	43	H	Chattanooga	54 43		63	A	Purdue	53 63	130	H	Penn St.	76 55
									71	H	Georgia Tech	69 60	155	H	Yale	76 60
									73	H	Michigan	77 69	176	A	Illinois	80 68
									77	A	Minnesota	76 78	176	H	Illinois	68 66
									77	H	Minnesota	93 79	194	A	Wisconsin	69 73
									98	A	Nebraska	79 68	194	H	Wisconsin	67 57
									98	H	Nebraska	59 47	213	A	Indiana St.	53 50
													257	H	Tennessee St.	88 56
													269	N	Austin Peay	90 58
													315	A	IPFW	79 72
LAST 12 Division I GAMES:																
104	N	Northwestern	73 79	176	A	Illinois	80 68									
130	H	Penn St.	76 55	98	H	Nebraska	59 47									
98	A	Nebraska	79 68	59	H	Iowa	79 74									
59	A	Iowa	73 76	11	A	Maryland	63 86									
77	H	Minnesota	93 79	52	H	Rutgers	64 48									
194	H	Wisconsin	67 57	104	A	Northwestern	91 84									

Non-Div I Games:

Indiana

■ Loss,
■ Non-Conf,
■ S Site,
■ H Home
■ A Away
N Neutral

Average RPI Win:	257	WON-LOST	WINNING	LAST 10	STRENGTH OF	OPP. STRENGTH	TEAM	ADJ.	CONF.	ADJ CONF.
Average RPI Loss:	129	RECORD	PCT. RANK	GAMES	SCHEDULE	OF SCHEDULE	RPI	RPI	RPI	RPI
DIV. I ONLY	13- 15	193	5- 5	222	219	213	213	21	21	
DIV. I NON-CONF.	4- 7	222	0- 0	193	220	226	226	17	17	
TOTALS	RPI 1-25	RPI 26-50	W-L RECORDS	RPI 51-100	RPI 101-150	RPI 150+				
13- 15	0- 0	0- 1	OVERALL	0- 6	1- 5	12- 3				
8- 6	0- 0	0- 1	HOME	0- 3	1- 1	7- 1				
5- 8	0- 0	0- 0	AWAY	0- 3	0- 4	5- 1				
0- 1	0- 0	0- 0	NEUTRAL	0- 0	0- 0	0- 1				
4- 7	0- 0	0- 1	NON-CONFERENCE	0- 2	0- 2	4- 2				
2- 3	0- 0	0- 1	HOME	0- 1	0- 0	2- 1				
2- 3	0- 0	0- 0	AWAY	0- 1	0- 2	2- 0				
0- 1	0- 0	0- 0	NEUTRAL	0- 0	0- 0	0- 1				
9- 8	0- 0	0- 0	CONFERENCE	0- 4	1- 3	8- 1				
6- 3	0- 0	0- 0	HOME	0- 2	1- 1	5- 0				
3- 5	0- 0	0- 0	AWAY	0- 2	0- 2	3- 1				
0- 0	0- 0	0- 0	NEUTRAL	0- 0	0- 0	0- 0				

RPI S	Opponent	Score	RPI S	Opponent	Score	RPI S	Opponent	Score	RPI S	Opponent	Score	Team's RPI: 213
45	H Indiana	50 53	54	H Saint Louis	52 62	109	A Drake	55 80				
			75	A Central Mich.	65 85	109	H Drake	68 53				
			91	A Missouri St.	41 75	114	A IUPUI	43 68				
			91	H Missouri St.	51 59	133	A Southern Ill.	64 76				
			93	A UNI	42 53	133	H Southern Ill.	58 62				
			93	H UNI	45 61	134	A Northern Ky.	67 73				
						171	A Loyola Chicago	74 71				
						171	H Loyola Chicago	62 48				
						180	A Tulsa	67 63				
						197	H Butler	70 63				
						204	N SFA	62 71				
						259	H Omaha	50 51				
						297	H Wichita St.	59 33				
						299	A UMKC	77 47				
						302	A Bradley	68 59				
						302	H Bradley	59 37				
						313	A Illinois St.	62 73				
						313	H Illinois St.	63 56				
						334	A Evansville	59 44				
						334	H Evansville	57 45				
						338	H Eastern Ill.	60 42				
LAST 12 Division I GAMES:												
91	A Missouri St.	41 75	93	H UNI	45 61							
133	H Southern Ill.	58 62	313	A Illinois St.	62 73							
334	H Evansville	57 45	334	A Evansville	59 44							
171	A Loyola Chicago	74 71	133	A Southern Ill.	64 76							
302	A Bradley	68 59	302	H Bradley	59 37							
109	H Drake	68 53	171	H Loyola Chicago	62 48							

Non-Div I Games:

Indiana St.

Average RPI Win:	242	WON-LOST	WINNING	LAST 10	STRENGTH OF	OPP. STRENGTH	TEAM	ADJ.	CONF.	ADJ CONF.
Average RPI Loss:	114	RECORD	PCT. RANK	GAMES	SCHEDULE	OF SCHEDULE	RPI	RPI	RPI	RPI
DIV. I ONLY	21- 11	80	8- 2	216	189	116	116	23	23	
DIV. I NON-CONF.	4- 7	222	0- 0	137	36	183	183	22	22	
TOTALS	RPI 1-25	RPI 26-50	W-L RECORDS	RPI 51-100	RPI 101-150	RPI 150+				
21- 11	0- 0	0- 1	OVERALL	0- 5	1- 1	20- 4				
11- 2	0- 0	0- 0	HOME	0- 2	0- 0	11- 0				
9- 7	0- 0	0- 1	AWAY	0- 2	1- 1	8- 3				
1- 2	0- 0	0- 0	NEUTRAL	0- 1	0- 0	1- 1				
4- 7	0- 0	0- 1	NON-CONFERENCE	0- 3	1- 1	3- 2				
2- 1	0- 0	0- 0	HOME	0- 1	0- 0	2- 0				
1- 4	0- 0	0- 1	AWAY	0- 1	1- 1	0- 1				
1- 2	0- 0	0- 0	NEUTRAL	0- 1	0- 0	1- 1				
17- 4	0- 0	0- 0	CONFERENCE	0- 2	0- 0	17- 2				
9- 1	0- 0	0- 0	HOME	0- 1	0- 0	9- 0				
8- 3	0- 0	0- 0	AWAY	0- 1	0- 0	8- 2				
0- 0	0- 0	0- 0	NEUTRAL	0- 0	0- 0	0- 0				

RPI 1-25			RPI 26-50			RPI 51-100			RPI 101+			Team's RPI: 116			
RPI	S	Opponent	Score	RPI	S	Opponent	Score	RPI	S	Opponent	Score	RPI	S	Opponent	Score
39	A	George Washington	65 70	52	A	Rutgers	33 58	113	A	Saint Joseph's	81 75				
				56	N	Southern California	56 76	147	A	North Carolina	52 64				
				69	H	VCU	58 74	155	N	Yale	48 63				
				83	A	Quinnipiac	61 62	161	A	Stony Brook	53 58				
				83	H	Quinnipiac	53 69	166	H	ETSU	56 50				
								168	A	Marist	61 62				
								168	H	Marist	69 49				
								186	A	Fairfield	56 46				
								186	H	Fairfield	69 53				
								222	A	Canisius	79 76				
								222	H	Canisius	79 56				
								233	A	Siena	64 47				
								233	A	Siena	64 51				
								233	H	Siena	63 51				
								239	H	North Texas	62 51				
								242	A	Manhattan	56 63				
								242	H	Manhattan	67 56				
								256	A	Monmouth	64 49				
								256	H	Monmouth	68 56				
								283	A	Rider	67 48				
								283	H	Rider	59 46				
								289	A	Niagara	73 52				
								289	H	Niagara	73 46				
								314	N	Fairleigh Dickinson	77 54				
								339	A	Saint Peter's	65 51				
								339	H	Saint Peter's	64 50				
LAST 12 Division I GAMES:															
233	A	Siena	64 47	233	A	Siena	64 51								
83	H	Quinnipiac	53 69	283	A	Rider	67 48								
186	H	Fairfield	69 53	256	H	Monmouth	68 56								
339	H	Saint Peter's	64 50	222	A	Canisius	79 76								
233	H	Siena	63 51	289	A	Niagara	73 52								
83	A	Quinnipiac	61 62	256	A	Monmouth	64 49								

Non-Div I Games:

Iona

■ Loss,
 ■ Non-Conf,
 ■ S Site,
 ■ Home
 ■ A Away
 N Neutral

Average RPI Win:	132	WON-LOST	WINNING	LAST 10	STRENGTH OF	OPP. STRENGTH	TEAM	ADJ.	CONF.	ADJ CONF.
Average RPI Loss:	57	RECORD	PCT. RANK	GAMES	SCHEDULE	OF SCHEDULE	RPI	RPI	RPI	RPI
DIV. I ONLY	19- 13	120	4- 6	23	54	59	59	5	5	
DIV. I NON-CONF.	10- 2	33	0- 0	69	193	26	26	4	4	
TOTALS	RPI 1-25	RPI 26-50	W-L RECORDS	RPI 51-100	RPI 101-150	RPI 150+				
19- 13	0- 5	1- 2	OVERALL	7- 3	5- 3	6- 0				
11- 4	0- 3	1- 0	HOME	4- 0	2- 1	4- 0				
5- 7	0- 1	0- 1	AWAY	2- 3	2- 2	1- 0				
3- 2	0- 1	0- 1	NEUTRAL	1- 0	1- 0	1- 0				
10- 2	0- 0	0- 1	NON-CONFERENCE	2- 0	4- 1	4- 0				
6- 0	0- 0	0- 0	HOME	1- 0	2- 0	3- 0				
2- 1	0- 0	0- 0	AWAY	1- 0	1- 1	0- 0				
2- 1	0- 0	0- 1	NEUTRAL	0- 0	1- 0	1- 0				
9- 11	0- 5	1- 1	CONFERENCE	5- 3	1- 2	2- 0				
5- 4	0- 3	1- 0	HOME	3- 0	0- 1	1- 0				
3- 6	0- 1	0- 1	AWAY	1- 3	1- 1	1- 0				
1- 1	0- 1	0- 0	NEUTRAL	1- 0	0- 0	0- 0				

RPI 1-25				RPI 26-50				RPI 51-100				RPI 101+			
RPI	S	Opponent	Score	RPI	S	Opponent	Score	RPI	S	Opponent	Score	RPI	S	Opponent	Score
5	H	Ohio St.	81 98	39	N	George Washington	77 81	52	H	Rutgers	69 65	103	H	UT Martin	62 56
11	H	Maryland	56 76	45	A	Indiana	74 79	63	A	Purdue	73 90	104	A	Northwestern	79 64
11	N	Maryland	55 75	45	H	Indiana	76 73	63	H	Purdue	63 55	106	A	Virginia	85 73
17	A	Michigan St.	73 80					73	A	Michigan	75 82	107	N	Wright St.	83 77
17	H	Michigan St.	69 74					73	H	Michigan	85 69	109	H	Drake	89 76
								73	N	Michigan	97 85	125	A	Iowa St.	66 69
								77	A	Minnesota	76 78	130	A	Penn St.	68 81
								93	A	UNI	80 65	130	H	Penn St.	69 82
								98	A	Nebraska	74 68	176	H	Illinois	61 56
								100	H	North Dakota	83 61	194	A	Wisconsin	57 54
												206	H	Robert Morris	69 50
												221	H	Western Ill.	96 81
												285	N	Houston	64 50
												302	H	Bradley	60 53
LAST 12 Division I GAMES:															
		11 N Maryland	55 75			77 A Minnesota	76 78								
		73 N Michigan	97 85			5 H Ohio St.	81 98								
		176 H Illinois	61 56			17 H Michigan St.	69 74								
		130 A Penn St.	68 81			45 A Indiana	74 79								
		45 H Indiana	76 73			104 A Northwestern	79 64								
		63 H Purdue	63 55			73 H Michigan	85 69								

Non-Div I Games:

Iowa

■ Loss,
■ Non-Conf,
■ S Site,
■ H Home
■ A Away
N Neutral

Average RPI Win:	179	WON-LOST	WINNING	LAST 10	STRENGTH OF	OPP. STRENGTH	TEAM	ADJ.	CONF.	ADJ CONF.
Average RPI Loss:	57	RECORD	PCT. RANK	GAMES	SCHEDULE	OF SCHEDULE	RPI	RPI	RPI	RPI
DIV. I ONLY	13- 17	214	2- 8	46	35	125	125	2	2	
DIV. I NON-CONF.	8- 3	77	0- 0	191	214	111	111	3	3	
TOTALS	RPI 1-25	RPI 26-50	W-L RECORDS	RPI 51-100	RPI 101-150	RPI 150+				
13- 17	1- 5	1- 6	OVERALL	2- 0	1- 6	8- 0				
9- 6	1- 2	0- 3	HOME	1- 0	1- 1	6- 0				
3- 8	0- 3	1- 2	AWAY	1- 0	0- 3	1- 0				
1- 3	0- 0	0- 1	NEUTRAL	0- 0	0- 2	1- 0				
8- 3	0- 0	0- 1	NON-CONFERENCE	2- 0	0- 2	6- 0				
6- 0	0- 0	0- 0	HOME	1- 0	0- 0	5- 0				
1- 1	0- 0	0- 0	AWAY	1- 0	0- 1	0- 0				
1- 2	0- 0	0- 1	NEUTRAL	0- 0	0- 1	1- 0				
5- 14	1- 5	1- 5	CONFERENCE	0- 0	1- 4	2- 0				
3- 6	1- 2	0- 3	HOME	0- 0	1- 1	1- 0				
2- 7	0- 3	1- 2	AWAY	0- 0	0- 2	1- 0				
0- 1	0- 0	0- 0	NEUTRAL	0- 0	0- 1	0- 0				

RPI S	Opponent	Score	RPI S	Opponent	Score	RPI S	Opponent	Score	RPI S	Opponent	Score	Team's RPI: 125
2	A Baylor	41 78	26	A West Virginia	47 57	59	H Iowa	69 66	101	A TCU	69 79	
2	H Baylor	61 77	26	H West Virginia	57 82	93	A UNI	84 75	101	H TCU	62 72	
6	A Texas	54 75	32	A Oklahoma	54 85				109	A Drake	70 74	
6	H Texas	49 65	32	H Oklahoma	71 77				136	N Idaho	65 97	
23	A Oklahoma St.	76 79	42	A Kansas St.	84 79				138	A Texas Tech	66 69	
23	H Oklahoma St.	49 42	42	H Kansas St.	53 68				138	H Texas Tech	77 48	
			48	N Duke	48 86				138	N Texas Tech	84 89	
									165	H Southern U.	86 46	
									203	H Hampton	95 59	
									217	A Kansas	63 53	
									217	H Kansas	65 49	
									235	N Texas St.	83 61	
									292	H Alcorn	91 41	
									308	H Northern Ariz.	79 63	
									331	H Ark.-Pine Bluff	70 41	
LAST 12 Division I GAMES:												
138	N Texas Tech	84 89	101	A TCU	69 79							
26	H West Virginia	57 82	26	A West Virginia	47 57							
32	A Oklahoma	54 85	6	H Texas	49 65							
42	H Kansas St.	53 68	217	A Kansas	63 53							
2	A Baylor	41 78	32	H Oklahoma	71 77							
138	H Texas Tech	77 48	101	H TCU	62 72							

Non-Div I Games:

Iowa St.

■ Loss,
■ Non-Conf,
■ S Site,
■ Home
■ A Away
N Neutral

Average RPI Win:	311	WON-LOST	WINNING	LAST 10	STRENGTH OF	OPP. STRENGTH	TEAM	ADJ.	CONF.	ADJ CONF.
Average RPI Loss:	219	RECORD	PCT. RANK	GAMES	SCHEDULE	OF SCHEDULE	RPI	RPI	RPI	RPI
DIV. I ONLY	10- 15	234	4- 6	346	343	311	311	31	31	
DIV. I NON-CONF.	3- 5	218	0- 0	332	233	293	293	31	31	
TOTALS	RPI 1-25	RPI 26-50	W-L RECORDS	RPI 51-100	RPI 101-150	RPI 150+				
10- 15	0- 1	0- 0	OVERALL	0- 1	0- 1	10- 12				
6- 6	0- 0	0- 0	HOME	0- 0	0- 0	6- 6				
4- 9	0- 1	0- 0	AWAY	0- 1	0- 1	4- 6				
0- 0	0- 0	0- 0	NEUTRAL	0- 0	0- 0	0- 0				
3- 5	0- 1	0- 0	NON-CONFERENCE	0- 1	0- 1	3- 2				
2- 1	0- 0	0- 0	HOME	0- 0	0- 0	2- 1				
1- 4	0- 1	0- 0	AWAY	0- 1	0- 1	1- 1				
0- 0	0- 0	0- 0	NEUTRAL	0- 0	0- 0	0- 0				
7- 10	0- 0	0- 0	CONFERENCE	0- 0	0- 0	7- 10				
4- 5	0- 0	0- 0	HOME	0- 0	0- 0	4- 5				
3- 5	0- 0	0- 0	AWAY	0- 0	0- 0	3- 5				
0- 0	0- 0	0- 0	NEUTRAL	0- 0	0- 0	0- 0				

RPI 1-25				RPI 26-50				RPI 51-100				RPI 101+ Team's RPI: 311			
RPI	S	Opponent	Score	RPI	S	Opponent	Score	RPI	S	Opponent	Score	RPI	S	Opponent	Score
12	A	Kentucky	24 92					80	A	Tulane	49 92	117	A	Northwestern St.	54 59
												165	A	Southern U.	57 84
												165	H	Southern U.	57 66
												188	A	Grambling	61 75
												188	H	Grambling	58 79
												248	A	Texas Southern	47 66
												248	H	Texas Southern	36 62
												260	A	Alabama St.	57 63
												260	H	Alabama St.	70 69
												281	A	Prairie View	77 67
												281	H	Prairie View	52 62
												292	A	Alcorn	73 66
												292	H	Alcorn	79 65
												295	H	Jacksonville St.	71 65
												312	A	Southeastern La.	79 72
												331	A	Ark.-Pine Bluff	66 71
												331	H	Ark.-Pine Bluff	59 66
												332	A	New Orleans	68 85
												335	H	Lipscomb	53 52
												340	H	Chicago St.	59 76
												346	H	Alabama A&M	59 58
												349	A	Mississippi Val.	72 46
												349	H	Mississippi Val.	70 43
LAST 12 Division I GAMES:															
260	A	Alabama St.	57 63	165	H	Southern U.	57 66	292	H	Alcorn	79 65	331	A	Ark.-Pine Bluff	66 71
331	H	Ark.-Pine Bluff	59 66	349	A	Mississippi Val.	70 43	349	A	Mississippi Val.	72 46	188	A	Grambling	61 75
349	H	Mississippi Val.	70 43	281	A	Prairie View	77 67	281	H	Grambling	58 79	248	A	Texas Southern	47 66
188	A	Grambling	61 75	248	A	Texas Southern	47 66	281	H	Prairie View	52 62				

Non-Div I Games: Fisk 78 58 Blue Mountain 74 52 Mobile 100 57

Jackson St.

Loss, Non-Conf, S Site, H Home A Away N Neutral

Jacksonville

Through Games Of March 4, 2016

Average RPI Win:	287	WON-LOST	WINNING	LAST 10	STRENGTH OF	OPP. STRENGTH	TEAM	ADJ.	CONF.	ADJ CONF.
Average RPI Loss:	119	RECORD	PCT. RANK	GAMES	SCHEDULE	OF SCHEDULE	RPI	RPI	RPI	RPI
DIV. I ONLY	18- 10	89	7- 3	296	267	149	149	29	29	
DIV. I NON-CONF.	6- 7	176	0- 0	234	195	190	190	28	28	
TOTALS	RPI 1-25	RPI 26-50	W-L RECORDS	RPI 51-100	RPI 101-150	RPI 150+				
18- 10	0- 3	0- 0	OVERALL	0- 2	0- 2	18- 3				
11- 1	0- 0	0- 0	HOME	0- 1	0- 0	11- 0				
6- 8	0- 2	0- 0	AWAY	0- 0	0- 1	6- 0				
1- 1	0- 0	0- 0	NEUTRAL	0- 0	0- 0	1- 1				
6- 7	0- 3	0- 0	NON-CONFERENCE	0- 0	0- 2	6- 2				
4- 0	0- 0	0- 0	HOME	0- 0	0- 0	4- 0				
1- 6	0- 3	0- 0	AWAY	0- 0	0- 2	1- 1				
1- 1	0- 0	0- 0	NEUTRAL	0- 0	0- 0	1- 1				
12- 3	0- 0	0- 0	CONFERENCE	0- 2	0- 0	12- 1				
7- 1	0- 0	0- 0	HOME	0- 1	0- 0	7- 0				
5- 2	0- 0	0- 0	AWAY	0- 1	0- 0	5- 1				
0- 0	0- 0	0- 0	NEUTRAL	0- 0	0- 0	0- 0				

RPI 1-25				RPI 26-50				RPI 51-100				RPI 101+ Team's RPI: 149			
RPI	S	Opponent	Score	RPI	S	Opponent	Score	RPI	S	Opponent	Score	RPI	S	Opponent	Score
14	A	Syracuse	49 65					68	A	FGCU	39 58	139	A	UT Arlington	54 56
15	A	Florida St.	60 77					68	H	FGCU	55 59	140	A	Wake Forest	51 57
25	A	South Fla.	52 74									193	A	Stetson	61 66
												193	H	Stetson	69 49
												209	A	USC Upstate	49 43
												209	H	USC Upstate	75 69
												215	N	Dartmouth	51 44
												245	A	Bethune-Cookman	63 53
												255	N	Bowling Green	69 72
												262	H	Murray St.	79 54
												270	A	UNCW	49 51
												286	A	Kennesaw St.	67 42
												286	H	Kennesaw St.	78 63
												291	H	Savannah St.	65 52
												309	H	South Carolina St.	79 47
												310	H	FIU	80 44
												327	A	North Florida	73 39
												327	H	North Florida	65 51
												335	A	Lipscomb	76 55
												335	H	Lipscomb	81 51
												335	H	Lipscomb	80 51
												344	A	NJIT	65 36
												344	H	NJIT	68 37
LAST 12 Division I GAMES:															
335	H	Lipscomb	80 51	68	H	FGCU	55 59	193	A	Stetson	61 66				
327	H	North Florida	65 51	68	A	FGCU	39 58	193	H	Stetson	69 49				
209	H	USC Upstate	75 69	344	A	NJIT	65 36	209	A	USC Upstate	49 43				
344	H	NJIT	68 37												
335	A	Lipscomb	76 55												
286	A	Kennesaw St.	67 42												

Non-Div I Games: Edward Waters 90 51 Thomas (GA) 88 50

Jacksonville

Loss, Non-Conf, S Site, H Home A Away N Neutral

Average RPI Win:	276	WON-LOST	WINNING	LAST 10	STRENGTH OF	OPP. STRENGTH	TEAM	ADJ.	CONF.	ADJ CONF.
Average RPI Loss:	197	RECORD	PCT. RANK	GAMES	SCHEDULE	OF SCHEDULE	RPI	RPI	RPI	RPI
DIV. I ONLY	9- 18	265	3- 7	301	299	295	295	24	24	
DIV. I NON-CONF.	4- 7	222	0- 0	282	336	269	269	24	24	
TOTALS	RPI 1-25	RPI 26-50	W-L RECORDS	RPI 51-100	RPI 101-150	RPI 150+				
9- 18	0- 0	0- 0	OVERALL	0- 3	0- 5	9- 10				
6- 6	0- 0	0- 0	HOME	0- 1	0- 3	6- 2				
3- 12	0- 0	0- 0	AWAY	0- 2	0- 2	3- 8				
0- 0	0- 0	0- 0	NEUTRAL	0- 0	0- 0	0- 0				
4- 7	0- 0	0- 0	NON-CONFERENCE	0- 1	0- 3	4- 3				
3- 1	0- 0	0- 0	HOME	0- 0	0- 1	3- 0				
1- 6	0- 0	0- 0	AWAY	0- 1	0- 2	1- 3				
0- 0	0- 0	0- 0	NEUTRAL	0- 0	0- 0	0- 0				
5- 11	0- 0	0- 0	CONFERENCE	0- 2	0- 2	5- 7				
3- 5	0- 0	0- 0	HOME	0- 1	0- 2	3- 2				
2- 6	0- 0	0- 0	AWAY	0- 1	0- 0	2- 5				
0- 0	0- 0	0- 0	NEUTRAL	0- 0	0- 0	0- 0				

RPI 1-25				RPI 26-50				RPI 51-100				RPI 101+ Team's RPI: 295					
RPI	S	Opponent	Score	RPI	S	Opponent	Score	RPI	S	Opponent	Score	RPI	S	Opponent	Score		
								63	A	Purdue	48	67	102	A	Memphis	55	70
								86	A	Belmont	42	56	103	H	UT Martin	53	63
								86	H	Belmont	32	44	111	A	Mercer	39	46
													112	H	Samford	39	50
													145	H	SIUE	57	62
													178	A	Eastern Ky.	56	54
													178	H	Eastern Ky.	50	76
													232	A	Southeast Mo. St.	47	61
													257	A	Tennessee St.	40	50
													257	H	Tennessee St.	69	55
													262	A	Murray St.	74	71
													269	A	Austin Peay	59	61
													278	A	Tennessee Tech	49	51
													278	H	Tennessee Tech	55	46
													286	H	Kennesaw St.	61	52
													291	H	Savannah St.	50	35
													292	H	Alcorn	67	65
													294	A	Ga. Southern	56	60
													303	A	Nicholls St.	63	49
													305	A	Morehead St.	63	67
													305	H	Morehead St.	66	70
													306	A	Wofford	54	66
													311	A	Jackson St.	65	71
													338	H	Eastern Ill.	60	52
LAST 12 Division I GAMES:																	
305	H	Morehead St.	66	70	257	H	Tennessee St.	69	55								
257	A	Tennessee St.	40	50	178	A	Eastern Ky.	56	54								
178	H	Eastern Ky.	50	76	305	A	Morehead St.	63	67								
278	A	Tennessee Tech	49	51	86	H	Belmont	32	44								
86	A	Belmont	42	56	103	H	UT Martin	53	63								
278	H	Tennessee Tech	55	46	232	A	Southeast Mo. St.	47	61								

Non-Div I Games: Tuskegee 74 47

Jacksonville St.

■ Loss,
 ■ Non-Conf,
 ■ S Site,
 ■ Home
 ■ A Away
 N Neutral

Average RPI Win:	183	WON-LOST	WINNING	LAST 10	STRENGTH OF	OPP. STRENGTH	TEAM	ADJ.	CONF.	ADJ CONF.
Average RPI Loss:	54	RECORD	PCT. RANK	GAMES	SCHEDULE	OF SCHEDULE	RPI	RPI	RPI	RPI
DIV. I ONLY	23- 5	22	10- 0	112	105	35	35	13	13	
DIV. I NON-CONF.	7- 4	110	0- 0	97	49	86	86	10	10	
TOTALS	RPI 1-25	RPI 26-50	W-L RECORDS	RPI 51-100	RPI 101-150	RPI 150+				
23- 5	0- 2	0- 2	OVERALL	6- 0	1- 0	16- 1				
14- 0	0- 0	0- 0	HOME	3- 0	1- 0	10- 0				
9- 3	0- 1	0- 1	AWAY	3- 0	0- 0	6- 1				
0- 2	0- 1	0- 1	NEUTRAL	0- 0	0- 0	0- 0				
7- 4	0- 2	0- 2	NON-CONFERENCE	0- 0	1- 0	6- 0				
5- 0	0- 0	0- 0	HOME	0- 0	1- 0	4- 0				
2- 2	0- 1	0- 1	AWAY	0- 0	0- 0	2- 0				
0- 2	0- 1	0- 1	NEUTRAL	0- 0	0- 0	0- 0				
16- 1	0- 0	0- 0	CONFERENCE	6- 0	0- 0	10- 1				
9- 0	0- 0	0- 0	HOME	3- 0	0- 0	6- 0				
7- 1	0- 0	0- 0	AWAY	3- 0	0- 0	4- 1				
0- 0	0- 0	0- 0	NEUTRAL	0- 0	0- 0	0- 0				

RPI 1-25				RPI 26-50				Team's RPI: 35	RPI 51-100				RPI 101+			
RPI	S	Opponent	Score	RPI	S	Opponent	Score		RPI	S	Opponent	Score	RPI	S	Opponent	Score
2	N	Baylor	63 77	26	N	West Virginia	62 69		66	A	Hofstra	71 54	118	H	Liberty	72 56
8	A	UCLA	61 90	34	A	St. Bonaventure	45 56		66	H	Hofstra	57 42	160	A	Northeastern	61 52
									78	A	Drexel	59 55	160	H	Northeastern	85 62
									78	H	Drexel	67 56	163	A	Delaware	65 43
									88	A	Elon	81 76	163	H	Delaware	75 55
									88	H	Elon	73 72	184	H	Davidson	87 45
													195	A	Richmond	73 47
													201	A	William & Mary	59 65
													201	H	William & Mary	83 63
													203	A	Hampton	68 56
													227	H	Col. of Charleston	83 61
													252	H	Morgan St.	92 31
													270	A	UNCW	77 41
													270	H	UNCW	60 40
													273	H	American	74 45
													290	A	Towson	64 57
													290	H	Towson	61 45
													316	H	Longwood	88 30
LAST 12 Division I GAMES:																
163	A	Delaware	65 43	78	A	Drexel	59 55									
88	H	Elon	73 72	160	A	Northeastern	61 52									
270	A	UNCW	77 41	66	A	Hofstra	71 54									
290	H	Towson	61 45	270	H	UNCW	60 40									
201	H	William & Mary	83 63	163	H	Delaware	75 55									
66	H	Hofstra	57 42	290	A	Towson	64 57									

Non-Div I Games:

James Madison

■ Loss,
 ■ Non-Conf, S Site,
 ■ Home
 ■ Away
 N Neutral

Kansas

Through Games Of March 4, 2016

Average RPI Win:	177	WON-LOST	WINNING	LAST 10	STRENGTH OF	OPP. STRENGTH	TEAM	ADJ.	CONF.	ADJ CONF.
Average RPI Loss:	79	RECORD	PCT. RANK	GAMES	SCHEDULE	OF SCHEDULE	RPI	RPI	RPI	RPI
DIV. I ONLY	6- 24	312	1- 9	35	31	217	217	2	2	
DIV. I NON-CONF.	5- 6	180	0- 0	214	182	242	242	3	3	
TOTALS	RPI 1-25	RPI 26-50	W-L RECORDS	RPI 51-100	RPI 101-150	RPI 150+				
6- 24	0- 6	0- 6	OVERALL	0- 2	3- 8	3- 2				
4- 13	0- 3	0- 3	HOME	0- 2	2- 4	2- 1				
0- 11	0- 3	0- 3	AWAY	0- 0	0- 4	0- 1				
2- 0	0- 0	0- 0	NEUTRAL	0- 0	1- 0	1- 0				
5- 6	0- 0	0- 0	NON-CONFERENCE	0- 2	2- 2	3- 2				
4- 4	0- 0	0- 0	HOME	0- 2	2- 1	2- 1				
0- 2	0- 0	0- 0	AWAY	0- 0	0- 1	0- 1				
1- 0	0- 0	0- 0	NEUTRAL	0- 0	0- 0	1- 0				
1- 18	0- 6	0- 6	CONFERENCE	0- 0	1- 6	0- 0				
0- 9	0- 3	0- 3	HOME	0- 0	0- 3	0- 0				
0- 9	0- 3	0- 3	AWAY	0- 0	0- 3	0- 0				
1- 0	0- 0	0- 0	NEUTRAL	0- 0	1- 0	0- 0				

RPI 1-25				RPI 26-50				RPI 51-100				RPI 101+ Team's RPI: 217			
RPI	S	Opponent	Score	RPI	S	Opponent	Score	RPI	S	Opponent	Score	RPI	S	Opponent	Score
2	A	Baylor	49 81	26	A	West Virginia	35 72	57	H	St. John's (NY)	71 86	101	A	TCU	52 55
2	H	Baylor	40 58	26	H	West Virginia	45 65	95	H	Washington St.	53 66	101	H	TCU	44 70
6	A	Texas	46 70	32	A	Oklahoma	44 67					101	N	TCU	81 64
6	H	Texas	38 75	32	H	Oklahoma	66 72					102	H	Memphis	72 63
23	A	Oklahoma St.	49 71	42	A	Kansas St.	67 81					120	A	Arizona	52 67
23	H	Oklahoma St.	46 74	42	H	Kansas St.	46 59					125	A	Iowa St.	49 65
												125	H	Iowa St.	53 63
												128	H	Creighton	67 54
												138	A	Texas Tech	44 54
												138	H	Texas Tech	58 69
												144	H	Oral Roberts	63 70
												187	A	SMU	64 73
												234	H	Navy	61 54
												248	H	Texas Southern	72 65
												249	N	Northern Ill.	66 58
												299	H	UMKC	44 47
LAST 12 Division I GAMES:															
				101	N	TCU	81 64	42	A	Kansas St.	67 81				
				101	A	TCU	52 55	2	A	Baylor	49 81				
				138	H	Texas Tech	58 69	125	H	Iowa St.	53 63				
				23	A	Oklahoma St.	49 71	138	A	Texas Tech	44 54				
				32	H	Oklahoma	66 72	6	A	Texas	46 70				
				101	H	TCU	44 70	23	H	Oklahoma St.	46 74				

Average RPI Win:	155	WON-LOST	WINNING	LAST 10	STRENGTH OF	OPP. STRENGTH	TEAM	ADJ.	CONF.	ADJ CONF.
Average RPI Loss:	32	RECORD	PCT. RANK	GAMES	SCHEDULE	OF SCHEDULE	RPI	RPI	RPI	RPI
DIV. I ONLY	18- 11	103	4- 6	12	58	42	42	2	2	
DIV. I NON-CONF.	10- 1	19	0- 0	53	268	11	11	3	3	
TOTALS	RPI 1-25	RPI 26-50	W-L RECORDS	RPI 51-100	RPI 101-150	RPI 150+				
18- 11	1- 6	1- 3	OVERALL	2- 0	5- 2	9- 0				
13- 4	1- 2	1- 1	HOME	2- 0	3- 1	6- 0				
5- 7	0- 4	0- 2	AWAY	0- 0	2- 1	3- 0				
0- 0	0- 0	0- 0	NEUTRAL	0- 0	0- 0	0- 0				
10- 1	0- 1	0- 0	NON-CONFERENCE	2- 0	1- 0	7- 0				
8- 0	0- 0	0- 0	HOME	2- 0	1- 0	5- 0				
2- 1	0- 1	0- 0	AWAY	0- 0	0- 0	2- 0				
0- 0	0- 0	0- 0	NEUTRAL	0- 0	0- 0	0- 0				
8- 10	1- 5	1- 3	CONFERENCE	0- 0	4- 2	2- 0				
5- 4	1- 2	1- 1	HOME	0- 0	2- 1	1- 0				
3- 6	0- 3	0- 2	AWAY	0- 0	2- 1	1- 0				
0- 0	0- 0	0- 0	NEUTRAL	0- 0	0- 0	0- 0				

RPI 1-25				RPI 26-50				Team's RPI: 42	RPI 51-100				RPI 101+			
RPI	S	Opponent	Score	RPI	S	Opponent	Score		RPI	S	Opponent	Score	RPI	S	Opponent	Score
2	A	Baylor	52 87	26	A	West Virginia	44 64		58	H	South Dakota	84 81	101	A	TCU	73 87
2	H	Baylor	52 63	26	H	West Virginia	53 72		74	H	Abilene Christian	76 45	101	H	TCU	58 49
3	A	UConn	57 97	32	A	Oklahoma	58 68						125	A	Iowa St.	68 53
6	A	Texas	51 58	32	H	Oklahoma	87 71						125	H	Iowa St.	79 84
6	H	Texas	51 66										138	A	Texas Tech	65 53
23	A	Oklahoma St.	51 59										138	H	Texas Tech	65 53
23	H	Oklahoma St.	47 44										139	H	UT Arlington	61 41
													165	H	Southern U.	59 47
													177	H	Fla. Atlantic	102 53
													180	A	Tulsa	75 67
													212	H	UTRGV	61 43
													217	A	Kansas	59 46
													217	H	Kansas	81 67
													221	H	Western Ill.	84 45
													224	H	Sam Houston St.	78 50
													340	A	Chicago St.	63 54
LAST 12 Division I GAMES:																
23	A	Oklahoma St.	51 59	32	H	Oklahoma	87 71									
2	H	Baylor	52 63	26	A	West Virginia	44 64									
125	A	Iowa St.	68 53	2	A	Baylor	52 87									
138	H	Texas Tech	65 53	6	H	Texas	51 66									
6	A	Texas	51 58	138	A	Texas Tech	65 53									
217	H	Kansas	81 67	217	A	Kansas	59 46									

Non-Div I Games:

Kansas St.

REINDEER BOY				THROUGH GAMES OF MARCH 17, 2010						
Average RPI Win:	314	WON-LOST	WINNING	LAST 10	STRENGTH OF	OPP. STRENGTH	TEAM	ADJ.	CONF.	ADJ CONF.
Average RPI Loss:	180	RECORD	PCT. RANK	GAMES	SCHEDULE	OF SCHEDULE	RPI	RPI	RPI	RPI
DIV. I ONLY	10- 19	262	4- 6	282	319	286	286	29	29	
DIV. I NON-CONF.	4- 10	253	0- 0	269	331	308	308	28	28	

TOTALS	RPI 1-25		RPI 26-50	W-L RECORDS	RPI 51-100	RPI 101-150		RPI 150+		
10- 19	0- 1		0- 1	OVERALL	0- 2	0- 3		10- 12		
7- 6	0- 0		0- 0	HOME	0- 1	0- 2		7- 3		
3- 13	0- 1		0- 1	AWAY	0- 1	0- 1		3- 9		
0- 0	0- 0		0- 0	NEUTRAL	0- 0	0- 0		0- 0		
4- 10	0- 1		0- 1	NON-CONFERENCE	0- 0	0- 1		4- 7		
4- 2	0- 0		0- 0	HOME	0- 0	0- 1		4- 1		
0- 8	0- 1		0- 1	AWAY	0- 0	0- 0		0- 6		
0- 0	0- 0		0- 0	NEUTRAL	0- 0	0- 0		0- 0		
6- 9	0- 0		0- 0	CONFERENCE	0- 2	0- 2		6- 5		
3- 4	0- 0		0- 0	HOME	0- 1	0- 1		3- 2		
3- 5	0- 0		0- 0	AWAY	0- 1	0- 1		3- 3		
0- 0	0- 0		0- 0	NEUTRAL	0- 0	0- 0		0- 0		

RPI 1-25					
RPI	S	Opponent	Score		
24	A	Florida	57	84	
RPI 26-50					
RPI	S	Opponent	Score		
36	A	Georgia	34	89	
RPI 51-100					
RPI	S	Opponent	Score		
68	A	FGCU	41	63	
68	H	FGCU	47	78	
RPI 101+					
RPI	S	Opponent	Score		
111	H	Mercer	61	72	
149	A	Jacksonville	63	78	
149	H	Jacksonville	42	67	
157	A	Xavier	59	62	
189	A	Gardner-Webb	56	70	
193	A	Stetson	62	77	
193	A	Stetson	56	74	
193	H	Stetson	54	57	
209	A	USC Upstate	57	66	
209	H	USC Upstate	53	61	
226	H	Presbyterian	49	47	
269	H	Austin Peay	73	65	
271	H	Georgia St.	62	66	
295	A	Jacksonville St.	52	61	
296	A	Florida A&M	67	69	
300	H	Western Caro.	65	53	
305	A	Morehead St.	77	83	
306	A	Wofford	59	70	
327	A	North Florida	70	55	
327	H	North Florida	76	54	
332	H	New Orleans	60	53	
335	A	Lipscomb	68	64	
335	H	Lipscomb	55	54	
344	A	NJIT	82	77	
344	H	NJIT	64	48	
Team's RPI: 286					
LAST 12 Division I GAMES:					
193	A	Stetson	56	74	
335	A	Lipscomb	68	64	
193	A	Stetson	62	77	
68	A	FGCU	41	63	
327	H	North Florida	76	54	
149	H	Jacksonville	42	67	
209	H	USC Upstate	53	61	
344	A	NJIT	82	77	
209	A	USC Upstate	57	66	
344	H	NJIT	64	48	
68	H	FGCU	47	78	
193	H	Stetson	54	57	

Non-Div I Games:	Thomas (GA)	70	41
------------------	-------------	----	----

Kennesaw St.

Loss, Non-Conf, S Site, H Home A Away N Neutral

Average RPI Win:	245	WON-LOST	WINNING	LAST 10	STRENGTH OF	OPP. STRENGTH	TEAM	ADJ.	CONF.	ADJ CONF.
Average RPI Loss:	157	RECORD	PCT. RANK	GAMES	SCHEDULE	OF SCHEDULE	RPI	RPI	RPI	RPI
DIV. I ONLY	5- 21	315	3- 7	218	162	321	321	11	11	
DIV. I NON-CONF.	2- 7	280	0- 0	329	267	344	344	13	13	
TOTALS	RPI 1-25	RPI 26-50	W-L RECORDS	RPI 51-100	RPI 101-150	RPI 150+				
5- 21	0- 0	0- 2	OVERALL	1- 5	0- 7	4- 7				
5- 10	0- 0	0- 1	HOME	1- 2	0- 4	4- 3				
0- 11	0- 0	0- 1	AWAY	0- 3	0- 3	0- 4				
0- 0	0- 0	0- 0	NEUTRAL	0- 0	0- 0	0- 0				
2- 7	0- 0	0- 0	NON-CONFERENCE	0- 1	0- 2	2- 4				
2- 4	0- 0	0- 0	HOME	0- 1	0- 1	2- 2				
0- 3	0- 0	0- 0	AWAY	0- 0	0- 1	0- 2				
0- 0	0- 0	0- 0	NEUTRAL	0- 0	0- 0	0- 0				
3- 14	0- 0	0- 2	CONFERENCE	1- 4	0- 5	2- 3				
3- 6	0- 0	0- 1	HOME	1- 1	0- 3	2- 1				
0- 8	0- 0	0- 1	AWAY	0- 3	0- 2	0- 2				
0- 0	0- 0	0- 0	NEUTRAL	0- 0	0- 0	0- 0				

RPI S	Opponent	Score	RPI S	Opponent	Score	RPI S	Opponent	Score	RPI S	Opponent	Score	Team's RPI: 321
			41 A	Ohio	52 86	64 H	Ball St.	59 50	107 H	Wright St.	68 73	
			41 H	Ohio	54 93	75 A	Central Mich.	61 81	123 A	Akron	66 78	
						77 H	Minnesota	73 85	123 H	Akron	60 70	
						84 A	Eastern Mich.	51 72	127 H	Buffalo	66 77	
						97 A	Toledo	67 73	129 A	Youngstown St.	61 91	
						97 H	Toledo	64 67	143 A	Western Mich.	52 73	
									143 H	Western Mich.	53 65	
									208 H	Brown	57 62	
									249 H	Northern Ill.	95 85	
									255 A	Bowling Green	49 71	
									255 H	Bowling Green	55 65	
									272 H	Cleveland St.	49 60	
									284 A	Miami (OH)	52 55	
									284 H	Miami (OH)	59 53	
									301 H	Colgate	76 71	
									302 A	Bradley	60 68	
									315 A	IPFW	68 86	
									325 H	North Dakota St.	75 54	
LAST 12 Division I GAMES:												
284 H	Miami (OH)	59 53	97 H	Toledo	64 67							
123 H	Akron	60 70	284 A	Miami (OH)	52 55							
41 A	Ohio	52 86	143 H	Western Mich.	53 65							
255 H	Bowling Green	55 65	249 H	Northern Ill.	95 85							
123 A	Akron	66 78	255 A	Bowling Green	49 71							
64 H	Ball St.	59 50	41 H	Ohio	54 93							

Non-Div I Games: Malone 73 59

Kent St.

Average RPI Win:	108	WON-LOST	WINNING	LAST 10	STRENGTH OF	OPP. STRENGTH	TEAM	ADJ.	CONF.	ADJ CONF.
Average RPI Loss:	56	RECORD	PCT. RANK	GAMES	SCHEDULE	OF SCHEDULE	RPI	RPI	RPI	RPI
DIV. I ONLY	23- 6	33	8- 2	19	14	12	12	3	3	
DIV. I NON-CONF.	11- 0	1	0- 0	104	56	7	7	2	2	
TOTALS	RPI 1-25	RPI 26-50	W-L RECORDS	RPI 51-100	RPI 101-150	RPI 150+				
23- 6	5- 3	4- 0	OVERALL	4- 2	4- 0	6- 1				
14- 2	2- 1	2- 0	HOME	2- 1	2- 0	6- 0				
7- 4	2- 2	2- 0	AWAY	2- 1	1- 0	0- 1				
2- 0	1- 0	0- 0	NEUTRAL	0- 0	1- 0	0- 0				
11- 0	2- 0	1- 0	NON-CONFERENCE	2- 0	1- 0	5- 0				
8- 0	1- 0	1- 0	HOME	1- 0	0- 0	5- 0				
3- 0	1- 0	0- 0	AWAY	1- 0	1- 0	0- 0				
0- 0	0- 0	0- 0	NEUTRAL	0- 0	0- 0	0- 0				
12- 6	3- 3	3- 0	CONFERENCE	2- 2	3- 0	1- 1				
6- 2	1- 1	1- 0	HOME	1- 1	2- 0	1- 0				
4- 4	1- 2	2- 0	AWAY	1- 1	0- 0	0- 1				
2- 0	1- 0	0- 0	NEUTRAL	0- 0	1- 0	0- 0				

RPI S	Opponent	Score	RPI S	Opponent	Score	RPI S	Opponent	Score	RPI S	Opponent	Score
4	A South Carolina	68 78	27	A Mississippi St.	83 60	55	A Auburn	61 66	122	H LSU	70 58
4	H South Carolina	62 73	36	A Georgia	64 53	55	H Auburn	54 47	122	N LSU	79 71
10	A Arizona St.	68 64	44	H Missouri	69 59	61	A Middle Tenn.	68 52	134	A Northern Ky.	84 65
13	H Louisville	72 54	48	H Duke	71 61	72	A Vanderbilt	71 55	137	H Arkansas	77 63
18	A Texas A&M	71 58				72	H Vanderbilt	69 71	158	H Alabama	73 48
22	H Tennessee	64 63				84	H Eastern Mich.	89 67	175	A Ole Miss	65 73
24	A Florida	79 85							196	H Colorado	86 61
24	N Florida	92 69							225	H Rice	72 39
									257	H Tennessee St.	81 39
									305	H Morehead St.	112 57
									311	H Jackson St.	92 24
LAST 12 Division I GAMES:											
24	N Florida	92 69	72	A Vanderbilt	71 55						
122	N LSU	79 71	122	H LSU	70 58						
18	A Texas A&M	71 58	4	A South Carolina	68 78						
44	H Missouri	69 59	24	A Florida	79 85						
137	H Arkansas	77 63	72	H Vanderbilt	69 71						
27	A Mississippi St.	83 60	22	H Tennessee	64 63						

Non-Div I Games:

Kentucky

■ Loss,
 ■ Non-Conf, S Site,
 ■ Home
 ■ Away
 N Neutral

The Brooklyn Nets				Through Games Of March 17, 2018						
Average RPI Win:	313	WON-LOST	WINNING	LAST 10	STRENGTH OF	OPP. STRENGTH	TEAM	ADJ.	CONF.	ADJ CONF.
Average RPI Loss:	233	RECORD	PCT. RANK	GAMES	SCHEDULE	OF SCHEDULE	RPI	RPI	RPI	RPI
DIV. I ONLY	9- 20	272	4- 6	340	341	328	328	30	30	
DIV. I NON-CONF.	2- 9	296	0- 0	320	299	332	332	32	32	
TOTALS	RPI 1-25	RPI 26-50	W-L RECORDS	RPI 51-100	RPI 101-150	RPI 150+				
9- 20	0- 1	0- 0	OVERALL	0- 0	0- 1	9- 18				
3- 11	0- 1	0- 0	HOME	0- 0	0- 0	3- 10				
6- 7	0- 0	0- 0	AWAY	0- 0	0- 1	6- 6				
0- 2	0- 0	0- 0	NEUTRAL	0- 0	0- 0	0- 2				
2- 9	0- 1	0- 0	NON-CONFERENCE	0- 0	0- 1	2- 7				
0- 5	0- 1	0- 0	HOME	0- 0	0- 0	0- 4				
2- 2	0- 0	0- 0	AWAY	0- 0	0- 1	2- 1				
0- 2	0- 0	0- 0	NEUTRAL	0- 0	0- 0	0- 2				
7- 11	0- 0	0- 0	CONFERENCE	0- 0	0- 0	7- 11				
3- 6	0- 0	0- 0	HOME	0- 0	0- 0	3- 6				
4- 5	0- 0	0- 0	AWAY	0- 0	0- 0	4- 5				
0- 0	0- 0	0- 0	NEUTRAL	0- 0	0- 0	0- 0				

RPI 1-25					
RPI	S	Opponent	Score		
15	H	Florida St.	42	78	
RPI 26-50					
RPI	S	Opponent	Score		
RPI 51-100					
RPI	S	Opponent	Score		
Team's RPI: 328					
RPI	S	Opponent	Score		
127	A	Buffalo	38	55	
161	A	Stony Brook	54	71	
199	A	Sacred Heart	47	71	
199	H	Sacred Heart	53	62	
206	A	Robert Morris	53	69	
206	H	Robert Morris	49	52	
224	H	Sam Houston St.	56	63	
228	A	Bryant	55	63	
228	H	Bryant	53	62	
234	A	Navy	68	66	
240	H	Columbia	74	84	
245	N	Bethune-Cookman	55	68	
266	A	Saint Francis (PA)	64	72	
266	H	Saint Francis (PA)	75	84	
275	A	Central Conn. St.	59	45	
275	H	Central Conn. St.	57	65	
284	N	Miami (OH)	49	68	
301	H	Colgate	53	63	
314	A	Fairleigh Dickinson	58	75	
314	H	Fairleigh Dickinson	65	62	
318	A	Mt. St. Mary's	61	51	
318	H	Mt. St. Mary's	53	50	
330	A	Howard	89	72	
337	A	St. Francis Brooklyn	65	62	
337	H	St. Francis Brooklyn	51	71	
344	H	NJIT	44	53	
LAST 12 Division I GAMES:					
345	H	Wagner	71	66	
228	H	Bryant	53	62	
206	A	Robert Morris	53	69	
266	A	Saint Francis (PA)	64	72	
275	H	Central Conn. St.	57	65	
337	A	St. Francis Brooklyn	65	62	
199	A	Sacred Heart	47	71	
318	H	Mt. St. Mary's	53	50	
199	H	Sacred Heart	53	62	
314	H	Fairleigh Dickinson	65	62	
314	A	Fairleigh Dickinson	58	75	
337	H	St. Francis Brooklyn	51	71	

Non-Div I Games:

LIU Brooklyn

Loss, Non-Conf, S Site, H Home A Away N Neutral

RPI	S	Opponent	Score
345	A	Wagner	73 63
345	H	Wagner	71 66

L
I
U
B
r
o
o
k
l
y
n

L
I
U
B
r
o
o
k
l
y
n

LIU Brooklyn

Average RPI Win:	159	WON-LOST	WINNING	LAST 10	STRENGTH OF	OPP. STRENGTH	TEAM	ADJ.	CONF.	ADJ CONF.
Average RPI Loss:	55	RECORD	PCT. RANK	GAMES	SCHEDULE	OF SCHEDULE	RPI	RPI	RPI	RPI
DIV. I ONLY	10- 21	267	2- 8	2	49	122	122	3	3	
DIV. I NON-CONF.	6- 7	176	0- 0	23	176	114	114	2	2	
TOTALS	RPI 1-25	RPI 26-50	W-L RECORDS	RPI 51-100	RPI 101-150	RPI 150+				
10- 21	1- 8	1- 3	OVERALL	0- 6	2- 3	6- 1				
6- 7	1- 2	0- 2	HOME	0- 1	1- 2	4- 0				
2- 11	0- 5	1- 1	AWAY	0- 3	1- 1	0- 1				
2- 3	0- 1	0- 0	NEUTRAL	0- 2	0- 0	2- 0				
6- 7	0- 1	0- 0	NON-CONFERENCE	0- 4	2- 2	4- 0				
4- 1	0- 0	0- 0	HOME	0- 0	1- 1	3- 0				
1- 4	0- 1	0- 0	AWAY	0- 2	1- 1	0- 0				
1- 2	0- 0	0- 0	NEUTRAL	0- 2	0- 0	1- 0				
4- 14	1- 7	1- 3	CONFERENCE	0- 2	0- 1	2- 1				
2- 6	1- 2	0- 2	HOME	0- 1	0- 1	1- 0				
1- 7	0- 4	1- 1	AWAY	0- 1	0- 0	0- 1				
1- 1	0- 1	0- 0	NEUTRAL	0- 0	0- 0	1- 0				

RPI 1-25				RPI 26-50				RPI 51-100				RPI 101+ Team's RPI: 122			
RPI	S	Opponent	Score	RPI	S	Opponent	Score	RPI	S	Opponent	Score	RPI	S	Opponent	Score
3	A	UConn	40 86	27	H	Mississippi St.	52 71	52	A	Rutgers	57 69	105	A	Little Rock	57 51
4	A	South Carolina	39 75	36	A	Georgia	53 46	55	H	Auburn	53 63	112	H	Samford	44 47
12	A	Kentucky	58 70	36	H	Georgia	47 58	63	N	Purdue	52 69	131	H	Long Beach St.	59 53
12	N	Kentucky	71 79	44	A	Missouri	46 52	70	N	Maine	41 52	137	H	Arkansas	44 48
18	A	Texas A&M	54 68					72	A	Vanderbilt	42 58	140	A	Wake Forest	57 60
18	H	Texas A&M	35 53					80	A	Tulane	63 67	158	A	Alabama	45 62
22	H	Tennessee	57 56									158	N	Alabama	58 49
24	A	Florida	45 53									168	N	Marist	72 49
24	H	Florida	56 82									175	H	Ole Miss	76 57
												248	H	Texas Southern	86 36
												268	H	UC Santa Barbara	68 50
												276	H	La.-Monroe	61 54
LAST 12 Division I GAMES:															
12	N	Kentucky	71 79	36	H	Georgia	47 58								
158	N	Alabama	58 49	12	A	Kentucky	58 70								
4	A	South Carolina	39 75	27	H	Mississippi St.	52 71								
24	H	Florida	56 82	55	H	Auburn	53 63								
22	H	Tennessee	57 56	44	A	Missouri	46 52								
18	A	Texas A&M	54 68	36	A	Georgia	53 46								

Non-Div I Games:

LSU

Average RPI Win:	252	WON-LOST	WINNING	LAST 10	STRENGTH OF	OPP. STRENGTH	TEAM	ADJ.	CONF.	ADJ CONF.
Average RPI Loss:	129	RECORD	PCT. RANK	GAMES	SCHEDULE	OF SCHEDULE	RPI	RPI	RPI	RPI
DIV. I ONLY	5- 25	323	2- 8	126	130	279	279	7	7	
DIV. I NON-CONF.	3- 10	277	0- 0	130	281	241	241	8	8	
TOTALS	RPI 1-25	RPI 26-50	W-L RECORDS	RPI 51-100	RPI 101-150	RPI 150+				
5- 25	0- 1	0- 5	OVERALL	0- 4	1- 3	4- 12				
2- 11	0- 0	0- 3	HOME	0- 3	1- 0	1- 5				
2- 12	0- 1	0- 2	AWAY	0- 1	0- 2	2- 6				
1- 2	0- 0	0- 0	NEUTRAL	0- 0	0- 1	1- 1				
3- 10	0- 0	0- 3	NON-CONFERENCE	0- 1	0- 2	3- 4				
0- 5	0- 0	0- 2	HOME	0- 1	0- 0	0- 2				
2- 4	0- 0	0- 1	AWAY	0- 0	0- 1	2- 2				
1- 1	0- 0	0- 0	NEUTRAL	0- 0	0- 1	1- 0				
2- 15	0- 1	0- 2	CONFERENCE	0- 3	1- 1	1- 8				
2- 6	0- 0	0- 1	HOME	0- 2	1- 0	1- 3				
0- 8	0- 1	0- 1	AWAY	0- 1	0- 1	0- 4				
0- 1	0- 0	0- 0	NEUTRAL	0- 0	0- 0	0- 1				

RPI	S	Opponent	Score	RPI	S	Opponent	Score	RPI	S	Opponent	Score	RPI	S	Opponent	Score	Team's RPI: 279
21	A	Duquesne	49 74	28	A	Miami (FL)	58 86	54	A	Saint Louis	70 79	113	A	Saint Joseph's	55 64	
				34	H	St. Bonaventure	63 70	65	H	Temple	48 77	113	H	Saint Joseph's	75 70	
				37	H	Penn	68 78	69	H	VCU	76 84	140	A	Wake Forest	53 61	
				39	A	George Washington	59 83	81	H	Dayton	51 67	142	N	Milwaukee	53 69	
				46	H	Villanova	56 67					159	A	Fordham	44 54	
												170	A	George Mason	70 79	
												174	A	UMBC	29 60	
												184	H	Davidson	58 66	
												186	A	Fairfield	59 62	
												195	H	Richmond	43 60	
												206	H	Robert Morris	45 76	
												207	A	Rhode Island	52 62	
												207	H	Rhode Island	61 72	
												216	A	Massachusetts	57 80	
												216	H	Massachusetts	66 57	
												216	N	Massachusetts	65 81	
												239	H	North Texas	63 69	
												256	A	Monmouth	65 50	
												330	A	Howard	71 68	
												347	N	Norfolk St.	67 59	
LAST 12 Division I GAMES:																
216	N	Massachusetts	65 81	216	H	Massachusetts	66 57									
216	A	Massachusetts	57 80	69	H	VCU	76 84									
21	A	Duquesne	49 74	207	A	Rhode Island	52 62									
34	H	St. Bonaventure	63 70	113	A	Saint Joseph's	55 64									
113	H	Saint Joseph's	75 70	81	H	Dayton	51 67									
159	A	Fordham	44 54	54	A	Saint Louis	70 79									

Non-Div I Games:

La Salle

■ Loss,
 ■ Non-Conf, S Site,
 ■ Home
 ■ Away
 N Neutral

La.-Lafayette

Through Games Of March 4, 2016

Average RPI Win:	217	WON-LOST	WINNING	LAST 10	STRENGTH OF	OPP. STRENGTH	TEAM	ADJ.	CONF.	ADJ CONF.
Average RPI Loss:	167	RECORD	PCT. RANK	GAMES	SCHEDULE	OF SCHEDULE	RPI	RPI	RPI	RPI
DIV. I ONLY	17- 9	84	5- 5	263	186	132	132	15	15	
DIV. I NON-CONF.	5- 2	86	0- 0	323	203	145	145	14	14	
TOTALS	RPI 1-25	RPI 26-50	W-L RECORDS	RPI 51-100	RPI 101-150	RPI 150+				
17- 9	0- 0	0- 2	OVERALL	0- 0	4- 1	13- 6				
8- 3	0- 0	0- 1	HOME	0- 0	1- 1	7- 1				
7- 6	0- 0	0- 1	AWAY	0- 0	2- 0	5- 5				
2- 0	0- 0	0- 0	NEUTRAL	0- 0	1- 0	1- 0				
5- 2	0- 0	0- 0	NON-CONFERENCE	0- 0	1- 0	4- 2				
2- 0	0- 0	0- 0	HOME	0- 0	0- 0	2- 0				
1- 2	0- 0	0- 0	AWAY	0- 0	0- 0	1- 2				
2- 0	0- 0	0- 0	NEUTRAL	0- 0	1- 0	1- 0				
12- 7	0- 0	0- 2	CONFERENCE	0- 0	3- 1	9- 4				
6- 3	0- 0	0- 1	HOME	0- 0	1- 1	5- 1				
6- 4	0- 0	0- 1	AWAY	0- 0	2- 0	4- 3				
0- 0	0- 0	0- 0	NEUTRAL	0- 0	0- 0	0- 0				

RPI 1-25			RPI 26-50			RPI 51-100			RPI 101+ Team's RPI: 132		
RPI	S	Opponent	Score	RPI	S	Opponent	Score	RPI	S	Opponent	Score
				40	A	Arkansas St.	56 83	105	A	Little Rock	65 58
				40	H	Arkansas St.	62 74	105	H	Little Rock	49 58
								137	N	Arkansas	67 59
								139	A	UT Arlington	59 42
								139	H	UT Arlington	63 52
								156	A	Troy	83 90
								156	H	Troy	56 53
								175	A	Ole Miss	82 78
								183	A	Louisiana Tech	62 79
								198	A	South Ala.	59 68
								198	H	South Ala.	69 50
								199	N	Sacred Heart	60 58
								235	A	Texas St.	59 47
								235	H	Texas St.	42 46
								265	A	Appalachian St.	59 76
								265	H	Appalachian St.	60 51
								268	H	UC Santa Barbara	61 42
								271	A	Georgia St.	77 57
								271	H	Georgia St.	65 60
								276	A	La.-Monroe	71 52
								276	H	La.-Monroe	52 40
								285	A	Houston	51 52
								292	H	Alcorn	73 61
								294	A	Ga. Southern	56 39
LAST 12 Division I GAMES:											
271	H	Georgia St.	65 60	40	H	Arkansas St.	62 74				
198	A	South Ala.	59 68	265	A	Appalachian St.	59 76				
156	A	Troy	83 90	276	H	La.-Monroe	52 40				
235	A	Texas St.	59 47	139	H	UT Arlington	63 52				
139	A	UT Arlington	59 42	235	H	Texas St.	42 46				
105	H	Little Rock	49 58	156	H	Troy	56 53				

Non-Div I Games: Southern-N.O. 81 28 Dillard 84 36

La.-Lafayette

Loss, Non-Conf, S Site, H Home A Away N Neutral

La.-Monroe

Through Games Of March 4, 2016

Average RPI Win:	256	WON-LOST	WINNING	LAST 10	STRENGTH OF	OPP. STRENGTH	TEAM	ADJ.	CONF.	ADJ CONF.
Average RPI Loss:	153	RECORD	PCT. RANK	GAMES	SCHEDULE	OF SCHEDULE	RPI	RPI	RPI	RPI
DIV. I ONLY	7- 17	283	3- 7	241	175	276	276	15	15	
DIV. I NON-CONF.	2- 3	201	0- 0	330	100	243	243	14	14	
TOTALS	RPI 1-25	RPI 26-50	W-L RECORDS	RPI 51-100	RPI 101-150	RPI 150+				
7- 17	0- 0	0- 2	OVERALL	0- 0	0- 8	7- 7				
4- 6	0- 0	0- 1	HOME	0- 0	0- 3	4- 2				
3- 11	0- 0	0- 1	AWAY	0- 0	0- 5	3- 5				
0- 0	0- 0	0- 0	NEUTRAL	0- 0	0- 0	0- 0				
2- 3	0- 0	0- 0	NON-CONFERENCE	0- 0	0- 2	2- 1				
1- 0	0- 0	0- 0	HOME	0- 0	0- 0	1- 0				
1- 3	0- 0	0- 0	AWAY	0- 0	0- 2	1- 1				
0- 0	0- 0	0- 0	NEUTRAL	0- 0	0- 0	0- 0				
5- 14	0- 0	0- 2	CONFERENCE	0- 0	0- 6	5- 6				
3- 6	0- 0	0- 1	HOME	0- 0	0- 3	3- 2				
2- 8	0- 0	0- 1	AWAY	0- 0	0- 3	2- 4				
0- 0	0- 0	0- 0	NEUTRAL	0- 0	0- 0	0- 0				

RPI 1-25			RPI 26-50			RPI 51-100			RPI 101+			Team's RPI: 276
RPI	S	Opponent	Score	RPI	S	Opponent	Score	RPI	S	Opponent	Score	
				40	A	Arkansas St.	43 66					
				40	H	Arkansas St.	64 78					
LAST 12 Division I GAMES:												
				294	H	Ga. Southern	59 49					
				156	A	Troy	64 74					
				198	A	South Ala.	67 54					
				139	A	UT Arlington	32 40					
				235	A	Texas St.	57 63					
				40	H	Arkansas St.	64 78					
				105	H	Little Rock	37 53					
				265	A	Appalachian St.	52 64					
				132	A	La.-Lafayette	40 52					
				235	H	Texas St.	63 59					
				139	H	UT Arlington	50 60					
				198	H	South Ala.	57 63					
				303	H	Nicholls St.	69 57					
				312	A	Southeastern La.	88 84					

Non-Div I Games: LSU-Alexandria 73 42 Louisiana Col. 85 42 LSU-Shreveport 57 40 Dillard 70 46 La.-Monroe

Loss, Non-Conf, S Site, H Home A Away N Neutral

Lafayette

Through Games Of March 4, 2016

Average RPI Win: 317	WON-LOST	WINNING	LAST 10	STRENGTH OF	OPP. STRENGTH	TEAM	ADJ.	CONF.	ADJ CONF.
Average RPI Loss: 189	RECORD	PCT. RANK	GAMES	SCHEDULE	OF SCHEDULE	RPI	RPI	RPI	RPI
DIV. I ONLY	6- 22	306	2- 8	276	300	326	326	25	25
DIV. I NON-CONF.	2- 8	290	0- 0	278	298	328	328	27	27
TOTALS	RPI 1-25	RPI 26-50	W-L RECORDS	RPI 51-100	RPI 101-150	RPI 150+			
6- 22	0- 1	0- 1	OVERALL	0- 4	0- 0	6- 16			
4- 8	0- 1	0- 0	HOME	0- 2	0- 0	4- 5			
2- 12	0- 0	0- 1	AWAY	0- 2	0- 0	2- 9			
0- 2	0- 0	0- 0	NEUTRAL	0- 0	0- 0	0- 2			
2- 8	0- 1	0- 1	NON-CONFERENCE	0- 0	0- 0	2- 6			
2- 1	0- 1	0- 0	HOME	0- 0	0- 0	2- 0			
0- 5	0- 0	0- 1	AWAY	0- 0	0- 0	0- 4			
0- 2	0- 0	0- 0	NEUTRAL	0- 0	0- 0	0- 2			
4- 14	0- 0	0- 0	CONFERENCE	0- 4	0- 0	4- 10			
2- 7	0- 0	0- 0	HOME	0- 2	0- 0	2- 5			
2- 7	0- 0	0- 0	AWAY	0- 2	0- 0	2- 5			
0- 0	0- 0	0- 0	NEUTRAL	0- 0	0- 0	0- 0			

RPI 1-25				RPI 26-50				RPI 51-100				RPI 101+ Team's RPI: 326			
RPI	S	Opponent	Score	RPI	S	Opponent	Score	RPI	S	Opponent	Score	RPI	S	Opponent	Score
21	H	Duquesne	65 73	37	A	Penn	37 54	67	A	Army West Point	57 84	159	A	Fordham	49 61
								67	H	Army West Point	45 78	163	A	Delaware	47 67
								90	A	Bucknell	55 69	195	N	Richmond	46 54
								90	H	Bucknell	59 68	210	A	Hartford	50 55
												220	A	Lehigh	74 82
												220	H	Lehigh	65 80
												231	A	Loyola Maryland	65 66
												231	H	Loyola Maryland	51 55
												234	A	Navy	48 64
												234	H	Navy	58 65
												244	N	Coppin St.	57 64
												251	A	Holy Cross	49 66
												251	H	Holy Cross	54 57
												273	A	American	60 51
												273	H	American	63 59
												301	A	Colgate	55 70
												301	H	Colgate	59 72
												337	H	St. Francis Brooklyn	77 59
												339	H	Saint Peter's	72 69
												341	A	Boston U.	71 64
												341	H	Boston U.	71 56
												345	A	Wagner	48 69
LAST 12 Division I GAMES:															
90	H	Bucknell	59 68	251	H	Holy Cross	54 57								
301	A	Colgate	55 70	341	A	Boston U.	71 64								
90	A	Bucknell	55 69	67	A	Army West Point	57 84								
220	H	Lehigh	65 80	231	H	Loyola Maryland	51 55								
273	H	American	63 59	220	A	Lehigh	74 82								
234	A	Navy	48 64	273	A	American	60 51								

Non-Div I Games:

Lafayette

■ Loss,
 ■ Non-Conf,
 S Site,
 ■ Home
 ■ Away
 N Neutral

Average RPI Win:	261	WON-LOST	WINNING	LAST 10	STRENGTH OF	OPP. STRENGTH	TEAM	ADJ.	CONF.	ADJ CONF.
Average RPI Loss:	181	RECORD	PCT. RANK	GAMES	SCHEDULE	OF SCHEDULE	RPI	RPI	RPI	RPI
DIV. I ONLY	7- 18	289	3- 7	244	265	288	288	26	26	
DIV. I NON-CONF.	0- 7	338	0- 0	221	113	336	336	26	26	
TOTALS	RPI 1-25	RPI 26-50	W-L RECORDS	RPI 51-100	RPI 101-150	RPI 150+				
7- 18	0- 1	0- 1	OVERALL	1- 2	0- 2	6- 12				
5- 5	0- 0	0- 0	HOME	1- 0	0- 1	4- 4				
2- 13	0- 1	0- 1	AWAY	0- 2	0- 1	2- 8				
0- 0	0- 0	0- 0	NEUTRAL	0- 0	0- 0	0- 0				
0- 7	0- 1	0- 1	NON-CONFERENCE	0- 1	0- 0	0- 4				
0- 1	0- 0	0- 0	HOME	0- 0	0- 0	0- 1				
0- 6	0- 1	0- 1	AWAY	0- 1	0- 0	0- 3				
0- 0	0- 0	0- 0	NEUTRAL	0- 0	0- 0	0- 0				
7- 11	0- 0	0- 0	CONFERENCE	1- 1	0- 2	6- 8				
5- 4	0- 0	0- 0	HOME	1- 0	0- 1	4- 3				
2- 7	0- 0	0- 0	AWAY	0- 1	0- 1	2- 5				
0- 0	0- 0	0- 0	NEUTRAL	0- 0	0- 0	0- 0				

RPI 1-25				RPI 26-50				RPI 51-100				RPI 101+ Team's RPI: 288			
RPI	S	Opponent	Score	RPI	S	Opponent	Score	RPI	S	Opponent	Score	RPI	S	Opponent	Score
23	A	Oklahoma St.	45 90	44	A	Missouri	57 91	74	A	Abilene Christian	62 90	108	A	Central Ark.	49 74
								74	H	Abilene Christian	63 54	117	H	Northwestern St.	51 73
								87	A	Utah	67 71	152	A	McNeese St.	84 92
												152	H	McNeese St.	69 76
												171	A	Loyola Chicago	71 82
												204	A	SFA	64 60
												204	H	SFA	77 79
												222	H	Canisius	55 57
												224	A	Sam Houston St.	75 78
												224	H	Sam Houston St.	76 78
												243	A	Houston Baptist	66 77
												243	H	Houston Baptist	77 70
												281	A	Prairie View	72 80
												303	A	Nicholls St.	59 69
												308	A	Northern Ariz.	63 75
												312	A	Southeastern La.	66 73
												317	H	A&M-Corpus Christi	75 70
												329	A	Incarnate Word	67 61
												329	H	Incarnate Word	59 49
												332	H	New Orleans	79 52
LAST 12 Division I GAMES:															
224	A	Sam Houston St.	75 78	329	H	Incarnate Word	59 49	74	H	Abilene Christian	63 54				
329	A	Incarnate Word	67 61	74	A	Abilene Christian	62 90	224	H	Sam Houston St.	76 78				
152	H	McNeese St.	69 76	243	H	Houston Baptist	77 70	204	A	SFA	64 60				
152	A	McNeese St.	84 92												
204	H	SFA	77 79												
243	A	Houston Baptist	66 77												

Non-Div I Games: Howard Payne 88 50 Tex. A&M-Kingsville 82 66 Schreiner 60 41 Louisiana Col. 99 34
Lamar

Average RPI Win: 280	WON-LOST	WINNING	LAST 10	STRENGTH OF	OPP. STRENGTH	TEAM	ADJ.	CONF.	ADJ CONF.
Average RPI Loss: 166	RECORD	PCT. RANK	GAMES	SCHEDULE	OF SCHEDULE	RPI	RPI	RPI	RPI
DIV. I ONLY	16- 12	134	5- 5	325	272	220	220	25	25
DIV. I NON-CONF.	6- 4	125	0- 0	331	217	227	227	27	27
TOTALS	RPI 1-25	RPI 26-50	W-L RECORDS	RPI 51-100	RPI 101-150	RPI 150+			
16- 12	0- 0	0- 1	OVERALL	0- 4	0- 1	16- 6			
8- 6	0- 0	0- 1	HOME	0- 2	0- 1	8- 2			
8- 6	0- 0	0- 0	AWAY	0- 2	0- 0	8- 4			
0- 0	0- 0	0- 0	NEUTRAL	0- 0	0- 0	0- 0			
6- 4	0- 0	0- 1	NON-CONFERENCE	0- 0	0- 1	6- 2			
3- 2	0- 0	0- 1	HOME	0- 0	0- 1	3- 0			
3- 2	0- 0	0- 0	AWAY	0- 0	0- 0	3- 2			
0- 0	0- 0	0- 0	NEUTRAL	0- 0	0- 0	0- 0			
10- 8	0- 0	0- 0	CONFERENCE	0- 4	0- 0	10- 4			
5- 4	0- 0	0- 0	HOME	0- 2	0- 0	5- 2			
5- 4	0- 0	0- 0	AWAY	0- 2	0- 0	5- 2			
0- 0	0- 0	0- 0	NEUTRAL	0- 0	0- 0	0- 0			

RPI S	Opponent	Score	RPI S	Opponent	Score	RPI S	Opponent	Score	RPI S	Opponent	Score	Team's RPI: 220
46	H Villanova	44 65	67	A Army West Point	39 63	113	H Saint Joseph's	62 63				
			67	H Army West Point	49 69	164	H Montana	80 53				
			90	A Bucknell	77 80	176	A Illinois	67 76				
			90	H Bucknell	54 67	203	A Hampton	63 56				
						231	A Loyola Maryland	76 68				
						231	H Loyola Maryland	66 48				
						234	A Navy	51 48				
						234	H Navy	54 62				
						251	A Holy Cross	71 77				
						251	H Holy Cross	61 58				
						256	H Monmouth	95 88				
						273	A American	61 52				
						273	H American	55 59				
						283	A Rider	60 61				
						301	A Colgate	72 82				
						301	H Colgate	83 74				
						322	A Delaware St.	83 49				
						326	A Lafayette	80 65				
						326	H Lafayette	82 74				
						339	H Saint Peter's	74 42				
						341	A Boston U.	73 66				
						341	H Boston U.	72 48				
						344	A NJIT	75 47				
LAST 12 Division I GAMES:												
301	A Colgate	72 82	90	H Bucknell	54 67							
67	H Army West Point	49 69	273	A American	61 52							
301	H Colgate	83 74	231	A Loyola Maryland	76 68							
326	A Lafayette	80 65	341	H Boston U.	72 48							
234	H Navy	54 62	326	H Lafayette	82 74							
251	A Holy Cross	71 77	234	A Navy	51 48							

Non-Div I Games: Kutztown 81 51

Lehigh

■ Loss,
 ■ Non-Conf,
 ■ S Site,
 ■ H Home
 ■ A Away
 N Neutral

Liberty

Average RPI Win: **249**
 Average RPI Loss: **108**

WON-LOST
RECORD

WINNING
PCT. RANK

LAST 10
GAMES

STRENGTH OF
SCHEDULE

OPP. STRENGTH
OF SCHEDULE

TEAM
RPI

ADJ.
RPI

CONF.
RPI

ADJ CONF.
RPI

Through Games Of March 4, 2016

DIV. I ONLY	17- 10	95	8- 2	155	229	118	118	28	28
DIV. I NON-CONF.	2- 6	272	0- 0	15	3	141	141	29	29
TOTALS	RPI 1-25	RPI 26-50	W-L RECORDS	RPI 51-100	RPI 101-150	RPI 150+			
17- 10	0- 1	0- 4	OVERALL	1- 1	1- 1	15- 3			
9- 3	0- 0	0- 2	HOME	1- 0	1- 0	7- 1			
8- 5	0- 0	0- 2	AWAY	0- 0	0- 1	8- 2			
0- 2	0- 1	0- 0	NEUTRAL	0- 1	0- 0	0- 0			
2- 6	0- 1	0- 4	NON-CONFERENCE	1- 1	0- 0	1- 0			
1- 2	0- 0	0- 2	HOME	1- 0	0- 0	0- 0			
1- 2	0- 0	0- 2	AWAY	0- 0	0- 0	1- 0			
0- 2	0- 1	0- 0	NEUTRAL	0- 1	0- 0	0- 0			
15- 4	0- 0	0- 0	CONFERENCE	0- 0	1- 1	14- 3			
8- 1	0- 0	0- 0	HOME	0- 0	1- 0	7- 1			
7- 3	0- 0	0- 0	AWAY	0- 0	0- 1	7- 2			
0- 0	0- 0	0- 0	NEUTRAL	0- 0	0- 0	0- 0			

RPI 1-25				RPI 26-50				RPI 51-100				RPI 101+				Team's RPI: 118
RPI	S	Opponent	Score	RPI	S	Opponent	Score	RPI	S	Opponent	Score	RPI	S	Opponent	Score	
5	N	Ohio St.	65 75	33	H	Seton Hall	56 92	79	N	California	72 77	135	A	UNC Asheville	51 56	
				35	A	James Madison	56 72	88	H	Elon	72 63	135	H	UNC Asheville	71 53	
				48	A	Duke	41 79					189	A	Gardner-Webb	57 61	
				49	H	North Carolina St.	53 61					189	H	Gardner-Webb	73 51	
												191	A	Radford	49 43	
												191	H	Radford	67 53	
												226	A	Presbyterian	42 60	
												253	A	High Point	73 68	
												253	H	High Point	56 43	
												264	A	Campbell	62 52	
												264	H	Campbell	67 55	
												265	A	Appalachian St.	74 68	
												282	A	Coastal Caro.	65 63	
												282	H	Coastal Caro.	51 58	
												293	A	Charleston So.	59 49	
												293	H	Charleston So.	51 40	
												316	A	Longwood	72 67	
												316	H	Longwood	67 47	
												324	A	Winthrop	59 42	
												324	H	Winthrop	77 61	
LAST 12 Division I GAMES:																
				324	A	Winthrop	59 42					191	H	Radford	67 53	
				316	H	Longwood	67 47					293	A	Charleston So.	59 49	
				253	A	High Point	73 68					253	H	High Point	56 43	
				282	H	Coastal Caro.	51 58					189	H	Gardner-Webb	73 51	
				135	A	UNC Asheville	51 56					316	A	Longwood	72 67	
				264	H	Campbell	67 55					282	A	Coastal Caro.	65 63	

Liberty

Liberty

Non-Div I Games: Shepherd 69 57

Liberty

Loss, Non-Conf, S Site, H Home A Away N Neutral

Average RPI Win: 307	WON-LOST	WINNING	LAST 10	STRENGTH OF	OPP. STRENGTH	TEAM	ADJ.	CONF.	ADJ CONF.
Average RPI Loss: 198	RECORD	PCT. RANK	GAMES	SCHEDULE	OF SCHEDULE	RPI	RPI	RPI	RPI
DIV. I ONLY	4- 25	334	2- 8	223	323	335	335	29	29
DIV. I NON-CONF.	2- 12	311	0- 0	206	335	315	315	28	28
TOTALS	RPI 1-25	RPI 26-50	W-L RECORDS	RPI 51-100	RPI 101-150	RPI 150+			
4- 25	0- 0	0- 1	OVERALL	0- 4	0- 4	4- 16			
3- 11	0- 0	0- 1	HOME	0- 3	0- 1	3- 6			
1- 13	0- 0	0- 0	AWAY	0- 1	0- 3	1- 9			
0- 1	0- 0	0- 0	NEUTRAL	0- 0	0- 0	0- 1			
2- 12	0- 0	0- 1	NON-CONFERENCE	0- 2	0- 1	2- 8			
1- 6	0- 0	0- 1	HOME	0- 2	0- 0	1- 3			
1- 5	0- 0	0- 0	AWAY	0- 0	0- 1	1- 4			
0- 1	0- 0	0- 0	NEUTRAL	0- 0	0- 0	0- 1			
2- 13	0- 0	0- 0	CONFERENCE	0- 2	0- 3	2- 8			
2- 5	0- 0	0- 0	HOME	0- 1	0- 1	2- 3			
0- 8	0- 0	0- 0	AWAY	0- 1	0- 2	0- 5			
0- 0	0- 0	0- 0	NEUTRAL	0- 0	0- 0	0- 0			

RPI S	Opponent	Score	RPI S	Opponent	Score	RPI S	Opponent	Score	RPI S	Opponent	Score	Team's RPI: 335
38	H Western Ky.	56 64	64	H Ball St.	60 72	107	A Wright St.	65 92				
			68	A FGCU	52 91	149	A Jacksonville	51 81				
			68	H FGCU	39 71	149	A Jacksonville	51 80				
			86	H Belmont	68 90	149	H Jacksonville	55 76				
						158	A Alabama	49 68				
						193	A Stetson	75 79				
						193	H Stetson	62 83				
						209	A USC Upstate	71 93				
						209	H USC Upstate	54 81				
						231	H Loyola Maryland	52 57				
						232	H Southeast Mo. St.	69 84				
						248	N Texas Southern	62 66				
						257	A Tennessee St.	65 77				
						262	H Murray St.	93 85				
						278	A Tennessee Tech	70 81				
						286	A Kennesaw St.	54 55				
						286	H Kennesaw St.	64 68				
						294	A Ga. Southern	66 55				
						305	H Morehead St.	77 92				
						311	A Jackson St.	52 53				
						327	A North Florida	70 78				
						327	H North Florida	78 71				
						344	A NJIT	51 61				
						344	H NJIT	63 49				
LAST 12 Division I GAMES:												
149	A Jacksonville	51 80	344	H NJIT	63 49							
286	H Kennesaw St.	64 68	209	A USC Upstate	71 93							
68	A FGCU	52 91	344	A NJIT	51 61							
193	A Stetson	75 79	209	H USC Upstate	54 81							
149	H Jacksonville	55 76	193	H Stetson	62 83							
327	H North Florida	78 71	68	H FGCU	39 71							

Non-Div I Games: North Ala. 88 67

Lipscomb

Loss, Non-Conf, S Site, H Home A Away N Neutral

Little Rock

Through Games Of March 4, 2016

Average RPI Win:	205	WON-LOST	WINNING	LAST 10	STRENGTH OF	OPP. STRENGTH	TEAM	ADJ.	CONF.	ADJ CONF.
Average RPI Loss:	99	RECORD	PCT. RANK	GAMES	SCHEDULE	OF SCHEDULE	RPI	RPI	RPI	RPI
DIV. I ONLY	18- 11	103	10- 0	120	136	105	105	15	15	
DIV. I NON-CONF.	2- 7	280	0- 0	30	5	182	182	14	14	
TOTALS	RPI 1-25	RPI 26-50	W-L RECORDS	RPI 51-100	RPI 101-150	RPI 150+				
18- 11	0- 2	1- 2	OVERALL	0- 2	5- 2	12- 3				
10- 5	0- 1	1- 0	HOME	0- 1	2- 2	7- 1				
8- 6	0- 1	0- 2	AWAY	0- 1	3- 0	5- 2				
0- 0	0- 0	0- 0	NEUTRAL	0- 0	0- 0	0- 0				
2- 7	0- 2	0- 1	NON-CONFERENCE	0- 2	2- 1	0- 1				
1- 4	0- 1	0- 0	HOME	0- 1	1- 1	0- 1				
1- 3	0- 1	0- 1	AWAY	0- 1	1- 0	0- 0				
0- 0	0- 0	0- 0	NEUTRAL	0- 0	0- 0	0- 0				
16- 4	0- 0	1- 1	CONFERENCE	0- 0	3- 1	12- 2				
9- 1	0- 0	1- 0	HOME	0- 0	1- 1	7- 0				
7- 3	0- 0	0- 1	AWAY	0- 0	2- 0	5- 2				
0- 0	0- 0	0- 0	NEUTRAL	0- 0	0- 0	0- 0				

RPI 1-25				RPI 26-50				RPI 51-100				RPI 101+ Team's RPI: 105			
RPI	S	Opponent	Score	RPI	S	Opponent	Score	RPI	S	Opponent	Score	RPI	S	Opponent	Score
6	H	Texas	56 66	32	A	Oklahoma	52 65	80	A	Tulane	53 69	102	H	Memphis	61 53
18	A	Texas A&M	39 69	40	A	Arkansas St.	53 66	91	H	Missouri St.	58 64	122	H	LSU	51 57
				40	H	Arkansas St.	71 69					132	A	La.-Lafayette	58 49
												132	H	La.-Lafayette	58 65
												139	A	UT Arlington	59 55
												139	H	UT Arlington	49 43
												144	A	Oral Roberts	66 52
												156	A	Troy	71 78
												156	H	Troy	79 64
												180	H	Tulsa	63 74
												198	A	South Ala.	47 34
												198	H	South Ala.	74 43
												235	A	Texas St.	57 67
												235	H	Texas St.	57 45
												265	A	Appalachian St.	72 67
												265	H	Appalachian St.	67 50
												271	A	Georgia St.	54 39
												271	H	Georgia St.	59 32
												276	A	La.-Monroe	53 37
												276	H	La.-Monroe	56 44
												294	A	Ga. Southern	50 45
												294	H	Ga. Southern	69 36
LAST 12 Division I GAMES:															
265	A	Appalachian St.	72 67	132	A	La.-Lafayette	58 49								
40	H	Arkansas St.	71 69	276	A	La.-Monroe	53 37								
235	H	Texas St.	57 45	198	H	South Ala.	74 43								
139	H	UT Arlington	49 43	156	H	Troy	79 64								
294	A	Ga. Southern	50 45	271	H	Georgia St.	59 32								
271	A	Georgia St.	54 39	294	H	Ga. Southern	69 36								

Non-Div I Games:

Little Rock

Average RPI Win:	245	WON-LOST	WINNING	LAST 10	STRENGTH OF	OPP. STRENGTH	TEAM	ADJ.	CONF.	ADJ CONF.
Average RPI Loss:	89	RECORD	PCT. RANK	GAMES	SCHEDULE	OF SCHEDULE	RPI	RPI	RPI	RPI
DIV. I ONLY	22- 7	48	8- 2	326	168	131	131	22	22	
DIV. I NON-CONF.	11- 3	54	0- 0	319	63	126	126	21	21	
TOTALS	RPI 1-25	RPI 26-50	W-L RECORDS	RPI 51-100	RPI 101-150	RPI 150+				
22- 7	0- 0	1- 0	OVERALL	0- 4	1- 3	20- 0				
11- 3	0- 0	1- 0	HOME	0- 2	0- 1	10- 0				
9- 4	0- 0	0- 0	AWAY	0- 2	0- 2	9- 0				
2- 0	0- 0	0- 0	NEUTRAL	0- 0	1- 0	1- 0				
11- 3	0- 0	1- 0	NON-CONFERENCE	0- 2	1- 1	9- 0				
5- 1	0- 0	1- 0	HOME	0- 1	0- 0	4- 0				
4- 2	0- 0	0- 0	AWAY	0- 1	0- 1	4- 0				
2- 0	0- 0	0- 0	NEUTRAL	0- 0	1- 0	1- 0				
11- 4	0- 0	0- 0	CONFERENCE	0- 2	0- 2	11- 0				
6- 2	0- 0	0- 0	HOME	0- 1	0- 1	6- 0				
5- 2	0- 0	0- 0	AWAY	0- 1	0- 1	5- 0				
0- 0	0- 0	0- 0	NEUTRAL	0- 0	0- 0	0- 0				

RPI S	Opponent	Score	RPI S	Opponent	Score	RPI S	Opponent	Score	RPI S	Opponent	Score	Team's RPI: 131
31	H UTEP	47 40	53	A UC Riverside	58 83	117	N Northwestern St.	60 59				
			53	H UC Riverside	60 78	122	A LSU	53 59				
			56	A Southern California	43 69	124	A Hawaii	42 60				
			89	H San Francisco	52 66	124	H Hawaii	55 67				
						173	A Pacific	68 60				
						185	A UC Davis	75 62				
						185	H UC Davis	74 64				
						190	A Cal Poly	61 56				
						190	H Cal Poly	65 53				
						196	H Colorado	59 42				
						202	H UNLV	67 63				
						250	H San Diego St.	74 54				
						263	A Seattle	69 57				
						268	A UC Santa Barbara	58 55				
						268	H UC Santa Barbara	60 52				
						285	A Houston	47 41				
						298	H CSUN	74 71				
						304	A Denver	48 41				
						308	N Northern Ariz.	69 48				
						323	H Portland St.	89 71				
						336	A UC Irvine	71 65				
						336	H UC Irvine	67 49				
						343	A Cal St. Fullerton	82 61				
						343	H Cal St. Fullerton	62 57				
LAST 12 Division I GAMES:												
185	H UC Davis	74 64	124	A Hawaii	42 60							
336	H UC Irvine	67 49	298	H CSUN	74 71							
190	A Cal Poly	61 56	190	H Cal Poly	65 53							
268	A UC Santa Barbara	58 55	185	A UC Davis	75 62							
53	A UC Riverside	58 83	343	H Cal St. Fullerton	62 57							
268	H UC Santa Barbara	60 52	336	A UC Irvine	71 65							

Non-Div I Games:

Long Beach St.

■ Loss,
 ■ Non-Conf, S Site,
 ■ Home
 ■ Away
 N Neutral

Average RPI Win:	312	WON-LOST	WINNING	LAST 10	STRENGTH OF	OPP. STRENGTH	TEAM	ADJ.	CONF.	ADJ CONF.
Average RPI Loss:	188	RECORD	PCT. RANK	GAMES	SCHEDULE	OF SCHEDULE	RPI	RPI	RPI	RPI
DIV. I ONLY	5- 21	315	2- 8	256	296	316	316	28	28	
DIV. I NON-CONF.	1- 6	311	0- 0	165	140	283	283	29	29	
TOTALS	RPI 1-25	RPI 26-50	W-L RECORDS	RPI 51-100	RPI 101-150	RPI 150+				
5- 21	0- 1	0- 2	OVERALL	0- 0	0- 5	5- 13				
3- 7	0- 0	0- 0	HOME	0- 0	0- 2	3- 5				
2- 14	0- 0	0- 0	AWAY	0- 0	0- 1	2- 0				
0- 0	0- 0	0- 0	NEUTRAL	0- 0	0- 0	0- 0				
1- 6	0- 1	0- 2	NON-CONFERENCE	0- 0	0- 1	1- 2				
1- 0	0- 0	0- 0	HOME	0- 0	0- 0	1- 0				
0- 6	0- 1	0- 2	AWAY	0- 0	0- 1	0- 2				
0- 0	0- 0	0- 0	NEUTRAL	0- 0	0- 0	0- 0				
4- 15	0- 0	0- 0	CONFERENCE	0- 0	0- 4	4- 11				
2- 7	0- 0	0- 0	HOME	0- 0	0- 2	2- 5				
2- 8	0- 0	0- 0	AWAY	0- 0	0- 2	2- 6				
0- 0	0- 0	0- 0	NEUTRAL	0- 0	0- 0	0- 0				

RPI 1-25				RPI 26-50				RPI 51-100				RPI 101+				Team's RPI: 316	
RPI	S	Opponent	Score	RPI	S	Opponent	Score	RPI	S	Opponent	Score	RPI	S	Opponent	Score		
7	A	Oregon St.	45 110	26	A	West Virginia	43 74					106	A	Virginia	46 81		
				35	A	James Madison	30 88					118	A	Liberty	47 67		
												118	H	Liberty	67 72		
												135	A	UNC Asheville	42 81		
												135	H	UNC Asheville	54 61		
												189	A	Gardner-Webb	42 67		
												191	A	Radford	64 80		
												191	H	Radford	67 79		
												226	A	Presbyterian	49 75		
												226	H	Presbyterian	38 59		
												253	A	High Point	68 79		
												253	H	High Point	70 89		
												264	A	Campbell	65 72		
												264	H	Campbell	56 73		
												282	A	Coastal Caro.	56 48		
												282	H	Coastal Caro.	84 76		
												293	A	Charleston So.	58 66		
												293	H	Charleston So.	54 63		
												307	A	UNCG	60 81		
												322	A	Delaware St.	63 88		
												324	A	Winthrop	63 60		
												324	H	Winthrop	67 60		
												348	H	N.C. Central	60 49		
LAST 12 Division I GAMES:																	
				282	H	Coastal Caro.	84 76					293	A	Charleston So.	58 66		
				118	A	Liberty	47 67					226	A	Presbyterian	49 75		
				191	A	Radford	64 80					324	H	Winthrop	67 60		
				253	H	High Point	70 89					118	H	Liberty	67 72		
				264	A	Campbell	65 72					189	A	Gardner-Webb	42 67		
				135	H	UNC Asheville	54 61					191	H	Radford	67 79		

Non-Div I Games: Notre Dame (MD) 83 32 N.C. Wesleyan 100 57

Longwood

■ Loss,
 ■ Non-Conf, S Site,
 ■ Home
 ■ Away
 N Neutral

Non-Division I Team				Through Games of March 17, 2010						
Average RPI Win:	226	WON-LOST	WINNING	LAST 10	STRENGTH OF	OPP. STRENGTH	TEAM	ADJ.	CONF.	ADJ CONF.
Average RPI Loss:	119	RECORD	PCT. RANK	GAMES	SCHEDULE	OF SCHEDULE	RPI	RPI	RPI	RPI
DIV. I ONLY	13- 14	180	4- 6	178	122	183	183	12	12	
DIV. I NON-CONF.	4- 6	201	0- 0	183	170	220	220	11	11	

TOTALS	RPI 1-25	RPI 26-50		W-L RECORDS		RPI 51-100	RPI 101-150	RPI 150+		
13- 14	0- 1	0- 3		OVERALL		0- 2	2- 2	11- 6		
8- 5	0- 0	0- 2		HOME		0- 0	1- 1	7- 2		
4- 8	0- 0	0- 0		AWAY		0- 2	1- 0	3- 0		
1- 1	0- 1	0- 0		NEUTRAL		0- 0	0- 0	1- 0		
4- 6	0- 1	0- 1		NON-CONFERENCE		0- 0	1- 1	3- 3		
2- 3	0- 0	0- 1		HOME		0- 0	1- 0	1- 2		
1- 2	0- 0	0- 0		AWAY		0- 0	0- 1	1- 1		
1- 1	0- 1	0- 0		NEUTRAL		0- 0	0- 0	1- 0		
9- 8	0- 0	0- 2		CONFERENCE		0- 2	1- 1	8- 3		
6- 2	0- 0	0- 1		HOME		0- 0	0- 1	6- 0		
3- 6	0- 0	0- 1		AWAY		0- 2	1- 0	2- 3		
0- 0	0- 0	0- 0		NEUTRAL		0- 0	0- 0	0- 0		

RPI 1-25				RPI 26-50				RPI 51-100				RPI 101+				Team's RPI: 183	
RPI	S	Opponent	Score	RPI	S	Opponent	Score	RPI	S	Opponent	Score	RPI	S	Opponent	Score		
8	N	UCLA	57 68	27	H	Mississippi St.	63 93	61	A	Middle Tenn.	57 68	120	A	Arizona	67 77		
				31	A	UTEP	80 86	76	A	Charlotte	58 63	132	H	La.-Lafayette	79 62		
				31	H	UTEP	65 72					141	H	Marshall	52 54		
												150	A	Old Dominion	69 51		
												152	H	McNeese St.	71 74		
												154	A	UAB	49 64		
												162	A	Southern Miss.	59 69		
												162	H	Southern Miss.	72 37		
												177	H	Fla. Atlantic	65 62		
												194	A	Wisconsin	65 79		
												204	H	SFA	76 44		
												225	A	Rice	77 84		
												225	H	Rice	63 61		
												239	A	North Texas	78 67		
												239	H	North Texas	77 71		
												247	A	UTSA	82 72		
												247	H	UTSA	75 66		
												281	H	Prairie View	68 77		
												303	A	Nicholls St.	58 55		
												304	N	Denver	58 53		
												310	H	FIU	82 63		
LAST 12 Division I GAMES:																	
				141	H	Marshall	52 54	61	A	Middle Tenn.	57 68						
				225	A	Rice	77 84	239	H	North Texas	77 71						
				239	A	North Texas	78 67	225	H	Rice	63 61						
				31	H	UTEP	65 72	31	A	UTEP	80 86						
				247	H	UTSA	75 66	247	A	UTSA	82 72						
				154	A	UAB	49 64	162	H	Southern Miss.	72 37						

Non-Div I Games:	Loyola (LA)	76	40
------------------	-------------	----	----

Louisiana Tech

Loss, Non-Conf, S Site, H Home A Away N Neutral

Louisville

Through Games Of March 4, 2016

Average RPI Win: 118		WON-LOST	WINNING	LAST 10	STRENGTH OF	OPP. STRENGTH	TEAM	ADJ.	CONF.	ADJ CONF.
Average RPI Loss: 46		RECORD	PCT. RANK	GAMES	SCHEDULE	OF SCHEDULE	RPI	RPI	RPI	RPI
DIV. I ONLY		25- 6	26	9- 1	27	22	13	13	4	4
DIV. I NON-CONF.		9- 5	108	1- 0	56	24	64	64	5	5
TOTALS		RPI 1-25	RPI 26-50		W-L RECORDS		RPI 51-100	RPI 101-150	RPI 150+	
25- 6	4- 2	3- 1		OVERALL		2- 3	10- 0	6- 0		
12- 2	2- 1	1- 0		HOME		0- 1	6- 0	3- 0		
11- 2	2- 1	2- 1		AWAY		1- 0	4- 0	2- 0		
2- 2	0- 0	0- 0		NEUTRAL		1- 2	0- 0	1- 0		
9- 5	2- 1	0- 1		NON-CONFERENCE		0- 3	2- 0	5- 0		
5- 1	1- 0	0- 0		HOME		0- 1	2- 0	2- 0		
3- 2	1- 1	0- 1		AWAY		0- 0	0- 0	2- 0		
1- 2	0- 0	0- 0		NEUTRAL		0- 2	0- 0	1- 0		
16- 1	2- 1	3- 0		CONFERENCE		2- 0	8- 0	1- 0		
7- 1	1- 1	1- 0		HOME		0- 0	4- 0	1- 0		
8- 0	1- 0	2- 0		AWAY		1- 0	4- 0	0- 0		
1- 0	0- 0	0- 0		NEUTRAL		1- 0	0- 0	0- 0		

RPI 1-25				Team's RPI: 13		RPI 26-50				RPI 51-100				RPI 101+			
RPI	S	Opponent	Score	RPI	S	Opponent	Score	RPI	S	Opponent	Score	RPI	S	Opponent	Score		
1	H	Notre Dame	61 66	28	A	Miami (FL)	79 51	63	N	Purdue	60 62	103	H	UT Martin	88 66		
12	A	Kentucky	54 72	38	A	Western Ky.	69 71	71	A	Georgia Tech	78 65	106	A	Virginia	59 41		
14	A	Syracuse	71 53	48	H	Duke	65 48	71	N	Georgia Tech	60 50	106	H	Virginia	74 59		
15	H	Florida St.	79 69	49	A	North Carolina St.	92 90	79	H	California	71 75	114	H	IUPUI	70 61		
17	A	Michigan St.	85 78					81	N	Dayton	66 79	115	A	Boston College	55 45		
25	H	South Fla.	67 50									119	H	Virginia Tech	56 45		

Non-Div I Games:

Louisville

■ Loss,
 ■ Non-Conf, S Site,
 ■ Home
 ■ Away
 N Neutral

Loyola Chicago

Through Games Of March 4, 2016

Average RPI Win:	240	WON-LOST	WINNING	LAST 10	STRENGTH OF	OPP. STRENGTH	TEAM	ADJ.	CONF.	ADJ CONF.
Average RPI Loss:	112	RECORD	PCT. RANK	GAMES	SCHEDULE	OF SCHEDULE	RPI	RPI	RPI	RPI
DIV. I ONLY	13- 15	193	4- 6	160	153	171	171	21	21	
DIV. I NON-CONF.	4- 7	222	0- 0	74	23	151	151	17	17	
TOTALS	RPI 1-25	RPI 26-50	W-L RECORDS	RPI 51-100	RPI 101-150	RPI 150+				
13- 15	1- 2	0- 1	OVERALL	1- 5	2- 4	9- 3				
6- 7	0- 0	0- 1	HOME	1- 2	1- 3	4- 1				
7- 8	1- 2	0- 0	AWAY	0- 3	1- 1	5- 2				
0- 0	0- 0	0- 0	NEUTRAL	0- 0	0- 0	0- 0				
4- 7	1- 2	0- 1	NON-CONFERENCE	0- 2	0- 2	3- 0				
1- 4	0- 0	0- 1	HOME	0- 1	0- 2	1- 0				
3- 3	1- 2	0- 0	AWAY	0- 1	0- 0	2- 0				
0- 0	0- 0	0- 0	NEUTRAL	0- 0	0- 0	0- 0				
9- 8	0- 0	0- 0	CONFERENCE	1- 3	2- 2	6- 3				
5- 3	0- 0	0- 0	HOME	1- 1	1- 1	3- 1				
4- 5	0- 0	0- 0	AWAY	0- 2	1- 1	3- 2				
0- 0	0- 0	0- 0	NEUTRAL	0- 0	0- 0	0- 0				

RPI 1-25				RPI 26-50				RPI 51-100				RPI 101+ Team's RPI: 171			
RPI	S	Opponent	Score	RPI	S	Opponent	Score	RPI	S	Opponent	Score	RPI	S	Opponent	Score
17	A	Michigan St.	47 76	28	H	Miami (FL)	50 77	71	A	Georgia Tech	77 84	104	H	Northwestern	72 81
19	A	DePaul	88 75					75	H	Central Mich.	59 68	109	A	Drake	61 91
20	A	Green Bay	51 65					91	A	Missouri St.	81 91	109	H	Drake	65 81
								91	H	Missouri St.	62 73	133	A	Southern Ill.	69 68
								93	A	UNI	52 63	133	H	Southern Ill.	83 59
								93	H	UNI	64 60	143	H	Western Mich.	45 68
												213	A	Indiana St.	48 62
												213	H	Indiana St.	71 74
												225	A	Rice	57 50
												288	H	Lamar	82 71
												297	A	Wichita St.	62 65
												297	H	Wichita St.	60 55
												302	A	Bradley	67 54
												313	A	Illinois St.	57 41
												313	H	Illinois St.	73 61
												334	A	Evansville	63 49
												334	H	Evansville	67 54
												338	A	Eastern Ill.	86 75
LAST 12 Division I GAMES:															
				93	A	UNI	52 63	334	H	Evansville	67 54				
				109	A	Drake	61 91	133	H	Southern Ill.	83 59				
				213	H	Indiana St.	71 74	109	H	Drake	65 81				
				313	H	Illinois St.	73 61	93	H	UNI	64 60				
				297	A	Wichita St.	62 65	313	A	Illinois St.	57 41				
				91	A	Missouri St.	81 91	213	A	Indiana St.	48 62				

Non-Div I Games:

Loyola Chicago

Loss, Non-Conf, S Site, H Home A Away N Neutral

Loyola Maryland

Through Games Of March 4, 2016

Average RPI Win:	301	WON-LOST	WINNING	LAST 10	STRENGTH OF	OPP. STRENGTH	TEAM	ADJ.	CONF.	ADJ CONF.
Average RPI Loss:	156	RECORD	PCT. RANK	GAMES	SCHEDULE	OF SCHEDULE	RPI	RPI	RPI	RPI
DIV. I ONLY	14- 15	176	6- 4	283	303	231	231	25	25	
DIV. I NON-CONF.	3- 8	258	0- 0	284	313	284	284	27	27	
TOTALS	RPI 1-25	RPI 26-50	W-L RECORDS	RPI 51-100	RPI 101-150	RPI 150+				
14- 15	0- 1	0- 1	OVERALL	0- 4	0- 1	14- 8				
7- 6	0- 0	0- 0	HOME	0- 2	0- 0	7- 4				
7- 9	0- 1	0- 1	AWAY	0- 2	0- 1	7- 4				
0- 0	0- 0	0- 0	NEUTRAL	0- 0	0- 0	0- 0				
3- 8	0- 1	0- 1	NON-CONFERENCE	0- 0	0- 1	3- 5				
1- 3	0- 0	0- 0	HOME	0- 0	0- 0	1- 3				
2- 5	0- 1	0- 1	AWAY	0- 0	0- 1	2- 2				
0- 0	0- 0	0- 0	NEUTRAL	0- 0	0- 0	0- 0				
11- 7	0- 0	0- 0	CONFERENCE	0- 4	0- 0	11- 3				
6- 3	0- 0	0- 0	HOME	0- 2	0- 0	6- 1				
5- 4	0- 0	0- 0	AWAY	0- 2	0- 0	5- 2				
0- 0	0- 0	0- 0	NEUTRAL	0- 0	0- 0	0- 0				

RPI 1-25				RPI 26-50				RPI 51-100				RPI 101+ Team's RPI: 231			
RPI	S	Opponent	Score	RPI	S	Opponent	Score	RPI	S	Opponent	Score	RPI	S	Opponent	Score
11	A	Maryland	47 97	46	A	Villanova	55 67	67	A	Army West Point	37 70	150	A	Old Dominion	41 64
								67	H	Army West Point	44 52	174	H	UMBC	46 52
								90	A	Bucknell	64 71	186	H	Fairfield	45 71
								90	H	Bucknell	42 64	201	H	William & Mary	61 62
												220	A	Lehigh	48 66
												220	H	Lehigh	68 76
												234	A	Navy	38 45
												234	H	Navy	51 38
												240	A	Columbia	53 63
												251	A	Holy Cross	59 49
												251	H	Holy Cross	58 45
												273	A	American	55 50
												273	H	American	52 46
												301	A	Colgate	65 49
												301	H	Colgate	55 38
												318	A	Mt. St. Mary's	65 63
												326	A	Lafayette	55 51
												326	H	Lafayette	66 65
												335	A	Lipscomb	57 52
												337	A	St. Francis Brooklyn	54 64
												341	A	Boston U.	67 46
												341	H	Boston U.	63 54
												347	H	Norfolk St.	75 67
LAST 12 Division I GAMES:															
251	H	Holy Cross	58 45	234	A	Navy	38 45								
273	A	American	55 50	67	H	Army West Point	44 52								
251	A	Holy Cross	59 49	220	H	Lehigh	68 76								
301	H	Colgate	55 38	326	A	Lafayette	55 51								
90	H	Bucknell	42 64	301	A	Colgate	65 49								
341	A	Boston U.	67 46	90	A	Bucknell	64 71								

Non-Div I Games:

Loyola Maryland

Loss, Non-Conf, S Site, H Home A Away N Neutral

Loyola Marymount

Through Games Of March 4, 2016

Average RPI Win:	265	WON-LOST	WINNING	LAST 10	STRENGTH OF	OPP. STRENGTH	TEAM	ADJ.	CONF.	ADJ CONF.
Average RPI Loss:	105	RECORD	PCT. RANK	GAMES	SCHEDULE	OF SCHEDULE	RPI	RPI	RPI	RPI
DIV. I ONLY	11- 20	260	5- 5	195	101	238	238	8	8	
DIV. I NON-CONF.	4- 7	222	1- 0	333	190	299	299	9	9	
TOTALS	RPI 1-25	RPI 26-50	W-L RECORDS	RPI 51-100	RPI 101-150	RPI 150+				
11- 20	0- 2	0- 1	OVERALL	0- 10	0- 3	11- 4				
5- 8	0- 1	0- 0	HOME	0- 4	0- 1	5- 2				
4- 11	0- 1	0- 1	AWAY	0- 5	0- 2	4- 2				
2- 1	0- 0	0- 0	NEUTRAL	0- 1	0- 0	2- 0				
4- 7	0- 0	0- 1	NON-CONFERENCE	0- 1	0- 1	4- 4				
2- 2	0- 0	0- 0	HOME	0- 0	0- 0	2- 2				
1- 5	0- 0	0- 1	AWAY	0- 1	0- 1	1- 2				
1- 0	0- 0	0- 0	NEUTRAL	0- 0	0- 0	1- 0				
7- 13	0- 2	0- 0	CONFERENCE	0- 9	0- 2	7- 0				
3- 6	0- 1	0- 0	HOME	0- 4	0- 1	3- 0				
3- 6	0- 1	0- 0	AWAY	0- 4	0- 1	3- 0				
1- 1	0- 0	0- 0	NEUTRAL	0- 1	0- 0	1- 0				

RPI 1-25				RPI 26-50				RPI 51-100				RPI 101+ Team's RPI: 238			
RPI	S	Opponent	Score	RPI	S	Opponent	Score	RPI	S	Opponent	Score	RPI	S	Opponent	Score
16	A	BYU	61 75	44	A	Missouri	48 80	51	A	St. Mary's (CA)	57 72	110	A	Gonzaga	68 83
16	H	BYU	75 82					51	H	St. Mary's (CA)	81 91	110	H	Gonzaga	59 66
								51	N	St. Mary's (CA)	71 85	124	A	Hawaii	51 65
								53	A	UC Riverside	62 80	173	A	Pacific	63 60
								62	A	Santa Clara	41 68	173	H	Pacific	96 88
								62	H	Santa Clara	56 57	190	A	Cal Poly	58 70
								85	A	San Diego	58 82	196	A	Colorado	81 92
								85	H	San Diego	67 75	250	H	San Diego St.	92 65
								89	A	San Francisco	72 81	263	H	Seattle	69 78
								89	H	San Francisco	73 75	267	A	Pepperdine	83 77
												267	H	Pepperdine	79 69
												268	A	UC Santa Barbara	70 63
												287	A	Portland	77 62
												287	H	Portland	62 52
												287	N	Portland	85 72
												320	N	Nevada	69 58
												336	H	UC Irvine	95 50
												343	H	Cal St. Fullerton	73 75
LAST 12 Division I GAMES:															
		51	N	St. Mary's (CA)	71	85		51	H	St. Mary's (CA)	81	91			
		287	N	Portland	85	72		173	H	Pacific	96	88			
		336	H	UC Irvine	95	50		287	A	Portland	77	62			
		267	A	Pepperdine	83	77		110	A	Gonzaga	68	83			
		89	A	San Francisco	72	81		85	H	San Diego	67	75			
		62	A	Santa Clara	41	68		16	H	BYU	75	82			

Non-Div I Games:

Loyola Marymount

■ Loss,
 ■ Non-Conf,
 ■ S Site,
 ■ H Home
 ■ A Away
 N Neutral

Maine

Through Games Of March 4, 2016

Average RPI Win:	212	WON-LOST	WINNING	LAST 10	STRENGTH OF	OPP. STRENGTH	TEAM	ADJ.	CONF.	ADJ CONF.
Average RPI Loss:	99	RECORD	PCT. RANK	GAMES	SCHEDULE	OF SCHEDULE	RPI	RPI	RPI	RPI
DIV. I ONLY	23- 7	41	10- 0	224	146	70	70	16	16	
DIV. I NON-CONF.	8- 6	136	0- 0	245	43	125	125	19	19	
TOTALS	RPI 1-25	RPI 26-50	W-L RECORDS	RPI 51-100	RPI 101-150	RPI 150+				
23- 7	0- 0	1- 1	OVERALL	2- 3	1- 2	19- 1				
11- 0	0- 0	1- 0	HOME	0- 0	0- 0	10- 0				
10- 6	0- 0	0- 1	AWAY	1- 2	0- 2	9- 1				
2- 1	0- 0	0- 0	NEUTRAL	1- 1	1- 0	0- 0				
8- 6	0- 0	0- 0	NON-CONFERENCE	2- 3	1- 2	5- 1				
3- 0	0- 0	0- 0	HOME	0- 0	0- 0	3- 0				
3- 5	0- 0	0- 0	AWAY	1- 2	0- 2	2- 1				
2- 1	0- 0	0- 0	NEUTRAL	1- 1	1- 0	0- 0				
15- 1	0- 0	1- 1	CONFERENCE	0- 0	0- 0	14- 0				
8- 0	0- 0	1- 0	HOME	0- 0	0- 0	7- 0				
7- 1	0- 0	0- 1	AWAY	0- 0	0- 0	7- 0				
0- 0	0- 0	0- 0	NEUTRAL	0- 0	0- 0	0- 0				

RPI S	Opponent	Score	RPI S	Opponent	Score	RPI S	Opponent	Score	RPI S	Opponent	Score
50	A Albany (NY)	59 64	50	H Albany (NY)	65 53	63	A Purdue	33 56	115	A Boston College	48 55
						77	A Minnesota	64 91	122	N LSU	52 41
						81	N Dayton	37 58	147	A North Carolina	58 59
						91	N Missouri St.	69 65	160	A Northeastern	44 56
						99	A Harvard	64 53	161	A Stony Brook	60 43
									161	H Stony Brook	55 52
									174	A UMBC	72 38
									174	H UMBC	65 55
									210	A Hartford	50 44
									210	H Hartford	61 43
									215	A Dartmouth	59 41
									228	H Bryant	76 38
									230	A Binghamton	52 38
									230	H Binghamton	69 37
									237	A New Hampshire	62 52
									237	H New Hampshire	59 55
									258	H Clemson	75 42
									275	H Central Conn. St.	62 42
									280	A Vermont	62 41
									280	H Vermont	63 51
									319	A UMass Lowell	73 46
									319	H UMass Lowell	74 44
									325	A North Dakota St.	82 51
LAST 12 Division I GAMES:											
230	H Binghamton	69 37	174	A UMBC	72 38						
210	A Hartford	50 44	280	H Vermont	63 51						
161	A Stony Brook	60 43	230	A Binghamton	52 38						
50	H Albany (NY)	65 53	210	H Hartford	61 43						
319	A UMass Lowell	73 46	161	H Stony Brook	55 52						
237	H New Hampshire	59 55	237	A New Hampshire	62 52						

Non-Div I Games: Colby

82 42

Maine

■ Loss,
 ■ Non-Conf,
 ■ S Site,
 ■ Home
 ■ A Away
 N Neutral

Average RPI Win:	250	WON-LOST	WINNING	LAST 10	STRENGTH OF	OPP. STRENGTH	TEAM	ADJ.	CONF.	ADJ CONF.
Average RPI Loss:	198	RECORD	PCT. RANK	GAMES	SCHEDULE	OF SCHEDULE	RPI	RPI	RPI	RPI
DIV. I ONLY	15- 15	165	6- 4	313	259	242	242	23	23	
DIV. I NON-CONF.	3- 6	234	0- 0	303	311	294	294	22	22	
TOTALS	RPI 1-25	RPI 26-50	W-L RECORDS	RPI 51-100	RPI 101-150	RPI 150+				
15- 15	0- 0	0- 0	OVERALL	1- 2	1- 1	13- 12				
7- 7	0- 0	0- 0	HOME	0- 2	1- 0	6- 5				
7- 8	0- 0	0- 0	AWAY	1- 0	0- 1	6- 7				
1- 0	0- 0	0- 0	NEUTRAL	0- 0	0- 0	1- 0				
3- 6	0- 0	0- 0	NON-CONFERENCE	0- 1	0- 0	3- 5				
2- 2	0- 0	0- 0	HOME	0- 1	0- 0	2- 1				
1- 4	0- 0	0- 0	AWAY	0- 0	0- 0	1- 4				
0- 0	0- 0	0- 0	NEUTRAL	0- 0	0- 0	0- 0				
12- 9	0- 0	0- 0	CONFERENCE	1- 1	1- 1	10- 7				
5- 5	0- 0	0- 0	HOME	0- 1	1- 0	4- 4				
6- 4	0- 0	0- 0	AWAY	1- 0	0- 1	5- 3				
1- 0	0- 0	0- 0	NEUTRAL	0- 0	0- 0	1- 0				

RPI S	Opponent	Score	RPI S	Opponent	Score	RPI S	Opponent	Score	RPI S	Opponent	Score	Team's RPI: 242
						83	A Quinnipiac	52 42	116	A Iona	56 67	
						83	H Quinnipiac	63 81	116	H Iona	63 56	
						90	H Bucknell	56 61	155	A Yale	36 62	
									159	H Fordham	49 60	
									168	A Marist	64 59	
									168	H Marist	73 79	
									186	A Fairfield	70 55	
									186	H Fairfield	57 59	
									208	H Brown	80 56	
									222	A Canisius	68 70	
									222	H Canisius	77 55	
									233	A Siena	59 60	
									233	H Siena	56 49	
									237	A New Hampshire	57 72	
									251	A Holy Cross	44 58	
									256	A Monmouth	62 72	
									256	H Monmouth	56 57	
									273	A American	48 52	
									283	A Rider	74 70	
									283	H Rider	49 56	
									289	A Niagara	58 49	
									289	H Niagara	80 62	
									314	A Fairleigh Dickinson	85 78	
									337	H St. Francis Brooklyn	61 53	
									339	A Saint Peter's	60 43	
									339	H Saint Peter's	64 47	
LAST 12 Division I GAMES:												
			339	N Saint Peter's	60 43		256	H Monmouth	56 57			
			283	H Rider	49 56		168	A Marist	64 59			
			339	A Saint Peter's	60 43		222	H Canisius	77 55			
			289	A Niagara	58 49		256	A Monmouth	62 72			
			222	A Canisius	68 70		83	H Quinnipiac	63 81			
			233	H Siena	56 49		283	A Rider	74 70			

Non-Div I Games:

Manhattan

■ Loss,
 ■ Non-Conf,
 ■ S Site,
 ■ Home
 ■ A Away
 N Neutral

M
a
n
h
a
t
t
a
n

RPI S Opponent Score

Through Games Of March 4, 2016

RPI	S	Opponent	Score
339	N	Saint Peter's	60 43

M
a
n
h
a
t
t
a
n

Manhattan

[illegible]

Marist

Page 164

Average RPI Win:	163	WON-LOST	WINNING	LAST 10	STRENGTH OF	OPP. STRENGTH	TEAM	ADJ.	CONF.	ADJ CONF.
Average RPI Loss:	63	RECORD	PCT. RANK	GAMES	SCHEDULE	OF SCHEDULE	RPI	RPI	RPI	RPI
DIV. I ONLY	14- 15	176	6- 4	45	68	92	92	6	6	
DIV. I NON-CONF.	5- 6	180	0- 0	24	52	96	96	6	6	
TOTALS	RPI 1-25	RPI 26-50	W-L RECORDS	RPI 51-100	RPI 101-150	RPI 150+				
14- 15	0- 5	1- 3	OVERALL	3- 3	2- 3	8- 1				
9- 4	0- 2	1- 1	HOME	3- 0	1- 1	4- 0				
4- 11	0- 3	0- 2	AWAY	0- 3	1- 2	3- 1				
1- 0	0- 0	0- 0	NEUTRAL	0- 0	0- 0	1- 0				
5- 6	0- 3	0- 0	NON-CONFERENCE	1- 1	1- 2	3- 0				
2- 2	0- 1	0- 0	HOME	1- 0	0- 1	1- 0				
2- 4	0- 2	0- 0	AWAY	0- 1	1- 1	1- 0				
1- 0	0- 0	0- 0	NEUTRAL	0- 0	0- 0	1- 0				
9- 9	0- 2	1- 3	CONFERENCE	2- 2	1- 1	5- 1				
7- 2	0- 1	1- 1	HOME	2- 0	1- 0	3- 0				
2- 7	0- 1	0- 2	AWAY	0- 2	0- 1	2- 1				
0- 0	0- 0	0- 0	NEUTRAL	0- 0	0- 0	0- 0				

RPI 1-25				RPI 26-50				RPI 51-100 Team's RPI: 92				RPI 101+			
RPI	S	Opponent	Score	RPI	S	Opponent	Score	RPI	S	Opponent	Score	RPI	S	Opponent	Score
7	H	Oregon St.	58 65	33	A	Seton Hall	68 99	55	H	Auburn	70 69	114	H	IUPUI	55 60
10	A	Arizona St.	80 90	33	H	Seton Hall	89 82	57	A	St. John's (NY)	77 81	128	A	Creighton	81 83
19	A	DePaul	86 91	46	A	Villanova	60 81	57	H	St. John's (NY)	67 64	128	H	Creighton	79 72
19	H	DePaul	65 98	46	H	Villanova	75 82	58	A	South Dakota	69 97	134	A	Northern Ky.	78 83
20	A	Green Bay	55 75					94	A	Georgetown	72 75	142	A	Milwaukee	101 81
								94	H	Georgetown	87 72	157	A	Xavier	66 71
												157	H	Xavier	74 69
												194	H	Wisconsin	77 61
												195	N	Richmond	98 80
												197	A	Butler	80 64
												197	H	Butler	76 69
												261	A	Providence	92 85
												261	H	Providence	105 75
												310	A	FIU	95 83
LAST 12 Division I GAMES:															
19	H	DePaul	65 98	94	A	Georgetown	72 75								
261	A	Providence	92 85	33	H	Seton Hall	89 82								
128	A	Creighton	81 83	57	H	St. John's (NY)	67 64								
157	H	Xavier	74 69	128	H	Creighton	79 72								
197	H	Butler	76 69	261	H	Providence	105 75								
46	A	Villanova	60 81	197	A	Butler	80 64								

Non-Div I Games:

Marquette

■ Loss,
■ Non-Conf,
■ S Site,
■ H Home
■ A Away
N Neutral

Marshall

Through Games Of March 4, 2016

Average RPI Win:	223	WON-LOST	WINNING	LAST 10	STRENGTH OF	OPP. STRENGTH	TEAM	ADJ.	CONF.	ADJ CONF.
Average RPI Loss:	94	RECORD	PCT. RANK	GAMES	SCHEDULE	OF SCHEDULE	RPI	RPI	RPI	RPI
DIV. I ONLY	16- 10	109	5- 5	187	151	141	141	12	12	
DIV. I NON-CONF.	8- 1	23	0- 0	328	333	136	136	11	11	
TOTALS	RPI 1-25	RPI 26-50	W-L RECORDS	RPI 51-100	RPI 101-150	RPI 150+				
16- 10	0- 0	1- 3	OVERALL	0- 4	2- 1	13- 2				
11- 4	0- 0	1- 1	HOME	0- 2	1- 0	9- 1				
5- 5	0- 0	0- 1	AWAY	0- 2	1- 1	4- 1				
0- 1	0- 0	0- 1	NEUTRAL	0- 0	0- 0	0- 0				
8- 1	0- 0	0- 1	NON-CONFERENCE	0- 0	1- 0	7- 0				
6- 0	0- 0	0- 0	HOME	0- 0	0- 0	6- 0				
2- 0	0- 0	0- 0	AWAY	0- 0	1- 0	1- 0				
0- 1	0- 0	0- 1	NEUTRAL	0- 0	0- 0	0- 0				
8- 9	0- 0	1- 2	CONFERENCE	0- 4	1- 1	6- 2				
5- 4	0- 0	1- 1	HOME	0- 2	1- 0	3- 1				
3- 5	0- 0	0- 1	AWAY	0- 2	0- 1	3- 1				
0- 0	0- 0	0- 0	NEUTRAL	0- 0	0- 0	0- 0				

RPI 1-25				RPI 26-50				RPI 51-100				RPI 101+				Team's RPI: 141
RPI	S	Opponent	Score	RPI	S	Opponent	Score	RPI	S	Opponent	Score	RPI	S	Opponent	Score	
				26	N	West Virginia	60 66	61	A	Middle Tenn.	54 65	133	A	Southern Ill.	61 55	
				31	H	UTEP	79 64	61	H	Middle Tenn.	73 79	150	A	Old Dominion	55 77	
				38	A	Western Ky.	52 81	76	A	Charlotte	77 87	150	H	Old Dominion	80 62	
				38	H	Western Ky.	76 80	76	H	Charlotte	61 64	154	A	UAB	64 61	
												154	H	UAB	73 65	
												167	H	Cornell	73 47	
												177	A	Fla. Atlantic	73 84	
												183	A	Louisiana Tech	54 52	
												207	H	Rhode Island	72 62	
												225	H	Rice	81 52	
												239	H	North Texas	63 71	
												247	H	UTSA	80 76	
												266	H	Saint Francis (PA)	81 73	
												305	A	Morehead St.	104 101	
												310	A	FIU	65 58	
												344	H	NJIT	63 50	
												346	H	Alabama A&M	81 45	
												347	H	Norfolk St.	81 67	
LAST 12 Division I GAMES:																
				183	A	Louisiana Tech	54 52	247	H	UTSA	80 76					
				61	H	Middle Tenn.	73 79	31	H	UTEP	79 64					
				154	H	UAB	73 65	154	A	UAB	64 61					
				150	A	Old Dominion	55 77	61	A	Middle Tenn.	54 65					
				76	A	Charlotte	77 87	150	H	Old Dominion	80 62					
				38	H	Western Ky.	76 80	76	H	Charlotte	61 64					

Non-Div I Games: Brescia 92 40 West Va. Tech 83 39

Marshall

Loss, Non-Conf, S Site, H Home A Away N Neutral

Maryland

Through Games Of March 4, 2016

Average RPI Win: 129	WON-LOST	WINNING	LAST 10	STRENGTH OF	OPP. STRENGTH	TEAM	ADJ.	CONF.	ADJ CONF.
Average RPI Loss: 4	RECORD	PCT. RANK	GAMES	SCHEDULE	OF SCHEDULE	RPI	RPI	RPI	RPI
DIV. I ONLY	28- 3	7	9- 1	55	37	11	11	5	5
DIV. I NON-CONF.	11- 1	16	0- 0	102	145	19	19	4	4
TOTALS	RPI 1-25	RPI 26-50	W-L RECORDS	RPI 51-100	RPI 101-150	RPI 150+			
28- 3	2- 3	1- 0	OVERALL	10- 0	5- 0	10- 0			
15- 1	2- 1	1- 0	HOME	4- 0	1- 0	7- 0			
9- 1	0- 1	0- 0	AWAY	4- 0	2- 0	3- 0			
4- 1	0- 1	0- 0	NEUTRAL	2- 0	2- 0	0- 0			
11- 1	1- 1	0- 0	NON-CONFERENCE	1- 0	2- 0	7- 0			
7- 0	1- 0	0- 0	HOME	0- 0	0- 0	6- 0			
1- 0	0- 0	0- 0	AWAY	0- 0	0- 0	1- 0			
3- 1	0- 1	0- 0	NEUTRAL	1- 0	2- 0	0- 0			
17- 2	1- 2	1- 0	CONFERENCE	9- 0	3- 0	3- 0			
8- 1	1- 1	1- 0	HOME	4- 0	1- 0	1- 0			
8- 1	0- 1	0- 0	AWAY	4- 0	2- 0	2- 0			
1- 0	0- 0	0- 0	NEUTRAL	1- 0	0- 0	0- 0			

RPI S	Opponent	Score	RPI S	Opponent	Score	RPI S	Opponent	Score	RPI S	Opponent	Score
3 N	UConn	73 83	45 H	Indiana	86 63	52 A	Rutgers	73 59	104 A	Northwestern	79 70
5 A	Ohio St.	86 94				59 A	Iowa	76 56	104 H	Northwestern	80 62
5 H	Ohio St.	71 80				59 N	Iowa	75 55	126 N	Pittsburgh	70 49
14 H	Syracuse	82 64				60 N	South Dakota St.	62 55	130 A	Penn St.	89 53
17 H	Michigan St.	85 76				63 A	Purdue	87 67	150 N	Old Dominion	95 49
						63 H	Purdue	73 59	151 H	Detroit	97 41
						73 A	Michigan	74 67	165 H	Southern U.	94 61
						73 H	Michigan	76 56	176 A	Illinois	79 63
						77 H	Minnesota	110 77	194 A	Wisconsin	90 65
						98 H	Nebraska	89 50	194 H	Wisconsin	83 77
									231 H	Loyola Maryland	97 47
									253 H	High Point	105 50
									274 A	UMES	106 30
									275 H	Central Conn. St.	86 43
									319 H	UMass Lowell	102 53
LAST 12 Division I GAMES:											
59 N	Iowa	75 55	63 H	Purdue	73 59						
77 H	Minnesota	110 77	5 A	Ohio St.	86 94						
194 H	Wisconsin	83 77	17 H	Michigan St.	85 76						
52 A	Rutgers	73 59	63 A	Purdue	87 67						
73 H	Michigan	76 56	45 H	Indiana	86 63						
104 A	Northwestern	79 70	130 A	Penn St.	89 53						

Non-Div I Games:

Maryland

Loss, Non-Conf, S Site, H Home A Away N Neutral

Massachusetts

Through Games Of March 4, 2016

Average RPI Win:	207	WON-LOST	WINNING	LAST 10	STRENGTH OF	OPP. STRENGTH	TEAM	ADJ.	CONF.	ADJ CONF.
Average RPI Loss:	128	RECORD	PCT. RANK	GAMES	SCHEDULE	OF SCHEDULE	RPI	RPI	RPI	RPI
DIV. I ONLY	12- 18	234	6- 4	196	95	216	216	7	7	
DIV. I NON-CONF.	6- 6	160	0- 1	254	157	197	197	8	8	
TOTALS	RPI 1-25	RPI 26-50	W-L RECORDS	RPI 51-100	RPI 101-150	RPI 150+				
12- 18	0- 1	1- 3	OVERALL	2- 4	0- 2	9- 8				
7- 6	0- 0	1- 0	HOME	2- 1	0- 2	4- 3				
4- 10	0- 1	0- 3	AWAY	0- 2	0- 0	4- 4				
1- 2	0- 0	0- 0	NEUTRAL	0- 1	0- 0	1- 1				
6- 6	0- 0	0- 1	NON-CONFERENCE	1- 2	0- 1	5- 2				
4- 1	0- 0	0- 0	HOME	1- 0	0- 1	3- 0				
2- 4	0- 0	0- 1	AWAY	0- 1	0- 0	2- 2				
0- 1	0- 0	0- 0	NEUTRAL	0- 1	0- 0	0- 0				
6- 12	0- 1	1- 2	CONFERENCE	1- 2	0- 1	4- 6				
3- 5	0- 0	1- 0	HOME	1- 1	0- 1	1- 3				
2- 6	0- 1	0- 2	AWAY	0- 1	0- 0	2- 2				
1- 1	0- 0	0- 0	NEUTRAL	0- 0	0- 0	1- 1				

RPI	S	Opponent	Score	RPI	S	Opponent	Score	RPI	S	Opponent	Score	RPI	S	Opponent	Score	Team's RPI: 216
21	A	Duquesne	64 73	34	A	St. Bonaventure	41 66	54	A	Saint Louis	49 69	113	H	Saint Joseph's	58 62	
				34	H	St. Bonaventure	69 60	64	N	Ball St.	54 81	127	H	Buffalo	48 56	
				39	A	George Washington	50 67	66	H	Hofstra	57 56	159	H	Fordham	55 60	
				48	A	Duke	46 70	69	H	VCU	66 74	159	N	Fordham	62 73	
								81	H	Dayton	76 69	170	A	George Mason	59 64	
								99	A	Harvard	65 67	184	A	Davidson	66 62	
												195	H	Richmond	68 74	
												196	A	Colorado	63 90	
												207	A	Rhode Island	71 64	
												207	H	Rhode Island	79 80	
												210	H	Hartford	63 57	
												228	A	Bryant	86 69	
												251	A	Holy Cross	74 60	
												275	A	Central Conn. St.	68 78	
												279	A	La Salle	57 66	
												279	H	La Salle	80 57	
												279	N	La Salle	81 65	
												319	H	UMass Lowell	84 58	
												341	H	Boston U.	73 56	
LAST 12 Division I GAMES:																
				159	N	Fordham	62 73	81	H	Dayton	76 69					
				279	N	La Salle	81 65	34	H	St. Bonaventure	69 60					
				64	N	Ball St.	54 81	279	A	La Salle	57 66					
				279	H	La Salle	80 57	159	H	Fordham	55 60					
				207	A	Rhode Island	71 64	21	A	Duquesne	64 73					
				184	A	Davidson	66 62	170	A	George Mason	59 64					

Non-Div I Games:

Massachusetts

Loss, Non-Conf, S Site, H Home A Away N Neutral

Average RPI Win:	257	WON-LOST	WINNING	LAST 10	STRENGTH OF	OPP. STRENGTH	TEAM	ADJ.	CONF.	ADJ CONF.
Average RPI Loss:	144	RECORD	PCT. RANK	GAMES	SCHEDULE	OF SCHEDULE	RPI	RPI	RPI	RPI
DIV. I ONLY	16- 10	109	7- 3	291	208	152	152	26	26	
DIV. I NON-CONF.	5- 4	138	0- 0	124	53	90	90	26	26	
TOTALS	RPI 1-25	RPI 26-50	W-L RECORDS	RPI 51-100	RPI 101-150	RPI 150+				
16- 10	0- 1	0- 1	OVERALL	0- 2	2- 2	14- 4				
9- 2	0- 0	0- 0	HOME	0- 0	1- 1	8- 1				
6- 8	0- 1	0- 1	AWAY	0- 2	1- 1	5- 3				
1- 0	0- 0	0- 0	NEUTRAL	0- 0	0- 0	1- 0				
5- 4	0- 1	0- 1	NON-CONFERENCE	0- 1	1- 0	4- 1				
2- 0	0- 0	0- 0	HOME	0- 0	0- 0	2- 0				
2- 4	0- 1	0- 1	AWAY	0- 1	1- 0	1- 1				
1- 0	0- 0	0- 0	NEUTRAL	0- 0	0- 0	1- 0				
11- 6	0- 0	0- 0	CONFERENCE	0- 1	1- 2	10- 3				
7- 2	0- 0	0- 0	HOME	0- 0	1- 1	6- 1				
4- 4	0- 0	0- 0	AWAY	0- 1	0- 1	4- 2				
0- 0	0- 0	0- 0	NEUTRAL	0- 0	0- 0	0- 0				

RPI 1-25				RPI 26-50				RPI 51-100				RPI 101+ Team's RPI: 152			
RPI	S	Opponent	Score	RPI	S	Opponent	Score	RPI	S	Opponent	Score	RPI	S	Opponent	Score
2	A	Baylor	46 105	43	A	Chattanooga	53 68	74	A	Abilene Christian	62 79	108	H	Central Ark.	56 70
								80	A	Tulane	55 74	117	A	Northwestern St.	64 85
												117	H	Northwestern St.	78 74
												139	A	UT Arlington	63 57
												175	A	Ole Miss	56 96
												183	A	Louisiana Tech	74 71
												204	A	SFA	55 80
												215	N	Dartmouth	78 56
												224	H	Sam Houston St.	82 79
												225	H	Rice	61 53
												243	A	Houston Baptist	71 64
												276	H	La.-Monroe	72 62
												288	A	Lamar	76 69
												288	H	Lamar	92 84
												303	A	Nicholls St.	81 85
												303	H	Nicholls St.	96 62
												312	A	Southeastern La.	83 74
												312	H	Southeastern La.	96 79
												317	H	A&M-Corpus Christi	72 51
												329	H	Incarinate Word	55 68
												332	A	New Orleans	77 74
												332	H	New Orleans	92 63
LAST 12 Division I GAMES:															
303	H	Nicholls St.	96 62	303	A	Nicholls St.	81 85								
288	A	Lamar	76 69	332	H	New Orleans	92 63								
288	H	Lamar	92 84	332	A	New Orleans	77 74								
108	H	Central Ark.	56 70	312	H	Southeastern La.	96 79								
117	A	Northwestern St.	64 85	117	H	Northwestern St.	78 74								
312	A	Southeastern La.	83 74	329	H	Incarinate Word	55 68								

Non-Div I Games: Southern-N.O. 97 61 Louisiana Col. 73 59 Loyola (LA) 70 69

McNeese St.

Loss, Non-Conf, S Site, H Home A Away N Neutral

Memphis

Through Games Of March 4, 2016

Average RPI Win:	187	WON-LOST	WINNING	LAST 10	STRENGTH OF	OPP. STRENGTH	TEAM	ADJ.	CONF.	ADJ CONF.
Average RPI Loss:	87	RECORD	PCT. RANK	GAMES	SCHEDULE	OF SCHEDULE	RPI	RPI	RPI	RPI
DIV. I ONLY	18- 11	103	8- 2	135	81	102	102	9	9	
DIV. I NON-CONF.	6- 5	146	0- 0	143	93	153	153	7	7	
TOTALS	RPI 1-25	RPI 26-50	W-L RECORDS	RPI 51-100	RPI 101-150	RPI 150+				
18- 11	1- 3	0- 1	OVERALL	4- 3	1- 1	12- 3				
12- 4	1- 1	0- 1	HOME	3- 1	1- 0	7- 1				
6- 7	0- 2	0- 0	AWAY	1- 2	0- 1	5- 2				
0- 0	0- 0	0- 0	NEUTRAL	0- 0	0- 0	0- 0				
6- 5	0- 0	0- 1	NON-CONFERENCE	2- 2	1- 1	3- 1				
5- 2	0- 0	0- 1	HOME	1- 1	1- 0	3- 0				
1- 3	0- 0	0- 0	AWAY	1- 1	0- 1	0- 1				
0- 0	0- 0	0- 0	NEUTRAL	0- 0	0- 0	0- 0				
12- 6	1- 3	0- 0	CONFERENCE	2- 1	0- 0	9- 2				
7- 2	1- 1	0- 0	HOME	2- 0	0- 0	4- 1				
5- 4	0- 2	0- 0	AWAY	0- 1	0- 0	5- 1				
0- 0	0- 0	0- 0	NEUTRAL	0- 0	0- 0	0- 0				

RPI	S	Opponent	Score	RPI	S	Opponent	Score	RPI	S	Opponent	Score	RPI	S	Opponent	Score	Team's RPI: 102
3	A	UConn	40 83	39	H	George Washington	62 68	54	H	Saint Louis	57 63	105	A	Little Rock	53 61	
3	H	UConn	46 86					65	A	Temple	58 82	133	H	Southern Ill.	61 58	
25	A	South Fla.	82 97					65	H	Temple	100 97	153	A	East Carolina	79 78	
25	H	South Fla.	88 87					75	A	Central Mich.	64 61	153	H	East Carolina	93 83	
								77	A	Minnesota	60 70	176	H	Illinois	81 75	
								80	H	Tulane	83 67	180	A	Tulsa	69 58	
								94	H	Georgetown	57 53	180	H	Tulsa	59 65	
												187	A	SMU	49 58	
												217	A	Kansas	63 72	
												236	A	Cincinnati	64 47	
												236	H	Cincinnati	54 51	
												277	A	UCF	69 52	
												277	H	UCF	75 59	
												285	A	Houston	77 64	
												285	H	Houston	74 57	
												295	H	Jacksonville St.	70 55	
												338	H	Eastern Ill.	80 49	
LAST 12 Division I GAMES:																
285	A	Houston	77 64	236	H	Cincinnati	54 51									
153	H	East Carolina	93 83	3	A	UConn	40 83									
25	A	South Fla.	82 97	277	H	UCF	75 59									
65	H	Temple	100 97	180	A	Tulsa	69 58									
153	A	East Carolina	79 78	25	H	South Fla.	88 87									
277	A	UCF	69 52	187	A	SMU	49 58									

Non-Div I Games:

Memphis

■ Loss,
 ■ Non-Conf,
 ■ S Site,
 ■ Home
 ■ A Away
 N Neutral

Average RPI Win:	251	WON-LOST	WINNING	LAST 10	STRENGTH OF	OPP. STRENGTH	TEAM	ADJ.	CONF.	ADJ CONF.
Average RPI Loss:	75	RECORD	PCT. RANK	GAMES	SCHEDULE	OF SCHEDULE	RPI	RPI	RPI	RPI
DIV. I ONLY	22- 7	48	9- 1	267	214	111	111	17	17	
DIV. I NON-CONF.	8- 5	120	0- 0	232	287	159	159	15	15	
TOTALS	RPI 1-25	RPI 26-50	W-L RECORDS	RPI 51-100	RPI 101-150	RPI 150+				
22- 7	0- 1	1- 2	OVERALL	0- 2	2- 1	19- 1				
10- 3	0- 0	1- 0	HOME	0- 1	1- 1	8- 1				
9- 3	0- 1	0- 2	AWAY	0- 0	1- 0	8- 0				
3- 1	0- 0	0- 0	NEUTRAL	0- 1	0- 0	3- 0				
8- 5	0- 1	0- 1	NON-CONFERENCE	0- 2	0- 1	8- 0				
4- 2	0- 0	0- 0	HOME	0- 1	0- 1	4- 0				
3- 2	0- 1	0- 1	AWAY	0- 0	0- 0	3- 0				
1- 1	0- 0	0- 0	NEUTRAL	0- 1	0- 0	1- 0				
14- 2	0- 0	1- 1	CONFERENCE	0- 0	2- 0	11- 1				
6- 1	0- 0	1- 0	HOME	0- 0	1- 0	4- 1				
6- 1	0- 0	0- 1	AWAY	0- 0	1- 0	5- 0				
2- 0	0- 0	0- 0	NEUTRAL	0- 0	0- 0	2- 0				

RPI 1-25				RPI 26-50				RPI 51-100				RPI 101+ Team's RPI: 111			
RPI	S	Opponent	Score	RPI	S	Opponent	Score	RPI	S	Opponent	Score	RPI	S	Opponent	Score
15	A	Florida St.	36 79	36	A	Georgia	44 57	54	H	Saint Louis	60 68	112	A	Samford	63 60
				43	A	Chattanooga	45 67	76	N	Charlotte	62 72	112	H	Samford	63 61
				43	H	Chattanooga	67 44					133	H	Southern Ill.	52 55
												166	A	ETSU	61 45
												166	H	ETSU	53 55
												211	A	Furman	61 50
												211	H	Furman	64 62
												211	N	Furman	64 50
												227	H	Col. of Charleston	66 58
												278	A	Tennessee Tech	63 47
												286	A	Kennesaw St.	72 61
												294	H	Ga. Southern	62 50
												295	H	Jacksonville St.	46 39
												296	A	Florida A&M	54 50
												300	A	Western Caro.	92 88
												300	H	Western Caro.	63 42
												306	A	Wofford	70 61
												306	H	Wofford	80 32
												307	A	UNCG	86 78
												307	H	UNCG	81 47
												307	N	UNCG	75 53
												327	H	North Florida	68 54
												330	N	Howard	70 53
LAST 12 Division I GAMES:															
				211	N	Furman	64 50					112	H	Samford	63 61
				307	N	UNCG	75 53					307	H	UNCG	81 47
				211	H	Furman	64 62					300	H	Western Caro.	63 42
				306	H	Wofford	80 32					211	A	Furman	61 50
				43	A	Chattanooga	45 67					306	A	Wofford	70 61
				166	A	ETSU	61 45					166	H	ETSU	53 55

Non-Div I Games: Faulkner 86 33 Coastal Ga. 87 48

Mercer

Loss, Non-Conf, S Site, H Home A Away N Neutral

Average RPI Win:	150	WON-LOST	WINNING	LAST 10	STRENGTH OF	OPP. STRENGTH	TEAM	ADJ.	CONF.	ADJ CONF.
Average RPI Loss:	24	RECORD	PCT. RANK	GAMES	SCHEDULE	OF SCHEDULE	RPI	RPI	RPI	RPI
DIV. I ONLY	24- 7	37	6- 4	58	46	28	28	4	4	
DIV. I NON-CONF.	12- 1	9	0- 0	175	132	40	40	5	5	
TOTALS	RPI 1-25	RPI 26-50	W-L RECORDS	RPI 51-100	RPI 101-150	RPI 150+				
24- 7	1- 6	3- 0	OVERALL	2- 0	10- 1	8- 0				
13- 3	0- 3	2- 0	HOME	0- 0	5- 0	6- 0				
8- 3	0- 2	0- 0	AWAY	2- 0	4- 1	2- 0				
3- 1	1- 1	1- 0	NEUTRAL	0- 0	1- 0	0- 0				
12- 1	0- 1	1- 0	NON-CONFERENCE	1- 0	3- 0	7- 0				
8- 0	0- 0	0- 0	HOME	0- 0	2- 0	6- 0				
3- 0	0- 0	0- 0	AWAY	1- 0	1- 0	1- 0				
1- 1	0- 1	1- 0	NEUTRAL	0- 0	0- 0	0- 0				
12- 6	1- 5	2- 0	CONFERENCE	1- 0	7- 1	1- 0				
5- 3	0- 3	2- 0	HOME	0- 0	3- 0	0- 0				
5- 3	0- 2	0- 0	AWAY	1- 0	3- 1	1- 0				
2- 0	1- 0	0- 0	NEUTRAL	0- 0	1- 0	0- 0				

RPI 1-25				RPI 26-50				Team's RPI: 28				RPI 51-100				RPI 101+			
RPI	S	Opponent	Score	RPI	S	Opponent	Score	RPI	S	Opponent	Score	RPI	S	Opponent	Score	RPI	S	Opponent	Score
1	A	Notre Dame	69 90	45	N	Indiana	89 75	71	A	Georgia Tech	58 55	106	A	Virginia	56 76				
2	N	Baylor	81 88	48	H	Duke	61 53	76	A	Charlotte	77 70	107	H	Wright St.	80 67				
13	H	Louisville	51 79	49	H	North Carolina St.	73 44					115	A	Boston College	67 62				
14	H	Syracuse	51 57									119	A	Virginia Tech	57 45				
15	A	Florida St.	67 70									119	H	Virginia Tech	67 56				
15	H	Florida St.	58 69									126	H	Pittsburgh	79 55				
15	N	Florida St.	74 56									126	N	Pittsburgh	77 55				
												140	H	Wake Forest	71 60				
												142	H	Milwaukee	77 38				
												147	A	North Carolina	76 61				
												150	A	Old Dominion	61 35				
												171	A	Loyola Chicago	77 50				
												176	H	Illinois	73 64				
												244	H	Coppin St.	78 59				
												245	H	Bethune-Cookman	55 47				
												258	A	Clemson	83 49				
												279	H	La Salle	86 58				
												310	H	FIU	83 55				
												319	H	UMass Lowell	84 53				
LAST 12 Division I GAMES:																			
				15	N	Florida St.	74 56	71	A	Georgia Tech	58 55								
				126	N	Pittsburgh	77 55	48	H	Duke	61 53								
				15	A	Florida St.	67 70	115	A	Boston College	67 62								
				13	H	Louisville	51 79	14	H	Syracuse	51 57								
				119	H	Virginia Tech	67 56	119	A	Virginia Tech	57 45								
				1	A	Notre Dame	69 90	15	H	Florida St.	58 69								

Non-Div I Games:

Miami (FL)

■ Loss,
■ Non-Conf, S Site,
■ Home
■ Away
N Neutral

Average RPI Win:	267	WON-LOST	WINNING	LAST 10	STRENGTH OF	OPP. STRENGTH	TEAM	ADJ.	CONF.	ADJ CONF.
Average RPI Loss:	142	RECORD	PCT. RANK	GAMES	SCHEDULE	OF SCHEDULE	RPI	RPI	RPI	RPI
DIV. I ONLY	9- 19	268	1- 9	257	161	284	284	11	11	
DIV. I NON-CONF.	6- 5	146	0- 0	314	245	239	239	13	13	
TOTALS	RPI 1-25	RPI 26-50	W-L RECORDS	RPI 51-100	RPI 101-150	RPI 150+				
9- 19	0- 0	0- 1	OVERALL	0- 6	1- 6	8- 6				
7- 7	0- 0	0- 0	HOME	0- 3	1- 2	6- 2				
1- 12	0- 0	0- 1	AWAY	0- 3	0- 4	1- 4				
1- 0	0- 0	0- 0	NEUTRAL	0- 0	0- 0	1- 0				
6- 5	0- 0	0- 0	NON-CONFERENCE	0- 1	0- 2	6- 2				
4- 2	0- 0	0- 0	HOME	0- 0	0- 1	4- 1				
1- 3	0- 0	0- 0	AWAY	0- 1	0- 1	1- 1				
1- 0	0- 0	0- 0	NEUTRAL	0- 0	0- 0	1- 0				
3- 14	0- 0	0- 1	CONFERENCE	0- 5	1- 4	2- 4				
3- 5	0- 0	0- 0	HOME	0- 3	1- 1	2- 1				
0- 9	0- 0	0- 1	AWAY	0- 2	0- 3	0- 3				
0- 0	0- 0	0- 0	NEUTRAL	0- 0	0- 0	0- 0				

RPI 1-25				RPI 26-50				RPI 51-100				RPI 101+ Team's RPI: 284			
RPI	S	Opponent	Score	RPI	S	Opponent	Score	RPI	S	Opponent	Score	RPI	S	Opponent	Score
				41	A	Ohio	44 72					103	A	UT Martin	47 74
								64	A	Ball St.	41 66	123	A	Akron	65 77
								73	A	Michigan	55 97	123	H	Akron	62 65
								75	A	Central Mich.	54 77	127	A	Buffalo	39 58
								75	H	Central Mich.	58 72	127	H	Buffalo	69 58
								84	H	Eastern Mich.	46 70	134	H	Northern Ky.	57 71
								97	H	Toledo	50 55	143	A	Western Mich.	66 80
												177	A	Fla. Atlantic	65 68
												178	H	Eastern Ky.	72 77
												218	H	Oakland	65 54
												249	A	Northern Ill.	73 92
												249	H	Northern Ill.	66 60
												254	A	Valparaiso	75 72
												255	A	Bowling Green	56 76
												255	H	Bowling Green	58 64
												269	H	Austin Peay	75 60
												305	H	Morehead St.	59 57
												321	A	Kent St.	53 59
												321	H	Kent St.	55 52
												328	N	LIU Brooklyn	68 49
												334	H	Evansville	91 85
LAST 12 Division I GAMES:															
				321	A	Kent St.	53 59					249	A	Northern Ill.	73 92
				255	A	Bowling Green	56 76					123	A	Akron	65 77
				123	H	Akron	62 65					321	H	Kent St.	55 52
				127	A	Buffalo	39 58					75	A	Central Mich.	54 77
				41	A	Ohio	44 72					127	H	Buffalo	69 58
				84	H	Eastern Mich.	46 70					75	H	Central Mich.	58 72

Non-Div I Games:

Miami (OH)

■ Loss,
 ■ Non-Conf, S Site,
 ■ Home
 ■ Away
 N Neutral

Michigan

Through Games Of March 4, 2016

Average RPI Win:	148	WON-LOST	WINNING	LAST 10	STRENGTH OF	OPP. STRENGTH	TEAM	ADJ.	CONF.	ADJ CONF.
Average RPI Loss:	42	RECORD	PCT. RANK	GAMES	SCHEDULE	OF SCHEDULE	RPI	RPI	RPI	RPI
DIV. I ONLY	17- 13	137	6- 4	32	36	73	73	5	5	
DIV. I NON-CONF.	8- 3	77	0- 0	93	123	77	77	4	4	
TOTALS	RPI 1-25	RPI 26-50	W-L RECORDS	RPI 51-100	RPI 101-150	RPI 150+				
17- 13	0- 5	0- 2	OVERALL	4- 6	5- 0	8- 0				
12- 5	0- 3	0- 0	HOME	2- 2	3- 0	7- 0				
5- 7	0- 2	0- 2	AWAY	2- 3	2- 0	1- 0				
0- 1	0- 0	0- 0	NEUTRAL	0- 1	0- 0	0- 0				
8- 3	0- 1	0- 1	NON-CONFERENCE	0- 1	2- 0	6- 0				
7- 1	0- 1	0- 0	HOME	0- 0	2- 0	5- 0				
1- 2	0- 0	0- 1	AWAY	0- 1	0- 0	1- 0				
0- 0	0- 0	0- 0	NEUTRAL	0- 0	0- 0	0- 0				
9- 10	0- 4	0- 1	CONFERENCE	4- 5	3- 0	2- 0				
5- 4	0- 2	0- 0	HOME	2- 2	1- 0	2- 0				
4- 5	0- 2	0- 1	AWAY	2- 2	2- 0	0- 0				
0- 1	0- 0	0- 0	NEUTRAL	0- 1	0- 0	0- 0				

RPI 1-25				RPI 26-50				RPI 51-100				Team's RPI: 73	RPI 101+			
RPI	S	Opponent	Score	RPI	S	Opponent	Score	RPI	S	Opponent	Score		RPI	S	Opponent	Score
5	H	Ohio St.	93 97	30	A	Princeton	57 74	52	A	Rutgers	50 72		104	A	Northwestern	70 65
8	H	UCLA	77 86	45	A	Indiana	69 77	59	A	Iowa	69 85		126	H	Pittsburgh	82 45
11	A	Maryland	56 76					59	H	Iowa	82 75		130	A	Penn St.	91 87
11	H	Maryland	67 74					59	N	Iowa	85 97		130	H	Penn St.	78 73
17	A	Michigan St.	64 85					63	A	Purdue	68 61		144	H	Oral Roberts	61 44
								63	H	Purdue	63 65		151	A	Detroit	88 61
								77	A	Minnesota	93 86		157	H	Xavier	92 54
								77	H	Minnesota	92 76		176	H	Illinois	96 83
								84	A	Eastern Mich.	63 64		194	H	Wisconsin	82 65
								98	H	Nebraska	81 93		209	H	USC Upstate	119 61
													210	H	Hartford	83 47
													230	H	Binghamton	90 62
													284	H	Miami (OH)	97 55
LAST 12 Division I GAMES:																
				59	N	Iowa	85 97	194	H	Wisconsin	82 65					
				52	A	Rutgers	50 72	176	H	Illinois	96 83					
				104	A	Northwestern	70 65	17	A	Michigan St.	64 85					
				130	H	Penn St.	78 73	77	H	Minnesota	92 76					
				11	A	Maryland	56 76	59	A	Iowa	69 85					
				63	A	Purdue	68 61	98	H	Nebraska	81 93					

Non-Div I Games:

Michigan

■ Loss,
■ Non-Conf,
■ S Site,
■ H Home
■ A Away
N Neutral

Michigan St.

Through Games Of March 4, 2016

Average RPI Win:	122	WON-LOST	WINNING	LAST 10	STRENGTH OF	OPP. STRENGTH	TEAM	ADJ.	CONF.	ADJ CONF.
Average RPI Loss:	43	RECORD	PCT. RANK	GAMES	SCHEDULE	OF SCHEDULE	RPI	RPI	RPI	RPI
DIV. I ONLY	23- 7	41	7- 3	56	16	17	17	5	5	
DIV. I NON-CONF.	9- 2	37	0- 0	84	42	42	42	4	4	
TOTALS	RPI 1-25	RPI 26-50	W-L RECORDS	RPI 51-100	RPI 101-150	RPI 150+				
23- 7	1- 4	1- 1	OVERALL	8- 1	3- 1	10- 0				
13- 2	1- 1	1- 0	HOME	5- 0	2- 1	4- 0				
8- 4	0- 2	0- 1	AWAY	2- 1	1- 0	5- 0				
2- 1	0- 1	0- 0	NEUTRAL	1- 0	0- 0	1- 0				
9- 2	0- 2	1- 0	NON-CONFERENCE	0- 0	1- 0	7- 0				
5- 1	0- 1	1- 0	HOME	0- 0	1- 0	3- 0				
3- 0	0- 0	0- 0	AWAY	0- 0	0- 0	3- 0				
1- 1	0- 1	0- 0	NEUTRAL	0- 0	0- 0	1- 0				
14- 5	1- 2	0- 1	CONFERENCE	8- 1	2- 1	3- 0				
8- 1	1- 0	0- 0	HOME	5- 0	1- 1	1- 0				
5- 4	0- 2	0- 1	AWAY	2- 1	1- 0	2- 0				
1- 0	0- 0	0- 0	NEUTRAL	1- 0	0- 0	0- 0				

RPI 1-25				RPI 26-50				RPI 51-100				RPI 101+			
RPI	S	Opponent	Score	RPI	S	Opponent	Score	RPI	S	Opponent	Score	RPI	S	Opponent	Score
2	N	Baylor	76 84	36	H	Georgia	66 45	52	A	Rutgers	70 67	104	H	Northwestern	74 51
5	A	Ohio St.	80 85	45	A	Indiana	65 81	52	H	Rutgers	59 48	130	A	Penn St.	71 55
5	H	Ohio St.	107 105					59	A	Iowa	74 69	130	H	Penn St.	61 65
11	A	Maryland	76 85					59	H	Iowa	80 73	143	H	Western Mich.	78 40
13	H	Louisville	78 85					63	H	Purdue	68 56	151	H	Detroit	81 42
								63	N	Purdue	65 64	160	A	Northeastern	77 51
								73	H	Michigan	85 64	171	H	Loyola Chicago	76 47
								77	H	Minnesota	114 106	176	A	Illinois	71 43
								98	A	Nebraska	66 73	184	A	Davidson	73 44
												194	A	Wisconsin	77 54
												194	H	Wisconsin	77 67
												200	H	Idaho St.	79 60
												218	A	Oakland	82 62
												236	N	Cincinnati	103 63
LAST 12 Division I GAMES:															
				63	N	Purdue	65 64	98	A	Nebraska	66 73				
				11	A	Maryland	76 85	130	H	Penn St.	61 65				
				5	H	Ohio St.	107 105	59	A	Iowa	74 69				
				176	A	Illinois	71 43	73	H	Michigan	85 64				
				77	H	Minnesota	114 106	194	A	Wisconsin	77 54				
				52	A	Rutgers	70 67	63	H	Purdue	68 56				

Non-Div I Games:

Michigan St.

■ Loss,
 ■ Non-Conf,
 ■ S Site,
 ■ H Home
 ■ A Away
 N Neutral

Middle Tenn.

Through Games Of March 4, 2016

Average RPI Win:	186	WON-LOST	WINNING	LAST 10	STRENGTH OF	OPP. STRENGTH	TEAM	ADJ.	CONF.	ADJ CONF.
Average RPI Loss:	76	RECORD	PCT. RANK	GAMES	SCHEDULE	OF SCHEDULE	RPI	RPI	RPI	RPI
DIV. I ONLY	20- 8	61	9- 1	96	104	61	61	12	12	
DIV. I NON-CONF.	6- 5	146	0- 0	144	82	130	130	11	11	
TOTALS	RPI 1-25	RPI 26-50	W-L RECORDS	RPI 51-100	RPI 101-150	RPI 150+				
20- 8	0- 1	1- 3	OVERALL	2- 1	2- 2	15- 1				
10- 3	0- 1	1- 0	HOME	2- 0	1- 2	6- 0				
10- 4	0- 0	0- 2	AWAY	0- 0	1- 0	9- 0				
0- 1	0- 0	0- 0	NEUTRAL	0- 0	0- 0	0- 1				
6- 5	0- 1	0- 1	NON-CONFERENCE	1- 1	0- 1	5- 1				
3- 2	0- 1	0- 0	HOME	1- 0	0- 1	2- 0				
3- 2	0- 0	0- 1	AWAY	0- 1	0- 0	3- 0				
0- 1	0- 0	0- 0	NEUTRAL	0- 0	0- 0	0- 1				
14- 3	0- 0	1- 2	CONFERENCE	1- 0	2- 1	10- 0				
7- 1	0- 0	1- 0	HOME	1- 0	1- 1	4- 0				
7- 2	0- 0	0- 2	AWAY	0- 0	1- 0	6- 0				
0- 0	0- 0	0- 0	NEUTRAL	0- 0	0- 0	0- 0				

RPI 1-25				RPI 26-50				RPI 51-100 Team's RPI: 61				RPI 101+			
RPI	S	Opponent	Score	RPI	S	Opponent	Score	RPI	S	Opponent	Score	RPI	S	Opponent	Score
12	H	Kentucky	52 68	31	A	UTEP	73 84	75	A	Central Mich.	59 81	106	H	Virginia	66 70
				38	A	Western Ky.	51 62	76	H	Charlotte	72 67	141	A	Marshall	79 73
				38	H	Western Ky.	83 75	91	H	Missouri St.	70 54	141	H	Marshall	65 54
				41	A	Ohio	49 72					150	H	Old Dominion	58 61
												154	A	UAB	77 72
												154	H	UAB	68 40
												157	A	Xavier	62 53
												158	N	Alabama	46 64
												162	H	Southern Miss.	74 44
												175	H	Ole Miss	84 75
												177	A	Fla. Atlantic	83 73
												177	H	Fla. Atlantic	71 65
												183	H	Louisiana Tech	68 57
												225	A	Rice	61 60
												239	A	North Texas	76 52
												247	A	UTSA	74 63
												269	A	Austin Peay	86 55
												278	H	Tennessee Tech	69 53
												310	A	FIU	85 62
												320	A	Nevada	90 46
LAST 12 Division I GAMES:															
177	H	Fla. Atlantic	71 65	310	A	FIU	85 62								
141	A	Marshall	79 73	177	A	Fla. Atlantic	83 73								
38	A	Western Ky.	51 62	38	H	Western Ky.	83 75								
154	A	UAB	77 72	141	H	Marshall	65 54								
162	H	Southern Miss.	74 44	225	A	Rice	61 60								
183	H	Louisiana Tech	68 57	239	A	North Texas	76 52								

Non-Div I Games:

Middle Tenn.

■ Loss,
 ■ Non-Conf, S Site,
 ■ Home
 ■ Away
 N Neutral

Milwaukee

Through Games Of March 4, 2016

Average RPI Win:	236	WON-LOST	WINNING	LAST 10	STRENGTH OF	OPP. STRENGTH	TEAM	ADJ.	CONF.	ADJ CONF.
Average RPI Loss:	115	RECORD	PCT. RANK	GAMES	SCHEDULE	OF SCHEDULE	RPI	RPI	RPI	RPI
DIV. I ONLY	18- 10	89	7- 3	260	145	142	142	14	14	
DIV. I NON-CONF.	6- 5	146	0- 0	345	154	272	272	16	16	
TOTALS	RPI 1-25	RPI 26-50	W-L RECORDS	RPI 51-100	RPI 101-150	RPI 150+				
18- 10	0- 2	0- 1	OVERALL	0- 1	4- 3	14- 3				
9- 5	0- 1	0- 0	HOME	0- 1	2- 1	7- 2				
8- 5	0- 1	0- 1	AWAY	0- 0	2- 2	6- 1				
1- 0	0- 0	0- 0	NEUTRAL	0- 0	0- 0	1- 0				
6- 5	0- 0	0- 1	NON-CONFERENCE	0- 1	0- 1	6- 2				
3- 2	0- 0	0- 0	HOME	0- 1	0- 0	3- 1				
2- 3	0- 0	0- 1	AWAY	0- 0	0- 1	2- 1				
1- 0	0- 0	0- 0	NEUTRAL	0- 0	0- 0	1- 0				
12- 5	0- 2	0- 0	CONFERENCE	0- 0	4- 2	8- 1				
6- 3	0- 1	0- 0	HOME	0- 0	2- 1	4- 1				
6- 2	0- 1	0- 0	AWAY	0- 0	2- 1	4- 0				
0- 0	0- 0	0- 0	NEUTRAL	0- 0	0- 0	0- 0				

RPI 1-25				RPI 26-50				RPI 51-100				RPI 101+ Team's RPI: 142			
RPI	S	Opponent	Score	RPI	S	Opponent	Score	RPI	S	Opponent	Score	RPI	S	Opponent	Score
20	A	Green Bay	46 69	28	A	Miami (FL)	38 77	92	H	Marquette	81 101	104	A	Northwestern	44 69
20	H	Green Bay	42 63									107	A	Wright St.	82 60
												107	H	Wright St.	68 57
												129	A	Youngstown St.	67 69
												129	H	Youngstown St.	62 70
												134	A	Northern Ky.	86 60
												134	H	Northern Ky.	78 71
												151	H	Detroit	79 89
												177	A	Fla. Atlantic	67 71
												218	A	Oakland	98 95
												218	H	Oakland	77 64
												229	A	Ill.-Chicago	62 56
												229	H	Ill.-Chicago	54 53
												249	H	Northern Ill.	73 58
												254	A	Valparaiso	70 60
												254	H	Valparaiso	82 60
												272	A	Cleveland St.	62 46
												272	H	Cleveland St.	59 58
												279	N	La Salle	69 53
												299	H	UMKC	70 48
												304	H	Denver	49 56
												315	H	IPFW	73 60
												338	A	Eastern Ill.	82 71
												340	A	Chicago St.	55 48
LAST 12 Division I GAMES:															
218	A	Oakland	98 95	272	H	Cleveland St.	59 58								
107	H	Wright St.	68 57	20	A	Green Bay	46 69								
134	H	Northern Ky.	78 71	218	H	Oakland	77 64								
229	A	Ill.-Chicago	62 56	151	H	Detroit	79 89								
254	A	Valparaiso	70 60	134	A	Northern Ky.	86 60								
129	H	Youngstown St.	62 70	107	A	Wright St.	82 60								

Non-Div I Games:

Milwaukee

■ Loss,
 ■ Non-Conf,
 ■ S Site,
 ■ H Home
 ■ A Away
 N Neutral

Average RPI Win:	151	WON-LOST	WINNING	LAST 10	STRENGTH OF	OPP. STRENGTH	TEAM	ADJ.	CONF.	ADJ CONF.
Average RPI Loss:	65	RECORD	PCT. RANK	GAMES	SCHEDULE	OF SCHEDULE	RPI	RPI	RPI	RPI
DIV. I ONLY	19- 11	94	5- 5	87	37	77	77	5	5	
DIV. I NON-CONF.	8- 3	77	0- 0	230	164	127	127	4	4	
TOTALS	RPI 1-25	RPI 26-50	W-L RECORDS	RPI 51-100	RPI 101-150	RPI 150+				
19- 11	1- 2	1- 2	OVERALL	5- 5	4- 1	8- 1				
14- 2	1- 0	1- 0	HOME	5- 1	3- 0	4- 1				
4- 7	0- 2	0- 2	AWAY	0- 3	1- 0	3- 0				
1- 2	0- 0	0- 0	NEUTRAL	0- 1	0- 1	1- 0				
8- 3	0- 0	0- 1	NON-CONFERENCE	2- 1	1- 0	5- 1				
6- 1	0- 0	0- 0	HOME	2- 0	1- 0	3- 1				
1- 1	0- 0	0- 1	AWAY	0- 0	0- 0	1- 0				
1- 1	0- 0	0- 0	NEUTRAL	0- 1	0- 0	1- 0				
11- 8	1- 2	1- 1	CONFERENCE	3- 4	3- 1	3- 0				
8- 1	1- 0	1- 0	HOME	3- 1	2- 0	1- 0				
3- 6	0- 2	0- 1	AWAY	0- 3	1- 0	2- 0				
0- 1	0- 0	0- 0	NEUTRAL	0- 0	0- 1	0- 0				

RPI S	Opponent	Score	RPI S	Opponent	Score	RPI S	Opponent	Score	RPI S	Opponent	Score
5	H Ohio St.	90 88	45	A Indiana	79 93	52	A Rutgers	55 66	102	H Memphis	70 60
11	A Maryland	77 110	45	H Indiana	78 76	52	H Rutgers	85 72	104	A Northwestern	112 106
17	A Michigan St.	106 114	48	A Duke	64 84	55	N Auburn	79 81	104	H Northwestern	95 92
						59	H Iowa	78 76	104	N Northwestern	74 84
						63	A Purdue	72 84	130	H Penn St.	98 85
						70	H Maine	91 64	172	H New Mexico	53 72
						73	A Michigan	76 92	176	A Illinois	106 75
						73	H Michigan	86 93	176	H Illinois	82 77
						98	H Nebraska	110 73	193	N Stetson	72 69
						100	H North Dakota	57 47	194	A Wisconsin	84 77
									290	H Towson	105 86
									306	H Wofford	98 54
									321	A Kent St.	85 73
									344	H NJIT	83 50
LAST 12 Division I GAMES:											
104	N Northwestern	74 84	98	H Nebraska	110 73						
11	A Maryland	77 110	104	A Northwestern	112 106						
5	H Ohio St.	90 88	52	H Rutgers	85 72						
17	A Michigan St.	106 114	73	A Michigan	76 92						
45	A Indiana	79 93	176	H Illinois	82 77						
59	H Iowa	78 76	194	A Wisconsin	84 77						

Non-Div I Games:

Minnesota

■ Loss,
 ■ Non-Conf, S Site,
 ■ Home
 ■ Away
 N Neutral

Mississippi St.

Through Games Of March 4, 2016

Average RPI Win:	153	WON-LOST	WINNING	LAST 10	STRENGTH OF	OPP. STRENGTH	TEAM	ADJ.	CONF.	ADJ CONF.
Average RPI Loss:	20	RECORD	PCT. RANK	GAMES	SCHEDULE	OF SCHEDULE	RPI	RPI	RPI	RPI
DIV. I ONLY	25- 6	26	8- 2	75	62	27	27	3	3	
DIV. I NON-CONF.	13- 1	8	0- 0	223	234	47	47	2	2	
TOTALS	RPI 1-25	RPI 26-50	W-L RECORDS	RPI 51-100	RPI 101-150	RPI 150+				
25- 6	3- 4	1- 2	OVERALL	4- 0	5- 0	12- 0				
14- 2	1- 2	1- 0	HOME	1- 0	2- 0	9- 0				
6- 4	1- 2	0- 2	AWAY	1- 0	2- 0	2- 0				
5- 0	1- 0	0- 0	NEUTRAL	2- 0	1- 0	1- 0				
13- 1	1- 1	0- 0	NON-CONFERENCE	1- 0	2- 0	9- 0				
8- 0	0- 0	0- 0	HOME	0- 0	1- 0	7- 0				
1- 1	0- 1	0- 0	AWAY	0- 0	0- 0	1- 0				
4- 0	1- 0	0- 0	NEUTRAL	1- 0	1- 0	1- 0				
12- 5	2- 3	1- 2	CONFERENCE	3- 0	3- 0	3- 0				
6- 2	1- 2	1- 0	HOME	1- 0	1- 0	2- 0				
5- 3	1- 1	0- 2	AWAY	1- 0	2- 0	1- 0				
1- 0	0- 0	0- 0	NEUTRAL	1- 0	0- 0	0- 0				

RPI	S	Opponent	Score	RPI	S	Opponent	Score	Team's RPI: 27	RPI	S	Opponent	Score	RPI	S	Opponent	Score
4	H	South Carolina	51 57	36	A	Georgia	43 47		55	H	Auburn	60 45	112	H	Samford	68 47
6	A	Texas	47 53	44	A	Missouri	54 66		68	N	FGCU	65 60	122	A	LSU	71 52
12	H	Kentucky	60 83	44	H	Missouri	52 42		72	A	Vanderbilt	66 61	137	A	Arkansas	65 55
18	A	Texas A&M	58 64						72	N	Vanderbilt	63 46	137	H	Arkansas	80 55
22	H	Tennessee	65 63										143	N	Western Mich.	90 68
24	A	Florida	76 70										158	H	Alabama	61 52
25	N	South Fla.	68 58										162	H	Southern Miss.	78 65
													175	A	Ole Miss	60 51
													175	H	Ole Miss	79 51
													183	A	Louisiana Tech	93 63
													187	N	SMU	72 70
													188	H	Grambling	107 43
													257	H	Tennessee St.	82 54
													291	H	Savannah St.	92 25
													312	H	Southeastern La.	81 41
													347	H	Norfolk St.	92 34
													349	H	Mississippi Val.	109 37
LAST 12 Division I GAMES:																
		72	N	Vanderbilt	63	46	44	H	Missouri	52	42					
		158	H	Alabama	61	52	122	A	LSU	71	52					
		72	A	Vanderbilt	66	61	137	A	Arkansas	65	55					
		175	A	Ole Miss	60	51	22	H	Tennessee	65	63					
		12	H	Kentucky	60	83	4	H	South Carolina	51	57					
		18	A	Texas A&M	58	64	36	A	Georgia	43	47					

Non-Div I Games:

Mississippi St.

■ Loss,
■ Non-Conf, S Site,
■ Home
■ Away
N Neutral

Average RPI Win:	331	WON-LOST	WINNING	LAST 10	STRENGTH OF	OPP. STRENGTH	TEAM	ADJ.	CONF.	ADJ CONF.
Average RPI Loss:	224	RECORD	PCT. RANK	GAMES	SCHEDULE	OF SCHEDULE	RPI	RPI	RPI	RPI
DIV. I ONLY	1- 24	348	0- 10	322	326	349	349	31	31	
DIV. I NON-CONF.	0- 8	338	0- 0	237	33	335	335	31	31	
TOTALS	RPI 1-25	RPI 26-50	W-L RECORDS	RPI 51-100	RPI 101-150	RPI 150+				
1- 24	0- 0	0- 1	OVERALL	0- 1	0- 1	1- 21				
1- 8	0- 0	0- 0	HOME	0- 0	0- 0	1- 8				
0- 15	0- 0	0- 1	AWAY	0- 1	0- 1	0- 12				
0- 1	0- 0	0- 0	NEUTRAL	0- 0	0- 0	0- 1				
0- 8	0- 0	0- 1	NON-CONFERENCE	0- 1	0- 1	0- 5				
0- 0	0- 0	0- 0	HOME	0- 0	0- 0	0- 0				
0- 7	0- 0	0- 1	AWAY	0- 1	0- 1	0- 4				
0- 1	0- 0	0- 0	NEUTRAL	0- 0	0- 0	0- 1				
1- 16	0- 0	0- 0	CONFERENCE	0- 0	0- 0	1- 16				
1- 8	0- 0	0- 0	HOME	0- 0	0- 0	1- 8				
0- 8	0- 0	0- 0	AWAY	0- 0	0- 0	0- 8				
0- 0	0- 0	0- 0	NEUTRAL	0- 0	0- 0	0- 0				

RPI S	Opponent	Score	RPI S	Opponent	Score	RPI S	Opponent	Score	RPI S	Opponent	Score	Team's RPI: 349
27	A Mississippi St.	37 109	72	A Vanderbilt	39 89	137	A Arkansas	46 86	154	A UAB	33 80	
						158	A Alabama	35 98	162	A Southern Miss.	55 71	
						165	A Southern U.	26 78	165	H Southern U.	36 99	
						175	A Ole Miss	61 97	188	A Grambling	55 79	
						188	H Grambling	52 65	248	A Texas Southern	38 76	
						248	H Texas Southern	30 85	260	A Alabama St.	50 100	
						260	H Alabama St.	51 79	281	A Prairie View	57 80	
						281	H Prairie View	50 81	292	A Alcorn	39 75	
						292	H Alcorn	66 81	303	N Nicholls St.	54 63	
						311	A Jackson St.	43 70	311	H Jackson St.	46 72	
						331	H Ark.-Pine Bluff	62 60	346	A Alabama A&M	68 79	
						346	H Alabama A&M	74 84				
LAST 12 Division I GAMES:												
188	A Grambling	55 79	346	H Alabama A&M	74 84	260	H Alabama St.	51 79	188	H Grambling	52 65	
311	A Jackson St.	43 70	311	H Jackson St.	46 72	281	A Prairie View	57 80	248	A Texas Southern	38 76	
281	H Prairie View	50 81	248	H Texas Southern	30 85	165	A Southern U.	26 78	292	A Alcorn	39 75	
248	H Texas Southern	30 85	165	A Southern U.	26 78	292	A Alcorn	39 75				
165	A Southern U.	26 78										
292	A Alcorn	39 75										

Non-Div I Games: Philander Smith 64 53 Blue Mountain 72 67

Mississippi Val.

Loss, Non-Conf, S Site, H Home A Away N Neutral

Average RPI Win:	153	WON-LOST	WINNING	LAST 10	STRENGTH OF	OPP. STRENGTH	TEAM	ADJ.	CONF.	ADJ CONF.
Average RPI Loss:	43	RECORD	PCT. RANK	GAMES	SCHEDULE	OF SCHEDULE	RPI	RPI	RPI	RPI
DIV. I ONLY	21- 9	66	5- 5	68	48	44	44	3	3	
DIV. I NON-CONF.	13- 0	1	0- 0	238	187	36	36	2	2	
TOTALS	RPI 1-25	RPI 26-50	W-L RECORDS	RPI 51-100	RPI 101-150	RPI 150+				
21- 9	1- 4	2- 2	OVERALL	4- 2	4- 1	10- 0				
13- 3	1- 1	1- 1	HOME	1- 1	4- 0	6- 0				
7- 5	0- 2	1- 0	AWAY	3- 0	0- 0	3- 0				
1- 1	0- 0	0- 0	NEUTRAL	0- 1	0- 0	1- 0				
13- 0	0- 0	0- 0	NON-CONFERENCE	3- 0	2- 0	8- 0				
8- 0	0- 0	0- 0	HOME	1- 0	2- 0	5- 0				
4- 0	0- 0	0- 0	AWAY	2- 0	0- 0	2- 0				
1- 0	0- 0	0- 0	NEUTRAL	0- 0	0- 0	1- 0				
8- 9	1- 4	2- 2	CONFERENCE	1- 2	2- 1	2- 0				
5- 3	1- 1	1- 1	HOME	0- 1	2- 0	1- 0				
3- 5	0- 3	1- 1	AWAY	1- 0	0- 1	1- 0				
0- 1	0- 0	0- 0	NEUTRAL	0- 1	0- 0	0- 0				

RPI 1-25				RPI 26-50				Team's RPI: 44	RPI 51-100				RPI 101+			
RPI	S	Opponent	Score	RPI	S	Opponent	Score		RPI	S	Opponent	Score	RPI	S	Opponent	Score
4	A	South Carolina	58 83	27	A	Mississippi St.	42 52		51	A	St. Mary's (CA)	95 78	122	H	LSU	52 46
12	A	Kentucky	59 69	27	H	Mississippi St.	66 54		55	A	Auburn	69 55	137	A	Arkansas	52 64
18	A	Texas A&M	77 81	36	A	Georgia	54 48		55	N	Auburn	45 47	137	H	Arkansas	69 48
22	H	Tennessee	55 71	36	H	Georgia	50 65		72	H	Vanderbilt	52 56	140	H	Wake Forest	94 81
24	H	Florida	79 64						76	H	Charlotte	88 71	145	H	SIUE	75 46
									91	A	Missouri St.	71 55	158	H	Alabama	63 52
													160	N	Northeastern	69 56
													175	A	Ole Miss	60 46
													196	A	Colorado	79 75
													232	H	Southeast Mo. St.	74 32
													235	H	Texas St.	82 56
													238	H	Loyola Marymount	80 48
													288	H	Lamar	91 57
													297	A	Wichita St.	57 37
													331	H	Ark.-Pine Bluff	85 34
LAST 12 Division I GAMES:																
55	N	Auburn	45 47	27	A	Mississippi St.	42 52									
72	H	Vanderbilt	52 56	36	H	Georgia	50 65									
12	A	Kentucky	59 69	175	A	Ole Miss	60 46									
55	A	Auburn	69 55	122	H	LSU	52 46									
137	H	Arkansas	69 48	24	H	Florida	79 64									
158	H	Alabama	63 52	18	A	Texas A&M	77 81									

Non-Div I Games:

Missouri

Average RPI Win:	215	WON-LOST	WINNING	LAST 10	STRENGTH OF	OPP. STRENGTH	TEAM	ADJ.	CONF.	ADJ CONF.
Average RPI Loss:	72	RECORD	PCT. RANK	GAMES	SCHEDULE	OF SCHEDULE	RPI	RPI	RPI	RPI
DIV. I ONLY	19- 9	72	8- 2	142	156	91	91	21	21	
DIV. I NON-CONF.	6- 5	146	0- 0	28	25	80	80	17	17	
TOTALS	RPI 1-25	RPI 26-50	W-L RECORDS	RPI 51-100	RPI 101-150	RPI 150+				
19- 9	0- 2	0- 1	OVERALL	1- 3	4- 3	14- 0				
8- 4	0- 1	0- 1	HOME	0- 1	2- 1	6- 0				
10- 3	0- 0	0- 0	AWAY	1- 1	2- 2	7- 0				
1- 2	0- 1	0- 0	NEUTRAL	0- 1	0- 0	1- 0				
6- 5	0- 2	0- 1	NON-CONFERENCE	0- 2	3- 0	3- 0				
2- 2	0- 1	0- 1	HOME	0- 0	1- 0	1- 0				
3- 1	0- 0	0- 0	AWAY	0- 1	2- 0	1- 0				
1- 2	0- 1	0- 0	NEUTRAL	0- 1	0- 0	1- 0				
13- 4	0- 0	0- 0	CONFERENCE	1- 1	1- 3	11- 0				
6- 2	0- 0	0- 0	HOME	0- 1	1- 1	5- 0				
7- 2	0- 0	0- 0	AWAY	1- 0	0- 2	6- 0				
0- 0	0- 0	0- 0	NEUTRAL	0- 0	0- 0	0- 0				

RPI 1-25				RPI 26-50				RPI 51-100				Team's RPI: 91	RPI 101+			
RPI	S	Opponent	Score	RPI	S	Opponent	Score	RPI	S	Opponent	Score		RPI	S	Opponent	Score
9	N	Stanford	65 82	44	H	Missouri	55 71	61	A	Middle Tenn.	54 70		105	A	Little Rock	64 58
23	H	Oklahoma St.	55 74					70	N	Maine	65 69		109	A	Drake	72 95
								93	A	UNI	78 75		109	H	Drake	75 82
								93	H	UNI	60 65		133	A	Southern Ill.	61 69
													133	H	Southern Ill.	82 77
													137	A	Arkansas	69 54
													144	H	Oral Roberts	72 64
													168	N	Marist	77 45
													171	A	Loyola Chicago	73 62
													171	H	Loyola Chicago	91 81
													175	A	Ole Miss	91 78
													178	H	Eastern Ky.	87 63
													213	A	Indiana St.	59 51
													213	H	Indiana St.	75 41
													297	A	Wichita St.	77 57
													297	H	Wichita St.	74 45
													302	A	Bradley	55 44
													302	H	Bradley	59 56
													313	A	Illinois St.	73 51
													334	A	Evansville	66 47
													334	H	Evansville	77 70
LAST 12 Division I GAMES:																
213	H	Indiana St.	75 41	109	A	Drake	72 95									
297	H	Wichita St.	74 45	93	A	UNI	78 75									
334	A	Evansville	66 47	297	A	Wichita St.	77 57									
133	A	Southern Ill.	61 69	133	H	Southern Ill.	82 77									
302	H	Bradley	59 56	334	H	Evansville	77 70									
171	H	Loyola Chicago	91 81	171	A	Loyola Chicago	73 62									

Non-Div I Games: MidAmerica Naz. 88 61

Missouri St.

■ Loss,
 ■ Non-Conf, S Site,
 ■ Home
 ■ Away
 N Neutral

Average RPI Win:	254	WON-LOST	WINNING	LAST 10	STRENGTH OF	OPP. STRENGTH	TEAM	ADJ.	CONF.	ADJ CONF.
Average RPI Loss:	191	RECORD	PCT. RANK	GAMES	SCHEDULE	OF SCHEDULE	RPI	RPI	RPI	RPI
DIV. I ONLY	13- 16	202	7- 3	294	264	256	256	23	23	
DIV. I NON-CONF.	2- 7	280	0- 0	312	315	326	326	22	22	
TOTALS	RPI 1-25	RPI 26-50	W-L RECORDS	RPI 51-100	RPI 101-150	RPI 150+				
13- 16	0- 0	0- 1	OVERALL	1- 2	0- 2	12- 11				
8- 6	0- 0	0- 0	HOME	1- 1	0- 1	7- 4				
5- 10	0- 0	0- 1	AWAY	0- 1	0- 1	5- 7				
0- 0	0- 0	0- 0	NEUTRAL	0- 0	0- 0	0- 0				
2- 7	0- 0	0- 1	NON-CONFERENCE	0- 1	0- 0	2- 5				
1- 3	0- 0	0- 0	HOME	0- 1	0- 0	1- 2				
1- 4	0- 0	0- 1	AWAY	0- 0	0- 0	1- 3				
0- 0	0- 0	0- 0	NEUTRAL	0- 0	0- 0	0- 0				
11- 9	0- 0	0- 0	CONFERENCE	1- 1	0- 2	10- 6				
7- 3	0- 0	0- 0	HOME	1- 0	0- 1	6- 2				
4- 6	0- 0	0- 0	AWAY	0- 1	0- 1	4- 4				
0- 0	0- 0	0- 0	NEUTRAL	0- 0	0- 0	0- 0				

RPI 1-25			RPI 26-50			RPI 51-100			RPI 101+			Team's RPI: 256			
RPI	S	Opponent	Score	RPI	S	Opponent	Score	RPI	S	Opponent	Score				
				30	A	Princeton	70 81	83	A	Quinnipiac	58 85	116	A	Iona	56 68
								83	H	Quinnipiac	63 60	116	H	Iona	49 64
								84	H	Eastern Mich.	68 78	168	A	Marist	55 78
												168	H	Marist	60 52
												186	A	Fairfield	70 80
												186	H	Fairfield	60 68
												206	H	Robert Morris	47 60
												220	A	Lehigh	88 95
												222	A	Canisius	81 71
												222	H	Canisius	79 75
												233	A	Siena	54 64
												233	H	Siena	63 69
												242	A	Manhattan	57 56
												242	H	Manhattan	72 62
												261	A	Providence	59 71
												279	H	La Salle	50 65
												283	A	Rider	87 75
												283	H	Rider	76 61
												289	A	Niagara	68 55
												289	H	Niagara	83 60
												301	A	Colgate	86 80
												314	A	Fairleigh Dickinson	75 81
												337	H	St. Francis Brooklyn	63 54
												339	A	Saint Peter's	62 67
												339	H	Saint Peter's	71 52
LAST 12 Division I GAMES:															
				339	H	Saint Peter's	71 52					222	H	Canisius	79 75
				283	H	Rider	76 61					116	A	Iona	56 68
				222	A	Canisius	81 71					242	H	Manhattan	72 62
				289	A	Niagara	68 55					186	H	Fairfield	60 68
				186	A	Fairfield	70 80					83	A	Quinnipiac	58 85
				242	A	Manhattan	57 56					116	H	Iona	49 64

Non-Div I Games:

Monmouth

■ Loss,
 ■ Non-Conf,
 S Site,
 ■ Home
 ■ Away
 N Neutral

Average RPI Win: 237	WON-LOST	WINNING	LAST 10	STRENGTH OF	OPP. STRENGTH	TEAM	ADJ.	CONF.	ADJ CONF.
Average RPI Loss: 161	RECORD	PCT. RANK	GAMES	SCHEDULE	OF SCHEDULE	RPI	RPI	RPI	RPI
DIV. I ONLY	18- 10	89	8- 2	310	205	164	164	19	19
DIV. I NON-CONF.	6- 4	125	0- 0	289	232	207	207	23	23
TOTALS	RPI 1-25	RPI 26-50	W-L RECORDS	RPI 51-100	RPI 101-150	RPI 150+			
18- 10	0- 0	0- 1	OVERALL	1- 2	1- 2	16- 5			
13- 2	0- 0	0- 0	HOME	0- 1	1- 0	12- 1			
4- 8	0- 0	0- 1	AWAY	0- 1	0- 2	4- 4			
1- 0	0- 0	0- 0	NEUTRAL	1- 0	0- 0	0- 0			
6- 4	0- 0	0- 1	NON-CONFERENCE	1- 0	0- 0	5- 3			
5- 1	0- 0	0- 0	HOME	0- 0	0- 0	5- 1			
0- 3	0- 0	0- 1	AWAY	0- 0	0- 0	0- 2			
1- 0	0- 0	0- 0	NEUTRAL	1- 0	0- 0	0- 0			
12- 6	0- 0	0- 0	CONFERENCE	0- 2	1- 2	11- 2			
8- 1	0- 0	0- 0	HOME	0- 1	1- 0	7- 0			
4- 5	0- 0	0- 0	AWAY	0- 1	0- 2	4- 2			
0- 0	0- 0	0- 0	NEUTRAL	0- 0	0- 0	0- 0			

RPI S	Opponent	Score	RPI S	Opponent	Score	RPI S	Opponent	Score	RPI S	Opponent	Score	Team's RPI: 164
47	A Colorado St.	43 75	78	N Drexel	58 50	136	A Idaho	61 78				
			100	A North Dakota	61 73	148	A Montana St.	52 61				
			100	H North Dakota	59 61	148	H Montana St.	70 66				
						169	A Sacramento St.	75 83				
						169	H Sacramento St.	90 83				
						173	H Pacific	64 54				
						177	H Fla. Atlantic	83 69				
						179	A Northern Colo.	72 66				
						179	H Northern Colo.	58 46				
						181	H Weber St.	84 75				
						182	A Eastern Wash.	65 67				
						200	H Idaho St.	62 47				
						220	A Lehigh	53 80				
						223	H Utah St.	86 70				
						246	A Wyoming	61 68				
						263	H Seattle	44 58				
						287	H Portland	90 67				
						308	A Northern Ariz.	61 57				
						308	H Northern Ariz.	81 58				
						323	A Portland St.	79 58				
						323	H Portland St.	76 57				
						333	A Southern Utah	81 50				
						333	H Southern Utah	66 60				
						343	H Cal St. Fullerton	86 51				
LAST 12 Division I GAMES:												
179	A Northern Colo.	72 66	333	A Southern Utah	81 50							
100	A North Dakota	61 73	323	H Portland St.	76 57							
181	H Weber St.	84 75	169	H Sacramento St.	90 83							
200	H Idaho St.	62 47	148	A Montana St.	52 61							
148	H Montana St.	70 66	182	A Eastern Wash.	65 67							
308	A Northern Ariz.	61 57	136	A Idaho	61 78							

Non-Div I Games: Mont. St.-Northern 80 32

Montana

Loss, Non-Conf, S Site, H Home A Away N Neutral

Average RPI Win:	251	WON-LOST	WINNING	LAST 10	STRENGTH OF	OPP. STRENGTH	TEAM	ADJ.	CONF.	ADJ CONF.
Average RPI Loss:	157	RECORD	PCT. RANK	GAMES	SCHEDULE	OF SCHEDULE	RPI	RPI	RPI	RPI
DIV. I ONLY	19- 8	63	7- 3	341	191	148	148	19	19	
DIV. I NON-CONF.	5- 4	138	0- 0	347	221	258	258	23	23	
TOTALS	RPI 1-25	RPI 26-50	W-L RECORDS	RPI 51-100	RPI 101-150	RPI 150+				
19- 8	0- 0	0- 0	OVERALL	1- 2	1- 1	17- 5				
11- 1	0- 0	0- 0	HOME	1- 1	0- 0	10- 0				
7- 7	0- 0	0- 0	AWAY	0- 1	1- 1	6- 5				
1- 0	0- 0	0- 0	NEUTRAL	0- 0	0- 0	1- 0				
5- 4	0- 0	0- 0	NON-CONFERENCE	0- 1	0- 1	5- 2				
2- 1	0- 0	0- 0	HOME	0- 1	0- 0	2- 0				
2- 3	0- 0	0- 0	AWAY	0- 0	0- 1	2- 2				
1- 0	0- 0	0- 0	NEUTRAL	0- 0	0- 0	1- 0				
14- 4	0- 0	0- 0	CONFERENCE	1- 1	1- 0	12- 3				
9- 0	0- 0	0- 0	HOME	1- 0	0- 0	8- 0				
5- 4	0- 0	0- 0	AWAY	0- 1	1- 0	4- 3				
0- 0	0- 0	0- 0	NEUTRAL	0- 0	0- 0	0- 0				

RPI S	Opponent	Score	RPI S	Opponent	Score	RPI S	Opponent	Score	RPI S	Opponent	Score	Team's RPI: 148
						85	H San Diego	49 62	110	A Gonzaga	52 65	
						100	A North Dakota	76 77	136	A Idaho	62 59	
						100	H North Dakota	69 61	164	A Montana	66 70	
									164	H Montana	61 52	
									169	A Sacramento St.	80 79	
									169	H Sacramento St.	116 99	
									179	A Northern Colo.	73 80	
									179	H Northern Colo.	66 58	
									181	H Weber St.	92 71	
									182	A Eastern Wash.	69 81	
									190	A Cal Poly	57 66	
									200	H Idaho St.	82 80	
									246	A Wyoming	69 75	
									263	A Seattle	80 51	
									287	H Portland	86 57	
									308	A Northern Ariz.	83 72	
									308	H Northern Ariz.	86 77	
									320	A Nevada	66 53	
									323	A Portland St.	106 59	
									323	H Portland St.	74 64	
									333	A Southern Utah	87 66	
									333	H Southern Utah	86 59	
									334	N Evansville	81 55	
									343	H Cal St. Fullerton	89 66	
LAST 12 Division I GAMES:												
			100	A North Dakota	76 77		308	A Northern Ariz.	83 72			
			179	A Northern Colo.	73 80		169	H Sacramento St.	116 99			
			200	H Idaho St.	82 80		323	H Portland St.	74 64			
			181	H Weber St.	92 71		164	H Montana	61 52			
			164	A Montana	66 70		136	A Idaho	62 59			
			333	A Southern Utah	87 66		182	A Eastern Wash.	69 81			

Non-Div I Games: Montana Western 74 36 Carroll (MT) 74 34

Montana St.

Loss, Non-Conf, S Site, H Home A Away N Neutral

Average RPI Win:	306	WON-LOST	WINNING	LAST 10	STRENGTH OF	OPP. STRENGTH	TEAM	ADJ.	CONF.	ADJ CONF.
Average RPI Loss:	187	RECORD	PCT. RANK	GAMES	SCHEDULE	OF SCHEDULE	RPI	RPI	RPI	RPI
DIV. I ONLY	8- 20	285	3- 7	305	282	305	305	24	24	
DIV. I NON-CONF.	4- 8	234	0- 0	293	316	274	274	24	24	
TOTALS	RPI 1-25	RPI 26-50	W-L RECORDS	RPI 51-100	RPI 101-150	RPI 150+				
8- 20	0- 1	0- 1	OVERALL	0- 2	0- 4	8- 12				
4- 8	0- 0	0- 0	HOME	0- 1	0- 2	4- 5				
4- 12	0- 0	0- 0	AWAY	0- 0	0- 0	4- 0				
0- 0	0- 0	0- 0	NEUTRAL	0- 0	0- 0	0- 0				
4- 8	0- 1	0- 1	NON-CONFERENCE	0- 0	0- 2	4- 4				
2- 2	0- 0	0- 0	HOME	0- 0	0- 1	2- 1				
2- 6	0- 1	0- 1	AWAY	0- 0	0- 1	2- 3				
0- 0	0- 0	0- 0	NEUTRAL	0- 0	0- 0	0- 0				
4- 12	0- 0	0- 0	CONFERENCE	0- 2	0- 2	4- 8				
2- 6	0- 0	0- 0	HOME	0- 1	0- 1	2- 4				
2- 6	0- 0	0- 0	AWAY	0- 1	0- 1	2- 4				
0- 0	0- 0	0- 0	NEUTRAL	0- 0	0- 0	0- 0				

RPI 1-25				RPI 26-50				RPI 51-100				RPI 101+ Team's RPI: 305			
RPI	S	Opponent	Score	RPI	S	Opponent	Score	RPI	S	Opponent	Score	RPI	S	Opponent	Score
12	A	Kentucky	57 112	26	A	West Virginia	56 94	86	A	Belmont	71 99	103	H	UT Martin	67 85
								86	H	Belmont	74 89	133	A	Southern Ill.	69 102
												141	H	Marshall	101 104
												145	A	SIUE	81 90
												178	A	Eastern Ky.	93 100
												178	H	Eastern Ky.	77 89
												209	H	USC Upstate	72 86
												232	H	Southeast Mo. St.	79 89
												257	A	Tennessee St.	76 78
												257	H	Tennessee St.	60 68
												262	A	Murray St.	79 83
												268	A	UC Santa Barbara	78 93
												269	H	Austin Peay	75 96
												271	A	Georgia St.	99 90
												278	A	Tennessee Tech	69 77
												278	H	Tennessee Tech	75 71
												284	A	Miami (OH)	57 59
												286	H	Kennesaw St.	83 77
												295	A	Jacksonville St.	70 66
												295	H	Jacksonville St.	67 63
												335	A	Lipscomb	92 77
												338	A	Eastern Ill.	85 77
												340	A	Chicago St.	71 75
												346	H	Alabama A&M	112 69
LAST 12 Division I GAMES:															
295	A	Jacksonville St.	70 66	86	A	Belmont	71 99	178	A	Eastern Ky.	93 100	295	H	Jacksonville St.	67 63
257	H	Tennessee St.	60 68	278	H	Tennessee Tech	75 71	269	H	Austin Peay	75 96	338	A	Eastern Ill.	85 77
178	H	Eastern Ky.	77 89	295	H	Jacksonville St.	67 63	340	A	Chicago St.	71 75	346	H	Alabama A&M	112 69
278	A	Tennessee Tech	69 77	269	H	Austin Peay	75 96	338	A	Eastern Ill.	85 77				
86	H	Belmont	74 89												
257	A	Tennessee St.	76 78												

Non-Div I Games: Ky. Christian 121 91 Mt. St. Joseph 117 53

Morehead St.

■ Loss,
 ■ Non-Conf,
 ■ S Site,
 ■ H Home
 ■ A Away
 N Neutral

Average RPI Win:	291	WON-LOST	WINNING	LAST 10	STRENGTH OF	OPP. STRENGTH	TEAM	ADJ.	CONF.	ADJ CONF.
Average RPI Loss:	180	RECORD	PCT. RANK	GAMES	SCHEDULE	OF SCHEDULE	RPI	RPI	RPI	RPI
DIV. I ONLY	11- 16	229	6- 4	234	338	252	252	32	32	
DIV. I NON-CONF.	1- 10	330	0- 0	22	300	251	251	30	30	
TOTALS	RPI 1-25	RPI 26-50	W-L RECORDS	RPI 51-100	RPI 101-150	RPI 150+				
11- 16	0- 1	0- 2	OVERALL	1- 0	0- 1	10- 12				
6- 5	0- 0	0- 0	HOME	1- 0	0- 0	5- 5				
5- 9	0- 0	0- 0	AWAY	0- 0	0- 0	5- 1				
0- 2	0- 0	0- 1	NEUTRAL	0- 0	0- 0	0- 1				
1- 10	0- 1	0- 2	NON-CONFERENCE	1- 0	0- 1	0- 6				
1- 2	0- 0	0- 0	HOME	1- 0	0- 0	0- 2				
0- 6	0- 1	0- 1	AWAY	0- 0	0- 1	0- 3				
0- 2	0- 0	0- 1	NEUTRAL	0- 0	0- 0	0- 1				
10- 6	0- 0	0- 0	CONFERENCE	0- 0	0- 0	10- 6				
5- 3	0- 0	0- 0	HOME	0- 0	0- 0	5- 3				
5- 3	0- 0	0- 0	AWAY	0- 0	0- 0	5- 3				
0- 0	0- 0	0- 0	NEUTRAL	0- 0	0- 0	0- 0				

RPI 1-25				RPI 26-50				RPI 51-100				RPI 101+ Team's RPI: 252			
RPI	S	Opponent	Score	RPI	S	Opponent	Score	RPI	S	Opponent	Score	RPI	S	Opponent	Score
14	A	Syracuse	61 90	35	A	James Madison	31 92	90	H	Bucknell	64 50	119	A	Virginia Tech	33 73
				47	N	Colorado St.	36 54					161	A	Stony Brook	42 46
												174	H	UMBC	46 65
												203	A	Hampton	47 60
												203	H	Hampton	51 65
												206	A	Robert Morris	44 76
												208	A	Brown	45 72
												214	H	N.C. A&T	55 65
												233	N	Siena	46 69
												244	A	Coppin St.	38 82
												244	H	Coppin St.	72 51
												245	A	Bethune-Cookman	48 63
												274	A	UMES	77 69
												274	H	UMES	42 50
												291	A	Savannah St.	66 60
												296	A	Florida A&M	67 62
												299	H	UMKC	50 59
												309	A	South Carolina St.	62 56
												322	H	Delaware St.	56 49
												330	H	Howard	78 66
												347	A	Norfolk St.	59 56
												347	H	Norfolk St.	67 58
												348	H	N.C. Central	66 55
LAST 12 Division I GAMES:															
274	H	UMES	42 50	309	A	South Carolina St.	62 56								
244	A	Coppin St.	38 82	291	A	Savannah St.	66 60								
214	H	N.C. A&T	55 65	244	H	Coppin St.	72 51								
348	H	N.C. Central	66 55	330	H	Howard	78 66								
203	A	Hampton	47 60	245	A	Bethune-Cookman	48 63								
347	A	Norfolk St.	59 56	296	A	Florida A&M	67 62								

Non-Div I Games: Washington Adventis74 36

Morgan St.

■ Loss,
 ■ Non-Conf,
 ■ S Site,
 ■ Home
 ■ A Away
 N Neutral

Average RPI Win:	314	WON-LOST	WINNING	LAST 10	STRENGTH OF	OPP. STRENGTH	TEAM	ADJ.	CONF.	ADJ CONF.
Average RPI Loss:	233	RECORD	PCT. RANK	GAMES	SCHEDULE	OF SCHEDULE	RPI	RPI	RPI	RPI
DIV. I ONLY	9- 20	272	5- 5	331	349	318	318	30	30	
DIV. I NON-CONF.	2- 9	296	0- 0	288	338	318	318	32	32	
TOTALS	RPI 1-25	RPI 26-50	W-L RECORDS	RPI 51-100	RPI 101-150	RPI 150+				
9- 20	0- 0	0- 0	OVERALL	0- 1	0- 2	9- 17				
4- 9	0- 0	0- 0	HOME	0- 0	0- 0	4- 9				
5- 11	0- 0	0- 0	AWAY	0- 0	0- 0	5- 3				
0- 0	0- 0	0- 0	NEUTRAL	0- 0	0- 0	0- 0				
2- 9	0- 0	0- 0	NON-CONFERENCE	0- 1	0- 2	2- 6				
0- 4	0- 0	0- 0	HOME	0- 0	0- 0	0- 4				
2- 5	0- 0	0- 0	AWAY	0- 1	0- 2	2- 2				
0- 0	0- 0	0- 0	NEUTRAL	0- 0	0- 0	0- 0				
7- 11	0- 0	0- 0	CONFERENCE	0- 0	0- 0	7- 11				
4- 5	0- 0	0- 0	HOME	0- 0	0- 0	4- 5				
3- 6	0- 0	0- 0	AWAY	0- 0	0- 0	3- 6				
0- 0	0- 0	0- 0	NEUTRAL	0- 0	0- 0	0- 0				

RPI S	Opponent	Score	RPI S	Opponent	Score	RPI S	Opponent	Score	RPI S	Opponent	Score	Team's RPI: 318
						90	A Bucknell	45 71	119	A Virginia Tech	42 59	
									126	A Pittsburgh	57 74	
									199	A Sacred Heart	58 61	
									199	H Sacred Heart	52 60	
									201	H William & Mary	74 76	
									206	A Robert Morris	56 61	
									206	H Robert Morris	67 74	
									228	A Bryant	52 86	
									228	H Bryant	59 70	
									231	H Loyola Maryland	63 65	
									244	A Coppin St.	55 66	
									264	A Campbell	53 62	
									266	A Saint Francis (PA)	57 87	
									266	H Saint Francis (PA)	64 73	
									274	A UMES	57 50	
									275	A Central Conn. St.	59 55	
									275	H Central Conn. St.	54 48	
									289	H Niagara	51 53	
									314	A Fairleigh Dickinson	53 66	
									314	H Fairleigh Dickinson	71 55	
									322	A Delaware St.	54 41	
									328	A LIU Brooklyn	50 53	
									328	H LIU Brooklyn	51 61	
									330	H Howard	49 62	
									337	A St. Francis Brooklyn	57 40	
									337	H St. Francis Brooklyn	66 56	
LAST 12 Division I GAMES:												
199	H	Sacred Heart	52	60	345	A	Wagner	59	50			
337	A	St. Francis Brooklyn	57	40	328	A	LIU Brooklyn	50	53			
275	A	Central Conn. St.	59	55	206	H	Robert Morris	67	74			
228	A	Bryant	52	86	345	H	Wagner	64	55			
314	H	Fairleigh Dickinson	71	55	199	A	Sacred Heart	58	61			
266	H	Saint Francis (PA)	64	73	314	A	Fairleigh Dickinson	53	66			

Non-Div I Games:

Mt. St. Mary's

■ Loss,
 ■ Non-Conf, S Site,
 ■ Home
 ■ Away
 N Neutral

M
t
.
S
t
.
M
a
r
y
'
s

RPI S Opponent Score
Mt. St. Mary's

Through Games Of March 4, 2016

RPI	S	Opponent	Score	
345	A	Wagner	59	50
345	H	Wagner	64	55

M
t
.
S
t
.
M
a
r
y
'
s

Mt. St. Mary's

Average RPI Win:	269	WON-LOST	WINNING	LAST 10	STRENGTH OF	OPP. STRENGTH	TEAM	ADJ.	CONF.	ADJ CONF.
Average RPI Loss:	177	RECORD	PCT. RANK	GAMES	SCHEDULE	OF SCHEDULE	RPI	RPI	RPI	RPI
DIV. I ONLY	10- 17	247	5- 5	252	302	262	262	24	24	
DIV. I NON-CONF.	2- 7	280	0- 0	219	339	261	261	24	24	
TOTALS	RPI 1-25	RPI 26-50	W-L RECORDS	RPI 51-100	RPI 101-150	RPI 150+				
10- 17	0- 1	0- 0	OVERALL	0- 1	2- 7	8- 8				
5- 5	0- 0	0- 0	HOME	0- 0	0- 4	5- 1				
4- 11	0- 1	0- 0	AWAY	0- 1	1- 3	3- 6				
1- 1	0- 0	0- 0	NEUTRAL	0- 0	1- 0	0- 1				
2- 7	0- 1	0- 0	NON-CONFERENCE	0- 0	0- 4	2- 2				
0- 2	0- 0	0- 0	HOME	0- 0	0- 2	0- 0				
2- 5	0- 1	0- 0	AWAY	0- 0	0- 2	2- 2				
0- 0	0- 0	0- 0	NEUTRAL	0- 0	0- 0	0- 0				
8- 10	0- 0	0- 0	CONFERENCE	0- 1	2- 3	6- 6				
5- 3	0- 0	0- 0	HOME	0- 0	0- 2	5- 1				
2- 6	0- 0	0- 0	AWAY	0- 1	1- 1	1- 4				
1- 1	0- 0	0- 0	NEUTRAL	0- 0	1- 0	0- 1				

RPI 1-25				RPI 26-50				RPI 51-100				RPI 101+ Team's RPI: 262			
RPI	S	Opponent	Score	RPI	S	Opponent	Score	RPI	S	Opponent	Score	RPI	S	Opponent	Score
15	A	Florida St.	59 101					86	A	Belmont	61 87	103	A	UT Martin	62 92
												103	H	UT Martin	49 70
												103	N	UT Martin	78 76
												108	A	Central Ark.	40 50
												108	H	Central Ark.	51 61
												133	H	Southern Ill.	57 70
												145	A	SIUE	79 76
												145	H	SIUE	61 64
												149	A	Jacksonville	54 79
												178	A	Eastern Ky.	60 72
												178	N	Eastern Ky.	52 63
												232	A	Southeast Mo. St.	59 96
												232	H	Southeast Mo. St.	80 61
												257	A	Tennessee St.	58 69
												269	A	Austin Peay	72 81
												269	H	Austin Peay	75 72
												278	H	Tennessee Tech	56 50
												295	H	Jacksonville St.	71 74
												305	H	Morehead St.	83 79
												313	A	Illinois St.	76 81
												334	A	Evansville	73 54
												335	A	Lipscomb	85 93
												338	A	Eastern Ill.	74 71
												338	H	Eastern Ill.	66 56
												346	A	Alabama A&M	76 59
LAST 12 Division I GAMES:															
				178	N	Eastern Ky.	52 63	145	A	SIUE	79 76				
				103	N	UT Martin	78 76	269	H	Austin Peay	75 72				
				103	H	UT Martin	49 70	232	A	Southeast Mo. St.	59 96				
				269	A	Austin Peay	72 81	103	A	UT Martin	62 92				
				338	A	Eastern Ill.	74 71	338	H	Eastern Ill.	66 56				
				232	H	Southeast Mo. St.	80 61	145	H	SIUE	61 64				

Non-Div I Games: Blue Mountain 89 64 Oakland City 91 75

Murray St.

Loss, Non-Conf, S Site, H Home A Away N Neutral

Average RPI Win:	310	WON-LOST	WINNING	LAST 10	STRENGTH OF	OPP. STRENGTH	TEAM	ADJ.	CONF.	ADJ CONF.
Average RPI Loss:	175	RECORD	PCT. RANK	GAMES	SCHEDULE	OF SCHEDULE	RPI	RPI	RPI	RPI
DIV. I ONLY	14- 11	141	8- 2	309	339	214	214	32	32	
DIV. I NON-CONF.	2- 7	280	0- 0	133	198	245	245	30	30	
TOTALS	RPI 1-25	RPI 26-50	W-L RECORDS	RPI 51-100	RPI 101-150	RPI 150+				
14- 11	0- 2	0- 0	OVERALL	0- 2	0- 0	14- 7				
6- 4	0- 0	0- 0	HOME	0- 2	0- 0	6- 2				
6- 6	0- 1	0- 0	AWAY	0- 0	0- 0	6- 5				
2- 1	0- 1	0- 0	NEUTRAL	0- 0	0- 0	2- 0				
2- 7	0- 2	0- 0	NON-CONFERENCE	0- 2	0- 0	2- 3				
0- 2	0- 0	0- 0	HOME	0- 2	0- 0	0- 0				
0- 4	0- 1	0- 0	AWAY	0- 0	0- 0	0- 3				
2- 1	0- 1	0- 0	NEUTRAL	0- 0	0- 0	2- 0				
12- 4	0- 0	0- 0	CONFERENCE	0- 0	0- 0	12- 4				
6- 2	0- 0	0- 0	HOME	0- 0	0- 0	6- 2				
6- 2	0- 0	0- 0	AWAY	0- 0	0- 0	6- 2				
0- 0	0- 0	0- 0	NEUTRAL	0- 0	0- 0	0- 0				

RPI 1-25				RPI 26-50				RPI 51-100				RPI 101+ Team's RPI: 214			
RPI	S	Opponent	Score	RPI	S	Opponent	Score	RPI	S	Opponent	Score	RPI	S	Opponent	Score
5	A	Ohio St.	56 89					68	H	FGCU	36 60	203	H	Hampton	52 55
21	N	Duquesne	67 81					69	H	VCU	49 64	234	A	Navy	48 52
												244	A	Coppin St.	59 65
												245	A	Bethune-Cookman	41 65
												245	H	Bethune-Cookman	68 55
												252	A	Morgan St.	65 55
												264	A	Campbell	55 56
												274	H	UMES	50 56
												291	A	Savannah St.	69 59
												291	H	Savannah St.	60 31
												296	A	Florida A&M	70 66
												296	H	Florida A&M	80 51
												297	A	Wichita St.	53 55
												309	A	South Carolina St.	57 54
												322	A	Delaware St.	84 64
												325	N	North Dakota St.	72 64
												330	H	Howard	88 70
												333	N	Southern Utah	78 65
												347	H	Norfolk St.	64 53
												348	A	N.C. Central	76 54
												348	H	N.C. Central	60 48
LAST 12 Division I GAMES:															
348	H	N.C. Central	60 48	348	A	N.C. Central	76 54								
245	A	Bethune-Cookman	41 65	291	H	Savannah St.	60 31								
296	A	Florida A&M	70 66	322	A	Delaware St.	84 64								
252	A	Morgan St.	65 55	244	A	Coppin St.	59 65								
245	H	Bethune-Cookman	68 55	347	H	Norfolk St.	64 53								
296	H	Florida A&M	80 51	203	H	Hampton	52 55								

Non-Div I Games: Pfeiffer 74 55 North Greenville 64 37

N.C. A&T

Loss, Non-Conf, S Site, H Home A Away N Neutral

N.C. Central

Through Games Of March 4, 2016

Average RPI Win:	281	WON-LOST	WINNING	LAST 10	STRENGTH OF	OPP. STRENGTH	TEAM	ADJ.	CONF.	ADJ CONF.
Average RPI Loss:	254	RECORD	PCT. RANK	GAMES	SCHEDULE	OF SCHEDULE	RPI	RPI	RPI	RPI
DIV. I ONLY	4- 22	324	1- 8	342	347	348	348	32	32	
DIV. I NON-CONF.	1- 9	325	0- 0	322	328	348	348	30	30	
TOTALS	RPI 1-25	RPI 26-50	W-L RECORDS	RPI 51-100	RPI 101-150	RPI 150+				
4- 22	0- 0	0- 0	OVERALL	0- 2	0- 0	4- 20				
4- 6	0- 0	0- 0	HOME	0- 0	0- 0	4- 6				
0- 16	0- 0	0- 0	AWAY	0- 2	0- 0	0- 14				
0- 0	0- 0	0- 0	NEUTRAL	0- 0	0- 0	0- 0				
1- 9	0- 0	0- 0	NON-CONFERENCE	0- 2	0- 0	1- 7				
1- 1	0- 0	0- 0	HOME	0- 0	0- 0	1- 1				
0- 8	0- 0	0- 0	AWAY	0- 2	0- 0	0- 6				
0- 0	0- 0	0- 0	NEUTRAL	0- 0	0- 0	0- 0				
3- 13	0- 0	0- 0	CONFERENCE	0- 0	0- 0	3- 13				
3- 5	0- 0	0- 0	HOME	0- 0	0- 0	3- 5				
0- 8	0- 0	0- 0	AWAY	0- 0	0- 0	0- 8				
0- 0	0- 0	0- 0	NEUTRAL	0- 0	0- 0	0- 0				

RPI S	Opponent	Score	RPI S	Opponent	Score	RPI S	Opponent	Score	RPI S	Opponent	Score	Team's RPI: 348
76	A Charlotte	52 67				203	H Hampton	42 76				
98	A Nebraska	47 88				209	A USC Upstate	46 68				
						211	H Furman	66 61				
						214	A N.C. A&T	48 60				
						214	H N.C. A&T	54 76				
						226	A Presbyterian	50 60				
						244	A Coppin St.	46 63				
						245	A Bethune-Cookman	50 62				
						245	H Bethune-Cookman	46 63				
						252	A Morgan St.	55 66				
						264	H Campbell	48 57				
						274	H UMES	49 46				
						291	A Savannah St.	39 57				
						291	H Savannah St.	65 61				
						296	A Florida A&M	45 55				
						296	H Florida A&M	54 69				
						306	A Wofford	37 60				
						307	A UNCG	56 103				
						309	A South Carolina St.	51 58				
						316	A Longwood	49 60				
						322	A Delaware St.	56 66				
						324	A Winthrop	39 62				
						330	H Howard	61 68				
						347	H Norfolk St.	63 62				
LAST 12 Division I GAMES:												
214	A N.C. A&T	48 60	245	H Bethune-Cookman	46 63							
291	H Savannah St.	65 61	214	H N.C. A&T	54 76							
245	A Bethune-Cookman	50 62	296	A Florida A&M	45 55							
252	A Morgan St.	55 66	322	A Delaware St.	56 66							
244	A Coppin St.	46 63	203	H Hampton	42 76							
296	H Florida A&M	54 69	347	H Norfolk St.	63 62							

Non-Div I Games: Johnson & Wales (NC68 58

N.C. Central

Loss, Non-Conf, S Site, H Home A Away N Neutral

Average RPI Win:	332	WON-LOST	WINNING	LAST 10	STRENGTH OF	OPP. STRENGTH	TEAM	ADJ.	CONF.	ADJ CONF.
Average RPI Loss:	205	RECORD	PCT. RANK	GAMES	SCHEDULE	OF SCHEDULE	RPI	RPI	RPI	RPI
DIV. I ONLY	2- 26	345	1- 9	248	317	344	344	29	29	
DIV. I NON-CONF.	1- 12	337	0- 0	276	329	339	339	28	28	
TOTALS	RPI 1-25	RPI 26-50	W-L RECORDS	RPI 51-100	RPI 101-150	RPI 150+				
2- 26	0- 0	0- 0	OVERALL	0- 5	0- 4	2- 17				
1- 12	0- 0	0- 0	HOME	0- 2	0- 1	1- 9				
1- 14	0- 0	0- 0	AWAY	0- 3	0- 3	1- 8				
0- 0	0- 0	0- 0	NEUTRAL	0- 0	0- 0	0- 0				
1- 12	0- 0	0- 0	NON-CONFERENCE	0- 2	0- 2	1- 8				
0- 6	0- 0	0- 0	HOME	0- 1	0- 0	0- 5				
1- 6	0- 0	0- 0	AWAY	0- 1	0- 2	1- 3				
0- 0	0- 0	0- 0	NEUTRAL	0- 0	0- 0	0- 0				
1- 14	0- 0	0- 0	CONFERENCE	0- 3	0- 2	1- 9				
1- 6	0- 0	0- 0	HOME	0- 1	0- 1	1- 4				
0- 8	0- 0	0- 0	AWAY	0- 2	0- 1	0- 5				
0- 0	0- 0	0- 0	NEUTRAL	0- 0	0- 0	0- 0				

RPI 1-25			RPI 26-50			RPI 51-100			RPI 101+			Team's RPI: 344					
RPI	S	Opponent	Score	RPI	S	Opponent	Score	RPI	S	Opponent	Score	RPI	S	Opponent	Score		
								67	H	Army West Point	35	71	106	A	Virginia	54	81
								68	A	FGCU	37	70	141	A	Marshall	50	63
								68	A	FGCU	31	60	149	A	Jacksonville	37	68
								68	H	FGCU	32	53	149	H	Jacksonville	36	65
								77	A	Minnesota	50	83	193	A	Stetson	55	60
													193	H	Stetson	56	74
													208	H	Brown	49	74
													209	A	USC Upstate	47	67
													209	H	USC Upstate	41	58
													215	H	Dartmouth	39	46
													220	H	Lehigh	47	75
													230	A	Binghamton	50	54
													240	A	Columbia	52	72
													280	H	Vermont	46	54
													286	A	Kennesaw St.	48	64
													286	H	Kennesaw St.	77	82
													325	H	North Dakota St.	59	64
													327	A	North Florida	49	72
													327	H	North Florida	51	68
													328	A	LIU Brooklyn	53	44
													335	A	Lipscomb	49	63
													335	H	Lipscomb	61	51
													345	A	Wagner	53	76
LAST 12 Division I GAMES:																	
				68	A	FGCU	31	60	335	A	Lipscomb	49	63				
				209	A	USC Upstate	47	67	286	H	Kennesaw St.	77	82				
				327	A	North Florida	49	72	335	H	Lipscomb	61	51				
				149	A	Jacksonville	37	68	286	A	Kennesaw St.	48	64				
				193	H	Stetson	56	74	149	H	Jacksonville	36	65				
				68	H	FGCU	32	53	327	H	North Florida	51	68				

Non-Div I Games: St. Joseph (VT) 71 50 St. Joseph's (Brklr) 78 41

NJIT

Loss, Non-Conf, S Site, H Home A Away N Neutral

Average RPI Win: 270	WON-LOST	WINNING	LAST 10	STRENGTH OF	OPP. STRENGTH	TEAM	ADJ.	CONF.	ADJ CONF.
Average RPI Loss: 166	RECORD	PCT. RANK	GAMES	SCHEDULE	OF SCHEDULE	RPI	RPI	RPI	RPI
DIV. I ONLY	14- 14	165	6- 4	262	298	234	234	25	25
DIV. I NON-CONF.	5- 5	160	0- 0	212	282	209	209	27	27
TOTALS	RPI 1-25	RPI 26-50	W-L RECORDS	RPI 51-100	RPI 101-150	RPI 150+			
14- 14	0- 0	0- 2	OVERALL	1- 5	0- 0	13- 7			
10- 5	0- 0	0- 1	HOME	1- 2	0- 0	9- 2			
4- 8	0- 0	0- 1	AWAY	0- 2	0- 0	4- 5			
0- 1	0- 0	0- 0	NEUTRAL	0- 1	0- 0	0- 0			
5- 5	0- 0	0- 2	NON-CONFERENCE	1- 1	0- 0	4- 2			
4- 2	0- 0	0- 1	HOME	1- 0	0- 0	3- 1			
1- 3	0- 0	0- 1	AWAY	0- 1	0- 0	1- 1			
0- 0	0- 0	0- 0	NEUTRAL	0- 0	0- 0	0- 0			
9- 9	0- 0	0- 0	CONFERENCE	0- 4	0- 0	9- 5			
6- 3	0- 0	0- 0	HOME	0- 2	0- 0	6- 1			
3- 5	0- 0	0- 0	AWAY	0- 1	0- 0	3- 4			
0- 1	0- 0	0- 0	NEUTRAL	0- 1	0- 0	0- 0			

RPI S	Opponent	Score	RPI S	Opponent	Score	RPI S	Opponent	Score	RPI S	Opponent	Score	Team's RPI: 234
37	A Penn	43 57	66	A Hofstra	63 65	214	H N.C. A&T	52 48				
47	H Colorado St.	73 82	67	H Army West Point	34 49	217	A Kansas	54 61				
			67	N Army West Point	38 75	220	A Lehigh	62 54				
			88	H Elon	73 70	220	H Lehigh	48 51				
			90	A Bucknell	52 64	231	A Loyola Maryland	38 51				
			90	H Bucknell	41 51	231	H Loyola Maryland	45 38				
						233	H Siena	59 58				
						251	A Holy Cross	49 57				
						251	H Holy Cross	50 49				
						273	A American	56 61				
						273	H American	65 52				
						301	A Colgate	62 58				
						301	H Colgate	51 41				
						326	A Lafayette	65 58				
						326	H Lafayette	64 48				
						328	H LIU Brooklyn	66 68				
						339	A Saint Peter's	50 39				
						341	A Boston U.	49 51				
						341	H Boston U.	67 56				
						342	H Air Force	64 46				
LAST 12 Division I GAMES:												
273	A American	56 61	231	H Loyola Maryland	45 38							
90	A Bucknell	52 64	301	A Colgate	62 58							
273	H American	65 52	341	A Boston U.	49 51							
67	H Army West Point	34 49	251	H Holy Cross	50 49							
220	A Lehigh	62 54	67	N Army West Point	38 75							
326	H Lafayette	64 48	220	H Lehigh	48 51							

Non-Div I Games: Johns Hopkins 77 45

Navy

Nebraska

Through Games Of March 4, 2016

Average RPI Win:	165	WON-LOST	WINNING	LAST 10	STRENGTH OF	OPP. STRENGTH	TEAM	ADJ.	CONF.	ADJ CONF.
Average RPI Loss:	50	RECORD	PCT. RANK	GAMES	SCHEDULE	OF SCHEDULE	RPI	RPI	RPI	RPI
DIV. I ONLY	18- 12	119	3- 7	101	29	98	98	5	5	
DIV. I NON-CONF.	9- 2	37	0- 0	263	134	103	103	4	4	
TOTALS	RPI 1-25	RPI 26-50	W-L RECORDS	RPI 51-100	RPI 101-150	RPI 150+				
18- 12	1- 3	2- 2	OVERALL	3- 6	4- 1	8- 0				
15- 3	1- 0	2- 1	HOME	1- 2	3- 0	8- 0				
3- 8	0- 3	0- 1	AWAY	2- 3	1- 1	0- 0				
0- 1	0- 0	0- 0	NEUTRAL	0- 1	0- 0	0- 0				
9- 2	0- 1	2- 0	NON-CONFERENCE	0- 1	1- 0	6- 0				
9- 0	0- 0	2- 0	HOME	0- 0	1- 0	6- 0				
0- 2	0- 1	0- 0	AWAY	0- 1	0- 0	0- 0				
0- 0	0- 0	0- 0	NEUTRAL	0- 0	0- 0	0- 0				
9- 10	1- 2	0- 2	CONFERENCE	3- 5	3- 1	2- 0				
6- 3	1- 0	0- 1	HOME	1- 2	2- 0	2- 0				
3- 6	0- 2	0- 1	AWAY	2- 2	1- 1	0- 0				
0- 1	0- 0	0- 0	NEUTRAL	0- 1	0- 0	0- 0				

RPI 1-25				RPI 26-50				RPI 51-100				Team's RPI: 98	RPI 101+			
RPI	S	Opponent	Score	RPI	S	Opponent	Score	RPI	S	Opponent	Score		RPI	S	Opponent	Score
3	A	UConn	46 88	40	H	Arkansas St.	79 71	52	A	Rutgers	56 66		104	A	Northwestern	62 85
5	A	Ohio St.	70 96	45	A	Indiana	47 59	52	H	Rutgers	65 54		104	H	Northwestern	76 67
11	A	Maryland	50 89	45	H	Indiana	68 79	52	N	Rutgers	63 66		128	H	Creighton	65 63
17	H	Michigan St.	73 66	49	H	North Carolina St.	88 67	59	H	Iowa	68 74		130	A	Penn St.	83 78
								63	A	Purdue	62 61		130	H	Penn St.	87 69
								63	H	Purdue	50 68		165	H	Southern U.	89 38
								73	A	Michigan	93 81		176	H	Illinois	73 57
								77	A	Minnesota	73 110		194	H	Wisconsin	75 62
								79	A	California	80 87		308	H	Northern Ariz.	90 67
LAST 12 Division I GAMES:																
				52	N	Rutgers	63 66	77	A	Minnesota	73 110		327	H	North Florida	91 46
				104	H	Northwestern	76 67	45	A	Indiana	47 59		331	H	Ark.-Pine Bluff	96 46
				45	H	Indiana	68 79	130	H	Penn St.	87 69		334	H	Evansville	85 40
				63	H	Purdue	50 68	52	A	Rutgers	56 66		348	H	N.C. Central	88 47
				5	A	Ohio St.	70 96	194	H	Wisconsin	75 62					
				17	H	Michigan St.	73 66	73	A	Michigan	93 81					

Non-Div I Games:

Nebraska

■ Loss,
■ Non-Conf, S Site,
■ Home
■ Away
N Neutral

Nevada

Through Games Of March 4, 2016

Average RPI Win: 260	WON-LOST	WINNING	LAST 10	STRENGTH OF	OPP. STRENGTH	TEAM	ADJ.	CONF.	ADJ CONF.
Average RPI Loss: 169	RECORD	PCT. RANK	GAMES	SCHEDULE	OF SCHEDULE	RPI	RPI	RPI	RPI
DIV. I ONLY	4- 24	328	1- 9	177	235	320	320	20	20
DIV. I NON-CONF.	0- 10	338	0- 0	205	237	337	337	20	20
TOTALS	RPI 1-25	RPI 26-50	W-L RECORDS	RPI 51-100	RPI 101-150	RPI 150+			
4- 24	0- 0	0- 2	OVERALL	0- 4	0- 5	4- 13			
3- 11	0- 0	0- 1	HOME	0- 3	0- 3	3- 4			
1- 11	0- 0	0- 1	AWAY	0- 0	0- 2	1- 8			
0- 2	0- 0	0- 0	NEUTRAL	0- 1	0- 0	0- 1			
0- 10	0- 0	0- 0	NON-CONFERENCE	0- 4	0- 1	0- 5			
0- 5	0- 0	0- 0	HOME	0- 3	0- 1	0- 1			
0- 3	0- 0	0- 0	AWAY	0- 0	0- 0	0- 3			
0- 2	0- 0	0- 0	NEUTRAL	0- 1	0- 0	0- 1			
4- 14	0- 0	0- 2	CONFERENCE	0- 0	0- 4	4- 8			
3- 6	0- 0	0- 1	HOME	0- 0	0- 2	3- 3			
1- 8	0- 0	0- 1	AWAY	0- 0	0- 2	1- 5			
0- 0	0- 0	0- 0	NEUTRAL	0- 0	0- 0	0- 0			

RPI 1-25			RPI 26-50			RPI 51-100			RPI 101+			Team's RPI: 320			
RPI	S	Opponent	Score	RPI	S	Opponent	Score	RPI	S	Opponent	Score				
				47	A	Colorado St.	56 74	61	H	Middle Tenn.	46 90	121	A	Fresno St.	56 65
				47	H	Colorado St.	37 64	85	H	San Diego	47 84	121	H	Fresno St.	59 67
								89	H	San Francisco	62 70	146	A	Boise St.	58 66
								95	N	Washington St.	57 70	146	H	Boise St.	61 64
												148	H	Montana St.	53 66
												172	A	New Mexico	42 66
												172	H	New Mexico	47 51
												173	A	Pacific	52 74
												192	H	San Jose St.	63 76
												202	A	UNLV	59 65
												202	H	UNLV	71 65
												205	H	Utah Valley	65 73
												223	A	Utah St.	55 70
												223	H	Utah St.	66 79
												229	A	Ill.-Chicago	55 70
												238	N	Loyola Marymount	58 69
												246	A	Wyoming	53 68
												246	H	Wyoming	68 65
												250	A	San Diego St.	70 64
												336	A	UC Irvine	64 68
												342	A	Air Force	53 59
												342	H	Air Force	68 57
LAST 12 Division I GAMES:															
				172	A	New Mexico	42 66	121	A	Fresno St.	56 65				
				146	H	Boise St.	61 64	342	A	Air Force	53 59				
				47	A	Colorado St.	56 74	47	H	Colorado St.	37 64				
				223	A	Utah St.	55 70	223	H	Utah St.	66 79				
				202	H	UNLV	71 65	250	A	San Diego St.	70 64				
				192	H	San Jose St.	63 76	202	A	UNLV	59 65				

Non-Div I Games: San Fran. St. 57 51

Nevada

■ Loss,
 ■ Non-Conf, S Site,
 ■ Home
 ■ Away
 N Neutral

New Hampshire

Through Games Of March 4, 2016

Average RPI Win:	244	WON-LOST	WINNING	LAST 10	STRENGTH OF	OPP. STRENGTH	TEAM	ADJ.	CONF.	ADJ CONF.
Average RPI Loss:	156	RECORD	PCT. RANK	GAMES	SCHEDULE	OF SCHEDULE	RPI	RPI	RPI	RPI
DIV. I ONLY	11- 17	239	5- 5	190	231	237	237	16	16	
DIV. I NON-CONF.	5- 7	198	0- 0	228	254	212	212	19	19	
TOTALS	RPI 1-25	RPI 26-50	W-L RECORDS	RPI 51-100	RPI 101-150	RPI 150+				
11- 17	0- 0	0- 3	OVERALL	0- 2	0- 2	11- 10				
6- 7	0- 0	0- 2	HOME	0- 1	0- 0	6- 4				
5- 10	0- 0	0- 0	AWAY	0- 0	0- 1	5- 1				
0- 0	0- 0	0- 0	NEUTRAL	0- 0	0- 0	0- 0				
5- 7	0- 0	0- 1	NON-CONFERENCE	0- 0	0- 2	5- 4				
2- 3	0- 0	0- 1	HOME	0- 0	0- 0	2- 2				
3- 4	0- 0	0- 0	AWAY	0- 0	0- 2	3- 2				
0- 0	0- 0	0- 0	NEUTRAL	0- 0	0- 0	0- 0				
6- 10	0- 0	0- 2	CONFERENCE	0- 2	0- 0	6- 6				
4- 4	0- 0	0- 1	HOME	0- 1	0- 0	4- 2				
2- 6	0- 0	0- 1	AWAY	0- 1	0- 0	2- 4				
0- 0	0- 0	0- 0	NEUTRAL	0- 0	0- 0	0- 0				

RPI S	Opponent	Score	RPI S	Opponent	Score	RPI S	Opponent	Score	RPI S	Opponent	Score	Team's RPI: 237
37	H Penn	60 67	70	A Maine	55 59	115	A Boston College	51 71				
50	A Albany (NY)	48 85	70	H Maine	52 62	147	A North Carolina	60 65				
50	H Albany (NY)	52 78				155	A Yale	46 63				
						160	H Northeastern	54 66				
						161	A Stony Brook	54 63				
						161	H Stony Brook	49 46				
						174	A UMBC	67 59				
						174	H UMBC	55 65				
						199	A Sacred Heart	81 69				
						210	A Hartford	44 48				
						210	H Hartford	53 42				
						215	A Dartmouth	61 57				
						228	A Bryant	42 55				
						230	A Binghamton	50 51				
						230	H Binghamton	64 49				
						233	H Siena	53 57				
						242	H Manhattan	72 57				
						275	A Central Conn. St.	64 50				
						280	A Vermont	63 83				
						280	H Vermont	59 63				
						319	A UMass Lowell	63 55				
						319	H UMass Lowell	65 61				
						341	H Boston U.	69 52				
LAST 12 Division I GAMES:												
174	A UMBC	67 59	70	A Maine	55 59							
280	H Vermont	59 63	230	H Binghamton	64 49							
210	H Hartford	53 42	174	H UMBC	55 65							
319	A UMass Lowell	63 55	280	A Vermont	63 83							
161	H Stony Brook	49 46	210	A Hartford	44 48							
50	A Albany (NY)	48 85	319	H UMass Lowell	65 61							

Non-Div I Games: Colby-Sawyer 72 41

New Hampshire

■ Loss,
 ■ Non-Conf,
 ■ S Site,
 ■ Home
 ■ A Away
 N Neutral

Average RPI Win:	245	WON-LOST	WINNING	LAST 10	STRENGTH OF	OPP. STRENGTH	TEAM	ADJ.	CONF.	ADJ CONF.
Average RPI Loss:	138	RECORD	PCT. RANK	GAMES	SCHEDULE	OF SCHEDULE	RPI	RPI	RPI	RPI
DIV. I ONLY	16- 13	146	5- 5	201	224	172	172	20	20	
DIV. I NON-CONF.	7- 4	110	0- 1	72	252	107	107	20	20	
TOTALS	RPI 1-25	RPI 26-50	W-L RECORDS	RPI 51-100	RPI 101-150	RPI 150+				
16- 13	0- 1	0- 2	OVERALL	1- 2	1- 3	14- 5				
10- 6	0- 1	0- 1	HOME	0- 1	0- 2	10- 1				
6- 7	0- 0	0- 1	AWAY	1- 1	1- 1	4- 4				
0- 0	0- 0	0- 0	NEUTRAL	0- 0	0- 0	0- 0				
7- 4	0- 1	0- 1	NON-CONFERENCE	1- 2	0- 0	6- 0				
5- 2	0- 1	0- 0	HOME	0- 1	0- 0	5- 0				
2- 2	0- 0	0- 1	AWAY	1- 1	0- 0	1- 0				
0- 0	0- 0	0- 0	NEUTRAL	0- 0	0- 0	0- 0				
9- 9	0- 0	0- 1	CONFERENCE	0- 0	1- 3	8- 5				
5- 4	0- 0	0- 1	HOME	0- 0	0- 2	5- 1				
4- 5	0- 0	0- 0	AWAY	0- 0	1- 1	3- 4				
0- 0	0- 0	0- 0	NEUTRAL	0- 0	0- 0	0- 0				

RPI 1-25				RPI 26-50				RPI 51-100				RPI 101+ Team's RPI: 172			
RPI	S	Opponent	Score	RPI	S	Opponent	Score	RPI	S	Opponent	Score	RPI	S	Opponent	Score
21	H	Duquesne	69 78	31	A	UTEP	62 70	77	A	Minnesota	72 53	121	A	Fresno St.	43 51
				47	H	Colorado St.	48 49	96	A	New Mexico St.	59 78	121	H	Fresno St.	65 69
								96	H	New Mexico St.	47 52	146	A	Boise St.	70 60
												146	H	Boise St.	60 81
												169	H	Sacramento St.	84 71
												187	A	SMU	63 58
												192	A	San Jose St.	58 59
												192	H	San Jose St.	71 57
												202	A	UNLV	48 57
												202	H	UNLV	67 53
												223	A	Utah St.	56 72
												223	H	Utah St.	73 70
												243	H	Houston Baptist	65 57
												246	A	Wyoming	48 66
												250	A	San Diego St.	64 45
												250	H	San Diego St.	46 51
												267	H	Pepperdine	60 52
												303	H	Nicholls St.	83 43
												320	A	Nevada	51 47
												320	H	Nevada	66 42
												333	H	Southern Utah	70 48
												342	A	Air Force	63 33
												342	H	Air Force	58 36
LAST 12 Division I GAMES:															
21	H	Duquesne	69 78	146	A	Boise St.	70 60								
320	H	Nevada	66 42	192	A	San Jose St.	58 59								
250	A	San Diego St.	64 45	223	H	Utah St.	73 70								
121	A	Fresno St.	43 51	250	H	San Diego St.	46 51								
47	H	Colorado St.	48 49	202	A	UNLV	48 57								
342	H	Air Force	58 36	146	H	Boise St.	60 81								

Non-Div I Games:

New Mexico

■ Loss,
 ■ Non-Conf, S Site,
 ■ Home
 ■ Away
 N Neutral

Average RPI Win:	248	WON-LOST	WINNING	LAST 10	STRENGTH OF	OPP. STRENGTH	TEAM	ADJ.	CONF.	ADJ CONF.
Average RPI Loss:	74	RECORD	PCT. RANK	GAMES	SCHEDULE	OF SCHEDULE	RPI	RPI	RPI	RPI
DIV. I ONLY	22- 3	11	10- 0	328	215	96	96	27	27	
DIV. I NON-CONF.	9- 3	69	0- 0	267	127	122	122	25	25	
TOTALS	RPI 1-25	RPI 26-50	W-L RECORDS	RPI 51-100	RPI 101-150	RPI 150+				
22- 3	0- 0	0- 1	OVERALL	0- 1	1- 1	21- 0				
11- 1	0- 0	0- 1	HOME	0- 0	1- 0	10- 0				
10- 1	0- 0	0- 0	AWAY	0- 0	0- 1	10- 0				
1- 1	0- 0	0- 0	NEUTRAL	0- 1	0- 0	1- 0				
9- 3	0- 0	0- 1	NON-CONFERENCE	0- 1	1- 1	8- 0				
5- 1	0- 0	0- 1	HOME	0- 0	1- 0	4- 0				
3- 1	0- 0	0- 0	AWAY	0- 0	0- 1	3- 0				
1- 1	0- 0	0- 0	NEUTRAL	0- 1	0- 0	1- 0				
13- 0	0- 0	0- 0	CONFERENCE	0- 0	0- 0	13- 0				
6- 0	0- 0	0- 0	HOME	0- 0	0- 0	6- 0				
7- 0	0- 0	0- 0	AWAY	0- 0	0- 0	7- 0				
0- 0	0- 0	0- 0	NEUTRAL	0- 0	0- 0	0- 0				

RPI 1-25				RPI 26-50				RPI 51-100				Team's RPI: 96		RPI 101+			
RPI	S	Opponent	Score	RPI	S	Opponent	Score	RPI	S	Opponent	Score			RPI	S	Opponent	Score
				31	H	UTEP	65 71	72	N	Vanderbilt	45 71			117	H	Northwestern St.	65 54
														120	A	Arizona	64 68
														169	H	Sacramento St.	80 77
														172	A	New Mexico	52 47
														172	H	New Mexico	78 59
														192	A	San Jose St.	75 66
														205	A	Utah Valley	59 53
														205	H	Utah Valley	73 68
														212	A	UTRGV	68 57
														219	A	CSU Bakersfield	67 59
														219	H	CSU Bakersfield	86 63
														241	A	Grand Canyon	64 44
														241	H	Grand Canyon	60 58
														263	A	Seattle	66 56
														263	H	Seattle	69 54
														299	A	UMKC	68 62
														299	H	UMKC	78 74
														308	H	Northern Ariz.	87 53
														317	N	A&M-Corpus Christi	70 51
														325	A	North Dakota St.	79 69
														333	H	Southern Utah	74 60
														340	A	Chicago St.	70 60
														340	H	Chicago St.	76 63
LAST 12 Division I GAMES:																	
				299	H	UMKC	78 74	212	A	UTRGV	68 57						
				263	A	Seattle	66 56	219	H	CSU Bakersfield	86 63						
				219	A	CSU Bakersfield	67 59	263	H	Seattle	69 54						
				340	H	Chicago St.	76 63	340	A	Chicago St.	70 60						
				205	A	Utah Valley	59 53	299	A	UMKC	68 62						
				241	A	Grand Canyon	64 44	241	H	Grand Canyon	60 58						

Non-Div I Games: Eastern N.M. 76 61 Western N.M. 68 39

New Mexico St.

Loss, Non-Conf, S Site, H Home A Away N Neutral

Average RPI Win:	295	WON-LOST	WINNING	LAST 10	STRENGTH OF	OPP. STRENGTH	TEAM	ADJ.	CONF.	ADJ CONF.
Average RPI Loss:	206	RECORD	PCT. RANK	GAMES	SCHEDULE	OF SCHEDULE	RPI	RPI	RPI	RPI
DIV. I ONLY	6- 18	295	3- 7	324	300	332	332	26	26	
DIV. I NON-CONF.	1- 6	311	0- 0	334	274	349	349	26	26	
TOTALS	RPI 1-25	RPI 26-50	W-L RECORDS	RPI 51-100	RPI 101-150	RPI 150+				
6- 18	0- 0	0- 0	OVERALL	0- 1	0- 5	6- 12				
5- 5	0- 0	0- 0	HOME	0- 0	0- 1	5- 4				
1- 12	0- 0	0- 0	AWAY	0- 0	0- 1	1- 1				
0- 1	0- 0	0- 0	NEUTRAL	0- 0	0- 0	0- 1				
1- 6	0- 0	0- 0	NON-CONFERENCE	0- 0	0- 2	1- 4				
1- 1	0- 0	0- 0	HOME	0- 0	0- 0	1- 1				
0- 4	0- 0	0- 0	AWAY	0- 0	0- 2	0- 2				
0- 1	0- 0	0- 0	NEUTRAL	0- 0	0- 0	0- 1				
5- 12	0- 0	0- 0	CONFERENCE	0- 1	0- 3	5- 8				
4- 4	0- 0	0- 0	HOME	0- 0	0- 1	4- 3				
1- 8	0- 0	0- 0	AWAY	0- 1	0- 2	1- 5				
0- 0	0- 0	0- 0	NEUTRAL	0- 0	0- 0	0- 0				

RPI 1-25			RPI 26-50			RPI 51-100				RPI 101+		Team's RPI: 332				
RPI	S	Opponent	Score	RPI	S	Opponent	Score	RPI	S	Opponent	Score	RPI	S	Opponent	Score	
								74	A	Abilene Christian	70	80				
												101	A	TCU	36	85
												108	A	Central Ark.	55	67
												108	H	Central Ark.	44	59
												117	A	Northwestern St.	53	70
												137	A	Arkansas	41	73
												152	A	McNeese St.	63	92
												152	H	McNeese St.	74	77
												175	A	Ole Miss	59	97
												204	H	SFA	58	57
												224	A	Sam Houston St.	52	64
												243	H	Houston Baptist	51	71
												286	A	Kennesaw St.	53	60
												288	A	Lamar	52	79
												296	N	Florida A&M	60	71
												303	A	Nicholls St.	55	70
												303	H	Nicholls St.	62	55
												307	H	UNCG	79	81
												311	H	Jackson St.	85	68
												312	A	Southeastern La.	62	51
												312	H	Southeastern La.	57	55
												317	A	A&M-Corpus Christi	59	73
												317	H	A&M-Corpus Christi	64	75
												329	H	Incarnate Word	55	49
LAST 12 Division I GAMES:																
				312	H	Southeastern La.	57	55		108	A	Central Ark.	55	67		
				74	A	Abilene Christian	70	80		152	A	McNeese St.	63	92		
				303	A	Nicholls St.	55	70		152	H	McNeese St.	74	77		
				117	A	Northwestern St.	53	70		303	H	Nicholls St.	62	55		
				312	A	Southeastern La.	62	51		317	A	A&M-Corpus Christi	59	73		
				317	H	A&M-Corpus Christi	64	75		108	H	Central Ark.	44	59		

Non-Div I Games: LSU-Alexandria 93 75 Trinity Baptist 109 46

New Orleans

■ Loss,
 ■ Non-Conf, S Site,
 ■ Home
 ■ Away
 N Neutral

Niagara

Through Games Of March 4, 2016

Average RPI Win: 274	WON-LOST	WINNING	LAST 10	STRENGTH OF	OPP. STRENGTH	TEAM	ADJ.	CONF.	ADJ CONF.
Average RPI Loss: 173	RECORD	PCT. RANK	GAMES	SCHEDULE	OF SCHEDULE	RPI	RPI	RPI	RPI
DIV. I ONLY	8- 23	294	2- 8	243	239	289	289	23	23
DIV. I NON-CONF.	2- 7	280	0- 0	235	177	281	281	22	22
TOTALS	RPI 1-25	RPI 26-50	W-L RECORDS	RPI 51-100	RPI 101-150	RPI 150+			
8- 23	0- 0	0- 1	OVERALL	0- 3	0- 5	8- 14			
3- 11	0- 0	0- 0	HOME	0- 1	0- 3	3- 7			
4- 11	0- 0	0- 1	AWAY	0- 1	0- 2	4- 7			
1- 1	0- 0	0- 0	NEUTRAL	0- 1	0- 0	1- 0			
2- 7	0- 0	0- 1	NON-CONFERENCE	0- 0	0- 3	2- 3			
1- 3	0- 0	0- 0	HOME	0- 0	0- 2	1- 1			
1- 4	0- 0	0- 1	AWAY	0- 0	0- 1	1- 2			
0- 0	0- 0	0- 0	NEUTRAL	0- 0	0- 0	0- 0			
6- 16	0- 0	0- 0	CONFERENCE	0- 3	0- 2	6- 11			
2- 8	0- 0	0- 0	HOME	0- 1	0- 1	2- 6			
3- 7	0- 0	0- 0	AWAY	0- 1	0- 1	3- 5			
1- 1	0- 0	0- 0	NEUTRAL	0- 1	0- 0	1- 0			

RPI S	Opponent	Score	RPI S	Opponent	Score	RPI S	Opponent	Score	RPI S	Opponent	Score	Team's RPI: 289
34	A St. Bonaventure	55 67	83	A Quinnipiac	52 70	116	A Iona	46 73				
			83	H Quinnipiac	54 61	116	H Iona	52 73				
			83	N Quinnipiac	51 74	127	H Buffalo	48 57				
						129	H Youngstown St.	54 71				
						138	A Texas Tech	45 79				
						151	A Detroit	75 80				
						168	A Marist	50 63				
						168	H Marist	68 82				
						186	A Fairfield	43 61				
						186	H Fairfield	56 55				
						215	A Dartmouth	47 60				
						218	H Oakland	67 77				
						222	A Canisius	45 54				
						222	H Canisius	66 68				
						222	N Canisius	65 64				
						233	A Siena	54 45				
						233	H Siena	51 59				
						242	A Manhattan	62 80				
						242	H Manhattan	49 58				
						256	A Monmouth	60 83				
						256	H Monmouth	55 68				
LAST 12 Division I GAMES:												
83	N Quinnipiac	51 74	283	H Rider	72 76	272	H Cleveland St.	73 72				
222	N Canisius	65 64	168	H Marist	68 82	283	A Rider	67 57				
233	A Siena	54 45	83	A Quinnipiac	52 70	283	H Rider	72 76				
222	A Canisius	45 54	186	A Fairfield	43 61	318	A Mt. St. Mary's	53 51				
242	H Manhattan	49 58	116	H Iona	52 73	339	A Saint Peter's	52 48				
256	H Monmouth	55 68	222	H Canisius	66 68							

Non-Div I Games:

Niagara

■ Loss,
 ■ Non-Conf,
 ■ S Site,
 ■ H Home
 ■ A Away
 N Neutral

RPI	S	Opponent	Score
339	H	Saint Peter's	51 46

N
i
a
g
a
r
a

N
i
a
g
a
r
a

Niagara

Average RPI Win:	264	WON-LOST	WINNING	LAST 10	STRENGTH OF	OPP. STRENGTH	TEAM	ADJ.	CONF.	ADJ CONF.
Average RPI Loss:	202	RECORD	PCT. RANK	GAMES	SCHEDULE	OF SCHEDULE	RPI	RPI	RPI	RPI
DIV. I ONLY	8- 18	277	3- 6	292	321	303	303	26	26	
DIV. I NON-CONF.	1- 8	320	1- 0	307	346	343	343	26	26	
TOTALS	RPI 1-25	RPI 26-50	W-L RECORDS	RPI 51-100	RPI 101-150	RPI 150+				
8- 18	0- 0	0- 0	OVERALL	0- 1	1- 4	7- 13				
4- 8	0- 0	0- 0	HOME	0- 1	1- 1	3- 6				
3- 9	0- 0	0- 0	AWAY	0- 0	0- 2	3- 7				
1- 1	0- 0	0- 0	NEUTRAL	0- 0	0- 1	1- 0				
1- 8	0- 0	0- 0	NON-CONFERENCE	0- 0	0- 1	1- 7				
0- 4	0- 0	0- 0	HOME	0- 0	0- 0	0- 4				
0- 3	0- 0	0- 0	AWAY	0- 0	0- 0	0- 3				
1- 1	0- 0	0- 0	NEUTRAL	0- 0	0- 1	1- 0				
7- 10	0- 0	0- 0	CONFERENCE	0- 1	1- 3	6- 6				
4- 4	0- 0	0- 0	HOME	0- 1	1- 1	3- 2				
3- 6	0- 0	0- 0	AWAY	0- 0	0- 2	3- 4				
0- 0	0- 0	0- 0	NEUTRAL	0- 0	0- 0	0- 0				

RPI S	Opponent	Score	RPI S	Opponent	Score	RPI S	Opponent	Score	RPI S	Opponent	Score	Team's RPI: 303
						74	H Abilene Christian	68 71	108	A Central Ark.	51 56	
									108	H Central Ark.	65 71	
									112	N Samford	43 45	
									117	A Northwestern St.	62 66	
									117	H Northwestern St.	70 61	
									152	A McNeese St.	62 96	
									152	H McNeese St.	85 81	
									156	A Troy	51 104	
									172	A New Mexico	43 83	
									183	H Louisiana Tech	55 58	
									188	H Grambling	65 69	
									204	H SFA	67 89	
									224	A Sam Houston St.	67 63	
									243	A Houston Baptist	71 80	
									276	A La.-Monroe	57 69	
									281	H Prairie View	70 81	
									288	H Lamar	69 59	
									295	H Jacksonville St.	49 63	
									312	A Southeastern La.	68 78	
									317	A A&M-Corpus Christi	64 62	
									329	A Incarnate Word	66 64	
									329	H Incarnate Word	61 63	
									332	A New Orleans	55 62	
									332	H New Orleans	70 55	
									349	N Mississippi Val.	63 54	
LAST 12 Division I GAMES:												
			349	N Mississippi Val.	63 54		312	A Southeastern La.	68 78			
			108	A Central Ark.	51 56		152	H McNeese St.	85 81			
			152	A McNeese St.	62 96		329	H Incarnate Word	61 63			
			332	H New Orleans	70 55		329	A Incarnate Word	66 64			
			204	H SFA	67 89		332	A New Orleans	55 62			
			117	A Northwestern St.	62 66		108	H Central Ark.	65 71			

Non-Div I Games: Southern-N.O. 98 65

Nicholls St.

■ Loss,
 ■ Non-Conf,
 ■ S Site,
 ■ Home
 ■ A Away
 N Neutral

Average RPI Win:	269	WON-LOST	WINNING	LAST 10	STRENGTH OF	OPP. STRENGTH	TEAM	ADJ.	CONF.	ADJ CONF.
Average RPI Loss:	242	RECORD	PCT. RANK	GAMES	SCHEDULE	OF SCHEDULE	RPI	RPI	RPI	RPI
DIV. I ONLY	3- 23	338	3- 7	338	332	347	347	32	32	
DIV. I NON-CONF.	0- 10	338	0- 0	265	305	346	346	30	30	
TOTALS	RPI 1-25	RPI 26-50	W-L RECORDS	RPI 51-100	RPI 101-150	RPI 150+				
3- 23	0- 0	0- 1	OVERALL	0- 0	0- 2	3- 20				
1- 10	0- 0	0- 0	HOME	0- 0	0- 0	1- 10				
2- 11	0- 0	0- 1	AWAY	0- 0	0- 2	2- 8				
0- 2	0- 0	0- 0	NEUTRAL	0- 0	0- 0	0- 2				
0- 10	0- 0	0- 1	NON-CONFERENCE	0- 0	0- 2	0- 7				
0- 3	0- 0	0- 0	HOME	0- 0	0- 0	0- 3				
0- 5	0- 0	0- 1	AWAY	0- 0	0- 2	0- 2				
0- 2	0- 0	0- 0	NEUTRAL	0- 0	0- 0	0- 2				
3- 13	0- 0	0- 0	CONFERENCE	0- 0	0- 0	3- 13				
1- 7	0- 0	0- 0	HOME	0- 0	0- 0	1- 7				
2- 6	0- 0	0- 0	AWAY	0- 0	0- 0	2- 6				
0- 0	0- 0	0- 0	NEUTRAL	0- 0	0- 0	0- 0				

RPI 1-25			RPI 26-50			RPI 51-100			RPI 101+			Team's RPI: 347
RPI	S	Opponent	Score	RPI	S	Opponent	Score	RPI	S	Opponent	Score	
				27	A	Mississippi St.	34 92					

Non-Div I Games:

Norfolk St.

■ Loss,
 ■ Non-Conf, S Site,
 ■ Home
 ■ Away
 N Neutral

North Carolina

Through Games Of March 4, 2016

Average RPI Win:	174	WON-LOST	WINNING	LAST 10	STRENGTH OF	OPP. STRENGTH	TEAM	ADJ.	CONF.	ADJ CONF.
Average RPI Loss:	77	RECORD	PCT. RANK	GAMES	SCHEDULE	OF SCHEDULE	RPI	RPI	RPI	RPI
DIV. I ONLY	14- 18	212	2- 8	52	74	147	147	4	4	
DIV. I NON-CONF.	10- 5	99	0- 0	98	265	131	131	5	5	
TOTALS	RPI 1-25	RPI 26-50	W-L RECORDS	RPI 51-100	RPI 101-150	RPI 150+				
14- 18	1- 4	0- 5	OVERALL	1- 2	4- 5	8- 2				
11- 9	1- 1	0- 3	HOME	1- 1	2- 2	7- 2				
1- 8	0- 3	0- 2	AWAY	0- 1	1- 2	0- 0				
2- 1	0- 0	0- 0	NEUTRAL	0- 0	1- 1	1- 0				
10- 5	0- 1	0- 0	NON-CONFERENCE	1- 1	2- 1	7- 2				
8- 4	0- 0	0- 0	HOME	1- 1	1- 1	6- 2				
0- 1	0- 1	0- 0	AWAY	0- 0	0- 0	0- 0				
2- 0	0- 0	0- 0	NEUTRAL	0- 0	1- 0	1- 0				
4- 13	1- 3	0- 5	CONFERENCE	0- 1	2- 4	1- 0				
3- 5	1- 1	0- 3	HOME	0- 0	1- 1	1- 0				
1- 7	0- 2	0- 2	AWAY	0- 1	1- 2	0- 0				
0- 1	0- 0	0- 0	NEUTRAL	0- 0	0- 1	0- 0				

RPI S Opponent	Score	RPI S Opponent	Score	RPI S Opponent	Score	RPI S Opponent	Score	Team's RPI: 147
1 A Notre Dame	54 88	28 H Miami (FL)	61 76	70 H Maine	59 58	104 H Northwestern	72 85	
13 H Louisville	60 78	48 A Duke	55 71	71 A Georgia Tech	73 80	106 A Virginia	68 72	
14 H Syracuse	77 73	48 H Duke	57 93	82 H Oregon	77 79	110 N Gonzaga	67 62	
15 A Florida St.	63 94	49 A North Carolina St.	49 78			115 A Boston College	86 78	
23 A Oklahoma St.	67 77	49 H North Carolina St.	66 80			116 H Iona	64 52	
						119 H Virginia Tech	71 67	
						126 H Pittsburgh	60 76	
						126 N Pittsburgh	72 82	
						140 A Wake Forest	63 75	
						155 H Yale	70 63	
						162 N Southern Miss.	69 62	
						173 H Pacific	63 66	
						189 H Gardner-Webb	65 66	
						209 H USC Upstate	80 40	
						237 H New Hampshire	65 60	
						258 H Clemson	72 56	
						265 H Appalachian St.	68 59	
						296 H Florida A&M	94 58	
						314 H Fairleigh Dickinson	64 46	
LAST 12 Division I GAMES:								
126 N Pittsburgh	72 82	119 H Virginia Tech	71 67					
48 H Duke	57 93	115 A Boston College	86 78					
106 A Virginia	68 72	13 H Louisville	60 78					
49 H North Carolina St.	66 80	49 A North Carolina St.	49 78					
126 H Pittsburgh	60 76	48 A Duke	55 71					
15 A Florida St.	63 94	140 A Wake Forest	63 75					

Non-Div I Games:

North Carolina

Loss, Non-Conf, S Site, H Home A Away N Neutral

North Dakota				Through Games of March 17, 2018						
Average RPI Win:	213	WON-LOST	WINNING	LAST 10	STRENGTH OF	OPP. STRENGTH	TEAM	ADJ.	CONF.	ADJ CONF.
Average RPI Loss:	113	RECORD	PCT. RANK	GAMES	SCHEDULE	OF SCHEDULE	RPI	RPI	RPI	RPI
DIV. I ONLY	17- 12	123	9- 1	73	268	100	100	19	19	
DIV. I NON-CONF.	4- 7	222	0- 0	34	201	172	172	23	23	

TOTALS	RPI 1-25		RPI 26-50	W-L RECORDS	RPI 51-100	RPI 101-150		RPI 150+		
17- 12	0- 0		0- 0	OVERALL	1- 5	1- 5		15- 2		
11- 3	0- 0		0- 0	HOME	1- 1	1- 1		9- 1		
6- 8	0- 0		0- 0	AWAY	0- 0	0- 0		6- 0		
0- 1	0- 0		0- 0	NEUTRAL	0- 0	0- 1		0- 0		
4- 7	0- 0		0- 0	NON-CONFERENCE	1- 5	0- 2		3- 0		
4- 1	0- 0		0- 0	HOME	1- 1	0- 0		3- 0		
0- 5	0- 0		0- 0	AWAY	0- 4	0- 1		0- 0		
0- 1	0- 0		0- 0	NEUTRAL	0- 0	0- 1		0- 0		
13- 5	0- 0		0- 0	CONFERENCE	0- 0	1- 3		12- 2		
7- 2	0- 0		0- 0	HOME	0- 0	1- 1		6- 1		
6- 3	0- 0		0- 0	AWAY	0- 0	0- 2		6- 1		
0- 0	0- 0		0- 0	NEUTRAL	0- 0	0- 0		0- 0		

RPI	S	Opponent	Score
RPI 1-25			
RPI	S	Opponent	Score
RPI 26-50			
RPI	S	Opponent	Score
RPI 51-100			
RPI	S	Opponent	Score
58	H	South Dakota	70 73
59	A	Iowa	61 83
77	A	Minnesota	47 57
82	A	Oregon	51 77
89	A	San Francisco	57 74
93	H	UNI	64 59
Team's RPI: 100			
RPI 101+			
RPI	S	Opponent	Score
103	N	UT Martin	58 84
109	A	Drake	63 73
136	A	Idaho	65 92
136	H	Idaho	59 65
148	A	Montana St.	61 69
148	H	Montana St.	77 76
164	A	Montana	61 59
164	H	Montana	73 61
169	A	Sacramento St.	86 79
179	A	Northern Colo.	59 58
179	H	Northern Colo.	54 51
181	A	Weber St.	85 78
181	H	Weber St.	56 62
182	A	Eastern Wash.	57 60
182	H	Eastern Wash.	72 69
200	A	Idaho St.	60 57
200	H	Idaho St.	45 42
221	H	Western Ill.	78 67
259	H	Omaha	67 52
308	H	Northern Ariz.	63 56
323	A	Portland St.	75 62
325	H	North Dakota St.	71 54
333	H	Southern Utah	68 56
LAST 12 Division I GAMES:			
148	H	Montana St.	77 76
164	H	Montana	73 61
169	A	Sacramento St.	86 79
323	A	Portland St.	75 62
179	A	Northern Colo.	59 58
136	H	Idaho	59 65
182	H	Eastern Wash.	72 69
181	A	Weber St.	85 78
200	A	Idaho St.	60 57
179	H	Northern Colo.	54 51
333	H	Southern Utah	68 56
308	H	Northern Ariz.	63 56

Non-Div I Games:

North Dakota

Loss, Non-Conf, S Site, H Home A Away N Neutral

Average RPI Win:	308	WON-LOST	WINNING	LAST 10	STRENGTH OF	OPP. STRENGTH	TEAM	ADJ.	CONF.	ADJ CONF.
Average RPI Loss:	174	RECORD	PCT. RANK	GAMES	SCHEDULE	OF SCHEDULE	RPI	RPI	RPI	RPI
DIV. I ONLY	5- 22	317	2- 8	246	270	325	325	18	18	
DIV. I NON-CONF.	3- 8	258	0- 0	271	342	302	302	18	18	
TOTALS	RPI 1-25	RPI 26-50	W-L RECORDS	RPI 51-100	RPI 101-150	RPI 150+				
5- 22	0- 0	0- 0	OVERALL	0- 7	0- 4	5- 11				
3- 9	0- 0	0- 0	HOME	0- 4	0- 2	3- 3				
1- 11	0- 0	0- 0	AWAY	0- 3	0- 2	1- 6				
1- 2	0- 0	0- 0	NEUTRAL	0- 0	0- 0	1- 2				
3- 8	0- 0	0- 0	NON-CONFERENCE	0- 3	0- 0	3- 5				
1- 3	0- 0	0- 0	HOME	0- 2	0- 0	1- 1				
1- 3	0- 0	0- 0	AWAY	0- 1	0- 0	1- 2				
1- 2	0- 0	0- 0	NEUTRAL	0- 0	0- 0	1- 2				
2- 14	0- 0	0- 0	CONFERENCE	0- 4	0- 4	2- 6				
2- 6	0- 0	0- 0	HOME	0- 2	0- 2	2- 2				
0- 8	0- 0	0- 0	AWAY	0- 2	0- 2	0- 4				
0- 0	0- 0	0- 0	NEUTRAL	0- 0	0- 0	0- 0				

RPI 1-25				RPI 26-50				RPI 51-100				RPI 101+				Team's RPI: 325	
RPI	S	Opponent	Score	RPI	S	Opponent	Score	RPI	S	Opponent	Score	RPI	S	Opponent	Score		
								58	A	South Dakota	54	80	114	A	IUPUI	44	67
								58	H	South Dakota	94	96	114	H	IUPUI	63	64
								60	A	South Dakota St.	47	81	144	A	Oral Roberts	58	59
								60	H	South Dakota St.	63	81	144	H	Oral Roberts	42	52
								70	H	Maine	51	82	163	N	Delaware	50	62
								96	H	New Mexico St.	69	79	214	N	N.C. A&T	64	72
								100	A	North Dakota	54	71	221	A	Western Ill.	89	100
													221	H	Western Ill.	82	94
													241	H	Grand Canyon	67	76
													250	A	San Diego St.	54	64
													259	A	Omaha	52	77
													259	H	Omaha	74	67
													281	N	Prairie View	79	58
													304	A	Denver	53	64
													304	H	Denver	45	55
													315	A	IPFW	69	85
													315	H	IPFW	94	85
													321	A	Kent St.	54	75
													343	H	Cal St. Fullerton	79	64
													344	A	NJIT	64	59
LAST 12 Division I GAMES:																	
				315	A	IPFW	69	85		144	A	Oral Roberts	58	59			
				221	A	Western Ill.	89	100		58	A	South Dakota	54	80			
				304	H	Denver	45	55		315	H	IPFW	94	85			
				259	H	Omaha	74	67		221	H	Western Ill.	82	94			
				114	H	IUPUI	63	64		114	A	IUPUI	44	67			
				60	A	South Dakota St.	47	81		58	H	South Dakota	94	96			

Non-Div I Games: Valley City St. 85 77 St. Mary (NE) 88 68

North Dakota St.

■ Loss,
 ■ Non-Conf, S Site,
 ■ Home
 ■ Away
 N Neutral

North Florida

Through Games Of March 4, 2016

Average RPI Win: 322	WON-LOST	WINNING	LAST 10	STRENGTH OF	OPP. STRENGTH	TEAM	ADJ.	CONF.	ADJ CONF.
Average RPI Loss: 189	RECORD	PCT. RANK	GAMES	SCHEDULE	OF SCHEDULE	RPI	RPI	RPI	RPI
DIV. I ONLY	5- 22	317	1- 9	251	312	327	327	29	29
DIV. I NON-CONF.	2- 10	304	0- 0	239	284	313	313	28	28
TOTALS	RPI 1-25	RPI 26-50	W-L RECORDS	RPI 51-100	RPI 101-150	RPI 150+			
5- 22	0- 1	0- 0	OVERALL	0- 4	0- 3	5- 14			
3- 10	0- 0	0- 0	HOME	0- 2	0- 1	3- 7			
2- 12	0- 1	0- 0	AWAY	0- 2	0- 2	2- 7			
0- 0	0- 0	0- 0	NEUTRAL	0- 0	0- 0	0- 0			
2- 10	0- 1	0- 0	NON-CONFERENCE	0- 2	0- 1	2- 6			
1- 5	0- 0	0- 0	HOME	0- 1	0- 0	1- 4			
1- 5	0- 1	0- 0	AWAY	0- 1	0- 1	1- 2			
0- 0	0- 0	0- 0	NEUTRAL	0- 0	0- 0	0- 0			
3- 12	0- 0	0- 0	CONFERENCE	0- 2	0- 2	3- 8			
2- 5	0- 0	0- 0	HOME	0- 1	0- 1	2- 3			
1- 7	0- 0	0- 0	AWAY	0- 1	0- 1	1- 5			
0- 0	0- 0	0- 0	NEUTRAL	0- 0	0- 0	0- 0			

RPI 1-25				RPI 26-50				RPI 51-100				RPI 101+				Team's RPI: 327	
RPI	S	Opponent	Score	RPI	S	Opponent	Score	RPI	S	Opponent	Score	RPI	S	Opponent	Score		
15	A	Florida St.	28 80					63	H	Purdue	47 70	111	A	Mercer	54 68		
								68	A	FGCU	50 75	149	A	Jacksonville	51 65		
								68	H	FGCU	38 65	149	H	Jacksonville	39 73		
								98	A	Nebraska	46 91	158	A	Alabama	47 69		
												193	A	Stetson	61 81		
												193	H	Stetson	56 67		
												209	A	USC Upstate	54 69		
												209	A	USC Upstate	50 76		
												209	H	USC Upstate	61 75		
												245	H	Bethune-Cookman	49 53		
												264	H	Campbell	55 66		
												270	H	UNCW	47 63		
												271	A	Georgia St.	63 76		
												286	A	Kennesaw St.	54 76		
												286	H	Kennesaw St.	55 70		
												290	H	Towson	74 72		
												299	A	UMKC	62 55		
												309	H	South Carolina St.	48 53		
												335	A	Lipscomb	71 78		
												335	H	Lipscomb	78 70		
												344	A	NJIT	68 51		
												344	H	NJIT	72 49		
LAST 12 Division I GAMES:																	
209	A	USC Upstate	50 76	193	H	Stetson	56 67										
149	A	Jacksonville	51 65	68	A	FGCU	50 75										
344	H	NJIT	72 49	193	A	Stetson	61 81										
209	H	USC Upstate	61 75	68	H	FGCU	38 65										
286	A	Kennesaw St.	54 76	209	A	USC Upstate	54 69										
335	A	Lipscomb	71 78	344	A	NJIT	68 51										

Non-Div I Games: Warner 60 51 Webber Int'l 60 72 Trinity Baptist 97 30 North Florida

North Texas

Through Games Of March 4, 2016

Average RPI Win:	196	WON-LOST	WINNING	LAST 10	STRENGTH OF	OPP. STRENGTH	TEAM	ADJ.	CONF.	ADJ CONF.
Average RPI Loss:	141	RECORD	PCT. RANK	GAMES	SCHEDULE	OF SCHEDULE	RPI	RPI	RPI	RPI
DIV. I ONLY	10- 17	247	2- 8	197	111	239	239	12	12	
DIV. I NON-CONF.	5- 5	160	0- 0	227	137	186	186	11	11	
TOTALS	RPI 1-25	RPI 26-50	W-L RECORDS	RPI 51-100	RPI 101-150	RPI 150+				
10- 17	0- 0	1- 2	OVERALL	0- 3	2- 4	7- 8				
5- 9	0- 0	0- 1	HOME	0- 3	1- 2	4- 3				
5- 8	0- 0	1- 1	AWAY	0- 0	1- 2	3- 5				
0- 0	0- 0	0- 0	NEUTRAL	0- 0	0- 0	0- 0				
5- 5	0- 0	1- 0	NON-CONFERENCE	0- 1	1- 2	3- 2				
2- 3	0- 0	0- 0	HOME	0- 1	1- 1	1- 1				
3- 2	0- 0	1- 0	AWAY	0- 0	0- 1	2- 1				
0- 0	0- 0	0- 0	NEUTRAL	0- 0	0- 0	0- 0				
5- 12	0- 0	0- 2	CONFERENCE	0- 2	1- 2	4- 6				
3- 6	0- 0	0- 1	HOME	0- 2	0- 1	3- 2				
2- 6	0- 0	0- 1	AWAY	0- 0	1- 1	1- 4				
0- 0	0- 0	0- 0	NEUTRAL	0- 0	0- 0	0- 0				

RPI S	Opponent	Score	RPI S	Opponent	Score	RPI S	Opponent	Score	RPI S	Opponent	Score	Team's RPI: 239
31	H UTEP	67 75	61	H Middle Tenn.	52 76	114	H IUPUI	68 67				
32	A Oklahoma	61 57	76	H Charlotte	70 82	116	A Iona	51 62				
38	A Western Ky.	53 65	89	H San Francisco	61 69	120	H Arizona	44 51				
						141	A Marshall	71 63				
						150	A Old Dominion	55 62				
						150	H Old Dominion	48 65				
						154	H UAB	53 51				
						162	A Southern Miss.	38 57				
						162	H Southern Miss.	57 55				
						177	A Fla. Atlantic	61 71				
						181	H Weber St.	38 45				
						183	A Louisiana Tech	71 77				
						183	H Louisiana Tech	67 78				
						187	H SMU	60 57				
						225	A Rice	97 100				
						225	H Rice	73 79				
						235	A Texas St.	62 64				
						247	H UTSA	68 58				
						279	A La Salle	69 63				
						310	A FIU	58 40				
						329	A Incarnate Word	62 55				
LAST 12 Division I GAMES:												
150	A Old Dominion	55 62	150	H Old Dominion	48 65							
162	H Southern Miss.	57 55	183	A Louisiana Tech	71 77							
183	H Louisiana Tech	67 78	162	A Southern Miss.	38 57							
177	A Fla. Atlantic	61 71	225	H Rice	73 79							
310	A FIU	58 40	154	H UAB	53 51							
76	H Charlotte	70 82	61	H Middle Tenn.	52 76							

Non-Div I Games:

North Texas

■ Loss,
 ■ Non-Conf,
 ■ S Site,
 ■ H Home
 ■ A Away
 N Neutral

Average RPI Win: 212		WON-LOST	WINNING	LAST 10	STRENGTH OF	OPP. STRENGTH	TEAM	ADJ.	CONF.	ADJ CONF.
Average RPI Loss: 108		RECORD	PCT. RANK	GAMES	SCHEDULE	OF SCHEDULE	RPI	RPI	RPI	RPI
DIV. I ONLY		14- 15	176	7- 3	123	142	160	160	13	13
DIV. I NON-CONF.		5- 6	180	0- 0	115	199	175	175	10	10
TOTALS	RPI 1-25		RPI 26-50		W-L RECORDS		RPI 51-100		RPI 101-150	RPI 150+
14- 15	0- 1		0- 3		OVERALL		3- 5		0- 2	11- 4
6- 9	0- 1		0- 1		HOME		1- 4		0- 1	5- 2
8- 4	0- 0		0- 1		AWAY		2- 1		0- 0	6- 2
0- 2	0- 0		0- 1		NEUTRAL		0- 0		0- 1	0- 0
5- 6	0- 1		0- 1		NON-CONFERENCE		1- 1		0- 2	4- 1
2- 4	0- 1		0- 0		HOME		1- 1		0- 1	1- 1
3- 0	0- 0		0- 0		AWAY		0- 0		0- 0	3- 0
0- 2	0- 0		0- 1		NEUTRAL		0- 0		0- 1	0- 0
9- 9	0- 0		0- 2		CONFERENCE		2- 4		0- 0	7- 3
4- 5	0- 0		0- 1		HOME		0- 3		0- 0	4- 1
5- 4	0- 0		0- 1		AWAY		2- 1		0- 0	3- 2
0- 0	0- 0		0- 0		NEUTRAL		0- 0		0- 0	0- 0

RPI 1-25				RPI 26-50				RPI 51-100				RPI 101+ Team's RPI: 160			
RPI	S	Opponent	Score	RPI	S	Opponent	Score	RPI	S	Opponent	Score	RPI	S	Opponent	Score
17	H	Michigan St.	51 77	35	A	James Madison	62 85	66	A	Hofstra	50 75	115	H	Boston College	45 71
				35	H	James Madison	52 61	66	H	Hofstra	64 71	121	N	Fresno St.	55 69
				44	N	Missouri	56 69	70	H	Maine	56 44	163	A	Delaware	52 59
								78	A	Drexel	73 65	163	H	Delaware	57 54
								78	H	Drexel	49 53	201	A	William & Mary	62 69
								83	H	Quinnipiac	60 71	201	H	William & Mary	69 68
								88	A	Elon	67 61	222	H	Canisius	57 68
								88	H	Elon	54 56	227	A	Col. of Charleston	52 49
												227	H	Col. of Charleston	78 66
												233	A	Siena	70 67
												237	A	New Hampshire	66 54
												270	A	UNCW	72 66
												270	H	UNCW	69 52
												274	H	UMES	60 49
												290	A	Towson	81 63
												290	H	Towson	71 72
												341	A	Boston U.	77 44
LAST 12 Division I GAMES:															
				66	H	Hofstra	64 71	270	A	UNCW	72 66				
				290	A	Towson	81 63	35	H	James Madison	52 61				
				227	H	Col. of Charleston	78 66	227	A	Col. of Charleston	52 49				
				270	H	UNCW	69 52	201	A	William & Mary	62 69				
				163	H	Delaware	57 54	88	H	Elon	54 56				
				88	A	Elon	67 61	78	H	Drexel	49 53				

Non-Div I Games:

Northeastern

Loss, Non-Conf, S Site, H Home A Away N Neutral

Average RPI Win:	289	WON-LOST	WINNING	LAST 10	STRENGTH OF	OPP. STRENGTH	TEAM	ADJ.	CONF.	ADJ CONF.
Average RPI Loss:	162	RECORD	PCT. RANK	GAMES	SCHEDULE	OF SCHEDULE	RPI	RPI	RPI	RPI
DIV. I ONLY	4- 23	326	1- 9	143	278	308	308	19	19	
DIV. I NON-CONF.	2- 7	280	0- 0	122	204	236	236	23	23	
TOTALS	RPI 1-25	RPI 26-50	W-L RECORDS	RPI 51-100	RPI 101-150	RPI 150+				
4- 23	0- 0	0- 1	OVERALL	0- 3	0- 7	4- 12				
3- 8	0- 0	0- 0	HOME	0- 0	0- 3	3- 5				
1- 14	0- 0	0- 1	AWAY	0- 3	0- 3	1- 7				
0- 1	0- 0	0- 0	NEUTRAL	0- 0	0- 1	0- 0				
2- 7	0- 0	0- 1	NON-CONFERENCE	0- 2	0- 3	2- 1				
1- 1	0- 0	0- 0	HOME	0- 0	0- 1	1- 0				
1- 5	0- 0	0- 1	AWAY	0- 2	0- 1	1- 1				
0- 1	0- 0	0- 0	NEUTRAL	0- 0	0- 1	0- 0				
2- 16	0- 0	0- 0	CONFERENCE	0- 1	0- 4	2- 11				
2- 7	0- 0	0- 0	HOME	0- 0	0- 2	2- 5				
0- 9	0- 0	0- 0	AWAY	0- 1	0- 2	0- 6				
0- 0	0- 0	0- 0	NEUTRAL	0- 0	0- 0	0- 0				

RPI 1-25	RPI 26-50	RPI 51-100	RPI 101+ Team's RPI: 308
RPI S Opponent Score	RPI S Opponent Score	RPI S Opponent Score	RPI S Opponent Score
	31 A UTEP 66 77	96 A New Mexico St. 53 87	124 H Hawaii 52 61
		98 A Nebraska 67 90	125 A Iowa St. 63 79
		100 A North Dakota 56 63	131 N Long Beach St. 48 69
			136 A Idaho 59 76
			136 H Idaho 51 72
			148 A Montana St. 77 86
			148 H Montana St. 72 83
			164 A Montana 58 81
			164 H Montana 57 61
			169 H Sacramento St. 79 111
			179 A Northern Colo. 55 79
			181 A Weber St. 88 95
			181 H Weber St. 56 76
			182 A Eastern Wash. 65 72
			182 H Eastern Wash. 71 81
			196 A Colorado 66 90
			200 A Idaho St. 61 71
			200 H Idaho St. 63 62
			288 H Lamar 75 63
			323 H Portland St. 80 88
			333 A Southern Utah 68 73
			333 H Southern Utah 57 48
			336 A UC Irvine 71 55
LAST 12 Division I GAMES:			
169 H Sacramento St. 79 111	148 H Montana St. 72 83		
323 H Portland St. 80 88	136 A Idaho 59 76		
333 A Southern Utah 68 73	182 A Eastern Wash. 65 72		
181 A Weber St. 88 95	200 H Idaho St. 63 62		
200 A Idaho St. 61 71	181 H Weber St. 56 76		
164 H Montana 57 61	179 A Northern Colo. 55 79		

Non-Div I Games: N.M. Highlands 91 43 Dixie St. 68 66

Northern Ariz.

Loss, Non-Conf, S Site, H Home A Away N Neutral

Northern Colo.

Through Games Of March 4, 2016

Average RPI Win:	228	WON-LOST	WINNING	LAST 10	STRENGTH OF	OPP. STRENGTH	TEAM	ADJ.	CONF.	ADJ CONF.
Average RPI Loss:	141	RECORD	PCT. RANK	GAMES	SCHEDULE	OF SCHEDULE	RPI	RPI	RPI	RPI
DIV. I ONLY	12- 15	208	4- 6	117	245	179	179	19	19	
DIV. I NON-CONF.	4- 5	193	0- 0	163	121	170	170	23	23	
TOTALS	RPI 1-25	RPI 26-50	W-L RECORDS	RPI 51-100	RPI 101-150	RPI 150+				
12- 15	0- 0	0- 1	OVERALL	0- 4	3- 2	9- 8				
7- 5	0- 0	0- 1	HOME	0- 2	2- 0	5- 2				
3- 10	0- 0	0- 0	AWAY	0- 2	0- 2	3- 6				
2- 0	0- 0	0- 0	NEUTRAL	0- 0	1- 0	1- 0				
4- 5	0- 0	0- 1	NON-CONFERENCE	0- 2	1- 0	3- 2				
1- 2	0- 0	0- 1	HOME	0- 1	0- 0	1- 0				
1- 3	0- 0	0- 0	AWAY	0- 1	0- 0	1- 2				
2- 0	0- 0	0- 0	NEUTRAL	0- 0	1- 0	1- 0				
8- 10	0- 0	0- 0	CONFERENCE	0- 2	2- 2	6- 6				
6- 3	0- 0	0- 0	HOME	0- 1	2- 0	4- 2				
2- 7	0- 0	0- 0	AWAY	0- 1	0- 2	2- 4				
0- 0	0- 0	0- 0	NEUTRAL	0- 0	0- 0	0- 0				

RPI S	Opponent	Score	RPI S	Opponent	Score	RPI S	Opponent	Score	RPI S	Opponent	Score	Team's RPI: 179
47	H Colorado St.	46 62	51	H St. Mary's (CA)	52 65	123	N Akron	78 65				
			60	A South Dakota St.	62 66	136	A Idaho	56 66				
			100	A North Dakota	51 54	136	H Idaho	70 68				
			100	H North Dakota	58 59	148	A Montana St.	58 66				
						148	H Montana St.	80 73				
						164	A Montana	46 58				
						164	H Montana	66 72				
						169	A Sacramento St.	72 83				
						181	A Weber St.	79 82				
						181	H Weber St.	65 63				
						182	A Eastern Wash.	55 59				
						182	H Eastern Wash.	57 66				
						196	A Colorado	41 63				
						200	A Idaho St.	61 59				
						200	H Idaho St.	48 47				
						223	H Utah St.	74 60				
						241	A Grand Canyon	59 69				
						254	N Valparaiso	77 63				
						304	A Denver	60 51				
						308	H Northern Ariz.	79 55				
						323	A Portland St.	70 59				
						333	H Southern Utah	64 44				
LAST 12 Division I GAMES:												
164	H Montana	66 72	136	H Idaho	70 68							
148	H Montana St.	80 73	200	A Idaho St.	61 59							
323	A Portland St.	70 59	181	A Weber St.	79 82							
169	A Sacramento St.	72 83	100	A North Dakota	51 54							
100	H North Dakota	58 59	308	H Northern Ariz.	79 55							
182	H Eastern Wash.	57 66	333	H Southern Utah	64 44							

Non-Div I Games: Western St. 101 48

Northern Colo.

■ Loss,
 ■ Non-Conf, S Site,
 ■ Home
 ■ Away
 N Neutral

Northern Ill.

Through Games Of March 4, 2016

Average RPI Win:	242	WON-LOST	WINNING	LAST 10	STRENGTH OF	OPP. STRENGTH	TEAM	ADJ.	CONF.	ADJ CONF.
Average RPI Loss:	134	RECORD	PCT. RANK	GAMES	SCHEDULE	OF SCHEDULE	RPI	RPI	RPI	RPI
DIV. I ONLY	10- 17	247	3- 6	226	157	249	249	11	11	
DIV. I NON-CONF.	6- 4	125	1- 0	348	289	246	246	13	13	
TOTALS	RPI 1-25	RPI 26-50	W-L RECORDS	RPI 51-100	RPI 101-150	RPI 150+				
10- 17	0- 0	0- 2	OVERALL	0- 8	4- 2	6- 5				
5- 6	0- 0	0- 1	HOME	0- 4	2- 0	3- 1				
3- 10	0- 0	0- 1	AWAY	0- 4	2- 2	1- 3				
2- 1	0- 0	0- 0	NEUTRAL	0- 0	0- 0	2- 1				
6- 4	0- 0	0- 0	NON-CONFERENCE	0- 0	1- 2	5- 2				
3- 0	0- 0	0- 0	HOME	0- 0	1- 0	2- 0				
1- 3	0- 0	0- 0	AWAY	0- 0	0- 2	1- 1				
2- 1	0- 0	0- 0	NEUTRAL	0- 0	0- 0	2- 1				
4- 13	0- 0	0- 2	CONFERENCE	0- 8	3- 0	1- 3				
2- 6	0- 0	0- 1	HOME	0- 4	1- 0	1- 1				
2- 7	0- 0	0- 1	AWAY	0- 4	2- 0	0- 2				
0- 0	0- 0	0- 0	NEUTRAL	0- 0	0- 0	0- 0				

RPI S	Opponent	Score	RPI S	Opponent	Score	RPI S	Opponent	Score	RPI S	Opponent	Score	Team's RPI: 249
41	A Ohio	70 95	41	H Ohio	47 72	64	A Ball St.	68 76	109	H Drake	87 73	
						64	H Ball St.	57 73	123	A Akron	65 58	
						75	A Central Mich.	63 95	127	H Buffalo	76 74	
						75	H Central Mich.	67 73	142	A Milwaukee	58 73	
						84	A Eastern Mich.	60 84	143	A Western Mich.	80 70	
						84	H Eastern Mich.	80 87	145	A SIUE	67 93	
						97	A Toledo	59 66	194	A Wisconsin	62 89	
						97	H Toledo	83 89	217	N Kansas	58 66	
									255	H Bowling Green	43 58	
									284	A Miami (OH)	60 66	
									284	H Miami (OH)	92 73	
									302	H Bradley	68 64	
									313	N Illinois St.	68 59	
									321	A Kent St.	85 95	
									338	H Eastern Ill.	79 63	
									340	A Chicago St.	68 50	
									343	N Cal St. Fullerton	72 49	
LAST 12 Division I GAMES:												
343	N	Cal St. Fullerton	72	49	75	H	Central Mich.	67	73			
64	A	Ball St.	68	76	284	H	Miami (OH)	92	73			
97	H	Toledo	83	89	41	A	Ohio	70	95			
143	A	Western Mich.	80	70	127	H	Buffalo	76	74			
84	A	Eastern Mich.	60	84	321	A	Kent St.	85	95			
64	H	Ball St.	57	73	41	H	Ohio	47	72			

Non-Div I Games: Wis. Lutheran 69 42

Northern Ill.

■ Loss,
 ■ Non-Conf,
 ■ S Site,
 ■ Home
 ■ A Away
 N Neutral

Average RPI Win:	214	WON-LOST	WINNING	LAST 10	STRENGTH OF	OPP. STRENGTH	TEAM	ADJ.	CONF.	ADJ CONF.
Average RPI Loss:	119	RECORD	PCT. RANK	GAMES	SCHEDULE	OF SCHEDULE	RPI	RPI	RPI	RPI
DIV. I ONLY	15- 11	133	7- 3	144	154	134	134	14	14	
DIV. I NON-CONF.	6- 3	99	0- 0	260	139	162	162	16	16	
TOTALS	RPI 1-25	RPI 26-50	W-L RECORDS	RPI 51-100	RPI 101-150	RPI 150+				
15- 11	0- 3	0- 0	OVERALL	1- 0	2- 5	12- 3				
8- 6	0- 2	0- 0	HOME	1- 0	1- 3	6- 1				
7- 5	0- 1	0- 0	AWAY	0- 0	1- 2	6- 2				
0- 0	0- 0	0- 0	NEUTRAL	0- 0	0- 0	0- 0				
6- 3	0- 1	0- 0	NON-CONFERENCE	1- 0	0- 1	5- 1				
4- 2	0- 1	0- 0	HOME	1- 0	0- 1	3- 0				
2- 1	0- 0	0- 0	AWAY	0- 0	0- 0	2- 1				
0- 0	0- 0	0- 0	NEUTRAL	0- 0	0- 0	0- 0				
9- 8	0- 2	0- 0	CONFERENCE	0- 0	2- 4	7- 2				
4- 4	0- 1	0- 0	HOME	0- 0	1- 2	3- 1				
5- 4	0- 1	0- 0	AWAY	0- 0	1- 2	4- 1				
0- 0	0- 0	0- 0	NEUTRAL	0- 0	0- 0	0- 0				

RPI 1-25				RPI 26-50				RPI 51-100				RPI 101+ Team's RPI: 134			
RPI	S	Opponent	Score	RPI	S	Opponent	Score	RPI	S	Opponent	Score	RPI	S	Opponent	Score
12	H	Kentucky	65 84					92	H	Marquette	83 78	107	A	Wright St.	61 66
20	A	Green Bay	40 52									107	H	Wright St.	65 76
20	H	Green Bay	73 81									123	H	Akron	75 77
												129	A	Youngstown St.	88 77
												129	H	Youngstown St.	70 59
												142	A	Milwaukee	71 78
												142	H	Milwaukee	60 86
												151	A	Detroit	65 66
												151	H	Detroit	81 60
												206	A	Robert Morris	72 70
												213	H	Indiana St.	73 67
												218	A	Oakland	75 71
												218	H	Oakland	80 64
												229	A	Ill.-Chicago	72 61
												229	H	Ill.-Chicago	55 53
												236	A	Cincinnati	68 71
												254	A	Valparaiso	68 50
												254	H	Valparaiso	60 61
												272	A	Cleveland St.	83 51
												278	H	Tennessee Tech	88 62
												284	A	Miami (OH)	71 57
												315	H	IPFW	77 64
LAST 12 Division I GAMES:															
129	H	Youngstown St.	70 59	254	A	Valparaiso	68 50								
20	A	Green Bay	40 52	229	A	Ill.-Chicago	72 61								
142	A	Milwaukee	71 78	129	A	Youngstown St.	88 77								
218	H	Oakland	80 64	272	A	Cleveland St.	83 51								
151	H	Detroit	81 60	142	H	Milwaukee	60 86								
107	H	Wright St.	65 76	20	H	Green Bay	73 81								

Non-Div I Games: West Virginia St. 92 47 Ind.-Kokomo 104 33

Northern Ky.

Loss, Non-Conf, S Site, H Home A Away N Neutral

Northwestern

Through Games Of March 4, 2016

Average RPI Win:	165	WON-LOST	WINNING	LAST 10	STRENGTH OF	OPP. STRENGTH	TEAM	ADJ.	CONF.	ADJ CONF.
Average RPI Loss:	58	RECORD	PCT. RANK	GAMES	SCHEDULE	OF SCHEDULE	RPI	RPI	RPI	RPI
DIV. I ONLY	18- 15	149	4- 6	74	59	104	104	5	5	
DIV. I NON-CONF.	11- 1	16	0- 0	217	226	62	62	4	4	
TOTALS	RPI 1-25	RPI 26-50	W-L RECORDS	RPI 51-100	RPI 101-150	RPI 150+				
18- 15	1- 5	1- 1	OVERALL	2- 7	4- 2	10- 0				
8- 8	1- 2	0- 1	HOME	1- 4	2- 1	4- 0				
4- 7	0- 0	0- 0	AWAY	0- 0	1- 1	3- 0				
6- 0	0- 0	1- 0	NEUTRAL	1- 0	1- 0	3- 0				
11- 1	0- 1	0- 0	NON-CONFERENCE	0- 0	4- 0	7- 0				
6- 1	0- 1	0- 0	HOME	0- 0	2- 0	4- 0				
2- 0	0- 0	0- 0	AWAY	0- 0	1- 0	1- 0				
3- 0	0- 0	0- 0	NEUTRAL	0- 0	1- 0	2- 0				
7- 14	1- 4	1- 1	CONFERENCE	2- 7	0- 2	3- 0				
2- 7	1- 1	0- 1	HOME	1- 4	0- 1	0- 0				
2- 7	0- 3	0- 0	AWAY	0- 3	0- 1	2- 0				
3- 0	0- 0	1- 0	NEUTRAL	1- 0	0- 0	1- 0				

RPI	S	Opponent	Score	RPI	S	Opponent	Score	RPI	S	Opponent	Score	RPI	S	Opponent	Score	Team's RPI: 104
5	A	Ohio St.	73 76	45	H	Indiana	84 91	52	A	Rutgers	59 61	128	N	Creighton	75 52	
5	H	Ohio St.	86 82	45	N	Indiana	79 73	59	H	Iowa	64 79	130	A	Penn St.	72 79	
11	A	Maryland	62 80					63	H	Purdue	71 85	130	H	Penn St.	54 73	
11	H	Maryland	70 79					73	H	Michigan	65 70	142	H	Milwaukee	69 44	
17	A	Michigan St.	51 74					77	A	Minnesota	92 95	143	H	Western Mich.	86 62	
19	H	DePaul	64 77					77	H	Minnesota	106 112	147	A	North Carolina	85 72	
								77	N	Minnesota	84 74	153	N	East Carolina	78 75	
								98	A	Nebraska	67 76	171	A	Loyola Chicago	81 72	
								98	H	Nebraska	85 62	176	A	Illinois	69 59	
												182	N	Eastern Wash.	74 70	
												194	A	Wisconsin	71 53	
												194	N	Wisconsin	76 72	
												200	H	Idaho St.	72 36	
												292	H	Alcorn	91 47	
												299	H	UMKC	80 38	
												330	H	Howard	89 49	
LAST 12 Division I GAMES:																
		45	N	Indiana	79	73				130	H	Penn St.	54	73		
		77	N	Minnesota	84	74				11	H	Maryland	70	79		
		194	N	Wisconsin	76	72				52	A	Rutgers	59	61		
		98	A	Nebraska	67	76				77	H	Minnesota	106	112		
		73	H	Michigan	65	70				176	A	Illinois	69	59		
		194	A	Wisconsin	71	53				59	H	Iowa	64	79		

Non-Div I Games:

Northwestern

■ Loss,
■ Non-Conf, S Site,
■ Home
■ Away
N Neutral

Average RPI Win:	259	WON-LOST	WINNING	LAST 10	STRENGTH OF	OPP. STRENGTH	TEAM	ADJ.	CONF.	ADJ CONF.
Average RPI Loss:	126	RECORD	PCT. RANK	GAMES	SCHEDULE	OF SCHEDULE	RPI	RPI	RPI	RPI
DIV. I ONLY	14- 10	128	7- 3	107	310	117	117	26	26	
DIV. I NON-CONF.	2- 5	253	0- 0	4	280	120	120	26	26	
TOTALS	RPI 1-25	RPI 26-50	W-L RECORDS	RPI 51-100	RPI 101-150	RPI 150+				
14- 10	0- 2	0- 0	OVERALL	0- 2	1- 2	13- 4				
10- 1	0- 0	0- 0	HOME	0- 0	0- 1	10- 0				
4- 8	0- 1	0- 0	AWAY	0- 0	1- 0	3- 0				
0- 1	0- 0	0- 0	NEUTRAL	0- 0	0- 1	0- 0				
2- 5	0- 2	0- 0	NON-CONFERENCE	0- 1	0- 1	2- 1				
2- 0	0- 0	0- 0	HOME	0- 0	0- 0	2- 0				
0- 4	0- 2	0- 0	AWAY	0- 1	0- 0	0- 1				
0- 1	0- 0	0- 0	NEUTRAL	0- 0	0- 1	0- 0				
12- 5	0- 0	0- 0	CONFERENCE	0- 1	1- 1	11- 3				
8- 1	0- 0	0- 0	HOME	0- 0	0- 1	8- 0				
4- 4	0- 0	0- 0	AWAY	0- 1	1- 0	3- 3				
0- 0	0- 0	0- 0	NEUTRAL	0- 0	0- 0	0- 0				

RPI 1-25				RPI 26-50				RPI 51-100				RPI 101+ Team's RPI: 117			
RPI	S	Opponent	Score	RPI	S	Opponent	Score	RPI	S	Opponent	Score	RPI	S	Opponent	Score
2	A	Baylor	44 86					74	A	Abilene Christian	46 67	108	A	Central Ark.	60 56
6	A	Texas	33 86					96	A	New Mexico St.	54 65	108	H	Central Ark.	49 74
												131	N	Long Beach St.	59 60
												152	A	McNeese St.	74 78
												152	H	McNeese St.	85 64
												187	A	SMU	36 74
												188	H	Grambling	71 62
												204	A	SFA	52 68
												204	H	SFA	72 51
												224	H	Sam Houston St.	69 49
												243	H	Houston Baptist	55 44
												288	A	Lamar	73 51
												303	A	Nicholls St.	61 70
												303	H	Nicholls St.	66 62
												311	H	Jackson St.	59 54
												312	A	Southeastern La.	73 58
												312	H	Southeastern La.	82 62
												317	H	A&M-Corpus Christi	60 43
												329	A	Incarinate Word	53 48
												332	H	New Orleans	70 53
LAST 12 Division I GAMES:															
204	H	SFA	72 51	204	A	SFA	52 68								
312	A	Southeastern La.	73 58	312	H	Southeastern La.	82 62								
332	H	New Orleans	70 53	108	H	Central Ark.	49 74								
303	H	Nicholls St.	66 62	152	A	McNeese St.	74 78								
152	H	McNeese St.	85 64	303	A	Nicholls St.	61 70								
108	A	Central Ark.	60 56	288	A	Lamar	73 51								

Non-Div I Games: LeTourneau 73 44 Xavier (LA) 73 57 LSU-Alexandria 94 65 Central Baptist 86 56 Northwestern St.

Through Games of March 17, 1910										
Average RPI Win:	88	WON-LOST	WINNING	LAST 10	STRENGTH OF	OPP. STRENGTH	TEAM	ADJ.	CONF.	ADJ CONF.
Average RPI Loss:	3	RECORD	PCT. RANK	GAMES	SCHEDULE	OF SCHEDULE	RPI	RPI	RPI	RPI
DIV. I ONLY	29- 1	3	10- 0	4	8	1	1	4	4	
DIV. I NON-CONF.	12- 1	9	1- 0	7	2	2	2	5	5	
TOTALS	RPI 1-25	RPI 26-50	W-L RECORDS	RPI 51-100	RPI 101-150	RPI 150+				
29- 1	8- 1	4- 0	OVERALL	5- 0	9- 0	3- 0				
14- 0	5- 0	2- 0	HOME	3- 0	3- 0	1- 0				
12- 1	2- 1	1- 0	AWAY	2- 0	6- 0	1- 0				
3- 0	1- 0	1- 0	NEUTRAL	0- 0	0- 0	1- 0				
12- 1	5- 1	0- 0	NON-CONFERENCE	3- 0	2- 0	2- 0				
6- 0	4- 0	0- 0	HOME	2- 0	0- 0	0- 0				
4- 1	0- 1	0- 0	AWAY	1- 0	2- 0	1- 0				
2- 0	1- 0	0- 0	NEUTRAL	0- 0	0- 0	1- 0				
17- 0	3- 0	4- 0	CONFERENCE	2- 0	7- 0	1- 0				
8- 0	1- 0	2- 0	HOME	1- 0	3- 0	1- 0				
8- 0	2- 0	1- 0	AWAY	1- 0	4- 0	0- 0				
1- 0	0- 0	1- 0	NEUTRAL	0- 0	0- 0	0- 0				

RPI 1-25				Team's RPI: 1				RPI 26-50				RPI 51-100				RPI 101+			
RPI	S	Opponent	Score	RPI	S	Opponent	Score	RPI	S	Opponent	Score	RPI	S	Opponent	Score	RPI	S	Opponent	Score
3	A	UConn	81 91	28	H	Miami (FL)	90 69	60	A	South Dakota St.	75 64	101	A	TCU	88 72				
5	H	Ohio St.	75 72	48	A	Duke	68 61	71	A	Georgia Tech	54 42	106	A	Virginia	74 46				
7	H	Oregon St.	62 61	48	N	Duke	83 54	71	H	Georgia Tech	85 76	113	A	Saint Joseph's	91 55				
8	N	UCLA	92 84	49	H	North Carolina St.	82 46	90	H	Bucknell	85 54	115	A	Boston College	63 50				
13	A	Louisville	66 61					97	H	Toledo	74 39	115	H	Boston College	70 58				
14	H	Syracuse	90 62									119	H	Virginia Tech	80 41				
15	A	Florida St.	73 66									126	A	Pittsburgh	65 55				
19	H	DePaul	95 90									140	A	Wake Forest	86 52				
22	H	Tennessee	79 66									147	H	North Carolina	88 54				
												254	A	Valparaiso	110 54				
												258	H	Clemson	71 52				
												304	N	Denver	94 52				
LAST 12 Division I GAMES:																			
				48	N	Duke	83 54	28	H	Miami (FL)	90 69								
				8	N	UCLA	92 84	13	A	Louisville	66 61								
				115	H	Boston College	70 58	49	H	North Carolina St.	82 46								
				258	H	Clemson	71 52	48	A	Duke	68 61								
				15	A	Florida St.	73 66	71	A	Georgia Tech	54 42								
				140	A	Wake Forest	86 52	119	H	Virginia Tech	80 41								

Non-Div I Games:

Notre Dame

Average RPI Win:	245	WON-LOST	WINNING	LAST 10	STRENGTH OF	OPP. STRENGTH	TEAM	ADJ.	CONF.	ADJ CONF.
Average RPI Loss:	148	RECORD	PCT. RANK	GAMES	SCHEDULE	OF SCHEDULE	RPI	RPI	RPI	RPI
DIV. I ONLY	12- 14	196	3- 7	270	182	218	218	14	14	
DIV. I NON-CONF.	6- 3	99	0- 0	340	304	221	221	16	16	
TOTALS	RPI 1-25	RPI 26-50	W-L RECORDS	RPI 51-100	RPI 101-150	RPI 150+				
12- 14	1- 1	0- 0	OVERALL	0- 1	0- 8	11- 4				
5- 7	0- 1	0- 0	HOME	0- 1	0- 4	5- 1				
7- 7	1- 0	0- 0	AWAY	0- 0	0- 4	6- 3				
0- 0	0- 0	0- 0	NEUTRAL	0- 0	0- 0	0- 0				
6- 3	0- 1	0- 0	NON-CONFERENCE	0- 1	0- 0	6- 1				
2- 2	0- 1	0- 0	HOME	0- 1	0- 0	2- 0				
4- 1	0- 0	0- 0	AWAY	0- 0	0- 0	4- 1				
0- 0	0- 0	0- 0	NEUTRAL	0- 0	0- 0	0- 0				
6- 11	1- 0	0- 0	CONFERENCE	0- 0	0- 8	5- 3				
3- 5	0- 0	0- 0	HOME	0- 0	0- 4	3- 1				
3- 6	1- 0	0- 0	AWAY	0- 0	0- 4	2- 2				
0- 0	0- 0	0- 0	NEUTRAL	0- 0	0- 0	0- 0				

RPI 1-25				RPI 26-50				RPI 51-100				RPI 101+ Team's RPI: 218			
RPI	S	Opponent	Score	RPI	S	Opponent	Score	RPI	S	Opponent	Score	RPI	S	Opponent	Score
17	H	Michigan St.	62 82					75	H	Central Mich.	87 110	107	A	Wright St.	63 79
20	A	Green Bay	58 56									107	H	Wright St.	72 77
												129	A	Youngstown St.	63 67
												129	H	Youngstown St.	77 96
												134	A	Northern Ky.	64 80
												134	H	Northern Ky.	71 75
												142	A	Milwaukee	64 77
												142	H	Milwaukee	95 98
												151	A	Detroit	79 73
												151	H	Detroit	77 82
												215	H	Dartmouth	78 60
												229	A	Ill.-Chicago	78 76
												229	H	Ill.-Chicago	78 73
												254	A	Valparaiso	66 81
												254	H	Valparaiso	87 77
												272	A	Cleveland St.	75 88
												272	H	Cleveland St.	79 69
												280	A	Vermont	74 68
												284	A	Miami (OH)	54 65
												289	A	Niagara	77 67
												315	H	IPFW	81 74
												340	A	Chicago St.	74 51
												347	A	Norfolk St.	83 73
LAST 12 Division I GAMES:															
142	H	Milwaukee	95 98	272	A	Cleveland St.	75 88	129	A	Youngstown St.	63 67	142	A	Milwaukee	64 77
151	H	Detroit	77 82	20	A	Green Bay	58 56	151	A	Detroit	79 73	107	H	Wright St.	72 77
134	A	Northern Ky.	64 80	107	A	Wright St.	63 79	107	H	Wright St.	72 77				
229	H	Ill.-Chicago	78 73	229	H	Ill.-Chicago	78 73								
254	H	Valparaiso	87 77	254	H	Valparaiso	87 77								

Non-Div I Games: Rochester College 83 49 Mich.-Dearborn 123 38

Oakland

Loss, Non-Conf, S Site, H Home A Away N Neutral

Average RPI Win:	183	WON-LOST	WINNING	LAST 10	STRENGTH OF	OPP. STRENGTH	TEAM	ADJ.	CONF.	ADJ CONF.
Average RPI Loss:	105	RECORD	PCT. RANK	GAMES	SCHEDULE	OF SCHEDULE	RPI	RPI	RPI	RPI
DIV. I ONLY	23- 5	22	8- 2	153	115	41	41	11	11	
DIV. I NON-CONF.	8- 3	77	0- 0	194	65	69	69	13	13	
TOTALS	RPI 1-25	RPI 26-50	W-L RECORDS	RPI 51-100	RPI 101-150	RPI 150+				
23- 5	0- 1	1- 0	OVERALL	7- 1	3- 2	12- 1				
11- 1	0- 0	0- 0	HOME	3- 0	2- 1	6- 0				
8- 4	0- 0	0- 0	AWAY	3- 1	1- 0	4- 0				
4- 0	0- 0	1- 0	NEUTRAL	1- 0	0- 0	2- 0				
8- 3	0- 1	1- 0	NON-CONFERENCE	2- 1	0- 0	5- 1				
3- 0	0- 0	0- 0	HOME	1- 0	0- 0	2- 0				
1- 3	0- 1	0- 0	AWAY	0- 1	0- 0	1- 1				
4- 0	0- 0	1- 0	NEUTRAL	1- 0	0- 0	2- 0				
15- 2	0- 0	0- 0	CONFERENCE	5- 0	3- 2	7- 0				
8- 1	0- 0	0- 0	HOME	2- 0	2- 1	4- 0				
7- 1	0- 0	0- 0	AWAY	3- 0	1- 1	3- 0				
0- 0	0- 0	0- 0	NEUTRAL	0- 0	0- 0	0- 0				

RPI S	Opponent	Score	RPI S	Opponent	Score	Team's RPI: 41	RPI S	Opponent	Score	RPI S	Opponent	Score
21 A	Duquesne	47 64	45 N	Indiana	63 56		61 H	Middle Tenn.	72 49	123 A	Akron	101 73
							64 A	Ball St.	68 67	123 H	Akron	75 55
							64 H	Ball St.	73 48	127 A	Buffalo	43 51
							68 N	FGCU	69 57	127 H	Buffalo	58 70
							72 A	Vanderbilt	59 62	143 H	Western Mich.	73 63
							75 H	Central Mich.	86 84	153 N	East Carolina	64 61
							84 A	Eastern Mich.	71 64	176 A	Illinois	53 62
							97 A	Toledo	77 57	249 A	Northern Ill.	72 47
										249 H	Northern Ill.	95 70
										255 A	Bowling Green	72 57
										255 H	Bowling Green	75 58
										266 H	Saint Francis (PA)	91 65
										270 A	UNCW	75 59
										284 H	Miami (OH)	72 44
										315 H	IPFW	79 52
										321 A	Kent St.	93 54
										321 H	Kent St.	86 52
										324 N	Winthrop	75 54
LAST 12 Division I GAMES:												
255 H	Bowling Green	75 58	249 H	Northern Ill.	95 70							
127 H	Buffalo	58 70	127 A	Buffalo	43 51							
321 H	Kent St.	86 52	64 A	Ball St.	68 67							
123 A	Akron	101 73	123 H	Akron	75 55							
284 H	Miami (OH)	72 44	249 A	Northern Ill.	72 47							
97 A	Toledo	77 57	321 A	Kent St.	93 54							

Non-Div I Games:

Ohio

Average RPI Win:	103	WON-LOST	WINNING	LAST 10	STRENGTH OF	OPP. STRENGTH	TEAM	ADJ.	CONF.	ADJ CONF.
Average RPI Loss:	34	RECORD	PCT. RANK	GAMES	SCHEDULE	OF SCHEDULE	RPI	RPI	RPI	RPI
DIV. I ONLY	24- 6	29	8- 2	3	19	5	5	5	5	5
DIV. I NON-CONF.	8- 3	77	0- 0	5	32	8	8	4	4	4
TOTALS	RPI 1-25	RPI 26-50	W-L RECORDS	RPI 51-100	RPI 101-150	RPI 150+				
24- 6	4- 4	2- 0	OVERALL	8- 1	4- 1	6- 0				
14- 1	2- 1	2- 0	HOME	4- 0	2- 0	4- 0				
7- 5	1- 3	0- 0	AWAY	3- 1	1- 1	2- 0				
3- 0	1- 0	0- 0	NEUTRAL	1- 0	1- 0	0- 0				
8- 3	1- 3	1- 0	NON-CONFERENCE	1- 0	2- 0	3- 0				
5- 1	0- 1	1- 0	HOME	1- 0	1- 0	2- 0				
1- 2	0- 2	0- 0	AWAY	0- 0	0- 0	1- 0				
2- 0	1- 0	0- 0	NEUTRAL	0- 0	1- 0	0- 0				
16- 3	3- 1	1- 0	CONFERENCE	7- 1	2- 1	3- 0				
9- 0	2- 0	1- 0	HOME	3- 0	1- 0	2- 0				
6- 3	1- 1	0- 0	AWAY	3- 1	1- 1	1- 0				
1- 0	0- 0	0- 0	NEUTRAL	1- 0	0- 0	0- 0				

RPI	S	Opponent	Score	RPI	S	Opponent	Score	RPI	S	Opponent	Score	RPI	S	Opponent	Score
1	A	Notre Dame	72 75	30	H	Princeton	90 70	52	A	Rutgers	67 58	104	A	Northwestern	82 86
3	H	UConn	56 100	45	H	Indiana	97 70	52	H	Rutgers	90 78	104	H	Northwestern	76 73
4	A	South Carolina	80 88					52	N	Rutgers	73 58	106	H	Virginia	93 73
11	A	Maryland	80 71					59	A	Iowa	98 81	118	N	Liberty	75 65
11	H	Maryland	94 86					63	H	Purdue	90 70	130	A	Penn St.	77 63
17	A	Michigan St.	105 107					73	A	Michigan	97 93	176	A	Illinois	80 70
17	H	Michigan St.	85 80					77	A	Minnesota	88 90	176	H	Illinois	117 74
18	N	Texas A&M	95 80					86	H	Belmont	84 56	194	H	Wisconsin	87 61
								98	H	Nebraska	96 70	214	H	N.C. A&T	89 56
												236	A	Cincinnati	105 76
												345	H	Wagner	106 47
LAST 12 Division I GAMES:															
52	N	Rutgers	73 58	59	A	Iowa	98 81								
17	A	Michigan St.	105 107	11	H	Maryland	94 86								
77	A	Minnesota	88 90	194	H	Wisconsin	87 61								
176	H	Illinois	117 74	176	A	Illinois	80 70								
98	H	Nebraska	96 70	104	H	Northwestern	76 73								
130	A	Penn St.	77 63	52	A	Rutgers	67 58								

Non-Div I Games:

Ohio St.

■ Loss,
■ Non-Conf, S Site,
■ Home
■ Away
N Neutral

Through Games of March 17, 2010									
Average RPI Win: 132	WON-LOST	WINNING	LAST 10	STRENGTH OF	OPP. STRENGTH	TEAM	ADJ.	CONF.	ADJ CONF.
Average RPI Loss: 42	RECORD	PCT. RANK	GAMES	SCHEDULE	OF SCHEDULE	RPI	RPI	RPI	RPI
DIV. I ONLY	20- 9	70	6- 4	40	13	32	32	2	2
DIV. I NON-CONF.	9- 2	37	0- 0	185	28	68	68	3	3

TOTALS	RPI 1-25	RPI 26-50	W-L RECORDS	RPI 51-100	RPI 101-150	RPI 150+			
20- 9	2- 6	3- 2	OVERALL	1- 0	8- 0	6- 1			
11- 3	2- 2	2- 0	HOME	0- 0	4- 0	3- 1			
7- 5	0- 3	1- 2	AWAY	0- 0	3- 0	3- 0			
2- 1	0- 1	0- 0	NEUTRAL	1- 0	1- 0	0- 0			
9- 2	1- 1	1- 0	NON-CONFERENCE	1- 0	2- 0	4- 1			
4- 1	1- 0	0- 0	HOME	0- 0	1- 0	2- 1			
3- 0	0- 0	1- 0	AWAY	0- 0	0- 0	2- 0			
2- 1	0- 1	0- 0	NEUTRAL	1- 0	1- 0	0- 0			
11- 7	1- 5	2- 2	CONFERENCE	0- 0	6- 0	2- 0			
7- 2	1- 2	2- 0	HOME	0- 0	3- 0	1- 0			
4- 5	0- 3	0- 2	AWAY	0- 0	3- 0	1- 0			
0- 0	0- 0	0- 0	NEUTRAL	0- 0	0- 0	0- 0			

RPI S	Opponent	Score	RPI S	Opponent	Score	Team's RPI: 32	RPI S	Opponent	Score	RPI S	Opponent	Score	RPI S	Opponent	Score
2	A Baylor	68 78	26	A West Virginia	55 63		87	N Utah	70 55	101	A TCU	78 65			
2	H Baylor	70 78	26	H West Virginia	57 54					101	H TCU	77 64			
6	A Texas	76 83	29	A Washington	71 68					105	H Little Rock	65 52			
6	H Texas	74 56	42	A Kansas St.	71 87					115	N Boston College	76 61			
16	H BYU	73 47	42	H Kansas St.	68 58					125	A Iowa St.	77 71			
18	N Texas A&M	68 74								125	H Iowa St.	85 54			
23	A Oklahoma St.	42 73								138	A Texas Tech	70 60			
23	H Oklahoma St.	69 71								138	H Texas Tech	92 53			
LAST 12 Division I GAMES:															
138	A Texas Tech	70 60	42	A Kansas St.	71 87					180	A Tulsa	75 62			
125	H Iowa St.	85 54	101	H TCU	77 64					217	A Kansas	72 66			
2	H Baylor	70 78	23	H Oklahoma St.	69 71					217	H Kansas	67 44			
217	A Kansas	72 66	125	A Iowa St.	77 71					239	H North Texas	57 61			
26	A West Virginia	55 63	26	H West Virginia	57 54					247	H UTSA	80 41			
6	H Texas	74 56	6	A Texas	76 83					302	A Bradley	79 46			

Non-Div I Games:

Oklahoma

■ Loss,
■ Non-Conf, S Site,
■ Home
■ Away
N Neutral

Average RPI Win:	143	WON-LOST	WINNING	LAST 10	STRENGTH OF	OPP. STRENGTH	TEAM	ADJ.	CONF.	ADJ CONF.
Average RPI Loss:	42	RECORD	PCT. RANK	GAMES	SCHEDULE	OF SCHEDULE	RPI	RPI	RPI	RPI
DIV. I ONLY	21- 8	58	6- 4	43	40	23	23	2	2	
DIV. I NON-CONF.	10- 1	19	0- 0	180	222	41	41	3	3	
TOTALS	RPI 1-25	RPI 26-50	W-L RECORDS	RPI 51-100	RPI 101-150	RPI 150+				
21- 8	1- 4	4- 2	OVERALL	2- 0	7- 2	7- 0				
16- 1	1- 1	3- 0	HOME	1- 0	6- 0	5- 0				
5- 7	0- 3	1- 2	AWAY	1- 0	1- 2	2- 0				
0- 0	0- 0	0- 0	NEUTRAL	0- 0	0- 0	0- 0				
10- 1	0- 1	0- 0	NON-CONFERENCE	2- 0	3- 0	5- 0				
8- 0	0- 0	0- 0	HOME	1- 0	3- 0	4- 0				
2- 1	0- 1	0- 0	AWAY	1- 0	0- 0	1- 0				
0- 0	0- 0	0- 0	NEUTRAL	0- 0	0- 0	0- 0				
11- 7	1- 3	4- 2	CONFERENCE	0- 0	4- 2	2- 0				
8- 1	1- 1	3- 0	HOME	0- 0	3- 0	1- 0				
3- 6	0- 2	1- 2	AWAY	0- 0	1- 2	1- 0				
0- 0	0- 0	0- 0	NEUTRAL	0- 0	0- 0	0- 0				

RPI	S	Opponent	Score	RPI	S	Opponent	Score	RPI	S	Opponent	Score	RPI	S	Opponent	Score
2	A	Baylor	41 66	26	A	West Virginia	48 82	91	A	Missouri St.	74 55	101	A	TCU	65 79
2	H	Baylor	52 45	26	H	West Virginia	63 51	95	H	Washington St.	70 60	101	H	TCU	80 52
6	A	Texas	55 70	32	A	Oklahoma	71 69					125	A	Iowa St.	42 49
6	H	Texas	48 78	32	H	Oklahoma	73 42					125	H	Iowa St.	79 76
25	A	South Fla.	46 68	42	A	Kansas St.	44 47					138	A	Texas Tech	69 46
				42	H	Kansas St.	59 51					138	H	Texas Tech	70 57
												144	H	Oral Roberts	59 55
												145	H	SIUE	86 61
												147	H	North Carolina	77 67
												212	H	UTRGV	78 54
												217	A	Kansas	74 46
												217	H	Kansas	71 49
												248	H	Texas Southern	87 52
												277	A	UCF	74 55
												288	H	Lamar	90 45
												291	H	Savannah St.	76 48
LAST 12 Division I GAMES:															
42	H	Kansas St.	59 51	6	A	Texas	55 70								
26	A	West Virginia	48 82	138	H	Texas Tech	70 57								
217	H	Kansas	71 49	32	A	Oklahoma	71 69								
101	A	TCU	65 79	101	H	TCU	80 52								
2	A	Baylor	41 66	217	A	Kansas	74 46								
26	H	West Virginia	63 51	125	H	Iowa St.	79 76								

Non-Div I Games:

Oklahoma St.

Average RPI Win:	205	WON-LOST	WINNING	LAST 10	STRENGTH OF	OPP. STRENGTH	TEAM	ADJ.	CONF.	ADJ CONF.
Average RPI Loss:	120	RECORD	PCT. RANK	GAMES	SCHEDULE	OF SCHEDULE	RPI	RPI	RPI	RPI
DIV. I ONLY	13- 16	202	6- 4	88	143	150	150	12	12	
DIV. I NON-CONF.	4- 8	234	0- 0	136	215	214	214	11	11	
TOTALS	RPI 1-25	RPI 26-50	W-L RECORDS	RPI 51-100	RPI 101-150	RPI 150+				
13- 16	0- 1	0- 4	OVERALL	3- 2	1- 2	9- 7				
8- 4	0- 0	0- 2	HOME	1- 0	1- 0	6- 2				
5- 9	0- 0	0- 2	AWAY	2- 1	0- 1	3- 5				
0- 3	0- 1	0- 0	NEUTRAL	0- 1	0- 1	0- 0				
4- 8	0- 1	0- 1	NON-CONFERENCE	0- 2	0- 1	4- 3				
2- 2	0- 0	0- 1	HOME	0- 0	0- 0	2- 1				
2- 3	0- 0	0- 0	AWAY	0- 1	0- 0	2- 2				
0- 3	0- 1	0- 0	NEUTRAL	0- 1	0- 1	0- 0				
9- 8	0- 0	0- 3	CONFERENCE	3- 0	1- 1	5- 4				
6- 2	0- 0	0- 1	HOME	1- 0	1- 0	4- 1				
3- 6	0- 0	0- 2	AWAY	2- 0	0- 1	1- 3				
0- 0	0- 0	0- 0	NEUTRAL	0- 0	0- 0	0- 0				

RPI 1-25			RPI 26-50			RPI 51-100			RPI 101+ Team's RPI: 150		
RPI	S	Opponent	Score	RPI	S	Opponent	Score	RPI	S	Opponent	Score
11	N	Maryland	49 95	28	H	Miami (FL)	35 61	60	N	South Dakota St.	39 71
				31	A	UTEP	64 70	61	A	Middle Tenn.	61 58
				38	A	Western Ky.	51 68	69	A	VCU	54 74
				38	H	Western Ky.	74 85	76	A	Charlotte	71 59
								76	H	Charlotte	94 85
LAST 12 Division I GAMES:											
239	H	North Texas	62 55	239	A	North Texas	65 48	126	N	Pittsburgh	58 67
247	A	UTSA	67 70	76	H	Charlotte	94 85	141	A	Marshall	62 80
31	A	UTEP	64 70	310	H	FIU	84 49	141	H	Marshall	77 55
141	H	Marshall	77 55	177	H	Fla. Atlantic	85 45	154	A	UAB	55 58
38	H	Western Ky.	74 85	141	A	Marshall	62 80	162	H	Southern Miss.	53 45
225	A	Rice	46 68	38	A	Western Ky.	51 68	166	H	ETSU	52 56
								177	H	Fla. Atlantic	85 45
								183	H	Louisiana Tech	51 69
								195	A	Richmond	57 62
								201	A	William & Mary	64 75
								225	A	Rice	46 68
								231	H	Loyola Maryland	64 41
								239	A	North Texas	65 48
								239	H	North Texas	62 55
								247	A	UTSA	67 70
								274	A	UMES	69 52
								310	H	FIU	84 49
								330	A	Howard	83 64
								345	H	Wagner	71 57

Non-Div I Games:

Old Dominion

■ Loss,
 ■ Non-Conf,
 ■ S Site,
 ■ H Home
 ■ A Away
 N Neutral

Average RPI Win: 278	WON-LOST	WINNING	LAST 10	STRENGTH OF	OPP. STRENGTH	TEAM	ADJ.	CONF.	ADJ CONF.
Average RPI Loss: 143	RECORD	PCT. RANK	GAMES	SCHEDULE	OF SCHEDULE	RPI	RPI	RPI	RPI
DIV. I ONLY	12- 14	196	4- 6	295	226	259	259	18	18
DIV. I NON-CONF.	5- 5	160	0- 0	324	279	271	271	18	18
TOTALS	RPI 1-25	RPI 26-50	W-L RECORDS	RPI 51-100	RPI 101-150	RPI 150+			
12- 14	0- 0	0- 0	OVERALL	0- 5	1- 5	11- 4			
8- 5	0- 0	0- 0	HOME	0- 2	1- 2	7- 1			
3- 8	0- 0	0- 0	AWAY	0- 3	0- 3	3- 2			
1- 1	0- 0	0- 0	NEUTRAL	0- 0	0- 0	1- 1			
5- 5	0- 0	0- 0	NON-CONFERENCE	0- 1	0- 2	5- 2			
3- 2	0- 0	0- 0	HOME	0- 0	0- 1	3- 1			
1- 2	0- 0	0- 0	AWAY	0- 1	0- 1	1- 0			
1- 1	0- 0	0- 0	NEUTRAL	0- 0	0- 0	1- 1			
7- 9	0- 0	0- 0	CONFERENCE	0- 4	1- 3	6- 2			
5- 3	0- 0	0- 0	HOME	0- 2	1- 1	4- 0			
2- 6	0- 0	0- 0	AWAY	0- 2	0- 2	2- 2			
0- 0	0- 0	0- 0	NEUTRAL	0- 0	0- 0	0- 0			

RPI S	Opponent	Score	RPI S	Opponent	Score	RPI S	Opponent	Score	RPI S	Opponent	Score	Team's RPI: 259
						58	A South Dakota	76 82	114	A IUPUI	59 75	
						58	H South Dakota	55 70	114	H IUPUI	57 54	
						60	A South Dakota St.	58 68	128	H Creighton	46 69	
						60	H South Dakota St.	47 65	144	A Oral Roberts	58 67	
						100	A North Dakota	52 67	144	H Oral Roberts	65 67	
									145	A SIUE	86 90	
									205	H Utah Valley	59 74	
									213	A Indiana St.	51 50	
									221	A Western Ill.	55 74	
									221	H Western Ill.	79 66	
									243	N Houston Baptist	51 64	
									277	H UCF	75 60	
									299	H UMKC	57 42	
									304	A Denver	70 60	
									304	H Denver	67 55	
									313	N Illinois St.	60 56	
									315	A IPFW	60 58	
									315	H IPFW	71 64	
									325	A North Dakota St.	67 74	
									325	H North Dakota St.	77 52	
									338	H Eastern Ill.	76 67	
LAST 12 Division I GAMES:												
304	A	Denver	70 60	60	H	South Dakota St.	47 65					
144	A	Oral Roberts	58 67	221	A	Western Ill.	55 74					
114	H	IUPUI	57 54	315	A	IPFW	60 58					
325	A	North Dakota St.	67 74	144	H	Oral Roberts	65 67					
315	H	IPFW	71 64	304	H	Denver	67 55					
58	H	South Dakota	55 70	114	A	IUPUI	59 75					

Non-Div I Games: Midland 58 53 Waldorf 97 32

Omaha

Loss, Non-Conf, S Site, H Home A Away N Neutral

Oral Roberts

Through Games Of March 4, 2016

Average RPI Win:	240	WON-LOST	WINNING	LAST 10	STRENGTH OF	OPP. STRENGTH	TEAM	ADJ.	CONF.	ADJ CONF.
Average RPI Loss:	113	RECORD	PCT. RANK	GAMES	SCHEDULE	OF SCHEDULE	RPI	RPI	RPI	RPI
DIV. I ONLY	12- 14	196	5- 5	140	147	144	144	18	18	
DIV. I NON-CONF.	2- 8	290	0- 0	79	11	166	166	18	18	
TOTALS	RPI 1-25	RPI 26-50	W-L RECORDS	RPI 51-100	RPI 101-150	RPI 150+				
12- 14	0- 2	0- 0	OVERALL	1- 6	1- 3	10- 3				
6- 3	0- 0	0- 0	HOME	1- 1	0- 2	5- 0				
6- 11	0- 2	0- 0	AWAY	0- 5	1- 1	5- 3				
0- 0	0- 0	0- 0	NEUTRAL	0- 0	0- 0	0- 0				
2- 8	0- 2	0- 0	NON-CONFERENCE	0- 3	0- 2	2- 1				
0- 1	0- 0	0- 0	HOME	0- 0	0- 1	0- 0				
2- 7	0- 2	0- 0	AWAY	0- 3	0- 1	2- 1				
0- 0	0- 0	0- 0	NEUTRAL	0- 0	0- 0	0- 0				
10- 6	0- 0	0- 0	CONFERENCE	1- 3	1- 1	8- 2				
6- 2	0- 0	0- 0	HOME	1- 1	0- 1	5- 0				
4- 4	0- 0	0- 0	AWAY	0- 2	1- 0	3- 2				
0- 0	0- 0	0- 0	NEUTRAL	0- 0	0- 0	0- 0				

RPI 1-25				RPI 26-50				RPI 51-100				RPI 101+ Team's RPI: 144			
RPI	S	Opponent	Score	RPI	S	Opponent	Score	RPI	S	Opponent	Score	RPI	S	Opponent	Score
2	A	Baylor	39 97					58	A	South Dakota	48 71	105	H	Little Rock	52 66
23	A	Oklahoma St.	55 59					58	H	South Dakota	60 56	114	A	IUPUI	52 47
								60	A	South Dakota St.	48 60	114	H	IUPUI	54 57
								60	H	South Dakota St.	50 68	137	A	Arkansas	50 65
								73	A	Michigan	44 61	180	A	Tulsa	59 53
								84	A	Eastern Mich.	69 77	217	A	Kansas	70 63
								91	A	Missouri St.	64 72	221	A	Western Ill.	61 72
												221	H	Western Ill.	79 55
												241	A	Grand Canyon	64 66
												259	A	Omaha	67 65
												259	H	Omaha	67 58
												304	A	Denver	59 56
												304	H	Denver	65 33
												315	A	IPFW	48 54
												315	H	IPFW	61 59
												325	A	North Dakota St.	52 42
												325	H	North Dakota St.	59 58
LAST 12 Division I GAMES:															
259	H	Omaha	67 58	325	H	North Dakota St.	59 58	114	H	IUPUI	54 57				
221	H	Western Ill.	79 55	60	H	South Dakota St.	50 68	304	H	Denver	65 33				
315	A	IPFW	48 54	58	A	South Dakota	48 71	259	A	Omaha	67 65				
58	A	South Dakota	48 71	60	A	South Dakota St.	48 60	315	H	IPFW	61 59				
304	A	Denver	59 56												

Non-Div I Games: Lyon 49 68 Evangel 89 46

Oral Roberts

Loss, Non-Conf, S Site, H Home A Away N Neutral

Oregon

Through Games Of March 4, 2016

Average RPI Win:	162	WON-LOST	WINNING	LAST 10	STRENGTH OF	OPP. STRENGTH	TEAM	ADJ.	CONF.	ADJ CONF.
Average RPI Loss:	31	RECORD	PCT. RANK	GAMES	SCHEDULE	OF SCHEDULE	RPI	RPI	RPI	RPI
DIV. I ONLY	20- 10	76	6- 4	124	3	82	82	1	1	
DIV. I NON-CONF.	11- 0	1	0- 0	325	85	74	74	1	1	
TOTALS	RPI 1-25	RPI 26-50	W-L RECORDS	RPI 51-100	RPI 101-150	RPI 150+				
20- 10	0- 7	1- 0	OVERALL	7- 2	2- 1	10- 0				
15- 4	0- 4	0- 0	HOME	5- 0	1- 0	9- 0				
5- 5	0- 3	1- 0	AWAY	2- 2	1- 0	1- 0				
0- 1	0- 0	0- 0	NEUTRAL	0- 0	0- 1	0- 0				
11- 0	0- 0	0- 0	NON-CONFERENCE	2- 0	1- 0	8- 0				
10- 0	0- 0	0- 0	HOME	2- 0	0- 0	8- 0				
1- 0	0- 0	0- 0	AWAY	0- 0	1- 0	0- 0				
0- 0	0- 0	0- 0	NEUTRAL	0- 0	0- 0	0- 0				
9- 10	0- 7	1- 0	CONFERENCE	5- 2	1- 1	2- 0				
5- 4	0- 4	0- 0	HOME	3- 0	1- 0	1- 0				
4- 5	0- 3	1- 0	AWAY	2- 2	0- 0	1- 0				
0- 1	0- 0	0- 0	NEUTRAL	0- 0	0- 1	0- 0				

RPI S	Opponent	Score	RPI S	Opponent	Score	RPI S	Opponent	Score	RPI S	Opponent	Score
7	A Oregon St.	33 60	29	A Washington	75 63	53	H UC Riverside	95 81	120	H Arizona	76 54
7	H Oregon St.	45 59				56	A Southern California	67 74	120	N Arizona	68 74
8	A UCLA	69 80				56	H Southern California	69 60	147	A North Carolina	79 77
8	H UCLA	72 77				79	A California	54 65	192	H San Jose St.	104 74
9	A Stanford	42 69				79	H California	69 59	196	A Colorado	59 46
9	H Stanford	62 64				87	A Utah	77 65	196	H Colorado	77 70
10	H Arizona St.	58 63				87	H Utah	69 58	203	H Hampton	86 51
						95	A Washington St.	73 48	205	H Utah Valley	79 68
						100	H North Dakota	77 51	258	H Clemson	69 56
									263	H Seattle	82 62
									268	H UC Santa Barbara	79 51
									287	H Portland	93 52
									323	H Portland St.	122 59
LAST 12 Division I GAMES:											
120	N Arizona	68 74	87	H Utah	69 58						
9	A Stanford	42 69	29	A Washington	75 63						
79	A California	54 65	95	A Washington St.	73 48						
56	H Southern California	69 60	120	H Arizona	76 54						
8	H UCLA	72 77	10	H Arizona St.	58 63						
196	H Colorado	77 70	87	A Utah	77 65						

Non-Div I Games:

Oregon

■ Loss,
 ■ Non-Conf, S Site,
 ■ Home
 ■ Away
 N Neutral

Average RPI Win:	109	WON-LOST	WINNING	LAST 10	STRENGTH OF	OPP. STRENGTH	TEAM	ADJ.	CONF.	ADJ CONF.
Average RPI Loss:	10	RECORD	PCT. RANK	GAMES	SCHEDULE	OF SCHEDULE	RPI	RPI	RPI	RPI
DIV. I ONLY	26- 4	14	9- 1	31	1	7	7	1	1	
DIV. I NON-CONF.	9- 2	37	0- 0	111	21	43	43	1	1	
TOTALS	RPI 1-25	RPI 26-50	W-L RECORDS	RPI 51-100	RPI 101-150	RPI 150+				
26- 4	3- 4	1- 0	OVERALL	13- 0	3- 0	6- 0				
14- 1	3- 1	0- 0	HOME	5- 0	2- 0	4- 0				
9- 3	0- 3	1- 0	AWAY	6- 0	0- 0	2- 0				
3- 0	0- 0	0- 0	NEUTRAL	2- 0	1- 0	0- 0				
9- 2	0- 2	0- 0	NON-CONFERENCE	3- 0	2- 0	4- 0				
5- 1	0- 1	0- 0	HOME	1- 0	1- 0	3- 0				
2- 1	0- 1	0- 0	AWAY	1- 0	0- 0	1- 0				
2- 0	0- 0	0- 0	NEUTRAL	1- 0	1- 0	0- 0				
17- 2	3- 2	1- 0	CONFERENCE	10- 0	1- 0	2- 0				
9- 0	3- 0	0- 0	HOME	4- 0	1- 0	1- 0				
7- 2	0- 2	1- 0	AWAY	5- 0	0- 0	1- 0				
1- 0	0- 0	0- 0	NEUTRAL	1- 0	0- 0	0- 0				

RPI	S	Opponent	Score	RPI	S	Opponent	Score	RPI	S	Opponent	Score	RPI	S	Opponent	Score
1	A	Notre Dame	61 62	29	A	Washington	61 53	53	H	UC Riverside	86 65	120	H	Arizona	71 43
8	A	UCLA	51 71					56	A	Southern California	57 49	136	H	Idaho	69 44
8	H	UCLA	64 54					56	H	Southern California	76 52	137	N	Arkansas	63 47
9	A	Stanford	54 76					56	N	Southern California	63 53	190	H	Cal Poly	80 43
9	H	Stanford	58 50					66	N	Hofstra	73 50	196	A	Colorado	61 47
10	H	Arizona St.	67 44					79	A	California	54 44	196	H	Colorado	73 50
22	H	Tennessee	50 53					79	H	California	70 48	219	H	CSU Bakersfield	75 51
								82	A	Oregon	59 45	287	A	Portland	94 50
								82	H	Oregon	60 33	316	H	Longwood	110 45
								87	A	Utah	62 53				
								87	H	Utah	72 53				
								92	A	Marquette	65 58				
								95	A	Washington St.	54 45				
LAST 12 Division I GAMES:															
		56	N	Southern California	63	53			196	H	Colorado	73	50		
		79	A	California	54	44			95	A	Washington St.	54	45		
		9	A	Stanford	54	76			29	A	Washington	61	53		
		8	H	UCLA	64	54			10	H	Arizona St.	67	44		
		56	H	Southern California	76	52			120	H	Arizona	71	43		
		87	H	Utah	72	53			196	A	Colorado	61	47		

Non-Div I Games:

Oregon St.

Pacific

Through Games Of March 4, 2016

Average RPI Win:	213	WON-LOST	WINNING	LAST 10	STRENGTH OF	OPP. STRENGTH	TEAM	ADJ.	CONF.	ADJ CONF.
Average RPI Loss:	118	RECORD	PCT. RANK	GAMES	SCHEDULE	OF SCHEDULE	RPI	RPI	RPI	RPI
DIV. I ONLY	12- 17	225	3- 7	139	113	173	173	8	8	
DIV. I NON-CONF.	6- 4	125	0- 0	220	227	121	121	9	9	
TOTALS	RPI 1-25	RPI 26-50	W-L RECORDS	RPI 51-100	RPI 101-150	RPI 150+				
12- 17	0- 2	0- 0	OVERALL	1- 7	2- 3	9- 5				
6- 6	0- 1	0- 0	HOME	1- 3	1- 1	4- 1				
6- 10	0- 0	0- 0	AWAY	0- 0	1- 0	5- 0				
0- 1	0- 0	0- 0	NEUTRAL	0- 0	0- 0	0- 1				
6- 4	0- 0	0- 0	NON-CONFERENCE	0- 0	1- 2	5- 2				
2- 1	0- 0	0- 0	HOME	0- 0	0- 1	2- 0				
4- 3	0- 0	0- 0	AWAY	0- 0	1- 1	3- 2				
0- 0	0- 0	0- 0	NEUTRAL	0- 0	0- 0	0- 0				
6- 13	0- 2	0- 0	CONFERENCE	1- 7	1- 1	4- 3				
4- 5	0- 1	0- 0	HOME	1- 3	1- 0	2- 1				
2- 7	0- 1	0- 0	AWAY	0- 4	0- 1	2- 1				
0- 1	0- 0	0- 0	NEUTRAL	0- 0	0- 0	0- 1				

RPI 1-25				RPI 26-50				RPI 51-100				RPI 101+ Team's RPI: 173			
RPI	S	Opponent	Score	RPI	S	Opponent	Score	RPI	S	Opponent	Score	RPI	S	Opponent	Score
16	A	BYU	62 79					51	A	St. Mary's (CA)	75 83	110	A	Gonzaga	61 68
16	H	BYU	57 67					51	H	St. Mary's (CA)	73 82	110	H	Gonzaga	84 83
								62	A	Santa Clara	52 76	120	A	Arizona	56 69
								62	H	Santa Clara	60 66	131	H	Long Beach St.	60 68
								85	A	San Diego	56 69	147	A	North Carolina	66 63
								85	H	San Diego	56 59	164	A	Montana	54 64
								89	A	San Francisco	71 81	185	A	UC Davis	66 53
								89	H	San Francisco	70 57	189	A	Gardner-Webb	84 77
												192	H	San Jose St.	81 69
												219	A	CSU Bakersfield	80 74
												223	A	Utah St.	70 78
												238	A	Loyola Marymount	88 96
												238	H	Loyola Marymount	60 63
												267	A	Pepperdine	92 64
												267	H	Pepperdine	65 62
												267	N	Pepperdine	72 81
												287	A	Portland	72 64
												287	H	Portland	87 38
												320	H	Nevada	74 52
LAST 12 Division I GAMES:															
267	N	Pepperdine	72 81	238	A	Loyola Marymount	88 96								
62	H	Santa Clara	60 66	85	H	San Diego	56 59								
89	A	San Francisco	71 81	16	H	BYU	57 67								
110	H	Gonzaga	84 83	51	A	St. Mary's (CA)	75 83								
287	H	Portland	87 38	110	A	Gonzaga	61 68								
267	A	Pepperdine	92 64	287	A	Portland	72 64								

Non-Div I Games: Stanislaus St. 74 61

Pacific

■ Loss,
 ■ Non-Conf, S Site,
 ■ Home
 ■ Away
 N Neutral

Average RPI Win:	183	WON-LOST	WINNING	LAST 10	STRENGTH OF	OPP. STRENGTH	TEAM	ADJ.	CONF.	ADJ CONF.
Average RPI Loss:	94	RECORD	PCT. RANK	GAMES	SCHEDULE	OF SCHEDULE	RPI	RPI	RPI	RPI
DIV. I ONLY	21- 4	20	9- 1	127	141	37	37	10	10	
DIV. I NON-CONF.	10- 3	61	0- 1	138	147	57	57	12	12	
TOTALS	RPI 1-25	RPI 26-50	W-L RECORDS	RPI 51-100	RPI 101-150	RPI 150+				
21- 4	0- 0	2- 2	OVERALL	3- 0	1- 1	15- 1				
11- 1	0- 0	2- 1	HOME	1- 0	0- 0	8- 0				
10- 3	0- 0	0- 1	AWAY	2- 0	1- 1	7- 1				
0- 0	0- 0	0- 0	NEUTRAL	0- 0	0- 0	0- 0				
10- 3	0- 0	1- 2	NON-CONFERENCE	2- 0	1- 1	6- 0				
5- 1	0- 0	1- 1	HOME	1- 0	0- 0	3- 0				
5- 2	0- 0	0- 1	AWAY	1- 0	1- 1	3- 0				
0- 0	0- 0	0- 0	NEUTRAL	0- 0	0- 0	0- 0				
11- 1	0- 0	1- 0	CONFERENCE	1- 0	0- 0	9- 1				
6- 0	0- 0	1- 0	HOME	0- 0	0- 0	5- 0				
5- 1	0- 0	0- 0	AWAY	1- 0	0- 0	4- 1				
0- 0	0- 0	0- 0	NEUTRAL	0- 0	0- 0	0- 0				

RPI S	Opponent	Score	RPI S	Opponent	Score	RPI S	Opponent	Score	RPI S	Opponent	Score
30	H Princeton	50 48	46	A Villanova	46 66	65	A Temple	60 54	113	A Saint Joseph's	46 50
47	H Colorado St.	49 48	47	H Duke	50 57	78	H Drexel	72 67	124	A Hawaii	64 54
						99	A Harvard	68 48	155	A Yale	77 59
									155	H Yale	68 49
									167	A Cornell	46 51
									167	H Cornell	65 50
									174	A UMBC	81 46
									208	A Brown	69 59
									208	H Brown	66 49
									215	A Dartmouth	56 41
									215	H Dartmouth	65 50
									234	H Navy	57 43
									237	A New Hampshire	67 60
									240	A Columbia	60 42
									240	H Columbia	71 51
									279	A La Salle	78 68
									326	H Lafayette	54 37
									345	H Wagner	78 50
LAST 12 Division I GAMES:											
215	H Dartmouth	65 50	240	H Columbia	71 51						
240	A Columbia	60 42	215	A Dartmouth	56 41						
167	A Cornell	46 51	99	A Harvard	68 48						
155	A Yale	77 59	208	H Brown	66 49						
208	A Brown	69 59	155	H Yale	68 49						
167	H Cornell	65 50	46	A Villanova	46 66						

Non-Div I Games: BYU-Hawaii 73 41

Penn

Average RPI Win:	142	WON-LOST	WINNING	LAST 10	STRENGTH OF	OPP. STRENGTH	TEAM	ADJ.	CONF.	ADJ CONF.
Average RPI Loss:	73	RECORD	PCT. RANK	GAMES	SCHEDULE	OF SCHEDULE	RPI	RPI	RPI	RPI
DIV. I ONLY	12- 19	240	4- 6	34	32	130	130	5	5	
DIV. I NON-CONF.	5- 6	180	0- 1	54	109	154	154	4	4	
TOTALS	RPI 1-25	RPI 26-50	W-L RECORDS	RPI 51-100	RPI 101-150	RPI 150+				
12- 19	1- 6	0- 2	OVERALL	2- 8	3- 1	6- 2				
7- 8	0- 3	0- 0	HOME	1- 4	2- 1	4- 0				
4- 9	1- 2	0- 2	AWAY	1- 3	1- 0	1- 2				
1- 2	0- 1	0- 0	NEUTRAL	0- 1	0- 0	1- 0				
5- 6	0- 3	0- 1	NON-CONFERENCE	0- 0	1- 1	4- 1				
5- 1	0- 0	0- 0	HOME	0- 0	1- 1	4- 0				
0- 4	0- 2	0- 1	AWAY	0- 0	0- 0	0- 1				
0- 1	0- 1	0- 0	NEUTRAL	0- 0	0- 0	0- 0				
7- 13	1- 3	0- 1	CONFERENCE	2- 8	2- 0	2- 1				
2- 7	0- 3	0- 0	HOME	1- 4	1- 0	0- 0				
4- 5	1- 0	0- 1	AWAY	1- 3	1- 0	1- 1				
1- 1	0- 0	0- 0	NEUTRAL	0- 1	0- 0	1- 0				

RPI S	Opponent	Score	RPI S	Opponent	Score	RPI S	Opponent	Score	RPI S	Opponent	Score	Team's RPI: 130
5	H Ohio St.	63 77	34	A St. Bonaventure	60 70	52	H Rutgers	62 74	104	A Northwestern	73 54	
11	H Maryland	53 89	45	A Indiana	55 76	59	A Iowa	82 69	104	H Northwestern	79 72	
16	N BYU	51 63				59	H Iowa	81 68	119	H Virginia Tech	59 64	
17	A Michigan St.	65 61				63	H Purdue	78 88	129	H Youngstown St.	68 51	
17	H Michigan St.	55 71				63	N Purdue	59 70	159	H Fordham	75 59	
22	A Tennessee	66 74				73	A Michigan	73 78	176	A Illinois	65 56	
25	A South Fla.	79 101				73	H Michigan	87 91	176	N Illinois	75 66	
						77	A Minnesota	85 98	194	A Wisconsin	62 82	
						98	A Nebraska	69 87	199	H Sacred Heart	83 46	
						98	H Nebraska	78 83	251	H Holy Cross	86 82	
									275	H Central Conn. St.	73 47	
									298	A CSUN	73 81	
LAST 12 Division I GAMES:												
63	N Purdue	59 70	104	A Northwestern	73 54							
176	N Illinois	75 66	5	H Ohio St.	63 77							
16	N BYU	51 63	17	A Michigan St.	65 61							
45	A Indiana	55 76	52	H Rutgers	62 74							
59	H Iowa	81 68	98	A Nebraska	69 87							
73	A Michigan	73 78	63	H Purdue	78 88							

Non-Div I Games:

Penn St.

Pepperdine

Through Games Of March 4, 2016

Average RPI Win:	235	WON-LOST	WINNING	LAST 10	STRENGTH OF	OPP. STRENGTH	TEAM	ADJ.	CONF.	ADJ CONF.
Average RPI Loss:	120	RECORD	PCT. RANK	GAMES	SCHEDULE	OF SCHEDULE	RPI	RPI	RPI	RPI
DIV. I ONLY	7- 23	302	2- 8	108	124	267	267	8	8	
DIV. I NON-CONF.	4- 6	201	0- 1	233	301	237	237	9	9	
TOTALS	RPI 1-25	RPI 26-50	W-L RECORDS	RPI 51-100	RPI 101-150	RPI 150+				
7- 23	0- 3	0- 1	OVERALL	1- 8	0- 2	6- 9				
5- 8	0- 1	0- 0	HOME	1- 3	0- 1	4- 3				
1- 13	0- 1	0- 1	AWAY	0- 5	0- 1	1- 5				
1- 2	0- 1	0- 0	NEUTRAL	0- 0	0- 0	1- 1				
4- 6	0- 0	0- 1	NON-CONFERENCE	0- 1	0- 0	4- 4				
3- 1	0- 0	0- 0	HOME	0- 0	0- 0	3- 1				
1- 4	0- 0	0- 1	AWAY	0- 1	0- 0	1- 2				
0- 1	0- 0	0- 0	NEUTRAL	0- 0	0- 0	0- 1				
3- 17	0- 3	0- 0	CONFERENCE	1- 7	0- 2	2- 5				
2- 7	0- 1	0- 0	HOME	1- 3	0- 1	1- 2				
0- 9	0- 1	0- 0	AWAY	0- 4	0- 1	0- 3				
1- 1	0- 1	0- 0	NEUTRAL	0- 0	0- 0	1- 0				

RPI S	Opponent	Score	RPI S	Opponent	Score	RPI S	Opponent	Score	RPI S	Opponent	Score	Team's RPI: 267
16 A	BYU	64 69	50 A	Albany (NY)	49 64	51 A	St. Mary's (CA)	72 88	110 A	Gonzaga	39 56	
16 H	BYU	66 77				51 H	St. Mary's (CA)	62 58	110 H	Gonzaga	57 74	
16 N	BYU	59 72				62 A	Santa Clara	50 84	170 N	George Mason	63 71	
						62 H	Santa Clara	60 62	172 A	New Mexico	52 60	
						67 A	Army West Point	53 63	173 A	Pacific	62 65	
						85 A	San Diego	55 74	173 H	Pacific	64 92	
						85 H	San Diego	54 70	173 N	Pacific	81 72	
						89 A	San Francisco	75 99	190 H	Cal Poly	47 61	
						89 H	San Francisco	74 81	202 A	UNLV	63 83	
									219 A	CSU Bakersfield	76 73	
									238 A	Loyola Marymount	69 79	
									238 H	Loyola Marymount	77 83	
									268 H	UC Santa Barbara	71 69	
									287 A	Portland	79 81	
									287 H	Portland	74 62	
									304 H	Denver	64 60	
									343 H	Cal St. Fullerton	81 75	
LAST 12 Division I GAMES:												
16 N	BYU	59 72	173 H	Pacific	64 92							
173 N	Pacific	81 72	51 H	St. Mary's (CA)	62 58							
170 N	George Mason	63 71	110 A	Gonzaga	39 56							
238 H	Loyola Marymount	77 83	287 A	Portland	79 81							
62 A	Santa Clara	50 84	16 H	BYU	66 77							
89 A	San Francisco	75 99	85 H	San Diego	54 70							

Non-Div I Games: Alas. Anchorage 61 94

Pepperdine

Loss, Non-Conf, S Site, H Home A Away N Neutral

Pittsburgh

Through Games Of March 4, 2016

Average RPI Win:	230	WON-LOST	WINNING	LAST 10	STRENGTH OF	OPP. STRENGTH	TEAM	ADJ.	CONF.	ADJ CONF.
Average RPI Loss:	41	RECORD	PCT. RANK	GAMES	SCHEDULE	OF SCHEDULE	RPI	RPI	RPI	RPI
DIV. I ONLY	13- 18	221	4- 6	37	67	126	126	4	4	
DIV. I NON-CONF.	8- 5	120	0- 0	156	244	142	142	5	5	
TOTALS	RPI 1-25	RPI 26-50	W-L RECORDS	RPI 51-100	RPI 101-150	RPI 150+				
13- 18	0- 8	0- 5	OVERALL	0- 3	5- 2	8- 0				
6- 9	0- 5	0- 2	HOME	0- 1	0- 1	6- 0				
5- 6	0- 2	0- 2	AWAY	0- 1	3- 1	2- 0				
2- 3	0- 1	0- 1	NEUTRAL	0- 1	2- 0	0- 0				
8- 5	0- 2	0- 1	NON-CONFERENCE	0- 2	1- 0	7- 0				
6- 1	0- 1	0- 0	HOME	0- 0	0- 0	6- 0				
1- 2	0- 0	0- 1	AWAY	0- 1	0- 0	1- 0				
1- 2	0- 1	0- 0	NEUTRAL	0- 1	1- 0	0- 0				
5- 13	0- 6	0- 4	CONFERENCE	0- 1	4- 2	1- 0				
0- 8	0- 4	0- 2	HOME	0- 1	0- 1	0- 0				
4- 4	0- 2	0- 1	AWAY	0- 0	3- 1	1- 0				
1- 1	0- 0	0- 1	NEUTRAL	0- 0	1- 0	0- 0				

RPI	S	Opponent	Score	RPI	S	Opponent	Score	RPI	S	Opponent	Score	RPI	S	Opponent	Score	Team's RPI: 126
1	H	Notre Dame	55 65	28	A	Miami (FL)	55 79	60	N	South Dakota St.	54 55	106	A	Virginia	58 55	
11	N	Maryland	49 70	28	N	Miami (FL)	55 77	71	H	Georgia Tech	60 66	115	A	Boston College	43 54	
13	A	Louisville	36 65	30	A	Princeton	47 61	73	A	Michigan	45 82	119	A	Virginia Tech	59 48	
13	H	Louisville	61 84	48	H	Duke	48 70					140	H	Wake Forest	49 60	
14	A	Syracuse	48 71	49	H	North Carolina St.	76 78					147	A	North Carolina	76 60	
14	H	Syracuse	56 70									147	N	North Carolina	82 72	
15	H	Florida St.	55 66									150	N	Old Dominion	67 58	
21	H	Duquesne	65 79									251	H	Holy Cross	56 50	
												258	A	Clemson	59 56	
												266	A	Saint Francis (PA)	74 59	
												273	H	American	76 58	
												283	H	Rider	75 44	
												318	H	Mt. St. Mary's	74 57	
												322	H	Delaware St.	77 43	
												345	H	Wagner	67 41	
LAST 12 Division I GAMES:																
28	N	Miami (FL)	55 77	119	A	Virginia Tech	59 48									
147	N	North Carolina	82 72	13	H	Louisville	61 84									
13	A	Louisville	36 65	140	H	Wake Forest	49 60									
71	H	Georgia Tech	60 66	258	A	Clemson	59 56									
14	H	Syracuse	56 70	48	H	Duke	48 70									
147	A	North Carolina	76 60	106	A	Virginia	58 55									

Non-Div I Games:

Pittsburgh

■ Loss,
 ■ Non-Conf, S Site,
 ■ Home
 ■ Away
 N Neutral

Portland

Through Games Of March 4, 2016

Average RPI Win: 295	WON-LOST	WINNING	LAST 10	STRENGTH OF	OPP. STRENGTH	TEAM	ADJ.	CONF.	ADJ CONF.
Average RPI Loss: 126	RECORD	PCT. RANK	GAMES	SCHEDULE	OF SCHEDULE	RPI	RPI	RPI	RPI
DIV. I ONLY	2- 27	347	1- 9	72	139	287	287	8	8
DIV. I NON-CONF.	1- 9	325	0- 0	70	288	264	264	9	9
TOTALS	RPI 1-25	RPI 26-50	W-L RECORDS	RPI 51-100	RPI 101-150	RPI 150+			
2- 27	0- 3	0- 1	OVERALL	0- 9	0- 4	2- 10			
1- 13	0- 2	0- 0	HOME	0- 4	0- 2	1- 5			
1- 13	0- 1	0- 1	AWAY	0- 5	0- 2	1- 4			
0- 1	0- 0	0- 0	NEUTRAL	0- 0	0- 0	0- 1			
1- 9	0- 1	0- 1	NON-CONFERENCE	0- 1	0- 2	1- 4			
0- 5	0- 1	0- 0	HOME	0- 0	0- 1	0- 3			
1- 4	0- 0	0- 1	AWAY	0- 1	0- 1	1- 1			
0- 0	0- 0	0- 0	NEUTRAL	0- 0	0- 0	0- 0			
1- 18	0- 2	0- 0	CONFERENCE	0- 8	0- 2	1- 6			
1- 8	0- 1	0- 0	HOME	0- 4	0- 1	1- 2			
0- 9	0- 1	0- 0	AWAY	0- 4	0- 1	0- 3			
0- 1	0- 0	0- 0	NEUTRAL	0- 0	0- 0	0- 1			

RPI 1-25				RPI 26-50				RPI 51-100				RPI 101+ Team's RPI: 287			
RPI	S	Opponent	Score	RPI	S	Opponent	Score	RPI	S	Opponent	Score	RPI	S	Opponent	Score
7	H	Oregon St.	50 94	29	A	Washington	65 83	51	A	St. Mary's (CA)	53 95	110	A	Gonzaga	51 86
16	A	BYU	66 78					51	H	St. Mary's (CA)	51 78	110	H	Gonzaga	63 71
16	H	BYU	59 84					62	A	Santa Clara	47 66	146	H	Boise St.	49 89
								62	H	Santa Clara	45 67	148	A	Montana St.	57 86
								82	A	Oregon	52 93	164	A	Montana	67 90
								85	A	San Diego	43 71	173	A	Pacific	38 87
								85	H	San Diego	67 77	173	H	Pacific	64 72
								89	A	San Francisco	69 90	181	H	Weber St.	55 57
								89	H	San Francisco	63 82	185	H	UC Davis	47 72
												238	A	Loyola Marymount	52 62
												238	H	Loyola Marymount	62 77
												238	N	Loyola Marymount	72 85
												267	A	Pepperdine	62 74
												267	H	Pepperdine	81 79
												298	H	CSUN	62 68
												323	A	Portland St.	69 53
LAST 12 Division I GAMES:															
238	N	Loyola Marymount	72 85	238	H	Loyola Marymount	62 77								
85	H	San Diego	67 77	267	H	Pepperdine	81 79								
16	H	BYU	59 84	62	A	Santa Clara	47 66								
51	A	St. Mary's (CA)	53 95	89	A	San Francisco	69 90								
173	A	Pacific	38 87	51	H	St. Mary's (CA)	51 78								
110	A	Gonzaga	51 86	173	H	Pacific	64 72								

Non-Div I Games: Willamette 73 54

Portland

Loss, Non-Conf, S Site, H Home A Away N Neutral

Average RPI Win:	263	WON-LOST	WINNING	LAST 10	STRENGTH OF	OPP. STRENGTH	TEAM	ADJ.	CONF.	ADJ CONF.
Average RPI Loss:	175	RECORD	PCT. RANK	GAMES	SCHEDULE	OF SCHEDULE	RPI	RPI	RPI	RPI
DIV. I ONLY	3- 24	340	1- 9	158	289	323	323	19	19	
DIV. I NON-CONF.	1- 8	320	0- 0	242	292	333	333	23	23	
TOTALS	RPI 1-25	RPI 26-50	W-L RECORDS	RPI 51-100	RPI 101-150	RPI 150+				
3- 24	0- 0	0- 0	OVERALL	0- 4	0- 5	3- 15				
2- 11	0- 0	0- 0	HOME	0- 1	0- 2	2- 8				
1- 13	0- 0	0- 0	AWAY	0- 3	0- 3	1- 7				
0- 0	0- 0	0- 0	NEUTRAL	0- 0	0- 0	0- 0				
1- 8	0- 0	0- 0	NON-CONFERENCE	0- 3	0- 1	1- 4				
1- 3	0- 0	0- 0	HOME	0- 0	0- 0	1- 3				
0- 5	0- 0	0- 0	AWAY	0- 3	0- 1	0- 1				
0- 0	0- 0	0- 0	NEUTRAL	0- 0	0- 0	0- 0				
2- 16	0- 0	0- 0	CONFERENCE	0- 1	0- 4	2- 11				
1- 8	0- 0	0- 0	HOME	0- 1	0- 2	1- 5				
1- 8	0- 0	0- 0	AWAY	0- 0	0- 2	1- 6				
0- 0	0- 0	0- 0	NEUTRAL	0- 0	0- 0	0- 0				

RPI 1-25				RPI 26-50				RPI 51-100				RPI 101+				Team's RPI: 323	
RPI	S	Opponent	Score	RPI	S	Opponent	Score	RPI	S	Opponent	Score	RPI	S	Opponent	Score		
								58	A	South Dakota	61	103	131	A	Long Beach St.	71	89
								60	A	South Dakota St.	65	74	136	A	Idaho	63	84
								82	A	Oregon	59	122	136	H	Idaho	65	94
								100	H	North Dakota	62	75	148	A	Montana St.	64	74
													148	H	Montana St.	59	106
													164	A	Montana	57	76
													164	H	Montana	58	79
													169	A	Sacramento St.	91	132
													169	H	Sacramento St.	78	126
													179	H	Northern Colo.	59	70
													181	A	Weber St.	73	102
													181	H	Weber St.	58	75
													182	A	Eastern Wash.	57	70
													182	H	Eastern Wash.	81	79
													185	H	UC Davis	70	82
													200	A	Idaho St.	70	71
													200	H	Idaho St.	42	64
													263	H	Seattle	64	85
													287	H	Portland	53	69
													298	H	CSUN	83	77
													308	A	Northern Ariz.	88	80
													333	A	Southern Utah	64	76
													343	A	Cal St. Fullerton	69	84
LAST 12 Division I GAMES:																	
				333	A	Southern Utah	64	76		181	H	Weber St.	58	75			
				308	A	Northern Ariz.	88	80		200	H	Idaho St.	42	64			
				179	H	Northern Colo.	59	70		164	A	Montana	57	76			
				100	H	North Dakota	62	75		148	A	Montana St.	64	74			
				182	A	Eastern Wash.	57	70		136	H	Idaho	65	94			
				136	A	Idaho	63	84		182	H	Eastern Wash.	81	79			

Non-Div I Games: Warner Pacific 64 76 Corban 90 76

Portland St.

Loss, Non-Conf, S Site, H Home A Away N Neutral

Average RPI Win: 307		WON-LOST	WINNING	LAST 10	STRENGTH OF	OPP. STRENGTH	TEAM	ADJ.	CONF.	ADJ CONF.
Average RPI Loss: 209		RECORD	PCT. RANK	GAMES	SCHEDULE	OF SCHEDULE	RPI	RPI	RPI	RPI
DIV. I ONLY		12- 13	189	5- 5	347	336	281	281	31	31
DIV. I NON-CONF.		3- 5	218	0- 0	309	117	231	231	31	31
TOTALS	RPI 1-25		RPI 26-50		W-L RECORDS		RPI 51-100		RPI 101-150	RPI 150+
12- 13	0- 1		0- 0		OVERALL		0- 1		0- 1	12- 10
6- 4	0- 0		0- 0		HOME		0- 0		0- 0	6- 4
6- 8	0- 1		0- 0		AWAY		0- 0		0- 0	6- 0
0- 1	0- 0		0- 0		NEUTRAL		0- 0		0- 0	0- 1
3- 5	0- 1		0- 0		NON-CONFERENCE		0- 1		0- 1	3- 2
1- 0	0- 0		0- 0		HOME		0- 0		0- 0	1- 0
2- 4	0- 1		0- 0		AWAY		0- 1		0- 1	2- 1
0- 1	0- 0		0- 0		NEUTRAL		0- 0		0- 0	0- 1
9- 8	0- 0		0- 0		CONFERENCE		0- 0		0- 0	9- 8
5- 4	0- 0		0- 0		HOME		0- 0		0- 0	5- 4
4- 4	0- 0		0- 0		AWAY		0- 0		0- 0	4- 4
0- 0	0- 0		0- 0		NEUTRAL		0- 0		0- 0	0- 0

[illegible]

Non-Div I Games:	Howard Payne	86	46
------------------	--------------	----	----

Prairie View

Loss, Non-Conf, S Site, H Home A Away N Neutral

Presbyterian

Through Games Of March 4, 2016

Average RPI Win:	276	WON-LOST	WINNING	LAST 10	STRENGTH OF	OPP. STRENGTH	TEAM	ADJ.	CONF.	ADJ CONF.
Average RPI Loss:	184	RECORD	PCT. RANK	GAMES	SCHEDULE	OF SCHEDULE	RPI	RPI	RPI	RPI
DIV. I ONLY	13- 12	158	5- 5	321	288	226	226	28	28	
DIV. I NON-CONF.	1- 5	304	0- 0	338	94	342	342	29	29	
TOTALS	RPI 1-25	RPI 26-50	W-L RECORDS	RPI 51-100	RPI 101-150	RPI 150+				
13- 12	0- 0	0- 0	OVERALL	0- 1	1- 3	12- 8				
9- 2	0- 0	0- 0	HOME	0- 0	1- 1	8- 1				
4- 10	0- 0	0- 0	AWAY	0- 1	0- 2	4- 7				
0- 0	0- 0	0- 0	NEUTRAL	0- 0	0- 0	0- 0				
1- 5	0- 0	0- 0	NON-CONFERENCE	0- 1	0- 1	1- 3				
1- 0	0- 0	0- 0	HOME	0- 0	0- 0	1- 0				
0- 5	0- 0	0- 0	AWAY	0- 1	0- 1	0- 3				
0- 0	0- 0	0- 0	NEUTRAL	0- 0	0- 0	0- 0				
12- 7	0- 0	0- 0	CONFERENCE	0- 0	1- 2	11- 5				
8- 2	0- 0	0- 0	HOME	0- 0	1- 1	7- 1				
4- 5	0- 0	0- 0	AWAY	0- 0	0- 1	4- 4				
0- 0	0- 0	0- 0	NEUTRAL	0- 0	0- 0	0- 0				

RPI 1-25			RPI 26-50			RPI 51-100			RPI 101+			Team's RPI: 226
RPI	S	Opponent	Score	RPI	S	Opponent	Score	RPI	S	Opponent	Score	
						72	A Vanderbilt	38	56	118	H Liberty	60 42
										119	A Virginia Tech	44 58
										135	A UNC Asheville	59 68
										135	H UNC Asheville	63 72
										153	A East Carolina	57 84
										189	A Gardner-Webb	40 51
										189	H Gardner-Webb	60 53
										191	A Radford	40 42
										191	H Radford	53 64
										196	A Colorado	60 72
										253	A High Point	47 61
										253	H High Point	82 70
										264	A Campbell	69 45
										264	H Campbell	64 54
										282	A Coastal Caro.	47 60
										282	H Coastal Caro.	66 42
										286	A Kennesaw St.	47 49
										293	A Charleston So.	63 49
										293	H Charleston So.	52 37
										316	A Longwood	59 38
										316	H Longwood	75 49
										324	A Winthrop	59 48
										324	H Winthrop	77 44
										348	H N.C. Central	60 50
LAST 12 Division I GAMES:												
						191	A Radford	40	42	253	A High Point	47 61
						324	H Winthrop	77	44	316	H Longwood	75 49
						282	A Coastal Caro.	47	60	189	H Gardner-Webb	60 53
						264	H Campbell	64	54	135	A UNC Asheville	59 68
						189	A Gardner-Webb	40	51	282	H Coastal Caro.	66 42
						293	H Charleston So.	52	37	264	A Campbell	69 45

Non-Div I Games: Warren Wilson 95 56 Columbia (SC) 104 37 Brevard 70 53

Presbyterian

Loss, Non-Conf, S Site, H Home A Away N Neutral

Average RPI Win:	187	WON-LOST	WINNING	LAST 10	STRENGTH OF	OPP. STRENGTH	TEAM	ADJ.	CONF.	ADJ CONF.
Average RPI Loss:	39	RECORD	PCT. RANK	GAMES	SCHEDULE	OF SCHEDULE	RPI	RPI	RPI	RPI
DIV. I ONLY	22- 4	19	10- 0	148	94	30	30	10	10	
DIV. I NON-CONF.	11- 3	54	0- 0	209	54	61	61	12	12	
TOTALS	RPI 1-25	RPI 26-50	W-L RECORDS	RPI 51-100	RPI 101-150	RPI 150+				
22- 4	1- 1	0- 2	OVERALL	3- 1	1- 0	17- 0				
12- 0	1- 0	0- 0	HOME	2- 0	1- 0	8- 0				
8- 4	0- 1	0- 2	AWAY	1- 1	0- 0	7- 0				
2- 0	0- 0	0- 0	NEUTRAL	0- 0	0- 0	2- 0				
11- 3	1- 1	0- 1	NON-CONFERENCE	1- 1	1- 0	8- 0				
7- 0	1- 0	0- 0	HOME	1- 0	1- 0	4- 0				
2- 3	0- 1	0- 1	AWAY	0- 1	0- 0	2- 0				
2- 0	0- 0	0- 0	NEUTRAL	0- 0	0- 0	2- 0				
11- 1	0- 0	0- 1	CONFERENCE	2- 0	0- 0	9- 0				
5- 0	0- 0	0- 0	HOME	1- 0	0- 0	4- 0				
6- 1	0- 0	0- 1	AWAY	1- 0	0- 0	5- 0				
0- 0	0- 0	0- 0	NEUTRAL	0- 0	0- 0	0- 0				

RPI 1-25				RPI 26-50				Team's RPI: 30	RPI 51-100				RPI 101+			
RPI	S	Opponent	Score	RPI	S	Opponent	Score		RPI	S	Opponent	Score	RPI	S	Opponent	Score
5	A	Ohio St.	70 90	33	A	Seton Hall	64 71		73	H	Michigan	74 57	126	H	Pittsburgh	61 47
21	H	Duquesne	94 66	37	A	Penn	48 50		81	A	Dayton	81 85	155	A	Yale	94 81
									99	A	Harvard	92 83	155	H	Yale	65 50
									99	H	Harvard	79 69	159	H	Fordham	55 44
													167	A	Cornell	94 57
													167	H	Cornell	71 51
													168	A	Marist	77 44
													203	H	Hampton	79 55
													208	A	Brown	83 57
													208	H	Brown	72 53
													215	A	Dartmouth	85 48
													240	A	Columbia	77 48
													240	H	Columbia	86 54
													256	H	Monmouth	81 70
													263	N	Seattle	85 48
													273	H	American	72 34
													283	A	Rider	78 59
													336	N	UC Irvine	83 42
LAST 12 Division I GAMES:																
				99	H	Harvard	79 69		167	H	Cornell	71 51				
				167	A	Cornell	94 57		99	A	Harvard	92 83				
				240	A	Columbia	77 48		215	A	Dartmouth	85 48				
				208	A	Brown	83 57		155	H	Yale	65 50				
				155	A	Yale	94 81		208	H	Brown	72 53				
				240	H	Columbia	86 54		37	A	Penn	48 50				

Non-Div I Games:

Princeton

Providence

Through Games Of March 4, 2016

Average RPI Win:	206	WON-LOST	WINNING	LAST 10	STRENGTH OF	OPP. STRENGTH	TEAM	ADJ.	CONF.	ADJ CONF.
Average RPI Loss:	99	RECORD	PCT. RANK	GAMES	SCHEDULE	OF SCHEDULE	RPI	RPI	RPI	RPI
DIV. I ONLY	5- 23	320	1- 9	69	88	261	261	6	6	
DIV. I NON-CONF.	4- 6	201	0- 0	99	255	199	199	6	6	
TOTALS	RPI 1-25	RPI 26-50	W-L RECORDS	RPI 51-100	RPI 101-150	RPI 150+				
5- 23	0- 2	0- 5	OVERALL	0- 7	1- 3	4- 6				
4- 11	0- 1	0- 2	HOME	0- 4	1- 1	3- 3				
1- 12	0- 1	0- 3	AWAY	0- 3	0- 2	1- 3				
0- 0	0- 0	0- 0	NEUTRAL	0- 0	0- 0	0- 0				
4- 6	0- 0	0- 1	NON-CONFERENCE	0- 1	0- 2	4- 2				
3- 3	0- 0	0- 0	HOME	0- 1	0- 1	3- 1				
1- 3	0- 0	0- 1	AWAY	0- 0	0- 1	1- 1				
0- 0	0- 0	0- 0	NEUTRAL	0- 0	0- 0	0- 0				
1- 17	0- 2	0- 4	CONFERENCE	0- 6	1- 1	0- 4				
1- 8	0- 1	0- 2	HOME	0- 3	1- 0	0- 2				
0- 9	0- 1	0- 2	AWAY	0- 3	0- 1	0- 2				
0- 0	0- 0	0- 0	NEUTRAL	0- 0	0- 0	0- 0				

RPI S Opponent	Score	RPI S Opponent	Score	RPI S Opponent	Score	RPI S Opponent	Score	Team's RPI: 261
19 A DePaul	50 96	33 A Seton Hall	54 71	57 A St. John's (NY)	54 69	115 H Boston College	41 67	
19 H DePaul	68 91	33 H Seton Hall	54 64	57 H St. John's (NY)	61 80	119 A Virginia Tech	46 62	
		46 A Villanova	39 67	68 H FGCU	41 50	128 A Creighton	48 72	
		46 H Villanova	47 76	92 A Marquette	75 105	128 H Creighton	61 59	
		50 A Albany (NY)	58 71	92 H Marquette	85 92	157 A Xavier	47 72	
				94 A Georgetown	53 63	157 H Xavier	54 62	
				94 H Georgetown	51 82	195 H Richmond	50 57	
						197 A Butler	50 65	
						197 H Butler	67 77	
						207 A Rhode Island	64 55	
						208 A Brown	47 57	
						210 H Hartford	69 50	
						228 H Bryant	88 78	
						256 H Monmouth	71 59	
LAST 12 Division I GAMES:								
33 A Seton Hall	54 71	157 A Xavier	47 72					
57 A St. John's (NY)	54 69	46 H Villanova	47 76					
92 H Marquette	85 92	94 H Georgetown	51 82					
19 H DePaul	68 91	19 A DePaul	50 96					
128 H Creighton	61 59	92 A Marquette	75 105					
197 A Butler	50 65	128 A Creighton	48 72					

Non-Div I Games:

Providence

Loss, Non-Conf, S Site, H Home A Away N Neutral

Average RPI Win: 133	WON-LOST	WINNING	LAST 10	STRENGTH OF	OPP. STRENGTH	TEAM	ADJ.	CONF.	ADJ CONF.
Average RPI Loss: 55	RECORD	PCT. RANK	GAMES	SCHEDULE	OF SCHEDULE	RPI	RPI	RPI	RPI
DIV. I ONLY	20- 11	86	4- 6	70	20	63	63	5	5
DIV. I NON-CONF.	9- 2	37	0- 0	169	41	82	82	4	4
TOTALS	RPI 1-25	RPI 26-50	W-L RECORDS	RPI 51-100	RPI 101-150	RPI 150+			
20- 11	1- 6	1- 0	OVERALL	8- 3	4- 1	6- 1			
12- 4	0- 1	1- 0	HOME	6- 2	0- 1	5- 0			
5- 5	0- 3	0- 0	AWAY	2- 1	2- 0	1- 1			
3- 2	1- 2	0- 0	NEUTRAL	0- 0	2- 0	0- 0			
9- 2	1- 1	0- 0	NON-CONFERENCE	3- 0	1- 1	4- 0			
6- 1	0- 0	0- 0	HOME	3- 0	0- 1	3- 0			
1- 0	0- 0	0- 0	AWAY	0- 0	0- 0	1- 0			
2- 1	1- 1	0- 0	NEUTRAL	0- 0	1- 0	0- 0			
11- 9	0- 5	1- 0	CONFERENCE	5- 3	3- 0	2- 1			
6- 3	0- 1	1- 0	HOME	3- 2	0- 0	2- 0			
4- 5	0- 3	0- 0	AWAY	2- 1	2- 0	0- 1			
1- 1	0- 1	0- 0	NEUTRAL	0- 0	1- 0	0- 0			

RPI 1-25				RPI 26-50				RPI 51-100 Team's RPI: 63				RPI 101+			
RPI	S	Opponent	Score	RPI	S	Opponent	Score	RPI	S	Opponent	Score	RPI	S	Opponent	Score
5	A	Ohio St.	70 90	45	H	Indiana	63 53	52	H	Rutgers	74 68	104	A	Northwestern	85 71
9	N	Stanford	65 71					59	A	Iowa	55 63	115	H	Boston College	56 58
11	A	Maryland	59 73					59	H	Iowa	90 73	122	N	LSU	69 52
11	H	Maryland	67 87					64	H	Ball St.	73 63	130	A	Penn St.	88 78
13	N	Louisville	62 60					70	H	Maine	56 33	130	N	Penn St.	70 59
17	A	Michigan St.	56 68					73	A	Michigan	65 63	176	H	Illinois	69 65
17	N	Michigan St.	64 65					73	H	Michigan	61 68	194	A	Wisconsin	57 64
								77	H	Minnesota	84 72	194	H	Wisconsin	68 48
								81	H	Dayton	61 58	229	H	Ill.-Chicago	62 51
								98	A	Nebraska	68 50	295	H	Jacksonville St.	67 48
								98	H	Nebraska	61 62	327	A	North Florida	70 47
												329	H	Incarinate Word	95 27
LAST 12 Division I GAMES:															
17	N	Michigan St.	64 65	73	H	Michigan	61 68								
130	N	Penn St.	70 59	11	A	Maryland	59 73								
194	H	Wisconsin	68 48	194	A	Wisconsin	57 64								
52	H	Rutgers	74 68	11	H	Maryland	67 87								
98	A	Nebraska	68 50	130	A	Penn St.	88 78								
59	A	Iowa	55 63	17	A	Michigan St.	56 68								

Non-Div I Games:

Purdue

■ Loss,
 ■ Non-Conf, S Site,
 ■ Home
 ■ Away
 N Neutral

Average RPI Win: 229		WON-LOST	WINNING	LAST 10	STRENGTH OF	OPP. STRENGTH	TEAM	ADJ.	CONF.	ADJ CONF.
Average RPI Loss: 139		RECORD	PCT. RANK	GAMES	SCHEDULE	OF SCHEDULE	RPI	RPI	RPI	RPI
DIV. I ONLY		23- 7	41	10- 0	203	247	83	83	23	23
DIV. I NON-CONF.		5- 4	138	0- 0	40	186	76	76	22	22
TOTALS	RPI 1-25		RPI 26-50		W-L RECORDS		RPI 51-100		RPI 101-150	RPI 150+
23- 7	0- 0		0- 0		OVERALL		1- 4		2- 0	20- 3
12- 1	0- 0		0- 0		HOME		1- 0		1- 0	10- 1
10- 5	0- 0		0- 0		AWAY		0- 0		1- 0	9- 1
1- 1	0- 0		0- 0		NEUTRAL		0- 1		0- 0	1- 0
5- 4	0- 0		0- 0		NON-CONFERENCE		1- 4		0- 0	4- 0
3- 0	0- 0		0- 0		HOME		1- 0		0- 0	2- 0
2- 3	0- 0		0- 0		AWAY		0- 3		0- 0	2- 0
0- 1	0- 0		0- 0		NEUTRAL		0- 1		0- 0	0- 0
18- 3	0- 0		0- 0		CONFERENCE		0- 0		2- 0	16- 3
9- 1	0- 0		0- 0		HOME		0- 0		1- 0	8- 1
8- 2	0- 0		0- 0		AWAY		0- 0		1- 0	7- 2
1- 0	0- 0		0- 0		NEUTRAL		0- 0		0- 0	1- 0

[illegible]

Non-Div I Games:

Quinnipiac

Loss, Non-Conf, S Site, H Home A Away N Neutral

Average RPI Win:	264	WON-LOST	WINNING	LAST 10	STRENGTH OF	OPP. STRENGTH	TEAM	ADJ.	CONF.	ADJ CONF.
Average RPI Loss:	163	RECORD	PCT. RANK	GAMES	SCHEDULE	OF SCHEDULE	RPI	RPI	RPI	RPI
DIV. I ONLY	14- 12	150	6- 4	264	281	191	191	28	28	
DIV. I NON-CONF.	2- 5	253	0- 0	218	96	253	253	29	29	
TOTALS	RPI 1-25	RPI 26-50	W-L RECORDS	RPI 51-100	RPI 101-150	RPI 150+				
14- 12	0- 0	0- 1	OVERALL	0- 0	0- 6	14- 5				
9- 3	0- 0	0- 0	HOME	0- 0	0- 2	9- 1				
5- 9	0- 0	0- 1	AWAY	0- 0	0- 4	5- 4				
0- 0	0- 0	0- 0	NEUTRAL	0- 0	0- 0	0- 0				
2- 5	0- 0	0- 1	NON-CONFERENCE	0- 0	0- 2	2- 2				
2- 0	0- 0	0- 0	HOME	0- 0	0- 0	2- 0				
0- 5	0- 0	0- 1	AWAY	0- 0	0- 2	0- 2				
0- 0	0- 0	0- 0	NEUTRAL	0- 0	0- 0	0- 0				
12- 7	0- 0	0- 0	CONFERENCE	0- 0	0- 4	12- 3				
7- 3	0- 0	0- 0	HOME	0- 0	0- 2	7- 1				
5- 4	0- 0	0- 0	AWAY	0- 0	0- 2	5- 2				
0- 0	0- 0	0- 0	NEUTRAL	0- 0	0- 0	0- 0				

RPI 1-25			RPI 26-50			RPI 51-100			RPI 101+ Team's RPI: 191		
RPI	S	Opponent	Score	RPI	S	Opponent	Score	RPI	S	Opponent	Score
				49	A	North Carolina St.	52 67				
								118	A	Liberty	53 67
								118	H	Liberty	43 49
								119	A	Virginia Tech	40 47
								129	A	Youngstown St.	53 54
								135	A	UNC Asheville	48 58
								135	H	UNC Asheville	46 54
								157	A	Xavier	56 63
								170	H	George Mason	66 63
								184	H	Davidson	79 68
								189	A	Gardner-Webb	50 54
								189	H	Gardner-Webb	54 51
								226	A	Presbyterian	64 53
								226	H	Presbyterian	42 40
								253	A	High Point	66 71
								253	H	High Point	54 56
								264	H	Campbell	62 59
								282	A	Coastal Caro.	49 36
								282	H	Coastal Caro.	61 45
								293	A	Charleston So.	61 50
								293	H	Charleston So.	55 40
								306	A	Wofford	70 79
								316	A	Longwood	79 67
								316	H	Longwood	80 64
								324	A	Winthrop	67 38
								324	H	Winthrop	66 44
LAST 12 Division I GAMES:											
				226	H	Presbyterian	42 40				
				324	A	Winthrop	67 38				
				316	H	Longwood	80 64				
				135	A	UNC Asheville	48 58				
				293	A	Charleston So.	61 50				
				189	H	Gardner-Webb	54 51				
				118	A	Liberty	53 67				
				282	A	Coastal Caro.	49 36				
				135	H	UNC Asheville	46 54				
				253	H	High Point	54 56				
				189	A	Gardner-Webb	50 54				
				293	H	Charleston So.	55 40				

Non-Div I Games: Concord 92 36 Lees-McRae 84 39

Radford

Loss, Non-Conf, S Site, H Home A Away N Neutral

Rhode Island

Through Games Of March 4, 2016

Average RPI Win:	233	WON-LOST	WINNING	LAST 10	STRENGTH OF	OPP. STRENGTH	TEAM	ADJ.	CONF.	ADJ CONF.
Average RPI Loss:	106	RECORD	PCT. RANK	GAMES	SCHEDULE	OF SCHEDULE	RPI	RPI	RPI	RPI
DIV. I ONLY	12- 18	234	2- 8	164	102	207	207	7	7	
DIV. I NON-CONF.	6- 6	160	0- 0	295	184	232	232	8	8	
TOTALS	RPI 1-25	RPI 26-50	W-L RECORDS	RPI 51-100	RPI 101-150	RPI 150+				
12- 18	0- 3	0- 3	OVERALL	1- 4	1- 2	10- 6				
5- 9	0- 2	0- 2	HOME	1- 2	0- 0	4- 3				
6- 7	0- 1	0- 1	AWAY	0- 1	0- 2	6- 2				
1- 2	0- 0	0- 0	NEUTRAL	0- 1	1- 0	0- 1				
6- 6	0- 1	0- 1	NON-CONFERENCE	1- 0	0- 1	5- 3				
3- 3	0- 1	0- 1	HOME	1- 0	0- 0	2- 1				
3- 2	0- 0	0- 0	AWAY	0- 0	0- 1	3- 1				
0- 1	0- 0	0- 0	NEUTRAL	0- 0	0- 0	0- 1				
6- 12	0- 2	0- 2	CONFERENCE	0- 4	1- 1	5- 3				
2- 6	0- 1	0- 1	HOME	0- 2	0- 0	2- 2				
3- 5	0- 1	0- 1	AWAY	0- 1	0- 1	3- 1				
1- 1	0- 0	0- 0	NEUTRAL	0- 1	1- 0	0- 0				

RPI	S	Opponent	Score	RPI	S	Opponent	Score	RPI	S	Opponent	Score	RPI	S	Opponent	Score	Team's RPI: 207
14	H	Syracuse	54 57	34	H	St. Bonaventure	56 69	54	A	Saint Louis	60 77	113	A	Saint Joseph's	63 74	
21	A	Duquesne	56 61	39	A	George Washington	52 68	54	N	Saint Louis	59 70	113	N	Saint Joseph's	81 76	
21	H	Duquesne	70 79	50	H	Albany (NY)	58 67	69	H	VCU	36 49	141	A	Marshall	62 72	
								81	H	Dayton	53 67	159	A	Fordham	42 50	
								99	H	Harvard	56 52	170	H	George Mason	65 68	
												184	H	Davidson	78 62	
												195	A	Richmond	57 50	
												203	N	Hampton	54 59	
												208	A	Brown	63 67	
												215	A	Dartmouth	57 41	
												216	A	Massachusetts	80 79	
												216	H	Massachusetts	64 71	
												240	H	Columbia	57 56	
												261	H	Providence	55 64	
												279	A	La Salle	72 61	
												279	H	La Salle	62 52	
												310	A	FIU	68 50	
												319	H	UMass Lowell	72 64	
												341	A	Boston U.	57 41	
LAST 12 Division I GAMES:																
		54 N Saint Louis	59 70			170 H George Mason	65 68									
		113 N Saint Joseph's	81 76			21 A Duquesne	56 61									
		54 A Saint Louis	60 77			81 H Dayton	53 67									
		216 H Massachusetts	64 71			279 H La Salle	62 52									
		113 A Saint Joseph's	63 74			159 A Fordham	42 50									
		69 H VCU	36 49			216 A Massachusetts	80 79									

Non-Div I Games:

Rhode Island

■ Loss,
 ■ Non-Conf,
 ■ S Site,
 ■ H Home
 ■ A Away
 N Neutral

Average RPI Win:	221	WON-LOST	WINNING	LAST 10	STRENGTH OF	OPP. STRENGTH	TEAM	ADJ.	CONF.	ADJ CONF.
Average RPI Loss:	129	RECORD	PCT. RANK	GAMES	SCHEDULE	OF SCHEDULE	RPI	RPI	RPI	RPI
DIV. I ONLY	8- 20	285	5- 5	92	127	225	225	12	12	
DIV. I NON-CONF.	1- 10	330	0- 0	71	160	259	259	11	11	
TOTALS	RPI 1-25	RPI 26-50	W-L RECORDS	RPI 51-100	RPI 101-150	RPI 150+				
8- 20	0- 3	0- 2	OVERALL	0- 4	1- 1	7- 10				
4- 10	0- 1	0- 1	HOME	0- 3	1- 0	3- 5				
4- 10	0- 2	0- 1	AWAY	0- 1	0- 1	4- 5				
0- 0	0- 0	0- 0	NEUTRAL	0- 0	0- 0	0- 0				
1- 10	0- 3	0- 0	NON-CONFERENCE	0- 1	0- 0	1- 6				
0- 5	0- 1	0- 0	HOME	0- 1	0- 0	0- 3				
1- 5	0- 2	0- 0	AWAY	0- 0	0- 0	1- 3				
0- 0	0- 0	0- 0	NEUTRAL	0- 0	0- 0	0- 0				
7- 10	0- 0	0- 2	CONFERENCE	0- 3	1- 1	6- 4				
4- 5	0- 0	0- 1	HOME	0- 2	1- 0	3- 2				
3- 5	0- 0	0- 1	AWAY	0- 1	0- 1	3- 2				
0- 0	0- 0	0- 0	NEUTRAL	0- 0	0- 0	0- 0				

RPI 1-25				RPI 26-50				RPI 51-100				RPI 101+ Team's RPI: 225			
RPI	S	Opponent	Score	RPI	S	Opponent	Score	RPI	S	Opponent	Score	RPI	S	Opponent	Score
2	A	Baylor	38 89	31	H	UTEP	54 60	61	H	Middle Tenn.	60 61	141	A	Marshall	52 81
6	H	Texas	47 70	38	A	Western Ky.	49 52	76	A	Charlotte	63 68	150	H	Old Dominion	68 46
12	A	Kentucky	39 72					76	H	Charlotte	58 69	152	A	McNeese St.	53 61
								99	H	Harvard	61 67	154	H	UAB	55 64
												162	A	Southern Miss.	62 68
												162	H	Southern Miss.	49 59
												171	H	Loyola Chicago	50 57
												177	A	Fla. Atlantic	75 54
												183	A	Louisiana Tech	61 63
												183	H	Louisiana Tech	84 77
												204	A	SFA	45 59
												224	A	Sam Houston St.	58 46
												239	A	North Texas	79 73
												239	H	North Texas	100 97
												247	H	UTSA	49 48
												248	H	Texas Southern	66 69
												285	H	Houston	59 62
												310	A	FIU	68 62
												317	A	A&M-Corpus Christi	55 60
LAST 12 Division I GAMES:															
76	A	Charlotte	63 68	76	H	Charlotte	58 69								
183	H	Louisiana Tech	84 77	162	A	Southern Miss.	62 68								
162	H	Southern Miss.	49 59	183	A	Louisiana Tech	61 63								
310	A	FIU	68 62	239	A	North Texas	79 73								
177	A	Fla. Atlantic	75 54	61	H	Middle Tenn.	60 61								
150	H	Old Dominion	68 46	154	H	UAB	55 64								

Non-Div I Games:

Rice

■ Loss,
 ■ Non-Conf,
 ■ S Site,
 ■ Home
 ■ A Away
 N Neutral

Average RPI Win:	212	WON-LOST	WINNING	LAST 10	STRENGTH OF	OPP. STRENGTH	TEAM	ADJ.	CONF.	ADJ CONF.
Average RPI Loss:	104	RECORD	PCT. RANK	GAMES	SCHEDULE	OF SCHEDULE	RPI	RPI	RPI	RPI
DIV. I ONLY	13- 18	221	4- 6	148	90	195	195	7	7	
DIV. I NON-CONF.	7- 6	156	0- 0	292	152	217	217	8	8	
TOTALS	RPI 1-25	RPI 26-50	W-L RECORDS	RPI 51-100	RPI 101-150	RPI 150+				
13- 18	0- 1	0- 4	OVERALL	1- 5	1- 4	11- 4				
6- 8	0- 1	0- 2	HOME	1- 1	1- 1	4- 3				
4- 8	0- 0	0- 2	AWAY	0- 2	0- 3	4- 1				
3- 2	0- 0	0- 0	NEUTRAL	0- 2	0- 0	3- 0				
7- 6	0- 0	0- 1	NON-CONFERENCE	0- 1	1- 2	6- 2				
4- 2	0- 0	0- 1	HOME	0- 0	1- 0	3- 1				
1- 3	0- 0	0- 0	AWAY	0- 0	0- 2	1- 1				
2- 1	0- 0	0- 0	NEUTRAL	0- 1	0- 0	2- 0				
6- 12	0- 1	0- 3	CONFERENCE	1- 4	0- 2	5- 2				
2- 6	0- 1	0- 1	HOME	1- 1	0- 1	1- 2				
3- 5	0- 0	0- 2	AWAY	0- 2	0- 1	3- 0				
1- 1	0- 0	0- 0	NEUTRAL	0- 1	0- 0	1- 0				

RPI 1-25				RPI 26-50				RPI 51-100				RPI 101+ Team's RPI: 195			
RPI	S	Opponent	Score	RPI	S	Opponent	Score	RPI	S	Opponent	Score	RPI	S	Opponent	Score
21	H	Duquesne	44 65	34	A	St. Bonaventure	43 66	54	A	Saint Louis	48 73	106	A	Virginia	51 71
				35	H	James Madison	47 73	69	A	VCU	42 53	113	A	Saint Joseph's	53 64
				39	A	George Washington	53 55	69	H	VCU	62 50	113	H	Saint Joseph's	57 59
				39	H	George Washington	47 62	69	N	VCU	42 62	140	A	Wake Forest	33 43
								81	H	Dayton	48 60	150	H	Old Dominion	62 57
								92	N	Marquette	80 98	159	H	Fordham	52 48
												170	A	George Mason	57 50
												178	H	Eastern Ky.	81 62
												184	H	Davidson	59 67
												184	N	Davidson	70 51
												201	H	William & Mary	56 50
												207	H	Rhode Island	50 57
												211	H	Furman	62 69
												216	A	Massachusetts	74 68
												261	A	Providence	57 50
												265	A	Appalachian St.	59 73
												270	H	UNCW	63 53
												279	A	La Salle	60 43
												297	N	Wichita St.	63 50
												326	N	Lafayette	54 46
LAST 12 Division I GAMES:															
				69	N	VCU	42 62	69	H	VCU	62 50				
				184	N	Davidson	70 51	184	H	Davidson	59 67				
				113	H	Saint Joseph's	57 59	39	H	George Washington	47 62				
				39	A	George Washington	53 55	54	A	Saint Louis	48 73				
				170	A	George Mason	57 50	34	A	St. Bonaventure	43 66				
				159	H	Fordham	52 48	21	H	Duquesne	44 65				

Non-Div I Games:

Richmond

 Loss,
 Non-Conf,
 S Site,
 H Home
 A Away
N Neutral

Through Games of March 17, 2010										
Average RPI Win: 286		WON-LOST	WINNING	LAST 10	STRENGTH OF	OPP. STRENGTH	TEAM	ADJ.	CONF.	ADJ CONF.
Average RPI Loss: 168		RECORD	PCT. RANK	GAMES	SCHEDULE	OF SCHEDULE	RPI	RPI	RPI	RPI
DIV. I ONLY		8- 22	290	4- 6	200	280	283	283	23	23
DIV. I NON-CONF.		3- 6	234	0- 0	83	317	204	204	22	22

TOTALS	RPI 1-25		RPI 26-50		W-L RECORDS		RPI 51-100		RPI 101-150	RPI 150+
8- 22	0- 0		0- 1		OVERALL		0- 4		0- 3	8- 14
4- 9	0- 0		0- 1		HOME		0- 1		0- 1	4- 6
4- 11	0- 0		0- 0		AWAY		0- 2		0- 2	4- 7
0- 2	0- 0		0- 0		NEUTRAL		0- 1		0- 0	0- 1
3- 6	0- 0		0- 1		NON-CONFERENCE		0- 2		0- 1	3- 2
2- 1	0- 0		0- 1		HOME		0- 0		0- 0	2- 0
1- 3	0- 0		0- 0		AWAY		0- 1		0- 1	1- 1
0- 2	0- 0		0- 0		NEUTRAL		0- 1		0- 0	0- 1
5- 16	0- 0		0- 0		CONFERENCE		0- 2		0- 2	5- 12
2- 8	0- 0		0- 0		HOME		0- 1		0- 1	2- 6
3- 8	0- 0		0- 0		AWAY		0- 1		0- 1	3- 6
0- 0	0- 0		0- 0		NEUTRAL		0- 0		0- 0	0- 0

[illegible]

Non-Div I Games:

Rider

■ Loss, ■ Non-Conf, S Site, H Home A Away N Neutral

Report Header				Through Games of March 17, 2010						
Average RPI Win:	283	WON-LOST	WINNING	LAST 10	STRENGTH OF	OPP. STRENGTH	TEAM	ADJ.	CONF.	ADJ CONF.
Average RPI Loss:	196	RECORD	PCT. RANK	GAMES	SCHEDULE	OF SCHEDULE	RPI	RPI	RPI	RPI
DIV. I ONLY	16- 12	134	6- 4	319	330	206	206	30	30	
DIV. I NON-CONF.	5- 5	160	0- 0	190	129	139	139	32	32	
TOTALS	RPI 1-25	RPI 26-50	W-L RECORDS	RPI 51-100	RPI 101-150	RPI 150+				
16- 12	0- 1	0- 0	OVERALL	0- 2	0- 2	16- 7				
9- 3	0- 0	0- 0	HOME	0- 0	0- 1	9- 2				
7- 9	0- 0	0- 0	AWAY	0- 0	0- 0	7- 0				
0- 0	0- 0	0- 0	NEUTRAL	0- 0	0- 0	0- 0				
5- 5	0- 1	0- 0	NON-CONFERENCE	0- 2	0- 2	5- 0				
2- 1	0- 0	0- 0	HOME	0- 0	0- 1	2- 0				
3- 4	0- 1	0- 0	AWAY	0- 2	0- 1	3- 0				
0- 0	0- 0	0- 0	NEUTRAL	0- 0	0- 0	0- 0				
11- 7	0- 0	0- 0	CONFERENCE	0- 0	0- 0	11- 7				
7- 2	0- 0	0- 0	HOME	0- 0	0- 0	7- 2				
4- 5	0- 0	0- 0	AWAY	0- 0	0- 0	4- 5				
0- 0	0- 0	0- 0	NEUTRAL	0- 0	0- 0	0- 0				

RPI 1-25					
RPI	S	Opponent	Score		
24	A	Florida	52	79	
RPI 26-50					
RPI	S	Opponent	Score		
RPI 51-100					
RPI	S	Opponent	Score		
59	A	Iowa	50	69	
76	A	Charlotte	73	94	
RPI 101+					
RPI	S	Opponent	Score		
129	A	Youngstown St.	46	55	
134	H	Northern Ky.	70	72	
163	H	Delaware	53	50	
199	A	Sacred Heart	52	62	
199	H	Sacred Heart	78	63	
228	A	Bryant	65	71	
228	H	Bryant	55	53	
252	H	Morgan St.	76	44	
256	A	Monmouth	60	47	
266	A	Saint Francis (PA)	54	62	
266	H	Saint Francis (PA)	57	43	
275	A	Central Conn. St.	39	48	
275	H	Central Conn. St.	72	55	
279	A	La Salle	76	45	
294	A	Ga. Southern	64	49	
314	A	Fairleigh Dickinson	52	60	
314	H	Fairleigh Dickinson	68	83	
318	A	Mt. St. Mary's	74	67	
318	H	Mt. St. Mary's	61	56	
328	A	LIU Brooklyn	52	49	
328	H	LIU Brooklyn	69	53	
337	A	St. Francis Brooklyn	62	53	
337	H	St. Francis Brooklyn	65	72	
345	A	Wagner	79	49	
345	H	Wagner	64	44	
Team's RPI: 206					
LAST 12 Division I GAMES:					
266	H	Saint Francis (PA)	57	43	
345	A	Wagner	79	49	
328	H	LIU Brooklyn	69	53	
337	H	St. Francis Brooklyn	65	72	
199	A	Sacred Heart	52	62	
314	A	Fairleigh Dickinson	52	60	
275	H	Central Conn. St.	72	55	
228	H	Bryant	55	53	
318	A	Mt. St. Mary's	74	67	
266	A	Saint Francis (PA)	54	62	
275	A	Central Conn. St.	39	48	
228	A	Bryant	65	71	

Non-Div I Games: West Va. Wesleyan 124 59

Robert Morris

Loss, Non-Conf, S Site, H Home A Away N Neutral

REGULAR SEASON				THROUGH GAMES OF MARCH 17, 2010						
Average RPI Win:	121	WON-LOST	WINNING	LAST 10	STRENGTH OF	OPP. STRENGTH	TEAM	ADJ.	CONF.	ADJ CONF.
Average RPI Loss:	36	RECORD	PCT. RANK	GAMES	SCHEDULE	OF SCHEDULE	RPI	RPI	RPI	RPI
DIV. I ONLY	18- 14	139	5- 5	13	15	52	52	5	5	
DIV. I NON-CONF.	9- 3	69	0- 0	26	10	17	17	4	4	
<hr/>										
TOTALS	RPI 1-25		RPI 26-50	W-L RECORDS		RPI 51-100	RPI 101-150	RPI 150+		
18- 14	1- 7		0- 2	OVERALL		6- 5	7- 0	4- 0		
11- 4	0- 3		0- 0	HOME		4- 1	4- 0	3- 0		
3- 9	0- 3		0- 2	AWAY		0- 4	2- 0	1- 0		
4- 1	1- 1		0- 0	NEUTRAL		2- 0	1- 0	0- 0		
9- 3	1- 1		0- 1	NON-CONFERENCE		2- 1	5- 0	1- 0		
5- 1	0- 0		0- 0	HOME		1- 1	3- 0	1- 0		
1- 2	0- 1		0- 1	AWAY		0- 0	1- 0	0- 0		
3- 0	1- 0		0- 0	NEUTRAL		1- 0	1- 0	0- 0		
9- 11	0- 6		0- 1	CONFERENCE		4- 4	2- 0	3- 0		
6- 3	0- 3		0- 0	HOME		3- 0	1- 0	2- 0		
2- 7	0- 2		0- 1	AWAY		0- 4	1- 0	1- 0		
1- 1	0- 1		0- 0	NEUTRAL		1- 0	0- 0	0- 0		

RPI	S	Opponent	Score	RPI	S	Opponent	Score	RPI	S	Opponent	Score	RPI	S	Opponent	Score
5	A	Ohio St.	78 90	33	A	Seton Hall	49 77	57	H	St. John's (NY)	62 69	104	H	Northwestern	61 59
5	H	Ohio St.	58 67	45	A	Indiana	48 64	59	A	Iowa	65 69	106	N	Virginia	60 48
5	N	Ohio St.	58 73					63	A	Purdue	68 74	113	A	Saint Joseph's	78 65
11	H	Maryland	59 73					65	H	Temple	61 51	116	H	Iona	58 33
15	A	Florida St.	43 65					73	H	Michigan	72 50	122	H	LSU	69 57
17	A	Michigan St.	48 59					77	A	Minnesota	72 85	130	A	Penn St.	74 62
17	H	Michigan St.	67 70					77	H	Minnesota	66 55	137	H	Arkansas	60 40
20	N	Green Bay	54 43					80	N	Tulane	75 51	176	A	Illinois	63 56
								98	A	Nebraska	54 65	176	H	Illinois	67 54
								98	H	Nebraska	66 56	194	H	Wisconsin	61 41
								98	N	Nebraska	66 63	291	H	Savannah St.	65 26
LAST 12 Division I GAMES:															
5	N	Ohio St.	58 73	176	A	Illinois	63 56								
98	N	Nebraska	66 63	104	H	Northwestern	61 59								
73	H	Michigan	72 50	130	A	Penn St.	74 62								
63	A	Purdue	68 74	77	A	Minnesota	72 85								
11	H	Maryland	59 73	98	H	Nebraska	66 56								
17	H	Michigan St.	67 70	45	A	Indiana	48 64								

Non-Div I Games:

Rutgers

■ Loss,
■ Non-Conf,
■ S Site,
■ H Home
■ A Away
N Neutral

SFA										
Average RPI Win:	246	WON-LOST	WINNING	LAST 10	STRENGTH OF	OPP. STRENGTH	TEAM	ADJ.	CONF.	ADJ CONF.
Average RPI Loss:	177	RECORD	PCT. RANK	GAMES	SCHEDULE	OF SCHEDULE	RPI	RPI	RPI	RPI
DIV. I ONLY	14- 11	141	9- 1	285	263	204	204	26	26	
DIV. I NON-CONF.	3- 5	218	0- 0	151	207	213	213	26	26	

TOTALS	RPI 1-25	RPI 26-50	W-L RECORDS	RPI 51-100	RPI 101-150	RPI 150+				
14- 11	0- 0	0- 0	OVERALL	0- 1	2- 5	12- 5				
7- 4	0- 0	0- 0	HOME	0- 1	1- 2	6- 1				
5- 5	0- 0	0- 0	AWAY	0- 0	0- 1	5- 3				
2- 2	0- 0	0- 0	NEUTRAL	0- 0	1- 1	1- 1				
3- 5	0- 0	0- 0	NON-CONFERENCE	0- 0	1- 3	2- 2				
1- 1	0- 0	0- 0	HOME	0- 0	0- 1	1- 0				
0- 2	0- 0	0- 0	AWAY	0- 0	0- 1	0- 1				
2- 2	0- 0	0- 0	NEUTRAL	0- 0	1- 1	1- 1				
11- 6	0- 0	0- 0	CONFERENCE	0- 1	1- 2	10- 3				
6- 3	0- 0	0- 0	HOME	0- 1	1- 1	5- 1				
5- 3	0- 0	0- 0	AWAY	0- 0	0- 1	5- 2				
0- 0	0- 0	0- 0	NEUTRAL	0- 0	0- 0	0- 0				

RPI 1-25				RPI 26-50				RPI 51-100				RPI 101+ Team's RPI: 204			
RPI	S	Opponent	Score	RPI	S	Opponent	Score	RPI	S	Opponent	Score	RPI	S	Opponent	Score
								74	H	Abilene Christian	70 85	101	A	TCU	55 88
												108	H	Central Ark.	53 55
												114	N	IUPUI	55 62
												117	A	Northwestern St.	51 72
												117	H	Northwestern St.	68 52
												139	H	UT Arlington	63 67
												145	N	SIUE	82 74
												152	H	McNeese St.	80 55
												181	N	Weber St.	46 56
												183	A	Louisiana Tech	44 76
												213	N	Indiana St.	71 62
												224	H	Sam Houston St.	70 63
												225	H	Rice	59 45
												243	A	Houston Baptist	64 50
												243	H	Houston Baptist	66 54
												288	A	Lamar	79 77
												288	H	Lamar	60 64
												303	A	Nicholls St.	89 67
												312	A	Southeastern La.	56 65
												317	A	A&M-Corpus Christi	71 66
												317	H	A&M-Corpus Christi	72 59
												329	A	Incarnate Word	82 66
												329	H	Incarnate Word	74 62
												332	A	New Orleans	57 58

LAST 12 Division I GAMES:															
				117	A	Northwestern St.	51 72	329	H	Incarnate Word	74 62				
				243	H	Houston Baptist	66 54	243	A	Houston Baptist	64 50				
				329	A	Incarnate Word	82 66	117	H	Northwestern St.	68 52				
				303	A	Nicholls St.	89 67	317	A	A&M-Corpus Christi	71 66				
				288	A	Lamar	79 77	224	H	Sam Houston St.	70 63				
				317	H	A&M-Corpus Christi	72 59	288	H	Lamar	60 64				

Non-Div I Games: Texas-Tyler 91 69 Tex. A&M-Commerce 75 65 LSU-Shreveport 94 39

SFA

Loss, Non-Conf, S Site, H Home A Away N Neutral

S
I
U
E

SIUE				Through Games Of March 4, 2016						
Average RPI Win:	249	WON-LOST	WINNING	LAST 10	STRENGTH OF	OPP. STRENGTH	TEAM	ADJ.	CONF.	ADJ CONF.
Average RPI Loss:	145	RECORD	PCT. RANK	GAMES	SCHEDULE	OF SCHEDULE	RPI	RPI	RPI	RPI
DIV. I ONLY	18- 13	130	6- 4	210	256	145	145	24	24	
DIV. I NON-CONF.	5- 8	209	0- 0	129	253	179	179	24	24	

TOTALS	RPI 1-25	RPI 26-50	W-L RECORDS	RPI 51-100	RPI 101-150	RPI 150+				
18- 13	0- 1	0- 1	OVERALL	2- 2	0- 4	16- 5				
9- 3	0- 0	0- 0	HOME	2- 0	0- 2	7- 1				
8- 8	0- 1	0- 1	AWAY	0- 1	0- 2	8- 3				
1- 2	0- 0	0- 0	NEUTRAL	0- 1	0- 0	1- 1				
5- 8	0- 1	0- 1	NON-CONFERENCE	1- 1	0- 2	4- 3				
3- 1	0- 0	0- 0	HOME	1- 0	0- 1	2- 0				
2- 6	0- 1	0- 1	AWAY	0- 1	0- 1	2- 2				
0- 1	0- 0	0- 0	NEUTRAL	0- 0	0- 0	0- 1				
13- 5	0- 0	0- 0	CONFERENCE	1- 1	0- 2	12- 2				
6- 2	0- 0	0- 0	HOME	1- 0	0- 1	5- 1				
6- 2	0- 0	0- 0	AWAY	0- 0	0- 1	6- 1				
1- 1	0- 0	0- 0	NEUTRAL	0- 1	0- 0	1- 0				

S
I
U
E

RPI 1-25				RPI 26-50				RPI 51-100				RPI 101+ Team's RPI: 145			
RPI	S	Opponent	Score	RPI	S	Opponent	Score	RPI	S	Opponent	Score	RPI	S	Opponent	Score
23	A	Oklahoma St.	61 86	44	A	Missouri	46 75	54	H	Saint Louis	71 64	103	A	UT Martin	50 86
								75	A	Central Mich.	65 78	103	H	UT Martin	79 85
								86	H	Belmont	73 60	114	H	IUPUI	67 85
								86	N	Belmont	68 92	133	A	Southern Ill.	57 71
												178	H	Eastern Ky.	89 74
												204	N	SFA	74 82
												221	A	Western Ill.	74 78
												232	A	Southeast Mo. St.	89 75
												232	H	Southeast Mo. St.	80 73
												232	N	Southeast Mo. St.	80 76
												249	H	Northern Ill.	93 67
												254	A	Valparaiso	56 69
												257	A	Tennessee St.	61 73
												259	H	Omaha	90 86
												262	A	Murray St.	64 61
												262	H	Murray St.	76 79
												269	A	Austin Peay	72 61
												269	H	Austin Peay	94 75
												278	A	Tennessee Tech	83 68
												295	A	Jacksonville St.	62 57
												299	A	UMKC	63 58
												305	H	Morehead St.	90 81
												313	A	Illinois St.	65 57
												338	A	Eastern Ill.	66 56
												338	H	Eastern Ill.	87 75

LAST 12 Division I GAMES:															
				86	N	Belmont	68 92	262	H	Murray St.	76 79				
				232	N	Southeast Mo. St.	80 76	103	H	UT Martin	79 85				
				338	A	Eastern Ill.	66 56	338	H	Eastern Ill.	87 75				
				232	A	Southeast Mo. St.	89 75	269	A	Austin Peay	72 61				
				103	A	UT Martin	50 86	262	A	Murray St.	64 61				
				269	H	Austin Peay	94 75	232	H	Southeast Mo. St.	80 73				

Non-Div I Games:

SIUE

Average RPI Win:	197	WON-LOST	WINNING	LAST 10	STRENGTH OF	OPP. STRENGTH	TEAM	ADJ.	CONF.	ADJ CONF.
Average RPI Loss:	103	RECORD	PCT. RANK	GAMES	SCHEDULE	OF SCHEDULE	RPI	RPI	RPI	RPI
DIV. I ONLY	13- 17	214	4- 6	141	72	187	187	9	9	
DIV. I NON-CONF.	5- 6	180	0- 0	146	34	194	194	7	7	
TOTALS	RPI 1-25	RPI 26-50	W-L RECORDS	RPI 51-100	RPI 101-150	RPI 150+				
13- 17	0- 6	0- 1	OVERALL	1- 3	3- 1	9- 6				
8- 7	0- 3	0- 0	HOME	1- 1	2- 1	5- 2				
2- 9	0- 3	0- 0	AWAY	0- 2	0- 0	2- 4				
3- 1	0- 0	0- 1	NEUTRAL	0- 0	1- 0	2- 0				
5- 6	0- 2	0- 1	NON-CONFERENCE	0- 0	2- 1	3- 2				
3- 3	0- 1	0- 0	HOME	0- 0	1- 1	2- 1				
0- 2	0- 1	0- 0	AWAY	0- 0	0- 0	0- 1				
2- 1	0- 0	0- 1	NEUTRAL	0- 0	1- 0	1- 0				
8- 11	0- 4	0- 0	CONFERENCE	1- 3	1- 0	6- 4				
5- 4	0- 2	0- 0	HOME	1- 1	1- 0	3- 1				
2- 7	0- 2	0- 0	AWAY	0- 2	0- 0	2- 3				
1- 0	0- 0	0- 0	NEUTRAL	0- 0	0- 0	1- 0				

RPI	S	Opponent	Score	RPI	S	Opponent	Score	RPI	S	Opponent	Score	RPI	S	Opponent	Score	Team's RPI: 187
3	A	UConn	41 88	27	N	Mississippi St.	70 72	65	A	Temple	35 55	101	H	TCU	79 89	
3	H	UConn	37 90					65	H	Temple	69 67	102	H	Memphis	58 49	
10	H	Arizona St.	57 64					80	A	Tulane	64 76	117	H	Northwestern St.	74 36	
18	A	Texas A&M	55 67					80	H	Tulane	42 54	120	N	Arizona	58 46	
25	A	South Fla.	56 83									153	A	East Carolina	61 78	
25	H	South Fla.	48 66									153	H	East Carolina	74 67	
												172	H	New Mexico	58 63	
												180	A	Tulsa	54 56	
												180	H	Tulsa	62 45	
												189	N	Gardner-Webb	69 61	
												217	H	Kansas	73 64	
												236	A	Cincinnati	73 55	
												239	A	North Texas	57 60	
												277	A	UCF	54 66	
												277	H	UCF	65 50	
												277	N	UCF	83 74	
												285	A	Houston	50 48	
												285	H	Houston	54 63	
												343	H	Cal St. Fullerton	74 53	
LAST 12 Division I GAMES:																
277	N	UCF	83 74	80	A	Tulane	64 76									
153	A	East Carolina	61 78	153	H	East Carolina	74 67									
285	H	Houston	54 63	277	H	UCF	65 50									
3	A	UConn	41 88	65	A	Temple	35 55									
277	A	UCF	54 66	25	H	South Fla.	48 66									
180	H	Tulsa	62 45	236	A	Cincinnati	73 55									

Non-Div I Games:

SMU

■ Loss,
 ■ Non-Conf,
 ■ S Site,
 ■ Home
 ■ A Away
 N Neutral

Sacramento St.

Through Games Of March 4, 2016

Average RPI Win:	241	WON-LOST	WINNING	LAST 10	STRENGTH OF	OPP. STRENGTH	TEAM	ADJ.	CONF.	ADJ CONF.
Average RPI Loss:	125	RECORD	PCT. RANK	GAMES	SCHEDULE	OF SCHEDULE	RPI	RPI	RPI	RPI
DIV. I ONLY	13- 16	202	6- 4	110	248	169	169	19	19	
DIV. I NON-CONF.	3- 8	258	0- 0	86	130	201	201	23	23	
TOTALS	RPI 1-25	RPI 26-50	W-L RECORDS	RPI 51-100	RPI 101-150	RPI 150+				
13- 16	0- 1	0- 1	OVERALL	0- 4	0- 5	13- 5				
6- 7	0- 1	0- 0	HOME	0- 2	0- 3	6- 1				
7- 8	0- 0	0- 0	AWAY	0- 2	0- 2	7- 4				
0- 1	0- 0	0- 1	NEUTRAL	0- 0	0- 0	0- 0				
3- 8	0- 1	0- 1	NON-CONFERENCE	0- 3	0- 1	3- 2				
1- 3	0- 1	0- 0	HOME	0- 1	0- 1	1- 0				
2- 4	0- 0	0- 0	AWAY	0- 2	0- 0	2- 2				
0- 1	0- 0	0- 1	NEUTRAL	0- 0	0- 0	0- 0				
10- 8	0- 0	0- 0	CONFERENCE	0- 1	0- 4	10- 3				
5- 4	0- 0	0- 0	HOME	0- 1	0- 2	5- 1				
5- 4	0- 0	0- 0	AWAY	0- 0	0- 2	5- 2				
0- 0	0- 0	0- 0	NEUTRAL	0- 0	0- 0	0- 0				

RPI 1-25				RPI 26-50				RPI 51-100				RPI 101+ Team's RPI: 169			
RPI	S	Opponent	Score	RPI	S	Opponent	Score	RPI	S	Opponent	Score	RPI	S	Opponent	Score
8	H	UCLA	76 109	46	N	Villanova	54 78	79	A	California	99 117	124	H	Hawaii	72 74
								89	H	San Francisco	94 95	136	A	Idaho	60 107
								96	A	New Mexico St.	77 80	136	H	Idaho	88 98
								100	H	North Dakota	79 86	148	A	Montana St.	99 116
												148	H	Montana St.	79 80
												164	A	Montana	83 90
												164	H	Montana	83 75
												172	A	New Mexico	71 84
												179	H	Northern Colo.	83 72
												181	A	Weber St.	66 77
												181	H	Weber St.	87 64
												182	A	Eastern Wash.	94 91
												182	H	Eastern Wash.	83 100
												185	A	UC Davis	92 77
												190	A	Cal Poly	72 97
												200	A	Idaho St.	68 59
												200	H	Idaho St.	83 62
												223	A	Utah St.	95 86
												308	A	Northern Ariz.	111 79
												323	A	Portland St.	126 78
												323	H	Portland St.	132 91
												333	A	Southern Utah	82 72
												336	H	UC Irvine	126 78
LAST 12 Division I GAMES:															
308	A	Northern Ariz.	111 79	200	H	Idaho St.	83 62								
333	A	Southern Utah	82 72	181	H	Weber St.	87 64								
100	H	North Dakota	79 86	148	A	Montana St.	99 116								
179	H	Northern Colo.	83 72	164	A	Montana	83 90								
136	A	Idaho	60 107	182	H	Eastern Wash.	83 100								
182	A	Eastern Wash.	94 91	136	H	Idaho	88 98								

Non-Div I Games:

Sacramento St.

■ Loss,
 ■ Non-Conf,
 ■ S Site,
 ■ H Home
 ■ A Away
 N Neutral

Sacred Heart

Through Games Of March 4, 2016

Average RPI Win:	295	WON-LOST	WINNING	LAST 10	STRENGTH OF	OPP. STRENGTH	TEAM	ADJ.	CONF.	ADJ CONF.
Average RPI Loss:	169	RECORD	PCT. RANK	GAMES	SCHEDULE	OF SCHEDULE	RPI	RPI	RPI	RPI
DIV. I ONLY	18- 11	103	9- 1	317	331	199	199	30	30	
DIV. I NON-CONF.	2- 9	296	0- 0	240	166	306	306	32	32	
TOTALS	RPI 1-25	RPI 26-50	W-L RECORDS	RPI 51-100	RPI 101-150	RPI 150+				
18- 11	0- 0	0- 0	OVERALL	0- 2	0- 3	18- 6				
9- 4	0- 0	0- 0	HOME	0- 0	0- 1	9- 3				
8- 6	0- 0	0- 0	AWAY	0- 2	0- 1	8- 3				
1- 1	0- 0	0- 0	NEUTRAL	0- 0	0- 1	1- 0				
2- 9	0- 0	0- 0	NON-CONFERENCE	0- 2	0- 3	2- 4				
1- 3	0- 0	0- 0	HOME	0- 0	0- 1	1- 2				
0- 5	0- 0	0- 0	AWAY	0- 2	0- 1	0- 2				
1- 1	0- 0	0- 0	NEUTRAL	0- 0	0- 1	1- 0				
16- 2	0- 0	0- 0	CONFERENCE	0- 0	0- 0	16- 2				
8- 1	0- 0	0- 0	HOME	0- 0	0- 0	8- 1				
8- 1	0- 0	0- 0	AWAY	0- 0	0- 0	8- 1				
0- 0	0- 0	0- 0	NEUTRAL	0- 0	0- 0	0- 0				

RPI S	Opponent	Score	RPI S	Opponent	Score	RPI S	Opponent	Score	RPI S	Opponent	Score	Team's RPI: 199
						57	A St. John's (NY)	54 67	127	H Buffalo	53 66	
						65	A Temple	62 92	130	A Penn St.	46 83	
									132	N La.-Lafayette	58 60	
									186	A Fairfield	50 61	
									206	A Robert Morris	63 78	
									206	H Robert Morris	62 52	
									210	H Hartford	67 68	
									228	A Bryant	64 60	
									228	H Bryant	59 61	
									230	H Binghamton	69 60	
									237	H New Hampshire	69 81	
									266	A Saint Francis (PA)	81 77	
									266	H Saint Francis (PA)	80 67	
									275	A Central Conn. St.	61 57	
									275	H Central Conn. St.	79 69	
									280	A Vermont	51 53	
									282	N Coastal Caro.	71 62	
									314	A Fairleigh Dickinson	80 65	
									314	H Fairleigh Dickinson	72 61	
									318	A Mt. St. Mary's	60 52	
									318	H Mt. St. Mary's	61 58	
									328	A LIU Brooklyn	62 53	
									328	H LIU Brooklyn	71 47	
									337	A St. Francis Brooklyn	68 51	
									337	H St. Francis Brooklyn	63 55	
									345	A Wagner	77 73	
LAST 12 Division I GAMES:												
			318	A Mt. St. Mary's	60 52		328	H LIU Brooklyn	71 47			
			266	H Saint Francis (PA)	80 67		337	H St. Francis Brooklyn	63 55			
			228	A Bryant	64 60		328	A LIU Brooklyn	62 53			
			314	A Fairleigh Dickinson	80 65		228	H Bryant	59 61			
			206	H Robert Morris	62 52		318	H Mt. St. Mary's	61 58			
			275	H Central Conn. St.	79 69		345	A Wagner	77 73			

Non-Div I Games:

Sacred Heart

■ Loss,
 ■ Non-Conf,
 ■ S Site,
 ■ Home
 ■ A Away
 N Neutral

RPI	S	Opponent	Score
345	H	Wagner	73 62

Sacred Heart

Saint Francis (PA)

Through Games Of March 4, 2016

Average RPI Win:	307	WON-LOST	WINNING	LAST 10	STRENGTH OF	OPP. STRENGTH	TEAM	ADJ.	CONF.	ADJ CONF.
Average RPI Loss:	192	RECORD	PCT. RANK	GAMES	SCHEDULE	OF SCHEDULE	RPI	RPI	RPI	RPI
DIV. I ONLY	12- 16	218	6- 4	297	335	266	266	30	30	
DIV. I NON-CONF.	1- 9	325	0- 0	181	151	310	310	32	32	
TOTALS	RPI 1-25	RPI 26-50	W-L RECORDS	RPI 51-100	RPI 101-150	RPI 150+				
12- 16	0- 1	0- 1	OVERALL	0- 0	0- 2	12- 12				
8- 3	0- 0	0- 0	HOME	0- 0	0- 1	8- 2				
4- 12	0- 1	0- 1	AWAY	0- 0	0- 1	4- 9				
0- 1	0- 0	0- 0	NEUTRAL	0- 0	0- 0	0- 1				
1- 9	0- 1	0- 1	NON-CONFERENCE	0- 0	0- 2	1- 5				
1- 1	0- 0	0- 0	HOME	0- 0	0- 1	1- 0				
0- 7	0- 1	0- 1	AWAY	0- 0	0- 1	0- 4				
0- 1	0- 0	0- 0	NEUTRAL	0- 0	0- 0	0- 1				
11- 7	0- 0	0- 0	CONFERENCE	0- 0	0- 0	11- 7				
7- 2	0- 0	0- 0	HOME	0- 0	0- 0	7- 2				
4- 5	0- 0	0- 0	AWAY	0- 0	0- 0	4- 5				
0- 0	0- 0	0- 0	NEUTRAL	0- 0	0- 0	0- 0				

RPI 1-25				RPI 26-50				RPI 51-100				RPI 101+ Team's RPI: 266			
RPI	S	Opponent	Score	RPI	S	Opponent	Score	RPI	S	Opponent	Score	RPI	S	Opponent	Score
24	A	Florida	65 122	41	A	Ohio	65 91					126	H	Pittsburgh	59 74
												141	A	Marshall	73 81
												167	A	Cornell	69 75
												178	N	Eastern Ky.	82 88
												199	A	Sacred Heart	67 80
												199	H	Sacred Heart	77 81
												206	A	Robert Morris	43 57
												206	H	Robert Morris	62 54
												222	A	Canisius	52 77
												228	A	Bryant	72 84
												228	H	Bryant	85 72
												236	A	Cincinnati	86 93
												240	A	Columbia	78 82
												275	A	Central Conn. St.	51 66
												275	H	Central Conn. St.	59 79
												282	H	Coastal Caro.	106 74
												314	A	Fairleigh Dickinson	72 73
												314	H	Fairleigh Dickinson	87 67
												318	A	Mt. St. Mary's	73 64
												318	H	Mt. St. Mary's	87 57
												328	A	LIU Brooklyn	84 75
												328	H	LIU Brooklyn	72 64
												337	A	St. Francis Brooklyn	83 76
												337	H	St. Francis Brooklyn	85 68
												345	A	Wagner	87 74
												345	H	Wagner	93 78
LAST 12 Division I GAMES:															
				206	A	Robert Morris	43 57					228	H	Bryant	85 72
				199	A	Sacred Heart	67 80					275	H	Central Conn. St.	59 79
				337	H	St. Francis Brooklyn	85 68					314	A	Fairleigh Dickinson	72 73
				328	H	LIU Brooklyn	72 64					206	H	Robert Morris	62 54
				345	A	Wagner	87 74					228	A	Bryant	72 84
				318	A	Mt. St. Mary's	73 64					275	A	Central Conn. St.	51 66

Non-Div I Games: Pitt.-Johnstown 82 78

Saint Francis (PA)

■ Loss,
 ■ Non-Conf,
 ■ S Site,
 ■ Home
 ■ A Away
 N Neutral

Saint Joseph's

Through Games Of March 4, 2016

Average RPI Win:	154	WON-LOST	WINNING	LAST 10	STRENGTH OF	OPP. STRENGTH	TEAM	ADJ.	CONF.	ADJ CONF.
Average RPI Loss:	91	RECORD	PCT. RANK	GAMES	SCHEDULE	OF SCHEDULE	RPI	RPI	RPI	RPI
DIV. I ONLY	14- 15	176	5- 5	41	87	113	113	7	7	
DIV. I NON-CONF.	6- 6	160	0- 0	3	48	56	56	8	8	
TOTALS	RPI 1-25	RPI 26-50	W-L RECORDS	RPI 51-100	RPI 101-150	RPI 150+				
14- 15	0- 2	1- 4	OVERALL	4- 4	0- 1	9- 4				
9- 7	0- 1	1- 2	HOME	2- 3	0- 1	6- 0				
5- 7	0- 1	0- 2	AWAY	2- 1	0- 0	3- 3				
0- 1	0- 0	0- 0	NEUTRAL	0- 0	0- 0	0- 1				
6- 6	0- 1	1- 2	NON-CONFERENCE	3- 2	0- 1	2- 0				
4- 4	0- 1	1- 1	HOME	2- 1	0- 1	1- 0				
2- 2	0- 0	0- 1	AWAY	1- 1	0- 0	1- 0				
0- 0	0- 0	0- 0	NEUTRAL	0- 0	0- 0	0- 0				
8- 9	0- 1	0- 2	CONFERENCE	1- 2	0- 0	7- 4				
5- 3	0- 0	0- 1	HOME	0- 2	0- 0	5- 0				
3- 5	0- 1	0- 1	AWAY	1- 0	0- 0	2- 3				
0- 1	0- 0	0- 0	NEUTRAL	0- 0	0- 0	0- 1				

RPI 1-25				RPI 26-50				RPI 51-100				RPI 101+ Team's RPI: 113			
RPI	S	Opponent	Score	RPI	S	Opponent	Score	RPI	S	Opponent	Score	RPI	S	Opponent	Score
1	H	Notre Dame	55 91	33	H	Seton Hall	54 66	52	H	Rutgers	65 78	116	H	Iona	75 81
21	A	Duquesne	59 73	34	A	St. Bonaventure	51 65	54	H	Saint Louis	66 77	159	A	Fordham	40 47
				37	H	Penn	50 46	65	A	Temple	70 67	159	H	Fordham	61 51
				39	H	George Washington	45 70	66	A	Hofstra	62 75	170	A	George Mason	41 55
				46	A	Villanova	49 55	69	A	VCU	66 63	174	H	UMBC	104 45
								75	H	Central Mich.	76 66	184	H	Davidson	87 54
								78	H	Drexel	53 46	195	A	Richmond	59 57
								81	H	Dayton	61 71	195	H	Richmond	64 53
												207	H	Rhode Island	74 63
												207	N	Rhode Island	76 81
												216	A	Massachusetts	62 58
												220	A	Lehigh	63 62
												279	A	La Salle	70 75
												279	H	La Salle	64 55
LAST 12 Division I GAMES:															
				207	N	Rhode Island	76 81	159	H	Fordham	61 51				
				195	A	Richmond	59 57	170	A	George Mason	41 55				
				184	H	Davidson	87 54	279	H	La Salle	64 55				
				207	H	Rhode Island	74 63	34	A	St. Bonaventure	51 65				
				279	A	La Salle	70 75	81	H	Dayton	61 71				
				21	A	Duquesne	59 73	54	H	Saint Louis	66 77				

Non-Div I Games:

Saint Joseph's

■ Loss,
 ■ Non-Conf,
 ■ S Site,
 ■ H Home
 ■ A Away
 N Neutral

Saint Louis

Through Games Of March 4, 2016

Average RPI Win:	185	WON-LOST	WINNING	LAST 10	STRENGTH OF	OPP. STRENGTH	TEAM	ADJ.	CONF.	ADJ CONF.
Average RPI Loss:	89	RECORD	PCT. RANK	GAMES	SCHEDULE	OF SCHEDULE	RPI	RPI	RPI	RPI
DIV. I ONLY	23- 6	33	8- 2	175	108	54	54	7	7	
DIV. I NON-CONF.	9- 3	69	0- 0	248	273	97	97	8	8	
TOTALS	RPI 1-25	RPI 26-50	W-L RECORDS	RPI 51-100	RPI 101-150	RPI 150+				
23- 6	1- 0	0- 2	OVERALL	3- 2	3- 1	16- 1				
11- 1	1- 0	0- 0	HOME	1- 0	0- 0	9- 1				
10- 5	0- 0	0- 2	AWAY	2- 2	3- 1	5- 0				
2- 0	0- 0	0- 0	NEUTRAL	0- 0	0- 0	2- 0				
9- 3	0- 0	0- 0	NON-CONFERENCE	0- 2	2- 1	7- 0				
4- 0	0- 0	0- 0	HOME	0- 0	0- 0	4- 0				
4- 3	0- 0	0- 0	AWAY	0- 2	2- 1	2- 0				
1- 0	0- 0	0- 0	NEUTRAL	0- 0	0- 0	1- 0				
14- 3	1- 0	0- 2	CONFERENCE	3- 0	1- 0	9- 1				
7- 1	1- 0	0- 0	HOME	1- 0	0- 0	5- 1				
6- 2	0- 0	0- 2	AWAY	2- 0	1- 0	3- 0				
1- 0	0- 0	0- 0	NEUTRAL	0- 0	0- 0	1- 0				

RPI 1-25				RPI 26-50				RPI 51-100 Team's RPI: 54				RPI 101+			
RPI	S	Opponent	Score	RPI	S	Opponent	Score	RPI	S	Opponent	Score	RPI	S	Opponent	Score
21	H	Duquesne	84 81	34	A	St. Bonaventure	59 80	64	A	Ball St.	70 79	102	A	Memphis	63 57
				39	A	George Washington	80 89	69	A	VCU	77 72	111	A	Mercer	68 60
								80	A	Tulane	58 66	113	A	Saint Joseph's	77 66
								81	A	Dayton	55 52	145	A	SIUE	64 71
								81	H	Dayton	70 56	159	A	Fordham	51 49
												170	A	George Mason	61 50
												170	H	George Mason	63 73
												180	H	Tulsa	82 73
												184	A	Davidson	79 50
												184	H	Davidson	88 51
												195	H	Richmond	73 48
												207	H	Rhode Island	77 60
												207	N	Rhode Island	70 59
												213	A	Indiana St.	62 52
												216	H	Massachusetts	69 49
												232	H	Southeast Mo. St.	67 52
												272	N	Cleveland St.	76 65
												279	H	La Salle	79 70
												302	H	Bradley	75 58
												338	H	Eastern Ill.	78 47
												346	A	Alabama A&M	91 60
LAST 12 Division I GAMES:															
				207	N	Rhode Island	70 59	34	A	St. Bonaventure	59 80				
				207	H	Rhode Island	77 60	195	H	Richmond	73 48				
				81	A	Dayton	55 52	39	A	George Washington	80 89				
				159	A	Fordham	51 49	170	A	George Mason	61 50				
				21	H	Duquesne	84 81	279	H	La Salle	79 70				
				184	H	Davidson	88 51	113	A	Saint Joseph's	77 66				

Non-Div I Games: Mo.-St. Louis 67 31

Saint Louis

■ Loss,
 ■ Non-Conf,
 ■ S Site,
 ■ Home
 ■ A Away
 N Neutral

Saint Peter's

Through Games Of March 4, 2016

Average RPI Win:	247	WON-LOST	WINNING	LAST 10	STRENGTH OF	OPP. STRENGTH	TEAM	ADJ.	CONF.	ADJ CONF.
Average RPI Loss:	203	RECORD	PCT. RANK	GAMES	SCHEDULE	OF SCHEDULE	RPI	RPI	RPI	RPI
DIV. I ONLY	4- 26	335	0- 10	242	294	339	339	23	23	
DIV. I NON-CONF.	2- 7	280	0- 0	192	337	304	304	22	22	
TOTALS	RPI 1-25	RPI 26-50	W-L RECORDS	RPI 51-100	RPI 101-150	RPI 150+				
4- 26	0- 1	0- 1	OVERALL	0- 2	0- 2	4- 20				
4- 11	0- 1	0- 0	HOME	0- 1	0- 1	4- 8				
0- 14	0- 0	0- 0	AWAY	0- 1	0- 0	0- 0				
0- 1	0- 0	0- 0	NEUTRAL	0- 0	0- 0	0- 1				
2- 7	0- 1	0- 1	NON-CONFERENCE	0- 0	0- 0	2- 5				
2- 3	0- 1	0- 0	HOME	0- 0	0- 0	2- 2				
0- 4	0- 0	0- 1	AWAY	0- 0	0- 0	0- 3				
0- 0	0- 0	0- 0	NEUTRAL	0- 0	0- 0	0- 0				
2- 19	0- 0	0- 0	CONFERENCE	0- 2	0- 2	2- 15				
2- 8	0- 0	0- 0	HOME	0- 1	0- 1	2- 6				
0- 10	0- 0	0- 0	AWAY	0- 1	0- 1	0- 8				
0- 1	0- 0	0- 0	NEUTRAL	0- 0	0- 0	0- 1				

RPI 1-25				RPI 26-50				RPI 51-100				RPI 101+ Team's RPI: 339			
RPI	S	Opponent	Score	RPI	S	Opponent	Score	RPI	S	Opponent	Score	RPI	S	Opponent	Score
21	H	Duquesne	38 63	33	A	Seton Hall	65 81	83	A	Quinnipiac	49 66	116	A	Iona	50 64
								83	H	Quinnipiac	53 65	116	H	Iona	51 65
												161	H	Stony Brook	35 69
												168	A	Marist	46 69
												168	H	Marist	55 74
												186	A	Fairfield	49 76
												186	H	Fairfield	56 46
												208	H	Brown	79 67
												220	A	Lehigh	42 74
												222	A	Canisius	42 54
												222	H	Canisius	53 60
												233	A	Siena	58 59
												233	H	Siena	55 64
												234	H	Navy	39 50
												242	A	Manhattan	47 64
												242	H	Manhattan	43 60
												242	N	Manhattan	43 60
												256	A	Monmouth	52 71
												256	H	Monmouth	67 62
												283	A	Rider	48 57
												283	H	Rider	67 68
												289	A	Niagara	46 51
												289	H	Niagara	48 52
												314	A	Fairleigh Dickinson	52 73
												326	A	Lafayette	69 72
												337	H	St. Francis Brooklyn	44 40
LAST 12 Division I GAMES:															
242	N	Manhattan	43 60	186	A	Fairfield	49 76								
256	A	Monmouth	52 71	283	H	Rider	67 68								
242	H	Manhattan	43 60	168	H	Marist	55 74								
116	A	Iona	50 64	83	A	Quinnipiac	49 66								
283	A	Rider	48 57	233	H	Siena	55 64								
83	H	Quinnipiac	53 65	168	A	Marist	46 69								

Non-Div I Games:

Saint Peter's

■ Loss,
 ■ Non-Conf,
 ■ S Site,
 ■ Home
 ■ A Away
 N Neutral

Sam Houston St.

Through Games Of March 4, 2016

Average RPI Win:	298	WON-LOST	WINNING	LAST 10	STRENGTH OF	OPP. STRENGTH	TEAM	ADJ.	CONF.	ADJ CONF.
Average RPI Loss:	139	RECORD	PCT. RANK	GAMES	SCHEDULE	OF SCHEDULE	RPI	RPI	RPI	RPI
DIV. I ONLY	9- 16	253	4- 6	161	254	224	224	26	26	
DIV. I NON-CONF.	2- 6	272	0- 0	94	50	168	168	26	26	
TOTALS	RPI 1-25	RPI 26-50	W-L RECORDS	RPI 51-100	RPI 101-150	RPI 150+				
9- 16	0- 2	0- 1	OVERALL	0- 2	0- 5	9- 6				
5- 4	0- 0	0- 0	HOME	0- 1	0- 1	5- 2				
4- 11	0- 1	0- 1	AWAY	0- 1	0- 4	4- 4				
0- 1	0- 1	0- 0	NEUTRAL	0- 0	0- 0	0- 0				
2- 6	0- 2	0- 1	NON-CONFERENCE	0- 0	0- 2	2- 1				
0- 1	0- 0	0- 0	HOME	0- 0	0- 0	0- 1				
2- 4	0- 1	0- 1	AWAY	0- 0	0- 2	2- 0				
0- 1	0- 1	0- 0	NEUTRAL	0- 0	0- 0	0- 0				
7- 10	0- 0	0- 0	CONFERENCE	0- 2	0- 3	7- 5				
5- 3	0- 0	0- 0	HOME	0- 1	0- 1	5- 1				
2- 7	0- 0	0- 0	AWAY	0- 1	0- 2	2- 4				
0- 0	0- 0	0- 0	NEUTRAL	0- 0	0- 0	0- 0				

RPI 1-25				RPI 26-50				RPI 51-100				RPI 101+ Team's RPI: 224			
RPI	S	Opponent	Score	RPI	S	Opponent	Score	RPI	S	Opponent	Score	RPI	S	Opponent	Score
6	A	Texas	49 83	42	A	Kansas St.	50 78	74	A	Abilene Christian	55 67	101	A	TCU	59 85
15	N	Florida St.	37 94					74	H	Abilene Christian	76 87	108	A	Central Ark.	53 72
												108	H	Central Ark.	63 73
												117	A	Northwestern St.	49 69
												137	A	Arkansas	47 67
												152	A	McNeese St.	79 82
												204	A	SFA	63 70
												225	H	Rice	46 58
												243	A	Houston Baptist	63 67
												243	H	Houston Baptist	78 70
												248	A	Texas Southern	53 51
												288	A	Lamar	78 76
												288	H	Lamar	78 75
												303	H	Nicholls St.	63 67
												312	H	Southeastern La.	80 56
												317	A	A&M-Corpus Christi	71 81
												317	H	A&M-Corpus Christi	75 57
												328	A	LIU Brooklyn	63 56
												329	A	Incarinate Word	65 60
												332	H	New Orleans	64 52
LAST 12 Division I GAMES:															
288	H	Lamar	78 75	317	A	A&M-Corpus Christi	71 81								
317	H	A&M-Corpus Christi	75 57	243	A	Houston Baptist	63 67								
108	A	Central Ark.	53 72	288	A	Lamar	78 76								
108	H	Central Ark.	63 73	204	A	SFA	63 70								
243	H	Houston Baptist	78 70	74	H	Abilene Christian	76 87								
74	A	Abilene Christian	55 67	152	A	McNeese St.	79 82								

Non-Div I Games: LSU-Alexandria 85 50 Our Lady Of The Lak67 56

Sam Houston St.

Loss, Non-Conf, S Site, H Home A Away N Neutral

Average RPI Win:	245	WON-LOST	WINNING	LAST 10	STRENGTH OF	OPP. STRENGTH	TEAM	ADJ.	CONF.	ADJ CONF.
Average RPI Loss:	88	RECORD	PCT. RANK	GAMES	SCHEDULE	OF SCHEDULE	RPI	RPI	RPI	RPI
DIV. I ONLY	18- 11	103	7- 3	192	177	112	112	17	17	
DIV. I NON-CONF.	6- 7	176	0- 0	187	155	138	138	15	15	
TOTALS	RPI 1-25	RPI 26-50	W-L RECORDS	RPI 51-100	RPI 101-150	RPI 150+				
18- 11	0- 0	1- 4	OVERALL	0- 2	1- 3	16- 2				
7- 2	0- 0	1- 0	HOME	0- 1	0- 1	6- 0				
9- 8	0- 0	0- 3	AWAY	0- 1	1- 2	8- 2				
2- 1	0- 0	0- 1	NEUTRAL	0- 0	0- 0	2- 0				
6- 7	0- 0	0- 2	NON-CONFERENCE	0- 2	1- 1	5- 2				
1- 1	0- 0	0- 0	HOME	0- 1	0- 0	1- 0				
4- 6	0- 0	0- 2	AWAY	0- 1	1- 1	3- 2				
1- 0	0- 0	0- 0	NEUTRAL	0- 0	0- 0	1- 0				
12- 4	0- 0	1- 2	CONFERENCE	0- 0	0- 2	11- 0				
6- 1	0- 0	1- 0	HOME	0- 0	0- 1	5- 0				
5- 2	0- 0	0- 1	AWAY	0- 0	0- 1	5- 0				
1- 1	0- 0	0- 1	NEUTRAL	0- 0	0- 0	1- 0				

RPI 1-25				RPI 26-50				RPI 51-100				RPI 101+				Team's RPI: 112
RPI	S	Opponent	Score	RPI	S	Opponent	Score	RPI	S	Opponent	Score	RPI	S	Opponent	Score	
				27	A	Mississippi St.	47 68	71	A	Georgia Tech	55 66	103	A	UT Martin	50 52	
				43	A	Chattanooga	30 53	99	H	Harvard	54 60	111	A	Mercer	61 63	
				43	H	Chattanooga	48 43					111	H	Mercer	60 63	
				43	N	Chattanooga	41 49					122	A	LSU	47 44	
				45	A	Indiana	56 65					154	A	UAB	41 61	
												156	H	Troy	73 69	
												162	A	Southern Miss.	48 56	
												166	A	ETSU	56 51	
												166	H	ETSU	55 47	
												211	A	Furman	58 45	
												211	H	Furman	77 63	
												260	A	Alabama St.	54 35	
												295	A	Jacksonville St.	50 39	
												300	A	Western Caro.	59 42	
												300	H	Western Caro.	57 52	
												303	N	Nicholls St.	45 43	
												306	A	Wofford	58 39	
												306	H	Wofford	50 48	
												306	N	Wofford	63 43	
												307	A	UNCG	57 52	
												307	H	UNCG	80 49	
												346	A	Alabama A&M	54 30	
LAST 12 Division I GAMES:																
				43	N	Chattanooga	41 49	111	A	Mercer	61 63					
				306	N	Wofford	63 43	300	H	Western Caro.	57 52					
				306	H	Wofford	50 48	307	H	UNCG	80 49					
				211	H	Furman	77 63	306	A	Wofford	58 39					
				166	A	ETSU	56 51	211	A	Furman	58 45					
				43	A	Chattanooga	30 53	43	H	Chattanooga	48 43					

Non-Div I Games: AUM 82 32 Shorter 53 33

Samford

Loss, Non-Conf, S Site, H Home A Away N Neutral

Average RPI Win:	195	WON-LOST	WINNING	LAST 10	STRENGTH OF	OPP. STRENGTH	TEAM	ADJ.	CONF.	ADJ CONF.
Average RPI Loss:	65	RECORD	PCT. RANK	GAMES	SCHEDULE	OF SCHEDULE	RPI	RPI	RPI	RPI
DIV. I ONLY	22- 7	48	5- 5	183	98	85	85	8	8	
DIV. I NON-CONF.	9- 1	22	0- 0	321	158	117	117	9	9	
TOTALS	RPI 1-25	RPI 26-50	W-L RECORDS	RPI 51-100	RPI 101-150	RPI 150+				
22- 7	1- 1	0- 0	OVERALL	2- 6	6- 0	13- 0				
10- 4	1- 0	0- 0	HOME	0- 4	3- 0	6- 0				
12- 2	0- 1	0- 0	AWAY	2- 1	3- 0	7- 0				
0- 1	0- 0	0- 0	NEUTRAL	0- 1	0- 0	0- 0				
9- 1	0- 0	0- 0	NON-CONFERENCE	0- 1	4- 0	5- 0				
4- 1	0- 0	0- 0	HOME	0- 1	2- 0	2- 0				
5- 0	0- 0	0- 0	AWAY	0- 0	2- 0	3- 0				
0- 0	0- 0	0- 0	NEUTRAL	0- 0	0- 0	0- 0				
13- 6	1- 1	0- 0	CONFERENCE	2- 5	2- 0	8- 0				
6- 3	1- 0	0- 0	HOME	0- 3	1- 0	4- 0				
7- 2	0- 1	0- 0	AWAY	2- 1	1- 0	4- 0				
0- 1	0- 0	0- 0	NEUTRAL	0- 1	0- 0	0- 0				

RPI	S	Opponent	Score	RPI	S	Opponent	Score	RPI	S	Opponent	Score	RPI	S	Opponent	Score
16	A	BYU	60 68					51	A	St. Mary's (CA)	60 68	110	A	Gonzaga	58 57
16	H	BYU	78 65					51	H	St. Mary's (CA)	68 73	110	H	Gonzaga	63 54
								62	A	Santa Clara	70 58	120	H	Arizona	59 54
								62	H	Santa Clara	47 61	121	A	Fresno St.	72 68
								89	A	San Francisco	67 58	123	H	Akron	86 65
								89	H	San Francisco	54 59	148	A	Montana St.	62 49
								89	N	San Francisco	80 84	173	A	Pacific	59 56
								95	H	Washington St.	72 78	173	H	Pacific	69 56
												238	A	Loyola Marymount	75 67
												238	H	Loyola Marymount	82 58
												250	A	San Diego St.	60 53
												254	H	Valparaiso	76 60
												267	A	Pepperdine	70 54
												267	H	Pepperdine	74 55
												287	A	Portland	77 67
												287	H	Portland	71 43
												298	H	CSUN	86 64
												320	A	Nevada	84 47
												343	A	Cal St. Fullerton	53 44
LAST 12 Division I GAMES:															
89	N	San Francisco	80 84	173	A	Pacific	59 56								
287	A	Portland	77 67	51	A	St. Mary's (CA)	60 68								
110	A	Gonzaga	58 57	238	A	Loyola Marymount	75 67								
16	A	BYU	60 68	267	A	Pepperdine	70 54								
89	H	San Francisco	54 59	238	H	Loyola Marymount	82 58								
62	H	Santa Clara	47 61	267	H	Pepperdine	74 55								

Non-Div I Games: Hope Int'l 90 52

San Diego

■ Loss,
 ■ Non-Conf,
 ■ S Site,
 ■ Home
 ■ A Away
 N Neutral

San Diego St.

Through Games Of March 4, 2016

Average RPI Win:	248	WON-LOST	WINNING	LAST 10	STRENGTH OF	OPP. STRENGTH	TEAM	ADJ.	CONF.	ADJ CONF.
Average RPI Loss:	153	RECORD	PCT. RANK	GAMES	SCHEDULE	OF SCHEDULE	RPI	RPI	RPI	RPI
DIV. I ONLY	10- 18	254	5- 5	167	232	250	250	20	20	
DIV. I NON-CONF.	4- 6	201	0- 0	246	247	256	256	20	20	
TOTALS	RPI 1-25	RPI 26-50	W-L RECORDS	RPI 51-100	RPI 101-150	RPI 150+				
10- 18	0- 0	0- 3	OVERALL	0- 2	1- 4	9- 9				
6- 9	0- 0	0- 1	HOME	0- 2	1- 1	5- 5				
4- 9	0- 0	0- 2	AWAY	0- 0	0- 3	4- 4				
0- 0	0- 0	0- 0	NEUTRAL	0- 0	0- 0	0- 0				
4- 6	0- 0	0- 1	NON-CONFERENCE	0- 2	0- 1	4- 2				
3- 3	0- 0	0- 0	HOME	0- 2	0- 0	3- 1				
1- 3	0- 0	0- 1	AWAY	0- 0	0- 1	1- 1				
0- 0	0- 0	0- 0	NEUTRAL	0- 0	0- 0	0- 0				
6- 12	0- 0	0- 2	CONFERENCE	0- 0	1- 3	5- 7				
3- 6	0- 0	0- 1	HOME	0- 0	1- 1	2- 4				
3- 6	0- 0	0- 1	AWAY	0- 0	0- 2	3- 3				
0- 0	0- 0	0- 0	NEUTRAL	0- 0	0- 0	0- 0				

RPI S	Opponent	Score	RPI S	Opponent	Score	RPI S	Opponent	Score	RPI S	Opponent	Score	Team's RPI: 250
29	A Washington	51 80	53	H UC Riverside	68 85	121	A Fresno St.	49 54				
47	A Colorado St.	54 70	85	H San Diego	53 60	121	H Fresno St.	65 54				
47	H Colorado St.	57 60				131	A Long Beach St.	54 74				
						146	A Boise St.	63 68				
						146	H Boise St.	45 75				
						172	A New Mexico	51 46				
						172	H New Mexico	45 64				
						185	H UC Davis	54 65				
						192	A San Jose St.	73 78				
						192	H San Jose St.	87 70				
						194	H Wisconsin	63 57				
						202	A UNLV	51 62				
						202	H UNLV	41 55				
						223	A Utah St.	59 72				
						223	H Utah St.	36 55				
						238	A Loyola Marymount	65 92				
						246	A Wyoming	84 77				
						246	H Wyoming	53 40				
						298	A CSUN	67 65				
						320	H Nevada	64 70				
						325	H North Dakota St.	64 54				
						342	A Air Force	69 66				
						343	H Cal St. Fullerton	54 43				
LAST 12 Division I GAMES:												
202	A UNLV	51 62	121	H Fresno St.	65 54							
172	H New Mexico	45 64	172	A New Mexico	51 46							
146	A Boise St.	63 68	47	A Colorado St.	54 70							
246	H Wyoming	53 40	202	H UNLV	41 55							
192	H San Jose St.	87 70	320	H Nevada	64 70							
342	A Air Force	69 66	223	A Utah St.	59 72							

Non-Div I Games: San Diego Christian60 25

San Diego St.

■ Loss,
 ■ Non-Conf,
 ■ S Site,
 ■ Home
 ■ A Away
 N Neutral

San Francisco

Through Games Of March 4, 2016

Average RPI Win:	191	WON-LOST	WINNING	LAST 10	STRENGTH OF	OPP. STRENGTH	TEAM	ADJ.	CONF.	ADJ CONF.
Average RPI Loss:	93	RECORD	PCT. RANK	GAMES	SCHEDULE	OF SCHEDULE	RPI	RPI	RPI	RPI
DIV. I ONLY	17- 11	116	7- 3	83	117	89	89	8	8	
DIV. I NON-CONF.	7- 2	57	0- 0	160	208	65	65	9	9	
TOTALS	RPI 1-25	RPI 26-50	W-L RECORDS	RPI 51-100	RPI 101-150	RPI 150+				
17- 11	0- 2	0- 0	OVERALL	4- 5	2- 1	11- 3				
7- 5	0- 1	0- 0	HOME	2- 3	1- 0	4- 1				
9- 6	0- 1	0- 0	AWAY	1- 2	1- 1	7- 2				
1- 0	0- 0	0- 0	NEUTRAL	1- 0	0- 0	0- 0				
7- 2	0- 0	0- 0	NON-CONFERENCE	2- 0	1- 0	4- 2				
2- 1	0- 0	0- 0	HOME	2- 0	0- 0	0- 1				
5- 1	0- 0	0- 0	AWAY	0- 0	1- 0	4- 1				
0- 0	0- 0	0- 0	NEUTRAL	0- 0	0- 0	0- 0				
10- 9	0- 2	0- 0	CONFERENCE	2- 5	1- 1	7- 1				
5- 4	0- 1	0- 0	HOME	0- 3	1- 0	4- 0				
4- 5	0- 1	0- 0	AWAY	1- 2	0- 1	3- 1				
1- 0	0- 0	0- 0	NEUTRAL	1- 0	0- 0	0- 0				

RPI 1-25				RPI 26-50				RPI 51-100 Team's RPI: 89				RPI 101+			
RPI	S	Opponent	Score	RPI	S	Opponent	Score	RPI	S	Opponent	Score	RPI	S	Opponent	Score
16	A	BYU	62 65					51	A	St. Mary's (CA)	59 72	110	A	Gonzaga	47 68
16	H	BYU	57 66					51	H	St. Mary's (CA)	68 78	110	H	Gonzaga	71 52
								53	H	UC Riverside	88 76	131	A	Long Beach St.	66 52
								62	A	Santa Clara	57 68	169	A	Sacramento St.	95 94
								62	H	Santa Clara	57 59	173	A	Pacific	57 70
								85	A	San Diego	59 54	173	H	Pacific	81 71
								85	H	San Diego	58 67	190	H	Cal Poly	61 62
								85	N	San Diego	84 80	192	A	San Jose St.	82 78
								100	H	North Dakota	74 57	205	A	Utah Valley	88 94
												238	A	Loyola Marymount	75 73
												238	H	Loyola Marymount	81 72
												239	A	North Texas	69 61
												267	A	Pepperdine	81 74
												267	H	Pepperdine	99 75
												287	A	Portland	82 63
												287	H	Portland	90 69
												320	A	Nevada	70 62
LAST 12 Division I GAMES:															
85	N	San Diego	84 80	16	A	BYU	62 65								
51	A	St. Mary's (CA)	59 72	62	H	Santa Clara	57 59								
173	H	Pacific	81 71	110	H	Gonzaga	71 52								
238	H	Loyola Marymount	81 72	287	H	Portland	90 69								
267	H	Pepperdine	99 75	62	A	Santa Clara	57 68								
85	A	San Diego	59 54	267	A	Pepperdine	81 74								

Non-Div I Games: Holy Names 77 31 San Fran. St. 73 45

San Francisco

Loss, Non-Conf, S Site, H Home A Away N Neutral

San Jose St.

Through Games Of March 4, 2016

Average RPI Win:	252	WON-LOST	WINNING	LAST 10	STRENGTH OF	OPP. STRENGTH	TEAM	ADJ.	CONF.	ADJ CONF.
Average RPI Loss:	120	RECORD	PCT. RANK	GAMES	SCHEDULE	OF SCHEDULE	RPI	RPI	RPI	RPI
DIV. I ONLY	12- 16	218	7- 3	130	216	192	192	20	20	
DIV. I NON-CONF.	1- 9	325	0- 0	67	163	276	276	20	20	
TOTALS	RPI 1-25	RPI 26-50	W-L RECORDS	RPI 51-100	RPI 101-150	RPI 150+				
12- 16	0- 0	0- 2	OVERALL	0- 6	1- 4	11- 4				
7- 7	0- 0	0- 1	HOME	0- 3	0- 3	7- 0				
5- 9	0- 0	0- 1	AWAY	0- 3	1- 1	4- 4				
0- 0	0- 0	0- 0	NEUTRAL	0- 0	0- 0	0- 0				
1- 9	0- 0	0- 0	NON-CONFERENCE	0- 6	0- 1	1- 2				
1- 4	0- 0	0- 0	HOME	0- 3	0- 1	1- 0				
0- 5	0- 0	0- 0	AWAY	0- 3	0- 0	0- 2				
0- 0	0- 0	0- 0	NEUTRAL	0- 0	0- 0	0- 0				
11- 7	0- 0	0- 2	CONFERENCE	0- 0	1- 3	10- 2				
6- 3	0- 0	0- 1	HOME	0- 0	0- 2	6- 0				
5- 4	0- 0	0- 1	AWAY	0- 0	1- 1	4- 2				
0- 0	0- 0	0- 0	NEUTRAL	0- 0	0- 0	0- 0				

RPI 1-25				RPI 26-50				RPI 51-100				RPI 101+				Team's RPI: 192	
RPI	S	Opponent	Score	RPI	S	Opponent	Score	RPI	S	Opponent	Score	RPI	S	Opponent	Score		
				47	A	Colorado St.	54 76	51	A	St. Mary's (CA)	81 91	121	A	Fresno St.	66 64		
				47	H	Colorado St.	78 80	58	H	South Dakota	77 87	121	H	Fresno St.	54 59		
								82	A	Oregon	74 104	124	H	Hawaii	73 76		
								89	H	San Francisco	78 82	146	A	Boise St.	69 81		
								95	A	Washington St.	80 95	146	H	Boise St.	75 78		
								96	H	New Mexico St.	66 75	172	A	New Mexico	57 71		
												172	H	New Mexico	59 58		
												173	A	Pacific	69 81		
												202	H	UNLV	69 61		
												219	A	CSU Bakersfield	88 90		
												223	A	Utah St.	86 74		
												223	H	Utah St.	83 65		
												246	A	Wyoming	67 66		
												246	H	Wyoming	65 51		
												250	A	San Diego St.	70 87		
												250	H	San Diego St.	78 73		
												320	A	Nevada	76 63		
												336	H	UC Irvine	79 58		
												342	A	Air Force	72 49		
												342	H	Air Force	81 60		
LAST 12 Division I GAMES:																	
				146	A	Boise St.	69 81					202	H	UNLV	69 61		
				246	H	Wyoming	65 51					121	A	Fresno St.	66 64		
				223	H	Utah St.	83 65					342	A	Air Force	72 49		
				250	A	San Diego St.	70 87					47	H	Colorado St.	78 80		
				320	A	Nevada	76 63					172	A	New Mexico	57 71		
				172	H	New Mexico	59 58					146	H	Boise St.	75 78		

Non-Div I Games: Southern Ore. 92 78

San Jose St.

Loss, Non-Conf, S Site, H Home A Away N Neutral

Santa Clara

Through Games Of March 4, 2016

Average RPI Win:	191	WON-LOST	WINNING	LAST 10	STRENGTH OF	OPP. STRENGTH	TEAM	ADJ.	CONF.	ADJ CONF.
Average RPI Loss:	52	RECORD	PCT. RANK	GAMES	SCHEDULE	OF SCHEDULE	RPI	RPI	RPI	RPI
DIV. I ONLY	21- 7	54	8- 2	150	83	62	62	8	8	
DIV. I NON-CONF.	7- 2	57	0- 0	287	40	93	93	9	9	
TOTALS	RPI 1-25	RPI 26-50	W-L RECORDS	RPI 51-100	RPI 101-150	RPI 150+				
21- 7	1- 2	0- 1	OVERALL	4- 3	3- 1	13- 0				
9- 3	0- 1	0- 0	HOME	1- 2	2- 0	6- 0				
10- 4	1- 1	0- 1	AWAY	3- 1	0- 1	6- 0				
2- 0	0- 0	0- 0	NEUTRAL	0- 0	1- 0	1- 0				
7- 2	1- 0	0- 1	NON-CONFERENCE	0- 1	1- 0	5- 0				
3- 0	0- 0	0- 0	HOME	0- 0	1- 0	2- 0				
3- 2	1- 0	0- 1	AWAY	0- 1	0- 0	2- 0				
1- 0	0- 0	0- 0	NEUTRAL	0- 0	0- 0	1- 0				
14- 5	0- 2	0- 0	CONFERENCE	4- 2	2- 1	8- 0				
6- 3	0- 1	0- 0	HOME	1- 2	1- 0	4- 0				
7- 2	0- 1	0- 0	AWAY	3- 0	0- 1	4- 0				
1- 0	0- 0	0- 0	NEUTRAL	0- 0	1- 0	0- 0				

RPI 1-25				RPI 26-50				RPI 51-100 Team's RPI: 62				RPI 101+			
RPI	S	Opponent	Score	RPI	S	Opponent	Score	RPI	S	Opponent	Score	RPI	S	Opponent	Score
9	A	Stanford	61 58	29	A	Washington	55 100	51	A	St. Mary's (CA)	73 67	110	A	Gonzaga	44 53
16	A	BYU	63 70					51	H	St. Mary's (CA)	70 78	110	H	Gonzaga	71 64
16	H	BYU	63 68					56	A	Southern California	46 81	110	N	Gonzaga	59 58
								85	A	San Diego	61 47	138	H	Texas Tech	75 70
								85	H	San Diego	58 70	173	A	Pacific	66 60
								89	A	San Francisco	59 57	173	H	Pacific	76 52
								89	H	San Francisco	68 57	190	A	Cal Poly	69 63
												238	A	Loyola Marymount	57 56
												238	H	Loyola Marymount	68 41
												267	A	Pepperdine	62 60
												267	H	Pepperdine	84 50
												268	A	UC Santa Barbara	48 37
												268	H	UC Santa Barbara	66 48
												287	A	Portland	67 45
												287	H	Portland	66 47
												334	N	Evansville	62 44
												342	H	Air Force	68 34
LAST 12 Division I GAMES:															
110	N	Gonzaga	59 58	85	A	San Diego	61 47								
173	A	Pacific	66 60	89	A	San Francisco	59 57								
51	H	St. Mary's (CA)	70 78	287	H	Portland	66 47								
267	H	Pepperdine	84 50	110	H	Gonzaga	71 64								
238	H	Loyola Marymount	68 41	89	H	San Francisco	68 57								
16	A	BYU	63 70	238	A	Loyola Marymount	57 56								

Non-Div I Games: Hope Int'l 78 54 Simpson (CA) 112 34

Santa Clara

Loss, Non-Conf, S Site, H Home A Away N Neutral

Savannah St.

Through Games Of March 4, 2016

Average RPI Win:	301	WON-LOST	WINNING	LAST 10	STRENGTH OF	OPP. STRENGTH	TEAM	ADJ.	CONF.	ADJ CONF.
Average RPI Loss:	195	RECORD	PCT. RANK	GAMES	SCHEDULE	OF SCHEDULE	RPI	RPI	RPI	RPI
DIV. I ONLY	8- 17	269	5- 5	289	329	291	291	32	32	
DIV. I NON-CONF.	1- 8	320	0- 0	63	104	230	230	30	30	
TOTALS	RPI 1-25	RPI 26-50	W-L RECORDS	RPI 51-100	RPI 101-150	RPI 150+				
8- 17	0- 2	0- 1	OVERALL	0- 2	0- 1	8- 11				
5- 5	0- 0	0- 0	HOME	0- 1	0- 0	5- 4				
3- 12	0- 2	0- 1	AWAY	0- 1	0- 1	3- 7				
0- 0	0- 0	0- 0	NEUTRAL	0- 0	0- 0	0- 0				
1- 8	0- 2	0- 1	NON-CONFERENCE	0- 2	0- 1	1- 2				
0- 2	0- 0	0- 0	HOME	0- 1	0- 0	0- 1				
1- 6	0- 2	0- 1	AWAY	0- 1	0- 1	1- 1				
0- 0	0- 0	0- 0	NEUTRAL	0- 0	0- 0	0- 0				
7- 9	0- 0	0- 0	CONFERENCE	0- 0	0- 0	7- 9				
5- 3	0- 0	0- 0	HOME	0- 0	0- 0	5- 3				
2- 6	0- 0	0- 0	AWAY	0- 0	0- 0	2- 6				
0- 0	0- 0	0- 0	NEUTRAL	0- 0	0- 0	0- 0				

RPI 1-25				RPI 26-50				RPI 51-100				RPI 101+ Team's RPI: 291			
RPI	S	Opponent	Score	RPI	S	Opponent	Score	RPI	S	Opponent	Score	RPI	S	Opponent	Score
23	A	Oklahoma St.	48 76	27	A	Mississippi St.	25 92	52	A	Rutgers	26 65	149	A	Jacksonville	52 65
24	A	Florida	34 99					55	H	Auburn	40 62	203	A	Hampton	53 65
												214	A	N.C. A&T	31 60
												214	H	N.C. A&T	59 69
												244	H	Coppin St.	57 55
												245	A	Bethune-Cookman	44 50
												252	H	Morgan St.	60 66
												260	A	Alabama St.	60 49
												274	H	UMES	60 42
												294	H	Ga. Southern	48 64
												295	A	Jacksonville St.	35 50
												296	A	Florida A&M	38 59
												296	H	Florida A&M	65 46
												309	A	South Carolina St.	43 56
												309	H	South Carolina St.	62 39
												322	H	Delaware St.	59 67
												330	A	Howard	69 64
												347	A	Norfolk St.	68 53
												348	A	N.C. Central	61 65
												348	H	N.C. Central	57 39
LAST 12 Division I GAMES:															
296	H	Florida A&M	65 46	252	H	Morgan St.	60 66								
348	A	N.C. Central	61 65	245	A	Bethune-Cookman	44 50								
309	H	South Carolina St.	62 39	214	A	N.C. A&T	31 60								
330	A	Howard	69 64	347	A	Norfolk St.	68 53								
309	A	South Carolina St.	43 56	203	A	Hampton	53 65								
244	H	Coppin St.	57 55	322	H	Delaware St.	59 67								

Non-Div I Games: Columbia (SC) 101 34 Allen 72 46

Savannah St.

Loss, Non-Conf, S Site, H Home A Away N Neutral

Average RPI Win:	272	WON-LOST	WINNING	LAST 10	STRENGTH OF	OPP. STRENGTH	TEAM	ADJ.	CONF.	ADJ CONF.
Average RPI Loss:	164	RECORD	PCT. RANK	GAMES	SCHEDULE	OF SCHEDULE	RPI	RPI	RPI	RPI
DIV. I ONLY	8- 19	281	1- 9	163	311	263	263	27	27	
DIV. I NON-CONF.	5- 9	233	0- 0	91	308	174	174	25	25	
TOTALS	RPI 1-25	RPI 26-50	W-L RECORDS	RPI 51-100	RPI 101-150	RPI 150+				
8- 19	0- 0	0- 2	OVERALL	0- 4	0- 4	8- 9				
3- 8	0- 0	0- 0	HOME	0- 2	0- 3	3- 3				
5- 10	0- 0	0- 1	AWAY	0- 2	0- 1	5- 6				
0- 1	0- 0	0- 1	NEUTRAL	0- 0	0- 0	0- 0				
5- 9	0- 0	0- 2	NON-CONFERENCE	0- 2	0- 4	5- 1				
1- 4	0- 0	0- 0	HOME	0- 1	0- 3	1- 0				
4- 4	0- 0	0- 1	AWAY	0- 1	0- 1	4- 1				
0- 1	0- 0	0- 1	NEUTRAL	0- 0	0- 0	0- 0				
3- 10	0- 0	0- 0	CONFERENCE	0- 2	0- 0	3- 8				
2- 4	0- 0	0- 0	HOME	0- 1	0- 0	2- 3				
1- 6	0- 0	0- 0	AWAY	0- 1	0- 0	1- 5				
0- 0	0- 0	0- 0	NEUTRAL	0- 0	0- 0	0- 0				

RPI S	Opponent	Score	RPI S	Opponent	Score	RPI S	Opponent	Score	RPI S	Opponent	Score	Team's RPI: 263
29	A Washington	55 96	29	A Washington	55 96	53	H UC Riverside	70 92	131	H Long Beach St.	57 69	
30	N Princeton	48 85	30	N Princeton	48 85	82	A Oregon	62 82	136	A Idaho	60 64	
						96	A New Mexico St.	54 69	146	H Boise St.	66 84	
						96	H New Mexico St.	56 66	148	H Montana St.	51 80	
									164	A Montana	58 44	
									200	A Idaho St.	67 83	
									205	A Utah Valley	48 79	
									205	H Utah Valley	44 61	
									212	A UTRGV	74 71	
									212	H UTRGV	71 76	
									219	A CSU Bakersfield	68 76	
									238	A Loyola Marymount	78 69	
									241	A Grand Canyon	53 60	
									241	H Grand Canyon	54 67	
									298	A CSUN	62 56	
									299	A UMKC	43 64	
									299	H UMKC	69 63	
									304	H Denver	59 51	
									323	A Portland St.	85 64	
									340	A Chicago St.	49 57	
									340	H Chicago St.	59 45	
LAST 12 Division I GAMES:												
205	A Utah Valley	48 79	241	H Grand Canyon	54 67							
96	H New Mexico St.	56 66	205	H Utah Valley	44 61							
212	H UTRGV	71 76	212	A UTRGV	74 71							
241	A Grand Canyon	53 60	96	A New Mexico St.	54 69							
299	A UMKC	43 64	219	A CSU Bakersfield	68 76							
340	A Chicago St.	49 57	340	H Chicago St.	59 45							

Non-Div I Games: Evergreen St. 81 38

Seattle

■ Loss,
 ■ Non-Conf,
 ■ S Site,
 ■ Home
 ■ A Away
 N Neutral

Seton Hall

Through Games Of March 4, 2016

Average RPI Win:	139	WON-LOST	WINNING	LAST 10	STRENGTH OF	OPP. STRENGTH	TEAM	ADJ.	CONF.	ADJ CONF.
Average RPI Loss:	57	RECORD	PCT. RANK	GAMES	SCHEDULE	OF SCHEDULE	RPI	RPI	RPI	RPI
DIV. I ONLY	22- 7	48	7- 3	71	64	33	33	6	6	
DIV. I NON-CONF.	10- 1	19	0- 0	45	47	5	5	6	6	
TOTALS	RPI 1-25	RPI 26-50	W-L RECORDS	RPI 51-100	RPI 101-150	RPI 150+				
22- 7	1- 1	3- 2	OVERALL	4- 4	5- 0	9- 0				
11- 3	0- 1	2- 0	HOME	2- 2	1- 0	6- 0				
9- 4	1- 0	0- 2	AWAY	1- 2	4- 0	3- 0				
2- 0	0- 0	1- 0	NEUTRAL	1- 0	0- 0	0- 0				
10- 1	0- 0	2- 1	NON-CONFERENCE	2- 0	3- 0	3- 0				
5- 0	0- 0	1- 0	HOME	1- 0	0- 0	3- 0				
3- 1	0- 0	0- 1	AWAY	0- 0	3- 0	0- 0				
2- 0	0- 0	1- 0	NEUTRAL	1- 0	0- 0	0- 0				
12- 6	1- 1	1- 1	CONFERENCE	2- 4	2- 0	6- 0				
6- 3	0- 1	1- 0	HOME	1- 2	1- 0	3- 0				
6- 3	1- 0	0- 1	AWAY	1- 2	1- 0	3- 0				
0- 0	0- 0	0- 0	NEUTRAL	0- 0	0- 0	0- 0				

RPI 1-25				RPI 26-50				Team's RPI: 33	RPI 51-100				RPI 101+			
RPI	S	Opponent	Score	RPI	S	Opponent	Score		RPI	S	Opponent	Score	RPI	S	Opponent	Score
19	A	DePaul	83 74	30	H	Princeton	71 64		52	H	Rutgers	77 49	113	A	Saint Joseph's	66 54
19	H	DePaul	74 86	36	A	Georgia	52 70		57	A	St. John's (NY)	69 71	118	A	Liberty	92 56
				46	A	Villanova	45 55		57	H	St. John's (NY)	64 72	128	A	Creighton	86 82
				46	H	Villanova	60 50		92	A	Marquette	82 89	128	H	Creighton	77 71
				49	N	North Carolina St.	58 55		92	H	Marquette	99 68	139	A	UT Arlington	61 54
									93	N	UNI	57 49	157	A	Xavier	72 67
									94	A	Georgetown	83 75	157	H	Xavier	82 66
									94	H	Georgetown	65 73	159	H	Fordham	66 54
													197	A	Butler	72 67
													197	H	Butler	98 77
													228	H	Bryant	93 57
													261	A	Providence	64 54
													261	H	Providence	71 54
													339	H	Saint Peter's	81 65
LAST 12 Division I GAMES:																
261	H	Providence	71 54	57	H	St. John's (NY)	64 72									
128	H	Creighton	77 71	92	A	Marquette	82 89									
157	A	Xavier	72 67	19	A	DePaul	83 74									
197	A	Butler	72 67	197	H	Butler	98 77									
46	H	Villanova	60 50	157	H	Xavier	82 66									
94	H	Georgetown	65 73	94	A	Georgetown	83 75									

Non-Div I Games:

Seton Hall

■ Loss,
 ■ Non-Conf,
 ■ S Site,
 ■ H Home
 ■ A Away
 N Neutral

Average RPI Win: 264	WON-LOST	WINNING	LAST 10	STRENGTH OF	OPP. STRENGTH	TEAM	ADJ.	CONF.	ADJ CONF.
Average RPI Loss: 169	RECORD	PCT. RANK	GAMES	SCHEDULE	OF SCHEDULE	RPI	RPI	RPI	RPI
DIV. I ONLY	14- 18	212	2- 8	232	276	233	233	23	23
DIV. I NON-CONF.	3- 7	248	0- 0	155	319	215	215	22	22
TOTALS	RPI 1-25	RPI 26-50	W-L RECORDS	RPI 51-100	RPI 101-150	RPI 150+			
14- 18	0- 0	0- 2	OVERALL	0- 2	0- 4	14- 10			
7- 7	0- 0	0- 1	HOME	0- 1	0- 2	7- 3			
6- 10	0- 0	0- 1	AWAY	0- 1	0- 2	6- 6			
1- 1	0- 0	0- 0	NEUTRAL	0- 0	0- 0	1- 1			
3- 7	0- 0	0- 2	NON-CONFERENCE	0- 0	0- 1	3- 4			
0- 2	0- 0	0- 1	HOME	0- 0	0- 0	0- 1			
2- 4	0- 0	0- 1	AWAY	0- 0	0- 1	2- 2			
1- 1	0- 0	0- 0	NEUTRAL	0- 0	0- 0	1- 1			
11- 11	0- 0	0- 0	CONFERENCE	0- 2	0- 3	11- 6			
7- 5	0- 0	0- 0	HOME	0- 1	0- 2	7- 2			
4- 6	0- 0	0- 0	AWAY	0- 1	0- 1	4- 4			
0- 0	0- 0	0- 0	NEUTRAL	0- 0	0- 0	0- 0			

RPI S	Opponent	Score	RPI S	Opponent	Score	RPI S	Opponent	Score	RPI S	Opponent	Score	Team's RPI: 233
34	A St. Bonaventure	40 57	83	A Quinnipiac	52 94	116	A Iona	51 63				
50	H Albany (NY)	42 61	83	H Quinnipiac	59 69	116	H Iona	47 64				
						116	H Iona	51 64				
						133	A Southern Ill.	54 73				
						160	H Northeastern	67 70				
						168	A Marist	37 66				
						168	H Marist	60 56				
						186	A Fairfield	55 67				
						186	H Fairfield	51 71				
						222	A Canisius	58 52				
						222	H Canisius	61 57				
						234	A Navy	58 59				
						237	A New Hampshire	57 53				
						242	A Manhattan	49 56				
						242	H Manhattan	60 59				
						252	N Morgan St.	69 46				
						256	A Monmouth	69 63				
						256	H Monmouth	64 54				
						260	N Alabama St.	53 57				
						283	A Rider	58 70				
						283	H Rider	79 76				
						283	H Rider	66 45				
						289	A Niagara	59 51				
						289	H Niagara	45 54				
						301	A Colgate	50 52				
						314	A Fairleigh Dickinson	81 65				
LAST 12 Division I GAMES:												
116	H Iona	47 64	242	A Manhattan	49 56							
283	H Rider	79 76	116	H Iona	51 64							
289	H Niagara	45 54	186	A Fairfield	55 67							
168	H Marist	60 56	83	H Quinnipiac	59 69							
116	A Iona	51 63	339	A Saint Peter's	64 55							
186	H Fairfield	51 71	168	A Marist	37 66							

Non-Div I Games:

Siena

■ Loss,
 ■ Non-Conf,
 ■ S Site,
 ■ Home
 ■ Away
 N Neutral

S
i
e
n
a

RPI S Siena
Opponent Score

Through Games Of March 4, 2016

RPI	S	Opponent	Score
339	A	Saint Peter's	64 55
339	H	Saint Peter's	59 58

S
i
e
n
a

Siena

Average RPI Win:	227	WON-LOST	WINNING	LAST 10	STRENGTH OF	OPP. STRENGTH	TEAM	ADJ.	CONF.	ADJ CONF.
Average RPI Loss:	153	RECORD	PCT. RANK	GAMES	SCHEDULE	OF SCHEDULE	RPI	RPI	RPI	RPI
DIV. I ONLY	12- 14	196	6- 4	172	217	198	198	15	15	
DIV. I NON-CONF.	2- 5	253	0- 0	178	269	235	235	14	14	
TOTALS	RPI 1-25	RPI 26-50	W-L RECORDS	RPI 51-100	RPI 101-150	RPI 150+				
12- 14	0- 1	0- 2	OVERALL	0- 0	2- 4	10- 7				
6- 7	0- 1	0- 1	HOME	0- 0	2- 1	4- 4				
6- 7	0- 0	0- 1	AWAY	0- 0	0- 2	6- 3				
0- 0	0- 0	0- 0	NEUTRAL	0- 0	0- 0	0- 0				
2- 5	0- 1	0- 0	NON-CONFERENCE	0- 0	0- 0	2- 4				
0- 3	0- 1	0- 0	HOME	0- 0	0- 0	0- 2				
2- 2	0- 0	0- 0	AWAY	0- 0	0- 0	2- 2				
0- 0	0- 0	0- 0	NEUTRAL	0- 0	0- 0	0- 0				
10- 9	0- 0	0- 2	CONFERENCE	0- 0	2- 4	8- 3				
6- 4	0- 0	0- 1	HOME	0- 0	2- 1	4- 2				
4- 5	0- 0	0- 1	AWAY	0- 0	0- 3	4- 1				
0- 0	0- 0	0- 0	NEUTRAL	0- 0	0- 0	0- 0				

RPI 1-25			RPI 26-50			RPI 51-100			RPI 101+			Team's RPI: 198
RPI	S	Opponent	Score	RPI	S	Opponent	Score	RPI	S	Opponent	Score	
24	H	Florida	60 72	40	A	Arkansas St.	51 58	105	A	Little Rock	43 74	
				40	H	Arkansas St.	53 66	105	H	Little Rock	34 47	
								132	A	La.-Lafayette	50 69	
								132	H	La.-Lafayette	68 59	
								139	A	UT Arlington	49 53	
								139	H	UT Arlington	59 55	
								154	H	UAB	39 53	
								156	A	Troy	75 71	
								156	H	Troy	65 63	
								162	A	Southern Miss.	51 71	
								165	A	Southern U.	45 50	
								235	H	Texas St.	71 73	
								241	A	Grand Canyon	59 56	
								260	A	Alabama St.	47 43	
								265	A	Appalachian St.	68 54	
								265	H	Appalachian St.	71 55	
								271	A	Georgia St.	60 52	
								271	H	Georgia St.	83 45	
								276	A	La.-Monroe	63 57	
								276	H	La.-Monroe	54 67	
								277	H	UCF	36 77	
								294	A	Ga. Southern	43 57	
								294	H	Ga. Southern	48 45	
LAST 12 Division I GAMES:												
139	A	UT Arlington	49 53	271	H	Georgia St.	83 45					
132	H	La.-Lafayette	68 59	105	A	Little Rock	43 74					
276	H	La.-Monroe	54 67	40	A	Arkansas St.	51 58					
265	A	Appalachian St.	68 54	265	H	Appalachian St.	71 55					
156	H	Troy	65 63	156	A	Troy	75 71					
294	H	Ga. Southern	48 45	276	A	La.-Monroe	63 57					

Non-Div I Games: Spring Hill 64 49 William Carey 66 30

South Ala.

Loss, Non-Conf, S Site, H Home A Away N Neutral

South Carolina

Through Games Of March 4, 2016

Average RPI Win:	100	WON-LOST	WINNING	LAST 10	STRENGTH OF	OPP. STRENGTH	TEAM	ADJ.	CONF.	ADJ CONF.
Average RPI Loss:	3	RECORD	PCT. RANK	GAMES	SCHEDULE	OF SCHEDULE	RPI	RPI	RPI	RPI
DIV. I ONLY	29- 1	3	9- 1	18	5	4	4	3	3	
DIV. I NON-CONF.	12- 1	9	0- 1	89	8	13	13	2	2	
TOTALS	RPI 1-25	RPI 26-50	W-L RECORDS	RPI 51-100	RPI 101-150	RPI 150+				
29- 1	9- 1	4- 0	OVERALL	4- 0	3- 0	9- 0				
14- 1	4- 1	3- 0	HOME	1- 0	2- 0	4- 0				
11- 0	4- 0	1- 0	AWAY	2- 0	1- 0	3- 0				
4- 0	1- 0	0- 0	NEUTRAL	1- 0	0- 0	2- 0				
12- 1	3- 1	1- 0	NON-CONFERENCE	1- 0	1- 0	6- 0				
6- 1	1- 1	1- 0	HOME	1- 0	0- 0	3- 0				
3- 0	1- 0	0- 0	AWAY	0- 0	1- 0	1- 0				
3- 0	1- 0	0- 0	NEUTRAL	0- 0	0- 0	2- 0				
17- 0	6- 0	3- 0	CONFERENCE	3- 0	2- 0	3- 0				
8- 0	3- 0	2- 0	HOME	0- 0	2- 0	1- 0				
8- 0	3- 0	1- 0	AWAY	2- 0	0- 0	2- 0				
1- 0	0- 0	0- 0	NEUTRAL	1- 0	0- 0	0- 0				

RPI 1-25				Team's RPI: 4		RPI 26-50				RPI 51-100				RPI 101+					
RPI	S	Opponent	Score		RPI	S	Opponent	Score		RPI	S	Opponent	Score		RPI	S	Opponent	Score	
3	H	UConn	54	66	27	A	Mississippi St.	57	51	55	A	Auburn	74	58	122	H	LSU	75	39
5	H	Ohio St.	88	80	36	H	Georgia	61	51	55	N	Auburn	57	48	124	A	Hawaii	67	51
8	A	UCLA	68	65	44	H	Missouri	83	58	72	A	Vanderbilt	71	61	137	H	Arkansas	85	32
10	N	Arizona St.	60	58	48	H	Duke	66	55	88	H	Elon	78	63	153	N	East Carolina	88	57
12	A	Kentucky	73	62											158	A	Alabama	66	46
12	H	Kentucky	78	68											175	A	Ole Miss	66	45
18	A	Texas A&M	70	63											175	H	Ole Miss	81	62
18	H	Texas A&M	59	58											203	H	Hampton	86	48
22	A	Tennessee	62	56											219	N	CSU Bakersfield	90	71
24	H	Florida	86	71											258	A	Clemson	67	41
															307	H	UNCG	92	44
															324	H	Winthrop	86	37
LAST 12 Division I GAMES:																			
					55	N	Auburn	57	48	24	H	Florida	86	71					
					122	H	LSU	75	39	3	H	UConn	54	66					
					175	A	Ole Miss	66	45	12	H	Kentucky	78	68					
					158	A	Alabama	66	46	18	A	Texas A&M	70	63					
					36	H	Georgia	61	51	175	H	Ole Miss	81	62					
					22	A	Tennessee	62	56	27	A	Mississippi St.	57	51					

Non-Div I Games:

South Carolina

Loss, Non-Conf, S Site, H Home A Away N Neutral

Average RPI Win:	312	WON-LOST	WINNING	LAST 10	STRENGTH OF	OPP. STRENGTH	TEAM	ADJ.	CONF.	ADJ CONF.
Average RPI Loss:	226	RECORD	PCT. RANK	GAMES	SCHEDULE	OF SCHEDULE	RPI	RPI	RPI	RPI
DIV. I ONLY	9- 15	246	4- 6	345	340	309	309	32	32	
DIV. I NON-CONF.	2- 6	272	0- 0	305	271	290	290	30	30	
TOTALS	RPI 1-25	RPI 26-50	W-L RECORDS	RPI 51-100	RPI 101-150	RPI 150+				
9- 15	0- 0	0- 0	OVERALL	0- 0	0- 2	9- 13				
5- 4	0- 0	0- 0	HOME	0- 0	0- 0	5- 4				
4- 10	0- 0	0- 0	AWAY	0- 0	0- 1	4- 9				
0- 1	0- 0	0- 0	NEUTRAL	0- 0	0- 1	0- 0				
2- 6	0- 0	0- 0	NON-CONFERENCE	0- 0	0- 2	2- 4				
1- 0	0- 0	0- 0	HOME	0- 0	0- 0	1- 0				
1- 5	0- 0	0- 0	AWAY	0- 0	0- 1	1- 4				
0- 1	0- 0	0- 0	NEUTRAL	0- 0	0- 1	0- 0				
7- 9	0- 0	0- 0	CONFERENCE	0- 0	0- 0	7- 9				
4- 4	0- 0	0- 0	HOME	0- 0	0- 0	4- 4				
3- 5	0- 0	0- 0	AWAY	0- 0	0- 0	3- 5				
0- 0	0- 0	0- 0	NEUTRAL	0- 0	0- 0	0- 0				

RPI 1-25			RPI 26-50			RPI 51-100			RPI 101+ Team's RPI: 309		
RPI	S	Opponent	Score	RPI	S	Opponent	Score	RPI	S	Opponent	Score
								108	N	Central Ark.	38 51
								149	A	Jacksonville	47 79
								154	A	UAB	38 71
								184	A	Davidson	51 63
								203	A	Hampton	50 63
								211	A	Furman	46 59
								214	H	N.C. A&T	54 57
								244	H	Coppin St.	67 63
								245	A	Bethune-Cookman	50 65
								245	H	Bethune-Cookman	46 64
								252	H	Morgan St.	56 62
								258	A	Clemson	54 63
								274	A	UMES	55 61
								274	H	UMES	56 63
								291	A	Savannah St.	39 62
								291	H	Savannah St.	56 43
								296	A	Florida A&M	68 62
								306	H	Wofford	60 47
								322	A	Delaware St.	61 79
								322	H	Delaware St.	61 48
								327	A	North Florida	53 48
								330	A	Howard	65 63
								347	A	Norfolk St.	60 52
								348	H	N.C. Central	58 51
LAST 12 Division I GAMES:											
245	H	Bethune-Cookman	46 64	244	H	Coppin St.	67 63				
291	A	Savannah St.	39 62	322	A	Delaware St.	61 79				
330	A	Howard	65 63	203	A	Hampton	50 63				
274	A	UMES	55 61	347	A	Norfolk St.	60 52				
291	H	Savannah St.	56 43	274	H	UMES	56 63				
252	H	Morgan St.	56 62	322	H	Delaware St.	61 48				

Non-Div I Games: Morris 90 39 Southern Wesleyan 75 52

South Carolina St.

■ Loss,
 ■ Non-Conf,
 ■ S Site,
 ■ Home
 ■ Away
 N Neutral

South Dakota

Through Games Of March 4, 2016

Average RPI Win:	208	WON-LOST	WINNING	LAST 10	STRENGTH OF	OPP. STRENGTH	TEAM	ADJ.	CONF.	ADJ CONF.
Average RPI Loss:	79	RECORD	PCT. RANK	GAMES	SCHEDULE	OF SCHEDULE	RPI	RPI	RPI	RPI
DIV. I ONLY	23- 5	22	10- 0	213	133	58	58	18	18	
DIV. I NON-CONF.	8- 4	99	0- 0	173	15	85	85	18	18	
TOTALS	RPI 1-25	RPI 26-50	W-L RECORDS	RPI 51-100	RPI 101-150	RPI 150+				
23- 5	0- 0	0- 2	OVERALL	4- 2	4- 1	15- 0				
11- 1	0- 0	0- 1	HOME	2- 0	3- 0	6- 0				
11- 4	0- 0	0- 1	AWAY	2- 2	1- 1	8- 0				
1- 0	0- 0	0- 0	NEUTRAL	0- 0	0- 0	1- 0				
8- 4	0- 0	0- 2	NON-CONFERENCE	2- 2	1- 0	5- 0				
3- 1	0- 0	0- 1	HOME	1- 0	1- 0	1- 0				
4- 3	0- 0	0- 1	AWAY	1- 2	0- 0	3- 0				
1- 0	0- 0	0- 0	NEUTRAL	0- 0	0- 0	1- 0				
15- 1	0- 0	0- 0	CONFERENCE	2- 0	3- 1	10- 0				
8- 0	0- 0	0- 0	HOME	1- 0	2- 0	5- 0				
7- 1	0- 0	0- 0	AWAY	1- 0	1- 1	5- 0				
0- 0	0- 0	0- 0	NEUTRAL	0- 0	0- 0	0- 0				

RPI S	Opponent	Score	RPI S	Opponent	Score	RPI S	Opponent	Score	RPI S	Opponent	Score
29	H Washington	64 77	42	A Kansas St.	81 84	60	A South Dakota St.	63 58	109	H Drake	92 87
						60	H South Dakota St.	80 75	114	A IUPUI	74 63
						87	A Utah	59 66	114	H IUPUI	65 59
						92	H Marquette	97 69	144	A Oral Roberts	56 60
						93	A UNI	43 64	144	H Oral Roberts	71 48
						100	A North Dakota	73 70	176	A Illinois	85 76
									177	A Fla. Atlantic	76 53
									192	A San Jose St.	87 77
									221	A Western Ill.	102 77
									221	H Western Ill.	86 50
									259	A Omaha	70 55
									259	H Omaha	82 76
									265	N Appalachian St.	87 60
									304	A Denver	79 33
									304	H Denver	85 60
									315	A IPFW	90 63
									315	H IPFW	92 60
									323	H Portland St.	103 61
									325	A North Dakota St.	96 94
									325	H North Dakota St.	80 54
LAST 12 Division I GAMES:											
114	A IUPUI	74 63	304	A Denver	79 33						
315	A IPFW	90 63	325	H North Dakota St.	80 54						
60	H South Dakota St.	80 75	221	A Western Ill.	102 77						
221	H Western Ill.	86 50	114	H IUPUI	65 59						
144	H Oral Roberts	71 48	315	H IPFW	92 60						
259	A Omaha	70 55	60	A South Dakota St.	63 58						

Non-Div I Games: Dakota Wesleyan 94 54

South Dakota

Loss, Non-Conf, S Site, H Home A Away N Neutral

Average RPI Win:	210	WON-LOST	WINNING	LAST 10	STRENGTH OF	OPP. STRENGTH	TEAM	ADJ.	CONF.	ADJ CONF.
Average RPI Loss:	44	RECORD	PCT. RANK	GAMES	SCHEDULE	OF SCHEDULE	RPI	RPI	RPI	RPI
DIV. I ONLY	23- 6	33	8- 2	145	132	60	60	18	18	
DIV. I NON-CONF.	10- 3	61	0- 0	49	13	31	31	18	18	
TOTALS	RPI 1-25	RPI 26-50	W-L RECORDS	RPI 51-100	RPI 101-150	RPI 150+				
23- 6	1- 3	0- 0	OVERALL	1- 2	7- 1	14- 0				
13- 2	1- 1	0- 0	HOME	1- 1	3- 0	8- 0				
8- 3	0- 1	0- 0	AWAY	0- 1	2- 1	6- 0				
2- 1	0- 1	0- 0	NEUTRAL	0- 0	2- 0	0- 0				
10- 3	1- 3	0- 0	NON-CONFERENCE	1- 0	4- 0	4- 0				
6- 1	1- 1	0- 0	HOME	1- 0	1- 0	3- 0				
2- 1	0- 1	0- 0	AWAY	0- 0	1- 0	1- 0				
2- 1	0- 1	0- 0	NEUTRAL	0- 0	2- 0	0- 0				
13- 3	0- 0	0- 0	CONFERENCE	0- 2	3- 1	10- 0				
7- 1	0- 0	0- 0	HOME	0- 1	2- 0	5- 0				
6- 2	0- 0	0- 0	AWAY	0- 1	1- 1	5- 0				
0- 0	0- 0	0- 0	NEUTRAL	0- 0	0- 0	0- 0				

RPI S	Opponent	Score	RPI S	Opponent	Score	RPI S	Opponent	Score	RPI S	Opponent	Score
1	H Notre Dame	64 75				58	A South Dakota	75 80	114	A IUPUI	60 63
11	N Maryland	55 62				58	H South Dakota	58 63	114	H IUPUI	68 66
19	H DePaul	88 79				93	H UNI	89 86	126	N Pittsburgh	55 54
20	A Green Bay	57 58							128	A Creighton	53 51
									137	H Arkansas	76 69
									144	A Oral Roberts	68 50
									144	H Oral Roberts	60 48
									150	N Old Dominion	71 39
									168	H Marist	77 68
									179	H Northern Colo.	66 62
									221	A Western Ill.	66 65
									221	H Western Ill.	85 63
									255	A Bowling Green	58 45
									259	A Omaha	65 47
									259	H Omaha	68 58
									304	A Denver	76 39
									304	H Denver	80 52
									315	A IPFW	61 42
									315	H IPFW	92 64
									323	H Portland St.	74 65
									325	A North Dakota St.	81 63
									325	H North Dakota St.	81 47
LAST 12 Division I GAMES:											
221	A Western Ill.	66 65	325	H North Dakota St.	81 47						
114	A IUPUI	60 63	259	A Omaha	65 47						
58	A South Dakota	75 80	144	A Oral Roberts	68 50						
304	H Denver	80 52	221	H Western Ill.	85 63						
315	H IPFW	92 64	114	H IUPUI	68 66						
144	H Oral Roberts	60 48	58	H South Dakota	58 63						

Non-Div I Games:

South Dakota St.

■ Loss,
 ■ Non-Conf, S Site,
 ■ Home
 ■ Away
 N Neutral

Average RPI Win:	153	WON-LOST	WINNING	LAST 10	STRENGTH OF	OPP. STRENGTH	TEAM	ADJ.	CONF.	ADJ CONF.
Average RPI Loss:	34	RECORD	PCT. RANK	GAMES	SCHEDULE	OF SCHEDULE	RPI	RPI	RPI	RPI
DIV. I ONLY	21- 8	58	7- 3	39	66	25	25	9	9	
DIV. I NON-CONF.	7- 4	110	0- 1	6	7	20	20	7	7	
TOTALS	RPI 1-25	RPI 26-50	W-L RECORDS	RPI 51-100	RPI 101-150	RPI 150+				
21- 8	1- 4	1- 1	OVERALL	5- 2	3- 1	11- 0				
15- 1	1- 1	1- 0	HOME	4- 0	3- 0	6- 0				
6- 6	0- 1	0- 0	AWAY	1- 1	0- 0	5- 0				
0- 1	0- 0	0- 1	NEUTRAL	0- 0	0- 0	0- 0				
7- 4	1- 2	1- 1	NON-CONFERENCE	2- 1	2- 0	1- 0				
7- 0	1- 0	1- 0	HOME	2- 0	2- 0	1- 0				
0- 3	0- 2	0- 0	AWAY	0- 1	0- 0	0- 0				
0- 1	0- 0	0- 1	NEUTRAL	0- 0	0- 0	0- 0				
14- 4	0- 2	0- 0	CONFERENCE	3- 1	1- 1	10- 0				
8- 1	0- 1	0- 0	HOME	2- 0	1- 0	5- 0				
6- 3	0- 1	0- 0	AWAY	1- 1	0- 1	5- 0				
0- 0	0- 0	0- 0	NEUTRAL	0- 0	0- 0	0- 0				

RPI 1-25				RPI 26-50				RPI 51-100				RPI 101+			
RPI	S	Opponent	Score	RPI	S	Opponent	Score	RPI	S	Opponent	Score	RPI	S	Opponent	Score
2	A	Baylor	63 66	27	N	Mississippi St.	58 68	57	A	St. John's (NY)	70 74	102	A	Memphis	87 88
3	A	UConn	59 79	43	H	Chattanooga	61 33	65	A	Temple	66 68	102	H	Memphis	97 82
3	H	UConn	59 75					65	H	Temple	76 62	130	H	Penn St.	101 79
13	A	Louisville	50 67					78	H	Drexel	73 58	149	H	Jacksonville	74 52
23	H	Oklahoma St.	68 46					80	A	Tulane	71 67	153	A	East Carolina	61 59
								80	H	Tulane	77 65	153	H	East Carolina	75 54
								99	H	Harvard	86 59	180	A	Tulsa	72 66
												187	A	SMU	66 48
												187	H	SMU	83 56
												197	H	Butler	87 77
												236	A	Cincinnati	78 51
												236	H	Cincinnati	82 49
												277	A	UCF	88 49
												277	H	UCF	108 63
												285	H	Houston	73 49
LAST 12 Division I GAMES:															
3	A	UConn	59 79	80	H	Tulane	77 65								
65	H	Temple	76 62	65	A	Temple	66 68								
180	A	Tulsa	72 66	236	H	Cincinnati	82 49								
102	H	Memphis	97 82	187	A	SMU	66 48								
13	A	Louisville	50 67	285	H	Houston	73 49								
236	A	Cincinnati	78 51	277	A	UCF	88 49								

Non-Div I Games:

South Fla.

■ Loss,
 ■ Non-Conf,
 ■ S Site,
 ■ Home
 ■ A Away
 N Neutral

Average RPI Win:	276	WON-LOST	WINNING	LAST 10	STRENGTH OF	OPP. STRENGTH	TEAM	ADJ.	CONF.	ADJ CONF.
Average RPI Loss:	152	RECORD	PCT. RANK	GAMES	SCHEDULE	OF SCHEDULE	RPI	RPI	RPI	RPI
DIV. I ONLY	13- 15	193	3- 7	272	285	232	232	24	24	
DIV. I NON-CONF.	5- 6	180	0- 1	172	327	176	176	24	24	
TOTALS	RPI 1-25	RPI 26-50	W-L RECORDS	RPI 51-100	RPI 101-150	RPI 150+				
13- 15	0- 0	0- 1	OVERALL	1- 2	0- 7	12- 5				
7- 4	0- 0	0- 0	HOME	1- 0	0- 4	6- 0				
6- 8	0- 0	0- 1	AWAY	0- 1	0- 2	6- 4				
0- 3	0- 0	0- 0	NEUTRAL	0- 1	0- 1	0- 1				
5- 6	0- 0	0- 1	NON-CONFERENCE	0- 2	0- 2	5- 1				
1- 2	0- 0	0- 0	HOME	0- 0	0- 2	1- 0				
4- 2	0- 0	0- 1	AWAY	0- 1	0- 0	4- 0				
0- 2	0- 0	0- 0	NEUTRAL	0- 1	0- 0	0- 1				
8- 9	0- 0	0- 0	CONFERENCE	1- 0	0- 5	7- 4				
6- 2	0- 0	0- 0	HOME	1- 0	0- 2	5- 0				
2- 6	0- 0	0- 0	AWAY	0- 0	0- 2	2- 4				
0- 1	0- 0	0- 0	NEUTRAL	0- 0	0- 1	0- 0				

RPI S	Opponent	Score	RPI S	Opponent	Score	RPI S	Opponent	Score	RPI S	Opponent	Score	Team's RPI: 232
44	A Missouri	32 74	53	N UC Riverside	67 85	103	A UT Martin	65 95	103	H UT Martin	74 84	
			54	A Saint Louis	52 67	108	H Central Ark.	54 63	133	H Southern Ill.	72 87	
			86	H Belmont	81 74	145	A SIUE	73 80	145	H SIUE	75 89	
						145	N SIUE	76 80	178	A Eastern Ky.	55 56	
						200	N Idaho St.	64 65	221	A Western Ill.	89 84	
						257	H Tennessee St.	75 65	262	A Murray St.	61 80	
						262	H Murray St.	96 59	269	A Austin Peay	71 74	
						269	H Austin Peay	71 69	278	A Tennessee Tech	60 57	
						295	H Jacksonville St.	61 47	297	A Wichita St.	66 62	
						299	H UMKC	78 65	305	A Morehead St.	89 79	
						335	A Lipscomb	84 69	338	A Eastern Ill.	59 64	
						338	H Eastern Ill.	82 52	346	A Alabama A&M	69 58	
LAST 12 Division I GAMES:												
145	N SIUE	76 80	103	A UT Martin	65 95							
53	N UC Riverside	67 85	338	A Eastern Ill.	59 64							
269	A Austin Peay	71 74	262	H Murray St.	96 59							
145	H SIUE	75 89	269	H Austin Peay	71 69							
338	H Eastern Ill.	82 52	103	H UT Martin	74 84							
262	A Murray St.	61 80	145	A SIUE	73 80							

Non-Div I Games: Harris-Stowe 78 66 William Woods 94 58

Southeast Mo. St.

■ Loss,
 ■ Non-Conf,
 ■ S Site,
 ■ Home
 ■ A Away
 N Neutral

Average RPI Win:	273	WON-LOST	WINNING	LAST 10	STRENGTH OF	OPP. STRENGTH	TEAM	ADJ.	CONF.	ADJ CONF.
Average RPI Loss:	171	RECORD	PCT. RANK	GAMES	SCHEDULE	OF SCHEDULE	RPI	RPI	RPI	RPI
DIV. I ONLY	4- 24	328	1- 9	152	273	312	312	26	26	
DIV. I NON-CONF.	1- 10	330	0- 0	145	174	282	282	26	26	
TOTALS	RPI 1-25	RPI 26-50	W-L RECORDS	RPI 51-100	RPI 101-150	RPI 150+				
4- 24	0- 0	0- 1	OVERALL	0- 4	0- 7	4- 12				
3- 10	0- 0	0- 0	HOME	0- 2	0- 2	3- 6				
1- 14	0- 0	0- 1	AWAY	0- 2	0- 5	1- 6				
0- 0	0- 0	0- 0	NEUTRAL	0- 0	0- 0	0- 0				
1- 10	0- 0	0- 1	NON-CONFERENCE	0- 2	0- 3	1- 4				
0- 4	0- 0	0- 0	HOME	0- 1	0- 0	0- 3				
1- 6	0- 0	0- 1	AWAY	0- 1	0- 3	1- 1				
0- 0	0- 0	0- 0	NEUTRAL	0- 0	0- 0	0- 0				
3- 14	0- 0	0- 0	CONFERENCE	0- 2	0- 4	3- 8				
3- 6	0- 0	0- 0	HOME	0- 1	0- 2	3- 3				
0- 8	0- 0	0- 0	AWAY	0- 1	0- 2	0- 5				
0- 0	0- 0	0- 0	NEUTRAL	0- 0	0- 0	0- 0				

RPI S	Opponent	Score	RPI S	Opponent	Score	RPI S	Opponent	Score	RPI S	Opponent	Score	Team's RPI: 312
27	A Mississippi St.	41 81	55	H Auburn	68 80	107	A Wright St.	72 106				
			71	A Georgia Tech	49 102	108	A Central Ark.	58 80				
			74	A Abilene Christian	70 72	108	H Central Ark.	60 64				
			74	H Abilene Christian	72 88	117	A Northwestern St.	62 82				
						117	H Northwestern St.	58 73				
						137	A Arkansas	53 97				
						138	A Texas Tech	51 113				
						152	A McNeese St.	79 96				
						152	H McNeese St.	74 83				
						156	H Troy	90 100				
						157	A Xavier	27 67				
						204	H SFA	65 56				
						224	A Sam Houston St.	56 80				
						243	A Houston Baptist	56 64				
						276	H La.-Monroe	84 88				
						288	H Lamar	73 66				
						296	A Florida A&M	62 57				
						303	H Nicholls St.	78 68				
						311	H Jackson St.	72 79				
						317	A A&M-Corpus Christi	67 69				
						329	H Incarnate Word	66 70				
						332	A New Orleans	55 57				
						332	H New Orleans	51 62				
LAST 12 Division I GAMES:												
332	A New Orleans	55 57	152	H McNeese St.	74 83							
108	H Central Ark.	60 64	74	H Abilene Christian	72 88							
117	H Northwestern St.	58 73	108	A Central Ark.	58 80							
74	A Abilene Christian	70 72	117	A Northwestern St.	62 82							
332	H New Orleans	51 62	152	A McNeese St.	79 96							
303	H Nicholls St.	78 68	317	A A&M-Corpus Christi	67 69							

Non-Div I Games:

Southeastern La.

■ Loss,
 ■ Non-Conf, S Site,
 ■ Home
 ■ Away
 N Neutral

Average RPI Win:	137	WON-LOST	WINNING	LAST 10	STRENGTH OF	OPP. STRENGTH	TEAM	ADJ.	CONF.	ADJ CONF.
Average RPI Loss:	47	RECORD	PCT. RANK	GAMES	SCHEDULE	OF SCHEDULE	RPI	RPI	RPI	RPI
DIV. I ONLY	18- 13	130	3- 7	10	53	56	56	1	1	
DIV. I NON-CONF.	11- 0	1	0- 0	58	321	6	6	1	1	
TOTALS	RPI 1-25	RPI 26-50	W-L RECORDS	RPI 51-100	RPI 101-150	RPI 150+				
18- 13	1- 7	2- 2	OVERALL	6- 2	4- 1	5- 1				
11- 5	1- 3	1- 1	HOME	4- 0	1- 1	4- 0				
3- 7	0- 3	0- 1	AWAY	1- 2	2- 0	0- 1				
4- 1	0- 1	1- 0	NEUTRAL	1- 0	1- 0	1- 0				
11- 0	0- 0	2- 0	NON-CONFERENCE	1- 0	3- 0	5- 0				
7- 0	0- 0	1- 0	HOME	1- 0	1- 0	4- 0				
1- 0	0- 0	0- 0	AWAY	0- 0	1- 0	0- 0				
3- 0	0- 0	1- 0	NEUTRAL	0- 0	1- 0	1- 0				
7- 13	1- 7	0- 2	CONFERENCE	5- 2	1- 1	0- 1				
4- 5	1- 3	0- 1	HOME	3- 0	0- 1	0- 0				
2- 7	0- 3	0- 1	AWAY	1- 2	1- 0	0- 1				
1- 1	0- 1	0- 0	NEUTRAL	1- 0	0- 0	0- 0				

RPI	S	Opponent	Score	RPI	S	Opponent	Score	RPI	S	Opponent	Score	RPI	S	Opponent	Score
7	A	Oregon St.	52 76	26	N	West Virginia	78 67	62	H	Santa Clara	81 46	110	A	Gonzaga	60 56
7	H	Oregon St.	49 57	29	A	Washington	60 69	79	H	California	61 47	116	N	Iona	76 56
7	N	Oregon St.	53 63	29	H	Washington	53 61	82	A	Oregon	60 69	120	A	Arizona	67 57
8	A	UCLA	73 78	50	H	Albany (NY)	68 67	82	H	Oregon	74 67	120	H	Arizona	56 63
8	H	UCLA	71 68					87	A	Utah	70 59	131	H	Long Beach St.	69 43
9	H	Stanford	47 57					95	A	Washington St.	61 73	196	A	Colorado	63 66
10	A	Arizona St.	68 69					95	H	Washington St.	64 62	202	H	UNLV	73 42
10	H	Arizona St.	45 50					95	N	Washington St.	77 73	241	N	Grand Canyon	75 44
												296	H	Florida A&M	88 45
												333	H	Southern Utah	71 32
												336	H	UC Irvine	75 56
LAST 12 Division I GAMES:															
		7 N Oregon St.	53 63			95 H Washington St.	64 62								
		95 N Washington St.	77 73			29 H Washington	53 61								
		120 H Arizona	56 63			10 A Arizona St.	68 69								
		10 H Arizona St.	45 50			120 A Arizona	67 57								
		82 A Oregon	60 69			196 A Colorado	63 66								
		7 A Oregon St.	52 76			87 A Utah	70 59								

Non-Div I Games: Hope Int'l 92 43

Southern California

■ Loss,
 ■ Non-Conf,
 ■ S Site,
 ■ H Home
 ■ A Away
 N Neutral

Average RPI Win: 235	WON-LOST	WINNING	LAST 10	STRENGTH OF	OPP. STRENGTH	TEAM	ADJ.	CONF.	ADJ CONF.
Average RPI Loss: 136	RECORD	PCT. RANK	GAMES	SCHEDULE	OF SCHEDULE	RPI	RPI	RPI	RPI
DIV. I ONLY	19- 10	81	7- 2	245	219	133	133	21	21
DIV. I NON-CONF.	7- 5	135	1- 0	126	240	123	123	17	17
TOTALS	RPI 1-25	RPI 26-50	W-L RECORDS	RPI 51-100	RPI 101-150	RPI 150+			
19- 10	0- 1	0- 0	OVERALL	2- 2	3- 3	14- 4			
10- 4	0- 0	0- 0	HOME	1- 1	1- 2	8- 1			
9- 6	0- 1	0- 0	AWAY	1- 1	2- 1	6- 3			
0- 0	0- 0	0- 0	NEUTRAL	0- 0	0- 0	0- 0			
7- 5	0- 1	0- 0	NON-CONFERENCE	0- 0	2- 3	5- 1			
4- 2	0- 0	0- 0	HOME	0- 0	1- 2	3- 0			
3- 3	0- 1	0- 0	AWAY	0- 0	1- 1	2- 1			
0- 0	0- 0	0- 0	NEUTRAL	0- 0	0- 0	0- 0			
12- 5	0- 0	0- 0	CONFERENCE	2- 2	1- 0	9- 3			
6- 2	0- 0	0- 0	HOME	1- 1	0- 0	5- 1			
6- 3	0- 0	0- 0	AWAY	1- 1	1- 0	4- 2			
0- 0	0- 0	0- 0	NEUTRAL	0- 0	0- 0	0- 0			

RPI S	Opponent	Score	RPI S	Opponent	Score	RPI S	Opponent	Score	RPI S	Opponent	Score	Team's RPI: 133
19	A DePaul	61 105				91	A Missouri St.	77 82	102	A Memphis	58 61	
						91	H Missouri St.	69 61	103	H UT Martin	63 70	
						93	A UNI	65 60	109	A Drake	77 67	
						93	H UNI	64 73	111	A Mercer	55 52	
									141	H Marshall	55 61	
									145	H SIUE	71 57	
									171	A Loyola Chicago	59 83	
									171	H Loyola Chicago	68 69	
									176	A Illinois	64 78	
									213	A Indiana St.	62 58	
									213	H Indiana St.	76 64	
									232	A Southeast Mo. St.	87 72	
									233	H Siena	73 54	
									257	H Tennessee St.	79 70	
									262	A Murray St.	70 57	
									297	A Wichita St.	48 57	
									297	H Wichita St.	80 66	
									302	A Bradley	65 51	
									302	H Bradley	75 49	
									305	H Morehead St.	102 69	
									313	A Illinois St.	68 55	
									313	H Illinois St.	76 71	
									334	A Evansville	66 63	
									334	H Evansville	74 56	
LAST 12 Division I GAMES:												
257	H Tennessee St.	79 70	334	A Evansville	66 63							
93	H UNI	64 73	302	A Bradley	65 51							
213	A Indiana St.	62 58	171	A Loyola Chicago	59 83							
313	A Illinois St.	68 55	313	H Illinois St.	76 71							
297	H Wichita St.	80 66	213	H Indiana St.	76 64							
91	H Missouri St.	69 61	91	A Missouri St.	77 82							

Non-Div I Games:

Southern Ill.

Average RPI Win:	229	WON-LOST	WINNING	LAST 10	STRENGTH OF	OPP. STRENGTH	TEAM	ADJ.	CONF.	ADJ CONF.
Average RPI Loss:	102	RECORD	PCT. RANK	GAMES	SCHEDULE	OF SCHEDULE	RPI	RPI	RPI	RPI
DIV. I ONLY	13- 14	180	3- 6	147	112	162	162	12	12	
DIV. I NON-CONF.	6- 4	125	1- 1	106	118	108	108	11	11	
TOTALS	RPI 1-25	RPI 26-50	W-L RECORDS	RPI 51-100	RPI 101-150	RPI 150+				
13- 14	0- 1	0- 5	OVERALL	0- 2	1- 2	12- 4				
11- 2	0- 0	0- 2	HOME	0- 0	1- 0	10- 0				
2- 11	0- 1	0- 3	AWAY	0- 2	0- 1	2- 4				
0- 1	0- 0	0- 0	NEUTRAL	0- 0	0- 1	0- 0				
6- 4	0- 1	0- 2	NON-CONFERENCE	0- 0	1- 1	5- 0				
5- 0	0- 0	0- 0	HOME	0- 0	1- 0	4- 0				
1- 3	0- 1	0- 2	AWAY	0- 0	0- 0	1- 0				
0- 1	0- 0	0- 0	NEUTRAL	0- 0	0- 1	0- 0				
7- 10	0- 0	0- 3	CONFERENCE	0- 2	0- 1	7- 4				
6- 2	0- 0	0- 2	HOME	0- 0	0- 0	6- 0				
1- 8	0- 0	0- 1	AWAY	0- 2	0- 1	1- 4				
0- 0	0- 0	0- 0	NEUTRAL	0- 0	0- 0	0- 0				

RPI	S	Opponent	Score	RPI	S	Opponent	Score	RPI	S	Opponent	Score	RPI	S	Opponent	Score	Team's RPI: 162
2	A	Baylor	42 97	27	A	Mississippi St.	65 78	61	A	Middle Tenn.	44 74	112	H	Samford	56 48	
				31	A	UTEP	64 72	76	A	Charlotte	59 80	147	N	North Carolina	62 69	
				31	H	UTEP	54 57					150	A	Old Dominion	45 53	
				38	H	Western Ky.	53 54					154	A	UAB	49 53	
				43	A	Chattanooga	48 53					175	H	Ole Miss	57 38	
												177	H	Fla. Atlantic	89 80	
												183	A	Louisiana Tech	37 72	
												183	H	Louisiana Tech	69 59	
												198	H	South Ala.	71 51	
												225	A	Rice	59 49	
												225	H	Rice	68 62	
												239	A	North Texas	55 57	
												239	H	North Texas	57 38	
												247	A	UTSA	41 47	
												247	H	UTSA	65 53	
												260	H	Alabama St.	65 44	
												278	A	Tennessee Tech	69 57	
												310	H	FIU	82 55	
												349	H	Mississippi Val.	71 55	
LAST 12 Division I GAMES:																
112	H	Samford	56 48	31	H	UTEP	54 57									
43	A	Chattanooga	48 53	61	A	Middle Tenn.	44 74									
38	H	Western Ky.	53 54	154	A	UAB	49 53									
239	A	North Texas	55 57	225	H	Rice	68 62									
225	A	Rice	59 49	239	H	North Texas	57 38									
247	H	UTSA	65 53	247	A	UTSA	41 47									

Non-Div I Games: William Carey 75 34

Southern Miss.

Loss, Non-Conf, S Site, H Home A Away N Neutral

Average RPI Win:	296	WON-LOST	WINNING	LAST 10	STRENGTH OF	OPP. STRENGTH	TEAM	ADJ.	CONF.	ADJ CONF.
Average RPI Loss:	136	RECORD	PCT. RANK	GAMES	SCHEDULE	OF SCHEDULE	RPI	RPI	RPI	RPI
DIV. I ONLY	14- 10	128	8- 2	290	320	165	165	31	31	
DIV. I NON-CONF.	1- 6	311	0- 0	20	4	193	193	31	31	
TOTALS	RPI 1-25	RPI 26-50	W-L RECORDS	RPI 51-100	RPI 101-150	RPI 150+				
14- 10	0- 2	0- 1	OVERALL	0- 2	0- 1	14- 4				
8- 1	0- 0	0- 0	HOME	0- 0	0- 0	8- 1				
6- 9	0- 1	0- 1	AWAY	0- 2	0- 1	6- 3				
0- 0	0- 0	0- 0	NEUTRAL	0- 0	0- 0	0- 0				
1- 6	0- 2	0- 1	NON-CONFERENCE	0- 2	0- 1	1- 0				
1- 0	0- 0	0- 0	HOME	0- 0	0- 0	1- 0				
0- 6	0- 2	0- 1	AWAY	0- 2	0- 1	0- 0				
0- 0	0- 0	0- 0	NEUTRAL	0- 0	0- 0	0- 0				
13- 4	0- 0	0- 0	CONFERENCE	0- 0	0- 0	13- 4				
7- 1	0- 0	0- 0	HOME	0- 0	0- 0	7- 1				
6- 3	0- 0	0- 0	AWAY	0- 0	0- 0	6- 3				
0- 0	0- 0	0- 0	NEUTRAL	0- 0	0- 0	0- 0				

RPI 1-25			RPI 26-50			RPI 51-100			RPI 101+ Team's RPI: 165		
RPI	S	Opponent	Score	RPI	S	Opponent	Score	RPI	S	Opponent	Score
11	A	Maryland	61 94	42	A	Kansas St.	47 59	80	A	Tulane	48 77
18	A	Texas A&M	47 88					98	A	Nebraska	38 89
										Iowa St.	46 86
										Grambling	52 65
										Grambling	80 68
										South Ala.	50 45
										Texas Southern	45 59
										Texas Southern	56 55
										Alabama St.	57 55
										Alabama St.	59 60
										Prairie View	65 55
										Alcorn	74 85
										Alcorn	66 57
										Jackson St.	66 57
										Jackson St.	84 57
										Ark.-Pine Bluff	78 61
										Ark.-Pine Bluff	74 70
										Alabama A&M	68 62
										Alabama A&M	77 38
										Mississippi Val.	99 36
										Mississippi Val.	78 26
LAST 12 Division I GAMES:											
248	H	Texas Southern	56 55	311	A	Jackson St.	66 57				
292	A	Alcorn	74 85	188	A	Grambling	52 65				
346	A	Alabama A&M	68 62	292	H	Alcorn	66 57				
260	A	Alabama St.	57 55	346	H	Alabama A&M	77 38				
349	H	Mississippi Val.	78 26	260	H	Alabama St.	59 60				
331	H	Ark.-Pine Bluff	74 70	349	A	Mississippi Val.	99 36				

Non-Div I Games: Tougaloo 81 48 Spring Hill 65 46

Southern U.

Loss, Non-Conf, S Site, H Home A Away N Neutral

Average RPI Win:	318	WON-LOST	WINNING	LAST 10	STRENGTH OF	OPP. STRENGTH	TEAM	ADJ.	CONF.	ADJ CONF.
Average RPI Loss:	173	RECORD	PCT. RANK	GAMES	SCHEDULE	OF SCHEDULE	RPI	RPI	RPI	RPI
DIV. I ONLY	4- 24	328	2- 8	207	287	333	333	19	19	
DIV. I NON-CONF.	2- 8	290	0- 0	275	295	325	325	23	23	
TOTALS	RPI 1-25	RPI 26-50	W-L RECORDS	RPI 51-100	RPI 101-150	RPI 150+				
4- 24	0- 0	0- 0	OVERALL	0- 3	0- 5	4- 16				
4- 8	0- 0	0- 0	HOME	0- 0	0- 2	4- 6				
0- 15	0- 0	0- 0	AWAY	0- 3	0- 3	0- 9				
0- 1	0- 0	0- 0	NEUTRAL	0- 0	0- 0	0- 1				
2- 8	0- 0	0- 0	NON-CONFERENCE	0- 2	0- 1	2- 5				
2- 1	0- 0	0- 0	HOME	0- 0	0- 0	2- 1				
0- 6	0- 0	0- 0	AWAY	0- 2	0- 1	0- 3				
0- 1	0- 0	0- 0	NEUTRAL	0- 0	0- 0	0- 1				
2- 16	0- 0	0- 0	CONFERENCE	0- 1	0- 4	2- 11				
2- 7	0- 0	0- 0	HOME	0- 0	0- 2	2- 5				
0- 9	0- 0	0- 0	AWAY	0- 1	0- 2	0- 6				
0- 0	0- 0	0- 0	NEUTRAL	0- 0	0- 0	0- 0				

[illegible]

Non-Div I Games:

Southern Utah

Loss, Non-Conf, S Site, H Home A Away N Neutral

St. Bonaventure

Through Games Of March 4, 2016

Average RPI Win:	155	WON-LOST	WINNING	LAST 10	STRENGTH OF	OPP. STRENGTH	TEAM	ADJ.	CONF.	ADJ CONF.
Average RPI Loss:	90	RECORD	PCT. RANK	GAMES	SCHEDULE	OF SCHEDULE	RPI	RPI	RPI	RPI
DIV. I ONLY	23- 7	41	6- 4	79	89	34	34	7	7	
DIV. I NON-CONF.	11- 2	28	0- 0	128	87	28	28	8	8	
TOTALS	RPI 1-25	RPI 26-50	W-L RECORDS	RPI 51-100	RPI 101-150	RPI 150+				
23- 7	1- 2	2- 0	OVERALL	4- 3	3- 0	13- 2				
16- 0	1- 0	2- 0	HOME	3- 0	3- 0	7- 0				
7- 6	0- 1	0- 0	AWAY	1- 2	0- 0	6- 0				
0- 1	0- 0	0- 0	NEUTRAL	0- 1	0- 0	0- 0				
11- 2	0- 1	1- 0	NON-CONFERENCE	2- 1	2- 0	6- 0				
8- 0	0- 0	1- 0	HOME	2- 0	2- 0	3- 0				
3- 2	0- 1	0- 0	AWAY	0- 1	0- 0	3- 0				
0- 0	0- 0	0- 0	NEUTRAL	0- 0	0- 0	0- 0				
12- 5	1- 1	1- 0	CONFERENCE	2- 2	1- 0	7- 2				
8- 0	1- 0	1- 0	HOME	1- 0	1- 0	4- 0				
4- 4	0- 1	0- 0	AWAY	1- 1	0- 0	3- 2				
0- 1	0- 0	0- 0	NEUTRAL	0- 1	0- 0	0- 0				

RPI 1-25				RPI 26-50				RPI 51-100				RPI 101+			
RPI	S	Opponent	Score	RPI	S	Opponent	Score	RPI	S	Opponent	Score	RPI	S	Opponent	Score
19	A	DePaul	54 77	35	H	James Madison	56 45	54	H	Saint Louis	80 59	113	H	Saint Joseph's	65 51
21	A	Duquesne	62 74	39	H	George Washington	69 67	69	A	VCU	47 52	127	H	Buffalo	59 32
21	H	Duquesne	60 48					69	N	VCU	50 59	130	H	Penn St.	70 60
								78	A	Drexel	46 58	151	H	Detroit	84 73
								81	A	Dayton	59 54	159	A	Fordham	68 77
								94	H	Georgetown	69 54	159	H	Fordham	55 41
								97	H	Toledo	74 63	161	A	Stony Brook	73 68
												170	H	George Mason	70 55
												184	A	Davidson	59 47
												195	H	Richmond	66 43
												207	A	Rhode Island	69 56
												216	A	Massachusetts	60 69
												216	H	Massachusetts	66 41
												222	A	Canisius	59 47
												233	H	Siena	57 40
												279	A	La Salle	70 63
												289	H	Niagara	67 55
												301	A	Colgate	62 38
LAST 12 Division I GAMES:															
69	N	VCU	50 59	54	H	Saint Louis	80 59								
21	H	Duquesne	60 48	69	A	VCU	47 52								
159	A	Fordham	68 77	195	H	Richmond	66 43								
279	A	La Salle	70 63	113	H	Saint Joseph's	65 51								
39	H	George Washington	69 67	21	A	Duquesne	62 74								
216	A	Massachusetts	60 69	81	A	Dayton	59 54								

Non-Div I Games:

St. Bonaventure

■ Loss,
 ■ Non-Conf,
 ■ S Site,
 ■ Home
 ■ A Away
 N Neutral

Average RPI Win:	276	WON-LOST	WINNING	LAST 10	STRENGTH OF	OPP. STRENGTH	TEAM	ADJ.	CONF.	ADJ CONF.
Average RPI Loss:	253	RECORD	PCT. RANK	GAMES	SCHEDULE	OF SCHEDULE	RPI	RPI	RPI	RPI
DIV. I ONLY	7- 22	298	3- 7	339	348	337	337	30	30	
DIV. I NON-CONF.	3- 8	258	0- 0	316	334	312	312	32	32	
TOTALS	RPI 1-25	RPI 26-50	W-L RECORDS	RPI 51-100	RPI 101-150	RPI 150+				
7- 22	0- 0	0- 0	OVERALL	0- 3	0- 0	7- 19				
2- 10	0- 0	0- 0	HOME	0- 1	0- 0	2- 9				
4- 11	0- 0	0- 0	AWAY	0- 1	0- 0	4- 10				
1- 1	0- 0	0- 0	NEUTRAL	0- 1	0- 0	1- 0				
3- 8	0- 0	0- 0	NON-CONFERENCE	0- 3	0- 0	3- 5				
1- 2	0- 0	0- 0	HOME	0- 1	0- 0	1- 1				
1- 5	0- 0	0- 0	AWAY	0- 1	0- 0	1- 4				
1- 1	0- 0	0- 0	NEUTRAL	0- 1	0- 0	1- 0				
4- 14	0- 0	0- 0	CONFERENCE	0- 0	0- 0	4- 14				
1- 8	0- 0	0- 0	HOME	0- 0	0- 0	1- 8				
3- 6	0- 0	0- 0	AWAY	0- 0	0- 0	3- 6				
0- 0	0- 0	0- 0	NEUTRAL	0- 0	0- 0	0- 0				

RPI 1-25			RPI 26-50			RPI 51-100			RPI 101+ Team's RPI: 337		
RPI	S	Opponent	Score	RPI	S	Opponent	Score	RPI	S	Opponent	Score
						67 H Army West Point	35 74	199 A Sacred Heart		55 63	
						71 A Georgia Tech	51 89	199 H Sacred Heart		51 68	
						94 N Georgetown	52 74	206 A Robert Morris		72 65	
								206 H Robert Morris		53 62	
								228 A Bryant		58 57	
								228 H Bryant		42 70	
								231 H Loyola Maryland		64 54	
								242 A Manhattan		53 61	
								256 A Monmouth		54 63	
								266 A Saint Francis (PA)		68 85	
								266 H Saint Francis (PA)		76 83	
								275 A Central Conn. St.		61 65	
								275 H Central Conn. St.		61 67	
								280 A Vermont		59 55	
								283 H Rider		59 71	
								314 A Fairleigh Dickinson		61 65	
								314 H Fairleigh Dickinson		88 78	
								318 A Mt. St. Mary's		56 66	
								318 H Mt. St. Mary's		40 57	
								326 A Lafayette		59 77	
								328 A LIU Brooklyn		71 51	
								328 H LIU Brooklyn		62 65	
								339 A Saint Peter's		40 44	
								345 A Wagner		53 70	
								345 H Wagner		78 82	
								347 N Norfolk St.		59 55	
LAST 12 Division I GAMES:											
275	H	Central Conn. St.	61 67	314	H	Fairleigh Dickinson	88 78				
318	H	Mt. St. Mary's	40 57	199	A	Sacred Heart	55 63				
266	A	Saint Francis (PA)	68 85	345	H	Wagner	78 82				
206	A	Robert Morris	72 65	275	A	Central Conn. St.	61 65				
228	A	Bryant	58 57	345	A	Wagner	53 70				
328	H	LIU Brooklyn	62 65	328	A	LIU Brooklyn	71 51				

Non-Div I Games:

St. Francis Brooklyn

St. John's (NY)

Through Games Of March 4, 2016

Average RPI Win:	156	WON-LOST	WINNING	LAST 10	STRENGTH OF	OPP. STRENGTH	TEAM	ADJ.	CONF.	ADJ CONF.
Average RPI Loss:	64	RECORD	PCT. RANK	GAMES	SCHEDULE	OF SCHEDULE	RPI	RPI	RPI	RPI
DIV. I ONLY	20- 9	70	5- 5	95	63	57	57	6	6	
DIV. I NON-CONF.	9- 2	37	0- 0	150	44	32	32	6	6	
TOTALS	RPI 1-25	RPI 26-50	W-L RECORDS	RPI 51-100	RPI 101-150	RPI 150+				
20- 9	1- 4	2- 2	OVERALL	4- 1	1- 1	12- 1				
11- 3	1- 1	1- 1	HOME	2- 0	0- 1	7- 0				
9- 6	0- 3	1- 1	AWAY	2- 1	1- 0	5- 1				
0- 0	0- 0	0- 0	NEUTRAL	0- 0	0- 0	0- 0				
9- 2	1- 2	0- 0	NON-CONFERENCE	1- 0	0- 0	7- 0				
5- 0	1- 0	0- 0	HOME	0- 0	0- 0	4- 0				
4- 2	0- 2	0- 0	AWAY	1- 0	0- 0	3- 0				
0- 0	0- 0	0- 0	NEUTRAL	0- 0	0- 0	0- 0				
11- 7	0- 2	2- 2	CONFERENCE	3- 1	1- 1	5- 1				
6- 3	0- 1	1- 1	HOME	2- 0	0- 1	3- 0				
5- 4	0- 1	1- 1	AWAY	1- 1	1- 0	2- 1				
0- 0	0- 0	0- 0	NEUTRAL	0- 0	0- 0	0- 0				

RPI 1-25				RPI 26-50				RPI 51-100 Team's RPI: 57				RPI 101+			
RPI	S	Opponent	Score	RPI	S	Opponent	Score	RPI	S	Opponent	Score	RPI	S	Opponent	Score
8	A	UCLA	58 73	33	A	Seton Hall	72 64	52	A	Rutgers	69 62	128	A	Creighton	66 55
19	A	DePaul	71 77	33	H	Seton Hall	71 69	92	A	Marquette	64 67	128	H	Creighton	57 64
19	H	DePaul	61 71	46	A	Villanova	54 58	92	H	Marquette	81 77	155	H	Yale	69 56
21	A	Duquesne	57 76	46	H	Villanova	59 71	94	A	Georgetown	65 60	157	A	Xavier	69 56
25	H	South Fla.	74 70					94	H	Georgetown	63 55	157	H	Xavier	57 41
												168	H	Marist	61 47
												186	H	Fairfield	73 54
												197	A	Butler	58 62
												197	H	Butler	68 41
												199	H	Sacred Heart	67 54
												217	A	Kansas	86 71
												261	A	Providence	80 61
												261	H	Providence	69 54
												277	A	UCF	70 42
												336	A	UC Irvine	85 63
LAST 12 Division I GAMES:															
128	H	Creighton	57 64	33	A	Seton Hall	72 64								
261	H	Providence	69 54	19	A	DePaul	71 77								
197	A	Butler	58 62	92	A	Marquette	64 67								
157	A	Xavier	69 56	157	H	Xavier	57 41								
94	H	Georgetown	63 55	197	H	Butler	68 41								
46	H	Villanova	59 71	46	A	Villanova	54 58								

Non-Div I Games:

St. John's (NY)

■ Loss,
■ Non-Conf,
■ S Site,
■ H Home
■ A Away
N Neutral

St. Mary's (CA)

Through Games Of March 4, 2016

Average RPI Win:	166	WON-LOST	WINNING	LAST 10	STRENGTH OF	OPP. STRENGTH	TEAM	ADJ.	CONF.	ADJ CONF.
Average RPI Loss:	98	RECORD	PCT. RANK	GAMES	SCHEDULE	OF SCHEDULE	RPI	RPI	RPI	RPI
DIV. I ONLY	24- 6	29	8- 2	115	96	51	51	8	8	
DIV. I NON-CONF.	9- 2	37	0- 0	148	91	67	67	9	9	
TOTALS	RPI 1-25	RPI 26-50	W-L RECORDS	RPI 51-100	RPI 101-150	RPI 150+				
24- 6	0- 2	1- 1	OVERALL	7- 1	3- 0	13- 2				
11- 4	0- 1	0- 1	HOME	3- 1	2- 0	6- 1				
11- 2	0- 1	0- 0	AWAY	4- 0	1- 0	6- 1				
2- 0	0- 0	1- 0	NEUTRAL	0- 0	0- 0	1- 0				
9- 2	0- 0	1- 1	NON-CONFERENCE	2- 0	1- 0	5- 1				
4- 2	0- 0	0- 1	HOME	1- 0	1- 0	2- 1				
4- 0	0- 0	0- 0	AWAY	1- 0	0- 0	3- 0				
1- 0	0- 0	1- 0	NEUTRAL	0- 0	0- 0	0- 0				
15- 4	0- 2	0- 0	CONFERENCE	5- 1	2- 0	8- 1				
7- 2	0- 1	0- 0	HOME	2- 1	1- 0	4- 0				
7- 2	0- 1	0- 0	AWAY	3- 0	1- 0	3- 1				
1- 0	0- 0	0- 0	NEUTRAL	0- 0	0- 0	1- 0				

RPI 1-25				RPI 26-50				RPI 51-100				Team's RPI: 51				RPI 101+			
RPI	S	Opponent	Score	RPI	S	Opponent	Score	RPI	S	Opponent	Score	RPI	S	Opponent	Score	RPI	S	Opponent	Score
16	A	BYU	59 65	44	H	Missouri	78 95	62	A	Santa Clara	78 70	110	A	Gonzaga	69 68				
16	H	BYU	44 65	46	N	Villanova	67 60	62	H	Santa Clara	67 73	110	H	Gonzaga	66 47				
								79	A	California	64 63	121	H	Fresno St.	83 81				
								85	A	San Diego	73 68	173	A	Pacific	82 73				
								85	H	San Diego	68 60	173	H	Pacific	83 75				
								89	A	San Francisco	78 68	179	A	Northern Colo.	65 52				
								89	H	San Francisco	72 59	185	H	UC Davis	71 78				
								95	H	Washington St.	75 71	190	H	Cal Poly	87 83				
												192	H	San Jose St.	91 81				
												238	A	Loyola Marymount	91 81				
												238	H	Loyola Marymount	72 57				
												238	N	Loyola Marymount	85 71				
												246	A	Wyoming	70 64				
												267	A	Pepperdine	58 62				
												267	H	Pepperdine	88 72				
												287	A	Portland	78 51				
												287	H	Portland	95 53				
												298	A	CSUN	93 59				
LAST 12 Division I GAMES:																			
238	N	Loyola Marymount	85 71	267	A	Pepperdine	58 62												
89	H	San Francisco	72 59	16	H	BYU	44 65												
62	A	Santa Clara	78 70	85	H	San Diego	68 60												
287	H	Portland	95 53	173	H	Pacific	83 75												
110	H	Gonzaga	66 47	287	A	Portland	78 51												
238	A	Loyola Marymount	91 81	110	A	Gonzaga	69 68												

Non-Div I Games:

St. Mary's (CA)

■ Loss,
 ■ Non-Conf,
 ■ S Site,
 ■ Home
 ■ A Away
 N Neutral

Average RPI Win:	97	WON-LOST	WINNING	LAST 10	STRENGTH OF	OPP. STRENGTH	TEAM	ADJ.	CONF.	ADJ CONF.
Average RPI Loss:	19	RECORD	PCT. RANK	GAMES	SCHEDULE	OF SCHEDULE	RPI	RPI	RPI	RPI
DIV. I ONLY	24- 7	37	8- 2	5	6	9	9	1	1	
DIV. I NON-CONF.	10- 2	33	0- 0	10	18	4	4	1	1	
TOTALS	RPI 1-25	RPI 26-50	W-L RECORDS	RPI 51-100	RPI 101-150	RPI 150+				
24- 7	2- 5	3- 1	OVERALL	11- 1	3- 0	5- 0				
13- 2	2- 1	3- 0	HOME	4- 1	1- 0	3- 0				
8- 4	0- 4	0- 0	AWAY	4- 0	2- 0	2- 0				
3- 1	0- 0	0- 1	NEUTRAL	3- 0	0- 0	0- 0				
10- 2	1- 1	2- 0	NON-CONFERENCE	3- 1	1- 0	3- 0				
5- 1	1- 0	2- 0	HOME	0- 1	0- 0	2- 0				
2- 1	0- 1	0- 0	AWAY	0- 0	1- 0	1- 0				
3- 0	0- 0	0- 0	NEUTRAL	3- 0	0- 0	0- 0				
14- 5	1- 4	1- 1	CONFERENCE	8- 0	2- 0	2- 0				
8- 1	1- 1	1- 0	HOME	4- 0	1- 0	1- 0				
6- 3	0- 3	0- 0	AWAY	4- 0	1- 0	1- 0				
0- 1	0- 0	0- 1	NEUTRAL	0- 0	0- 0	0- 0				

RPI	S	Opponent	Score	RPI	S	Opponent	Score	RPI	S	Opponent	Score	RPI	S	Opponent	Score
6	A	Texas	69 77	29	H	Washington	69 53	56	A	Southern California	57 47	110	A	Gonzaga	65 48
7	A	Oregon St.	50 58	29	N	Washington	65 73	62	H	Santa Clara	58 61	120	A	Arizona	59 34
7	H	Oregon St.	76 54	39	H	George Washington	84 63	63	N	Purdue	71 65	120	H	Arizona	82 58
8	A	UCLA	36 56	43	H	Chattanooga	73 30	79	A	California	60 55	167	H	Cornell	93 38
10	A	Arizona St.	31 49					79	H	California	53 46	185	A	UC Davis	74 45
10	H	Arizona St.	61 63					81	N	Dayton	74 66	196	A	Colorado	80 49
22	H	Tennessee	69 55					82	A	Oregon	64 62	196	H	Colorado	71 56
								82	H	Oregon	69 42	219	H	CSU Bakersfield	83 41
								87	A	Utah	72 54				
								87	H	Utah	72 52				
								91	N	Missouri St.	82 65				
								95	H	Washington St.	69 52				
LAST 12 Division I GAMES:															
				29	N	Washington	65 73	120	H	Arizona	82 58				
				82	H	Oregon	69 42	79	A	California	60 55				
				7	H	Oregon St.	76 54	79	H	California	53 46				
				87	A	Utah	72 54	95	H	Washington St.	69 52				
				196	A	Colorado	80 49	29	H	Washington	69 53				
				10	H	Arizona St.	61 63	8	A	UCLA	36 56				

Non-Div I Games:

Stanford

■ Loss,
 ■ Non-Conf,
 ■ S Site,
 ■ Home
 ■ A Away
 N Neutral

Average RPI Win:	290	WON-LOST	WINNING	LAST 10	STRENGTH OF	OPP. STRENGTH	TEAM	ADJ.	CONF.	ADJ CONF.
Average RPI Loss:	126	RECORD	PCT. RANK	GAMES	SCHEDULE	OF SCHEDULE	RPI	RPI	RPI	RPI
DIV. I ONLY	16- 10	109	7- 3	316	260	193	193	29	29	
DIV. I NON-CONF.	6- 5	146	0- 0	281	148	195	195	28	28	
TOTALS	RPI 1-25	RPI 26-50	W-L RECORDS	RPI 51-100	RPI 101-150	RPI 150+				
16- 10	0- 1	0- 1	OVERALL	0- 3	1- 2	15- 3				
9- 3	0- 0	0- 0	HOME	0- 1	1- 0	8- 2				
7- 5	0- 1	0- 1	AWAY	0- 1	0- 1	7- 1				
0- 2	0- 0	0- 0	NEUTRAL	0- 1	0- 1	0- 0				
6- 5	0- 1	0- 1	NON-CONFERENCE	0- 1	0- 1	6- 1				
3- 1	0- 0	0- 0	HOME	0- 0	0- 0	3- 1				
3- 2	0- 1	0- 1	AWAY	0- 0	0- 0	3- 0				
0- 2	0- 0	0- 0	NEUTRAL	0- 1	0- 1	0- 0				
10- 5	0- 0	0- 0	CONFERENCE	0- 2	1- 1	9- 2				
6- 2	0- 0	0- 0	HOME	0- 1	1- 0	5- 1				
4- 3	0- 0	0- 0	AWAY	0- 1	0- 1	4- 1				
0- 0	0- 0	0- 0	NEUTRAL	0- 0	0- 0	0- 0				

RPI 1-25				RPI 26-50				RPI 51-100				RPI 101+ Team's RPI: 193			
RPI	S	Opponent	Score	RPI	S	Opponent	Score	RPI	S	Opponent	Score	RPI	S	Opponent	Score
22	A	Tennessee	56 90	36	A	Georgia	55 76	68	A	FGCU	48 61	146	N	Boise St.	65 71
								68	H	FGCU	47 60	149	A	Jacksonville	49 69
								77	N	Minnesota	69 72	149	H	Jacksonville	66 61
												203	H	Hampton	68 59
												209	A	USC Upstate	58 73
												209	H	USC Upstate	56 61
												245	A	Bethune-Cookman	62 38
												270	A	UNCW	52 49
												271	H	Georgia St.	72 80
												277	H	UCF	83 68
												286	A	Kennesaw St.	57 54
												286	H	Kennesaw St.	77 62
												286	H	Kennesaw St.	74 56
												294	H	Ga. Southern	79 57
												327	A	North Florida	67 56
												327	H	North Florida	81 61
												335	A	Lipscomb	83 62
												335	H	Lipscomb	79 75
												338	A	Eastern Ill.	68 66
												344	A	NJIT	74 56
												344	H	NJIT	60 55
LAST 12 Division I GAMES:															
				286	H	Kennesaw St.	74 56	327	A	North Florida	67 56				
				68	H	FGCU	47 60	149	H	Jacksonville	66 61				
				286	H	Kennesaw St.	77 62	327	H	North Florida	81 61				
				335	H	Lipscomb	79 75	149	A	Jacksonville	49 69				
				344	A	NJIT	74 56	335	A	Lipscomb	83 62				
				209	A	USC Upstate	58 73	286	A	Kennesaw St.	57 54				

Non-Div I Games: Trinity Baptist 107 30 Armstrong St. 61 45 Flagler 84 47

Stetson

Loss, Non-Conf, S Site, H Home A Away N Neutral

Stony Brook

Through Games Of March 4, 2016

Average RPI Win:	242	WON-LOST	WINNING	LAST 10	STRENGTH OF	OPP. STRENGTH	TEAM	ADJ.	CONF.	ADJ CONF.
Average RPI Loss:	123	RECORD	PCT. RANK	GAMES	SCHEDULE	OF SCHEDULE	RPI	RPI	RPI	RPI
DIV. I ONLY	16- 13	146	3- 7	199	203	161	161	16	16	
DIV. I NON-CONF.	8- 5	120	0- 0	215	168	133	133	19	19	
TOTALS	RPI 1-25	RPI 26-50	W-L RECORDS	RPI 51-100	RPI 101-150	RPI 150+				
16- 13	0- 1	0- 3	OVERALL	1- 3	1- 0	14- 6				
9- 5	0- 0	0- 2	HOME	1- 1	1- 0	7- 2				
7- 8	0- 1	0- 1	AWAY	0- 2	0- 0	7- 4				
0- 0	0- 0	0- 0	NEUTRAL	0- 0	0- 0	0- 0				
8- 5	0- 1	0- 1	NON-CONFERENCE	1- 1	1- 0	6- 2				
4- 2	0- 0	0- 1	HOME	1- 0	1- 0	2- 1				
4- 3	0- 1	0- 0	AWAY	0- 1	0- 0	4- 1				
0- 0	0- 0	0- 0	NEUTRAL	0- 0	0- 0	0- 0				
8- 8	0- 0	0- 2	CONFERENCE	0- 2	0- 0	8- 4				
5- 3	0- 0	0- 1	HOME	0- 1	0- 0	5- 1				
3- 5	0- 0	0- 1	AWAY	0- 1	0- 0	3- 3				
0- 0	0- 0	0- 0	NEUTRAL	0- 0	0- 0	0- 0				

RPI 1-25				RPI 26-50				RPI 51-100				RPI 101+ Team's RPI: 161			
RPI	S	Opponent	Score	RPI	S	Opponent	Score	RPI	S	Opponent	Score	RPI	S	Opponent	Score
14	A	Syracuse	49 64	34	H	St. Bonaventure	68 73	66	A	Hofstra	66 71	116	H	Iona	58 53
				50	A	Albany (NY)	54 73	70	A	Maine	52 55	155	A	Yale	57 62
				50	H	Albany (NY)	49 62	70	H	Maine	43 60	167	A	Cornell	58 49
								99	H	Harvard	64 63	174	A	UMBC	69 60
												174	H	UMBC	65 69
												175	H	Ole Miss	57 72
												210	A	Hartford	45 42
												210	H	Hartford	58 35
												230	A	Binghamton	47 54
												230	H	Binghamton	64 58
												237	A	New Hampshire	46 49
												237	H	New Hampshire	63 54
												240	A	Columbia	79 71
												252	H	Morgan St.	46 42
												280	A	Vermont	37 44
												280	H	Vermont	73 59
												319	A	UMass Lowell	64 50
												319	H	UMass Lowell	60 46
												328	H	LIU Brooklyn	71 54
												339	A	Saint Peter's	69 35
												345	A	Wagner	73 62
LAST 12 Division I GAMES:															
280	A	Vermont	37 44	319	H	UMass Lowell	60 46								
70	H	Maine	43 60	230	A	Binghamton	47 54								
50	H	Albany (NY)	49 62	280	H	Vermont	73 59								
237	A	New Hampshire	46 49	70	A	Maine	52 55								
174	H	UMBC	65 69	50	A	Albany (NY)	54 73								
210	A	Hartford	45 42	210	H	Hartford	58 35								

Non-Div I Games:

Stony Brook

Loss, Non-Conf, S Site, H Home A Away N Neutral

Average RPI Win:	133	WON-LOST	WINNING	LAST 10	STRENGTH OF	OPP. STRENGTH	TEAM	ADJ.	CONF.	ADJ CONF.
Average RPI Loss:	34	RECORD	PCT. RANK	GAMES	SCHEDULE	OF SCHEDULE	RPI	RPI	RPI	RPI

DIV. I ONLY	24- 6	29	10- 0	30	47	14	14	4	4
DIV. I NON-CONF.	10- 3	61	0- 0	57	112	44	44	5	5
TOTALS	RPI 1-25	RPI 26-50	W-L RECORDS	RPI 51-100	RPI 101-150	RPI 150+			
24- 6	1- 5	5- 0	OVERALL	2- 0	8- 1	8- 0			
14- 2	1- 2	1- 0	HOME	2- 0	4- 0	6- 0			
7- 4	0- 3	2- 0	AWAY	0- 0	4- 1	1- 0			
3- 0	0- 0	2- 0	NEUTRAL	0- 0	0- 0	1- 0			
10- 3	0- 3	1- 0	NON-CONFERENCE	1- 0	1- 0	7- 0			
7- 1	0- 1	0- 0	HOME	1- 0	1- 0	5- 0			
1- 2	0- 2	0- 0	AWAY	0- 0	0- 0	1- 0			
2- 0	0- 0	1- 0	NEUTRAL	0- 0	0- 0	1- 0			
14- 3	1- 2	4- 0	CONFERENCE	1- 0	7- 1	1- 0			
7- 1	1- 1	1- 0	HOME	1- 0	3- 0	1- 0			
6- 2	0- 1	2- 0	AWAY	0- 0	4- 1	0- 0			
1- 0	0- 0	1- 0	NEUTRAL	0- 0	0- 0	0- 0			

RPI 1-25				Team's RPI: 14		RPI 26-50				RPI 51-100				RPI 101+			
RPI	S	Opponent	Score	RPI	S	Opponent	Score	RPI	S	Opponent	Score	RPI	S	Opponent	Score		
1	A	Notre Dame	62 90	28	A	Miami (FL)	57 51	71	H	Georgia Tech	71 52	106	A	Virginia	91 57		
10	H	Arizona St.	54 61	29	N	Washington	66 62	78	H	Drexel	83 62	115	A	Boston College	71 55		
11	A	Maryland	64 82	48	H	Duke	86 50					115	H	Boston College	62 61		
13	H	Louisville	53 71	49	A	North Carolina St.	55 52					119	H	Virginia Tech	60 39		
15	H	Florida St.	83 73	49	N	North Carolina St.	80 61					126	A	Pittsburgh	70 56		
22	A	Tennessee	55 57									126	H	Pittsburgh	71 48		
												140	A	Wake Forest	91 65		
												147	A	North Carolina	73 77		
												149	H	Jacksonville	65 49		
												159	N	Fordham	76 54		
												161	H	Stony Brook	64 49		
												207	A	Rhode Island	57 54		
												212	H	UTRGV	91 32		
												244	H	Coppin St.	88 56		
												252	H	Morgan St.	90 61		
												258	H	Clemson	83 62		
												330	H	Howard	97 48		
LAST 12 Division I GAMES:																	
				49	N	North Carolina St.	80 61	71	H	Georgia Tech	71 52						
				115	A	Boston College	71 55	258	H	Clemson	83 62						
				126	A	Pittsburgh	70 56	28	A	Miami (FL)	57 51						
				15	H	Florida St.	83 73	115	H	Boston College	62 61						
				49	A	North Carolina St.	55 52	13	H	Louisville	53 71						
				106	A	Virginia	91 57	1	A	Notre Dame	62 90						

Non-Div I Games:

Syracuse

■ Loss, ■ Non-Conf, S Site, H Home A Away N Neutral

TCU

Average RPI Win: 192

WON-LOST

WINNING

LAST 10

STRENGTH OF

OPP. STRENGTH

TEAM

ADJ.

CONF.

ADJ CONF.

Average RPI Loss: 45

RECORD

PCT. RANK

GAMES

SCHEDULE

OF SCHEDULE

RPI

RPI

RPI

RPI

DIV. I ONLY

16- 14

156

4- 6

67

33

101

101

2

2

DIV. I NON-CONF.

8- 3

77

0- 0

241

230

132

132

3

3

TOTALS

RPI 1-25

RPI 26-50

W-L RECORDS

RPI 51-100

RPI 101-150

RPI 150+

16- 14

1- 7

1- 5

OVERALL

0- 0

4- 0

10- 2

12- 5

1- 3

1- 2

HOME

0- 0

2- 0

8- 0

4- 8

0- 4

0- 3

AWAY

0- 0

2- 0

2- 1

0- 1

0- 0

0- 0

NEUTRAL

0- 0

0- 0

0- 1

8- 3

0- 2

0- 0

NON-CONFERENCE

0- 0

0- 0

8- 1

7- 1

0- 1

0- 0

HOME

0- 0

0- 0

7- 0

1- 2

0- 1

0- 0

AWAY

0- 0

0- 0

1- 1

0- 0

0- 0

0- 0

NEUTRAL

0- 0

0- 0

0- 0

8- 11

1- 5

1- 5

CONFERENCE

0- 0

4- 0

2- 1

5- 4

1- 2

1- 2

HOME

0- 0

2- 0

1- 0

3- 6

0- 3

0- 3

AWAY

0- 0

2- 0

1- 0

0- 1

0- 0

0- 0

NEUTRAL

0- 0

0- 0

0- 1

RPI 1-25

RPI 26-50

RPI 51-100

RPI 101+

Team's RPI: 101

RPI S Opponent Score

RPI S Opponent Score

RPI S Opponent Score

RPI S Opponent Score

1 H Notre Dame 72 88

26 A West Virginia 72 83

125 A Iowa St. 72 62

2 A Baylor 55 72

26 H West Virginia 84 97

125 H Iowa St. 79 69

2 H Baylor 75 81

32 A Oklahoma 64 77

138 A Texas Tech 78 69

6 A Texas 58 71

32 H Oklahoma 65 78

138 H Texas Tech 69 48

6 H Texas 58 65

42 A Kansas St. 49 58

187 A SMU 89 79

18 A Texas A&M 78 82

42 H Kansas St. 87 73

197 A Butler 53 65

23 A Oklahoma St. 52 80

212 H UTRGV 71 67

23 H Oklahoma St. 79 65

217 A Kansas 70 44

217 H Kansas 55 52

217 N Kansas 64 81

224 H Sam Houston St. 85 59

276 H La.-Monroe 80 42

281 H Prairie View 69 60

332 H New Orleans 85 36

333 H Southern Utah 76 47

LAST 12 Division I GAMES:

217 N Kansas 64 81

125 H Iowa St. 79 69

217 H Kansas 55 52

2 H Baylor 75 81

6 A Texas 58 71

32 A Oklahoma 64 77

26 A West Virginia 72 83

23 A Oklahoma St. 52 80

23 H Oklahoma St. 79 65

125 A Iowa St. 72 62

217 A Kansas 70 44

26 H West Virginia 84 97

Non-Div I Games:

TCU

Loss,

Non-Conf,S Site,

Home

A Away

N Neutral

Page 293

Non-Div I Games:

TCU

Average RPI Win:	181	WON-LOST	WINNING	LAST 10	STRENGTH OF	OPP. STRENGTH	TEAM	ADJ.	CONF.	ADJ CONF.
Average RPI Loss:	62	RECORD	PCT. RANK	GAMES	SCHEDULE	OF SCHEDULE	RPI	RPI	RPI	RPI
DIV. I ONLY	19- 10	81	7- 3	78	76	65	65	9	9	
DIV. I NON-CONF.	6- 5	146	0- 1	44	46	102	102	7	7	
TOTALS	RPI 1-25	RPI 26-50	W-L RECORDS	RPI 51-100	RPI 101-150	RPI 150+				
19- 10	2- 4	1- 1	OVERALL	2- 2	1- 2	13- 1				
12- 3	2- 1	1- 1	HOME	1- 0	1- 1	7- 0				
7- 7	0- 2	0- 0	AWAY	1- 1	0- 0	6- 0				
0- 0	0- 0	0- 0	NEUTRAL	0- 0	0- 0	0- 0				
6- 5	1- 1	1- 1	NON-CONFERENCE	0- 2	0- 1	4- 0				
4- 2	1- 0	1- 1	HOME	0- 0	0- 1	2- 0				
2- 3	0- 1	0- 0	AWAY	0- 2	0- 0	2- 0				
0- 0	0- 0	0- 0	NEUTRAL	0- 0	0- 0	0- 0				
13- 5	1- 3	0- 0	CONFERENCE	2- 0	1- 1	9- 1				
8- 1	1- 1	0- 0	HOME	1- 0	1- 0	5- 0				
5- 4	0- 2	0- 0	AWAY	1- 0	0- 1	4- 1				
0- 0	0- 0	0- 0	NEUTRAL	0- 0	0- 0	0- 0				

RPI	S	Opponent	Score	RPI	S	Opponent	Score	RPI	S	Opponent	Score	RPI	S	Opponent	Score
3	A	UConn	49 104	37	H	Penn	54 60	52	A	Rutgers	51 61	102	A	Memphis	97 100
3	H	UConn	60 85	46	H	Villanova	61 55	80	A	Tulane	72 54	102	H	Memphis	82 58
15	A	Florida St.	47 75					80	H	Tulane	72 67	113	H	Saint Joseph's	67 70
24	H	Florida	97 91					83	A	Quinnipiac	56 58	153	A	East Carolina	83 63
25	A	South Fla.	62 76									159	A	Fordham	57 44
25	H	South Fla.	68 66									180	H	Tulsa	66 46
												187	A	SMU	67 69
												187	H	SMU	55 35
												199	H	Sacred Heart	92 62
												236	A	Cincinnati	74 49
												236	H	Cincinnati	74 51
												277	A	UCF	71 63
												277	H	UCF	78 64
												279	A	La Salle	77 48
												285	A	Houston	75 66
												285	H	Houston	78 48
												322	H	Delaware St.	100 59
LAST 12 Division I GAMES:															
277	H	UCF	78 64	236	A	Cincinnati	74 49								
25	A	South Fla.	62 76	25	H	South Fla.	68 66								
80	H	Tulane	72 67	187	H	SMU	55 35								
102	A	Memphis	97 100	153	A	East Carolina	83 63								
3	H	UConn	60 85	80	A	Tulane	72 54								
285	H	Houston	78 48	37	H	Penn	54 60								

Non-Div I Games:

Temple

Loss, Non-Conf, S Site, H Home A Away N Neutral

Tennessee

Through Games Of March 4, 2016

Average RPI Win:	101	WON-LOST	WINNING	LAST 10	STRENGTH OF	OPP. STRENGTH	TEAM	ADJ.	CONF.	ADJ CONF.
Average RPI Loss:	53	RECORD	PCT. RANK	GAMES	SCHEDULE	OF SCHEDULE	RPI	RPI	RPI	RPI
DIV. I ONLY	19- 12	113	6- 4	1	18	22	22	3	3	
DIV. I NON-CONF.	9- 4	95	0- 0	2	35	10	10	2	2	
TOTALS	RPI 1-25	RPI 26-50	W-L RECORDS	RPI 51-100	RPI 101-150	RPI 150+				
19- 12	3- 7	4- 1	OVERALL	3- 0	4- 3	5- 1				
13- 4	1- 3	3- 0	HOME	2- 0	3- 1	4- 0				
4- 8	1- 4	1- 1	AWAY	1- 0	0- 2	1- 1				
2- 0	1- 0	0- 0	NEUTRAL	0- 0	1- 0	0- 0				
9- 4	2- 3	2- 0	NON-CONFERENCE	0- 0	2- 1	3- 0				
7- 2	1- 1	2- 0	HOME	0- 0	2- 1	2- 0				
2- 2	1- 2	0- 0	AWAY	0- 0	0- 0	1- 0				
0- 0	0- 0	0- 0	NEUTRAL	0- 0	0- 0	0- 0				
10- 8	1- 4	2- 1	CONFERENCE	3- 0	2- 2	2- 1				
6- 2	0- 2	1- 0	HOME	2- 0	1- 0	2- 0				
2- 6	0- 2	1- 1	AWAY	1- 0	0- 2	0- 1				
2- 0	1- 0	0- 0	NEUTRAL	0- 0	1- 0	0- 0				

RPI	S	Opponent	Score	RPI	S	Opponent	Score	RPI	S	Opponent	Score	RPI	S	Opponent	Score
1	A	Notre Dame	66 79	27	A	Mississippi St.	63 65	55	H	Auburn	79 52	108	H	Central Ark.	102 47
4	H	South Carolina	56 62	36	H	Georgia	80 60	72	A	Vanderbilt	69 51	119	H	Virginia Tech	43 57
6	H	Texas	53 64	43	H	Chattanooga	59 57	72	H	Vanderbilt	58 49	122	A	LSU	56 57
7	A	Oregon St.	53 50	44	A	Missouri	71 55					130	H	Penn St.	74 66
9	A	Stanford	55 69	50	H	Albany (NY)	63 55					137	A	Arkansas	59 64
12	A	Kentucky	63 64									137	H	Arkansas	75 57
14	H	Syracuse	57 55									137	N	Arkansas	68 51
18	A	Texas A&M	71 76									158	A	Alabama	46 54
18	N	Texas A&M	70 60									158	H	Alabama	70 42
24	H	Florida	66 74									166	H	ETSU	85 49
												175	H	Ole Miss	57 51
												193	H	Stetson	90 56
												297	A	Wichita St.	58 51
LAST 12 Division I GAMES:															
		18 N Texas A&M	70 60			4 H South Carolina	56 62								
		137 N Arkansas	68 51			72 A Vanderbilt	69 51								
		36 H Georgia	80 60			18 A Texas A&M	71 76								
		158 A Alabama	46 54			137 H Arkansas	75 57								
		122 A LSU	56 57			158 H Alabama	70 42								
		175 H Ole Miss	57 51			27 A Mississippi St.	63 65								

Non-Div I Games:

Tennessee

■ Loss,
■ Non-Conf,
■ S Site,
■ H Home
■ A Away
N Neutral

Tennessee St.

Through Games Of March 4, 2016

Average RPI Win:	276	WON-LOST	WINNING	LAST 10	STRENGTH OF	OPP. STRENGTH	TEAM	ADJ.	CONF.	ADJ CONF.
Average RPI Loss:	151	RECORD	PCT. RANK	GAMES	SCHEDULE	OF SCHEDULE	RPI	RPI	RPI	RPI
DIV. I ONLY	10- 18	254	3- 7	191	251	257	257	24	24	
DIV. I NON-CONF.	3- 8	258	0- 0	109	162	219	219	24	24	
TOTALS	RPI 1-25	RPI 26-50	W-L RECORDS	RPI 51-100	RPI 101-150	RPI 150+				
10- 18	0- 1	0- 2	OVERALL	0- 3	1- 3	9- 9				
7- 3	0- 0	0- 0	HOME	0- 1	1- 0	6- 2				
2- 12	0- 1	0- 2	AWAY	0- 1	0- 3	2- 5				
1- 3	0- 0	0- 0	NEUTRAL	0- 1	0- 0	1- 2				
3- 8	0- 1	0- 2	NON-CONFERENCE	0- 0	0- 2	3- 3				
2- 0	0- 0	0- 0	HOME	0- 0	0- 0	2- 0				
0- 6	0- 1	0- 2	AWAY	0- 0	0- 2	0- 1				
1- 2	0- 0	0- 0	NEUTRAL	0- 0	0- 0	1- 2				
7- 10	0- 0	0- 0	CONFERENCE	0- 3	1- 1	6- 6				
5- 3	0- 0	0- 0	HOME	0- 1	1- 0	4- 2				
2- 6	0- 0	0- 0	AWAY	0- 1	0- 1	2- 4				
0- 1	0- 0	0- 0	NEUTRAL	0- 1	0- 0	0- 0				

RPI 1-25				RPI 26-50				RPI 51-100				RPI 101+ Team's RPI: 257			
RPI	S	Opponent	Score	RPI	S	Opponent	Score	RPI	S	Opponent	Score	RPI	S	Opponent	Score
12	A	Kentucky	39 81	27	A	Mississippi St.	54 82	86	A	Belmont	65 80	103	A	UT Martin	50 77
				45	A	Indiana	56 88	86	H	Belmont	51 71	129	A	Youngstown St.	58 69
								86	N	Belmont	60 68	133	A	Southern Ill.	70 79
												145	H	SIUE	73 61
												176	A	Illinois	43 98
												177	N	Fla. Atlantic	64 69
												178	A	Eastern Ky.	67 78
												178	H	Eastern Ky.	66 70
												223	N	Utah St.	46 63
												232	A	Southeast Mo. St.	65 75
												248	H	Texas Southern	72 56
												260	N	Alabama St.	74 64
												262	H	Murray St.	69 58
												269	H	Austin Peay	66 58
												278	A	Tennessee Tech	60 70
												278	H	Tennessee Tech	56 64
												295	A	Jacksonville St.	55 69
												295	H	Jacksonville St.	50 40
												305	A	Morehead St.	68 60
												305	H	Morehead St.	78 76
												335	H	Lipscomb	77 65
												338	A	Eastern Ill.	62 53
LAST 12 Division I GAMES:															
				86	N	Belmont	60 68	305	H	Morehead St.	78 76				
				86	H	Belmont	51 71	178	H	Eastern Ky.	66 70				
				305	A	Morehead St.	68 60	295	A	Jacksonville St.	55 69				
				295	H	Jacksonville St.	50 40	103	A	UT Martin	50 77				
				178	A	Eastern Ky.	67 78	86	A	Belmont	65 80				
				278	H	Tennessee Tech	56 64	278	A	Tennessee Tech	60 70				

Non-Div I Games: Lane 75 44 North Ala. 58 40

Tennessee St.

Loss, Non-Conf, S Site, H Home A Away N Neutral

Tennessee Tech

Through Games Of March 4, 2016

Average RPI Win:	284	WON-LOST	WINNING	LAST 10	STRENGTH OF	OPP. STRENGTH	TEAM	ADJ.	CONF.	ADJ CONF.
Average RPI Loss:	154	RECORD	PCT. RANK	GAMES	SCHEDULE	OF SCHEDULE	RPI	RPI	RPI	RPI
DIV. I ONLY	10- 19	262	5- 5	240	228	278	278	24	24	
DIV. I NON-CONF.	4- 9	245	0- 0	179	124	255	255	24	24	
TOTALS	RPI 1-25	RPI 26-50	W-L RECORDS	RPI 51-100	RPI 101-150	RPI 150+				
10- 19	0- 1	0- 2	OVERALL	0- 3	0- 4	10- 9				
7- 9	0- 1	0- 1	HOME	0- 1	0- 2	7- 4				
3- 10	0- 0	0- 1	AWAY	0- 2	0- 2	3- 5				
0- 0	0- 0	0- 0	NEUTRAL	0- 0	0- 0	0- 0				
4- 9	0- 1	0- 2	NON-CONFERENCE	0- 1	0- 2	4- 3				
3- 5	0- 1	0- 1	HOME	0- 0	0- 1	3- 2				
1- 4	0- 0	0- 1	AWAY	0- 1	0- 1	1- 1				
0- 0	0- 0	0- 0	NEUTRAL	0- 0	0- 0	0- 0				
6- 10	0- 0	0- 0	CONFERENCE	0- 2	0- 2	6- 6				
4- 4	0- 0	0- 0	HOME	0- 1	0- 1	4- 2				
2- 6	0- 0	0- 0	AWAY	0- 1	0- 1	2- 4				
0- 0	0- 0	0- 0	NEUTRAL	0- 0	0- 0	0- 0				

RPI 1-25				RPI 26-50				RPI 51-100				RPI 101+ Team's RPI: 278			
RPI	S	Opponent	Score	RPI	S	Opponent	Score	RPI	S	Opponent	Score	RPI	S	Opponent	Score
13	H	Louisville	54 76	36	A	Georgia	48 81	61	A	Middle Tenn.	53 69	103	A	UT Martin	53 67
				40	H	Arkansas St.	55 77	86	A	Belmont	49 70	111	H	Mercer	47 63
								86	H	Belmont	79 80	134	A	Northern Ky.	62 88
												145	H	SIUE	68 83
												157	A	Xavier	47 64
												162	H	Southern Miss.	57 69
												178	A	Eastern Ky.	77 72
												178	H	Eastern Ky.	67 71
												232	H	Southeast Mo. St.	57 60
												257	A	Tennessee St.	64 56
												257	H	Tennessee St.	70 60
												258	H	Clemson	53 71
												262	A	Murray St.	50 56
												269	A	Austin Peay	75 91
												271	H	Georgia St.	72 65
												295	A	Jacksonville St.	46 55
												295	H	Jacksonville St.	51 49
												297	H	Wichita St.	54 48
												305	A	Morehead St.	71 75
												305	H	Morehead St.	77 69
												307	A	UNCG	73 64
												335	H	Lipscomb	81 70
												338	H	Eastern Ill.	81 74
LAST 12 Division I GAMES:															
178	H	Eastern Ky.	67 71	86	H	Belmont	79 80	305	A	Morehead St.	71 75	178	A	Eastern Ky.	77 72
86	A	Belmont	49 70	257	H	Tennessee St.	70 60	232	H	Southeast Mo. St.	57 60	103	A	UT Martin	53 67
305	H	Morehead St.	77 69	295	A	Jacksonville St.	46 55								
295	H	Jacksonville St.	51 49												
257	A	Tennessee St.	64 56												
295	A	Jacksonville St.	46 55												

Non-Div I Games:

Tennessee Tech

■ Loss,
■ Non-Conf,
■ S Site,
■ H Home
■ A Away
N Neutral

Average RPI Win:	112	WON-LOST	WINNING	LAST 10	STRENGTH OF	OPP. STRENGTH	TEAM	ADJ.	CONF.	ADJ CONF.
Average RPI Loss:	12	RECORD	PCT. RANK	GAMES	SCHEDULE	OF SCHEDULE	RPI	RPI	RPI	RPI
DIV. I ONLY	26- 3	8	8- 2	25	10	6	6	2	2	
DIV. I NON-CONF.	11- 0	1	0- 0	119	14	9	9	3	3	
TOTALS	RPI 1-25	RPI 26-50	W-L RECORDS	RPI 51-100	RPI 101-150	RPI 150+				
26- 3	4- 2	6- 1	OVERALL	0- 0	9- 0	7- 0				
15- 1	2- 1	4- 0	HOME	0- 0	4- 0	5- 0				
10- 2	2- 0	2- 0	AWAY	0- 0	4- 0	2- 0				
1- 0	0- 0	0- 0	NEUTRAL	0- 0	1- 0	0- 0				
11- 0	2- 0	1- 0	NON-CONFERENCE	0- 0	3- 0	5- 0				
7- 0	1- 0	1- 0	HOME	0- 0	1- 0	4- 0				
3- 0	1- 0	0- 0	AWAY	0- 0	1- 0	1- 0				
1- 0	0- 0	0- 0	NEUTRAL	0- 0	1- 0	0- 0				
15- 3	2- 2	5- 1	CONFERENCE	0- 0	6- 0	2- 0				
8- 1	1- 1	3- 0	HOME	0- 0	3- 0	1- 0				
7- 2	1- 1	2- 1	AWAY	0- 0	3- 0	1- 0				
0- 0	0- 0	0- 0	NEUTRAL	0- 0	0- 0	0- 0				

RPI	S	Opponent	Score	RPI	S	Opponent	Score	RPI	S	Opponent	Score	RPI	S	Opponent	Score
2	A	Baylor	48 74	26	A	West Virginia	65 54					101	A	TCU	65 58
2	H	Baylor	67 80	26	H	West Virginia	73 50					101	H	TCU	71 58
9	H	Stanford	77 69	27	H	Mississippi St.	53 47					105	A	Little Rock	66 56
22	A	Tennessee	64 53	32	A	Oklahoma	56 74					117	H	Northwestern St.	86 33
23	A	Oklahoma St.	78 48	32	H	Oklahoma	83 76					125	A	Iowa St.	65 49
23	H	Oklahoma St.	70 55	42	A	Kansas St.	66 51					125	H	Iowa St.	75 54
				42	H	Kansas St.	58 51					137	N	Arkansas	61 50
												138	A	Texas Tech	76 55
												138	H	Texas Tech	86 62
												203	H	Hampton	79 52
												217	A	Kansas	75 38
												217	H	Kansas	70 46
												222	H	Canisius	92 62
												224	H	Sam Houston St.	83 49
												225	A	Rice	70 47
												247	H	UTSA	90 53
LAST 12 Division I GAMES:															
2	A	Baylor	48 74	23	H	Oklahoma St.	70 55								
101	H	TCU	71 58	125	A	Iowa St.	65 49								
138	A	Texas Tech	76 55	42	A	Kansas St.	66 51								
26	H	West Virginia	73 50	217	H	Kansas	70 46								
42	H	Kansas St.	58 51	32	H	Oklahoma	83 76								
32	A	Oklahoma	56 74	101	A	TCU	65 58								

Non-Div I Games:

Texas

■ Loss,
■ Non-Conf, S Site,
■ Home
■ Away
N Neutral

Average RPI Win:	113	WON-LOST	WINNING	LAST 10	STRENGTH OF	OPP. STRENGTH	TEAM	ADJ.	CONF.	ADJ CONF.
Average RPI Loss:	27	RECORD	PCT. RANK	GAMES	SCHEDULE	OF SCHEDULE	RPI	RPI	RPI	RPI
DIV. I ONLY	21- 9	66	6- 4	7	11	18	18	3	3	
DIV. I NON-CONF.	10- 3	61	0- 0	21	29	24	24	2	2	
TOTALS	RPI 1-25	RPI 26-50	W-L RECORDS	RPI 51-100	RPI 101-150	RPI 150+				
21- 9	1- 8	5- 0	OVERALL	3- 0	5- 1	7- 0				
12- 3	1- 3	3- 0	HOME	0- 0	3- 0	5- 0				
6- 3	0- 0	1- 0	AWAY	2- 0	1- 0	2- 0				
3- 3	0- 3	1- 0	NEUTRAL	1- 0	1- 0	0- 0				
10- 3	0- 3	2- 0	NON-CONFERENCE	1- 0	3- 0	4- 0				
6- 1	0- 1	0- 0	HOME	0- 0	2- 0	4- 0				
1- 0	0- 0	1- 0	AWAY	0- 0	0- 0	0- 0				
3- 2	0- 2	1- 0	NEUTRAL	1- 0	1- 0	0- 0				
11- 6	1- 5	3- 0	CONFERENCE	2- 0	2- 1	3- 0				
6- 2	1- 2	3- 0	HOME	0- 0	1- 0	1- 0				
5- 3	0- 2	0- 0	AWAY	2- 0	1- 1	2- 0				
0- 1	0- 1	0- 0	NEUTRAL	0- 0	0- 0	0- 0				

RPI	S	Opponent	Score	RPI	S	Opponent	Score	RPI	S	Opponent	Score	RPI	S	Opponent	Score
4	A	South Carolina	58 59	27	H	Mississippi St.	64 58	55	A	Auburn	57 49	101	H	TCU	82 78
4	H	South Carolina	63 70	32	N	Oklahoma	74 68	72	A	Vanderbilt	75 63	105	H	Little Rock	69 39
5	N	Ohio St.	80 95	36	H	Georgia	73 62	79	N	California	75 58	122	A	LSU	53 35
12	H	Kentucky	58 71	44	H	Missouri	81 77					122	H	LSU	68 54
16	N	BYU	64 72	48	A	Duke	72 66					124	N	Hawaii	82 41
19	H	DePaul	66 80									137	A	Arkansas	61 67
22	H	Tennessee	76 71									158	A	Alabama	59 56
22	N	Tennessee	60 70									165	H	Southern U.	88 47
24	A	Florida	81 83									175	A	Ole Miss	62 48
												175	H	Ole Miss	81 58
												187	H	SMU	67 55
												235	H	Texas St.	87 50
												281	H	Prairie View	88 30
LAST 12 Division I GAMES:															
22	N	Tennessee	60 70	27	H	Mississippi St.	64 58								
12	H	Kentucky	58 71	22	H	Tennessee	76 71								
55	A	Auburn	57 49	24	A	Florida	81 83								
72	A	Vanderbilt	75 63	4	H	South Carolina	63 70								
122	H	LSU	68 54	158	A	Alabama	59 56								
175	A	Ole Miss	62 48	44	H	Missouri	81 77								

Non-Div I Games:

Texas A&M

■ Loss,
 ■ Non-Conf, S Site,
 ■ Home
 ■ Away
 N Neutral

Texas Southern

Through Games Of March 4, 2016

Average RPI Win:	294	WON-LOST	WINNING	LAST 10	STRENGTH OF	OPP. STRENGTH	TEAM	ADJ.	CONF.	ADJ CONF.
Average RPI Loss:	196	RECORD	PCT. RANK	GAMES	SCHEDULE	OF SCHEDULE	RPI	RPI	RPI	RPI
DIV. I ONLY	17- 10	95	6- 4	348	315	248	248	31	31	
DIV. I NON-CONF.	4- 6	201	0- 0	344	78	291	291	31	31	
TOTALS	RPI 1-25	RPI 26-50	W-L RECORDS	RPI 51-100	RPI 101-150	RPI 150+				
17- 10	0- 1	0- 0	OVERALL	0- 0	0- 1	17- 8				
8- 4	0- 0	0- 0	HOME	0- 0	0- 0	8- 4				
8- 6	0- 1	0- 0	AWAY	0- 0	0- 1	8- 4				
1- 0	0- 0	0- 0	NEUTRAL	0- 0	0- 0	1- 0				
4- 6	0- 1	0- 0	NON-CONFERENCE	0- 0	0- 1	4- 4				
1- 2	0- 0	0- 0	HOME	0- 0	0- 0	1- 2				
2- 4	0- 1	0- 0	AWAY	0- 0	0- 1	2- 2				
1- 0	0- 0	0- 0	NEUTRAL	0- 0	0- 0	1- 0				
13- 4	0- 0	0- 0	CONFERENCE	0- 0	0- 0	13- 4				
7- 2	0- 0	0- 0	HOME	0- 0	0- 0	7- 2				
6- 2	0- 0	0- 0	AWAY	0- 0	0- 0	6- 2				
0- 0	0- 0	0- 0	NEUTRAL	0- 0	0- 0	0- 0				

RPI 1-25				RPI 26-50				RPI 51-100				RPI 101+ Team's RPI: 248			
RPI	S	Opponent	Score	RPI	S	Opponent	Score	RPI	S	Opponent	Score	RPI	S	Opponent	Score
23	A	Oklahoma St.	52 87									122	A	LSU	36 86
												165	A	Southern U.	55 56
												165	H	Southern U.	59 45
												188	A	Grambling	62 50
												188	H	Grambling	46 49
												217	A	Kansas	65 72
												224	H	Sam Houston St.	51 53
												225	A	Rice	69 66
												243	H	Houston Baptist	65 77
												247	A	UTSA	59 44
												257	A	Tennessee St.	56 72
												260	A	Alabama St.	51 57
												260	H	Alabama St.	48 58
												281	A	Prairie View	50 43
												281	H	Prairie View	72 65
												292	H	Alcorn	68 39
												311	A	Jackson St.	62 36
												311	H	Jackson St.	66 47
												317	H	A&M-Corpus Christi	51 43
												331	A	Ark.-Pine Bluff	57 51
												331	H	Ark.-Pine Bluff	57 30
												335	N	Lipscomb	66 62
												346	A	Alabama A&M	57 38
												346	H	Alabama A&M	72 41
												349	A	Mississippi Val.	85 30
												349	H	Mississippi Val.	76 38
LAST 12 Division I GAMES:															
165	A	Southern U.	55 56	311	H	Jackson St.	66 47								
260	H	Alabama St.	48 58	281	A	Prairie View	50 43								
346	H	Alabama A&M	72 41	346	A	Alabama A&M	57 38								
331	A	Ark.-Pine Bluff	57 51	260	A	Alabama St.	51 57								
349	A	Mississippi Val.	85 30	331	H	Ark.-Pine Bluff	57 30								
188	H	Grambling	46 49	349	H	Mississippi Val.	76 38								

Non-Div I Games:

Texas Southern

■ Loss,
 ■ Non-Conf, S Site,
 ■ Home
 ■ Away
 N Neutral

Average RPI Win: 227	WON-LOST	WINNING	LAST 10	STRENGTH OF	OPP. STRENGTH	TEAM	ADJ.	CONF.	ADJ CONF.
Average RPI Loss: 140	RECORD	PCT. RANK	GAMES	SCHEDULE	OF SCHEDULE	RPI	RPI	RPI	RPI
DIV. I ONLY	10- 17	247	2- 8	169	159	235	235	15	15
DIV. I NON-CONF.	3- 5	218	0- 0	123	30	178	178	14	14
TOTALS	RPI 1-25	RPI 26-50	W-L RECORDS	RPI 51-100	RPI 101-150	RPI 150+			
10- 17	0- 1	0- 4	OVERALL	0- 0	2- 6	8- 6			
7- 4	0- 0	0- 1	HOME	0- 0	1- 2	6- 1			
3- 10	0- 1	0- 2	AWAY	0- 0	1- 2	2- 5			
0- 3	0- 0	0- 1	NEUTRAL	0- 0	0- 2	0- 0			
3- 5	0- 1	0- 2	NON-CONFERENCE	0- 0	0- 2	3- 0			
2- 0	0- 0	0- 0	HOME	0- 0	0- 0	2- 0			
1- 2	0- 1	0- 1	AWAY	0- 0	0- 0	1- 0			
0- 3	0- 0	0- 1	NEUTRAL	0- 0	0- 2	0- 0			
7- 12	0- 0	0- 2	CONFERENCE	0- 0	2- 4	5- 6			
5- 4	0- 0	0- 1	HOME	0- 0	1- 2	4- 1			
2- 8	0- 0	0- 1	AWAY	0- 0	1- 2	1- 5			
0- 0	0- 0	0- 0	NEUTRAL	0- 0	0- 0	0- 0			

RPI 1-25				RPI 26-50				RPI 51-100				RPI 101+ Team's RPI: 235			
RPI	S	Opponent	Score	RPI	S	Opponent	Score	RPI	S	Opponent	Score	RPI	S	Opponent	Score
18	A	Texas A&M	50 87	40	A	Arkansas St.	50 87					105	A	Little Rock	45 57
				40	H	Arkansas St.	59 74					105	H	Little Rock	67 57
				44	A	Missouri	56 82					125	N	Iowa St.	61 83
				48	N	Duke	34 85					132	A	La.-Lafayette	46 42
												132	H	La.-Lafayette	47 59
												136	N	Idaho	55 75
												139	A	UT Arlington	69 78
												139	H	UT Arlington	48 80
												156	A	Troy	79 112
												156	H	Troy	73 88
												198	A	South Ala.	73 71
												239	H	North Texas	64 62
												243	A	Houston Baptist	71 66
												247	H	UTSA	72 64
												265	A	Appalachian St.	71 90
												265	H	Appalachian St.	87 76
												271	A	Georgia St.	62 73
												271	H	Georgia St.	80 71
												276	A	La.-Monroe	59 63
												276	H	La.-Monroe	63 57
LAST 12 Division I GAMES:															
				156	H	Troy	73 88					265	H	Appalachian St.	87 76
				139	A	UT Arlington	69 78					139	H	UT Arlington	48 80
				105	A	Little Rock	45 57					294	A	Ga. Southern	64 78
				40	A	Arkansas St.	50 87					271	A	Georgia St.	62 73
				132	H	La.-Lafayette	47 59					276	A	La.-Monroe	59 63
				276	H	La.-Monroe	63 57					132	A	La.-Lafayette	46 42
												294	A	Ga. Southern	64 78
												294	H	Ga. Southern	61 56

Non-Div I Games: Tex. A&M-Commerce 80 60 St. Edward's 52 44

Texas St.

■ Loss,
 ■ Non-Conf,
 ■ S Site,
 ■ Home
 ■ A Away
 N Neutral

Texas Tech

Through Games Of March 4, 2016

Average RPI Win:	208	WON-LOST	WINNING	LAST 10	STRENGTH OF	OPP. STRENGTH	TEAM	ADJ.	CONF.	ADJ CONF.
Average RPI Loss:	40	RECORD	PCT. RANK	GAMES	SCHEDULE	OF SCHEDULE	RPI	RPI	RPI	RPI
DIV. I ONLY	13- 17	214	3- 7	53	52	138	138	2	2	
DIV. I NON-CONF.	9- 2	37	0- 0	208	292	99	99	3	3	
TOTALS	RPI 1-25	RPI 26-50	W-L RECORDS	RPI 51-100	RPI 101-150	RPI 150+				
13- 17	0- 6	0- 7	OVERALL	1- 1	3- 3	9- 0				
10- 7	0- 3	0- 3	HOME	1- 0	2- 1	7- 0				
1- 9	0- 0	0- 0	AWAY	0- 0	0- 0	1- 0				
2- 1	0- 0	0- 1	NEUTRAL	0- 0	1- 0	1- 0				
9- 2	0- 0	0- 1	NON-CONFERENCE	1- 1	1- 0	7- 0				
8- 0	0- 0	0- 0	HOME	1- 0	1- 0	6- 0				
0- 1	0- 0	0- 0	AWAY	0- 1	0- 0	0- 0				
1- 1	0- 0	0- 1	NEUTRAL	0- 0	0- 0	1- 0				
4- 15	0- 6	0- 6	CONFERENCE	0- 0	2- 3	2- 0				
2- 7	0- 3	0- 3	HOME	0- 0	1- 1	1- 0				
1- 8	0- 3	0- 3	AWAY	0- 0	0- 2	1- 0				
1- 0	0- 0	0- 0	NEUTRAL	0- 0	1- 0	0- 0				

RPI 1-25				RPI 26-50				RPI 51-100				RPI 101+ Team's RPI: 138			
RPI	S	Opponent	Score	RPI	S	Opponent	Score	RPI	S	Opponent	Score	RPI	S	Opponent	Score
2	A	Baylor	43 69	26	A	West Virginia	57 79	62	A	Santa Clara	70 75	101	A	TCU	48 69
2	H	Baylor	36 66	26	H	West Virginia	42 69	74	H	Abilene Christian	71 65	101	H	TCU	69 78
6	A	Texas	62 86	29	N	Washington	73 77					125	A	Iowa St.	48 77
6	H	Texas	55 76	32	A	Oklahoma	53 92					125	H	Iowa St.	69 66
23	A	Oklahoma St.	57 70	32	H	Oklahoma	60 70					125	N	Iowa St.	89 84
23	H	Oklahoma St.	46 69	42	A	Kansas St.	53 65					136	H	Idaho	78 62
				42	H	Kansas St.	53 65					159	N	Fordham	62 48
												188	H	Grambling	70 55
												200	H	Idaho St.	79 64
												217	A	Kansas	69 58
												217	H	Kansas	54 44
												289	H	Niagara	79 45
												312	H	Southeastern La.	113 51
												329	H	Incarinate Word	70 55
												331	H	Ark.-Pine Bluff	84 40
LAST 12 Division I GAMES:															
125	N	Iowa St.	89 84	2	H	Baylor	36 66								
32	H	Oklahoma	60 70	23	A	Oklahoma St.	57 70								
217	A	Kansas	69 58	26	H	West Virginia	42 69								
6	H	Texas	55 76	217	H	Kansas	54 44								
42	A	Kansas St.	53 65	2	A	Baylor	43 69								
125	A	Iowa St.	48 77	42	H	Kansas St.	53 65								

Non-Div I Games:

Texas Tech

■ Loss,
■ Non-Conf,
■ S Site,
■ H Home
■ A Away
N Neutral

T
o
l
e
d
o

Toledo				Through Games Of March 4, 2016						
Average RPI Win:	214	WON-LOST	WINNING	LAST 10	STRENGTH OF	OPP. STRENGTH	TEAM	ADJ.	CONF.	ADJ CONF.
Average RPI Loss:	71	RECORD	PCT. RANK	GAMES	SCHEDULE	OF SCHEDULE	RPI	RPI	RPI	RPI
DIV. I ONLY		17- 11	116	8- 2	99	114	97	97	11	11
DIV. I NON-CONF.		5- 6	180	0- 0	81	60	143	143	13	13
<hr/>										
TOTALS	RPI 1-25	RPI 26-50		W-L RECORDS	RPI 51-100		RPI 101-150		RPI 150+	
17- 11	0- 1	0- 3		OVERALL	3- 5		3- 2		11- 0	
8- 4	0- 0	0- 1		HOME	1- 2		2- 1		5- 0	
7- 5	0- 0	0- 0		AWAY	1- 0		1- 0		5- 0	
2- 2	0- 0	0- 1		NEUTRAL	1- 1		0- 0		1- 0	
<hr/>										
5- 6	0- 1	0- 2		NON-CONFERENCE	1- 2		0- 1		4- 0	
2- 2	0- 0	0- 0		HOME	0- 1		0- 1		2- 0	
1- 2	0- 1	0- 1		AWAY	0- 0		0- 0		1- 0	
2- 2	0- 0	0- 1		NEUTRAL	1- 1		0- 0		1- 0	
<hr/>										
12- 5	0- 0	0- 1		CONFERENCE	2- 3		3- 1		7- 0	
6- 2	0- 0	0- 1		HOME	1- 1		2- 0		3- 0	
6- 3	0- 0	0- 0		AWAY	1- 2		1- 1		4- 0	
0- 0	0- 0	0- 0		NEUTRAL	0- 0		0- 0		0- 0	

T
o
l
e
d
o

RPI 1-25				RPI 26-50				RPI 51-100 Team's RPI: 97				RPI 101+			
RPI	S	Opponent	Score	RPI	S	Opponent	Score	RPI	S	Opponent	Score	RPI	S	Opponent	Score
1	A	Notre Dame	39 74	34	A	St. Bonaventure	63 74	64	A	Ball St.	69 75	120	H	Arizona	59 62
				41	H	Ohio	57 77	69	N	VCU	80 61	123	A	Akron	71 81
				50	N	Albany (NY)	55 63	75	A	Central Mich.	81 79	127	H	Buffalo	71 60
								75	H	Central Mich.	76 72	143	A	Western Mich.	80 68
								81	H	Dayton	57 83	143	H	Western Mich.	80 73
								84	A	Eastern Mich.	41 59	229	A	Ill.-Chicago	60 51
								84	H	Eastern Mich.	46 58	240	N	Columbia	88 75
								99	N	Harvard	70 76	249	A	Northern Ill.	89 83
												249	H	Northern Ill.	66 59
												255	A	Bowling Green	68 60
												255	H	Bowling Green	75 61
												272	H	Cleveland St.	66 53
												284	A	Miami (OH)	55 50
												321	A	Kent St.	67 64
												321	H	Kent St.	73 67
												331	H	Ark.-Pine Bluff	74 47
<hr/>															
LAST 12 Division I GAMES:															
				75	H	Central Mich.	76 72	127	H	Buffalo	71 60				
				249	A	Northern Ill.	89 83	321	A	Kent St.	67 64				
				84	H	Eastern Mich.	46 58	143	A	Western Mich.	80 68				
				75	A	Central Mich.	81 79	255	H	Bowling Green	75 61				
				255	A	Bowling Green	68 60	84	A	Eastern Mich.	41 59				
				41	H	Ohio	57 77	123	A	Akron	71 81				

Non-Div I Games:

Toledo

Average RPI Win: 195	WON-LOST	WINNING	LAST 10	STRENGTH OF	OPP. STRENGTH	TEAM	ADJ.	CONF.	ADJ CONF.
Average RPI Loss: 153	RECORD	PCT. RANK	GAMES	SCHEDULE	OF SCHEDULE	RPI	RPI	RPI	RPI
DIV. I ONLY	6- 23	310	1- 9	174	149	290	290	13	13
DIV. I NON-CONF.	3- 8	258	0- 0	264	248	295	295	10	10
TOTALS	RPI 1-25	RPI 26-50	W-L RECORDS	RPI 51-100	RPI 101-150	RPI 150+			
6- 23	0- 0	0- 2	OVERALL	1- 8	0- 0	5- 13			
4- 9	0- 0	0- 1	HOME	1- 3	0- 0	3- 5			
1- 14	0- 0	0- 1	AWAY	0- 5	0- 0	1- 8			
1- 0	0- 0	0- 0	NEUTRAL	0- 0	0- 0	1- 0			
3- 8	0- 0	0- 0	NON-CONFERENCE	0- 3	0- 0	3- 5			
2- 2	0- 0	0- 0	HOME	0- 1	0- 0	2- 1			
0- 6	0- 0	0- 0	AWAY	0- 2	0- 0	0- 4			
1- 0	0- 0	0- 0	NEUTRAL	0- 0	0- 0	1- 0			
3- 15	0- 0	0- 2	CONFERENCE	1- 5	0- 0	2- 8			
2- 7	0- 0	0- 1	HOME	1- 2	0- 0	1- 4			
1- 8	0- 0	0- 1	AWAY	0- 3	0- 0	1- 4			
0- 0	0- 0	0- 0	NEUTRAL	0- 0	0- 0	0- 0			

RPI S	Opponent	Score	RPI S	Opponent	Score	RPI S	Opponent	Score	RPI S	Opponent	Score	Team's RPI: 290
35	A James Madison	45 61	35	H James Madison	57 64	55	H Auburn	52 74	160	A Northeastern	72 71	
						66	A Hofstra	60 64	160	H Northeastern	63 81	
						66	H Hofstra	56 74	163	A Delaware	64 69	
						77	A Minnesota	86 105	163	H Delaware	62 66	
						78	A Drexel	40 56	167	A Cornell	60 88	
						78	H Drexel	33 74	170	A George Mason	76 88	
						88	A Elon	58 80	174	H UMBC	61 51	
						88	H Elon	85 78	201	A William & Mary	65 78	
						94	A Georgetown	46 82	201	H William & Mary	54 73	
									221	N Western Ill.	83 77	
									227	A Col. of Charleston	55 67	
									227	H Col. of Charleston	62 51	
									244	H Coppin St.	69 81	
									270	A UNCW	51 53	
									270	H UNCW	49 52	
									283	A Rider	72 78	
									299	H UMKC	70 47	
									327	A North Florida	72 74	
LAST 12 Division I GAMES:												
78	H Drexel	33 74	88	A Elon	58 80							
160	H Northeastern	63 81	66	H Hofstra	56 74							
201	A William & Mary	65 78	163	H Delaware	62 66							
35	A James Madison	45 61	227	A Col. of Charleston	55 67							
78	A Drexel	40 56	270	A UNCW	51 53							
227	H Col. of Charleston	62 51	66	A Hofstra	60 64							

Non-Div I Games:

Towson

■ Loss,
 ■ Non-Conf,
 ■ S Site,
 ■ H Home
 ■ A Away
 N Neutral

Average RPI Win: 242	WON-LOST	WINNING	LAST 10	STRENGTH OF	OPP. STRENGTH	TEAM	ADJ.	CONF.	ADJ CONF.
Average RPI Loss: 140	RECORD	PCT. RANK	GAMES	SCHEDULE	OF SCHEDULE	RPI	RPI	RPI	RPI
DIV. I ONLY	14- 12	150	6- 4	206	211	156	156	15	15
DIV. I NON-CONF.	3- 4	197	0- 0	207	257	155	155	14	14
TOTALS	RPI 1-25	RPI 26-50	W-L RECORDS	RPI 51-100	RPI 101-150	RPI 150+			
14- 12	0- 0	0- 2	OVERALL	0- 2	3- 3	11- 5			
8- 3	0- 0	0- 1	HOME	0- 0	3- 0	5- 2			
6- 9	0- 0	0- 1	AWAY	0- 2	0- 3	6- 3			
0- 0	0- 0	0- 0	NEUTRAL	0- 0	0- 0	0- 0			
3- 4	0- 0	0- 0	NON-CONFERENCE	0- 2	0- 1	3- 1			
1- 0	0- 0	0- 0	HOME	0- 0	0- 0	1- 0			
2- 4	0- 0	0- 0	AWAY	0- 2	0- 1	2- 1			
0- 0	0- 0	0- 0	NEUTRAL	0- 0	0- 0	0- 0			
11- 8	0- 0	0- 2	CONFERENCE	0- 0	3- 2	8- 4			
7- 3	0- 0	0- 1	HOME	0- 0	3- 0	4- 2			
4- 5	0- 0	0- 1	AWAY	0- 0	0- 2	4- 2			
0- 0	0- 0	0- 0	NEUTRAL	0- 0	0- 0	0- 0			

RPI S	Opponent	Score	RPI S	Opponent	Score	RPI S	Opponent	Score	RPI S	Opponent	Score	Team's RPI: 156
40	A Arkansas St.	80 94	40	H Arkansas St.	81 101	72	A Vanderbilt	43 97	105	A Little Rock	64 79	
						86	A Belmont	93 102	105	H Little Rock	78 71	
									112	A Samford	69 73	
									132	A La.-Lafayette	53 56	
									132	H La.-Lafayette	90 83	
									139	H UT Arlington	88 71	
									154	A UAB	67 89	
									198	A South Ala.	63 65	
									198	H South Ala.	71 75	
									235	A Texas St.	88 73	
									235	H Texas St.	112 79	
									260	A Alabama St.	73 59	
									265	A Appalachian St.	100 89	
									265	H Appalachian St.	81 96	
									271	A Georgia St.	97 90	
									271	H Georgia St.	89 78	
									276	A La.-Monroe	73 77	
									276	H La.-Monroe	74 64	
									294	A Ga. Southern	81 66	
									294	H Ga. Southern	84 68	
									303	H Nicholls St.	104 51	
									312	A Southeastern La.	100 90	
LAST 12 Division I GAMES:												
235	A Texas St.	88 73	294	H Ga. Southern	84 68							
276	H La.-Monroe	74 64	40	A Arkansas St.	80 94							
132	H La.-Lafayette	90 83	105	A Little Rock	64 79							
265	A Appalachian St.	100 89	265	H Appalachian St.	81 96							
198	A South Ala.	63 65	198	H South Ala.	71 75							
271	H Georgia St.	89 78	132	A La.-Lafayette	53 56							

Non-Div I Games: West Ala. 103 72 Fort Valley St. 118 72

Troy

Tulane

Through Games Of March 4, 2016

Average RPI Win:	195	WON-LOST	WINNING	LAST 10	STRENGTH OF	OPP. STRENGTH	TEAM	ADJ.	CONF.	ADJ CONF.
Average RPI Loss:	38	RECORD	PCT. RANK	GAMES	SCHEDULE	OF SCHEDULE	RPI	RPI	RPI	RPI
DIV. I ONLY	20- 10	76	5- 5	97	79	80	80	9	9	
DIV. I NON-CONF.	9- 3	69	0- 0	68	74	52	52	7	7	
TOTALS	RPI 1-25	RPI 26-50	W-L RECORDS	RPI 51-100	RPI 101-150	RPI 150+				
20- 10	0- 6	0- 0	OVERALL	1- 3	3- 1	16- 0				
13- 3	0- 2	0- 0	HOME	1- 1	2- 0	10- 0				
6- 5	0- 3	0- 0	AWAY	0- 1	0- 1	6- 0				
1- 2	0- 1	0- 0	NEUTRAL	0- 1	1- 0	0- 0				
9- 3	0- 2	0- 0	NON-CONFERENCE	1- 1	3- 0	5- 0				
7- 0	0- 0	0- 0	HOME	1- 0	2- 0	4- 0				
1- 1	0- 1	0- 0	AWAY	0- 0	0- 0	1- 0				
1- 2	0- 1	0- 0	NEUTRAL	0- 1	1- 0	0- 0				
11- 7	0- 4	0- 0	CONFERENCE	0- 2	0- 1	11- 0				
6- 3	0- 2	0- 0	HOME	0- 1	0- 0	6- 0				
5- 4	0- 2	0- 0	AWAY	0- 1	0- 1	5- 0				
0- 0	0- 0	0- 0	NEUTRAL	0- 0	0- 0	0- 0				

RPI 1-25				RPI 26-50				RPI 51-100 Team's RPI: 80				RPI 101+			
RPI	S	Opponent	Score	RPI	S	Opponent	Score	RPI	S	Opponent	Score	RPI	S	Opponent	Score
3	A	UConn	40 80					52	N	Rutgers	51 75	102	A	Memphis	67 83
3	H	UConn	38 96					54	H	Saint Louis	66 58	105	H	Little Rock	69 53
15	A	Florida St.	72 78					65	A	Temple	67 72	106	N	Virginia	67 62
20	N	Green Bay	58 79					65	H	Temple	54 72	122	H	LSU	67 63
25	A	South Fla.	65 77									152	H	McNeese St.	74 55
25	H	South Fla.	67 71									153	A	East Carolina	66 51
												153	H	East Carolina	78 73
												165	H	Southern U.	77 48
												175	A	Ole Miss	61 59
												180	A	Tulsa	71 47
												180	H	Tulsa	61 42
												187	A	SMU	54 42
												187	H	SMU	76 64
												236	H	Cincinnati	70 51
												277	A	UCF	65 53
												277	H	UCF	75 54
												285	A	Houston	59 56
												285	H	Houston	70 48
												307	H	UNCG	74 53
												311	H	Jackson St.	92 49
LAST 12 Division I GAMES:															
236	H	Cincinnati	70 51	25	A	South Fla.	65 77								
3	A	UConn	40 80	285	A	Houston	59 56								
65	A	Temple	67 72	3	H	UConn	38 96								
180	H	Tulsa	61 42	65	H	Temple	54 72								
277	A	UCF	65 53	153	H	East Carolina	78 73								
187	H	SMU	76 64	187	A	SMU	54 42								

Non-Div I Games:

Tulane

■ Loss,
 ■ Non-Conf, S Site,
 ■ Home
 ■ Away
 N Neutral

Average RPI Win: 199	WON-LOST	WINNING	LAST 10	STRENGTH OF	OPP. STRENGTH	TEAM	ADJ.	CONF.	ADJ CONF.
Average RPI Loss: 106	RECORD	PCT. RANK	GAMES	SCHEDULE	OF SCHEDULE	RPI	RPI	RPI	RPI
DIV. I ONLY	12- 18	234	5- 5	128	86	180	180	9	9
DIV. I NON-CONF.	3- 8	258	0- 0	59	79	192	192	7	7
TOTALS	RPI 1-25	RPI 26-50	W-L RECORDS	RPI 51-100	RPI 101-150	RPI 150+			
12- 18	0- 3	0- 2	OVERALL	0- 5	3- 3	9- 5			
5- 9	0- 2	0- 2	HOME	0- 1	0- 2	5- 2			
6- 7	0- 1	0- 0	AWAY	0- 4	3- 0	3- 2			
1- 2	0- 0	0- 0	NEUTRAL	0- 0	0- 1	1- 1			
3- 8	0- 0	0- 2	NON-CONFERENCE	0- 2	2- 2	1- 2			
1- 4	0- 0	0- 2	HOME	0- 0	0- 1	1- 1			
2- 2	0- 0	0- 0	AWAY	0- 2	2- 0	0- 0			
0- 2	0- 0	0- 0	NEUTRAL	0- 0	0- 1	0- 1			
9- 10	0- 3	0- 0	CONFERENCE	0- 3	1- 1	8- 3			
4- 5	0- 2	0- 0	HOME	0- 1	0- 1	4- 1			
4- 5	0- 1	0- 0	AWAY	0- 2	1- 0	3- 2			
1- 0	0- 0	0- 0	NEUTRAL	0- 0	0- 0	1- 0			

RPI 1-25				RPI 26-50				RPI 51-100				RPI 101+ Team's RPI: 180			
RPI	S	Opponent	Score	RPI	S	Opponent	Score	RPI	S	Opponent	Score	RPI	S	Opponent	Score
3	A	UConn	35 95	32	H	Oklahoma	62 75	54	A	Saint Louis	73 82	102	A	Memphis	65 59
3	H	UConn	30 94	42	H	Kansas St.	67 75	65	A	Temple	46 66	102	H	Memphis	58 69
25	H	South Fla.	66 72					80	A	Tulane	42 61	105	A	Little Rock	74 63
								80	H	Tulane	47 71	109	N	Drake	80 91
								93	A	UNI	59 75	137	A	Arkansas	74 67
												144	H	Oral Roberts	53 59
												153	A	East Carolina	55 54
												153	H	East Carolina	81 79
												170	N	George Mason	63 64
												187	A	SMU	45 62
												187	H	SMU	56 54
												188	H	Grambling	79 51
												213	H	Indiana St.	63 67
												236	A	Cincinnati	76 63
												236	H	Cincinnati	53 55
												277	A	UCF	74 75
												277	H	UCF	95 71
												285	A	Houston	79 62
												285	H	Houston	44 28
												285	N	Houston	76 38
LAST 12 Division I GAMES:															
285	N	Houston	76 38	285	H	Houston	44 28	153	A	East Carolina	55 54	277	A	UCF	74 75
236	A	Cincinnati	76 63	3	H	UConn	30 94	102	H	Memphis	58 69	285	A	Houston	79 62
25	H	South Fla.	66 72	102	H	Memphis	58 69	285	A	Houston	79 62				
80	A	Tulane	42 61												
187	A	SMU	45 62												
277	H	UCF	95 71												

Non-Div I Games:

Tulsa

■ Loss,
 ■ Non-Conf,
 ■ S Site,
 ■ Home
 ■ A Away
 N Neutral

Average RPI Win:	214	WON-LOST	WINNING	LAST 10	STRENGTH OF	OPP. STRENGTH	TEAM	ADJ.	CONF.	ADJ CONF.
Average RPI Loss:	108	RECORD	PCT. RANK	GAMES	SCHEDULE	OF SCHEDULE	RPI	RPI	RPI	RPI
DIV. I ONLY	14- 14	165	4- 6	146	137	154	154	12	12	
DIV. I NON-CONF.	7- 4	110	0- 0	195	224	119	119	11	11	
TOTALS	RPI 1-25	RPI 26-50	W-L RECORDS	RPI 51-100	RPI 101-150	RPI 150+				
14- 14	0- 1	0- 4	OVERALL	1- 4	2- 2	11- 3				
10- 3	0- 0	0- 1	HOME	1- 1	2- 1	7- 0				
3- 10	0- 1	0- 2	AWAY	0- 3	0- 1	3- 3				
1- 1	0- 0	0- 1	NEUTRAL	0- 0	0- 0	1- 0				
7- 4	0- 1	0- 1	NON-CONFERENCE	0- 2	1- 0	6- 0				
5- 0	0- 0	0- 0	HOME	0- 0	1- 0	4- 0				
1- 3	0- 1	0- 0	AWAY	0- 2	0- 0	1- 0				
1- 1	0- 0	0- 1	NEUTRAL	0- 0	0- 0	1- 0				
7- 10	0- 0	0- 3	CONFERENCE	1- 2	1- 2	5- 3				
5- 3	0- 0	0- 1	HOME	1- 1	1- 1	3- 0				
2- 7	0- 0	0- 2	AWAY	0- 1	0- 1	2- 3				
0- 0	0- 0	0- 0	NEUTRAL	0- 0	0- 0	0- 0				

RPI 1-25				RPI 26-50				RPI 51-100				RPI 101+				Team's RPI: 154	
RPI	S	Opponent	Score	RPI	S	Opponent	Score	RPI	S	Opponent	Score	RPI	S	Opponent	Score		
15	A	Florida St.	44 84	31	A	UTEP	54 62	55	A	Auburn	71 85	112	H	Samford	61 41		
				38	A	Western Ky.	55 64	61	A	Middle Tenn.	40 68	141	A	Marshall	65 73		
				38	H	Western Ky.	49 63	61	H	Middle Tenn.	72 77	141	H	Marshall	61 64		
				49	N	North Carolina St.	56 67	76	H	Charlotte	75 57	150	H	Old Dominion	58 55		
								86	A	Belmont	62 63	156	H	Troy	89 67		
												162	H	Southern Miss.	53 49		
												177	A	Fla. Atlantic	67 62		
												183	H	Louisiana Tech	64 49		
												198	A	South Ala.	53 39		
												225	A	Rice	64 55		
												239	A	North Texas	51 53		
												247	A	UTSA	52 54		
												253	N	High Point	56 46		
												309	H	South Carolina St.	71 38		
												310	A	FIU	61 72		
												310	H	FIU	71 42		
												331	H	Ark.-Pine Bluff	82 32		
												349	H	Mississippi Val.	80 33		
LAST 12 Division I GAMES:																	
310	H	FIU	71 42	177	A	Fla. Atlantic	67 62										
38	A	Western Ky.	55 64	310	A	FIU	61 72										
141	A	Marshall	65 73	141	H	Marshall	61 64										
61	H	Middle Tenn.	72 77	38	H	Western Ky.	49 63										
183	H	Louisiana Tech	64 49	239	A	North Texas	51 53										
162	H	Southern Miss.	53 49	225	A	Rice	64 55										

Non-Div I Games:

UAB

■ Loss,
■ Non-Conf, S Site,
■ Home
■ Away
N Neutral

UC Davis

Through Games Of March 4, 2016

Average RPI Win:	257	WON-LOST	WINNING	LAST 10	STRENGTH OF	OPP. STRENGTH	TEAM	ADJ.	CONF.	ADJ CONF.
Average RPI Loss:	129	RECORD	PCT. RANK	GAMES	SCHEDULE	OF SCHEDULE	RPI	RPI	RPI	RPI
DIV. I ONLY	15- 12	144	5- 5	266	221	185	185	22	22	
DIV. I NON-CONF.	6- 6	160	0- 0	262	131	198	198	21	21	
TOTALS	RPI 1-25	RPI 26-50	W-L RECORDS	RPI 51-100	RPI 101-150	RPI 150+				
15- 12	0- 1	0- 1	OVERALL	1- 3	1- 3	13- 4				
7- 5	0- 1	0- 0	HOME	0- 1	1- 1	6- 2				
8- 5	0- 0	0- 0	AWAY	1- 2	0- 2	7- 1				
0- 2	0- 0	0- 1	NEUTRAL	0- 0	0- 0	0- 1				
6- 6	0- 1	0- 1	NON-CONFERENCE	1- 1	0- 0	5- 3				
1- 3	0- 1	0- 0	HOME	0- 0	0- 0	1- 2				
5- 1	0- 0	0- 0	AWAY	1- 1	0- 0	4- 0				
0- 2	0- 0	0- 1	NEUTRAL	0- 0	0- 0	0- 1				
9- 6	0- 0	0- 0	CONFERENCE	0- 2	1- 3	8- 1				
6- 2	0- 0	0- 0	HOME	0- 1	1- 1	5- 0				
3- 4	0- 0	0- 0	AWAY	0- 1	0- 2	3- 1				
0- 0	0- 0	0- 0	NEUTRAL	0- 0	0- 0	0- 0				

RPI 1-25				RPI 26-50				RPI 51-100				RPI 101+				Team's RPI: 185	
RPI	S	Opponent	Score	RPI	S	Opponent	Score	RPI	S	Opponent	Score	RPI	S	Opponent	Score		
9	H	Stanford	45 74	50	N	Albany (NY)	70 80	51	A	St. Mary's (CA)	78 71	124	A	Hawaii	50 70		
								53	A	UC Riverside	73 80	124	H	Hawaii	60 58		
								53	H	UC Riverside	76 90	131	A	Long Beach St.	64 74		
								87	A	Utah	58 88	131	H	Long Beach St.	62 75		
												169	H	Sacramento St.	77 92		
												173	H	Pacific	53 66		
												190	A	Cal Poly	75 57		
												190	H	Cal Poly	82 71		
												205	A	Utah Valley	59 55		
												250	A	San Diego St.	65 54		
												268	A	UC Santa Barbara	59 66		
												268	H	UC Santa Barbara	80 51		
												287	A	Portland	72 47		
												296	N	Florida A&M	58 61		
												298	A	CSUN	75 52		
												298	H	CSUN	57 50		
												323	A	Portland St.	82 70		
												336	H	UC Irvine	74 61		
												342	H	Air Force	66 40		
												343	A	Cal St. Fullerton	63 59		
												343	H	Cal St. Fullerton	80 56		
LAST 12 Division I GAMES:																	
				131	A	Long Beach St.	64 74					343	A	Cal St. Fullerton	63 59		
				298	H	CSUN	57 50					53	A	UC Riverside	73 80		
				53	H	UC Riverside	76 90					268	H	UC Santa Barbara	80 51		
				124	A	Hawaii	50 70					131	H	Long Beach St.	62 75		
				343	H	Cal St. Fullerton	80 56					190	A	Cal Poly	75 57		
				190	H	Cal Poly	82 71					268	A	UC Santa Barbara	59 66		

Non-Div I Games: Cal St. Monterey Ba91 36

UC Davis

■ Loss,
 ■ Non-Conf,
 ■ S Site,
 ■ Home
 ■ A Away
 N Neutral

UC Irvine

Through Games Of March 4, 2016

Average RPI Win:	332	WON-LOST	WINNING	LAST 10	STRENGTH OF	OPP. STRENGTH	TEAM	ADJ.	CONF.	ADJ CONF.
Average RPI Loss:	175	RECORD	PCT. RANK	GAMES	SCHEDULE	OF SCHEDULE	RPI	RPI	RPI	RPI
DIV. I ONLY	3- 25	341	1- 9	278	197	336	336	22	22	
DIV. I NON-CONF.	2- 11	306	0- 0	273	103	316	316	21	21	
TOTALS	RPI 1-25	RPI 26-50	W-L RECORDS	RPI 51-100	RPI 101-150	RPI 150+				
3- 25	0- 1	0- 1	OVERALL	0- 4	0- 4	3- 15				
1- 10	0- 0	0- 0	HOME	0- 2	0- 2	1- 6				
2- 14	0- 0	0- 0	AWAY	0- 0	0- 0	2- 1				
0- 1	0- 0	0- 1	NEUTRAL	0- 0	0- 0	0- 0				
2- 11	0- 1	0- 1	NON-CONFERENCE	0- 2	0- 0	2- 7				
1- 3	0- 0	0- 0	HOME	0- 1	0- 0	1- 2				
1- 7	0- 1	0- 0	AWAY	0- 1	0- 0	1- 5				
0- 1	0- 0	0- 1	NEUTRAL	0- 0	0- 0	0- 0				
1- 14	0- 0	0- 0	CONFERENCE	0- 2	0- 4	1- 8				
0- 7	0- 0	0- 0	HOME	0- 1	0- 2	0- 4				
1- 7	0- 0	0- 0	AWAY	0- 1	0- 2	1- 4				
0- 0	0- 0	0- 0	NEUTRAL	0- 0	0- 0	0- 0				

RPI 1-25				RPI 26-50				RPI 51-100				RPI 101+				Team's RPI: 336	
RPI	S	Opponent	Score	RPI	S	Opponent	Score	RPI	S	Opponent	Score	RPI	S	Opponent	Score		
8	A	UCLA	48 83	30	N	Princeton	42 83	53	A	UC Riverside	69 93	124	A	Hawaii	35 59		
								53	H	UC Riverside	72 84	124	H	Hawaii	65 83		
								56	A	Southern California	56 75	131	A	Long Beach St.	49 67		
								57	H	St. John's (NY)	63 85	131	H	Long Beach St.	65 71		
												169	A	Sacramento St.	78 126		
												185	A	UC Davis	61 74		
												190	A	Cal Poly	38 50		
												190	H	Cal Poly	54 72		
												192	A	San Jose St.	58 79		
												202	A	UNLV	52 72		
												219	A	CSU Bakersfield	39 65		
												238	A	Loyola Marymount	50 95		
												241	H	Grand Canyon	53 58		
												268	A	UC Santa Barbara	37 66		
												268	H	UC Santa Barbara	62 80		
												298	A	CSUN	48 62		
												298	H	CSUN	64 83		
												308	H	Northern Ariz.	55 71		
												320	H	Nevada	68 64		
												333	A	Southern Utah	63 58		
												343	A	Cal St. Fullerton	62 58		
												343	H	Cal St. Fullerton	53 66		
LAST 12 Division I GAMES:																	
				53	H	UC Riverside	72 84					190	A	Cal Poly	38 50		
				131	A	Long Beach St.	49 67					124	A	Hawaii	35 59		
				268	A	UC Santa Barbara	37 66					298	H	CSUN	64 83		
				343	H	Cal St. Fullerton	53 66					343	A	Cal St. Fullerton	62 58		
				298	A	CSUN	48 62					124	H	Hawaii	65 83		
				268	H	UC Santa Barbara	62 80					131	H	Long Beach St.	65 71		

Non-Div I Games: San Diego Christian78 49

UC Irvine

Loss, Non-Conf, S Site, H Home A Away N Neutral

UC Riverside

Through Games Of March 4, 2016

Average RPI Win:	226	WON-LOST	WINNING	LAST 10	STRENGTH OF	OPP. STRENGTH	TEAM	ADJ.	CONF.	ADJ CONF.
Average RPI Loss:	46	RECORD	PCT. RANK	GAMES	SCHEDULE	OF SCHEDULE	RPI	RPI	RPI	RPI
DIV. I ONLY	22- 7	48	10- 0	134	188	53	53	22	22	
DIV. I NON-CONF.	7- 7	160	0- 0	64	64	95	95	21	21	
TOTALS	RPI 1-25	RPI 26-50	W-L RECORDS	RPI 51-100	RPI 101-150	RPI 150+				
22- 7	0- 2	0- 2	OVERALL	0- 3	5- 0	17- 0				
10- 1	0- 1	0- 0	HOME	0- 0	3- 0	7- 0				
11- 6	0- 1	0- 2	AWAY	0- 3	2- 0	9- 0				
1- 0	0- 0	0- 0	NEUTRAL	0- 0	0- 0	1- 0				
7- 7	0- 2	0- 2	NON-CONFERENCE	0- 3	1- 0	6- 0				
3- 1	0- 1	0- 0	HOME	0- 0	1- 0	2- 0				
3- 6	0- 1	0- 2	AWAY	0- 3	0- 0	3- 0				
1- 0	0- 0	0- 0	NEUTRAL	0- 0	0- 0	1- 0				
15- 0	0- 0	0- 0	CONFERENCE	0- 0	4- 0	11- 0				
7- 0	0- 0	0- 0	HOME	0- 0	2- 0	5- 0				
8- 0	0- 0	0- 0	AWAY	0- 0	2- 0	6- 0				
0- 0	0- 0	0- 0	NEUTRAL	0- 0	0- 0	0- 0				

RPI 1-25			RPI 26-50			RPI 51-100			Team's RPI: 53	RPI 101+		
RPI	S	Opponent	Score	RPI	S	Opponent	Score	RPI	S	Opponent	Score	
7	A	Oregon St.	65 86	29	A	Washington	43 78	79	A	California	58 64	121 H Fresno St. 86 68
8	H	UCLA	56 70	31	A	UTEP	57 68	82	A	Oregon	81 95	124 A Hawaii 77 74
								89	A	San Francisco	76 88	124 H Hawaii 81 77
												131 A Long Beach St. 78 60
												131 H Long Beach St. 83 58
												185 A UC Davis 90 76
												185 H UC Davis 80 73
												190 A Cal Poly 75 62
												190 H Cal Poly 93 83
												219 H CSU Bakersfield 81 61
												232 N Southeast Mo. St. 85 67
												238 H Loyola Marymount 80 62
												241 A Grand Canyon 85 67
												250 A San Diego St. 85 68
												263 A Seattle 92 70
												268 A UC Santa Barbara 83 53
												268 H UC Santa Barbara 92 81
												298 A CSUN 84 62
												298 H CSUN 83 76
												336 A UC Irvine 84 72
												336 H UC Irvine 93 69
												343 A Cal St. Fullerton 90 43
LAST 12 Division I GAMES:												
336	A	UC Irvine	84 72	343	A	Cal St. Fullerton	90 43	298	H	CSUN	83 76	
124	H	Hawaii	81 77	185	H	UC Davis	80 73	190	H	Cal Poly	93 83	
298	A	CSUN	84 62	268	H	UC Santa Barbara	92 81	124	A	Hawaii	77 74	
185	A	UC Davis	90 76									
131	H	Long Beach St.	83 58									
190	A	Cal Poly	75 62									

Non-Div I Games:

UC Riverside

■ Loss,
■ Non-Conf,
■ S Site,
■ Home
■ A Away
N Neutral

Average RPI Win:	285	WON-LOST	WINNING	LAST 10	STRENGTH OF	OPP. STRENGTH	TEAM	ADJ.	CONF.	ADJ CONF.
Average RPI Loss:	139	RECORD	PCT. RANK	GAMES	SCHEDULE	OF SCHEDULE	RPI	RPI	RPI	RPI
DIV. I ONLY	10- 19	262	4- 6	230	238	268	268	22	22	
DIV. I NON-CONF.	2- 11	306	0- 0	210	185	309	309	21	21	
TOTALS	RPI 1-25	RPI 26-50	W-L RECORDS	RPI 51-100	RPI 101-150	RPI 150+				
10- 19	0- 0	0- 0	OVERALL	0- 6	0- 7	10- 6				
7- 6	0- 0	0- 0	HOME	0- 2	0- 2	7- 2				
3- 13	0- 0	0- 0	AWAY	0- 4	0- 5	3- 4				
0- 0	0- 0	0- 0	NEUTRAL	0- 0	0- 0	0- 0				
2- 11	0- 0	0- 0	NON-CONFERENCE	0- 4	0- 3	2- 4				
2- 3	0- 0	0- 0	HOME	0- 1	0- 0	2- 2				
0- 8	0- 0	0- 0	AWAY	0- 3	0- 3	0- 2				
0- 0	0- 0	0- 0	NEUTRAL	0- 0	0- 0	0- 0				
8- 8	0- 0	0- 0	CONFERENCE	0- 2	0- 4	8- 2				
5- 3	0- 0	0- 0	HOME	0- 1	0- 2	5- 0				
3- 5	0- 0	0- 0	AWAY	0- 1	0- 2	3- 2				
0- 0	0- 0	0- 0	NEUTRAL	0- 0	0- 0	0- 0				

RPI S	Opponent	Score	RPI S	Opponent	Score	RPI S	Opponent	Score	RPI S	Opponent	Score	Team's RPI: 268
						53	A UC Riverside	81 92	122	A LSU	50 68	
						53	H UC Riverside	53 83	124	A Hawaii	45 59	
						62	A Santa Clara	48 66	124	H Hawaii	62 63	
						62	H Santa Clara	37 48	131	A Long Beach St.	52 60	
						82	A Oregon	51 79	131	H Long Beach St.	55 58	
						95	A Washington St.	44 61	132	A La.-Lafayette	42 61	
									136	A Idaho	42 64	
									185	A UC Davis	51 80	
									185	H UC Davis	66 59	
									190	A Cal Poly	60 66	
									190	H Cal Poly	78 67	
									212	H UTRGV	60 62	
									219	H CSU Bakersfield	61 60	
									238	H Loyola Marymount	63 70	
									246	A Wyoming	67 76	
									267	A Pepperdine	69 71	
									298	A CSUN	65 49	
									298	H CSUN	70 58	
									305	H Morehead St.	93 78	
									336	A UC Irvine	80 62	
									336	H UC Irvine	66 37	
									343	A Cal St. Fullerton	65 47	
									343	H Cal St. Fullerton	79 49	
LAST 12 Division I GAMES:												
124	A	Hawaii	45	59	336	A	UC Irvine	80	62			
190	A	Cal Poly	60	66	124	H	Hawaii	62	63			
336	H	UC Irvine	66	37	343	H	Cal St. Fullerton	79	49			
131	H	Long Beach St.	55	58	185	A	UC Davis	51	80			
298	H	CSUN	70	58	53	A	UC Riverside	81	92			
131	A	Long Beach St.	52	60	185	H	UC Davis	66	59			

Non-Div I Games: La Verne 89 41

UC Santa Barbara

■ Loss,
 ■ Non-Conf,
 ■ S Site,
 ■ Home
 ■ A Away
 N Neutral

Average RPI Win:	242	WON-LOST	WINNING	LAST 10	STRENGTH OF	OPP. STRENGTH	TEAM	ADJ.	CONF.	ADJ CONF.
Average RPI Loss:	121	RECORD	PCT. RANK	GAMES	SCHEDULE	OF SCHEDULE	RPI	RPI	RPI	RPI
DIV. I ONLY	7- 23	302	3- 7	154	97	277	277	9	9	
DIV. I NON-CONF.	3- 8	258	0- 0	157	192	257	257	7	7	
TOTALS	RPI 1-25	RPI 26-50	W-L RECORDS	RPI 51-100	RPI 101-150	RPI 150+				
7- 23	0- 5	0- 0	OVERALL	0- 5	0- 4	7- 9				
5- 10	0- 2	0- 0	HOME	0- 3	0- 2	5- 3				
2- 11	0- 2	0- 0	AWAY	0- 2	0- 2	2- 5				
0- 2	0- 1	0- 0	NEUTRAL	0- 0	0- 0	0- 1				
3- 8	0- 2	0- 0	NON-CONFERENCE	0- 1	0- 2	3- 3				
2- 4	0- 1	0- 0	HOME	0- 1	0- 1	2- 1				
1- 3	0- 0	0- 0	AWAY	0- 0	0- 1	1- 2				
0- 1	0- 1	0- 0	NEUTRAL	0- 0	0- 0	0- 0				
4- 15	0- 3	0- 0	CONFERENCE	0- 4	0- 2	4- 6				
3- 6	0- 1	0- 0	HOME	0- 2	0- 1	3- 2				
1- 8	0- 2	0- 0	AWAY	0- 2	0- 1	1- 3				
0- 1	0- 0	0- 0	NEUTRAL	0- 0	0- 0	0- 1				

RPI	S	Opponent	Score	RPI	S	Opponent	Score	RPI	S	Opponent	Score	RPI	S	Opponent	Score	Team's RPI: 277
3	A	UConn	51 106					57	H	St. John's (NY)	42 70	102	A	Memphis	59 75	
23	H	Oklahoma St.	55 74					65	A	Temple	64 78	102	H	Memphis	52 69	
24	N	Florida	79 93					65	H	Temple	63 71	123	A	Akron	54 74	
25	A	South Fla.	63 108					80	A	Tulane	54 75	127	H	Buffalo	60 66	
25	H	South Fla.	49 88					80	H	Tulane	53 65	153	H	East Carolina	56 71	
												180	A	Tulsa	71 95	
												180	H	Tulsa	75 74	
												187	A	SMU	50 65	
												187	H	SMU	66 54	
												187	N	SMU	74 83	
												193	A	Stetson	68 83	
												197	H	Butler	63 71	
												198	A	South Ala.	77 36	
												236	A	Cincinnati	80 60	
												236	H	Cincinnati	50 68	
												259	A	Omaha	60 75	
												285	A	Houston	55 64	
												285	H	Houston	65 62	
												296	H	Florida A&M	93 55	
												310	H	FIU	89 72	
LAST 12 Division I GAMES:																
187	N	SMU	74 83	102	H	Memphis	52 69									
65	A	Temple	64 78	187	A	SMU	50 65									
285	H	Houston	65 62	285	A	Houston	55 64									
187	H	SMU	66 54	180	H	Tulsa	75 74									
80	H	Tulane	53 65	102	A	Memphis	59 75									
180	A	Tulsa	71 95	25	H	South Fla.	49 88									

Non-Div I Games:

UCF

■ Loss,
■ Non-Conf,
■ S Site,
■ H Home
■ A Away
N Neutral

Average RPI Win:	101	WON-LOST	WINNING	LAST 10	STRENGTH OF	OPP. STRENGTH	TEAM	ADJ.	CONF.	ADJ CONF.
Average RPI Loss:	27	RECORD	PCT. RANK	GAMES	SCHEDULE	OF SCHEDULE	RPI	RPI	RPI	RPI
DIV. I ONLY	23- 7	41	8- 2	6	4	8	8	1	1	
DIV. I NON-CONF.	8- 2	51	0- 0	16	26	12	12	1	1	
TOTALS	RPI 1-25	RPI 26-50	W-L RECORDS	RPI 51-100	RPI 101-150	RPI 150+				
23- 7	3- 4	2- 1	OVERALL	10- 2	3- 0	5- 0				
13- 1	3- 1	2- 0	HOME	5- 0	1- 0	2- 0				
8- 5	0- 0	0- 0	AWAY	5- 0	1- 0	2- 0				
2- 1	0- 1	0- 0	NEUTRAL	0- 0	1- 0	1- 0				
8- 2	0- 2	1- 0	NON-CONFERENCE	3- 0	0- 0	4- 0				
4- 1	0- 1	1- 0	HOME	1- 0	0- 0	2- 0				
3- 0	0- 0	0- 0	AWAY	2- 0	0- 0	1- 0				
1- 1	0- 1	0- 0	NEUTRAL	0- 0	0- 0	1- 0				
15- 5	3- 2	1- 1	CONFERENCE	7- 2	3- 0	1- 0				
9- 0	3- 0	1- 0	HOME	4- 0	1- 0	0- 0				
5- 5	0- 2	0- 1	AWAY	3- 2	1- 0	1- 0				
1- 0	0- 0	0- 0	NEUTRAL	0- 0	1- 0	0- 0				

RPI	S	Opponent	Score	RPI	S	Opponent	Score	RPI	S	Opponent	Score	RPI	S	Opponent	Score
1	N	Notre Dame	84 92	29	A	Washington	56 64	53	A	UC Riverside	70 56	120	A	Arizona	73 39
4	H	South Carolina	65 68	29	H	Washington	63 59	56	A	Southern California	68 71	120	H	Arizona	80 53
7	A	Oregon St.	54 64	35	H	James Madison	90 61	56	H	Southern California	78 73	120	N	Arizona	72 51
7	H	Oregon St.	71 51					57	H	St. John's (NY)	73 58	169	A	Sacramento St.	109 76
9	H	Stanford	56 36					73	A	Michigan	86 77	183	N	Louisiana Tech	68 57
10	A	Arizona St.	61 65					79	A	California	104 108	196	A	Colorado	82 64
10	H	Arizona St.	74 61					79	H	California	75 56	219	H	CSU Bakersfield	82 68
								82	A	Oregon	77 72	336	H	UC Irvine	83 48
								82	H	Oregon	80 69				
								87	A	Utah	69 63				
								95	A	Washington St.	75 73				
								95	H	Washington St.	73 61				
LAST 12 Division I GAMES:															
120	N	Arizona	72 51	95	H	Washington St.	73 61								
10	H	Arizona St.	74 61	120	A	Arizona	73 39								
120	H	Arizona	80 53	10	A	Arizona St.	61 65								
7	A	Oregon St.	54 64	87	A	Utah	69 63								
82	A	Oregon	77 72	196	A	Colorado	82 64								
29	H	Washington	63 59	9	H	Stanford	56 36								

Non-Div I Games:

UCLA

Average RPI Win:	113	WON-LOST	WINNING	LAST 10	STRENGTH OF	OPP. STRENGTH	TEAM	ADJ.	CONF.	ADJ CONF.
Average RPI Loss:	0	RECORD	PCT. RANK	GAMES	SCHEDULE	OF SCHEDULE	RPI	RPI	RPI	RPI
DIV. I ONLY	29- 0	1	10- 0	17	39	3	3	9	9	
DIV. I NON-CONF.	11- 0	1	1- 0	1	1	1	1	7	7	
TOTALS	RPI 1-25	RPI 26-50	W-L RECORDS	RPI 51-100	RPI 101-150	RPI 150+				
29- 0	8- 0	2- 0	OVERALL	5- 0	3- 0	11- 0				
13- 0	2- 0	1- 0	HOME	3- 0	2- 0	5- 0				
14- 0	4- 0	1- 0	AWAY	2- 0	1- 0	6- 0				
2- 0	2- 0	0- 0	NEUTRAL	0- 0	0- 0	0- 0				
11- 0	6- 0	2- 0	NON-CONFERENCE	1- 0	1- 0	1- 0				
4- 0	1- 0	1- 0	HOME	1- 0	1- 0	0- 0				
5- 0	3- 0	1- 0	AWAY	0- 0	0- 0	1- 0				
2- 0	2- 0	0- 0	NEUTRAL	0- 0	0- 0	0- 0				
18- 0	2- 0	0- 0	CONFERENCE	4- 0	2- 0	10- 0				
9- 0	1- 0	0- 0	HOME	2- 0	1- 0	5- 0				
9- 0	1- 0	0- 0	AWAY	2- 0	1- 0	5- 0				
0- 0	0- 0	0- 0	NEUTRAL	0- 0	0- 0	0- 0				

RPI	S	Opponent	Score	RPI	S	Opponent	Score	RPI	S	Opponent	Score	RPI	S	Opponent	Score
1	H	Notre Dame	91 81	42	H	Kansas St.	97 57	65	A	Temple	85 60	102	A	Memphis	86 46
4	A	South Carolina	66 54	43	A	Chattanooga	79 31	65	H	Temple	104 49	102	H	Memphis	83 40
5	A	Ohio St.	100 56					80	A	Tulane	96 38	122	H	LSU	86 40
11	N	Maryland	83 73					80	H	Tulane	80 40	153	A	East Carolina	84 41
15	N	Florida St.	73 49					98	H	Nebraska	88 46	153	H	East Carolina	92 46
19	A	DePaul	86 70									180	A	Tulsa	94 30
25	A	South Fla.	75 59									180	H	Tulsa	95 35
25	H	South Fla.	79 59									187	A	SMU	90 37
												187	H	SMU	88 41
												236	A	Cincinnati	107 45
												236	H	Cincinnati	88 34
												277	H	UCF	106 51
												285	A	Houston	76 37
												301	A	Colgate	94 50
LAST 12 Division I GAMES:															
25	H	South Fla.	79 59	4	A	South Carolina	66 54	153	H	East Carolina	92 46	80	A	Tulane	96 38
80	H	Tulane	80 40	187	H	SMU	88 41	102	H	Memphis	83 40	180	A	Tulsa	94 30
153	A	East Carolina	84 41	236	H	Cincinnati	88 34	187	A	SMU	90 37				
236	H	Cincinnati	88 34	65	A	Temple	85 60								

Non-Div I Games:

UConn

UMBC				STRENGTH OF SCHEDULE	OPP. STRENGTH OF SCHEDULE	TEAM RPI	ADJ. RPI	CONF. RPI	ADJ CONF. RPI
Average RPI Win:	250	WON-LOST RECORD	WINNING PCT. RANK						
Average RPI Loss:	147		LAST 10 GAMES						
DIV. I ONLY	17- 12	123	6- 4	271	227	174	174	16	16
DIV. I NON-CONF.	9- 4	95	0- 0	294	262	157	157	19	19

TOTALS	RPI 1-25	RPI 26-50		W-L RECORDS	RPI 51-100	RPI 101-150	RPI 150+		
17- 12	0- 0	0- 3		OVERALL	1- 2	0- 1	16- 6		
8- 6	0- 0	0- 2		HOME	1- 1	0- 0	7- 3		
8- 6	0- 0	0- 1		AWAY	0- 1	0- 1	8- 3		
1- 0	0- 0	0- 0		NEUTRAL	0- 0	0- 0	1- 0		
9- 4	0- 0	0- 1		NON-CONFERENCE	1- 0	0- 1	8- 2		
4- 2	0- 0	0- 1		HOME	1- 0	0- 0	3- 1		
4- 2	0- 0	0- 0		AWAY	0- 0	0- 1	4- 1		
1- 0	0- 0	0- 0		NEUTRAL	0- 0	0- 0	1- 0		
8- 8	0- 0	0- 2		CONFERENCE	0- 2	0- 0	8- 4		
4- 4	0- 0	0- 1		HOME	0- 1	0- 0	4- 2		
4- 4	0- 0	0- 1		AWAY	0- 1	0- 0	4- 2		
0- 0	0- 0	0- 0		NEUTRAL	0- 0	0- 0	0- 0		

RPI 1-25				RPI 26-50				RPI 51-100				RPI 101+				Team's RPI: 174	
RPI	S	Opponent	Score	RPI	S	Opponent	Score	RPI	S	Opponent	Score	RPI	S	Opponent	Score		
				37	H	Penn	46 81	70	A	Maine	55 65	113	A	Saint Joseph's	45 104		
				50	A	Albany (NY)	39 63	70	H	Maine	38 72	161	A	Stony Brook	69 65		
				50	H	Albany (NY)	42 77	90	H	Bucknell	65 52	161	H	Stony Brook	60 69		
												210	A	Hartford	57 65		
												210	H	Hartford	58 51		
												230	A	Binghamton	56 70		
												230	H	Binghamton	62 51		
												231	A	Loyola Maryland	52 46		
												237	A	New Hampshire	65 55		
												237	H	New Hampshire	59 67		
												240	H	Columbia	68 70		
												244	A	Coppin St.	68 61		
												252	A	Morgan St.	65 46		
												273	H	American	47 46		
												274	A	UMES	55 52		
												279	H	La Salle	60 29		
												280	A	Vermont	74 60		
												280	H	Vermont	85 48		
												283	H	Rider	58 53		
												283	N	Rider	67 58		
												290	A	Towson	51 61		
												319	A	UMass Lowell	68 44		
												319	H	UMass Lowell	68 52		
LAST 12 Division I GAMES:																	
				237	H	New Hampshire	59 67	70	H	Maine	38 72						
				230	A	Binghamton	56 70	50	A	Albany (NY)	39 63						
				280	A	Vermont	74 60	237	A	New Hampshire	65 55						
				210	H	Hartford	58 51	230	H	Binghamton	62 51						
				319	H	UMass Lowell	68 52	210	A	Hartford	57 65						
				161	A	Stony Brook	69 65	319	A	UMass Lowell	68 44						

Non-Div I Games:

UMBC

■ Loss,
 ■ Non-Conf,
 ■ S Site,
 ■ H Home
 ■ A Away
 N Neutral

Average RPI Win:	285	WON-LOST	WINNING	LAST 10	STRENGTH OF	OPP. STRENGTH	TEAM	ADJ.	CONF.	ADJ CONF.
Average RPI Loss:	197	RECORD	PCT. RANK	GAMES	SCHEDULE	OF SCHEDULE	RPI	RPI	RPI	RPI
DIV. I ONLY	11- 16	229	7- 3	280	328	274	274	32	32	
DIV. I NON-CONF.	1- 10	330	0- 0	66	216	279	279	30	30	
TOTALS	RPI 1-25	RPI 26-50	W-L RECORDS	RPI 51-100	RPI 101-150	RPI 150+				
11- 16	0- 2	0- 0	OVERALL	0- 2	0- 1	11- 11				
6- 8	0- 1	0- 0	HOME	0- 1	0- 1	6- 5				
5- 8	0- 1	0- 0	AWAY	0- 1	0- 0	5- 6				
0- 0	0- 0	0- 0	NEUTRAL	0- 0	0- 0	0- 0				
1- 10	0- 2	0- 0	NON-CONFERENCE	0- 2	0- 1	1- 5				
1- 5	0- 1	0- 0	HOME	0- 1	0- 1	1- 2				
0- 5	0- 1	0- 0	AWAY	0- 1	0- 0	0- 3				
0- 0	0- 0	0- 0	NEUTRAL	0- 0	0- 0	0- 0				
10- 6	0- 0	0- 0	CONFERENCE	0- 0	0- 0	10- 6				
5- 3	0- 0	0- 0	HOME	0- 0	0- 0	5- 3				
5- 3	0- 0	0- 0	AWAY	0- 0	0- 0	5- 3				
0- 0	0- 0	0- 0	NEUTRAL	0- 0	0- 0	0- 0				

RPI 1-25				RPI 26-50				RPI 51-100				RPI 101+ Team's RPI: 274			
RPI	S	Opponent	Score	RPI	S	Opponent	Score	RPI	S	Opponent	Score	RPI	S	Opponent	Score
11	H	Maryland	30 106					69	A	VCU	39 63	150	H	Old Dominion	52 69
21	A	Duquesne	59 95					94	H	Georgetown	60 71	157	A	Xavier	56 61
												160	A	Northeastern	49 60
												174	H	UMBC	52 55
												203	H	Hampton	55 76
												209	H	USC Upstate	78 59
												214	A	N.C. A&T	56 50
												244	A	Coppin St.	54 61
												245	H	Bethune-Cookman	76 71
												252	A	Morgan St.	50 42
												252	H	Morgan St.	69 77
												291	A	Savannah St.	42 60
												296	H	Florida A&M	61 47
												307	A	UNCG	51 71
												309	A	South Carolina St.	63 56
												309	H	South Carolina St.	61 55
												318	H	Mt. St. Mary's	50 57
												322	A	Delaware St.	70 61
												322	H	Delaware St.	54 49
												330	A	Howard	79 57
												330	H	Howard	62 59
												347	H	Norfolk St.	63 74
												348	A	N.C. Central	46 49
LAST 12 Division I GAMES:															
296	H	Florida A&M	61 47	347	H	Norfolk St.	63 74								
252	A	Morgan St.	50 42	203	H	Hampton	55 76								
322	H	Delaware St.	54 49	330	H	Howard	62 59								
309	H	South Carolina St.	61 55	244	A	Coppin St.	54 61								
330	A	Howard	79 57	245	H	Bethune-Cookman	76 71								
322	A	Delaware St.	70 61	309	A	South Carolina St.	63 56								

Non-Div I Games: Cheyney 76 46

UMES

■ Loss,
 ■ Non-Conf,
 ■ S Site,
 ■ Home
 ■ A Away
 N Neutral

Average RPI Win:	244	WON-LOST	WINNING	LAST 10	STRENGTH OF	OPP. STRENGTH	TEAM	ADJ.	CONF.	ADJ CONF.
Average RPI Loss:	211	RECORD	PCT. RANK	GAMES	SCHEDULE	OF SCHEDULE	RPI	RPI	RPI	RPI
DIV. I ONLY	7- 17	283	3- 7	315	269	299	299	27	27	
DIV. I NON-CONF.	3- 8	258	0- 0	327	256	317	317	25	25	
TOTALS	RPI 1-25	RPI 26-50	W-L RECORDS	RPI 51-100	RPI 101-150	RPI 150+				
7- 17	0- 0	0- 0	OVERALL	0- 2	0- 3	7- 12				
2- 8	0- 0	0- 0	HOME	0- 1	0- 1	2- 6				
5- 9	0- 0	0- 0	AWAY	0- 1	0- 2	5- 6				
0- 0	0- 0	0- 0	NEUTRAL	0- 0	0- 0	0- 0				
3- 8	0- 0	0- 0	NON-CONFERENCE	0- 0	0- 3	3- 5				
1- 3	0- 0	0- 0	HOME	0- 0	0- 1	1- 2				
2- 5	0- 0	0- 0	AWAY	0- 0	0- 2	2- 3				
0- 0	0- 0	0- 0	NEUTRAL	0- 0	0- 0	0- 0				
4- 9	0- 0	0- 0	CONFERENCE	0- 2	0- 0	4- 7				
1- 5	0- 0	0- 0	HOME	0- 1	0- 0	1- 4				
3- 4	0- 0	0- 0	AWAY	0- 1	0- 0	3- 3				
0- 0	0- 0	0- 0	NEUTRAL	0- 0	0- 0	0- 0				

RPI 1-25				RPI 26-50				RPI 51-100				RPI 101+ Team's RPI: 299			
RPI	S	Opponent	Score	RPI	S	Opponent	Score	RPI	S	Opponent	Score	RPI	S	Opponent	Score
								96	A	New Mexico St.	74 78	104	A	Northwestern	38 80
								96	H	New Mexico St.	62 68	142	A	Milwaukee	48 70
												145	H	SIUE	58 63
												205	A	Utah Valley	71 79
												205	H	Utah Valley	44 58
												212	A	UTRGV	59 57
												212	H	UTRGV	53 62
												213	H	Indiana St.	47 77
												217	A	Kansas	47 44
												219	A	CSU Bakersfield	56 40
												219	H	CSU Bakersfield	68 78
												232	A	Southeast Mo. St.	65 78
												241	A	Grand Canyon	63 57
												241	H	Grand Canyon	59 68
												252	A	Morgan St.	59 50
												259	A	Omaha	42 57
												263	A	Seattle	63 69
												263	H	Seattle	64 43
												290	A	Towson	47 70
												304	H	Denver	68 58
												327	H	North Florida	55 62
												340	A	Chicago St.	72 77
LAST 12 Division I GAMES:															
				96	A	New Mexico St.	74 78					340	A	Chicago St.	72 77
				205	H	Utah Valley	44 58					241	A	Grand Canyon	63 57
				241	H	Grand Canyon	59 68					205	A	Utah Valley	71 79
				212	A	UTRGV	59 57					212	H	UTRGV	53 62
				263	H	Seattle	64 43					96	H	New Mexico St.	62 68
				219	H	CSU Bakersfield	68 78					219	A	CSU Bakersfield	56 40

Non-Div I Games: Stephens College 76 46 Bethany (KS) 64 51

UMKC

Loss, Non-Conf, S Site, H Home A Away N Neutral

Average RPI Win:	297	WON-LOST	WINNING	LAST 10	STRENGTH OF	OPP. STRENGTH	TEAM	ADJ.	CONF.	ADJ CONF.
Average RPI Loss:	174	RECORD	PCT. RANK	GAMES	SCHEDULE	OF SCHEDULE	RPI	RPI	RPI	RPI
DIV. I ONLY	4- 24	328	1- 9	221	233	319	319	16	16	
DIV. I NON-CONF.	3- 9	272	0- 0	272	266	296	296	19	19	
TOTALS	RPI 1-25	RPI 26-50	W-L RECORDS	RPI 51-100	RPI 101-150	RPI 150+				
4- 24	0- 1	0- 3	OVERALL	0- 2	0- 1	4- 17				
2- 10	0- 0	0- 1	HOME	0- 1	0- 0	2- 8				
2- 14	0- 0	0- 0	AWAY	0- 0	0- 0	2- 0				
0- 0	0- 0	0- 0	NEUTRAL	0- 0	0- 0	0- 0				
3- 9	0- 1	0- 1	NON-CONFERENCE	0- 0	0- 1	3- 6				
2- 2	0- 0	0- 0	HOME	0- 0	0- 0	2- 2				
1- 7	0- 1	0- 1	AWAY	0- 0	0- 1	1- 4				
0- 0	0- 0	0- 0	NEUTRAL	0- 0	0- 0	0- 0				
1- 15	0- 0	0- 2	CONFERENCE	0- 2	0- 0	1- 11				
0- 8	0- 0	0- 1	HOME	0- 1	0- 0	0- 6				
1- 7	0- 0	0- 1	AWAY	0- 1	0- 0	1- 5				
0- 0	0- 0	0- 0	NEUTRAL	0- 0	0- 0	0- 0				

RPI 1-25				RPI 26-50				RPI 51-100				RPI 101+ Team's RPI: 319			
RPI	S	Opponent	Score	RPI	S	Opponent	Score	RPI	S	Opponent	Score	RPI	S	Opponent	Score
11	A	Maryland	53 102	28	A	Miami (FL)	53 84	70	A	Maine	44 74	115	A	Boston College	55 66
				50	A	Albany (NY)	57 88	70	H	Maine	46 73	161	A	Stony Brook	46 60
				50	H	Albany (NY)	55 85					161	H	Stony Brook	50 64
												174	A	UMBC	52 68
												174	H	UMBC	44 68
												207	A	Rhode Island	64 72
												210	A	Hartford	59 72
												210	H	Hartford	70 75
												216	A	Massachusetts	58 84
												228	H	Bryant	64 83
												230	A	Binghamton	52 55
												230	H	Binghamton	70 75
												237	A	New Hampshire	61 65
												237	H	New Hampshire	55 63
												240	H	Columbia	57 67
												251	H	Holy Cross	75 67
												275	A	Central Conn. St.	53 64
												280	A	Vermont	68 66
												280	H	Vermont	51 59
												310	A	FIU	68 71
												314	A	Fairleigh Dickinson	78 67
												341	H	Boston U.	70 57
LAST 12 Division I GAMES:															
				50	A	Albany (NY)	57 88	161	A	Stony Brook	46 60				
				230	A	Binghamton	52 55	210	H	Hartford	70 75				
				237	H	New Hampshire	55 63	50	H	Albany (NY)	55 85				
				174	A	UMBC	52 68	230	H	Binghamton	70 75				
				70	H	Maine	46 73	237	A	New Hampshire	61 65				
				280	A	Vermont	68 66	280	H	Vermont	51 59				

Non-Div I Games:

UMass Lowell

■ Loss,
 ■ Non-Conf,
 ■ S Site,
 ■ H Home
 ■ A Away
 N Neutral

UNC Asheville

Through Games Of March 4, 2016

Average RPI Win:	262	WON-LOST	WINNING	LAST 10	STRENGTH OF	OPP. STRENGTH	TEAM	ADJ.	CONF.	ADJ CONF.
Average RPI Loss:	197	RECORD	PCT. RANK	GAMES	SCHEDULE	OF SCHEDULE	RPI	RPI	RPI	RPI
DIV. I ONLY	20- 6	40	8- 2	333	308	135	135	28	28	
DIV. I NON-CONF.	5- 2	86	0- 0	343	275	191	191	29	29	
TOTALS	RPI 1-25	RPI 26-50	W-L RECORDS	RPI 51-100	RPI 101-150	RPI 150+				
20- 6	0- 0	0- 0	OVERALL	0- 0	1- 1	19- 5				
10- 2	0- 0	0- 0	HOME	0- 0	1- 0	9- 2				
10- 4	0- 0	0- 0	AWAY	0- 0	0- 0	10- 0				
0- 0	0- 0	0- 0	NEUTRAL	0- 0	0- 0	0- 0				
5- 2	0- 0	0- 0	NON-CONFERENCE	0- 0	0- 0	5- 2				
3- 0	0- 0	0- 0	HOME	0- 0	0- 0	3- 0				
2- 2	0- 0	0- 0	AWAY	0- 0	0- 0	2- 2				
0- 0	0- 0	0- 0	NEUTRAL	0- 0	0- 0	0- 0				
15- 4	0- 0	0- 0	CONFERENCE	0- 0	1- 1	14- 3				
7- 2	0- 0	0- 0	HOME	0- 0	1- 0	6- 2				
8- 2	0- 0	0- 0	AWAY	0- 0	0- 1	8- 1				
0- 0	0- 0	0- 0	NEUTRAL	0- 0	0- 0	0- 0				

RPI 1-25			RPI 26-50			RPI 51-100			RPI 101+ Team's RPI: 135		
RPI	S	Opponent	Score	RPI	S	Opponent	Score	RPI	S	Opponent	Score
								118	A	Liberty	53 71
								118	H	Liberty	56 51
								166	A	ETSU	68 74
								189	A	Gardner-Webb	51 57
								189	H	Gardner-Webb	56 58
								191	A	Radford	54 46
								191	H	Radford	58 48
								209	H	USC Upstate	68 59
								211	H	Furman	84 71
								226	A	Presbyterian	72 63
								226	H	Presbyterian	68 59
								253	A	High Point	82 81
								258	A	Clemson	49 67
								264	A	Campbell	72 58
								264	H	Campbell	56 64
								282	A	Coastal Caro.	63 52
								282	H	Coastal Caro.	77 69
								293	A	Charleston So.	58 50
								293	H	Charleston So.	91 68
								300	A	Western Caro.	67 45
								306	A	Wofford	70 63
								307	H	UNCG	95 52
								316	A	Longwood	61 54
								316	H	Longwood	81 42
								324	A	Winthrop	67 59
								324	H	Winthrop	63 55
LAST 12 Division I GAMES:											
293	H	Charleston So.	91 68	282	H	Coastal Caro.	77 69				
264	H	Campbell	56 64	324	A	Winthrop	67 59				
189	A	Gardner-Webb	51 57	191	A	Radford	54 46				
191	H	Radford	58 48	226	H	Presbyterian	68 59				
118	H	Liberty	56 51	253	A	High Point	82 81				
316	A	Longwood	61 54	189	H	Gardner-Webb	56 58				

Non-Div I Games: Montreat 89 41 Warren Wilson 108 47

UNC Asheville

Loss, Non-Conf, S Site, H Home A Away N Neutral

Average RPI Win: 299	WON-LOST	WINNING	LAST 10	STRENGTH OF	OPP. STRENGTH	TEAM	ADJ.	CONF.	ADJ CONF.
Average RPI Loss: 167	RECORD	PCT. RANK	GAMES	SCHEDULE	OF SCHEDULE	RPI	RPI	RPI	RPI
DIV. I ONLY	6- 21	305	0- 10	215	257	307	307	17	17
DIV. I NON-CONF.	6- 6	160	0- 0	229	341	200	200	15	15
TOTALS	RPI 1-25	RPI 26-50	W-L RECORDS	RPI 51-100	RPI 101-150	RPI 150+			
6- 21	0- 1	0- 2	OVERALL	0- 1	0- 6	6- 11			
4- 8	0- 0	0- 1	HOME	0- 0	0- 2	4- 5			
1- 12	0- 1	0- 1	AWAY	0- 1	0- 3	1- 6			
1- 1	0- 0	0- 0	NEUTRAL	0- 0	0- 1	1- 0			
6- 6	0- 1	0- 0	NON-CONFERENCE	0- 1	0- 1	6- 3			
4- 1	0- 0	0- 0	HOME	0- 0	0- 0	4- 1			
1- 5	0- 1	0- 0	AWAY	0- 1	0- 1	1- 2			
1- 0	0- 0	0- 0	NEUTRAL	0- 0	0- 0	1- 0			
0- 15	0- 0	0- 2	CONFERENCE	0- 0	0- 5	0- 8			
0- 7	0- 0	0- 1	HOME	0- 0	0- 2	0- 4			
0- 7	0- 0	0- 1	AWAY	0- 0	0- 2	0- 4			
0- 1	0- 0	0- 0	NEUTRAL	0- 0	0- 1	0- 0			

RPI 1-25				RPI 26-50				RPI 51-100				RPI 101+ Team's RPI: 307			
RPI	S	Opponent	Score	RPI	S	Opponent	Score	RPI	S	Opponent	Score	RPI	S	Opponent	Score
4	A	South Carolina	44 92	43	A	Chattanooga	61 72	80	A	Tulane	53 74	111	A	Mercer	47 81
				43	H	Chattanooga	53 74					111	H	Mercer	78 86
												111	N	Mercer	53 75
												112	A	Samford	49 80
												112	H	Samford	52 57
												135	A	UNC Asheville	52 95
												166	A	ETSU	73 89
												166	H	ETSU	77 80
												189	A	Gardner-Webb	57 59
												209	A	USC Upstate	61 84
												211	A	Furman	71 85
												211	H	Furman	59 75
												253	H	High Point	82 72
												272	N	Cleveland St.	55 51
												274	H	UMES	71 51
												278	H	Tennessee Tech	64 73
												300	A	Western Caro.	72 84
												300	H	Western Caro.	80 84
												306	A	Wofford	64 104
												306	H	Wofford	56 58
												316	H	Longwood	81 60
												332	A	New Orleans	81 79
												348	H	N.C. Central	103 56
LAST 12 Division I GAMES:															
				111	N	Mercer	53 75			111	A	Mercer	47 81		
				300	H	Western Caro.	80 84			112	A	Samford	49 80		
				306	A	Wofford	64 104			300	A	Western Caro.	72 84		
				211	A	Furman	71 85			211	H	Furman	59 75		
				166	H	ETSU	77 80			306	H	Wofford	56 58		
				43	H	Chattanooga	53 74			43	A	Chattanooga	61 72		

Non-Div I Games: Barton 82 55 Pfeiffer 71 52 Francis Marion 63 **66**

UNCG

Loss, Non-Conf, S Site, H Home A Away N Neutral

Average RPI Win:	267	WON-LOST	WINNING	LAST 10	STRENGTH OF	OPP. STRENGTH	TEAM	ADJ.	CONF.	ADJ CONF.
Average RPI Loss:	119	RECORD	PCT. RANK	GAMES	SCHEDULE	OF SCHEDULE	RPI	RPI	RPI	RPI
DIV. I ONLY	6- 22	306	1- 9	122	150	270	270	13	13	
DIV. I NON-CONF.	3- 7	248	0- 0	131	228	222	222	10	10	
TOTALS	RPI 1-25	RPI 26-50	W-L RECORDS	RPI 51-100	RPI 101-150	RPI 150+				
6- 22	0- 0	0- 5	OVERALL	0- 7	1- 0	5- 10				
3- 11	0- 0	0- 3	HOME	0- 3	1- 0	2- 5				
3- 11	0- 0	0- 2	AWAY	0- 4	0- 0	3- 5				
0- 0	0- 0	0- 0	NEUTRAL	0- 0	0- 0	0- 0				
3- 7	0- 0	0- 3	NON-CONFERENCE	0- 1	1- 0	2- 3				
1- 4	0- 0	0- 2	HOME	0- 0	1- 0	0- 2				
2- 3	0- 0	0- 1	AWAY	0- 1	0- 0	2- 1				
0- 0	0- 0	0- 0	NEUTRAL	0- 0	0- 0	0- 0				
3- 15	0- 0	0- 2	CONFERENCE	0- 6	0- 0	3- 7				
2- 7	0- 0	0- 1	HOME	0- 3	0- 0	2- 3				
1- 8	0- 0	0- 1	AWAY	0- 3	0- 0	1- 4				
0- 0	0- 0	0- 0	NEUTRAL	0- 0	0- 0	0- 0				

RPI S	Opponent	Score	RPI S	Opponent	Score	RPI S	Opponent	Score	RPI S	Opponent	Score	Team's RPI: 270
35	A James Madison	40 60	35	H James Madison	41 77	66	A Hofstra	38 62	149	H Jacksonville	51 49	
41	H Ohio	59 75	43	H Chattanooga	33 61	66	H Hofstra	64 68	160	A Northeastern	52 69	
48	A Duke	56 78	48	A Duke	56 78	69	A VCU	45 58	160	H Northeastern	66 72	
						78	A Drexel	60 66	163	A Delaware	59 67	
						78	H Drexel	57 71	163	H Delaware	44 56	
						88	A Elon	53 70	184	H Davidson	50 77	
						88	H Elon	60 67	193	H Stetson	49 52	
									195	A Richmond	53 63	
									201	A William & Mary	65 77	
									201	H William & Mary	59 44	
									227	A Col. of Charleston	24 68	
									227	H Col. of Charleston	53 64	
									290	A Towson	52 49	
									290	H Towson	53 51	
									327	A North Florida	63 47	
									347	A Norfolk St.	61 57	
LAST 12 Division I GAMES:												
227	A Col. of Charleston	24 68	160	H Northeastern	66 72							
163	H Delaware	44 56	201	H William & Mary	59 44							
35	H James Madison	41 77	78	H Drexel	57 71							
160	A Northeastern	52 69	35	A James Madison	40 60							
66	A Hofstra	38 62	290	H Towson	53 51							
78	A Drexel	60 66	88	A Elon	53 70							

Non-Div I Games: UNC Pembroke 68 43

UNCW

Loss, Non-Conf, S Site, H Home A Away N Neutral

UNI				STRENGTH OF SCHEDULE	OPP. STRENGTH OF SCHEDULE	TEAM RPI	ADJ. RPI	CONF. RPI	ADJ CONF. RPI
Average RPI Win:	202	WON-LOST RECORD	WINNING PCT. RANK						
Average RPI Loss:	100		LAST 10 GAMES						
DIV. I ONLY	18- 9	76	8- 2	129	164	93	93	21	21
DIV. I NON-CONF.	4- 6	201	0- 0	29	16	128	128	17	17
TOTALS	RPI 1-25	RPI 26-50	W-L RECORDS	RPI 51-100	RPI 101-150	RPI 150+			
18- 9	0- 0	0- 1	OVERALL	3- 4	4- 3	11- 1			
9- 4	0- 0	0- 0	HOME	1- 2	1- 2	7- 0			
7- 4	0- 0	0- 0	AWAY	1- 2	2- 1	4- 1			
2- 1	0- 0	0- 1	NEUTRAL	1- 0	1- 0	0- 0			
4- 6	0- 0	0- 1	NON-CONFERENCE	2- 3	1- 2	1- 0			
2- 2	0- 0	0- 0	HOME	1- 1	0- 1	1- 0			
0- 3	0- 0	0- 0	AWAY	0- 2	0- 1	0- 0			
2- 1	0- 0	0- 1	NEUTRAL	1- 0	1- 0	0- 0			
14- 3	0- 0	0- 0	CONFERENCE	1- 1	3- 1	10- 1			
7- 2	0- 0	0- 0	HOME	0- 1	1- 1	6- 0			
7- 1	0- 0	0- 0	AWAY	1- 0	2- 0	4- 1			
0- 0	0- 0	0- 0	NEUTRAL	0- 0	0- 0	0- 0			

RPI 1-25			RPI 26-50			RPI 51-100 Team's RPI: 93			RPI 101+		
RPI S	Opponent	Score	RPI S	Opponent	Score	RPI S	Opponent	Score	RPI S	Opponent	Score
			33 N	Seton Hall	49 57	58 H	South Dakota	64 43	109 A	Drake	79 73
						59 H	Iowa	65 80	109 H	Drake	85 74
						60 A	South Dakota St.	86 89	123 N	Akron	59 51
						71 N	Georgia Tech	61 58	125 H	Iowa St.	75 84
						91 A	Missouri St.	65 60	128 A	Creighton	61 69
						91 H	Missouri St.	75 78	133 A	Southern Ill.	73 64
						100 A	North Dakota	59 64	133 H	Southern Ill.	60 65
									171 A	Loyola Chicago	60 64
									171 H	Loyola Chicago	63 52
									180 H	Tulsa	75 59
									213 A	Indiana St.	61 45
									213 H	Indiana St.	53 42
									297 A	Wichita St.	55 44
									297 H	Wichita St.	69 48
									302 A	Bradley	55 47
									302 H	Bradley	65 41
									313 A	Illinois St.	61 35
									313 H	Illinois St.	65 51
									334 H	Evansville	62 51
LAST 12 Division I GAMES:											
133 A	Southern Ill.	73 64	297 H	Wichita St.	69 48						
171 H	Loyola Chicago	63 52	91 H	Missouri St.	75 78						
302 H	Bradley	65 41	302 A	Bradley	55 47						
109 H	Drake	85 74	171 A	Loyola Chicago	60 64						
313 A	Illinois St.	61 35	109 A	Drake	79 73						
213 A	Indiana St.	61 45	213 H	Indiana St.	53 42						

Non-Div I Games: Rockhurst 58 39

UNI

■ Loss,
 ■ Non-Conf, S Site,
 ■ Home
 ■ Away
 N Neutral

Average RPI Win:	267	WON-LOST	WINNING	LAST 10	STRENGTH OF	OPP. STRENGTH	TEAM	ADJ.	CONF.	ADJ CONF.
Average RPI Loss:	134	RECORD	PCT. RANK	GAMES	SCHEDULE	OF SCHEDULE	RPI	RPI	RPI	RPI
DIV. I ONLY	15- 13	154	5- 5	269	223	202	202	20	20	
DIV. I NON-CONF.	6- 4	125	0- 0	286	229	189	189	20	20	
TOTALS	RPI 1-25	RPI 26-50	W-L RECORDS	RPI 51-100	RPI 101-150	RPI 150+				
15- 13	0- 0	0- 3	OVERALL	0- 1	1- 5	14- 4				
11- 3	0- 0	0- 1	HOME	0- 0	1- 2	10- 0				
4- 9	0- 0	0- 1	AWAY	0- 1	0- 3	4- 4				
0- 1	0- 0	0- 1	NEUTRAL	0- 0	0- 0	0- 0				
6- 4	0- 0	0- 1	NON-CONFERENCE	0- 1	0- 2	6- 0				
4- 1	0- 0	0- 0	HOME	0- 0	0- 1	4- 0				
2- 2	0- 0	0- 0	AWAY	0- 1	0- 1	2- 0				
0- 1	0- 0	0- 1	NEUTRAL	0- 0	0- 0	0- 0				
9- 9	0- 0	0- 2	CONFERENCE	0- 0	1- 3	8- 4				
7- 2	0- 0	0- 1	HOME	0- 0	1- 1	6- 0				
2- 7	0- 0	0- 1	AWAY	0- 0	0- 2	2- 4				
0- 0	0- 0	0- 0	NEUTRAL	0- 0	0- 0	0- 0				

RPI S	Opponent	Score	RPI S	Opponent	Score	RPI S	Opponent	Score	RPI S	Opponent	Score	Team's RPI: 202
			31 N	UTEP	52 60	56 A	Southern California	42 73	109 H	Drake	68 76	
			47 A	Colorado St.	52 83				121 A	Fresno St.	54 58	
			47 H	Colorado St.	56 64				121 H	Fresno St.	52 57	
									131 A	Long Beach St.	63 67	
									146 A	Boise St.	56 75	
									146 H	Boise St.	78 68	
									170 H	George Mason	67 59	
									172 A	New Mexico	53 67	
									172 H	New Mexico	57 48	
									192 A	San Jose St.	61 69	
									223 H	Utah St.	46 38	
									246 A	Wyoming	57 80	
									246 H	Wyoming	66 37	
									250 A	San Diego St.	55 41	
									250 H	San Diego St.	62 51	
									267 H	Pepperdine	83 63	
									285 A	Houston	63 60	
									317 A	A&M-Corpus Christi	65 51	
									320 A	Nevada	65 71	
									320 H	Nevada	65 59	
									333 H	Southern Utah	79 44	
									336 H	UC Irvine	72 52	
									342 A	Air Force	60 56	
									342 H	Air Force	62 51	
LAST 12 Division I GAMES:												
250 H	San Diego St.	62 51	192 A	San Jose St.	61 69							
246 A	Wyoming	57 80	121 H	Fresno St.	52 57							
146 H	Boise St.	78 68	172 H	New Mexico	57 48							
320 A	Nevada	65 71	250 A	San Diego St.	55 41							
342 H	Air Force	62 51	146 A	Boise St.	56 75							
47 A	Colorado St.	52 83	320 H	Nevada	65 59							

Non-Div I Games: Cal St. San Marcos 62 43

UNLV

■ Loss,
 ■ Non-Conf,
 ■ S Site,
 ■ Home
 ■ A Away
 N Neutral

USC Upstate

Through Games Of March 4, 2016

Average RPI Win:	307	WON-LOST	WINNING	LAST 10	STRENGTH OF	OPP. STRENGTH	TEAM	ADJ.	CONF.	ADJ CONF.
Average RPI Loss:	135	RECORD	PCT. RANK	GAMES	SCHEDULE	OF SCHEDULE	RPI	RPI	RPI	RPI
DIV. I ONLY	17- 10	95	8- 2	344	290	209	209	29	29	
DIV. I NON-CONF.	6- 6	160	0- 0	339	286	248	248	28	28	
TOTALS	RPI 1-25	RPI 26-50	W-L RECORDS	RPI 51-100	RPI 101-150	RPI 150+				
17- 10	0- 0	0- 0	OVERALL	0- 4	0- 4	17- 2				
9- 3	0- 0	0- 0	HOME	0- 1	0- 1	9- 1				
8- 7	0- 0	0- 0	AWAY	0- 3	0- 3	8- 1				
0- 0	0- 0	0- 0	NEUTRAL	0- 0	0- 0	0- 0				
6- 6	0- 0	0- 0	NON-CONFERENCE	0- 2	0- 2	6- 2				
3- 1	0- 0	0- 0	HOME	0- 0	0- 0	3- 1				
3- 5	0- 0	0- 0	AWAY	0- 2	0- 2	3- 1				
0- 0	0- 0	0- 0	NEUTRAL	0- 0	0- 0	0- 0				
11- 4	0- 0	0- 0	CONFERENCE	0- 2	0- 2	11- 0				
6- 2	0- 0	0- 0	HOME	0- 1	0- 1	6- 0				
5- 2	0- 0	0- 0	AWAY	0- 1	0- 1	5- 0				
0- 0	0- 0	0- 0	NEUTRAL	0- 0	0- 0	0- 0				

RPI 1-25				RPI 26-50				RPI 51-100				RPI 101+				Team's RPI: 209	
RPI	S	Opponent	Score	RPI	S	Opponent	Score	RPI	S	Opponent	Score	RPI	S	Opponent	Score		
								68	A	FGCU	43	54	135	A	UNC Asheville	59	68
								68	H	FGCU	44	56	147	A	North Carolina	40	80
								71	A	Georgia Tech	46	87	149	A	Jacksonville	69	75
								73	A	Michigan	61	119	149	H	Jacksonville	43	49
													193	A	Stetson	61	56
													193	H	Stetson	73	58
													211	H	Furman	63	75
													274	A	UMES	59	78
													286	A	Kennesaw St.	61	53
													286	H	Kennesaw St.	66	57
													300	H	Western Caro.	68	59
													305	A	Morehead St.	86	72
													307	H	UNCG	84	61
													315	A	IPFW	84	81
													327	A	North Florida	75	61
													327	H	North Florida	69	54
													327	H	North Florida	76	50
													335	A	Lipscomb	81	54
													335	H	Lipscomb	93	71
													344	A	NJIT	58	41
													344	H	NJIT	67	47
													347	A	Norfolk St.	82	62
													348	H	N.C. Central	68	46
LAST 12 Division I GAMES:																	
				327	H	North Florida	76 50					286	A	Kennesaw St.	61 53		
				344	H	NJIT	67 47					335	H	Lipscomb	93 71		
				149	A	Jacksonville	69 75					286	H	Kennesaw St.	66 57		
				327	A	North Florida	75 61					335	A	Lipscomb	81 54		
				68	H	FGCU	44 56					327	H	North Florida	69 54		
				193	H	Stetson	73 58					149	H	Jacksonville	43 49		

Non-Div I Games: Southern Wesleyan 84 51 Mars Hill 81 65 Bob Jones 96 46

USC Upstate

Loss, Non-Conf, S Site, H Home A Away N Neutral

Average RPI Win:	247	WON-LOST	WINNING	LAST 10	STRENGTH OF	OPP. STRENGTH	TEAM	ADJ.	CONF.	ADJ CONF.
Average RPI Loss:	103	RECORD	PCT. RANK	GAMES	SCHEDULE	OF SCHEDULE	RPI	RPI	RPI	RPI
DIV. I ONLY	14- 14	165	7- 3	109	184	139	139	15	15	
DIV. I NON-CONF.	4- 5	193	0- 0	13	108	89	89	14	14	
TOTALS	RPI 1-25	RPI 26-50	W-L RECORDS	RPI 51-100	RPI 101-150	RPI 150+				
14- 14	0- 1	0- 5	OVERALL	0- 0	1- 4	13- 4				
6- 7	0- 0	0- 3	HOME	0- 0	1- 2	5- 2				
8- 7	0- 1	0- 2	AWAY	0- 0	0- 2	8- 2				
0- 0	0- 0	0- 0	NEUTRAL	0- 0	0- 0	0- 0				
4- 5	0- 1	0- 3	NON-CONFERENCE	0- 0	1- 0	3- 1				
1- 3	0- 0	0- 2	HOME	0- 0	1- 0	0- 1				
3- 2	0- 1	0- 1	AWAY	0- 0	0- 0	3- 0				
0- 0	0- 0	0- 0	NEUTRAL	0- 0	0- 0	0- 0				
10- 9	0- 0	0- 2	CONFERENCE	0- 0	0- 4	10- 3				
5- 4	0- 0	0- 1	HOME	0- 0	0- 2	5- 1				
5- 5	0- 0	0- 1	AWAY	0- 0	0- 2	5- 2				
0- 0	0- 0	0- 0	NEUTRAL	0- 0	0- 0	0- 0				

RPI 1-25				RPI 26-50				RPI 51-100				RPI 101+ Team's RPI: 139			
RPI	S	Opponent	Score	RPI	S	Opponent	Score	RPI	S	Opponent	Score	RPI	S	Opponent	Score
2	A	Baylor	20 62	33	H	Seton Hall	54 61					105	A	Little Rock	43 49
				38	H	Western Ky.	64 73					105	H	Little Rock	55 59
				40	A	Arkansas St.	44 66					132	A	La.-Lafayette	52 63
				40	H	Arkansas St.	71 78					132	H	La.-Lafayette	42 59
				42	A	Kansas St.	41 61					149	H	Jacksonville	56 54
												152	H	McNeese St.	57 63
												156	A	Troy	71 88
												198	A	South Ala.	55 59
												198	H	South Ala.	53 49
												204	A	SFA	67 63
												235	A	Texas St.	80 48
												235	H	Texas St.	78 69
												243	A	Houston Baptist	64 40
												247	A	UTSA	51 47
												265	A	Appalachian St.	76 45
												265	H	Appalachian St.	65 58
												271	A	Georgia St.	74 45
												271	H	Georgia St.	63 68
												276	A	La.-Monroe	60 50
												276	H	La.-Monroe	40 32
												294	A	Ga. Southern	53 41
												294	H	Ga. Southern	70 31
LAST 12 Division I GAMES:															
				198	H	South Ala.	53 49					265	H	Appalachian St.	65 58
				235	H	Texas St.	78 69					235	A	Texas St.	80 48
				40	A	Arkansas St.	44 66					271	A	Georgia St.	74 45
				105	A	Little Rock	43 49					294	A	Ga. Southern	53 41
				276	H	La.-Monroe	40 32					132	A	La.-Lafayette	52 63
				132	H	La.-Lafayette	42 59					276	A	La.-Monroe	60 50

Non-Div I Games: Missouri Valley 96 30

UT Arlington

■ Loss,
 ■ Non-Conf, S Site,
 ■ Home
 ■ Away
 N Neutral

Average RPI Win:	229	WON-LOST	WINNING	LAST 10	STRENGTH OF	OPP. STRENGTH	TEAM	ADJ.	CONF.	ADJ CONF.
Average RPI Loss:	124	RECORD	PCT. RANK	GAMES	SCHEDULE	OF SCHEDULE	RPI	RPI	RPI	RPI
DIV. I ONLY	21- 9	66	8- 2	254	180	103	103	24	24	
DIV. I NON-CONF.	7- 6	156	0- 0	116	45	104	104	24	24	
TOTALS	RPI 1-25	RPI 26-50	W-L RECORDS	RPI 51-100	RPI 101-150	RPI 150+				
21- 9	0- 1	0- 2	OVERALL	2- 2	4- 0	15- 4				
11- 1	0- 0	0- 1	HOME	1- 0	2- 0	8- 0				
9- 7	0- 1	0- 1	AWAY	0- 2	2- 0	7- 3				
1- 1	0- 0	0- 0	NEUTRAL	1- 0	0- 0	0- 1				
7- 6	0- 1	0- 2	NON-CONFERENCE	1- 2	2- 0	4- 1				
3- 1	0- 0	0- 1	HOME	0- 0	1- 0	2- 0				
3- 5	0- 1	0- 1	AWAY	0- 2	1- 0	2- 1				
1- 0	0- 0	0- 0	NEUTRAL	1- 0	0- 0	0- 0				
14- 3	0- 0	0- 0	CONFERENCE	1- 0	2- 0	11- 3				
8- 0	0- 0	0- 0	HOME	1- 0	1- 0	6- 0				
6- 2	0- 0	0- 0	AWAY	0- 0	1- 0	5- 2				
0- 1	0- 0	0- 0	NEUTRAL	0- 0	0- 0	0- 1				

RPI S	Opponent	Score	RPI S	Opponent	Score	RPI S	Opponent	Score	RPI S	Opponent	Score	Team's RPI: 103
13	A Louisville	66 88	40	H Arkansas St.	74 76	59	A Iowa	56 62	112	H Samford	52 50	
			43	A Chattanooga	46 61	72	A Vanderbilt	61 64	133	A Southern Ill.	70 63	
						86	H Belmont	81 79	145	A SIUE	85 79	
						100	N North Dakota	84 58	145	H SIUE	86 50	
									158	H Alabama	83 65	
									176	A Illinois	74 94	
									178	A Eastern Ky.	61 70	
									232	A Southeast Mo. St.	84 74	
									232	H Southeast Mo. St.	95 65	
									236	A Cincinnati	63 57	
									257	H Tennessee St.	77 50	
									262	A Murray St.	70 49	
									262	H Murray St.	92 62	
									262	N Murray St.	76 78	
									269	A Austin Peay	70 80	
									269	H Austin Peay	75 51	
									278	H Tennessee Tech	67 53	
									284	H Miami (OH)	74 47	
									295	A Jacksonville St.	63 53	
									305	A Morehead St.	85 67	
									334	A Evansville	75 48	
									338	A Eastern Ill.	65 39	
									338	H Eastern Ill.	91 52	
LAST 12 Division I GAMES:												
262	N	Murray St.	76 78	232	H	Southeast Mo. St.	95 65					
262	A	Murray St.	70 49	145	A	SIUE	85 79					
338	H	Eastern Ill.	91 52	269	H	Austin Peay	75 51					
145	H	SIUE	86 50	262	H	Murray St.	92 62					
86	H	Belmont	81 79	257	H	Tennessee St.	77 50					
269	A	Austin Peay	70 80	232	A	Southeast Mo. St.	84 74					

Non-Div I Games:

UT Martin

■ Loss,
■ Non-Conf,
■ S Site,
■ Home
■ A Away
N Neutral

Average RPI Win: 180	WON-LOST	WINNING	LAST 10	STRENGTH OF	OPP. STRENGTH	TEAM	ADJ.	CONF.	ADJ CONF.
Average RPI Loss: 173	RECORD	PCT. RANK	GAMES	SCHEDULE	OF SCHEDULE	RPI	RPI	RPI	RPI
DIV. I ONLY	24- 3	10	8- 2	151	165	31	31	12	12
DIV. I NON-CONF.	8- 1	23	0- 0	60	330	16	16	11	11
TOTALS	RPI 1-25	RPI 26-50	W-L RECORDS	RPI 51-100	RPI 101-150	RPI 150+			
24- 3	0- 0	1- 0	OVERALL	4- 0	1- 2	18- 1			
15- 0	0- 0	0- 0	HOME	3- 0	1- 0	11- 0			
8- 3	0- 0	1- 0	AWAY	1- 0	0- 2	6- 1			
1- 0	0- 0	0- 0	NEUTRAL	0- 0	0- 0	1- 0			
8- 1	0- 0	0- 0	NON-CONFERENCE	2- 0	0- 1	6- 0			
6- 0	0- 0	0- 0	HOME	1- 0	0- 0	5- 0			
1- 1	0- 0	0- 0	AWAY	1- 0	0- 1	0- 0			
1- 0	0- 0	0- 0	NEUTRAL	0- 0	0- 0	1- 0			
16- 2	0- 0	1- 0	CONFERENCE	2- 0	1- 1	12- 1			
9- 0	0- 0	0- 0	HOME	2- 0	1- 0	6- 0			
7- 2	0- 0	1- 0	AWAY	0- 0	0- 1	6- 1			
0- 0	0- 0	0- 0	NEUTRAL	0- 0	0- 0	0- 0			

RPI 1-25			RPI 26-50			Team's RPI: 31			RPI 51-100			RPI 101+				
RPI	S	Opponent	Score	RPI	S	Opponent	Score		RPI	S	Opponent	Score	RPI	S	Opponent	Score
				38	A	Western Ky.	85 78		53	H	UC Riverside	68 57	131	A	Long Beach St.	40 47
									61	H	Middle Tenn.	84 73	141	A	Marshall	64 79
									76	H	Charlotte	94 91	150	H	Old Dominion	70 64
									96	A	New Mexico St.	71 65	154	H	UAB	62 54
													162	A	Southern Miss.	57 54
													162	H	Southern Miss.	72 64
													172	H	New Mexico	70 62
													177	A	Fla. Atlantic	78 66
													177	H	Fla. Atlantic	75 47
													183	A	Louisiana Tech	72 65
													183	H	Louisiana Tech	86 80
													200	H	Idaho St.	67 54
													202	N	UNLV	60 52
													203	H	Hampton	78 54
													225	A	Rice	60 54
													239	A	North Texas	75 67
													243	H	Houston Baptist	98 63
													247	A	UTSA	64 69
													247	H	UTSA	62 55
													308	H	Northern Ariz.	77 66
													310	A	FIU	69 57
													310	H	FIU	70 52
LAST 12 Division I GAMES:																
				247	A	UTSA	64 69		310	H	FIU	70 52				
				76	H	Charlotte	94 91		38	A	Western Ky.	85 78				
				150	H	Old Dominion	70 64		141	A	Marshall	64 79				
				183	A	Louisiana Tech	72 65		183	H	Louisiana Tech	86 80				
				162	A	Southern Miss.	57 54		162	H	Southern Miss.	72 64				
				177	H	Fla. Atlantic	75 47		310	A	FIU	69 57				

Non-Div I Games: Tex. Permian Basin 86 32

UTEP

■ Loss,
 ■ Non-Conf,
 ■ S Site,
 ■ Home
 ■ A Away
 N Neutral

Average RPI Win:	273	WON-LOST	WINNING	LAST 10	STRENGTH OF	OPP. STRENGTH	TEAM	ADJ.	CONF.	ADJ CONF.
Average RPI Loss:	151	RECORD	PCT. RANK	GAMES	SCHEDULE	OF SCHEDULE	RPI	RPI	RPI	RPI
DIV. I ONLY	13- 12	158	5- 5	329	199	212	212	27	27	
DIV. I NON-CONF.	5- 7	198	0- 0	270	101	184	184	25	25	
TOTALS	RPI 1-25	RPI 26-50	W-L RECORDS	RPI 51-100	RPI 101-150	RPI 150+				
13- 12	0- 2	0- 1	OVERALL	0- 2	0- 1	13- 6				
5- 3	0- 0	0- 0	HOME	0- 1	0- 0	5- 2				
7- 8	0- 2	0- 1	AWAY	0- 1	0- 1	7- 3				
1- 1	0- 0	0- 0	NEUTRAL	0- 0	0- 0	1- 1				
5- 7	0- 2	0- 1	NON-CONFERENCE	0- 1	0- 1	5- 2				
1- 0	0- 0	0- 0	HOME	0- 0	0- 0	1- 0				
3- 6	0- 2	0- 1	AWAY	0- 1	0- 1	3- 1				
1- 1	0- 0	0- 0	NEUTRAL	0- 0	0- 0	1- 1				
8- 5	0- 0	0- 0	CONFERENCE	0- 1	0- 0	8- 4				
4- 3	0- 0	0- 0	HOME	0- 1	0- 0	4- 2				
4- 2	0- 0	0- 0	AWAY	0- 0	0- 0	4- 2				
0- 0	0- 0	0- 0	NEUTRAL	0- 0	0- 0	0- 0				

RPI 1-25				RPI 26-50				RPI 51-100				RPI 101+ Team's RPI: 212			
RPI	S	Opponent	Score	RPI	S	Opponent	Score	RPI	S	Opponent	Score	RPI	S	Opponent	Score
14	A	Syracuse	32 91	42	A	Kansas St.	43 61	84	A	Eastern Mich.	56 78	101	A	TCU	67 71
23	A	Oklahoma St.	54 78					96	H	New Mexico St.	57 68	153	N	East Carolina	59 70
												190	N	Cal Poly	66 58
												205	A	Utah Valley	57 71
												205	H	Utah Valley	61 48
												219	A	CSU Bakersfield	66 80
												219	H	CSU Bakersfield	60 46
												241	A	Grand Canyon	68 66
												241	H	Grand Canyon	52 28
												263	A	Seattle	76 71
												263	H	Seattle	71 74
												268	A	UC Santa Barbara	62 60
												285	A	Houston	55 45
												299	A	UMKC	62 53
												299	H	UMKC	57 59
												317	A	A&M-Corpus Christi	46 49
												329	A	Incarnate Word	68 50
												329	H	Incarnate Word	60 47
												340	A	Chicago St.	64 56
												340	H	Chicago St.	78 56
LAST 12 Division I GAMES:															
340	H	Chicago St.	78 56	96	H	New Mexico St.	57 68								
219	A	CSU Bakersfield	66 80	263	H	Seattle	71 74								
263	A	Seattle	76 71	219	H	CSU Bakersfield	60 46								
299	H	UMKC	57 59	299	A	UMKC	62 53								
241	A	Grand Canyon	68 66	340	A	Chicago St.	64 56								
205	A	Utah Valley	57 71	205	H	Utah Valley	61 48								

Non-Div I Games: Concordia (TX) 90 44 Evangel 75 60 Texas Lutheran 90 38

UTRGV

Loss, Non-Conf, S Site, H Home A Away N Neutral

UTSA

Through Games Of March 4, 2016

Average RPI Win: 193	WON-LOST	WINNING	LAST 10	STRENGTH OF	OPP. STRENGTH	TEAM	ADJ.	CONF.	ADJ CONF.
Average RPI Loss: 142	RECORD	PCT. RANK	GAMES	SCHEDULE	OF SCHEDULE	RPI	RPI	RPI	RPI
DIV. I ONLY	8- 18	277	4- 6	104	144	247	247	12	12
DIV. I NON-CONF.	2- 6	272	0- 0	50	260	234	234	11	11
TOTALS	RPI 1-25	RPI 26-50	W-L RECORDS	RPI 51-100	RPI 101-150	RPI 150+			
8- 18	0- 1	1- 3	OVERALL	0- 3	1- 2	6- 9			
7- 6	0- 0	1- 0	HOME	0- 2	1- 1	5- 3			
1- 12	0- 1	0- 3	AWAY	0- 1	0- 1	1- 6			
0- 0	0- 0	0- 0	NEUTRAL	0- 0	0- 0	0- 0			
2- 6	0- 1	0- 1	NON-CONFERENCE	0- 1	0- 1	2- 2			
2- 2	0- 0	0- 0	HOME	0- 0	0- 1	2- 1			
0- 4	0- 1	0- 1	AWAY	0- 1	0- 0	0- 1			
0- 0	0- 0	0- 0	NEUTRAL	0- 0	0- 0	0- 0			
6- 12	0- 0	1- 2	CONFERENCE	0- 2	1- 1	4- 7			
5- 4	0- 0	1- 0	HOME	0- 2	1- 0	3- 2			
1- 8	0- 0	0- 2	AWAY	0- 0	0- 1	1- 5			
0- 0	0- 0	0- 0	NEUTRAL	0- 0	0- 0	0- 0			

RPI	S	Opponent	Score	RPI	S	Opponent	Score	RPI	S	Opponent	Score	RPI	S	Opponent	Score	Team's RPI: 247
6	A	Texas	53 90	31	A	UTEP	55 62	61	H	Middle Tenn.	63 74	139	H	UT Arlington	47 51	
				31	H	UTEP	69 64	74	A	Abilene Christian	60 79	141	A	Marshall	76 80	
				32	A	Oklahoma	41 80	76	H	Charlotte	54 64	150	H	Old Dominion	70 67	
				38	A	Western Ky.	65 72					154	H	UAB	54 52	
												162	A	Southern Miss.	53 65	
												162	H	Southern Miss.	47 41	
												177	A	Fla. Atlantic	51 64	
												177	H	Fla. Atlantic	57 54	
												183	A	Louisiana Tech	66 75	
												183	H	Louisiana Tech	72 82	
												225	A	Rice	48 49	
												235	A	Texas St.	64 72	
												239	A	North Texas	58 68	
												243	H	Houston Baptist	79 50	
												248	H	Texas Southern	44 59	
												310	A	FIU	63 52	
												310	H	FIU	54 59	
												313	H	Illinois St.	77 51	
LAST 12 Division I GAMES:																
				31	H	UTEP	69 64	177	H	Fla. Atlantic	57 54					
				150	H	Old Dominion	70 67	141	A	Marshall	76 80					
				76	H	Charlotte	54 64	38	A	Western Ky.	65 72					
				162	A	Southern Miss.	53 65	162	H	Southern Miss.	47 41					
				183	A	Louisiana Tech	66 75	183	H	Louisiana Tech	72 82					
				310	H	FIU	54 59	177	A	Fla. Atlantic	51 64					

Non-Div I Games: Howard Payne 106 65 Tex. A&M-Kingsville88 51

UTSA

■ Loss,
 ■ Non-Conf,
 ■ S Site,
 ■ Home
 ■ A Away
 N Neutral

Utah

Through Games Of March 4, 2016

Average RPI Win:	148	WON-LOST	WINNING	LAST 10	STRENGTH OF	OPP. STRENGTH	TEAM	ADJ.	CONF.	ADJ CONF.
Average RPI Loss:	39	RECORD	PCT. RANK	GAMES	SCHEDULE	OF SCHEDULE	RPI	RPI	RPI	RPI
DIV. I ONLY	16- 14	156	4- 6	42	17	87	87	1	1	
DIV. I NON-CONF.	8- 3	77	0- 0	113	121	88	88	1	1	
TOTALS	RPI 1-25	RPI 26-50	W-L RECORDS	RPI 51-100	RPI 101-150	RPI 150+				
16- 14	0- 7	1- 2	OVERALL	5- 4	3- 1	7- 0				
11- 5	0- 3	1- 0	HOME	3- 2	2- 0	5- 0				
5- 6	0- 4	0- 1	AWAY	2- 1	1- 0	2- 0				
0- 3	0- 0	0- 1	NEUTRAL	0- 1	0- 1	0- 0				
8- 3	0- 1	0- 1	NON-CONFERENCE	1- 0	2- 1	5- 0				
7- 0	0- 0	0- 0	HOME	1- 0	2- 0	4- 0				
1- 1	0- 1	0- 0	AWAY	0- 0	0- 0	1- 0				
0- 2	0- 0	0- 1	NEUTRAL	0- 0	0- 1	0- 0				
8- 11	0- 6	1- 1	CONFERENCE	4- 4	1- 0	2- 0				
4- 5	0- 3	1- 0	HOME	2- 2	0- 0	1- 0				
4- 5	0- 3	0- 1	AWAY	2- 1	1- 0	1- 0				
0- 1	0- 0	0- 0	NEUTRAL	0- 1	0- 0	0- 0				

RPI 1-25				RPI 26-50				RPI 51-100 Team's RPI: 87				RPI 101+			
RPI	S	Opponent	Score	RPI	S	Opponent	Score	RPI	S	Opponent	Score	RPI	S	Opponent	Score
7	A	Oregon St.	53 72	29	A	Washington	60 73	56	H	Southern California	59 70	115	N	Boston College	51 76
7	H	Oregon St.	53 62	29	H	Washington	88 83	58	H	South Dakota	66 59	120	A	Arizona	60 55
8	H	UCLA	63 69	32	N	Oklahoma	55 70	79	A	California	84 79	121	H	Fresno St.	78 63
9	A	Stanford	52 72					79	H	California	72 66	128	H	Creighton	74 58
9	H	Stanford	54 72					79	N	California	63 66	170	H	George Mason	74 62
10	A	Arizona St.	60 80					82	A	Oregon	58 69	185	H	UC Davis	88 58
16	A	BYU	59 73					82	H	Oregon	65 77	196	A	Colorado	76 68
								95	A	Washington St.	75 69	196	H	Colorado	71 55
								95	H	Washington St.	73 71	223	A	Utah St.	64 61
												288	H	Lamar	71 67
												298	H	CSUN	97 56
LAST 12 Division I GAMES:															
79	N	California	63 66	82	A	Oregon	58 69								
95	A	Washington St.	75 69	196	A	Colorado	76 68								
29	A	Washington	60 73	196	H	Colorado	71 55								
9	H	Stanford	54 72	8	H	UCLA	63 69								
79	H	California	72 66	56	H	Southern California	59 70								
7	A	Oregon St.	53 72	82	H	Oregon	65 77								

Non-Div I Games:

Utah

■ Loss,
 ■ Non-Conf,
 S Site,
 ■ Home
 ■ Away
 N Neutral

Average RPI Win:	262	WON-LOST	WINNING	LAST 10	STRENGTH OF	OPP. STRENGTH	TEAM	ADJ.	CONF.	ADJ CONF.
Average RPI Loss:	138	RECORD	PCT. RANK	GAMES	SCHEDULE	OF SCHEDULE	RPI	RPI	RPI	RPI
DIV. I ONLY	11- 16	229	4- 6	198	196	223	223	20	20	
DIV. I NON-CONF.	3- 6	234	0- 0	158	144	211	211	20	20	
TOTALS	RPI 1-25	RPI 26-50	W-L RECORDS	RPI 51-100	RPI 101-150	RPI 150+				
11- 16	0- 1	0- 2	OVERALL	0- 1	0- 4	11- 8				
6- 6	0- 0	0- 1	HOME	0- 1	0- 2	6- 2				
4- 10	0- 1	0- 1	AWAY	0- 0	0- 2	4- 6				
1- 0	0- 0	0- 0	NEUTRAL	0- 0	0- 0	1- 0				
3- 6	0- 1	0- 0	NON-CONFERENCE	0- 1	0- 0	3- 4				
1- 2	0- 0	0- 0	HOME	0- 1	0- 0	1- 1				
1- 4	0- 1	0- 0	AWAY	0- 0	0- 0	1- 3				
1- 0	0- 0	0- 0	NEUTRAL	0- 0	0- 0	1- 0				
8- 10	0- 0	0- 2	CONFERENCE	0- 0	0- 4	8- 4				
5- 4	0- 0	0- 1	HOME	0- 0	0- 2	5- 1				
3- 6	0- 0	0- 1	AWAY	0- 0	0- 2	3- 3				
0- 0	0- 0	0- 0	NEUTRAL	0- 0	0- 0	0- 0				

RPI 1-25				RPI 26-50				RPI 51-100				RPI 101+ Team's RPI: 223			
RPI	S	Opponent	Score	RPI	S	Opponent	Score	RPI	S	Opponent	Score	RPI	S	Opponent	Score
16	A	BYU	69 81	47	A	Colorado St.	64 91	87	H	Utah	61 64	121	A	Fresno St.	62 66
				47	H	Colorado St.	49 69					121	H	Fresno St.	61 67
												146	A	Boise St.	78 84
												146	H	Boise St.	58 63
												164	A	Montana	70 86
												169	H	Sacramento St.	86 95
												172	A	New Mexico	70 73
												172	H	New Mexico	72 56
												173	H	Pacific	78 70
												179	A	Northern Colo.	60 74
												192	A	San Jose St.	65 83
												192	H	San Jose St.	74 86
												200	A	Idaho St.	67 81
												202	A	UNLV	38 46
												205	A	Utah Valley	76 72
												246	H	Wyoming	84 75
												250	A	San Diego St.	55 36
												250	H	San Diego St.	72 59
												257	N	Tennessee St.	63 46
												320	A	Nevada	79 66
												320	H	Nevada	70 55
												342	A	Air Force	66 53
												342	H	Air Force	64 40
LAST 12 Division I GAMES:															
121	A	Fresno St.	62 66	172	A	New Mexico	70 73								
342	H	Air Force	64 40	246	H	Wyoming	84 75								
192	A	San Jose St.	65 83	146	H	Boise St.	58 63								
320	H	Nevada	70 55	320	A	Nevada	79 66								
121	H	Fresno St.	61 67	250	H	San Diego St.	72 59								
47	A	Colorado St.	64 91	202	A	UNLV	38 46								

Non-Div I Games: Westminster (UT) 74 67 Haskell 90 63

Utah St.

Loss, Non-Conf, S Site, H Home A Away N Neutral

Utah Valley

Through Games Of March 4, 2016

Average RPI Win:	260	WON-LOST	WINNING	LAST 10	STRENGTH OF	OPP. STRENGTH	TEAM	ADJ.	CONF.	ADJ CONF.
Average RPI Loss:	161	RECORD	PCT. RANK	GAMES	SCHEDULE	OF SCHEDULE	RPI	RPI	RPI	RPI
DIV. I ONLY	13- 13	165	8- 2	236	293	205	205	27	27	
DIV. I NON-CONF.	5- 8	209	0- 0	159	289	205	205	25	25	
TOTALS	RPI 1-25	RPI 26-50	W-L RECORDS	RPI 51-100	RPI 101-150	RPI 150+				
13- 13	0- 1	0- 0	OVERALL	1- 3	1- 0	11- 9				
7- 5	0- 0	0- 0	HOME	1- 1	0- 0	6- 4				
6- 7	0- 1	0- 0	AWAY	0- 2	1- 0	5- 4				
0- 1	0- 0	0- 0	NEUTRAL	0- 0	0- 0	0- 1				
5- 8	0- 1	0- 0	NON-CONFERENCE	1- 1	1- 0	3- 6				
2- 3	0- 0	0- 0	HOME	1- 0	0- 0	1- 3				
3- 4	0- 1	0- 0	AWAY	0- 1	1- 0	2- 2				
0- 1	0- 0	0- 0	NEUTRAL	0- 0	0- 0	0- 1				
8- 5	0- 0	0- 0	CONFERENCE	0- 2	0- 0	8- 3				
5- 2	0- 0	0- 0	HOME	0- 1	0- 0	5- 1				
3- 3	0- 0	0- 0	AWAY	0- 1	0- 0	3- 2				
0- 0	0- 0	0- 0	NEUTRAL	0- 0	0- 0	0- 0				

RPI 1-25				RPI 26-50				RPI 51-100				RPI 101+ Team's RPI: 205			
RPI	S	Opponent	Score	RPI	S	Opponent	Score	RPI	S	Opponent	Score	RPI	S	Opponent	Score
16	A	BYU	62 78					82	A	Oregon	68 79	146	A	Boise St.	72 70
								89	H	San Francisco	94 88	158	N	Alabama	60 67
								96	A	New Mexico St.	68 73	181	A	Weber St.	56 61
								96	H	New Mexico St.	53 59	182	A	Eastern Wash.	64 68
												185	H	UC Davis	55 59
												200	H	Idaho St.	47 56
												212	A	UTRGV	48 61
												212	H	UTRGV	71 57
												219	A	CSU Bakersfield	54 61
												219	H	CSU Bakersfield	72 53
												223	H	Utah St.	72 76
												241	H	Grand Canyon	53 61
												259	A	Omaha	74 59
												263	A	Seattle	61 44
												263	H	Seattle	79 48
												299	A	UMKC	58 44
												299	H	UMKC	79 71
												320	A	Nevada	73 65
												333	H	Southern Utah	70 58
												340	A	Chicago St.	69 62
												340	H	Chicago St.	74 46
LAST 12 Division I GAMES:															
263	H	Seattle	79 48	219	A	CSU Bakersfield	54 61								
299	A	UMKC	58 44	263	A	Seattle	61 44								
340	A	Chicago St.	69 62	340	H	Chicago St.	74 46								
219	H	CSU Bakersfield	72 53	299	H	UMKC	79 71								
96	H	New Mexico St.	53 59	241	H	Grand Canyon	53 61								
212	H	UTRGV	71 57	212	A	UTRGV	48 61								

Non-Div I Games: Bethesda (CA) 91 64 Dixie St. 77 63

Utah Valley

Loss, Non-Conf, S Site, H Home A Away N Neutral

Average RPI Win:	174	WON-LOST	WINNING	LAST 10	STRENGTH OF	OPP. STRENGTH	TEAM	ADJ.	CONF.	ADJ CONF.
Average RPI Loss:	119	RECORD	PCT. RANK	GAMES	SCHEDULE	OF SCHEDULE	RPI	RPI	RPI	RPI
DIV. I ONLY	23- 8	55	8- 2	121	120	69	69	7	7	
DIV. I NON-CONF.	11- 2	28	0- 0	135	270	48	48	8	8	
TOTALS	RPI 1-25	RPI 26-50	W-L RECORDS	RPI 51-100	RPI 101-150	RPI 150+				
23- 8	1- 1	3- 0	OVERALL	1- 2	2- 2	16- 3				
11- 4	0- 1	1- 0	HOME	0- 1	1- 1	9- 1				
10- 3	1- 0	1- 0	AWAY	1- 0	1- 0	6- 1				
2- 1	0- 0	1- 0	NEUTRAL	0- 1	0- 0	1- 0				
11- 2	1- 0	0- 0	NON-CONFERENCE	0- 1	2- 1	8- 0				
7- 0	0- 0	0- 0	HOME	0- 0	1- 0	6- 0				
4- 1	1- 0	0- 0	AWAY	0- 0	1- 1	2- 0				
0- 1	0- 0	0- 0	NEUTRAL	0- 1	0- 0	0- 0				
12- 6	0- 1	3- 0	CONFERENCE	1- 1	0- 1	8- 3				
4- 4	0- 1	1- 0	HOME	0- 1	0- 1	3- 1				
6- 2	0- 0	1- 0	AWAY	1- 0	0- 0	4- 2				
2- 0	0- 0	1- 0	NEUTRAL	0- 0	0- 0	1- 0				

RPI 1-25				RPI 26-50				RPI 51-100				Team's RPI: 69	RPI 101+			
RPI	S	Opponent	Score	RPI	S	Opponent	Score	RPI	S	Opponent	Score		RPI	S	Opponent	Score
10	A	Arizona St.	57 48	34	H	St. Bonaventure	52 47	54	H	Saint Louis	72 77		113	H	Saint Joseph's	63 66
21	H	Duquesne	67 71	34	N	St. Bonaventure	59 50	81	A	Dayton	74 72		114	A	IUPUI	69 70
				39	A	George Washington	79 68	97	N	Toledo	61 80		116	A	Iona	74 58
													150	H	Old Dominion	74 54
													159	H	Fordham	61 51
													170	A	George Mason	54 70
													170	H	George Mason	65 34
													184	A	Davidson	74 59
													184	H	Davidson	50 56
													195	A	Richmond	50 62
													195	H	Richmond	53 42
													195	N	Richmond	62 42
													201	H	William & Mary	73 47
													207	A	Rhode Island	49 36
													211	H	Furman	67 45
													214	A	N.C. A&T	64 49
													216	A	Massachusetts	74 66
													244	H	Coppin St.	73 42
													253	A	High Point	69 39
													264	H	Campbell	57 34
													270	H	UNCW	58 45
													274	H	UMES	63 39
													279	A	La Salle	84 76
LAST 12 Division I GAMES:																
				34	N	St. Bonaventure	59 50	195	A	Richmond	50 62					
				195	N	Richmond	62 42	279	A	La Salle	84 76					
				184	A	Davidson	74 59	34	H	St. Bonaventure	52 47					
				170	H	George Mason	65 34	21	H	Duquesne	67 71					
				39	A	George Washington	79 68	159	H	Fordham	61 51					
				207	A	Rhode Island	49 36	195	H	Richmond	53 42					

Non-Div I Games:

VCU

■ Loss,
 ■ Non-Conf,
 ■ S Site,
 ■ H Home
 ■ A Away
 N Neutral

Valparaiso

Through Games Of March 4, 2016

Average RPI Win:	180	WON-LOST	WINNING	LAST 10	STRENGTH OF	OPP. STRENGTH	TEAM	ADJ.	CONF.	ADJ CONF.
Average RPI Loss:	135	RECORD	PCT. RANK	GAMES	SCHEDULE	OF SCHEDULE	RPI	RPI	RPI	RPI
DIV. I ONLY	5- 20	312	1- 9	60	138	254	254	14	14	
DIV. I NON-CONF.	1- 7	318	0- 0	43	51	249	249	16	16	
TOTALS	RPI 1-25	RPI 26-50	W-L RECORDS	RPI 51-100	RPI 101-150	RPI 150+				
5- 20	0- 4	0- 0	OVERALL	0- 1	3- 7	2- 8				
4- 9	0- 2	0- 0	HOME	0- 0	2- 4	2- 3				
1- 10	0- 2	0- 0	AWAY	0- 1	1- 3	0- 4				
0- 1	0- 0	0- 0	NEUTRAL	0- 0	0- 0	0- 1				
1- 7	0- 2	0- 0	NON-CONFERENCE	0- 1	1- 1	0- 3				
1- 3	0- 1	0- 0	HOME	0- 0	1- 1	0- 1				
0- 3	0- 1	0- 0	AWAY	0- 1	0- 0	0- 1				
0- 1	0- 0	0- 0	NEUTRAL	0- 0	0- 0	0- 1				
4- 13	0- 2	0- 0	CONFERENCE	0- 0	2- 6	2- 5				
3- 6	0- 1	0- 0	HOME	0- 0	1- 3	2- 2				
1- 7	0- 1	0- 0	AWAY	0- 0	1- 3	0- 3				
0- 0	0- 0	0- 0	NEUTRAL	0- 0	0- 0	0- 0				

RPI 1-25				RPI 26-50				RPI 51-100				RPI 101+ Team's RPI: 254			
RPI	S	Opponent	Score	RPI	S	Opponent	Score	RPI	S	Opponent	Score	RPI	S	Opponent	Score
1	H	Notre Dame	54 110					85	A	San Diego	60 76	107	A	Wright St.	63 80
13	A	Louisville	42 75									107	H	Wright St.	54 65
20	A	Green Bay	42 81									123	H	Akron	74 85
20	H	Green Bay	35 71									129	A	Youngstown St.	66 87
												129	H	Youngstown St.	65 60
												134	A	Northern Ky.	61 60
												134	H	Northern Ky.	50 68
												142	A	Milwaukee	60 82
												142	H	Milwaukee	60 70
												145	H	SIUE	69 56
												151	A	Detroit	65 85
												151	H	Detroit	66 72
												179	N	Northern Colo.	63 77
												197	A	Butler	53 72
												218	A	Oakland	77 87
												218	H	Oakland	81 66
												229	H	Ill.-Chicago	50 54
												272	A	Cleveland St.	65 72
												272	H	Cleveland St.	66 59
												284	H	Miami (OH)	72 75
LAST 12 Division I GAMES:															
272	A	Cleveland St.	65 72	134	H	Northern Ky.	50 68								
129	A	Youngstown St.	66 87	107	H	Wright St.	54 65								
20	H	Green Bay	35 71	229	H	Ill.-Chicago	50 54								
142	H	Milwaukee	60 70	129	H	Youngstown St.	65 60								
151	A	Detroit	65 85	272	H	Cleveland St.	66 59								
218	A	Oakland	77 87	142	A	Milwaukee	60 82								

Non-Div I Games: Ind.-Northwest 79 57 Cardinal Stitch 63 62 Ind.-Kokomo 88 22

Valparaiso

Loss, Non-Conf, S Site, H Home A Away N Neutral

Vanderbilt

Through Games Of March 4, 2016

Average RPI Win:	149	WON-LOST	WINNING	LAST 10	STRENGTH OF	OPP. STRENGTH	TEAM	ADJ.	CONF.	ADJ CONF.
Average RPI Loss:	47	RECORD	PCT. RANK	GAMES	SCHEDULE	OF SCHEDULE	RPI	RPI	RPI	RPI
DIV. I ONLY	18- 14	139	3- 7	24	50	72	72	3	3	
DIV. I NON-CONF.	11- 2	28	0- 0	117	211	33	33	2	2	
TOTALS	RPI 1-25	RPI 26-50	W-L RECORDS	RPI 51-100	RPI 101-150	RPI 150+				
18- 14	1- 7	3- 3	OVERALL	2- 2	2- 1	10- 1				
10- 6	0- 4	1- 2	HOME	0- 0	2- 0	7- 0				
5- 7	1- 3	1- 0	AWAY	1- 2	0- 1	2- 1				
3- 1	0- 0	1- 1	NEUTRAL	1- 0	0- 0	1- 0				
11- 2	0- 1	1- 0	NON-CONFERENCE	2- 1	1- 0	7- 0				
8- 0	0- 0	1- 0	HOME	0- 0	1- 0	6- 0				
2- 2	0- 1	0- 0	AWAY	1- 1	0- 0	1- 0				
1- 0	0- 0	0- 0	NEUTRAL	1- 0	0- 0	0- 0				
7- 12	1- 6	2- 3	CONFERENCE	0- 1	1- 1	3- 1				
2- 6	0- 4	0- 2	HOME	0- 0	1- 0	1- 0				
3- 5	1- 2	1- 0	AWAY	0- 1	0- 1	1- 1				
2- 1	0- 0	1- 1	NEUTRAL	0- 0	0- 0	1- 0				

RPI S	Opponent	Score	RPI S	Opponent	Score	RPI S	Opponent	Score	RPI S	Opponent	Score
4	H South Carolina	61 71	27	H Mississippi St.	61 66	55	A Auburn	45 53	103	H UT Martin	64 61
12	A Kentucky	71 69	27	N Mississippi St.	46 63	78	A Drexel	74 64	122	H LSU	58 42
12	H Kentucky	55 71	36	H Georgia	58 64	81	A Dayton	56 81	137	A Arkansas	56 57
18	H Texas A&M	63 75	36	N Georgia	54 49	96	N New Mexico St.	71 45	156	H Troy	97 43
20	A Green Bay	56 58	41	H Ohio	62 59				158	A Alabama	54 48
22	A Tennessee	49 58	44	A Missouri	56 52				158	H Alabama	67 52
22	H Tennessee	51 69							159	A Fordham	53 40
24	A Florida	67 79							166	H ETSU	65 39
									175	A Ole Miss	52 55
									175	N Ole Miss	74 59
									226	H Presbyterian	56 38
									269	H Austin Peay	73 56
									342	H Air Force	86 29
									349	H Mississippi Val.	89 39
LAST 12 Division I GAMES:											
			27	N Mississippi St.	46 63	24	A Florida	67 79			
			36	N Georgia	54 49	12	H Kentucky	55 71			
			175	N Ole Miss	74 59	22	H Tennessee	51 69			
			44	A Missouri	56 52	137	A Arkansas	56 57			
			27	H Mississippi St.	61 66	55	A Auburn	45 53			
			18	H Texas A&M	63 75	36	H Georgia	58 64			

Non-Div I Games:

Vanderbilt

Loss, Non-Conf, S Site, H Home A Away N Neutral

Average RPI Win:	259	WON-LOST	WINNING	LAST 10	STRENGTH OF	OPP. STRENGTH	TEAM	ADJ.	CONF.	ADJ CONF.
Average RPI Loss:	184	RECORD	PCT. RANK	GAMES	SCHEDULE	OF SCHEDULE	RPI	RPI	RPI	RPI
DIV. I ONLY	9- 20	272	3- 7	259	291	280	280	16	16	
DIV. I NON-CONF.	5- 8	209	0- 0	300	347	273	273	19	19	
TOTALS	RPI 1-25	RPI 26-50	W-L RECORDS	RPI 51-100	RPI 101-150	RPI 150+				
9- 20	0- 0	0- 2	OVERALL	0- 3	0- 0	9- 15				
4- 9	0- 0	0- 1	HOME	0- 2	0- 0	4- 6				
5- 11	0- 0	0- 1	AWAY	0- 1	0- 0	5- 9				
0- 0	0- 0	0- 0	NEUTRAL	0- 0	0- 0	0- 0				
5- 8	0- 0	0- 0	NON-CONFERENCE	0- 1	0- 0	5- 7				
2- 3	0- 0	0- 0	HOME	0- 1	0- 0	2- 2				
3- 5	0- 0	0- 0	AWAY	0- 0	0- 0	3- 5				
0- 0	0- 0	0- 0	NEUTRAL	0- 0	0- 0	0- 0				
4- 12	0- 0	0- 2	CONFERENCE	0- 2	0- 0	4- 8				
2- 6	0- 0	0- 1	HOME	0- 1	0- 0	2- 4				
2- 6	0- 0	0- 1	AWAY	0- 1	0- 0	2- 4				
0- 0	0- 0	0- 0	NEUTRAL	0- 0	0- 0	0- 0				

RPI S	Opponent	Score	RPI S	Opponent	Score	RPI S	Opponent	Score	RPI S	Opponent	Score	Team's RPI: 280
50	A Albany (NY)	43 72	50	H Albany (NY)	40 75	70	A Maine	51 63	161	A Stony Brook	59 73	
						70	H Maine	41 62	161	H Stony Brook	44 37	
						83	H Quinnipiac	65 77	163	A Delaware	60 71	
									174	A UMBC	48 85	
									174	H UMBC	60 74	
									199	H Sacred Heart	53 51	
									208	A Brown	54 71	
									210	A Hartford	50 52	
									210	H Hartford	47 51	
									215	A Dartmouth	56 54	
									218	H Oakland	68 74	
									228	A Bryant	52 68	
									230	A Binghamton	52 66	
									230	H Binghamton	53 57	
									237	A New Hampshire	63 59	
									237	H New Hampshire	83 63	
									240	A Columbia	56 73	
									251	A Holy Cross	63 77	
									275	H Central Conn. St.	79 63	
									319	A UMass Lowell	59 51	
									319	H UMass Lowell	66 68	
									337	H St. Francis Brooklyn	55 59	
									341	A Boston U.	60 45	
									344	A NJIT	54 46	
LAST 12 Division I GAMES:												
161	H Stony Brook	44 37	50	H Albany (NY)	40 75	70	A Maine	51 63	161	A Stony Brook	59 73	
237	A New Hampshire	63 59							237	H New Hampshire	83 63	
174	H UMBC	60 74							230	H Binghamton	53 57	
230	A Binghamton	52 66							319	A UMass Lowell	59 51	
210	A Hartford	50 52										
319	H UMass Lowell	66 68										

Non-Div I Games:

Vermont

■ Loss,
■ Non-Conf,
■ S Site,
■ H Home
■ A Away
N Neutral

Villanova

Through Games Of March 4, 2016

Average RPI Win:	139	WON-LOST	WINNING	LAST 10	STRENGTH OF	OPP. STRENGTH	TEAM	ADJ.	CONF.	ADJ CONF.
Average RPI Loss:	76	RECORD	PCT. RANK	GAMES	SCHEDULE	OF SCHEDULE	RPI	RPI	RPI	RPI
DIV. I ONLY	19- 10	81	7- 3	57	69	46	46	6	6	
DIV. I NON-CONF.	7- 4	110	1- 0	31	71	39	39	6	6	
TOTALS	RPI 1-25	RPI 26-50	W-L RECORDS	RPI 51-100	RPI 101-150	RPI 150+				
19- 10	1- 1	2- 3	OVERALL	6- 3	1- 2	9- 1				
9- 3	0- 1	2- 0	HOME	2- 1	1- 1	4- 0				
8- 6	1- 0	0- 3	AWAY	3- 1	0- 1	4- 1				
2- 1	0- 0	0- 0	NEUTRAL	1- 1	0- 0	1- 0				
7- 4	0- 0	1- 2	NON-CONFERENCE	1- 2	1- 0	4- 0				
3- 0	0- 0	1- 0	HOME	0- 0	1- 0	1- 0				
2- 3	0- 0	0- 2	AWAY	0- 1	0- 0	2- 0				
2- 1	0- 0	0- 0	NEUTRAL	1- 1	0- 0	1- 0				
12- 6	1- 1	1- 1	CONFERENCE	5- 1	0- 2	5- 1				
6- 3	0- 1	1- 0	HOME	2- 1	0- 1	3- 0				
6- 3	1- 0	0- 1	AWAY	3- 0	0- 1	2- 1				
0- 0	0- 0	0- 0	NEUTRAL	0- 0	0- 0	0- 0				

RPI S Opponent	Score	RPI S Opponent	Score	Team's RPI: 46	RPI S Opponent	Score	RPI S Opponent	Score
19 A DePaul	64 60	33 A Seton Hall	50 60		51 N St. Mary's (CA)	60 67	113 H Saint Joseph's	55 49
19 H DePaul	47 75	33 H Seton Hall	55 45		57 A St. John's (NY)	71 59	128 A Creighton	48 53
		37 H Penn	66 46		57 H St. John's (NY)	58 54	128 H Creighton	62 65
		39 A George Washington	70 78		65 A Temple	55 61	157 A Xavier	67 74
		49 A North Carolina St.	64 70		78 N Drexel	67 55	157 H Xavier	58 55
					92 A Marquette	82 75	169 N Sacramento St.	78 54
					92 H Marquette	81 60	197 A Butler	57 45
					94 A Georgetown	63 60	197 H Butler	66 46
					94 H Georgetown	51 57	220 A Lehigh	65 44
							231 H Loyola Maryland	67 55
							261 A Providence	76 47
							261 H Providence	67 39
							279 A La Salle	67 56
LAST 12 Division I GAMES:								
197 H Butler	66 46	19 H DePaul	47 75		261 A Providence	76 47		
157 H Xavier	58 55	37 H Penn	66 46		128 A Creighton	48 53		
94 A Georgetown	63 60	94 H Georgetown	51 57		57 H St. John's (NY)	58 54		
33 A Seton Hall	50 60							
57 A St. John's (NY)	71 59							
92 H Marquette	81 60							

Non-Div I Games:

Villanova

Loss, Non-Conf, S Site, H Home A Away N Neutral

Virginia

Through Games Of March 4, 2016

Average RPI Win:	181	WON-LOST	WINNING	LAST 10	STRENGTH OF	OPP. STRENGTH	TEAM	ADJ.	CONF.	ADJ CONF.
Average RPI Loss:	51	RECORD	PCT. RANK	GAMES	SCHEDULE	OF SCHEDULE	RPI	RPI	RPI	RPI
DIV. I ONLY	16- 15	163	3- 7	62	55	106	106	4	4	
DIV. I NON-CONF.	10- 4	86	0- 0	176	120	113	113	5	5	
TOTALS	RPI 1-25	RPI 26-50	W-L RECORDS	RPI 51-100	RPI 101-150	RPI 150+				
16- 15	1- 6	1- 3	OVERALL	3- 3	3- 3	8- 0				
10- 6	0- 3	1- 0	HOME	0- 1	1- 2	8- 0				
5- 6	0- 3	0- 2	AWAY	3- 0	2- 1	0- 0				
1- 3	1- 0	0- 1	NEUTRAL	0- 2	0- 0	0- 0				
10- 4	1- 1	0- 0	NON-CONFERENCE	2- 3	0- 0	7- 0				
7- 1	0- 0	0- 0	HOME	0- 1	0- 0	7- 0				
2- 1	0- 1	0- 0	AWAY	2- 0	0- 0	0- 0				
1- 2	1- 0	0- 0	NEUTRAL	0- 2	0- 0	0- 0				
6- 11	0- 5	1- 3	CONFERENCE	1- 0	3- 3	1- 0				
3- 5	0- 3	1- 0	HOME	0- 0	1- 2	1- 0				
3- 5	0- 2	0- 2	AWAY	1- 0	2- 1	0- 0				
0- 1	0- 0	0- 1	NEUTRAL	0- 0	0- 0	0- 0				

RPI	S	Opponent	Score	RPI	S	Opponent	Score	RPI	S	Opponent	Score	RPI	S	Opponent	Score	Team's RPI: 106
1	H	Notre Dame	46 74	28	H	Miami (FL)	76 56	52	N	Rutgers	48 60	115	A	Boston College	61 50	
5	A	Ohio St.	73 93	48	A	Duke	52 67	55	A	Auburn	69 52	119	A	Virginia Tech	55 60	
13	A	Louisville	59 74	48	N	Duke	53 57	59	H	Iowa	73 85	119	H	Virginia Tech	46 66	
13	H	Louisville	41 59	49	A	North Carolina St.	52 63	61	A	Middle Tenn.	70 66	126	H	Pittsburgh	55 58	
14	H	Syracuse	57 91					71	A	Georgia Tech	78 67	140	A	Wake Forest	52 50	
15	A	Florida St.	48 70					80	N	Tulane	62 67	147	H	North Carolina	72 68	
20	N	Green Bay	68 59									195	H	Richmond	71 51	
												244	H	Coppin St.	75 40	
												255	H	Bowling Green	68 39	
												258	H	Clemson	65 48	
												293	H	Charleston So.	85 65	
												316	H	Longwood	81 46	
												344	H	NJIT	81 54	
												347	H	Norfolk St.	86 50	
LAST 12 Division I GAMES:																
48	N	Duke	53 57	14	H	Syracuse	57 91									
119	A	Virginia Tech	55 60	119	H	Virginia Tech	46 66									
147	H	North Carolina	72 68	48	A	Duke	52 67									
258	H	Clemson	65 48	49	A	North Carolina St.	52 63									
13	A	Louisville	59 74	126	H	Pittsburgh	55 58									
115	A	Boston College	61 50	15	A	Florida St.	48 70									

Non-Div I Games:

Virginia

■ Loss,
■ Non-Conf, S Site,
■ Home
■ Away
N Neutral

Average RPI Win: 193		WON-LOST	WINNING	LAST 10	STRENGTH OF	OPP. STRENGTH	TEAM	ADJ.	CONF.	ADJ CONF.
Average RPI Loss: 58		RECORD	PCT. RANK	GAMES	SCHEDULE	OF SCHEDULE	RPI	RPI	RPI	RPI
DIV. I ONLY		17- 13	137	3- 7	102	61	119	119	4	4
DIV. I NON-CONF.		12- 1	9	0- 0	285	178	71	71	5	5
TOTALS		RPI 1-25	RPI 26-50	W-L RECORDS	RPI 51-100	RPI 101-150	RPI 150+			
17- 13	1- 4		0- 4	OVERALL	0- 2	5- 3	11- 0			
13- 5	0- 0		0- 3	HOME	0- 1	2- 1	11- 0			
4- 7	1- 4		0- 1	AWAY	0- 1	3- 1	0- 0			
0- 1	0- 0		0- 0	NEUTRAL	0- 0	0- 1	0- 0			
12- 1	1- 0		0- 0	NON-CONFERENCE	0- 1	1- 0	10- 0			
10- 0	0- 0		0- 0	HOME	0- 0	0- 0	10- 0			
2- 1	1- 0		0- 0	AWAY	0- 1	1- 0	0- 0			
0- 0	0- 0		0- 0	NEUTRAL	0- 0	0- 0	0- 0			
5- 12	0- 4		0- 4	CONFERENCE	0- 1	4- 3	1- 0			
3- 5	0- 0		0- 3	HOME	0- 1	2- 1	1- 0			
2- 6	0- 4		0- 1	AWAY	0- 0	2- 1	0- 0			
0- 1	0- 0		0- 0	NEUTRAL	0- 0	0- 1	0- 0			

RPI	S	Opponent	Score	RPI	S	Opponent	Score	RPI	S	Opponent	Score	RPI	S	Opponent	Score	Team's RPI: 119
1	A	Notre Dame	41 80	28	A	Miami (FL)	56 67	71	H	Georgia Tech	34 51	106	A	Virginia	66 46	
13	A	Louisville	45 56	28	H	Miami (FL)	45 57	94	A	Georgetown	56 73	106	H	Virginia	60 55	
14	A	Syracuse	39 60	48	H	Duke	62 66					115	H	Boston College	58 33	
15	A	Florida St.	50 68	49	H	North Carolina St.	61 72					115	N	Boston College	37 49	
22	A	Tennessee	57 43									126	H	Pittsburgh	48 59	
LAST 12 Division I GAMES:																
		115 N Boston College	37 49			147 A North Carolina	67 71									
		106 H Virginia	60 55			106 A Virginia	66 46									
		140 A Wake Forest	54 48			71 H Georgia Tech	34 51									
		28 A Miami (FL)	56 67			15 A Florida St.	50 68									
		48 H Duke	62 66			28 H Miami (FL)	45 57									
		126 H Pittsburgh	48 59			1 A Notre Dame	41 80									

Non-Div I Games:

Virginia Tech

■ Loss,
 ■ Non-Conf,
 ■ S Site,
 ■ H Home
 ■ A Away
 N Neutral

W
a
g
n
e
rW
a
g
n
e
r

Non-Div I Games:

W
a
g
n
e
r

RPI S Opponent Score

Wagner

Through Games Of March 4, 2016

RPI	S	Opponent	Score
344	H	NJIT	76 53

W
a
g
n
e
r

Wagner

Wake Forest

Through Games Of March 4, 2016

Average RPI Win:	185	WON-LOST	WINNING	LAST 10	STRENGTH OF	OPP. STRENGTH	TEAM	ADJ.	CONF.	ADJ CONF.
Average RPI Loss:	71	RECORD	PCT. RANK	GAMES	SCHEDULE	OF SCHEDULE	RPI	RPI	RPI	RPI
DIV. I ONLY	16- 15	163	5- 5	138	30	140	140	4	4	
DIV. I NON-CONF.	9- 4	95	0- 0	318	105	187	187	5	5	
TOTALS	RPI 1-25	RPI 26-50	W-L RECORDS	RPI 51-100	RPI 101-150	RPI 150+				
16- 15	0- 4	2- 4	OVERALL	0- 3	5- 2	9- 2				
9- 7	0- 3	2- 0	HOME	0- 1	3- 2	4- 1				
5- 6	0- 1	0- 4	AWAY	0- 1	2- 0	3- 0				
2- 2	0- 0	0- 0	NEUTRAL	0- 1	0- 0	2- 1				
9- 4	0- 0	0- 1	NON-CONFERENCE	0- 1	2- 0	7- 2				
6- 2	0- 0	0- 0	HOME	0- 1	2- 0	4- 1				
2- 1	0- 0	0- 1	AWAY	0- 0	0- 0	2- 0				
1- 1	0- 0	0- 0	NEUTRAL	0- 0	0- 0	1- 1				
7- 11	0- 4	2- 3	CONFERENCE	0- 2	3- 2	2- 0				
3- 5	0- 3	2- 0	HOME	0- 0	1- 2	0- 0				
3- 5	0- 1	0- 3	AWAY	0- 1	2- 0	1- 0				
1- 1	0- 0	0- 0	NEUTRAL	0- 1	0- 0	1- 0				

RPI S Opponent	Score	RPI S Opponent	Score	RPI S Opponent	Score	RPI S Opponent	Score	Team's RPI: 140
1 H Notre Dame	52 86	28 A Miami (FL)	60 71	71 A Georgia Tech	51 66	106 H Virginia	50 52	
13 A Louisville	54 78	44 A Missouri	81 94	71 N Georgia Tech	65 67	115 A Boston College	65 59	
14 H Syracuse	65 91	48 A Duke	68 95	86 H Belmont	64 78	119 H Virginia Tech	48 54	
15 H Florida St.	55 96	48 H Duke	64 58			122 H LSU	60 57	
		49 A North Carolina St.	47 64			126 A Pittsburgh	60 49	
		49 H North Carolina St.	63 58			147 H North Carolina	75 63	
						149 H Jacksonville	57 51	
						166 H ETSU	69 52	
						184 H Davidson	77 58	
						194 H Wisconsin	51 64	
						195 H Richmond	43 33	
						203 N Hampton	42 47	
						258 A Clemson	55 45	
						258 N Clemson	73 58	
						273 A American	71 70	
						279 H La Salle	61 53	
						282 N Coastal Caro.	81 52	
						310 A FIU	57 53	
LAST 12 Division I GAMES:								
71 N Georgia Tech	65 67	258 A Clemson	55 45					
258 N Clemson	73 58	49 H North Carolina St.	63 58					
71 A Georgia Tech	51 66	126 A Pittsburgh	60 49					
119 H Virginia Tech	48 54	13 A Louisville	54 78					
1 H Notre Dame	52 86	15 H Florida St.	55 96					
48 H Duke	64 58	115 A Boston College	65 59					

Non-Div I Games:

Wake Forest

■ Loss,
 ■ Non-Conf,
 ■ S Site,
 ■ H Home
 ■ A Away
 N Neutral

Average RPI Win:	124	WON-LOST	WINNING	LAST 10	STRENGTH OF	OPP. STRENGTH	TEAM	ADJ.	CONF.	ADJ CONF.
Average RPI Loss:	29	RECORD	PCT. RANK	GAMES	SCHEDULE	OF SCHEDULE	RPI	RPI	RPI	RPI
DIV. I ONLY	22- 9	62	6- 4	33	9	29	29	1	1	
DIV. I NON-CONF.	9- 2	37	0- 0	46	95	34	34	1	1	
TOTALS	RPI 1-25	RPI 26-50	W-L RECORDS	RPI 51-100	RPI 101-150	RPI 150+				
22- 9	2- 6	0- 1	OVERALL	9- 2	4- 0	7- 0				
12- 4	1- 2	0- 1	HOME	5- 1	1- 0	5- 0				
7- 4	0- 3	0- 0	AWAY	4- 1	2- 0	1- 0				
3- 1	1- 1	0- 0	NEUTRAL	0- 0	1- 0	1- 0				
9- 2	0- 1	0- 1	NON-CONFERENCE	3- 0	2- 0	4- 0				
6- 1	0- 0	0- 1	HOME	2- 0	0- 0	4- 0				
2- 0	0- 0	0- 0	AWAY	1- 0	1- 0	0- 0				
1- 1	0- 1	0- 0	NEUTRAL	0- 0	1- 0	0- 0				
13- 7	2- 5	0- 0	CONFERENCE	6- 2	2- 0	3- 0				
6- 3	1- 2	0- 0	HOME	3- 1	1- 0	1- 0				
5- 4	0- 3	0- 0	AWAY	3- 1	1- 0	1- 0				
2- 0	1- 0	0- 0	NEUTRAL	0- 0	0- 0	1- 0				

RPI S	Opponent	Score	RPI S	Opponent	Score	RPI S	Opponent	Score	RPI S	Opponent	Score
7	H Oregon St.	53 61	32	H Oklahoma	68 71	53	H UC Riverside	78 43	120	A Arizona	74 52
8	A UCLA	59 63				56	A Southern California	61 53	120	H Arizona	63 47
8	H UCLA	64 56				56	H Southern California	69 60	121	A Fresno St.	89 79
9	A Stanford	53 69				58	A South Dakota	77 64	138	N Texas Tech	77 73
9	N Stanford	73 65				62	H Santa Clara	100 55	181	H Weber St.	69 56
10	A Arizona St.	57 77				79	A California	75 65	196	A Colorado	76 74
10	H Arizona St.	61 68				82	H Oregon	63 75	196	H Colorado	68 47
14	N Syracuse	62 66				87	A Utah	83 88	196	N Colorado	67 51
						87	H Utah	73 60	250	H San Diego St.	80 51
						95	A Washington St.	79 64	263	H Seattle	96 55
						95	H Washington St.	69 63	287	H Portland	83 65
LAST 12 Division I GAMES:											
9	N Stanford	73 65	8	A UCLA	59 63						
196	N Colorado	67 51	56	A Southern California	61 53						
196	H Colorado	68 47	82	H Oregon	63 75						
87	H Utah	73 60	7	H Oregon St.	53 61						
10	A Arizona St.	57 77	79	A California	75 65						
120	A Arizona	74 52	9	A Stanford	53 69						

Non-Div I Games:

Washington

■ Loss,
 ■ Non-Conf,
 ■ S Site,
 ■ H Home
 ■ A Away
 N Neutral

Average RPI Win:	168	WON-LOST	WINNING	LAST 10	STRENGTH OF	OPP. STRENGTH	TEAM	ADJ.	CONF.	ADJ CONF.
Average RPI Loss:	39	RECORD	PCT. RANK	GAMES	SCHEDULE	OF SCHEDULE	RPI	RPI	RPI	RPI
DIV. I ONLY	14- 16	191	2- 8	54	12	95	95	1	1	
DIV. I NON-CONF.	9- 2	37	0- 0	120	114	27	27	1	1	
TOTALS	RPI 1-25	RPI 26-50	W-L RECORDS	RPI 51-100	RPI 101-150	RPI 150+				
14- 16	0- 7	0- 2	OVERALL	2- 7	5- 0	7- 0				
7- 6	0- 3	0- 1	HOME	1- 2	2- 0	4- 0				
6- 9	0- 4	0- 1	AWAY	1- 4	3- 0	2- 0				
1- 1	0- 0	0- 0	NEUTRAL	0- 1	0- 0	1- 0				
9- 2	0- 1	0- 0	NON-CONFERENCE	1- 1	3- 0	5- 0				
4- 0	0- 0	0- 0	HOME	0- 0	1- 0	3- 0				
4- 2	0- 1	0- 0	AWAY	1- 1	2- 0	1- 0				
1- 0	0- 0	0- 0	NEUTRAL	0- 0	0- 0	1- 0				
5- 14	0- 6	0- 2	CONFERENCE	1- 6	2- 0	2- 0				
3- 6	0- 3	0- 1	HOME	1- 2	1- 0	1- 0				
2- 7	0- 3	0- 1	AWAY	0- 3	1- 0	1- 0				
0- 1	0- 0	0- 0	NEUTRAL	0- 1	0- 0	0- 0				

RPI	S	Opponent	Score	RPI	S	Opponent	Score	RPI	S	Opponent	Score	RPI	S	Opponent	Score
7	H	Oregon St.	45 54	29	A	Washington	63 69	51	A	St. Mary's (CA)	71 75	110	H	Gonzaga	55 48
8	A	UCLA	61 73	29	H	Washington	64 79	56	A	Southern California	62 64	120	A	Arizona	62 61
8	H	UCLA	73 75					56	H	Southern California	73 61	120	H	Arizona	67 46
9	A	Stanford	52 69					56	N	Southern California	73 77	124	A	Hawaii	62 52
10	A	Arizona St.	39 61					79	A	California	71 74	146	A	Boise St.	57 52
10	H	Arizona St.	45 63					82	H	Oregon	48 73	192	H	San Jose St.	95 80
23	A	Oklahoma St.	60 70					85	A	San Diego	78 72	196	A	Colorado	74 66
								87	A	Utah	71 73	196	H	Colorado	83 70
								87	H	Utah	69 75	203	H	Hampton	68 61
												217	A	Kansas	66 53
												268	H	UC Santa Barbara	61 44
												320	N	Nevada	70 57
LAST 12 Division I GAMES:															
56	N	Southern California	73 77	8	A	UCLA	61 73								
87	H	Utah	69 75	7	H	Oregon St.	45 54								
196	H	Colorado	83 70	82	H	Oregon	48 73								
120	A	Arizona	62 61	9	A	Stanford	52 69								
10	A	Arizona St.	39 61	79	A	California	71 74								
56	A	Southern California	62 64	29	A	Washington	63 69								

Non-Div I Games:

Washington St.

■ Loss,
 ■ Non-Conf,
 ■ S Site,
 ■ H Home
 ■ A Away
 N Neutral

Average RPI Win:	255	WON-LOST	WINNING	LAST 10	STRENGTH OF	OPP. STRENGTH	TEAM	ADJ.	CONF.	ADJ CONF.
Average RPI Loss:	137	RECORD	PCT. RANK	GAMES	SCHEDULE	OF SCHEDULE	RPI	RPI	RPI	RPI
DIV. I ONLY	17- 10	95	5- 5	330	176	181	181	19	19	
DIV. I NON-CONF.	6- 3	99	0- 0	310	153	161	161	23	23	
TOTALS	RPI 1-25	RPI 26-50	W-L RECORDS	RPI 51-100	RPI 101-150	RPI 150+				
17- 10	0- 1	0- 1	OVERALL	1- 1	0- 2	16- 5				
7- 5	0- 1	0- 0	HOME	0- 1	0- 1	7- 2				
9- 5	0- 0	0- 1	AWAY	1- 0	0- 1	8- 3				
1- 0	0- 0	0- 0	NEUTRAL	0- 0	0- 0	1- 0				
6- 3	0- 1	0- 1	NON-CONFERENCE	0- 0	0- 0	6- 1				
1- 2	0- 1	0- 0	HOME	0- 0	0- 0	1- 1				
4- 1	0- 0	0- 1	AWAY	0- 0	0- 0	4- 0				
1- 0	0- 0	0- 0	NEUTRAL	0- 0	0- 0	1- 0				
11- 7	0- 0	0- 0	CONFERENCE	1- 1	0- 2	10- 4				
6- 3	0- 0	0- 0	HOME	0- 1	0- 1	6- 1				
5- 4	0- 0	0- 0	AWAY	1- 0	0- 1	4- 3				
0- 0	0- 0	0- 0	NEUTRAL	0- 0	0- 0	0- 0				

RPI 1-25				RPI 26-50				RPI 51-100				RPI 101+				Team's RPI: 181
RPI	S	Opponent	Score	RPI	S	Opponent	Score	RPI	S	Opponent	Score	RPI	S	Opponent	Score	
16	H	BYU	51 68	29	A	Washington	56 69	100	A	North Dakota	62 56	136	H	Idaho	70 77	
								100	H	North Dakota	78 85	148	A	Montana St.	71 92	
												164	A	Montana	75 84	
												169	A	Sacramento St.	64 87	
												169	H	Sacramento St.	77 66	
												179	A	Northern Colo.	63 65	
												179	H	Northern Colo.	82 79	
												182	H	Eastern Wash.	80 74	
												200	A	Idaho St.	61 46	
												200	H	Idaho St.	57 58	
												204	N	SFA	56 46	
												205	H	Utah Valley	61 56	
												227	H	Col. of Charleston	42 50	
												239	A	North Texas	45 38	
												287	A	Portland	57 55	
												304	A	Denver	61 49	
												308	A	Northern Ariz.	76 56	
												308	H	Northern Ariz.	95 88	
												323	A	Portland St.	75 58	
												323	H	Portland St.	102 73	
												333	A	Southern Utah	69 51	
												333	H	Southern Utah	75 56	
												343	A	Cal St. Fullerton	60 40	
LAST 12 Division I GAMES:																
182	H	Eastern Wash.	80 74	323	A	Portland St.	75 58									
136	H	Idaho	70 77	169	A	Sacramento St.	64 87									
164	A	Montana	75 84	100	H	North Dakota	78 85									
148	A	Montana St.	71 92	179	H	Northern Colo.	82 79									
308	H	Northern Ariz.	95 88	333	A	Southern Utah	69 51									
333	H	Southern Utah	75 56	308	A	Northern Ariz.	76 56									

Non-Div I Games: Westminster (UT) 79 46 Bethesda (CA) 86 60

Weber St.

Loss, Non-Conf, S Site, H Home A Away N Neutral

West Virginia

Through Games Of March 4, 2016

Average RPI Win:	152	WON-LOST	WINNING	LAST 10	STRENGTH OF	OPP. STRENGTH	TEAM	ADJ.	CONF.	ADJ CONF.
Average RPI Loss:	30	RECORD	PCT. RANK	GAMES	SCHEDULE	OF SCHEDULE	RPI	RPI	RPI	RPI
DIV. I ONLY	23- 8	55	7- 3	47	51	26	26	2	2	
DIV. I NON-CONF.	11- 2	28	0- 0	174	210	58	58	3	3	
TOTALS	RPI 1-25	RPI 26-50	W-L RECORDS	RPI 51-100	RPI 101-150	RPI 150+				
23- 8	1- 5	5- 1	OVERALL	1- 1	7- 1	9- 0				
13- 2	1- 2	2- 0	HOME	1- 0	3- 0	6- 0				
5- 5	0- 3	1- 1	AWAY	0- 0	3- 1	1- 0				
5- 1	0- 0	2- 0	NEUTRAL	0- 1	1- 0	2- 0				
11- 2	0- 0	2- 0	NON-CONFERENCE	1- 1	1- 1	7- 0				
6- 0	0- 0	0- 0	HOME	1- 0	0- 0	5- 0				
0- 1	0- 0	0- 0	AWAY	0- 0	0- 1	0- 0				
5- 1	0- 0	2- 0	NEUTRAL	0- 1	1- 0	2- 0				
12- 6	1- 5	3- 1	CONFERENCE	0- 0	6- 0	2- 0				
7- 2	1- 2	2- 0	HOME	0- 0	3- 0	1- 0				
5- 4	0- 3	1- 1	AWAY	0- 0	3- 0	1- 0				
0- 0	0- 0	0- 0	NEUTRAL	0- 0	0- 0	0- 0				

RPI 1-25				RPI 26-50				Team's RPI: 26	RPI 51-100				RPI 101+			
RPI	S	Opponent	Score	RPI	S	Opponent	Score		RPI	S	Opponent	Score	RPI	S	Opponent	Score
2	A	Baylor	64 69	32	A	Oklahoma	54 57		56	N	Southern California	67 78	101	A	TCU	97 84
2	H	Baylor	61 71	32	H	Oklahoma	63 55		88	H	Elon	67 57	101	H	TCU	83 72
6	A	Texas	50 73	35	N	James Madison	69 62						110	A	Gonzaga	57 62
6	H	Texas	54 65	42	A	Kansas St.	72 53						125	A	Iowa St.	82 57
23	A	Oklahoma St.	51 63	42	H	Kansas St.	64 44						125	H	Iowa St.	57 47
23	H	Oklahoma St.	82 48	45	N	Indiana	75 64						138	A	Texas Tech	69 42
													138	H	Texas Tech	79 57
													141	N	Marshall	66 60
													155	N	Yale	70 60
													217	A	Kansas	65 45
													217	H	Kansas	72 35
													241	N	Grand Canyon	68 50
													244	H	Coppin St.	96 64
													305	H	Morehead St.	94 56
													314	H	Fairleigh Dickinson	91 42
													316	H	Longwood	74 43
													322	H	Delaware St.	77 34
LAST 12 Division I GAMES:																
125	A	Iowa St.	82 57	125	H	Iowa St.	57 47									
23	H	Oklahoma St.	82 48	42	H	Kansas St.	64 44									
101	H	TCU	83 72	138	A	Texas Tech	69 42									
6	A	Texas	50 73	2	H	Baylor	61 71									
32	H	Oklahoma	63 55	32	A	Oklahoma	54 57									
23	A	Oklahoma St.	51 63	101	A	TCU	97 84									

Non-Div I Games:

West Virginia

■ Loss,
■ Non-Conf,
■ S Site,
■ H Home
■ A Away
N Neutral

Average RPI Win:	304	WON-LOST	WINNING	LAST 10	STRENGTH OF	OPP. STRENGTH	TEAM	ADJ.	CONF.	ADJ CONF.
Average RPI Loss:	160	RECORD	PCT. RANK	GAMES	SCHEDULE	OF SCHEDULE	RPI	RPI	RPI	RPI
DIV. I ONLY	4- 22	324	3- 7	137	271	300	300	17	17	
DIV. I NON-CONF.	1- 10	330	0- 0	140	345	303	303	15	15	
TOTALS	RPI 1-25	RPI 26-50	W-L RECORDS	RPI 51-100	RPI 101-150	RPI 150+				
4- 22	0- 0	0- 5	OVERALL	0- 0	0- 5	4- 12				
2- 7	0- 0	0- 1	HOME	0- 0	0- 3	2- 3				
1- 14	0- 0	0- 3	AWAY	0- 0	0- 2	1- 9				
1- 1	0- 0	0- 1	NEUTRAL	0- 0	0- 0	1- 0				
1- 10	0- 0	0- 2	NON-CONFERENCE	0- 0	0- 1	1- 7				
0- 2	0- 0	0- 0	HOME	0- 0	0- 1	0- 1				
0- 8	0- 0	0- 2	AWAY	0- 0	0- 0	0- 6				
1- 0	0- 0	0- 0	NEUTRAL	0- 0	0- 0	1- 0				
3- 12	0- 0	0- 3	CONFERENCE	0- 0	0- 4	3- 5				
2- 5	0- 0	0- 1	HOME	0- 0	0- 2	2- 2				
1- 6	0- 0	0- 1	AWAY	0- 0	0- 2	1- 3				
0- 1	0- 0	0- 1	NEUTRAL	0- 0	0- 0	0- 0				

RPI S	Opponent	Score	RPI S	Opponent	Score	RPI S	Opponent	Score	RPI S	Opponent	Score	Team's RPI: 300
43	A Chattanooga	59 77	43	H Chattanooga	51 65	111	A Mercer	42 63	111	H Mercer	88 92	
43	N Chattanooga	56 74	43	A Duke	47 84	112	A Samford	52 57	112	H Samford	42 59	
49	A North Carolina St.	55 86				135	H UNC Asheville	45 67	166	A ETSU	62 74	
						166	H ETSU	43 45	178	A Eastern Ky.	62 91	
						184	A Davidson	51 64	209	A USC Upstate	59 68	
						211	A Furman	56 71	211	H Furman	76 83	
						245	H Bethune-Cookman	59 66	264	A Campbell	66 73	
						286	A Kennesaw St.	53 65	293	A Charleston So.	59 80	
						296	N Florida A&M	69 53	306	A Wofford	71 72	
						306	H Wofford	74 72	307	A UNCG	84 80	
						307	H UNCG	84 72				
LAST 12 Division I GAMES:												
43	N Chattanooga	56 74	112	A Samford	52 57							
307	A UNCG	84 80	111	A Mercer	42 63							
211	A Furman	56 71	307	H UNCG	84 72							
306	A Wofford	71 72	306	H Wofford	74 72							
43	H Chattanooga	51 65	211	H Furman	76 83							
166	H ETSU	43 45	166	A ETSU	62 74							

Non-Div I Games: Anderson (SC) 72 55 Brevard 68 60 Warren Wilson 106 52

Western Caro.

Loss, Non-Conf, S Site, H Home A Away N Neutral

Average RPI Win:	282	WON-LOST	WINNING	LAST 10	STRENGTH OF	OPP. STRENGTH	TEAM	ADJ.	CONF.	ADJ CONF.
Average RPI Loss:	130	RECORD	PCT. RANK	GAMES	SCHEDULE	OF SCHEDULE	RPI	RPI	RPI	RPI
DIV. I ONLY	13- 14	180	4- 6	281	212	221	221	18	18	
DIV. I NON-CONF.	5- 6	180	0- 0	304	243	244	244	18	18	
TOTALS	RPI 1-25	RPI 26-50	W-L RECORDS	RPI 51-100	RPI 101-150	RPI 150+				
13- 14	0- 0	0- 1	OVERALL	0- 6	2- 3	11- 4				
7- 5	0- 0	0- 0	HOME	0- 2	2- 1	5- 2				
5- 8	0- 0	0- 1	AWAY	0- 4	0- 2	5- 1				
1- 1	0- 0	0- 0	NEUTRAL	0- 0	0- 0	1- 1				
5- 6	0- 0	0- 1	NON-CONFERENCE	0- 2	1- 0	4- 3				
2- 2	0- 0	0- 0	HOME	0- 0	1- 0	1- 2				
2- 3	0- 0	0- 1	AWAY	0- 2	0- 0	2- 0				
1- 1	0- 0	0- 0	NEUTRAL	0- 0	0- 0	1- 1				
8- 8	0- 0	0- 0	CONFERENCE	0- 4	1- 3	7- 1				
5- 3	0- 0	0- 0	HOME	0- 2	1- 1	4- 0				
3- 5	0- 0	0- 0	AWAY	0- 2	0- 2	3- 1				
0- 0	0- 0	0- 0	NEUTRAL	0- 0	0- 0	0- 0				

RPI S	Opponent	Score	RPI S	Opponent	Score	RPI S	Opponent	Score	RPI S	Opponent	Score	Team's RPI: 221
42	A Kansas St.	45 84	58	A South Dakota	50 86	114	A IUPUI	87 96				
			58	H South Dakota	77 102	114	H IUPUI	60 68				
			59	A Iowa	81 96	144	A Oral Roberts	55 79				
			60	A South Dakota St.	63 85	144	H Oral Roberts	72 61				
			60	H South Dakota St.	65 66	145	H SIUE	78 74				
			100	A North Dakota	67 78	229	H Ill.-Chicago	70 78				
						232	H Southeast Mo. St.	84 89				
						245	N Bethune-Cookman	75 59				
						259	A Omaha	66 79				
						259	H Omaha	74 55				
						290	N Towson	77 83				
						304	A Denver	80 69				
						304	H Denver	63 60				
						313	A Illinois St.	79 64				
						315	A IPFW	78 74				
						315	H IPFW	88 87				
						325	A North Dakota St.	94 82				
						325	H North Dakota St.	100 89				
						338	A Eastern Ill.	92 69				
						340	H Chicago St.	88 50				
LAST 12 Division I GAMES:												
60	H South Dakota St.	65 66	315	H IPFW	88 87							
325	H North Dakota St.	100 89	259	H Omaha	74 55							
144	A Oral Roberts	55 79	58	H South Dakota	77 102							
58	A South Dakota	50 86	60	A South Dakota St.	63 85							
304	A Denver	80 69	325	A North Dakota St.	94 82							
114	A IUPUI	87 96	304	H Denver	63 60							

Non-Div I Games: Ashford 86 58 Central Methodist 108 46

Western Ill.

Average RPI Win:	173	WON-LOST	WINNING	LAST 10	STRENGTH OF	OPP. STRENGTH	TEAM	ADJ.	CONF.	ADJ CONF.
Average RPI Loss:	81	RECORD	PCT. RANK	GAMES	SCHEDULE	OF SCHEDULE	RPI	RPI	RPI	RPI
DIV. I ONLY	22- 5	25	7- 3	119	103	38	38	12	12	
DIV. I NON-CONF.	8- 2	51	0- 0	196	97	53	53	11	11	
TOTALS	RPI 1-25	RPI 26-50	W-L RECORDS	RPI 51-100	RPI 101-150	RPI 150+				
22- 5	1- 0	0- 1	OVERALL	3- 3	5- 0	13- 1				
12- 1	1- 0	0- 1	HOME	3- 0	2- 0	6- 0				
9- 4	0- 0	0- 0	AWAY	0- 3	3- 0	6- 1				
1- 0	0- 0	0- 0	NEUTRAL	0- 0	0- 0	1- 0				
8- 2	1- 0	0- 0	NON-CONFERENCE	1- 1	1- 0	5- 1				
4- 0	1- 0	0- 0	HOME	1- 0	0- 0	2- 0				
3- 2	0- 0	0- 0	AWAY	0- 1	1- 0	2- 1				
1- 0	0- 0	0- 0	NEUTRAL	0- 0	0- 0	1- 0				
14- 3	0- 0	0- 1	CONFERENCE	2- 2	4- 0	8- 0				
8- 1	0- 0	0- 1	HOME	2- 0	2- 0	4- 0				
6- 2	0- 0	0- 0	AWAY	0- 2	2- 0	4- 0				
0- 0	0- 0	0- 0	NEUTRAL	0- 0	0- 0	0- 0				

RPI S	Opponent	Score	RPI S	Opponent	Score	Team's RPI: 38	RPI S	Opponent	Score	RPI S	Opponent	Score
13	H Louisville	71 69	31	H UTEP	78 85		61	A Middle Tenn.	75 83	139	A UT Arlington	73 64
							61	H Middle Tenn.	62 51	141	A Marshall	80 76
							64	A Ball St.	60 74	141	H Marshall	81 52
							76	A Charlotte	72 81	150	A Old Dominion	85 74
							76	H Charlotte	77 66	150	H Old Dominion	68 51
							86	H Belmont	80 65	154	A UAB	63 49
										154	H UAB	64 55
										162	A Southern Miss.	54 53
										170	N George Mason	84 58
										175	A Ole Miss	53 59
										177	A Fla. Atlantic	81 62
										178	H Eastern Ky.	76 60
										225	H Rice	52 49
										227	A Col. of Charleston	78 44
										239	H North Texas	65 53
										247	H UTSA	72 65
										269	H Austin Peay	88 69
										310	A FIU	71 69
										335	A Lipscomb	64 56
LAST 12 Division I GAMES:												
162	A Southern Miss.	54 53	31	H UTEP	78 85		61	A Middle Tenn.	75 83			
154	H UAB	64 55	247	H UTSA	72 65		154	A UAB	63 49			
61	H Middle Tenn.	62 51	61	A Middle Tenn.	75 83		76	H Charlotte	77 66			
76	A Charlotte	72 81	154	A UAB	63 49		76	H Charlotte	77 66			
150	A Old Dominion	85 74	76	H Charlotte	77 66		150	H Old Dominion	68 51			
141	A Marshall	80 76	150	H Old Dominion	68 51							

Non-Div I Games: Alas. Anchorage 62 58

Western Ky.

Average RPI Win:	243	WON-LOST	WINNING	LAST 10	STRENGTH OF	OPP. STRENGTH	TEAM	ADJ.	CONF.	ADJ CONF.
Average RPI Loss:	82	RECORD	PCT. RANK	GAMES	SCHEDULE	OF SCHEDULE	RPI	RPI	RPI	RPI
DIV. I ONLY	13- 14	180	3- 7	113	140	143	143	11	11	
DIV. I NON-CONF.	6- 4	125	0- 0	141	194	106	106	13	13	
TOTALS	RPI 1-25	RPI 26-50	W-L RECORDS	RPI 51-100	RPI 101-150	RPI 150+				
13- 14	0- 1	0- 2	OVERALL	0- 9	2- 1	11- 1				
6- 5	0- 0	0- 0	HOME	0- 4	1- 0	5- 1				
6- 7	0- 1	0- 1	AWAY	0- 4	1- 1	5- 0				
1- 2	0- 0	0- 1	NEUTRAL	0- 1	0- 0	1- 0				
6- 4	0- 1	0- 1	NON-CONFERENCE	0- 1	0- 1	6- 0				
2- 0	0- 0	0- 0	HOME	0- 0	0- 0	2- 0				
3- 2	0- 1	0- 0	AWAY	0- 0	0- 1	3- 0				
1- 2	0- 0	0- 1	NEUTRAL	0- 1	0- 0	1- 0				
7- 10	0- 0	0- 1	CONFERENCE	0- 8	2- 0	5- 1				
4- 5	0- 0	0- 0	HOME	0- 4	1- 0	3- 1				
3- 5	0- 0	0- 1	AWAY	0- 4	1- 0	2- 0				
0- 0	0- 0	0- 0	NEUTRAL	0- 0	0- 0	0- 0				

RPI 1-25				RPI 26-50				RPI 51-100				RPI 101+ Team's RPI: 143			
RPI	S	Opponent	Score	RPI	S	Opponent	Score	RPI	S	Opponent	Score	RPI	S	Opponent	Score
17	A	Michigan St.	40 78	27	N	Mississippi St.	68 90	64	A	Ball St.	54 60	104	A	Northwestern	62 86
				41	A	Ohio	63 73	64	H	Ball St.	53 77	123	H	Akron	69 65
								68	N	FGCU	42 60	127	A	Buffalo	92 78
								75	A	Central Mich.	51 53	151	H	Detroit	70 66
								75	H	Central Mich.	61 73	171	A	Loyola Chicago	68 45
								84	A	Eastern Mich.	66 70	189	N	Gardner-Webb	71 44
								84	H	Eastern Mich.	52 63	249	H	Northern Ill.	70 80
								97	A	Toledo	73 80	255	A	Bowling Green	65 49
								97	H	Toledo	68 80	255	H	Bowling Green	74 45
												284	H	Miami (OH)	80 66
												302	A	Bradley	72 59
												315	A	IPFW	70 48
												321	A	Kent St.	65 53
												321	H	Kent St.	73 52
												340	H	Chicago St.	65 56
LAST 12 Division I GAMES:															
84	H	Eastern Mich.	52 63	84	A	Eastern Mich.	66 70								
75	H	Central Mich.	61 73	97	H	Toledo	68 80								
249	H	Northern Ill.	70 80	321	A	Kent St.	65 53								
64	A	Ball St.	54 60	75	A	Central Mich.	51 53								
123	H	Akron	69 65	64	H	Ball St.	53 77								
255	A	Bowling Green	65 49	127	A	Buffalo	92 78								

Non-Div I Games: Ferris St. 73 41 Wis.-Parkside 56 49

Western Mich.

■ Loss,
 ■ Non-Conf,
 ■ S Site,
 ■ Home
 ■ A Away
 N Neutral

Average RPI Win:	254	WON-LOST	WINNING	LAST 10	STRENGTH OF	OPP. STRENGTH	TEAM	ADJ.	CONF.	ADJ CONF.
Average RPI Loss:	164	RECORD	PCT. RANK	GAMES	SCHEDULE	OF SCHEDULE	RPI	RPI	RPI	RPI
DIV. I ONLY	7- 21	295	3- 6	220	222	297	297	21	21	
DIV. I NON-CONF.	3- 8	258	1- 0	161	223	262	262	17	17	
TOTALS	RPI 1-25	RPI 26-50	W-L RECORDS	RPI 51-100	RPI 101-150	RPI 150+				
7- 21	0- 1	0- 2	OVERALL	0- 4	1- 4	6- 10				
5- 9	0- 1	0- 1	HOME	0- 2	1- 1	4- 4				
2- 11	0- 0	0- 1	AWAY	0- 2	0- 3	2- 5				
0- 1	0- 0	0- 0	NEUTRAL	0- 0	0- 0	0- 1				
3- 8	0- 1	0- 2	NON-CONFERENCE	0- 0	0- 1	3- 4				
2- 4	0- 1	0- 1	HOME	0- 0	0- 0	2- 2				
1- 3	0- 0	0- 1	AWAY	0- 0	0- 1	1- 1				
0- 1	0- 0	0- 0	NEUTRAL	0- 0	0- 0	0- 1				
4- 13	0- 0	0- 0	CONFERENCE	0- 4	1- 3	3- 6				
3- 5	0- 0	0- 0	HOME	0- 2	1- 1	2- 2				
1- 8	0- 0	0- 0	AWAY	0- 2	0- 2	1- 4				
0- 0	0- 0	0- 0	NEUTRAL	0- 0	0- 0	0- 0				

RPI 1-25				RPI 26-50				RPI 51-100				RPI 101+ Team's RPI: 297			
RPI	S	Opponent	Score	RPI	S	Opponent	Score	RPI	S	Opponent	Score	RPI	S	Opponent	Score
22	H	Tennessee	51 58	40	A	Arkansas St.	40 67	91	A	Missouri St.	45 74	109	A	Drake	59 81
				44	H	Missouri	37 57	91	H	Missouri St.	57 77	109	H	Drake	56 87
								93	A	UNI	48 69	128	A	Creighton	54 79
								93	H	UNI	44 55	133	A	Southern Ill.	66 80
												133	H	Southern Ill.	57 48
												171	A	Loyola Chicago	55 60
												171	H	Loyola Chicago	65 62
												182	H	Eastern Wash.	62 67
												195	N	Richmond	50 63
												213	A	Indiana St.	33 59
												214	H	N.C. A&T	55 53
												232	H	Southeast Mo. St.	62 66
												278	A	Tennessee Tech	48 54
												281	H	Prairie View	64 36
												302	A	Bradley	44 50
												302	H	Bradley	50 55
												310	A	FIU	76 62
												313	A	Illinois St.	49 70
												313	H	Illinois St.	49 53
												334	A	Evansville	44 31
												334	H	Evansville	58 50
LAST 12 Division I GAMES:															
310	A	FIU	76 62	302	H	Bradley	50 55	93	A	UNI	48 69	109	A	Drake	59 81
313	H	Illinois St.	49 53	91	A	Missouri St.	45 74	91	H	Missouri St.	57 77	91	H	Missouri St.	57 77
91	A	Missouri St.	45 74	133	A	Southern Ill.	66 80	334	H	Evansville	58 50	334	H	Evansville	58 50
133	A	Southern Ill.	66 80	334	A	Evansville	44 31	171	H	Loyola Chicago	65 62	171	H	Loyola Chicago	65 62
334	A	Evansville	44 31	171	H	Loyola Chicago	65 62	133	H	Southern Ill.	57 48				

Non-Div I Games:

Wichita St.

■ Loss,
■ Non-Conf,
■ S Site,
■ H Home
■ A Away
N Neutral

William & Mary

Through Games Of March 4, 2016

Average RPI Win:	244	WON-LOST	WINNING	LAST 10	STRENGTH OF	OPP. STRENGTH	TEAM	ADJ.	CONF.	ADJ CONF.
Average RPI Loss:	125	RECORD	PCT. RANK	GAMES	SCHEDULE	OF SCHEDULE	RPI	RPI	RPI	RPI
DIV. I ONLY	15- 14	161	3- 7	277	155	201	201	13	13	
DIV. I NON-CONF.	9- 2	37	0- 0	335	307	135	135	10	10	
TOTALS	RPI 1-25	RPI 26-50	W-L RECORDS	RPI 51-100	RPI 101-150	RPI 150+				
15- 14	0- 0	1- 1	OVERALL	0- 7	1- 0	13- 6				
9- 5	0- 0	1- 0	HOME	0- 3	1- 0	7- 2				
6- 9	0- 0	0- 0	AWAY	0- 0	0- 0	6- 2				
0- 0	0- 0	0- 0	NEUTRAL	0- 0	0- 0	0- 0				
9- 2	0- 0	0- 0	NON-CONFERENCE	0- 1	1- 0	8- 1				
5- 0	0- 0	0- 0	HOME	0- 0	1- 0	4- 0				
4- 2	0- 0	0- 0	AWAY	0- 1	0- 0	4- 1				
0- 0	0- 0	0- 0	NEUTRAL	0- 0	0- 0	0- 0				
6- 12	0- 0	1- 1	CONFERENCE	0- 6	0- 0	5- 5				
4- 5	0- 0	1- 0	HOME	0- 3	0- 0	3- 2				
2- 7	0- 0	0- 1	AWAY	0- 3	0- 0	2- 3				
0- 0	0- 0	0- 0	NEUTRAL	0- 0	0- 0	0- 0				

RPI S	Opponent	Score	RPI S	Opponent	Score	RPI S	Opponent	Score	RPI S	Opponent	Score	Team's RPI: 201
35	A James Madison	63 83	35	H James Madison	65 59	66	A Hofstra	45 75	150	H Old Dominion	75 64	
						66	H Hofstra	53 61	160	A Northeastern	68 69	
						69	A VCU	47 73	160	H Northeastern	69 62	
						78	A Drexel	53 69	163	A Delaware	63 67	
						78	H Drexel	50 67	163	H Delaware	53 69	
						88	A Elon	51 73	188	H Grambling	74 55	
						88	H Elon	64 74	195	A Richmond	50 56	
									227	A Col. of Charleston	66 40	
									227	H Col. of Charleston	51 55	
									231	A Loyola Maryland	62 61	
									258	A Clemson	58 41	
									270	A UNCW	44 59	
									270	H UNCW	77 65	
									273	H American	62 51	
									290	A Towson	73 54	
									290	H Towson	78 65	
									306	H Wofford	75 55	
									318	A Mt. St. Mary's	76 74	
									322	A Delaware St.	65 59	
									347	H Norfolk St.	67 47	
LAST 12 Division I GAMES:												
88	H Elon	64 74	66	H Hofstra	53 61							
78	A Drexel	53 69	270	A UNCW	44 59							
290	H Towson	78 65	88	A Elon	51 73							
227	A Col. of Charleston	66 40	160	H Northeastern	69 62							
35	A James Madison	63 83	227	H Col. of Charleston	51 55							
163	H Delaware	53 69	163	A Delaware	63 67							

Non-Div I Games:

William & Mary

Loss, Non-Conf, S Site, H Home A Away N Neutral

Average RPI Win:	271	WON-LOST	WINNING	LAST 10	STRENGTH OF	OPP. STRENGTH	TEAM	ADJ.	CONF.	ADJ CONF.
Average RPI Loss:	177	RECORD	PCT. RANK	GAMES	SCHEDULE	OF SCHEDULE	RPI	RPI	RPI	RPI
DIV. I ONLY	4- 24	328	1- 9	165	266	324	324	28	28	
DIV. I NON-CONF.	1- 8	320	0- 0	61	55	250	250	29	29	
TOTALS	RPI 1-25	RPI 26-50	W-L RECORDS	RPI 51-100	RPI 101-150	RPI 150+				
4- 24	0- 1	0- 3	OVERALL	0- 1	0- 5	4- 14				
4- 7	0- 0	0- 0	HOME	0- 0	0- 2	4- 5				
0- 16	0- 1	0- 2	AWAY	0- 1	0- 3	0- 9				
0- 1	0- 0	0- 1	NEUTRAL	0- 0	0- 0	0- 0				
1- 8	0- 1	0- 3	NON-CONFERENCE	0- 1	0- 1	1- 2				
1- 0	0- 0	0- 0	HOME	0- 0	0- 0	1- 0				
0- 7	0- 1	0- 2	AWAY	0- 1	0- 1	0- 2				
0- 1	0- 0	0- 1	NEUTRAL	0- 0	0- 0	0- 0				
3- 16	0- 0	0- 0	CONFERENCE	0- 0	0- 4	3- 12				
3- 7	0- 0	0- 0	HOME	0- 0	0- 2	3- 5				
0- 9	0- 0	0- 0	AWAY	0- 0	0- 2	0- 7				
0- 0	0- 0	0- 0	NEUTRAL	0- 0	0- 0	0- 0				

RPI 1-25				RPI 26-50				RPI 51-100				RPI 101+ Team's RPI: 324			
RPI	S	Opponent	Score	RPI	S	Opponent	Score	RPI	S	Opponent	Score	RPI	S	Opponent	Score
4	A	South Carolina	37 86	32	A	Oklahoma	48 78	55	A	Auburn	33 76	118	A	Liberty	61 77
				41	N	Ohio	54 75					118	H	Liberty	42 59
				48	A	Duke	50 78					123	A	Akron	59 76
												135	A	UNC Asheville	55 63
												135	H	UNC Asheville	59 67
												189	A	Gardner-Webb	52 70
												189	H	Gardner-Webb	81 62
												191	A	Radford	44 66
												191	H	Radford	38 67
												211	A	Furman	52 71
												226	A	Presbyterian	44 77
												226	H	Presbyterian	48 59
												227	A	Col. of Charleston	63 77
												253	A	High Point	60 80
												253	H	High Point	67 74
												264	A	Campbell	56 69
												264	H	Campbell	50 49
												282	H	Coastal Caro.	52 43
												293	A	Charleston So.	51 54
												293	H	Charleston So.	50 58
												316	A	Longwood	60 67
												316	H	Longwood	60 63
												348	H	N.C. Central	62 39
LAST 12 Division I GAMES:															
118	H	Liberty	42 59	189	A	Gardner-Webb	52 70	135	H	UNC Asheville	59 67	293	H	Charleston So.	50 58
226	A	Presbyterian	44 77	264	A	Campbell	56 69	316	A	Longwood	60 67	264	H	Campbell	50 49
191	H	Radford	38 67	282	H	Coastal Caro.	52 43	253	H	High Point	67 74				

Non-Div I Games:

Winthrop

Average RPI Win:	139	WON-LOST	WINNING	LAST 10	STRENGTH OF	OPP. STRENGTH	TEAM	ADJ.	CONF.	ADJ CONF.
Average RPI Loss:	76	RECORD	PCT. RANK	GAMES	SCHEDULE	OF SCHEDULE	RPI	RPI	RPI	RPI
DIV. I ONLY	7- 22	298	1- 9	26	27	194	194	5	5	
DIV. I NON-CONF.	4- 6	201	0- 0	85	81	160	160	4	4	
TOTALS	RPI 1-25	RPI 26-50	W-L RECORDS	RPI 51-100	RPI 101-150	RPI 150+				
7- 22	0- 7	1- 1	OVERALL	1- 8	2- 3	3- 3				
5- 9	0- 4	1- 0	HOME	1- 2	1- 2	2- 1				
1- 12	0- 3	0- 1	AWAY	0- 6	1- 0	0- 2				
1- 1	0- 0	0- 0	NEUTRAL	0- 0	0- 1	1- 0				
4- 6	0- 2	0- 0	NON-CONFERENCE	0- 2	1- 1	3- 1				
2- 3	0- 2	0- 0	HOME	0- 0	0- 1	2- 0				
1- 3	0- 0	0- 0	AWAY	0- 2	1- 0	0- 1				
1- 0	0- 0	0- 0	NEUTRAL	0- 0	0- 0	1- 0				
3- 16	0- 5	1- 1	CONFERENCE	1- 6	1- 2	0- 2				
3- 6	0- 2	1- 0	HOME	1- 2	1- 1	0- 1				
0- 9	0- 3	0- 1	AWAY	0- 4	0- 0	0- 1				
0- 1	0- 0	0- 0	NEUTRAL	0- 0	0- 1	0- 0				

RPI	S	Opponent	Score	RPI	S	Opponent	Score	RPI	S	Opponent	Score	RPI	S	Opponent	Score	Team's RPI: 194
5	A	Ohio St.	61 87	45	A	Indiana	57 67	52	A	Rutgers	41 61	104	H	Northwestern	53 71	
11	A	Maryland	77 83	45	H	Indiana	73 69	59	H	Iowa	54 57	104	N	Northwestern	72 76	
11	H	Maryland	65 90					63	A	Purdue	48 68	109	H	Drake	70 89	
17	A	Michigan St.	67 77					63	H	Purdue	64 57	130	H	Penn St.	82 62	
17	H	Michigan St.	54 77					73	A	Michigan	65 82	140	A	Wake Forest	64 51	
20	H	Green Bay	58 72					77	H	Minnesota	77 84	163	N	Delaware	54 52	
24	H	Florida	75 91					81	A	Dayton	64 87	176	A	Illinois	65 71	
								92	A	Marquette	61 77	176	H	Illinois	56 76	
								98	A	Nebraska	62 75	183	H	Louisiana Tech	79 65	
												249	H	Northern Ill.	89 62	
												250	A	San Diego St.	57 63	
LAST 12 Division I GAMES:																
104	N	Northwestern	72 76	73	A	Michigan	65 82									
63	A	Purdue	48 68	63	H	Purdue	64 57									
11	A	Maryland	77 83	5	A	Ohio St.	61 87									
104	H	Northwestern	53 71	17	H	Michigan St.	54 77									
176	H	Illinois	56 76	98	A	Nebraska	62 75									
45	A	Indiana	57 67	77	H	Minnesota	77 84									

Non-Div I Games:

Wisconsin

■ Loss,
■ Non-Conf,
■ S Site,
■ H Home
■ A Away
N Neutral

[illegible]

Non-Div I Games:	Montreat	83	48	Bluefield Col.	69	58
------------------	----------	----	----	----------------	----	----

Page 356

Average RPI Win:	226	WON-LOST	WINNING	LAST 10	STRENGTH OF	OPP. STRENGTH	TEAM	ADJ.	CONF.	ADJ CONF.
Average RPI Loss:	81	RECORD	PCT. RANK	GAMES	SCHEDULE	OF SCHEDULE	RPI	RPI	RPI	RPI
DIV. I ONLY	19- 9	72	6- 4	182	125	107	107	14	14	
DIV. I NON-CONF.	8- 3	77	0- 0	279	86	134	134	16	16	
TOTALS	RPI 1-25	RPI 26-50	W-L RECORDS	RPI 51-100	RPI 101-150	RPI 150+				
19- 9	0- 2	1- 2	OVERALL	0- 1	2- 3	16- 1				
9- 4	0- 1	0- 1	HOME	0- 0	1- 1	8- 1				
8- 4	0- 1	0- 1	AWAY	0- 0	1- 2	7- 0				
2- 1	0- 0	1- 0	NEUTRAL	0- 1	0- 0	1- 0				
8- 3	0- 0	1- 2	NON-CONFERENCE	0- 1	0- 0	7- 0				
4- 1	0- 0	0- 1	HOME	0- 0	0- 0	4- 0				
2- 1	0- 0	0- 1	AWAY	0- 0	0- 0	2- 0				
2- 1	0- 0	1- 0	NEUTRAL	0- 1	0- 0	1- 0				
11- 6	0- 2	0- 0	CONFERENCE	0- 0	2- 3	9- 1				
5- 3	0- 1	0- 0	HOME	0- 0	1- 1	4- 1				
6- 3	0- 1	0- 0	AWAY	0- 0	1- 2	5- 0				
0- 0	0- 0	0- 0	NEUTRAL	0- 0	0- 0	0- 0				

RPI 1-25				RPI 26-50				RPI 51-100				RPI 101+				Team's RPI: 107	
RPI	S	Opponent	Score	RPI	S	Opponent	Score	RPI	S	Opponent	Score	RPI	S	Opponent	Score		
20	A	Green Bay	55 70	28	A	Miami (FL)	67 80	59	N	Iowa	77 83	129	A	Youngstown St.	69 72		
20	H	Green Bay	58 63	36	H	Georgia	57 63					134	A	Northern Ky.	76 65		
				39	N	George Washington	77 71					134	H	Northern Ky.	66 61		
												142	A	Milwaukee	57 68		
												142	H	Milwaukee	60 82		
												151	A	Detroit	89 71		
												151	H	Detroit	93 95		
												178	A	Eastern Ky.	71 69		
												197	H	Butler	66 53		
												218	A	Oakland	77 72		
												218	H	Oakland	79 63		
												229	A	Ill.-Chicago	80 72		
												229	H	Ill.-Chicago	73 62		
												254	A	Valparaiso	65 54		
												254	H	Valparaiso	80 63		
												269	H	Austin Peay	77 56		
												272	A	Cleveland St.	93 65		
												272	H	Cleveland St.	81 64		
												285	N	Houston	75 61		
												312	H	Southeastern La.	106 72		
												321	A	Kent St.	73 68		
												335	H	Lipscomb	92 65		
LAST 12 Division I GAMES:																	
272	H	Cleveland St.	81 64	229	A	Ill.-Chicago	80 72										
142	A	Milwaukee	57 68	254	A	Valparaiso	65 54										
20	A	Green Bay	55 70	272	A	Cleveland St.	93 65										
151	H	Detroit	93 95	129	A	Youngstown St.	69 72										
218	H	Oakland	79 63	20	H	Green Bay	58 63										
134	A	Northern Ky.	76 65	142	H	Milwaukee	60 82										

Non-Div I Games: Mt. St. Joseph 117 26 Cincinnati Christian 107 44

Wright St.

Wyoming

Through Games Of March 4, 2016

Average RPI Win:	246	WON-LOST	WINNING	LAST 10	STRENGTH OF	OPP. STRENGTH	TEAM	ADJ.	CONF.	ADJ CONF.
Average RPI Loss:	161	RECORD	PCT. RANK	GAMES	SCHEDULE	OF SCHEDULE	RPI	RPI	RPI	RPI
DIV. I ONLY	12- 15	208	3- 7	250	230	246	246	20	20	
DIV. I NON-CONF.	6- 3	99	0- 0	224	277	129	129	20	20	
TOTALS	RPI 1-25	RPI 26-50	W-L RECORDS	RPI 51-100	RPI 101-150	RPI 150+				
12- 15	0- 0	0- 2	OVERALL	0- 1	2- 5	10- 7				
9- 5	0- 0	0- 1	HOME	0- 1	2- 1	7- 2				
3- 10	0- 0	0- 1	AWAY	0- 0	0- 4	3- 5				
0- 0	0- 0	0- 0	NEUTRAL	0- 0	0- 0	0- 0				
6- 3	0- 0	0- 0	NON-CONFERENCE	0- 1	1- 2	5- 0				
4- 1	0- 0	0- 0	HOME	0- 1	1- 0	3- 0				
2- 2	0- 0	0- 0	AWAY	0- 0	0- 2	2- 0				
0- 0	0- 0	0- 0	NEUTRAL	0- 0	0- 0	0- 0				
6- 12	0- 0	0- 2	CONFERENCE	0- 0	1- 3	5- 7				
5- 4	0- 0	0- 1	HOME	0- 0	1- 1	4- 2				
1- 8	0- 0	0- 1	AWAY	0- 0	0- 2	1- 5				
0- 0	0- 0	0- 0	NEUTRAL	0- 0	0- 0	0- 0				

RPI 1-25			RPI 26-50			RPI 51-100			RPI 101+ Team's RPI: 246		
RPI	S	Opponent	Score	RPI	S	Opponent	Score	RPI	S	Opponent	Score
				47	A	Colorado St.	42 63	51	H	St. Mary's (CA)	64 70
				47	H	Colorado St.	57 62				
LAST 12 Division I GAMES:											
192	A	San Jose St.	51 65	223	A	Utah St.	75 84	320	H	Nevada	68 53
202	H	UNLV	80 57	342	H	Air Force	84 56	342	A	Air Force	67 45
250	A	San Diego St.	40 53	47	A	Colorado St.	42 63	342	H	Air Force	84 56
47	H	Colorado St.	57 62	121	H	Fresno St.	42 49	343	A	Cal St. Fullerton	61 56
121	A	Fresno St.	52 64	146	A	Boise St.	49 58				
146	H	Boise St.	82 58	320	A	Nevada	65 68				

Non-Div I Games: Chadron St. 81 53

Wyoming

■ Loss,
 ■ Non-Conf,
 ■ S Site,
 ■ Home
 ■ A Away
 N Neutral

Average RPI Win:	220	WON-LOST	WINNING	LAST 10	STRENGTH OF	OPP. STRENGTH	TEAM	ADJ.	CONF.	ADJ CONF.
Average RPI Loss:	59	RECORD	PCT. RANK	GAMES	SCHEDULE	OF SCHEDULE	RPI	RPI	RPI	RPI
DIV. I ONLY	17- 12	123	3- 7	204	78	157	157	6	6	
DIV. I NON-CONF.	9- 2	37	0- 0	337	249	185	185	6	6	
TOTALS	RPI 1-25	RPI 26-50	W-L RECORDS	RPI 51-100	RPI 101-150	RPI 150+				
17- 12	0- 2	1- 3	OVERALL	2- 6	1- 1	13- 0				
15- 4	0- 1	1- 1	HOME	2- 2	1- 0	11- 0				
2- 8	0- 0	0- 0	AWAY	0- 0	0- 0	2- 0				
0- 0	0- 0	0- 0	NEUTRAL	0- 0	0- 0	0- 0				
9- 2	0- 0	0- 0	NON-CONFERENCE	0- 2	0- 0	9- 0				
9- 1	0- 0	0- 0	HOME	0- 1	0- 0	9- 0				
0- 1	0- 0	0- 0	AWAY	0- 1	0- 0	0- 0				
0- 0	0- 0	0- 0	NEUTRAL	0- 0	0- 0	0- 0				
8- 10	0- 2	1- 3	CONFERENCE	2- 4	1- 1	4- 0				
6- 3	0- 1	1- 1	HOME	2- 1	1- 0	2- 0				
2- 7	0- 1	0- 2	AWAY	0- 3	0- 1	2- 0				
0- 0	0- 0	0- 0	NEUTRAL	0- 0	0- 0	0- 0				

RPI 1-25				RPI 26-50				RPI 51-100				RPI 101+ Team's RPI: 157			
RPI	S	Opponent	Score	RPI	S	Opponent	Score	RPI	S	Opponent	Score	RPI	S	Opponent	Score
19	A	DePaul	52 82	33	A	Seton Hall	66 82	57	A	St. John's (NY)	41 57	128	A	Creighton	47 74
19	H	DePaul	53 70	33	H	Seton Hall	67 72	57	H	St. John's (NY)	56 69	128	H	Creighton	57 55
				46	A	Villanova	55 58	61	H	Middle Tenn.	53 62	191	H	Radford	63 56
				46	H	Villanova	74 67	73	A	Michigan	54 92	197	A	Butler	73 63
								92	A	Marquette	69 74	197	H	Butler	55 47
								92	H	Marquette	71 66	230	H	Binghamton	64 55
								94	A	Georgetown	51 63	236	H	Cincinnati	65 56
								94	H	Georgetown	59 54	261	A	Providence	62 54
												261	H	Providence	72 47
												274	H	UMES	61 56
												278	H	Tennessee Tech	64 47
												286	H	Kennesaw St.	62 59
												312	H	Southeastern La.	67 27
												330	H	Howard	70 47
												334	H	Evansville	65 57
LAST 12 Division I GAMES:															
94	A	Georgetown	51 63	128	H	Creighton	57 55								
46	A	Villanova	55 58	261	H	Providence	72 47								
33	H	Seton Hall	67 72	197	H	Butler	55 47								
57	H	St. John's (NY)	56 69	57	A	St. John's (NY)	41 57								
92	A	Marquette	69 74	33	A	Seton Hall	66 82								
19	A	DePaul	52 82	19	H	DePaul	53 70								

Non-Div I Games:

Xavier

Average RPI Win:	231	WON-LOST	WINNING	LAST 10	STRENGTH OF	OPP. STRENGTH	TEAM	ADJ.	CONF.	ADJ CONF.
Average RPI Loss:	91	RECORD	PCT. RANK	GAMES	SCHEDULE	OF SCHEDULE	RPI	RPI	RPI	RPI
DIV. I ONLY	12- 17	225	2- 8	63	167	155	155	10	10	
DIV. I NON-CONF.	8- 8	160	0- 0	103	209	147	147	12	12	
TOTALS	RPI 1-25	RPI 26-50	W-L RECORDS	RPI 51-100	RPI 101-150	RPI 150+				
12- 17	0- 0	0- 7	OVERALL	0- 5	1- 2	11- 3				
8- 5	0- 0	0- 2	HOME	0- 2	0- 0	8- 1				
2- 11	0- 0	0- 4	AWAY	0- 3	0- 2	2- 2				
2- 1	0- 0	0- 1	NEUTRAL	0- 0	1- 0	1- 0				
8- 8	0- 0	0- 3	NON-CONFERENCE	0- 3	1- 2	7- 0				
6- 1	0- 0	0- 0	HOME	0- 1	0- 0	6- 0				
0- 6	0- 0	0- 2	AWAY	0- 2	0- 2	0- 0				
2- 1	0- 0	0- 1	NEUTRAL	0- 0	1- 0	1- 0				
4- 9	0- 0	0- 4	CONFERENCE	0- 2	0- 0	4- 3				
2- 4	0- 0	0- 2	HOME	0- 1	0- 0	2- 1				
2- 5	0- 0	0- 2	AWAY	0- 1	0- 0	2- 2				
0- 0	0- 0	0- 0	NEUTRAL	0- 0	0- 0	0- 0				

RPI S	Opponent	Score	RPI S	Opponent	Score	RPI S	Opponent	Score	RPI S	Opponent	Score	Team's RPI: 155
26 N	West Virginia	60 70	57 A	St. John's (NY)	56 69	115 A	Boston College	60 73				
30 A	Princeton	50 65	67 H	Army West Point	61 65	116 N	Iona	63 48				
30 H	Princeton	81 94	81 A	Dayton	75 81	147 A	North Carolina	63 70				
37 A	Penn	49 68	99 A	Harvard	63 65	161 H	Stony Brook	62 57				
37 H	Penn	59 77	99 H	Harvard	69 72	167 A	Cornell	63 74				
45 A	Indiana	60 76				167 H	Cornell	56 38				
50 A	Albany (NY)	70 74				208 A	Brown	48 39				
						208 H	Brown	81 54				
						215 A	Dartmouth	65 62				
						215 H	Dartmouth	63 68				
						237 H	New Hampshire	63 46				
						240 A	Columbia	71 77				
						242 H	Manhattan	62 36				
						251 H	Holy Cross	69 59				
						313 H	Illinois St.	60 47				
						314 N	Fairleigh Dickinson	77 58				
						345 H	Wagner	78 60				
LAST 12 Division I GAMES:												
167 H	Cornell	56 38	215 H	Dartmouth	63 68							
215 A	Dartmouth	65 62	167 A	Cornell	63 74							
99 A	Harvard	63 65	240 A	Columbia	71 77							
37 H	Penn	59 77	30 A	Princeton	50 65							
30 H	Princeton	81 94	37 A	Penn	49 68							
99 H	Harvard	69 72	208 A	Brown	48 39							

Non-Div I Games: Albertus Magnus 67 34

Yale

Average RPI Win:	204	WON-LOST	WINNING	LAST 10	STRENGTH OF	OPP. STRENGTH	TEAM	ADJ.	CONF.	ADJ CONF.
Average RPI Loss:	151	RECORD	PCT. RANK	GAMES	SCHEDULE	OF SCHEDULE	RPI	RPI	RPI	RPI
DIV. I ONLY	16- 10	109	5- 5	166	179	129	129	14	14	
DIV. I NON-CONF.	7- 2	57	0- 0	244	272	98	98	16	16	
TOTALS	RPI 1-25	RPI 26-50	W-L RECORDS	RPI 51-100	RPI 101-150	RPI 150+				
16- 10	0- 2	0- 0	OVERALL	1- 0	3- 4	12- 4				
10- 4	0- 1	0- 0	HOME	0- 0	2- 1	8- 2				
6- 6	0- 1	0- 0	AWAY	1- 0	1- 3	4- 2				
0- 0	0- 0	0- 0	NEUTRAL	0- 0	0- 0	0- 0				
7- 2	0- 0	0- 0	NON-CONFERENCE	1- 0	0- 2	6- 0				
5- 0	0- 0	0- 0	HOME	0- 0	0- 0	5- 0				
2- 2	0- 0	0- 0	AWAY	1- 0	0- 2	1- 0				
0- 0	0- 0	0- 0	NEUTRAL	0- 0	0- 0	0- 0				
9- 8	0- 2	0- 0	CONFERENCE	0- 0	3- 2	6- 4				
5- 4	0- 1	0- 0	HOME	0- 0	2- 1	3- 2				
4- 4	0- 1	0- 0	AWAY	0- 0	1- 1	3- 2				
0- 0	0- 0	0- 0	NEUTRAL	0- 0	0- 0	0- 0				

RPI	S	Opponent	Score	RPI	S	Opponent	Score	RPI	S	Opponent	Score	RPI	S	Opponent	Score	Team's RPI: 129
20	A	Green Bay	35 69					90	A	Bucknell	55 47	107	H	Wright St.	72 69	
20	H	Green Bay	60 68									123	A	Akron	49 74	
												130	A	Penn St.	51 68	
												134	A	Northern Ky.	59 70	
												134	H	Northern Ky.	77 88	
												142	A	Milwaukee	70 62	
												142	H	Milwaukee	69 67	
												151	A	Detroit	72 70	
												151	H	Detroit	68 69	
												191	H	Radford	54 53	
												206	H	Robert Morris	55 46	
												218	A	Oakland	96 77	
												218	H	Oakland	67 63	
												222	H	Canisius	53 51	
												229	A	Ill.-Chicago	69 64	
												229	H	Ill.-Chicago	62 41	
												254	A	Valparaiso	60 65	
												254	H	Valparaiso	87 66	
												257	H	Tennessee St.	69 58	
												272	A	Cleveland St.	68 75	
												272	H	Cleveland St.	43 53	
												289	A	Niagara	71 54	
												321	H	Kent St.	91 61	
LAST 12 Division I GAMES:																
134	A	Northern Ky.	59 70	151	H	Detroit	68 69									
229	H	Ill.-Chicago	62 41	218	H	Oakland	67 63									
254	H	Valparaiso	87 66	134	H	Northern Ky.	77 88									
272	H	Cleveland St.	43 53	107	H	Wright St.	72 69									
142	A	Milwaukee	70 62	254	A	Valparaiso	60 65									
20	A	Green Bay	35 69	229	A	Ill.-Chicago	69 64									

Non-Div I Games: Lake Erie 89 61 Salem Int'l 80 40

Youngstown St.

Loss, Non-Conf, S Site, H Home A Away N Neutral